

UT ARLINGTON MAVERICKS | 2019-20 MEN'S BASKETBALL INFOGRAPHIC GAME NOTES

NCAA: 2008 | NIT: 1981, 2012, 2017 | CIT: 2013, 2016

Associate AD for Communications: Jason MacBain | Cell: 315.750.0236 | Email: jason.macbain@uta.edu | Twitter: @JaBain

SCHEDULE / RESULTS

NOVEMBER (3-3)

5 UT DALLAS (ESPN+) W, 84-50

9 TULSA (ESPN+) W, 73-59

NCAA 12 Nevada (MOUNTAIN WEST NETWORK) L, 80-73

NCAA 17 #14 Oregon¹ (PAC-12 NETWORK) L, 67-47

NCAA 19 #8 Gonzaga¹ (ROOT) L, 72-66

24 ARKANSAS TECH (ESPN+) W, 85-68

NIT 27 vs. Furman¹ 2 PM

28 Elon¹ (FLOSPORTS) 11 AM

DECEMBER (0-0)

2 NORTH TEXAS (ESPN+) 7 PM

7 UC SANTA BARBARA (ESPN+) 2 PM

NCAA 11 Houston (ESPN3) 7 PM

NCAA 19 Georgia State* (ESPN+) 6 PM

21 Georgia Southern* (ESPN+) 12 PM

JANUARY (0-0)

2 Arkansas State* (ESPN+) 7 PM

4 Little Rock* (ESPN+) 2 PM

6 SOUTH ALABAMA* (ESPN+) 7 PM

9 APPALACHIAN STATE* (ESPN+) 7 PM

CBI 11 COASTAL CAROLINA* (ESPN+) 2 PM

16 Louisiana* (ESPN+) 7 PM

CIT 18 ULM* (ESPN+) 2 PM

CIT 25 Texas State* (ESPN+) 4 PM

30 LOUISIANA* (ESPN+) 7 PM

FEBRUARY (0-0)

CIT 1 ULM* (ESPN+) 2 PM

6 Appalachian State* (ESPN+) 6 PM

CBI 8 Coastal Carolina* (ESPN+) 1 PM

13 ARKANSAS STATE* (ESPN+) 7 PM

15 LITTLE ROCK* (ESPN+) 2 PM

NCAA 20 GEORGIA STATE* (ESPN+) 7 PM

22 GEORGIA SOUTHERN* (ESPN+) 2 PM

CIT 28 TEXAS STATE* (ESPN2) 8 PM

MARCH (0-0)

3 Troy* (ESPN+) 6 PM

7 Sun Belt Tournament First Round¹ TBA

9 Sun Belt Tournament Second Round² TBA

11 Sun Belt Tournament Quarterfinals³ TBA

14 Sun Belt Tournament Semifinals⁵ (ESPN+) TBA

15 Sun Belt Tournament Finals⁵ (ESPN2) 1 PM

HOME GAME | AllTimes Central | *Battle 4Atlanta (Mainland)

¹Sun Belt Conference Game

¹Campus Sites (#10 @ #7; #9 @ #8; #1-6 Receive Byes)

²Campus Sites (W @ #5; W @ #6; #1-4 Receive Byes)

³Campus Sites (W @ #3; W @ #4; #1-2 Receive Byes)

⁵New Orleans (Smoothie King Center)



UT ARLINGTON vs. FURMAN & ELON

Elon, N.C. | Schar Center (5,100)

Video: FloSports | Taylor Durham | Brian Morris

Radio: KTNO 620 AM | TuneIn App | Josh Sours

Live Statistics: StatBroadcast

Series History: First Meeting With Both Teams

#MavUp | #SunBeltMBB

HC: Chris Ogden (20-19)

FURMAN & ELON RECORDS ENTERING 11/26



UTA HAS PLAYED THE 7TH-HARDEST SCHEDULE IN THE NATION TO THIS POINT (KENPOM)

STRENGTH IN NUMBERS

UTA's strength through six games this year has been its depth. **The Mavs have already had seven different players score at least 13 points in a game** and have had four different leading scorers (Jabari Narcis 3x), and that doesn't yet include last year's leading scorer Brian Warren (15.4).

Against Arkansas Tech on Sunday, Warren (15 points, career-high 12 assists) and Narcis (career-high 23 points, 11 rebounds) each recorded double-doubles – **the first time that multiple UTA players have registered double-doubles in the same game in the Chris Ogden era.** Warren's 12 assists were the most by a Mav since Erick Neal dished out 13 against UT Dallas on Nov. 27, 2017.

The 23 points by Narcis represented the first time this year a UTA player has scored 20+. **No Maverick is averaging more than 12 points per game, making UTA the lone Sun Belt Conference school without a single player in the top 20 in scoring.** The Mavs are also the lone SBC member without a single player in the top 20 in minutes played (no one more than 27/game).

In total, UTA has had three different players (Radshad Davis: 14 points, 10 rebounds at Nevada) with double-doubles on the year – **tied for the most of any Sun Belt team.**

PROBABLE STARTERS

0

BRIAN WARREN (G)

Sr. | 5-9 | 170 | Indianapolis, IN

10.3 PPG | 2.8 RPG | 5 APG

Team Assist Leader (30 Total) Through 6 Games



4

DAVID AZORE (G)

R-So. | 6-4 | 205 | Houston, Texas

12.2 PPG | 4.5 RPG | 3.2 APG

28-33 FTs (84.8%) To Start Year (81.5% Last Yr)



13

JABARI NARCIS (F)

Sr. | 6-9 | 240 | Chaguanas, Trinidad

12 PPG | 8.2 RPG | 1.5 BPG

10 Total 3s Last 2 GMS, Team Leader 3s (17)



22

TIANDRE JACKSON-YOUNG (F)

Sr. | 6-4 | 200 | Marshall, Texas

5.5 PPG | 3.7 RPG | 41.9 FG%

First Start Of Season Sunday vs. Arkansas Tech



43

COLEMAN SPARLING (F)

R-Jr. | 6-7 | 215 | Ellensburg, WA

2 PPG | 2.3 RPG | .5 APG

Started Last 3 Games; 10 Of 12 PTS Last 3 GMS



TWEETABLES

1) Furman, an NIT participant last year, will be the fourth-straight Division-I opponent for UTA which played in either the NCAA Tournament or NIT a season ago.

2) Each of UTA's first five D-I opponents this year reside in the top 130 of the KenPom rankings: Tulsa (130), Nevada (105), Oregon (16), Gonzaga (5) and Furman (77).

3) UTA ranks in the top 35 nationally in four different statistical categories: 15th – fewest turnovers per game (10.0); 17th – 3-point attempts (182); 17th – assist-to-turnover ratio (1.63); 31st – 3-pointers made per game (9.8).

4) Nicolas Elame did not play against Arkansas Tech due to an ankle injury and is questionable for the two games this week; Patrick Mwamba is out indefinitely with a broken right foot suffered at #8 Gonzaga.

Please refer to the University of Texas at Arlington as **UT Arlington**. UTA is acceptable on second reference. Using Texas-Arlington, UT-Arlington or any other form is incorrect.

ABOUT THE UT ARLINGTON MAVERICKS

GENERAL INFORMATION

Location..... Arlington, Texas
Global Enrollment..... 61,000 (Global) 43,000 (Campus)
Founded..... 1895
Nickname..... Mavericks
Home Court..... College Park Center
Capacity..... 7,000
President..... Dr. Vistasp Karbhari
Director of Athletics..... Jim Baker

COACHING STAFF

Head Coach..... Chris Ogden (Texas '04 / 2ND Year)
Record At UTA..... 20-19
Career Record..... Same
Associate Head Coach..... Greg Young (Howard Payne '86 / 11TH Year)
Assistant Coach..... Riley Davis (Texas '11 / 2ND Year)
Assistant Coach..... Royce 'Snoop' Johnson (Thomas Edison '13 / 2ND Year)

SUPPORT STAFF

Director Of Operations..... Parker Eidson (Tennessee '16 / 2ND Year)
Video Coordinator..... Matt McGann (Oklahoma State '17 / 2ND Year)
Strength Coach..... Dominick Walker (McMurry '13 / 2ND Year)
Athletic Trainer..... Chris Marrs (Illinois College '14 / 2ND Year)
Player Development Coordinator..... Derrick Obasohan (UTA '04 / 1ST Year)
Analytics Coordinator..... Matthew Winsberg (LSU '17 / 1ST Year)
Operations Coordinator..... Peter Clark (Weber State '18 / 1ST Year)
Administrative Assistant..... Rachael Holmes (McMurry '13 / 2ND Year)

HISTORY

First Year of Basketball..... 1959-60
Total Years of Basketball..... 60
All-Time Record..... 753-937
Overall Record in College Park Center (2012-Present)..... 80-28

Years In Sun Belt Conference..... 6 (2013-Present)
All-Time Sun Belt Record..... 68-44 (.607)
Sun Belt Regular Season Championships..... 1 (2017)
Sun Belt Tournament Championships..... 0

Years In Western Athletic Conference..... 1 (2012-13)
All-Time WAC Record..... 11-7 (.611)
WAC Regular Season Championships..... 0

Years In Southland Conference..... 48 (1964-2012)
All-Time Southland Record..... 289-354 (.442)
Southland Regular Season Championships..... 2 (2004, 2012)
Southland Tournament Championships..... 1 (2008)

NCAA Tournament Appearances..... 1 (2008)
Record In The NCAA Tournament..... 0-1
NIT Appearances..... 3 (1981, 2012, 2017)
Record In The NIT..... 2-3
CIT Appearances..... 2 (2013, 2016)
Record In The CIT..... 1-2

2018-19 REVIEW

Overall Record..... 17-16
Sun Belt Record..... 12-6
Sun Belt Finish..... T-2ND
Sun Belt Tournament Finish..... Finals (Second-Straight Year)
Home..... 9-5
Away..... 7-10
Neutral..... 1-1
Postseason..... None

ATHLETIC COMMUNICATIONS

Associate AD for Communications..... Jason MacBain
Cell / Office Phone..... 315.750.0236 / 817.272.2239
E-Mail..... jason.macbain@uta.edu
Overnight/Shipping Address..... 601 Spaniolo Drive
..... College Park Center, Ste. 1102-E, Arlington, TX 76019
Website..... UTAMavs.com
Twitter, Instagram & Facebook..... @UTAMavsMBB /UTAMavsMBB

ABOUT THE MATCHUPS

• Furman was considered by many an NCAA Tournament snub a year ago after posting a 25-8 record and NET of 58 before ending the season in the NIT. The Paladins enter the week leading the Southern Conference in scoring (82.3), field-goal percentage (50.4) and steals (9.8).

• Elon has played the 6th-hardest schedule so far (KenPom) as its four losses have come at the hands of Georgia Tech, Michigan, North Carolina and Manhattan. Marcus Sheffield leads the Phoenix (18.7 PPG, 5.7 RBG, 3.3 APG).

LOOKED DOWN ON #8 GONZAGA

UTA led for 16 minutes and made #8 Gonzaga fight until the final buzzer last Tuesday in a six-point Bulldogs win, 72-66.

Gonzaga's fewest points in a home non-conference game since Dec. 10, 2016 (61 vs. Akron as part of a 61-43 win).



2018-19 SINGLE-SEASON RECORDS

In Chris Ogden's first season at the helm of the Mavericks in 2018-19, UTA secured several top-10 all-time single-season program marks.



GRANGERS ALL (MOSTLY) HERE

After having the least amount of returning points in the nation last year (3.2 percent; 87 of 2,640), UTA returns 67 percent (1,527 of 2,284) of its scoring this season. UTA returns all five starters from last season (same starting lineup for the final six games in 2018-19), and the Mavs have four of their top-5 scorers back as well.

DECADE OF SUCCESS

UTA's first season of basketball took place in 1959-60, and since that opening year the Mavs have improved significantly in each of their six decades. Below are the average amount of wins each decade:

DECADE	AVG. WINS
60s →	8.4
70s →	9.2
80s →	11.1
90s →	13.0
00s →	15.1
10s →	19.5

The Mavs need at least 24 victories this year to average 20 wins per season this decade – by far the most in program history. UTA has posted seven 20-win seasons in its 60-year history, but five of those have come since 2007-08:

Year	Record	Postseason
2016-17	27-9	NIT
2015-16	24-11	CIT
2011-12	24-9	NIT
2017-18	21-13	----
2007-08	21-12	NCAA
1990-91	20-9	----
1980-81	20-8	NIT

SUN BELT PRESEASON POLL & TEAMS

2019-20 SUN BELT PRESEASON POLL

RANK	SCHOOL	POINTS (1ST VOTES)
1	SOUTH ALABAMA	138 (8)
2	UT ARLINGTON	124 (2)
3	GEORGIA SOUTHERN	121 (1)
4	TEXAS STATE	110 (1)
5	LOUISIANA	92
6	GEORGIA STATE	76
7	COASTAL CAROLINA	75
8	ULM	72
9	APPALACHIAN STATE	40
10	ARKANSAS STATE	33
11	LITTLE ROCK	32
12	TROY	22

UTA was picked to finish 2nd-to-last (11th place) in the 2018-19 preseason poll, but finished in a tie for 2nd with a 12-6 Sun Belt record. That nine-spot improvement from preseason to final regular-season finish was tied for the best in the nation along with Siena.

After being named to the Sun Belt Third Team and Sun Belt All-Tournament Team in his initial season as a Maverick, senior **Brian Warren** has landed on the Preseason All-Sun Belt First Team. He led UTA in scoring (15.4), assists (3.6), steals (1.2) and minutes (29.8) last year.

FIRST TEAM PICK



Preseason All-Sun Belt First Team

Quan Jackson, Georgia Southern
Josh Ajayi, South Alabama
Brian Warren, UT Arlington
Trhae Mitchell, South Alabama
Nijal Pearson, Texas State

AMONG THE SUN BELT CONFERENCE'S BEST

Over the last five seasons, UTA has the 2nd-best average RPI/NET among all Sun Belt teams:

Team	2014-15	2015-16	2016-17	2017-18	2018-19	Average
1) Georgia State	54	177	106	116	126	116
2) UT Arlington	180	107	40	112	160	120
3) Louisiana	123	145	114	65	194	128
4) Georgia Southern	111	244	144	143	128	154
5) ULM	125	104	294	224	145	178
6) Coastal Carolina			174	251	153	193 *
7) Texas State	233	241	172	247	139	206
8) Little Rock	276	42	241	308	237	221
9) Troy	312	295	150	197	259	243
10) Arkansas State	278	284	113	295	252	244
11) South Alabama	271	240	229	271	236	249
12) Appalachian State	243	262	295	250	215	253
Sun Belt Rank (Out Of 32)	19	17	13	20	17	17.2

* Based On Three-Year Sun Belt Membership

2014-18 RPI Formula Was Utilized
2018-19 NET Formula Was Utilized





AMONG THE STATES BEST

1) Houston	105	35
2) Texas Tech	100	44
3) Baylor	93	50



4) UT ARLINGTON

Stephen F. Austin	92	45
SMU	92	43
7) Sam Houston State	83	59
Texas A&M	83	56
TCU	83	63
10) Texas Southern	82	65
11) Texas State	80	60
12) Texas A&M-Corpus Christi	76	60

92 52

Over the last 4+ seasons (2015-16, 2016-17, 2017-18, 2018-19 and 2019-20), UTA owns the 4th-most wins of the 23 Division-I schools in the state of Texas.

Texas	76	67
14) Lamar	73	63
15) Abilene Christian	71	60
16) North Texas	63	77
17) Rice	61	78
18) Prairie View A&M	60	80
19) UTEP	57	72
UTSA	57	81
21) UTRGV	54	83
22) Houston Baptist	52	78
23) Incarnate Word	44	80

* Records Entering Games On Nov. 25 *

FORMER OLYMPIAN ON STAFF

The UTA coaching staff has a familiar face on it this season as **2004 alumnus Derrick Obasohan is in his first year as a Player Development Coordinator.**

A former UTA standout, professional player and Olympian, Obasohan scored 1,308 career points for the Mavericks from 2000-04 – which still ranks as the 7th-most in program history. Obasohan begins his coaching career after playing 14 years professionally in France, Spain and Turkey.

A former Olympian, **Obasohan was the starting shooting guard for Nigeria at the 2012 London Games.** He averaged 10.6 points and 3.2 rebounds over five Olympic contests, including a personal high of 18 points in the final Group A Preliminary Round matchup against France.

In 2001, Obasohan became first player in program history to be named the Southland Conference Freshman of the Year after averaging 8.8 points and 3.9 rebounds per game. He also garnered Southland Conference honors as a junior and senior.



NON-CONFERENCE STRENGTH

After playing the 7th-hardest non-conference schedule in the nation last year, UTA will once again face a challenging gauntlet to prepare for the new, expanded 20-game Sun Belt slate. After opening with D-III UT Dallas, **UTA's first four D-I opponents of the season were all ranked in the top 100 of KenPom's preseason rankings:**

#100: Tulsa (Nov. 9) Win, 73-39
#98: @ Nevada (Nov. 12) Loss, 80-73
#30: @ Oregon (Nov. 17) Loss, 67-47
#8: @ Gonzaga (Nov. 19) Loss, 72-66

Furthermore, including a neutral-site tilt with #105 Furman (Nov. 27), UTA's first five D-I matchups are all against opponents which were in the preseason top 105 of the KenPom.

Additionally, of UTA's nine non-conference games against D-I competition, here's the full breakdown:

4	1	2	13
NCAA OPP.	NIT OPP.	20+ WIN OPP.	OF 29
		NO POSTSEASON	

Including Sun Belt competition, 13 UTA D-I opponents played in the postseason last year: NCAA (six), NIT (one), CIT (four) and CBI (two).

Other Former Olympians Currently On A D-I Men's Basketball Staff:

Georgetown: Patrick Ewing | Head Coach
United States, 1984 (Los Angeles) & 1992 (Barcelona)

Memphis: Penny Hardaway | Head Coach
United States, 1996 (Atlanta)

Wake Forest: Danny Manning | Head Coach
United States, 1988 (Seoul)

Nevada: Steve Alford | Head Coach
United States, 1984 (Los Angeles)

Virginia: Kirk Penney | Director of Player Development
New Zealand, 2000 (Sydney) & 2004 (Athens)

Monmouth: JR Reid | Assistant Coach
United States, 1988 (Seoul)

KEY RULE CHANGES

Among a plethora of major rule changes for men's college basketball in 2019-20 are the following noteworthy items:

- 1) Increase the 3-point line to FIBA distance: 22 feet and 1 ¾ inches.
- 2) Reset the shot clock to 20 seconds on an offensive rebound in the front court.
- 3) Permit the head coach to call live-ball timeouts during the last two minutes of a game.
- 4) Basket interference/goaltending can be reviewed in the last two minutes of a game.

QUALITY & QUANTITY

UTA has already had seven different players reach double-figure points in a game, and all seven of those came in the first two games. Below is a list of those players, their respective season highs and how many times they have led UTA in scoring:

Jabari Narcis ⁽³⁾	23
TiAndre Jackson-Young ⁽¹⁾	19
Jordan Phillips ⁽¹⁾	17
David Azore	16
Brian Warren	15, 3x
Radshad Davis ⁽¹⁾	14
Sam Griffin	13



In his initial ranking earlier this summer, ESPN Bracketologist Joe Lunardi installed UTA as the Sun Belt favorites in 2019-20. Andy Katz from the NCAA also predicted UTA to make the NCAA Tournament.

MAHOMES & MARQUIS

Kansas City Chiefs Quarterback and 2018 NFL MVP Patrick Mahomes was UTA redshirt freshman McKade Marquis's 6th-grade basketball coach. Mahomes and Marquis are both from Whitehouse, Texas, and when Mahomes was in 11th grade at Whitehouse High School, he served as Marquis's 'Boomtown' team coach. Marquis and Mahomes' younger brother, Jackson, are best friends.



SCENIC SHOOTAROUND / WALK-THRU LOCATIONS

In 1+ years under Chris Ogden, UTA has held gameday shootarounds/walk-thrus at several non-traditional locations:



Pismo Beach, CA || Dec. 21, 2018
UTA 75 Cal Poly 70 (OT)



Myrtle Beach, SC || Jan. 12, 2019
UTA 61 Coastal Carolina 58



New Orleans, LA || Mar. 17, 2019
UTA 64 Georgia State 73 (SBC FINAL)

HOTEL ROOFTOP



Reno, NV || Nov. 12, 2019
UTA 73 Nevada 80

CORNER OF ARLINGTON AVE

T.J. FORD APPEARANCE



Former National Player of the Year T.J. Ford attended UTA's season opener this year. Ford was teammates with Chris Ogden at Texas for the two years he was with the Longhorns in 2001-02 and 2002-03. Ford and Ogden helped lead Texas to the Final Four in 2003 for the first time since 1947.

FRIDAY NIGHT LIGHTS

2019 - 20 UTA MEN'S BASKETBALL

NATIONALLY TELEVISED

MATCHUP



For the first time in program history, UTA will have a regular season home game broadcast on national television as the Mavericks' 2019-20 home finale on Feb. 28 at the College Park Center against rival Texas State will be shown live on ESPN2.

RETURN OF THE VICTORY BELL



RE-TWEETS

1) Under Chris Ogden, UTA is 18-3 when scoring at least 68 points (3-1 this year).

2) UTA scored a season-high 85 points on Sunday against Arkansas Tech and shot a season-best 50.7 percent from the floor.

3) With its 84-50 victory over UT Dallas, UTA has now won six-straight season openers.

3) UTA made 15 3-pointers (15-37) against UTD, tying for the 3rd-most in a game in program history (all-time record: 17 vs. Bradley on Dec. 8, 2015). The Mavs also made 15 3s at South Alabama this past February.

4) The Mavs issued 25 assists against UTD – the most in the Chris Ogden era (previous: 24 vs. Appalachian State on Feb. 9).

6) UTA started 2-0 for the third-straight year; in each of the previous two seasons the Mavs have gone on to play in the Sun Belt Tournament Final.

7) For just the second time in program history, UTA held its first two opponents of a season both under 60 points. The only other time that had occurred was the 1987-88 season; it's never been done three-straight times to commence a year.

WIN - LOSS COMPARISON

UTA averages in wins and losses so far this season:

Category	Losses	Wins
PPG	62.0	80.7
FG%	32.0	46.8
FG D%	43.6	33.0
APG	11.0	21.7



In 1965, the Victory Wagon – with a Victory Bell attached – made its debut at UTA thanks to **Phi Delta Theta**. After years of hibernation, the Victory Wagon has been refurbished this year, bringing back a university cornerstone symbol of spirit of fight.

Prior to each home game this year there will be an honorary bell ringer, and the 2019-20 season commenced with a loud ring with the return of **Doug Russell**. A 1969 UTA alumnus, Russell was a collegiate National Champion, and is also famously known for **winning the first-ever gold medal in the men's 100-meter butterfly at the 1968 Summer Olympics** – upsetting fellow American teammate and favorite Mark Spitz. Russell was inducted into the International Swimming Hall of Fame in 1985.

HOME DOMINANCE

- Since 2015-16, UTA has compiled an impressive 52-10 record in College Park Center.
- The Mavericks went 13-2 in 2015-16, 14-1 in 2016-17, 13-2 in 2017-18, 9-5 in 2018-19 and are 3-0 so far in 2019-20. **Included in that stretch was a 21-game regular-season winning streak.**
- The 14 victories in 2016-17 equaled a program record, set in 2007-08, for most home wins. The only loss was a four-point setback to CSU Bakersfield in the quarterfinals of the NIT.

Record	Season	Site
14-1	2016-17	College Park Center
14-3	2007-08	Texas Hall
13-2	2017-18	College Park Center
13-2	2015-16	College Park Center
12-1	2011-12	Texas Hall (8-1), CPC (4-0)
12-2	2003-04	Texas Hall

CPC ATTENDANCE HIGHS

1)	6,421	11/16/12	MBB vs. Oklahoma
2)	6,336	3/22/17	MBB vs. CSU Bakersfield (NIT)
3)	6,228	2/2/12	M/WBB vs. UTSA
4)	6,105	12/3/15	MBB vs. North Texas
5)	5,590	2/22/18	WBB vs. Georgia Southern
6)	5,390	3/20/17	MBB vs. Akron (NIT)
7)	5,272	2/11/12	MBB vs. Texas State
8)	5,011	2/9/17	WBB vs. Little Rock
9)	5,033	1/23/16	MBB vs. Little Rock
10)	4,837	3/2/13	MBB vs. Utah State



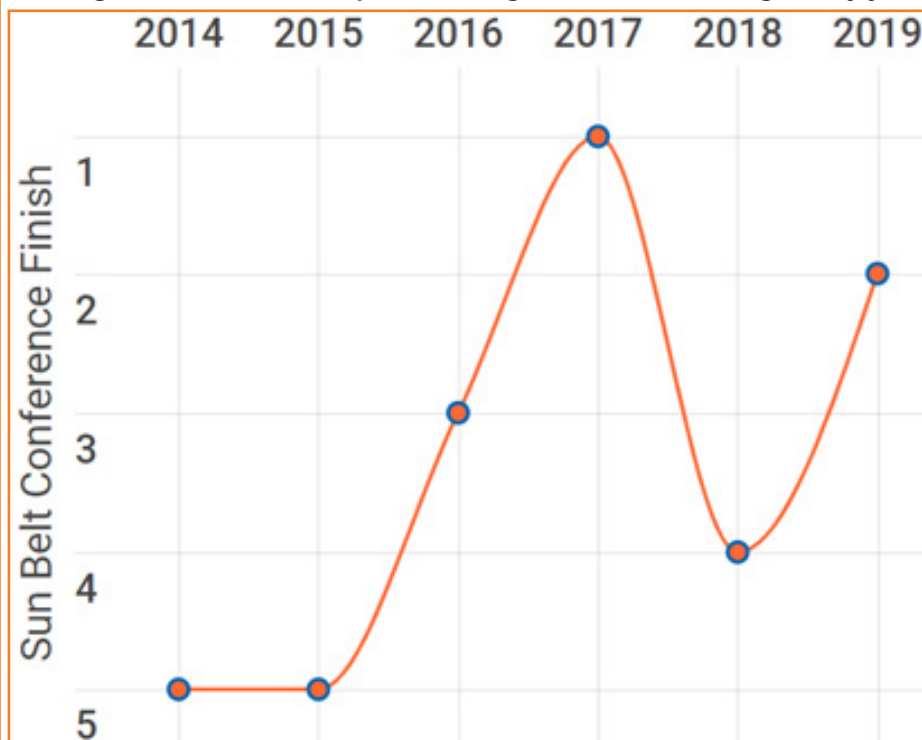
ABOUT THE CPC

The Mavericks have called the beautiful College Park Center home since the 7,000 all chair-back seat multi-purpose arena opened on Feb. 1, 2012. The \$78 million project broke ground on March 5, 2010 and opened less than two years later. The arena is part of a 20-acre section of campus known as the College Park District, which includes a residence hall, student apartments, a 4.62 acre park, restaurants and three parking garages. The arena features 4,055 lower bowl seats, in addition to a 2,800-square-foot hospitality suite. A distinctive feature is a center hung 4-sided Daktronics LED scoreboard with an additional end zone LED display, ribbon displays and scorer's table. The lower concourse contains sports medicine facilities, two full-sized practice courts, a 2,500-sq-ft weight room, a press center, an academic support study center and coaches' office suites. In addition to Mavericks basketball and volleyball events, the facility hosts a variety of concerts, speaking engagements and other events. The WNBA's Dallas Wings also call College Park Center home during their season.

#MavUp

SUN BELT SUCCESS

Since joining the Sun Belt for the 2013-14 season, UTA is the only team in the league to finish in the top-5 of the regular-season standings every year.



GLOBAL PRESENCE

UTA has players from five different foreign countries on the 2019-20 roster – a total which surpasses the amount of different states (four) represented.



NBA Academy

NBA Academies, a network of elite basketball training centers around the world, include educational development for top male and female prospects from outside the U.S. and mark the NBA's signature elite player development initiative. The initiative exposes elite prospects to NBA-level coaching, facilities and competition and provides a global framework for them to maximize their success.

MALE NBA ACADEMIES GRADUATES WHO ARE ATTENDING, OR HAVE COMMITTED TO, D-I SCHOOLS (12 TOTAL; 2 NBA AFRICA PRODUCTS):

- Oumar Ballo (NBA Latin America Academy; Mali; Gonzaga)
- Francisco Caffaro (NBA Global Academy; Argentina; Virginia)
- Hunter Clarke (NBA Global Academy; Australia; Montana)
- Alex Ducas (NBA Global Academy; Australia; St. Mary's)
- Francisco Farabello (NBA Academy Latin America; Argentina; TCU)
- Anyang Garang (NBA Global Academy; Uganda; Oklahoma)
- Timothy Igheofe (NBA Academy Africa; Nigeria; Georgetown)
- Hyunjung Lee (NBA Global Academy; South Korea; Davidson)
- **Patrick Mwamba (NBA Academy Africa; Congo; UT Arlington)**
- Jermaine Miranda Perez (NBA Academy Latin America; Puerto Rico; Hofstra)
- Jonathan Tchatchoua (NBA Global Academy; Cameroon; Baylor)
- Kurt-Curry Wegscheider (NBA Academy Africa; Central Africa Republic; New Mexico)



ADDITION BY SUBTRACTION?

UTA posted a -0.6 scoring margin last year, but still managed to secure a winning record at 17-16. It's the first time since 1999-00 that a UTA team has had a winning record (15-12) with a negative scoring margin (-2.1).



17-16 RECORD

Over the last 12 years, UTA has finished with a positive scoring margin 10 times; in the first 48 years of the program, that occurred just eight times.



-0.6 MARGIN

MAVERICKS IN THE PROS

Former UT Arlington forward Kevin Hervey became the highest NBA Draft selection in program history last spring when he was picked in the 2nd Round of the 2018 draft with the 57th pick overall by the Oklahoma City Thunder.

Hervey was the 4th all-time UTA player selected in the draft and the first since the NBA reduced the number of rounds to just two in 1989. Paul Renfro became UTA's first-ever draft pick when he was taken in the 9th round (181st overall) by the Utah Jazz in 1980. Two Mavericks were selected in 1982 – both by the Dallas Mavericks. Ralph McPherson was selected in the 9th round (188th) and Albert Culton picked in the 10th round (209th).

Hervey – who is playing with the Thunder's G-League affiliate (Oklahoma City Blue) – graduated as the program's all-time rebounding leader (921) and 2nd in total points (1,783).



He was one of three graduating seniors in 2018 who signed a contract and are playing professionally, joining Erick Neal in Turkey with Fethiye and Johnny Hamilton also in Turkey with Darussafaka.

OTHER FORMER MAVS CURRENTLY PLAYING PROFESSIONALLY

Jorge Bilbao	Caceres Patrimonio de la Humanidad. Spain
Roger Dowell	Beroe Bulgaria
Brandon Edwards	Elitzur Yavne Israel
Karol Gruszecki	Polski Cukier Torun Poland
Julian Harris	Raleigh Firebirds North Carolina
Jalen Jones	Sao Paulo FC Brazil
LaMarcus Reed	JP-Auto JKSE Hungary
Anthony Walker	Beroe Bulgaria

THE LAST TIME

THE LAST TIME A MAVERICK

Scored 40 Or More Points

.....43, Stephen Barber at UTSA, 2/24/02

Scored 30 Or More Points

.....31, Edric Dennis at Troy, 3/2/19

Totaled 20 Or More Rebounds

.....22, Jermaine Griffin vs. UT Permian Basin, 12/1/05

Totaled 15 Or More Rebounds

.....15, Andres Ibarguen vs. Coastal Carolina, 2/7/19

Totaled 10 Or More Assists

.....12, Brian Warren vs. Arkansas Tech, 11/24/19

Recorded A Double-Double (Points/Rebounds)

..... Jabari Narcis (23/11) vs. Arkansas Tech, 11/24/19

Recorded A Double-Double (Points/Assists)

..... Brian Warren vs. Arkansas Tech (15/12), 11/24/19

Recorded A Triple-Double (Points/Rebounds/Assists)

..... Erick Neal vs UT Dallas (10/10/13), 11/27/17

THE LAST TIME THE MAVERICKS

Played An OT Game..... W, 91-86 vs. ULM 2/23/19 (2 OT)

Scored 100+ Points..... W, 105-89 at BYU 3/15/17

Allowed 100+ Points..... L, 79-100 at Louisiana 2/17/18

Had 50 Or More Rebounds..... 53 vs. Coastal Carolina 2/7/19

Had 20 Or More Assists..... 24 vs. Arkansas Tech 11/24/19

Had 15 Or More Steals..... 18, vs. Howard Payne 11/13/13

Played AP Ranked Opp..... at #8 Gonzaga, L: 72-66 11/19/19

Defeated AP Ranked Opp..... at #12 Saint Mary's, 65-51 12/8/16

UTA VS. TOP-25 TEAMS

Nov. 19, 2019	at #8 Gonzaga	L	66-72
Nov. 17, 2019	at #14 Oregon	L	47-67
Dec. 18, 2018	at #8 Gonzaga	L	55-89
Dec. 18, 2017	at #25 Creighton	L	81-90
Nov. 21, 2017	at #25 Alabama	L	76-77
Dec. 8, 2016	at #12 Saint Mary's	W	65-51
Dec. 2, 2014	at #6 Texas	L	53-63
Nov. 25, 2014	at #1 Kentucky	L	44-92
Nov. 19, 2013	at #4 Kentucky	L	76-105
Dec. 19, 2012	at #24 Oklahoma State	L	44-69
Nov. 23, 2011	at #9 Baylor	L	65-75
Dec. 29, 2010	at #3 Kansas	L	57-82
Dec. 20, 2008	at #21 Baylor	L	76-79
Mar. 21, 2008	vs. #2 Memphis#	L	63-87
Dec. 3, 2005	at #2 Texas	L	55-93
Dec. 15, 2004	at #14 Texas	L	70-85
Jan. 2, 2004	at #19 Texas	L	79-99
Nov. 27, 2002	at #3 Texas	L	45-76
Nov. 18, 1997	at #19 Oklahoma	L	63-81
Dec. 20, 1994	at #21 New Mexico State	L	63-102
Dec. 28, 1993	vs. #14 Connecticut+	L	72-112
Dec. 21, 1992	at #17 Nebraska	L	95-116
Nov. 23, 1991	at #14 Utah	L	57-58
Dec. 6, 1986	at #11 Oklahoma	L	76-101
Feb. 7, 1985	at #14 Louisiana Tech	L	61-86
Jan. 12, 1985	at #14 Louisiana Tech	L	65-76
Feb. 12, 1973	vs. #13 UL Lafayette	~L	96-111
Jan. 13, 1973	at #13 UL Lafayette	~L	73-79
Dec. 18, 1970	vs. #19 Drake*	L	83-102
Dec. 4, 1970	at #18 Long Beach State	L	57-102
Dec. 1, 1970	at #15 New Mexico State	L	82-107
Feb. 26, 1970	vs. #15 Houston	L	84-102
Dec. 4, 1969	at #4 Houston	L	70-88
Feb. 22, 1967	at #1 Houston	L	75-130

NCAA Tournament | + Hilo, Hawai'i | ~ UL Wins Later Vacated | * Fort Worth, TX

STATISTICAL TRENDS

UTA'S RECORD WHEN

Monday	0-0
Tuesday	1-2
Wednesday	0-0
Thursday	0-0
Friday	0-0
Saturday	1-0
Sunday	1-1
Leading At Halftime	3-0
Trailing At Halftime	0-3
Tied At Halftime	0-0
Leading With 5 Minutes Left	3-0
Trailing With 5 Minutes Left	0-3
Tied With 5 Minutes Left	0-0
Shooting 40% FG Or Better	3-0
Shooting Less Than 40% FG	0-3
Opponent 40% FG Or Better	0-2
Opponent Less Than 40% FG	3-1
Shooting Better FG% Than Opponent	3-1
Shooting Worse FG% Than Opponent	0-2
Shooting Better 3-FG% Than Opponent	3-1
Shooting Worse 3-FG% Than Opponent	0-2
Outrebounding Opponent	3-0
Outrebounded By Opponent	0-3
Rebounds Tied	0-0
More Turnovers Than Opponent	0-1
Fewer Turnovers Than Opponent	3-2
Same Turnovers As Opponent	0-0

UTA'S POINT TOTAL

35-49 Points	0-1
50-59 Points	0-0
60-69 Points	0-1
70-79 Points	1-1
80-89 Points	2-0
90-99 Points	0-0
100+ Points	0-0

GAMES DECIDED BY

5 Points Or Less	0-0
6-10 Points	0-2
11-19 Points	2-0
20+ Points	1-1

ABOUT UT ARLINGTON

The University of Texas at Arlington is a Carnegie Research-1 "highest research activity" institution. With a global enrollment of nearly 60,000 during the 2018-2019 academic year, UTA is one of the largest institutions in the state of Texas. Guided by its Strategic Plan 2020 Bold Solutions | Global Impact, UTA fosters interdisciplinary research and education within four broad themes: health and the human condition, sustainable urban communities, global environmental impact, and data-driven discovery. UTA was recently cited by U.S. News & World Report as having the second lowest average student debt among U.S. universities. U.S. News & World Report lists UTA as having the fifth highest undergraduate diversity index among national universities. The University is a Hispanic-Serving Institution and is ranked as the top four-year college in Texas for veterans on Military Times' 2017 Best for Vets list. Visit www.uta.edu.

2018-19 RE-TWEETS

- 1) UTA was the only Sun Belt team which didn't have a single player average at least 30 minutes per game last year (Warren: 29.8).
- 2) In conference games, UTA led the SBC in field-goal percentage defense (.409), rebounds per game (38.4) and rebound margin (+3.8); the Mavs finished 2nd in points per game allowed (69), free throw percentage (.752), scoring margin (+4.1) and assists per game (14.6).
- 3) The Mavs secured a program-best 6-3 road SBC record; the previous best in six seasons as a member of the Sun Belt was 5-4 in 2016-17.

RE-TRACKING 2018-19

Some of the 'notable' off-court highlights from Chris Ogden's first season at the helm of UTA in 2018-19:



KD COURTSIDE

Kevin Durant sat courtside next to the UTA bench on Nov. 16 at the College Park Center to watch the Mavericks take on Texas A&M-Corpus Christi. Durant is close friends with Ogden as the two date back to their time at Texas. Ogden, who led the Longhorns to the 2003 Final Four as a captain, was an administrative assistant on the 2007-08 Texas squad – Durant's lone collegiate season with Texas.



ODE TO BOBBY

Ogden coached his first-ever road game on Nov. 20 at Assembly Hall, and as an ode to former Indiana head coach Bobby Knight and the several connections the two have, Ogden wore a UTA-themed sweater. Ogden attended Knight's camp at IU when he was in 6th grade; his brother, Tanner, played for Knight at Texas Tech; Ogden and Knight's son, Pat, are extremely close friends.



SIRI, WHO'S AT PRACTICE?



Prior to the start of UTA's practice at Cal Berkeley on Dec. 20, Siri co-founder Adam Cheyer spoke to the team. The entrepreneur and his son, Noah, watched practice, interacted with players and staff after practice and then remained longer to shoot around and engage further with the Mavs.

HEAD COACH CHRIS OGDEN

NOTABLE FIRST-YEAR HONORS

Sun Belt Coach of the Year

Just the third UTA coach to ever win a conference Coach of the Year award, joining Bob LeGrand (1981, Southland Conference) and Scott Cross (2012, Southland Conference; 2017, Sun Belt Conference).

NABC District 24 Coach of the Year

Consists of all Sun Belt members.

Hugh Durham Award Finalist

Presented annually to the nation's top mid-major coach.

Joe B. Hall Award Finalist

Given annually to the top first-year head coach in Division-I.

A new era of UT Arlington men's basketball began on Apr. 6, 2018, with the appointment of former Big 12 and SEC assistant Chris Ogden as the eighth head coach in program history.

In his first season leading UTA in 2018-19, the Mavs went 17-16 and Ogden guided a team predicted to finish 2nd-to-last in the Sun Belt Conference Preseason Poll to a 2nd-place finish in the regular-season standings (12-6) and a berth in the Sun Belt Tournament Championship Game for the second-straight year.

That nine-spot improvement from preseason to final regular-season finish was tied for the best in the nation along with Siena, which was picked 11th in the MAAC (Metro Atlantic Athletic Conference) and finished in a four-way tie for 2nd.

During his 15 years on the basketball staffs at Texas, Tennessee and Texas Tech, Ogden helped compile a 346-173 record for a .667 winning percentage. In 10 seasons as a full-time assistant coach he went 215-130 and registered a total of 32 victories over Associated Press top 25 ranked teams. He helped lead three programs to 11 total NCAA Tournament appearances, including three regional finals.

Ogden recruited many of the Texas Tech players who would go on to finish as national runner-ups in 2018-19.

Ogden was instrumental in signing six McDonald's All-Americans over a seven-year span at Texas (Avery Bradley in 2009, Cory Joseph in 2010, Tristan Thompson in 2010, Myck Kabongo in 2011, Cameron Ridley in 2012 and Myles Turner in 2014). He had a hand in assembling five recruiting classes that ranked nationally inside ESPN's Top 10.

Ogden has coached seven players who have gone onto have their name called in the NBA Draft, six of which were selected in the first round (Thompson, No. 4 by Cleveland in 2011; Jordan Hamilton, No. 26 by Dallas in 2011; Joseph, No. 29 by San Antonio in 2011; Avery Bradley, No. 19 by Boston in 2010; Damion James, No. 24 by Atlanta in 2010; and Turner, No. 11 by Indiana in 2015).

Ogden played four seasons at forward for the Longhorns from 2000-03 and was a member of four NCAA Tournament teams. The Longhorns reached the 2003 NCAA Final Four with Ogden serving as a senior captain. He finished his Texas career with 97 team victories, more than any other player in program history at the time.

Following his collegiate playing career, Ogden joined the Texas basketball staff as a student assistant coach for the 2003-04 season while he completed his undergraduate degree. He earned his Bachelor of Science in education in 2004.

Ogden played four years of varsity basketball at Seminole High School. He was crowned the state of Texas "Mr. Basketball" following his senior season in 1998-99. That year, he averaged 17.3 points, 10.6 rebounds and 8.5 assists per game while leading SHS to a 36-4 record and a runner-up finish in the Class 3A state tournament.

2019 SUN BELT COACH OF THE YEAR



Kevin Durant @KDTrey5

Follow

Congratulations to my friend @CoachOG on becoming the next head coach for UT Arlington. He is the true definition of a players coach! Big things ahead for him and his program.

10:07 AM · 6 Apr 2018

549 Retweets 3,739 Likes

129 549 3.7K

CAREER TIMELINE

UT Arlington (2018-Present) – Head Coach
Texas Tech (2016-18) – Assistant Coach
Tennessee (2015-16) – Assistant Coach
Texas (2008-15) – Assistant Coach
Texas (2004-08) – Administrative Assistant
Texas (2003-04) – Student Assistant Coach

NCAA PLAYING CAREER

Texas (1999-03) – Team Captain, 2003 Final Four

EDUCATION

Texas (2004): Bachelor's in Education

PERSONAL

Wife: Katie
Children: Bo, Ellie & Parker

UTA HEAD COACHING HISTORY

Coach	Years	W	L	Pct.
Tom Tinker	1959-66	54	113	.323
Barry Dowd	1966-76	90	168	.349
Bob "Snake" LeGrand	1976-87	122	184	.399
Jerry Stone	1987-88	7	22	.241
Mark Nixon	1988-92	56	59	.487
Eddie McCarter	1992-06	179	211	.459
Scott Cross	2006-18	225	161	.584
Chris Ogden	2018-	20	19	.518
TOTAL		753	937	.445



ROSTER RUNDOWN

No.	Name	Pos.	Ht.	Wt.	Yr.	Hometown / High School / Previous School(s)
0	Brian Warren	G	5-9	170	Sr.	Indianapolis, Ind. / Howe / Tyler JC
1	Sam Griffin	G	6-3	175	Fr.	Miami, Fla. / Westminster Academy
2	Jordan Phillips	F	6-7	215	So.	Fort Worth, Texas / Grace Prep / Arkansas
3	Ayoub Nouhi	G/F	6-6	205	So.	Brussels, Belgium / Institute Saint-Louis Namur
4	David Azore	G	6-4	205	R-So.	Houston, Texas / Clear Brook
10	Radshad Davis	F	6-2	205	Sr.	Nassau, Bahamas / Sunrise Christian / Missouri State-West Plains
11	Hunter Lavelle	G	6-1	165	Fr.	Argyle, Texas / Argyle
13	Jabari Narcis	F	6-9	240	Sr.	Chaguanas, Trinidad and Tobago / Chaguanas North / Jacksonville College
14	Davis Steelman	G	6-3	185	Jr.	Bedford, Texas / Berkner / New Mexico Military Institute
20	Nicolas Elame	G	6-3	185	Fr.	Paris, France / Bella Vista Prep
21	Tre Jones ^	F	6-5	195	Fr.	Arlington, Texas / Kennedale
22	TiAndre Jackson-Young	F	6-4	200	Sr.	Marshall, Texas / Marshall / Tyler JC
23	Patrick Mwamba	F	6-6	196	So.	Bukavu, Congo / Keur Madior International / NBA Academy Africa
33	McKade Marquis	G	6-0	195	R-Fr.	Whitehouse, Texas / Whitehouse
43	Coleman Sparling	F	6-7	215	R-Jr.	Ellensburg, Wash. / Ellensburg / Central Washington / College of Southern Idaho
	Grayson Carter *	F	6-9	225	So.	Dallas, Texas / Denton Guyer / Georgetown

* Will sit out the 2019-20 season in accordance with NCAA transfer regulations. || ^ Expected to redshirt this season.

PRONOUNCIATION GUIDE

3: A-ube NEW-he

4: AYE-zore

10: ruh-SHAWHD

11: luh-VELLE

13: NAHR-sis

20: uh-LALM-eh

22: TEE-andre

23: WAMBA

33: MARR-quiSS

ON TRACK FOR 1,000

After posting 507 points in his first season as a Mav in 2018-19, **Brian Warren is on pace to potentially establish the all-time program record for points in a two-year UTA career.** Only two players in program history who have spent just two seasons with UTA have scored at least 1,000 points:

1) Marquez Haynes: 1,174 (2008-10)

2) Eddie Stallings: 1,007 (1967-69)

Warren Currently: 569

Warren needs to average 15.9 points over 31 regular-season games to reach 1,000 in his UTA career and join Haynes and Stallings as the only players to ever accomplish the feat in program history.

#MavUp

THE ONLY ONE

David Azore had two games of 11+ defensive rebounds last year as a redshirt freshman: 13 at Texas State and 11 at Appalachian State. **He is the first freshman in UTA history to secure multiple games of 11+ defensive rebounds.** Those totals rank tied as the 5th- and 19th-most in single-game program history, with the all-time record being 14 held by a quartet of players.

13 RBS
@ TEXAS STATE

11 RBS
@ APP STATE

O'BRIAN WARREN

Instagram Twitter @bmsforeigner

Sr. G 5-9 170 Indianapolis, IN Tyler JC Howe HS

RECORD PERFORMANCES

POINTS

Career 33 vs. ULM (2/23/19)
Season 15, 3x, Last vs. Arkansas Tech (11/24/19)
Sun Belt 33 vs. ULM (2/23/19)

REBOUNDS

Career 6, 4x, Last vs. Coastal Carolina (2/7/19)
Season 5 vs. UT Dallas (11/5/19)
Sun Belt 6 vs. Coastal Carolina (2/7/19)

ASSISTS

Career 12 vs. Arkansas Tech (11/24/19)
Season 12 vs. Arkansas Tech (11/24/19)
Sun Belt 9 vs. Appalachian State (2/9/19)

STEALS

Career 6 vs. Southwestern Christian (11/05/16)
Season 2 @ #8 Gonzaga (11/19/19)
Sun Belt 4 vs. Arkansas State (1/17/19)

FIELD GOALS MADE

Career 11, 2x, Last @ Texas State (2/2/19)
Season 7 vs. Arkansas Tech (11/24/19)
Sun Belt 11 @ Texas State (2/2/19)

FIELD GOALS ATTEMPTED

Career 20, 2x, Last vs. ULM (2/23/19)
Season 17 @ #8 Gonzaga (11/19/19)
Sun Belt 20, 2x, Last vs. ULM (2/23/19)

FREE THROWS MADE

Career 10, 2x, Last vs Kilgore (3/10/18)
Season 6 vs. Tulsa (11/9/19)
Sun Belt 8 vs. ULM (2/23/19)

FREE THROWS ATTEMPTED

Career 14 vs. Kilgore (3/10/18)
Season 6 vs. Tulsa (11/9/19)
Sun Belt 9 @ Texas State (2/2/19)

3-POINT FIELD GOALS MADE

Career 5 vs. ULM (2/23/19)
Season 1, 3x, Last @ #8 Gonzaga (11/19/19)
Sun Belt 5 vs. ULM (2/23/19)

3-POINT FIELD GOALS ATTEMPTED

Career 11 vs. Navarro (2/25/17)
Season 8 @ Nevada (11/12/19)
Sun Belt 9 vs. ULM (2/23/19)

MINUTES

Career 42 vs. ULM (2/23/19)
Season 32 @ #8 Gonzaga (11/19/19)
Sun Belt 42 vs. ULM (2/23/19)

MISCELLANEOUS

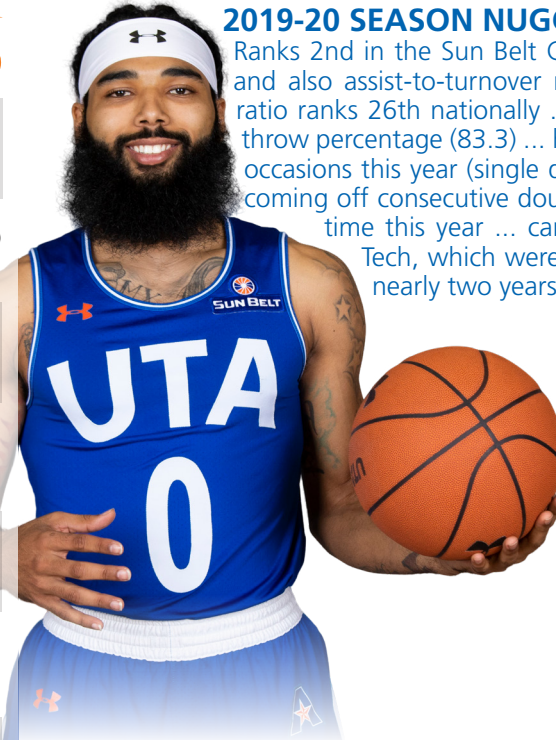
	Year	Career
Double-Figure Points	3	74
20+ Points		19
Double-Doubles	1	3
5+ Rebounds	1	11
Double-Figure Assists	1	6
Games W/ A Steal	4	77

CAREER STATS

Season	GP-GS	Min/Avg	FG-FGA	Pct	3-Ptr		F-Throws		Rebounds				PF	FO	A	TO	Blk	Stl	Pts	Avg
					FG-FGA	Pct	FT-FTA	Pct	Off	Def	Tot	Avg								
2016-17	29-29	0/0.0	97-236	.411	37-97	.381	101-123	.821	6	53	59	2.0	61	1	182	44	2	53	332	11.4
2017-18	33-33	0/0.0	173-379	.456	41-121	.339	123-174	.707	7	78	85	2.6	71	3	183	59	3	57	510	15.5
2018-19	33-32	983/29.8	176-443	.397	52-171	.304	103-128	.805	15	71	86	2.6	98	1	119	71	3	39	507	15.4
2019-20	6-6	163/27.2	22-68	.324	3-28	.107	15-18	.833	3	14	17	2.8	18	0	30	8	0	5	62	10.3
Total	101-100	1146/11.3	468-1126	.416	133-417	.319	342-443	.772	31	216	247	2.4	248	5	514	182	8	154	1411	14.0

2019-20 SEASON NUGGETS

Ranks 2nd in the Sun Belt Conference in assists per game (5.0) and also assist-to-turnover ratio (3.8) ... that assist-to-turnover ratio ranks 26th nationally ... tied for 8th in the league in free-throw percentage (83.3) ... has a season-high 15 points on three occasions this year (single digits in the other three games) ... is coming off consecutive double-figure point outings for the first time this year ... career-high 12 assists versus Arkansas Tech, which were the most assists by a UTA player in nearly two years.



PAINT TOUCHES

Multi-Sport
Played Golf & Ran Cross Country In High School

Roommate
Radshad Davis

Call Me 'Kipp'
Goes By His Middle Name

No Dirt
Thinks He & Radshad Have The Cleanest Apartment

Sneakerhead
Owns More Than 70 Pairs Of Shoes/Sneakers

Introvert
Doesn't Like Big Crowds

GAME-BY-GAME STATS

Opponent	Date	GS	MIN	Total		3-Pointers		Free throws		Rebounds				PF	A	T/O	BLK	STL	PTS	AVG
				FG-FGA	PCT	3FG-3FGA	PCT	FT-FTA	PCT	OFF	DEF	TOT	AVG							
Texas-Dallas	11/05/19	*	21:57	1-5	.200	0-3	.000	1-2	.500	1	4	5	5.0	1	7	2	0	1	3	3.0
Tulsa	11/09/19	*	28:09	4-10	.400	1-5	.200	6-6	1.000	1	2	3	4.0	4	4	1	0	1	15	9.0
at Nevada	11/12/19	*	24:06	1-12	.083	1-8	.125	2-4	.500	0	2	2	3.3	4	2	2	0	1	5	7.7
at Oregon	11/17/19	*	29:31	4-11	.364	0-3	.000	1-1	1.000	0	1	1	2.8	2	1	1	0	0	9	8.0
at Gonzaga	11/19/19	*	32:01	5-17	.294	1-7	.143	4-4	1.000	0	3	3	2.8	4	4	1	0	2	15	9.4
Arkansas Tech	11/24/19	*	27:02	7-13	.538	0-2	.000	1-1	1.000	1	2	3	2.8	3	12	1	0	0	15	10.3
Totals		6	162:46	22-68	.324	3-28	.107	15-18	.833	3	14	17	2.8	18	30	8	0	5	62	10.3



1 | SAM GRIFFIN

@samgriffin3rd

Fr. G 6-3 175 Miami, FL Westminster Academy

RECORD PERFORMANCES

POINTS

Career 13 @ Nevada (11/12/19)
Season Same As Career
Sun Belt

REBOUNDS

Career 2, 2x, Last @ #8 Gonzaga (11/19/19)
Season Same As Career
Sun Belt

ASSISTS

Career 3 vs. UT Dallas (11/5/19)
Season Same As Career
Sun Belt

STEALS

Career 1, 5x, Last vs. Arkansas Tech (11/24/19)
Season Same As Career
Sun Belt

FIELD GOALS MADE

Career 5 @ Nevada (11/12/19)
Season Same As Career
Sun Belt

FIELD GOALS ATTEMPTED

Career 11 @ Nevada (11/12/19)
Season Same As Career
Sun Belt

FREE THROWS MADE

Career
Season
Sun Belt

FREE THROWS ATTEMPTED

Career
Season
Sun Belt

3-POINT FIELD GOALS MADE

Career 4 vs. UT Dallas (11/5/19)
Season Same As Career
Sun Belt

3-POINT FIELD GOALS ATTEMPTED

Career 7, 2x, Last @ Nevada (11/12/19)
Season Same As Career
Sun Belt

MINUTES

Career 23 vs. Tulsa (11/9/19)
Season Same As Career
Sun Belt

MISCELLANEOUS

Year Career
Double-Figure Points 2 2
20+ Points
Double-Doubles
5+ Rebounds
Double-Figure Assists
Games W/ A Steal 5 5

CAREER STATS

2019-20 SEASON NUGGETS

Began his collegiate career with 12 points against UT Dallas ... scored a season/career-high 13 points on the road at Nevada ... nine of those points came on three 3-pointers in the closing 90 seconds of the 1st half ... 66 percent of his points on the year (25 of 38) have come in those two games ... has a steal in every game except one.

HIGH SCHOOL

First Team All-State selection in Class 4A as a senior ... also named First Team All-County as a senior ... averaged 23 points per game as a senior ... led his team to a third-straight state championship (four-straight title game appearance for the team overall) ... attended Miami Norland for two years before transferring to Westminster where he eclipsed 1,000 points in just two seasons.



PAINT TOUCHES

A-Typical Major
Nursing Major Due To The
Guaranteed Job Placement

About Tre Jones
Outgoing

Campus Description
Extremely Active

Roommate
Tre Jones

Put A Smile On
Enjoys Making People
Happy/Smile



Come Talk To Me
Extremely Approachable;
Loves Conversing

GAME-BY-GAME STATS

Opponent	Date	GS	MIN	Total		3-Pointers		Free throws		Rebounds				PF	A	T/O	BLK	STL	PTS	AVG
				FG-FGA	PCT	3FG-3FGA	PCT	FT-FTA	PCT	OFF	DEF	TOT	AVG							
Texas-Dallas	11/05/19		14:24	4-7	.571	4-7	.571	0-0	.000	0	1	1	1.0	1	3	0	0	1	12	12.0
Tulsa	11/09/19		23:02	2-7	.286	0-4	.000	0-0	.000	0	2	2	1.5	2	2	1	0	1	4	8.0
at Nevada	11/12/19		20:17	5-11	.455	3-7	.429	0-0	.000	0	0	0	1.0	0	2	1	0	1	13	9.7
at Oregon	11/17/19		19:15	0-5	.000	0-4	.000	0-0	.000	0	0	0	0.8	0	1	1	0	1	0	7.3
at Gonzaga	11/19/19		14:47	2-5	.400	1-3	.333	0-0	.000	0	2	2	1.0	1	0	0	0	0	5	6.8
Arkansas Tech	11/24/19		19:14	2-10	.200	0-3	.000	0-0	.000	0	0	0	0.8	2	2	0	0	1	4	6.3
Totals		0	110:58	15-45	.333	8-28	.286	0-0	.000	0	5	5	0.8	6	10	3	0	5	38	6.3

Season	GP-GS	Min/Avg	Total		3-Ptr		F-Throws		Rebounds				PF	FO	A	TO	Blk	Stl	Pts	Avg
			FG-FGA	Pct	FG-FGA	Pct	FT-FTA	Pct	Off	Def	Tot	Avg								
2019-20	6-0	114/19.0	15-45	.333	8-28	.286	0-0	.000	0	5	5	0.8	6	0	10	3	0	5	38	6.3
Total	6-0	114/19.0	15-45	.333	8-28	.286	0-0	.000	0	5	5	0.8	6	0	10	3	0	5	38	6.3

2 | JORDAN PHILLIPS

 @J25Phillips
 @jord2nphillips

So. | F | 6-7 | 215 | Fort Worth, TX | Arkansas | Grace Prep

RECORD PERFORMANCES

POINTS

Career 17 vs. UT Dallas (11/5/19)
 Season 17 vs. UT Dallas (11/5/19)
 Sun Belt

REBOUNDS

Career 5, 3x, Last @ #8 Gonzaga (11/19/19)
 Season 5, 3x, Last @ #8 Gonzaga (11/19/19)
 Sun Belt

ASSISTS

Career 2 vs. Tulsa (11/9/19)
 Season 2 vs. Tulsa (11/9/19)
 Sun Belt

STEALS

Career 1, 4x, Last vs. Arkansas Tech (11/24/19)
 Season 1, 3x, Last vs. Arkansas Tech (11/24/19)
 Sun Belt

FIELD GOALS MADE

Career 5 vs. UT Dallas (11/5/19)
 Season 5 vs. UT Dallas (11/5/19)
 Sun Belt

FIELD GOALS ATTEMPTED

Career 12 @ #14 Oregon (11/17/19)
 Season 12 @ #14 Oregon (11/17/19)
 Sun Belt

FREE THROWS MADE

Career 6 vs. UT Dallas (11/5/19)
 Season 6 vs. UT Dallas (11/5/19)
 Sun Belt

FREE THROWS ATTEMPTED

Career 9 vs. UT Dallas (11/5/19)
 Season 9 vs. UT Dallas (11/5/19)
 Sun Belt

3-POINT FIELD GOALS MADE

Career 3 @ #14 Oregon (11/17/19)
 Season 3 @ #14 Oregon (11/17/19)
 Sun Belt

3-POINT FIELD GOALS ATTEMPTED

Career 5 @ #14 Oregon (11/17/19)
 Season 5 @ #14 Oregon (11/17/19)
 Sun Belt

MINUTES

Career 22 @ #14 Oregon (11/17/19)
 Season 22 @ #14 Oregon (11/17/19)
 Sun Belt

MISCELLANEOUS

	Year	Career
Double-Figure Points	2	2
20+ Points		
Double-Doubles		
5+ Rebounds	3	3
Double-Figure Assists		
Games W/ A Steal	3	4

CAREER STATS

Season	GP-GS	Min/Avg	Total		3-Ptr		F-Throws		Rebounds				PF	FO	A	TO	Blk	Stl	Pts	Avg
			FG-FGA	Pct	FG-FGA	Pct	FT-FTA	Pct	Off	Def	Tot	Avg								
2018-19	7-0	38/5.4	3-20	.150	0-6	.000	4-4	1.000	1	4	5	0.7	6	0	1	2	0	1	10	1.4
2019-20	6-3	114/19.0	16-40	.400	5-14	.357	11-17	.647	7	15	22	3.7	5	0	4	7	0	3	48	8.0
Total	13-3	152/11.7	19-60	.317	5-20	.250	15-21	.714	8	19	27	2.1	11	0	5	9	0	4	58	4.5

2019-20 SEASON NUGGETS

Started the first three games of the year but has come off the bench in each of the last three ... in his first game with UTA he scored a season- and career-high 17 points against UT Dallas ... added 14 points at #14 Oregon ... 65 percent (31 of 48) of his points so far this year have come in those two games.

PRIOR TO UTA

Transferred from Arkansas to UTA prior to the spring 2019 semester in January and became eligible immediately following a waiver approval ... played in seven games at Arkansas, totaling 10 points and was a perfect 4-4 from the free-throw line in limited minutes ... ranked as the 11th-best prospect in Texas coming out of high school, the 37th-best shooting guard in the country and just outside the top-100 national rankings.

PAINT TOUCHES

Transfer

UTA Staff & Players Extremely Welcoming; Strong Academic Focus At UTA More So Than Arkansas, Which Played A Role

Roommate

Grayson Carter

About Grayson

Have Known Each Other Since 8th Grade

Don't Touch ...

His Bellybutton; Hates It & Has A Phobia

Tore Right Meniscus

Summer Of 2018

GAME-BY-GAME STATS

Opponent	Date	GS	MIN	Total		3-Pointers		Free throws		Rebounds				PF	A	T/O	BLK	STL	PTS	AVG
				FG-FGA	PCT	3FG-3FGA	PCT	FT-FTA	PCT	OFF	DEF	TOT	AVG							
Texas-Dallas	11/05/19	*	21:11	5-8	.625	1-3	.333	6-9	.667	3	2	5	5.0	1	0	1	0	1	17	17.0
Tulsa	11/09/19	*	19:19	1-3	.333	1-2	.500	0-0	.000	0	1	1	3.0	3	2	2	0	0	3	10.0
at Nevada	11/12/19	*	14:40	0-2	.000	0-1	.000	1-2	.500	1	1	2	2.7	0	0	2	0	0	1	7.0
at Oregon	11/17/19		21:55	4-12	.333	3-5	.600	3-4	.750	1	4	5	3.3	0	0	0	0	0	14	8.8
at Gonzaga	11/19/19		19:52	2-5	.400	0-0	.000	1-2	.500	1	4	5	3.6	1	1	1	0	1	5	8.0
Arkansas Tech	11/24/19		20:02	4-10	.400	0-3	.000	0-0	.000	1	3	4	3.7	0	1	1	0	1	8	8.0
Totals			3 116:59	16-40	.400	5-14	.357	11-17	.647	7	15	22	3.7	5	4	7	0	3	48	8.0

3 | AYOUB NOUHI

A-ube NEW-he

@ayoubnouhi3

So. G/F 6-6 205 Brussels, Belgium Institute Saint-Louis Namur

RECORD PERFORMANCES

POINTS

Career 9, 3x, Last vs. ULM (2/23/19)
Season 8 vs. Tulsa (11/9/19)
Sun Belt 9, 3x, Last vs. ULM (2/23/19)

REBOUNDS

Career 5 vs. Little Rock (1/19/19)
Season 3, 2x, Last @ #14 Oregon (11/17/19)
Sun Belt 5 vs. Little Rock (1/19/19)

ASSISTS

Career 3 vs. UT Dallas (11/5/19)
Season 3 vs. UT Dallas (11/5/19)
Sun Belt 2, 3x, Last vs. ULM (2/23/19)

STEALS

Career 3 vs. Arkansas State (1/17/19)
Season 1, 2x, Last @ #8 Gonzaga (11/19/19)
Sun Belt 3 vs. Arkansas State (1/17/19)

FIELD GOALS MADE

Career 4 vs. Coastal Carolina (2/7/19)
Season 3, 2x, Last vs. Arkansas Tech (11/24/19)
Sun Belt 4 vs. Coastal Carolina (2/7/19)

FIELD GOALS ATTEMPTED

Career 6, 5x, Last vs. Arkansas Tech (11/24/19)
Season 6, 3x, Last vs. Arkansas Tech (11/24/19)
Sun Belt 6, 2x, Last vs. ULM (2/23/19)

FREE THROWS MADE

Career 2, 2x, Last @ #8 Gonzaga (11/19/19)
Season 2, 2x, Last @ #8 Gonzaga (11/19/19)
Sun Belt 1, 3x, Last vs. ULM (2/23/19)

FREE THROWS ATTEMPTED

Career 4 @ Nevada (11/12/19)
Season 4 @ Nevada (11/12/19)
Sun Belt 2, 4x, Last vs. ULM (2/23/19)

3-POINT FIELD GOALS MADE

Career 2, 4x, Last vs. Tulsa (11/9/19)
Season 2 vs. Tulsa (11/9/19)
Sun Belt 2, 3x, Last vs. ULM (2/23/19)

3-POINT FIELD GOALS ATTEMPTED

Career 5 vs. Tulsa (11/9/19)
Season 5 vs. Tulsa (11/9/19)
Sun Belt 4 vs. Little Rock (1/19/19)

MINUTES

Career 21, 2x, Last vs. ULM (2/23/19)
Season 20, 2x, Last vs. Tulsa (11/9/19)
Sun Belt 21, 2x, Last vs. ULM (2/23/19)

MISCELLANEOUS

	Year	Career
Double-Figure Points		
20+ Points		
Double-Doubles		
5+ Rebounds		1
Double-Figure Assists		
Games W/ A Steal	2	9

CAREER STATS

2019-20 SEASON NUGGETS

Started the first three games of the year before coming off the bench each of the last three ... has scored in every game so far this year ... recorded a season-high eight points against Tulsa, one shy of matching his career high.



PAINT TOUCHES

Quadrilingual
Can Speak French, English, Arabic & Dutch

Americans Are...
More Friendly Than He Expected Them To Be

Color Blind
Can't See Red, Blue, Green Or Brown

Roommate
Jabari Narcis

Jabari Is Always...
Making Food At 3 AM




Favorite Fast Food
Chick-fil-A

GAME-BY-GAME STATS

Opponent	Date	GS	MIN	Total		3-Pointers		Free throws		Rebounds				PF				PTS	
				FG-FGA	PCT	3FG-3FGA	PCT	FT-FTA	PCT	OFF	DEF	TOT	AVG	A	T/O	BLK	STL	PTS	AVG
Texas-Dallas	11/05/19	*	19:39	1-6	.167	0-2	.000	0-0	.000	1	2	3	3.0	2	3	1	0	2	2.0
Tulsa	11/09/19	*	20:13	3-6	.500	2-5	.400	0-0	.000	1	1	2	2.5	2	0	0	0	8	5.0
at Nevada	11/12/19	*	19:16	1-3	.333	1-3	.333	2-4	.500	0	0	0	1.7	3	1	0	1	5	5.0
at Oregon	11/17/19		13:49	1-3	.333	0-1	.000	0-0	.000	1	2	3	2.0	0	0	0	0	2	4.3
at Gonzaga	11/19/19		18:09	1-3	.333	1-1	1.000	2-2	1.000	0	1	1	1.8	0	0	0	1	5	4.4
Arkansas Tech	11/24/19		17:52	3-6	.500	1-1	1.000	0-0	.000	0	2	2	1.8	1	1	3	0	7	4.8
Totals		3	108:58	10-27	.370	5-13	.385	4-6	.667	3	8	11	1.8	8	5	4	0	29	4.8

Season	GP-GS	Min/Avg	Total		3-Ptr		F-Throws		Rebounds				PF	FO	A	TO	Blk	Stl	Pts	Avg
			FG-FGA	Pct	FG-FGA	Pct	FT-FTA	Pct	Off	Def	Tot	Avg								
2018-19	31-18	369/11.9	32-68	.471	9-26	.346	5-15	.333	13	24	37	1.2	34	0	10	18	2	11	78	2.5
2019-20	6-3	108/18.0	10-27	.370	5-13	.385	4-6	.667	3	8	11	1.8	8	0	5	4	0	2	29	4.8
Total	37-21	477/12.9	42-95	.442	14-39	.359	9-21	.429	16	32	48	1.3	42	0	15	22	2	13	107	2.9

4 DAVID AZORE

 AYE-zore
 @dazore6
 @david22hh

R-So. | **G** | **6-4** | **205** | **Houston, TX** | **Clear Brook HS**

RECORD PERFORMANCES

POINTS

Career 16, 4x, Last vs. Arkansas Tech (11/24/19)
Season 16 vs. Arkansas Tech (11/24/19)
Sun Belt 16, 2x, Last @ Arkansas State (2/16/19)

REBOUNDS

Career 13 @ Texas State (2/2/19)
Season 6, 2x, Last @ #14 Oregon (11/17/19)
Sun Belt 13 @ Texas State (2/2/19)

ASSISTS

Career 6, 2x, Last vs. Tulsa (11/9/19)
Season 6 vs. Tulsa (11/9/19)
Sun Belt 4, 2x, Last @ South Alabama (2/28/19)

STEALS

Career 2, 6x, Last @ Nevada (11/12/19)
Season 2, 2x, Last @ Nevada (11/12/19)
Sun Belt 2 vs. Louisiana (2/21/19)

FIELD GOALS MADE

Career 5, 2x, Last vs. Georgia State (1/3/19)
Season 4, 3x, Last vs. Arkansas Tech (11/24/19)
Sun Belt 5 vs. Georgia State (1/3/19)

FIELD GOALS ATTEMPTED

Career 15 @ North Texas (12/8/18)
Season 11 vs. Tulsa (11/9/19)
Sun Belt 12, 2x, Last vs. ULM (2/23/19)

FREE THROWS MADE

Career 9 @ Appalachian St. (1/10/19)
Season 7, 2x, Last vs. Arkansas Tech (11/24/19)
Sun Belt 9 @ Appalachian St. (1/10/19)

FREE THROWS ATTEMPTED

Career 10 @ Appalachian St. (1/10/19)
Season 8, 2x, Last vs. Arkansas Tech (11/24/19)
Sun Belt 10 @ Appalachian St. (1/10/19)

3-POINT FIELD GOALS MADE

Career 2, 3x, Last @ #8 Gonzaga (11/19/19)
Season 2, 2x, Last @ #8 Gonzaga (11/19/19)
Sun Belt 2 @ Arkansas State (2/16/19)

3-POINT FIELD GOALS ATTEMPTED

Career 5, 2x, Last @ Arkansas State (2/16/19)
Season 4 vs. Tulsa (11/9/19)
Sun Belt 5 @ Arkansas State (2/16/19)

MINUTES

Career 38 vs. ULM (2/23/19)
Season 30 vs. Arkansas Tech (11/24/19)
Sun Belt 38 vs. ULM (2/23/19)

MISCELLANEOUS

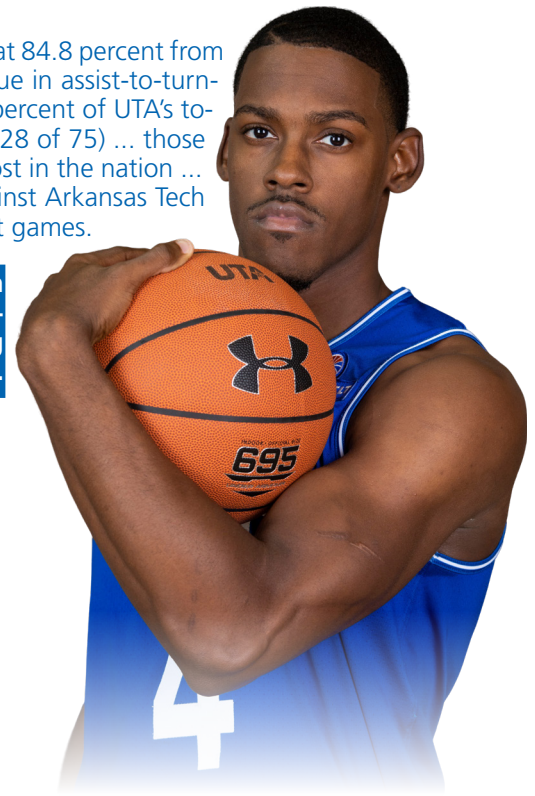
	Year	Career
Double-Figure Points	5	17
20+ Points		
Double-Doubles		2
5+ Rebounds	2	16
Double-Figure Assists		
Games W/ A Steal	4	19

CAREER STATS

2019-20 SEASON NUGGETS

Ranks 6th in the Sun Belt Conference at 84.8 percent from the free-throw line ... 9th in the league in assist-to-turn-over ratio (1.6) ... responsible for 37 percent of UTA's total free throws made so far this year (28 of 75) ... those 28 free throws made are the 45th-most in the nation ... tied a career high with 16 points against Arkansas Tech ... double-figure points in five-straight games.

Torn his ACL in UTA's preseason charity scrimmage win over Oklahoma in October of 2017, forcing him to redshirt the 2017-18 season.



PAINT TOUCHES

Sports Allegiances

NBA: Rockets
 NFL: Texans

Roommate

Patrick Mwamba

Twinning

Has A Twin Sister, Joilyn,
 Who Plays Volleyball At
 Southern University; Every-
 one Says They Look Alike,
 But He Doesn't Agree

The Self-Proclaimed...

Best NBA 2K 2020 Video
 Game Player On The Team

Wants To Improve

Assist-TO Ratio & Finishing

GAME-BY-GAME STATS

Opponent	Date	GS	MIN	Total		3-Pointers		Free throws		Rebounds				PF	A	T/O	BLK	STL	PTS	AVG
				FG-FGA	PCT	3FG-3FGA	PCT	FT-FTA	PCT	OFF	DEF	TOT	AVG							
Texas-Dallas	11/05/19	*	23:52	3-5	.600	1-1	1.000	0-0	.000	0	4	4	4.0	0	2	0	0	1	7	7.0
Tulsa	11/09/19	*	27:41	4-11	.364	0-4	.000	4-4	1.000	1	5	6	5.0	2	6	3	0	2	12	9.5
at Nevada	11/12/19	*	26:26	2-4	.500	1-2	.500	7-8	.875	0	3	3	4.3	2	4	3	0	2	12	10.3
at Oregon	11/17/19	*	25:55	2-8	.250	2-3	.667	5-6	.833	3	3	6	4.8	2	2	0	0	1	11	10.5
at Gonzaga	11/19/19	*	27:44	4-6	.667	2-3	.667	5-7	.714	0	4	4	4.6	3	2	1	0	0	15	11.4
Arkansas Tech	11/24/19	*	30:28	4-5	.800	1-1	1.000	7-8	.875	0	4	4	4.5	3	3	5	0	0	16	12.2
Totals		6	162:06	19-39	.487	7-14	.500	28-33	.848	4	23	27	4.5	12	19	12	0	6	73	12.2

Season	GP-GS	Min/Avg	Total		3-Ptr		F-Throws		Rebounds				PF	FO	A	TO	Blk	Stl	Pts	Avg
			FG-FGA	Pct	FG-FGA	Pct	FT-FTA	Pct	Off	Def	Tot	Avg								
2018-19	32-17	743/23.2	75-233	.322	9-47	.191	110-135	.815	21	113	134	4.2	60	1	51	83	2	19	269	8.4
2019-20	6-6	163/27.2	19-39	.487	7-14	.500	28-33	.848	4	23	27	4.5	12	0	19	12	0	6	73	12.2
Total	38-23	906/23.8	94-272	.346	16-61	.262	138-168	.821	25	136	161	4.2	72	1	70	95	2	25	342	9.0

10 RADSHAD DAVIS

ruh-SHAHD
@davis_boy242
@shad242

Sr. G 6-2 205 Nassau, Bahamas Missouri State-West Plains JC Sunrise Christian HS

RECORD PERFORMANCES

POINTS

Career 33 vs. Three Rivers (1/20/18)
Season 14 @ Nevada (11/12/19)
Sun Belt 17 vs. Louisiana (2/21/19)

REBOUNDS

Career 13, 2x, Last @ Arkansas Baptist (1/17/18)
Season 10 @ Nevada (11/12/19)
Sun Belt 9 @ Georgia State (1/26/19)

ASSISTS

Career 7 vs. Northwest Mississippi (11/28/17)
Season 2, 2x, Last vs. Arkansas Tech (11/24/19)
Sun Belt 5 vs. Louisiana (2/21/19)

STEALS

Career 4, 2x, Last @ Neosho County (11/08/16)
Season
Sun Belt 2, 5x, Last vs. ULM (2/23/19)

FIELD GOALS MADE

Career 13 vs. Three Rivers (1/20/18)
Season 5, 2x, Last @ Nevada (11/12/19)
Sun Belt 7 vs. Louisiana (2/21/19)

FIELD GOALS ATTEMPTED

Career 21 vs. Three Rivers (1/20/18)
Season 12 @ Nevada (11/12/19)
Sun Belt 10, 2x, Last vs. Louisiana (2/21/19)

FREE THROWS MADE

Career 12 @ Southwest Tennessee (12/15/17)
Season 4 @ Nevada (11/12/19)
Sun Belt 7 vs. Little Rock (1/19/19)

FREE THROWS ATTEMPTED

Career 12, 2x, Last @ Southwest Tennessee (12/15/17)
Season 6 @ Nevada (11/12/19)
Sun Belt 8 vs. Little Rock (1/19/19)

3-POINT FIELD GOALS MADE

Career 4 @ Highland (3/10/18)
Season 2 vs. UT Dallas (11/5/19)
Sun Belt 2, 3x, Last @ Texas State (2/2/19)

3-POINT FIELD GOALS ATTEMPTED

Career 6 vs. A&M-Corpus Christi (11/16/18)
Season 3, 2x, Last @ #14 Oregon (11/17/19)
Sun Belt 5 @ Coastal Carolina (1/12/19)

MINUTES

Career 37 vs. Indian Hills (1/10/18)
Season 22 vs. Tulsa (11/9/19)
Sun Belt 33 vs. ULM (2/23/19)

MISCELLANEOUS

	Year	Career
Double-Figure Points	2	45
20+ Points		10
Double-Doubles	1	10
5+ Rebounds	3	44
Double-Figure Assists		
Games W/A Steal		45

CAREER STATS

Season	GP-GS	Min/Avg	FG-FGA	Pct	3-Ptr		F-Throws		Rebounds				PF	FO	A	TO	Blk	Stl	Pts	Avg
					FG-FGA	Pct	FT-FTA	Pct	Off	Def	Tot	Avg								
2016-17	5-5	0/0.0	23-36	.639	0-0	.000	17-24	.708	11	15	26	5.2	11	1	4	6	0	5	63	12.6
2017-18	31-30	0/0.0	187-325	.575	17-55	.309	123-152	.809	67	137	204	6.6	23	0	107	79	4	40	517	16.7
2018-19	33-10	764/23.2	95-186	.511	20-62	.323	53-68	.779	49	132	181	5.5	80	0	44	56	9	22	263	8.0
2019-20	6-0	92/15.3	17-37	.459	3-10	.300	4-6	.667	12	16	28	4.7	11	1	8	8	0	0	41	6.8
Total	75-45	856/11.4	322-584	.551	40-127	.315	197-250	.788	139	300	439	5.9	125	2	163	149	13	67	884	11.8

2019-20 SEASON NUGGETS

Has come off the bench in all six games so far this year ... has reached double-figure points on two occasions ... season- and UTA team-high 14 points at Nevada ... added 10 rebounds for his first double-double of the season ... leads UTA in offensive rebounds with 12.



PAINT TOUCHES

One Of...
Seven (Including Him)
Brothers & Sisters

Roommate
Brian 'Kipp' Warren

Cruisin'
Took A Summer Cruise To
Cozumel & Cayman Islands

Hurricane Dorian Had...
Little Impact On His Home

He's Always...
Happy, Smiling & Laid Back

The Outlier
Only Guy On The Team Who
Doesn't Play Video Games

GAME-BY-GAME STATS

Opponent	Date	GS	MIN	Total		3-Pointers		Free throws		Rebounds				PF	A	T/O	BLK	STL	PTS	AVG
				FG-FGA	PCT	3FG-3FGA	PCT	FT-FTA	PCT	OFF	DEF	TOT	AVG							
Texas-Dallas	11/05/19		08:45	3-3	1.000	2-2	1.000	0-0	.000	1	4	5	5.0	1	1	2	0	0	8	8.0
Tulsa	11/09/19		21:30	5-8	.625	1-3	.333	0-0	.000	1	4	5	5.0	1	1	0	0	0	11	9.5
at Nevada	11/12/19		18:34	5-12	.417	0-1	.000	4-6	.667	6	4	10	6.7	5	1	3	0	0	14	11.0
at Oregon	11/17/19		13:25	1-6	.167	0-3	.000	0-0	.000	3	0	3	5.8	1	1	1	0	0	2	8.8
at Gonzaga	11/19/19		15:09	0-4	.000	0-1	.000	0-0	.000	0	2	2	5.0	3	2	1	0	0	0	7.0
Arkansas Tech	11/24/19		14:20	3-4	.750	0-0	.000	0-0	.000	1	2	3	4.7	0	2	1	0	0	6	6.8
Totals		0	91:43	17-37	.459	3-10	.300	4-6	.667	12	16	28	4.7	11	8	8	0	0	41	6.8

13 JABARI NARCIS

 NAHR-sis
 @justfly52
 @jabari_narcis

Sr. | F | 6-9 | 240 | Chaguanas, Trinidad | Jacksonville College | Chaguanas North HS

RECORD PERFORMANCES

POINTS

Career 23 vs. Arkansas Tech (11/24/19)
Season 23 vs. Arkansas Tech (11/24/19)
Sun Belt 11 @ South Alabama (2/28/19)

REBOUNDS

Career 18, 2x, Last vs. Panola (1/11/18)
Season 11 vs. Arkansas Tech (11/24/19)
Sun Belt 11 @ Little Rock (2/14/19)

OFFENSIVE REBOUNDS

Career 5, 3x, Last vs. Blinn (2/3/18)
Season 4 vs. Tulsa (11/9/19)
Sun Belt 3, 2x, Last @ Troy (3/2/19)

DEFENSIVE REBOUNDS

Career 14, 3x, Last @ Paris (1/13/18)
Season 10 vs. Arkansas Tech (11/24/19)
Sun Belt 8 @ Little Rock (2/14/19)

BLOCKS

Career 4, 3x, Last @ South Alabama (2/28/19)
Season 3, 2x, Last @ #8 Gonzaga (11/19/19)
Sun Belt 4 @ South Alabama (2/28/19)

FIELD GOALS MADE

Career 8, 2x, Last vs. Arkansas Tech (11/24/19)
Season 8t vs. Arkansas Tech (11/24/19)
Sun Belt 4 @ South Alabama (2/28/19)

FIELD GOALS ATTEMPTED

Career 12, 4x, Last vs. Arkansas Tech (11/24/19)
Season 12 vs. Arkansas Tech (11/24/19)
Sun Belt 6, 3x, Last vs. Louisiana (2/21/19)

3-POINTERS MADE

Career 5, 2x, Last vs. Arkansas Tech (11/24/19)
Season 5, 2x, Last vs. Arkansas Tech (11/24/19)
Sun Belt 3 @ South Alabama (2/28/19)

FREE THROWS MADE

Career 6, 2x, Last @ San Jacinto-Central (2/07/18)
Season 4 vs. Tulsa (11/9/19)
Sun Belt 2, 2x, Last @ Arkansas State (2/16/19)

FREE THROWS ATTEMPTED

Career 9 @ Navarro (1/8/18)
Season 5 vs. Tulsa (11/9/19)
Sun Belt 3, 2x, Last vs. Texas State (3/9/19)

MINUTES

Career 37 vs. Panola (1/11/18)
Season 29 @ #8 Gonzaga (11/19/19)
Sun Belt 25 vs. Louisiana (2/21/19)

MISCELLANEOUS

	Year	Career
Double-Figure Points	4	20
20+ Points	1	2
Double-Doubles	2	11
Double-Figure Rebounds	1	20
3+ Offensive Rebounds	1	25
3+ Blocks	2	15

CAREER STATS

Season	GP-GS	Min/Avg	FG-FGA	Pct	3-Ptr		F-Throws		Rebounds				PF	FO	A	TO	Blk	Stl	Pts	Avg
					FG-FGA	Pct	FT-FTA	Pct	Off	Def	Tot	Avg								
2016-17	25-11	0/0.0	67-149	.450	12-53	.226	22-47	.468	50	134	184	7.4	53	0	8	25	35	7	168	6.7
2017-18	29-17	0/0.0	82-147	.558	7-20	.350	50-81	.617	63	179	242	8.3	41	1	15	33	39	8	221	7.6
2018-19	32-8	421/13.2	39-87	.448	11-40	.275	10-18	.556	31	68	99	3.1	47	0	8	20	34	6	99	3.1
2019-20	6-6	133/22.2	23-44	.523	17-33	.515	9-14	.643	9	40	49	8.2	7	0	3	4	9	0	72	12.0
Total	92-42	554/6.0	211-427	.494	47-146	.322	91-160	.569	153	421	574	6.2	148	1	34	82	117	21	560	6.1

2019-20 SEASON NUGGETS

Ranks 2nd in the Sun Belt Conference at 51.5 percent (17-33) from 3-point range; that percentage also ranks 24th in the nation ... T-2nd in the league with 8.2 rebounds per game ... T-5th in the conference with 1.5 blocks per outing ... has at least one block in every game but one ... registered a career-high and UTA season-high 23 points against Arkansas Tech ... has led UTA in scoring three times already ... has made three or more 3-pointers in a game four times this year ... 17 3-pointers made are already a single-season career high for him ... posted back-to-back games of five 3-pointers at Gonzaga and versus Arkansas Tech.

By going a perfect 5-5 from 3-point range at Gonzaga, he tied for the best 3-point percentage performance in program history. Of players who have made at least five 3-pointers in a game, Narcis is now just the third player to go 5-5 or better, joining Scott Cross (5-5 vs. UTSA on Feb. 14, 1998) and Kevin Butler (7-7 at Idaho on Feb. 14, 2013).

PAINT TOUCHES

Ping Pong King
 Loves Playing Ping Pong;
 Him & Elame Unbeatable

Roommate
 Ayoub Nouhi

Surprising Fact
 He's An Extremely Good
 Swimmer

Ayoub Is A...
 Gym Rat; Always Working

Thinks He Has...
 The Cleanest Apartment
 On The Team With Ayoub

Misses The Most...
 Food From Back Home

GAME-BY-GAME STATS

Opponent	Date	GS	MIN	Total		3-Pointers		Free throws		Rebounds				PF	A	T/O	BLK	STL	PTS	AVG
				FG-FGA	PCT	3FG-3FGA	PCT	FT-FTA	PCT	OFF	DEF	TOT	AVG							
Texas-Dallas	11/05/19	*	15:03	3-6	.500	0-3	.000	0-1	.000	1	4	5	5.0	0	0	1	1	0	6	6.0
Tulsa	11/09/19	*	22:15	4-9	.444	4-7	.571	4-5	.800	4	6	10	7.5	2	0	1	3	0	16	11.0
at Nevada	11/12/19	*	18:34	3-8	.375	3-7	.429	2-2	1.000	2	7	9	8.0	0	0	1	1	0	11	11.0
at Oregon	11/17/19	*	23:53	0-4	.000	0-3	.000	0-1	.000	1	8	9	8.3	1	1	0	1	0	0	8.3
at Gonzaga	11/19/19	*	28:50	5-5	1.000	5-5	1.000	1-2	.500	0	5	5	7.6	3	1	1	3	0	16	9.8
Arkansas Tech	11/24/19	*	24:21	8-12	.667	5-8	.625	2-3	.667	1	10	11	8.2	1	1	0	0	0	23	12.0
Totals			6	132:56	.523	17-33	.515	9-14	.643	9	40	49	8.2	7	3	4	9	0	72	12.0

20 | NICOLAS ELAME

uh-LALM-eh
@nicolaselame
@nicolaselame

Fr. G 6-3 185 Paris, France Bella Vista Prep (Ariz.)

RECORD PERFORMANCES

POINTS

Career 2 @ Nevada (11/12/19)
Season Same As Career
Sun Belt

REBOUNDS

Career 1, 3x, Last @ #8 Gonzaga (11/19/19)
Season Same As Career
Sun Belt

ASSISTS

Career 3 vs. UT Dallas (11/5/19)
Season Same As Career
Sun Belt

STEALS

Career 1 vs. UT Dallas (11/5/19)
Season Same As Career
Sun Belt

FIELD GOALS MADE

Career 1 @ Nevada (11/12/19)
Season Same As Career
Sun Belt

FIELD GOALS ATTEMPTED

Career 3 vs. UT Dallas (11/5/19)
Season Same As Career
Sun Belt

FREE THROWS MADE

Career
Season
Sun Belt

FREE THROWS ATTEMPTED

Career 2 @ #14 Oregon (11/17/19)
Season Same As Career
Sun Belt

3-POINT FIELD GOALS MADE

Career
Season
Sun Belt

3-POINT FIELD GOALS ATTEMPTED

Career 1 @ #8 Gonzaga (11/19/19)
Season Same As Career
Sun Belt

MINUTES

Career 14 @ #14 Oregon (11/17/19)
Season Same As Career
Sun Belt

2019-20 SEASON NUGGETS

After coming off the bench his first three games, made consecutive starts at #14 Oregon and #8 Gonzaga.

Suffered an ankle injury in practice last week and missed the game against Arkansas Tech on Sunday. Questionable for Furman & Elon.

HOW HE GOT TO UTA

Born in Paris ... moved to Cameroon shortly after his birth until he was 14 years old; moved back to Paris for two years before coming to America when he was 16 ... lived with his cousin in Orlando upon moving to the U.S. and attended Downey Christian School ... moved to Houston to live with his aunt shortly after, and played his AAU ball with the Houston Defenders ... transferred to Bella Vista Prep in Arizona for his junior and season years to focus on basketball and academics.



PAINT TOUCHES

Bilingual

Is Fluent In French & English (Also Basic Spanish)

French-Speaking Trio

He, Ayoub Nouhi & Patrick Mwamba All Speak French

Plays A Lot Of...

Video Games

Roommate

Coleman Sparling

He's An...

Only Child

National Experience

Has Played For The French National Team

MISCELLANEOUS

Year Career
Double-Figure Points
20+ Points
Double-Doubles
5+ Rebounds
Double-Figure Assists
Games W/ A Steal 1 1

CAREER STATS

GAME-BY-GAME STATS

Opponent	Date	GS	MIN	Total		3-Pointers		Free throws		Rebounds				PF	A	T/O	BLK	STL	PTS	AVG
				FG-FGA	PCT	3FG-3FGA	PCT	FT-FTA	PCT	OFF	DEF	TOT	AVG							
Texas-Dallas	11/05/19		12:12	0-3	.000	0-0	.000	0-0	.000	0	0	0	0.0	0	3	1	1	1	0	0.0
Tulsa	11/09/19		01:26	0-0	.000	0-0	.000	0-0	.000	0	0	0	0.0	0	0	0	0	0	0	0.0
at Nevada	11/12/19		10:55	1-1	1.000	0-0	.000	0-1	.000	0	1	1	0.3	3	1	0	0	0	2	0.7
at Oregon	11/17/19	*	13:40	0-1	.000	0-0	.000	0-2	.000	1	0	1	0.5	1	0	1	0	0	0	0.5
at Gonzaga	11/19/19	*	10:47	0-1	.000	0-1	.000	0-0	.000	0	1	1	0.6	0	2	1	0	0	0	0.4
Totals		2	49:00	1-6	.167	0-1	.000	0-3	.000	1	2	3	0.6	4	6	3	1	1	2	0.4

Season	GP-GS	Min/Avg	Total		3-Ptr		F-Throws		Rebounds				PF	FO	A	TO	Blk	Stl	Pts	Avg
			FG-FGA	Pct	FG-FGA	Pct	FT-FTA	Pct	Off	Def	Tot	Avg								
2019-20	5-2	49/9.8	1-6	.167	0-1	.000	0-3	.000	1	2	3	0.6	4	0	6	3	1	1	2	0.4
Total	5-2	49/9.8	1-6	.167	0-1	.000	0-3	.000	1	2	3	0.6	4	0	6	3	1	1	2	0.4

22 | TIANDRE JACKSON-YOUNG

TEE-andre
@themisfitdre

Sr. | F | 6-4 | 200 | Marshall, TX | Tyler JC | Marshall HS

RECORD PERFORMANCES

POINTS

Career 28 @ San Jacinto-Central (1/10/18)
Season 19 vs. UT Dallas (11/5/19)
Sun Belt 16 @ Coastal Carolina (1/12/19)

REBOUNDS

Career 11 vs. UC Davis (11/18/18)
Season 6 vs. Arkansas Tech (11/24/19)
Sun Belt 7 @ Georgia State (1/26/19)

ASSISTS

Career 4 vs. Houston CC (12/31/17)
Season 2 vs. UT Dallas (11/5/19)
Sun Belt 3, 2x, Last vs. Little Rock (1/19/19)

STEALS

Career 3 vs. Lamar State-Port Arthur (3/8/18)
Season 1, 3x, Last vs. Arkansas Tech (11/24/19)
Sun Belt 1, 8x, Last vs. ULM (2/23/19)

FIELD GOALS MADE

Career 11 @ San Jacinto-Central (1/10/18)
Season 7 vs. UT Dallas (11/5/19)
Sun Belt 5, 2x, Last @ Coastal Carolina (1/12/19)

FIELD GOALS ATTEMPTED

Career 18 @ San Jacinto-Central (1/10/18)
Season 10 vs. UT Dallas (11/5/19)
Sun Belt 8, 2x, Last @ Arkansas State (2/16/19)

FREE THROWS MADE

Career 7 @ Lee (1/5/18)
Season
Sun Belt 2, 5x, Last @ Troy (3/2/19)

FREE THROWS ATTEMPTED

Career 7 @ Lee (1/5/18)
Season
Sun Belt 3 vs. Georgia Southern (1/5/19)

3-POINT FIELD GOALS MADE

Career 8 @ Paris (2/18/17)
Season 5 vs. UT Dallas (11/5/19)
Sun Belt 5 @ Coastal Carolina (1/12/19)

3-POINT FIELD GOALS ATTEMPTED

Career 12 @ Paris (2/18/17)
Season 8 vs. UT Dallas (11/5/19)
Sun Belt 6, 2x, Last @ Arkansas State (2/16/19)

MINUTES

Career 39 vs. San Jacinto-Central (3/9/18)
Season 18 @ Nevada (11/12/19)
Sun Belt 34 vs. Arkansas State (1/17/19)

MISCELLANEOUS

	Year	Career
Double-Figure Points	1	44
20+ Points		4
Double-Doubles		
5+ Rebounds	2	22
Double-Figure Assists		
Games W/ A Steal	3	38

CAREER STATS

					3-Ptr		F-Throws		Rebounds												
Season	GP-GS	Min/Avg	FG-FGA	Pct	FG-FGA	Pct	FT-FTA	Pct	Off	Def	Tot	Avg	PF	FO	A	TO	Blk	Stl	Pts	Avg	
2016-17	29-0	0/0.0	98-216	.454	61-127	.480	22-32	.688	10	35	45	1.6	31	0	15	34	3	14	279	9.6	
2017-18	33-4	0/0.0	135-301	.449	48-141	.340	59-77	.766	16	99	115	3.5	39	0	24	34	6	13	377	11.4	
2018-19	33-19	760/23.0	81-191	.424	45-113	.398	15-21	.714	34	77	111	3.4	54	0	22	16	5	14	222	6.7	
2019-20	6-1	88/14.7	13-31	.419	7-23	.304	0-0	.000	6	16	22	3.7	7	0	4	3	5	3	33	5.5	
Total	101-24	848/8.4	327-739	.442	161-404	.399	96-130	.738	66	227	293	2.9	131	0	65	87	19	44	911	9.0	

2019-20 SEASON NUGGETS

Season- and game-high 19 points in the opener versus UT Dallas ... has scored 14 total points in five games since ... made his first start of the year against Arkansas Tech ... grabbed a season-best six rebounds in that contest opposite the Wonder Boys.



PAINT TOUCHES

Dual Athlete

Also Competes As A Long Jumper On The UTA Track & Field Team (9th Place -- 7.18m Last Year At Sun Belt Championship)

One Of...

Five Siblings (Including Him); Has A Twin Sister, Tiara

McKade Loves...

Interior Design; Lots Of Soft Rugs/Blankets In Apt.

Roommate

McKade Marquis

He's Learning To...

Play The Electric Guitar

GAME-BY-GAME STATS

Opponent	Date	GS	MIN	Total		3-Pointers		Free throws		Rebounds				PF	A	T/O	BLK	STL	PTS	AVG
				FG-FGA	PCT	3FG-3FGA	PCT	FT-FTA	PCT	OFF	DEF	TOT	AVG							
Texas-Dallas	11/05/19		15:22	7-10	.700	5-8	.625	0-0	.000	2	2	4	4.0	2	2	0	3	1	19	19.0
Tulsa	11/09/19		14:30	1-5	.200	0-4	.000	0-0	.000	2	3	5	4.5	0	1	1	0	0	2	10.5
at Nevada	11/12/19		18:18	2-5	.400	2-4	.500	0-0	.000	0	1	1	3.3	2	0	0	1	0	6	9.0
at Oregon	11/17/19		12:16	0-4	.000	0-4	.000	0-0	.000	0	2	2	3.0	0	0	1	0	1	0	6.8
at Gonzaga	11/19/19		10:09	1-3	.333	0-2	.000	0-0	.000	0	4	4	3.2	0	0	1	1	0	2	5.8
Arkansas Tech	11/24/19	*	16:22	2-4	.500	0-1	.000	0-0	.000	2	4	6	3.7	3	1	0	0	1	4	5.5
Totals		1	86:57	13-31	.419	7-23	.304	0-0	.000	6	16	22	3.7	7	4	3	5	3	33	5.5

23 | PATRICK MWAMBA

mm-WAMBA
@patrick23mwamba
@patrick_kzmwamba

So. F 6-6 196 Bukavu, Congo NBA Academy Africa Keur Madior International HS

RECORD PERFORMANCES

POINTS

Career 13 vs. UT Tyler (11/6/18)
Season 7 vs. UT Dallas (11/5/19)
Sun Belt 5, 2x, Last vs. Texas State (3/9/19)

REBOUNDS

Career 9 @ Missouri (12/4/18)
Season 5, 2x, Last @ Nevada (11/12/19)
Sun Belt 5 vs. Coastal Carolina (2/7/19)

ASSISTS

Career 3 @ Tulsa (11/27/18)
Season 2 @ Nevada (11/12/19)
Sun Belt 2, 2x, Last vs. ULM (2/23/19)

STEALS

Career 4 vs. UT Tyler (11/6/18)
Season 1, 2x, Last @ Nevada (11/12/19)
Sun Belt 2 @ Troy (3/2/19)

FIELD GOALS MADE

Career 5 vs. UT Tyler (11/6/18)
Season 3 vs. UT Dallas (11/5/19)
Sun Belt 2 vs. Texas State (3/9/19)

FIELD GOALS ATTEMPTED

Career 9 @ #8 Gonzaga (12/18/18)
Season 6 @ #14 Oregon (11/17/19)
Sun Belt 3, 2x, Last vs. Louisiana (2/21/19)

FREE THROWS MADE

Career 4 vs. UTRGV (12/1/18)
Season 2, 2x, Last @ #14 Oregon (11/17/19)
Sun Belt 2 vs. Louisiana (2/21/19)

FREE THROWS ATTEMPTED

Career 5 vs. UT Tyler (11/6/18)
Season 2, 3x, Last @ #14 Oregon (11/17/19)
Sun Belt 2, 3x, Last vs. Louisiana (2/21/19)

3-POINT FIELD GOALS MADE

Career 2, 2x, Last vs. Georgia Southern (3/16/19)
Season 1 vs. UT Dallas (11/5/19)
Sun Belt 1, 2x, Last vs. Texas State (3/9/19)

3-POINT FIELD GOALS ATTEMPTED

Career 4, 2x, Last vs. Georgia Southern (3/16/19)
Season 2, 2x, Last @ Nevada (11/12/19)
Sun Belt 3 vs. Louisiana (2/21/19)

MINUTES

Career 26, 2x, Last @ Cal Poly (12/21/18)
Season 21 vs. UT Dallas (11/5/19)
Sun Belt 17 vs. Louisiana (2/21/19)

MISCELLANEOUS

	Year	Career
Double-Figure Points		2
20+ Points		
Double-Doubles		
5+ Rebounds	2	7
Double-Figure Assists		
Games W/ A Steal	2	16

CAREER STATS

Season	GP-GS	Min/Avg	Total		3-Ptr		F-Throws		Rebounds				PF	FO	A	TO	Blk	Stl	Pts	Avg
			FG-FGA	Pct	FG-FGA	Pct	FT-FTA	Pct	Off	Def	Tot	Avg								
2018-19	27-12	386/14.3	33-82	.402	7-30	.233	16-30	.533	22	46	68	2.5	49	0	18	31	5	26	89	3.3
2019-20	5-0	73/14.6	5-17	.294	1-6	.167	4-6	.667	3	15	18	3.6	10	1	3	3	5	2	15	3.0
Total	32-12	459/14.3	38-99	.384	8-36	.222	20-36	.556	25	61	86	2.7	59	1	21	34	10	28	104	3.3

2019-20 SEASON NUGGETS

Recorded a season-high seven points in the opener against UT Dallas ... double-figure minutes in every contest until the Gonzaga game.

Broke his right foot at #8 Gonzaga (Nov. 19) and is out indefinitely.

The non-contact injury came after he pulled down an un-contested rebound off a missed Gonzaga free throw

PRIOR TO UTA

Became the first NBA Academy Africa graduate to sign with an D-I school and just the fourth overall from the seven worldwide NBA Academies.

He participated in the first NCAA-sponsored Next Generation Sunday at the 2018 Final Four in San Antonio, and that is where UTA coaches first saw tape on him (coaches weren't allowed to attend - only watch recorded film). No UTA coaches saw him play live prior to committing.



PAINT TOUCHES

One Of...
12 Siblings (Including Him)

Has Ran A Mile In...
4 Minutes, 53 Seconds;
Best Time At UTA: 5:12

Roommate
David Azore

Food Takes
Now Enjoys Mexican Food;
Has A Shellfish Allergy

French Connection
Nice For Him To Have Two
Others (Elame, Nouhi)
Who Speak French; Reminds Him Of Home And Where He Came From

GAME-BY-GAME STATS

Opponent	Date	GS	MIN	Total		3-Pointers		Free throws		Rebounds				PF	A	T/O	BLK	STL	PTS	AVG
				FG-FGA	PCT	3FG-3FGA	PCT	FT-FTA	PCT	OFF	DEF	TOT	AVG							
Texas-Dallas	11/05/19		21:28	3-4	.750	1-2	.500	0-2	.000	0	5	5	5.0	1	1	0	1	1	7	7.0
Tulsa	11/09/19		13:32	0-1	.000	0-0	.000	2-2	1.000	1	2	3	4.0	2	0	0	2	0	2	4.5
at Nevada	11/12/19		16:57	1-4	.250	0-2	.000	0-0	.000	0	5	5	4.3	5	2	1	1	1	2	3.7
at Oregon	11/17/19		13:59	1-6	.167	0-1	.000	2-2	1.000	2	2	4	4.3	1	0	1	1	0	4	3.8
at Gonzaga	11/19/19		06:47	0-2	.000	0-1	.000	0-0	.000	0	1	1	3.6	1	0	1	0	0	0	3.0
Totals			0 72:43	5-17	.294	1-6	.167	4-6	.667	3	15	18	3.6	10	3	3	5	2	15	3.0

43 COLEMAN SPARLING

@ColemanSparling
@colemansparling

R-Jr. F 6-7 215 Ellensburg, WA College of Southern Idaho Central Washington

RECORD PERFORMANCES

POINTS

Career 19, 2x, Last @ Colorado Northwestern (1/31/19)
Season 5 @ #14 Oregon (11/17/19)
Sun Belt

REBOUNDS

Career 10 vs. Indian Hills (12/29/18)
Season 5 vs. UT Dallas (11/5/19)
Sun Belt

ASSISTS

Career 6 vs. Western Nebraska (11/2/18)
Season 1, 3x, Last vs. Arkansas Tech (11/24/19)
Sun Belt

STEALS

Career 3, 3x, Last vs. Central Wyoming (12/15/18)
Season
Sun Belt

FIELD GOALS MADE

Career 7, 2x, Last @ Colorado Northwestern (1/31/19)
Season 2 @ #14 Oregon (11/17/19)
Sun Belt

FIELD GOALS ATTEMPTED

Career 13 vs. Snow (3/2/19)
Season 4 @ #14 Oregon (11/17/19)
Sun Belt

FREE THROWS MADE

Career 6, 2x, Last vs. Saint Martin's (11/30/17)
Season
Sun Belt

FREE THROWS ATTEMPTED

Career 8, 2x, Last @ Western Nebraska (11/9/18)
Season
Sun Belt

3-POINT FIELD GOALS MADE

Career 5 vs. Portland CC (12/8/18)
Season 1, 2x, Last @ #8 Gonzaga (11/19/19)
Sun Belt

3-POINT FIELD GOALS ATTEMPTED

Career 8 vs. Salt Lake (3/1/19)
Season 3 @ #14 Oregon (11/17/19)
Sun Belt

MINUTES

Career 35 @ Western Nebraska (11/9/18)
Season 23 vs. Arkansas Tech (11/24/19)
Sun Belt

MISCELLANEOUS

	Year	Career
Double-Figure Points		14
20+ Points		
Double-Doubles		
5+ Rebounds	1	17
Double-Figure Assists		
Games W/ A Steal		16

CAREER STATS

CAREER STATS					3-Ptr		F-Throws		Rebounds													
Season	GP-GS	Min/Avg	FG-FGA	Pct	FG-FGA	Pct	FT-FTA	Pct	Off	Def	Tot	Avg	PF	FO	A	TO	Blk	Stl	Pts	Avg		
2017-18	18-18	350/19.4	32-89	.360	14-42	.333	30-39	.769	15	55	70	3.9	31	1	18	25	1	5	108	6.0		
2018-19	28-24	582/20.8	85-207	.411	36-109	.330	26-42	.619	30	79	109	3.9	52	0	58	26	8	17	232	8.3		
2019-20	6-3	80/13.3	5-11	.455	2-6	.333	0-0	.000	4	10	14	2.3	10	0	3	2	1	0	12	2.0		
Total	52-45	1012/19.5	122-307	.397	52-157	.331	56-81	.691	49	144	193	3.7	93	1	79	53	10	22	352	6.8		

2019-20 SEASON NUGGETS

After coming off the bench the first three games, has started each of the last three contests ... season-high 23 minutes against Arkansas Tech ... 10 of his 12 points on the year have come in the last three games ... considers himself a point-forward; can handle the ball very well ... had about 35 friends and family in attendance at Gonzaga (had about 70 requests, but couldn't secure enough tickets in the sold-out Kennel).



PRIOR TO UTA

Utilized a redshirt season as a freshman at Division-II Central Washington 2016-17 ... averaged 6 points and 3.9 rebounds at Central Washington in 2017-18 ... averaged 8.3 points, 3.9 rebounds and 2.1 assists at JUCO Southern Idaho in 2018-19 ... played for his father, Greg, who was the head coach at Central Washington during Coleman's two years; Greg was an assistant coach at Southern Idaho during Coleman's lone year there ... Greg is currently the head coach at D-II Alaska Fairbanks.

PAINT TOUCHES

Born On...
July 4, 1997

Roommate
Nicolas Elame (Who Is Always Doing Dishes)

No Need To Yell Fore
State Tournament Golfer In High School; Best Round Is A 70, Longest Drive Is 342 Yards ... Has Never Had A Lesson

Outdoorsy
Rides Horses ... Favorite Singer Is Country Performer Luke Combs ... Brother, Jacob, Is A Professional Cowboy (Roper)

GAME-BY-GAME STATS

Opponent	Date	GS	MIN	Total		3-Pointers		Free throws		Rebounds			PF	A	T/O	BLK	STL	PTS	AVG	
				FG-FGA	PCT	3FG-3FGA	PCT	FT-FTA	PCT	OFF	DEF	TOT								AVG
Texas-Dallas	11/05/19		11:46	0-0	.000	0-0	.000	0-0	.000	2	3	5	5.0	2	0	1	0	0	0.0	
Tulsa	11/09/19		08:23	0-0	.000	0-0	.000	0-0	.000	0	1	1	3.0	1	0	0	0	0	0.0	
at Nevada	11/12/19		11:57	1-2	.500	0-1	.000	0-0	.000	0	1	1	2.3	1	0	0	0	2	0.7	
at Oregon	11/17/19	*	12:22	2-4	.500	1-3	.333	0-0	.000	0	0	0	1.8	0	1	0	0	5	1.8	
at Gonzaga	11/19/19	*	14:38	1-2	.500	1-2	.500	0-0	.000	0	3	3	2.0	4	1	1	1	0	3	2.0
Arkansas Tech	11/24/19	*	23:07	1-3	.333	0-0	.000	0-0	.000	2	2	4	2.3	2	1	0	0	0	2	2.0
Totals			3 82:13	5-11	.455	2-6	.333	0-0	.000	4	10	14	2.3	10	3	2	1	0	12	2.0

SEASON BOX SCORES & RECAPS

UT DALLAS

WIN, 84-50

UT Dallas - 59														
Record: 0-0														
NO.	Name	Min	FG	3P	FT	Rebounds	Fouls	TP	AS	TO	ST	Blocks		
			M.A.	M.A.	M.A.	OR	DR	FF	FF	FF	FF	FF		
34	Kelden Pruitt	F 22:04	2-4	1-1	0-0	2	3	5	1	0	5	0		
44	Michael Forster	F 18:39	2-8	0-2	1-2	2	2	4	1	5	0	2		
41	Hans Bunwitz	C 14:25	0-0	0-0	0-0	0	0	0	0	0	0	0		
11	Currie Allen	F 21:33	2-8	1-6	0-0	1	5	6	1	0	0	0		
13	Jalen Weber	G 23:59	1-9	0-2	0-0	1	1	2	2	2	0	4		
5	Kavin Ezekiel	F 15:20	4-6	2-3	0-0	0	0	0	0	0	0	0		
21	Xavier Ferrell	G 12:25	1-2	0-0	2-2	0	0	0	2	4	1	0		
23	Simone Soname	G 13:30	2-3	0-0	0-0	2	1	3	1	1	4	1		
33	Kolton Pruitt	G 15:53	1-3	1-3	1-2	0	0	0	2	1	4	1		
5	Hunter Stevens	G 15:27	7-10	5-8	0-0	2	4	0	0	0	0	0		
31	Will Isaac	G 09:50	1-2	0-0	0-0	3	2	5	1	0	2	0		
20	James Curtis	G 08:31	0-1	0-0	0-0	1	1	0	1	0	0	0		
24	Jeremiah Gibson	G 05:34	0-3	1-2	0-0	0	0	0	1	1	0	0		
3	Cole Williams	G 03:23	0-2	0-1	0-0	0	0	0	0	0	0	0		
Team			1			5			6			0		
Totals			20-65			6-22			4-8			14		

Shooting By Period		
1st	FG	3P
2nd	FG	3P
3rd	FG	3P
4th	FG	3P
FT	FG	3P

Court Box Rebounds:		
1	2	3
4	5	6
7	8	9
10	11	12

Shooting By Period												
1st FG%	2nd FG%	3rd FG%	4th FG%	FT%	3PT%	1st FT%	2nd FT%	3rd FT%	4th FT%	1st 3PT%	2nd 3PT%	3rd 3PT%
33.3%	50.0%	25.0%	0.0%	0.0%	0.0%	0.0%	0.0%	0.0%	0.0%	0.0%	0.0%	0.0%
33.3%	50.0%	25.0%	0.0%	0.0%	0.0%	0.0%	0.0%	0.0%	0.0%	0.0%	0.0%	0.0%
33.3%	50.0%	25.0%	0.0%	0.0%	0.0%	0.0%	0.0%	0.0%	0.0%	0.0%	0.0%	0.0%
33.3%	50.0%	25.0%	0.0%	0.0%	0.0%	0.0%	0.0%	0.0%	0.0%	0.0%	0.0%	0.0%
33.3%	50.0%	25.0%	0.0%	0.0%	0.0%	0.0%	0.0%	0.0%	0.0%	0.0%	0.0%	0.0%
33.3%	50.0%	25.0%	0.0%	0.0%	0.0%	0.0%	0.0%	0.0%	0.0%	0.0%	0.0%	0.0%
33.3%	50.0%	25.0%	0.0%	0.0%	0.0%	0.0%	0.0%	0.0%	0.0%	0.0%	0.0%	0.0%
33.3%	50.0%	25.0%	0.0%	0.0%	0.0%	0.0%	0.0%	0.0%	0.0%	0.0%	0.0%	0.0%
33.3%	50.0%	25.0%	0.0%	0.0%	0.0%	0.0%	0.0%	0.0%	0.0%	0.0%	0.0%	0.0%
33.3%	50.0%	25.0%	0.0%	0.0%	0.0%	0.0%	0.0%	0.0%	0.0%	0.0%	0.0%	0.0%
33.3%	50.0%	25.0%	0.0%	0.0%	0.0%	0.0%	0.0%	0.0%	0.0%	0.0%	0.0%	0.0%
33.3%	50.0%	25.0%	0.0%	0.0%	0.0%	0.0%	0.0%	0.0%	0.0%	0.0%	0.0%	0.0%

UTA took a 37-21 halftime lead before shooting 56.3 percent (18-32) from the field in the 2nd half to cruise to their sixth-straight victory to open a season.

The Mavericks commenced the 2nd half with three of their first four baskets coming off fast-break dunks, feeding energy into a full student section which set the stage for a final 20 minutes in which the hosts held the Comets – who entered ranked #11 in the Division-III National Poll – to just 36.4 percent (12-33) from the floor.

Seven different Mavericks made a 3-pointer on the night as UTA shot 40.5 percent from long distance, tying for the 3rd-most 3-pointers made in single-game program history by going 15-37 from behind the arc.

Jackson-Young's 19 points were a career high in a Maverick uniform as the senior forward shot 7-10 from the field, including 5-8 from long distance to go along with four rebounds and two assists.

TULSA

WIN, 73-59

Tulsa - 59													
Record: 1-1													
NO.	Name	Min	FG	3P	FT	Rebounds	Fouls	TP	AS	TO	ST	Blocks	
			M.A.	M.A.	M.A.	OR	DR	FF	FF	FF	FF	FF	
1	Martins Ighu	F 20:28	2-4	0-0	2-2	1	3	4	2	3	6	1	
41	Jabari Nardis	F 32:05	4-11	0-4	3-3	1	4	2	2	11	3	0	
0	Brandon Rachal	G 20:23	1-7	0-2	0-0	0	4	4	5	1	2	0	
3	Elgiji Jones	G 23:39	1-6	1-2	0-0	0	2	3	3	3	0	0	
5	Lawson Korta	G 15:10	1-8	1-7	0-0	0	0	0	0	0	3	1	
22	Reggie Jones	24:11	5-12	3-5	6-10	2	3	5	4	19	1	2	
4	Isiah Hill	25:02	0-5	0-1	1-2	0	4	4	1	3	1	0	
11	Darion Jackson	24:59	4-7	0-1	4-4	5	2	7	1	2	2	0	
12	Emmanuel Ugbo	03:13	0-0	0-0	0-0	0	1	1	0	0	0	0	
15	Josh Earley	10:50	1-2	0-0	0-2	2	2	4	0	2	1	0	
Team						3		3		6		0	
Totals			19-62			5-22			16			25	

Shooting By Period												
1st FG%	2nd FG%	3rd FG%	4th FG%	FT%	3PT%	1st FT%	2nd FT%	3rd FT%	4th FT%	1st 3PT%	2nd 3PT%	3rd 3PT%
33.3%	50.0%	25.0%	0.0%	0.0%	0.0%	0.0%	0.0%	0.0%	0.0%	0.0%	0.0%	0.0%
33.3%	50.0%	25.0%	0.0%	0.0%	0.0%	0.0%	0.0%	0.0%	0.0%	0.0%	0.0%	0.0%
33.3%	50.0%	25.0%	0.0%	0.0%	0.0%	0.0%	0.0%	0.0%	0.0%	0.0%	0.0%	0.0%
33.3%	50.0%	25.0%	0.0%	0.0%	0.0%	0.0%	0.0%	0.0%	0.0%	0.0%	0.0%	0.0%
33.3%	50.0%	25.0%	0.0%	0.0%	0.0%	0.0%	0.0%	0.0%	0.0%	0.0%	0.0%	0.0%
33.3%	50.0%	25.0%	0.0%	0.0%	0.0%	0.0%	0.0%	0.0%	0.0%	0.0%	0.0%	0.0%
33.3%	50.0%	25.0%	0.0%	0.0%	0.0%	0.0%	0.0%	0.0%	0.0%	0.0%	0.0%	0.0%
33.3%	50.0%	25.0%	0.0%	0.0%	0.0%	0.0%	0.0%	0.0%	0.0%	0.0%	0.0%	0.0%
33.3%	50.0%	25.0%	0.0%	0.0%	0.0%	0.0%	0.0%	0.0%	0.0%	0.0%	0.0%	0.0%
33.3%	50.0%	25.0%	0.0%	0.0%	0.0%	0.0%	0.0%	0.0%	0.0%	0.0%	0.0%	0.0%
33.3%	50.0%	25.0%	0.0%	0.0%	0.0%	0.0%	0.0%	0.0%	0.0%	0.0%	0.0%	0.0%
33.3%	50.0%	25.0%	0.0%	0.0%	0.0%	0.0%	0.0%	0.0%	0.0%	0.0%	0.0%	0.0%

Senior Jabari Nardis – in his second year with the Mavs – registered his first double-double effort as a UTA player with a team-high 16 points and a game-best 10 rebounds, in addition to blocking three shots. The 6-9 forward also established a career high in 3-pointers made by going 4-7 and finishing with a game-best +/- of +18.

UTA never trailed, and the game was tied on just one occasion, 12-12, as the Mavs led by double figures for the final 25 minutes on their way to a third-straight 2-0 start to a campaign.

In front of 3,722 fans and a packed, vocal student section, the Mavs dominated both sides of the ball from the opening tip, limiting Tulsa to just 30.6 percent from the floor (19-62) en route to their first-ever win (1-4) over the Hurricane. After a slow offensive 1st half for both sides, UTA finished the night connecting at 40 percent from the field (24-60).

The Mavs took care of the ball with just nine turnovers compared with 16 assists.

@NEVADA

LOSS, 80-73

UT Arlington - 73															
Record: 2-1															
NO. Name	Min	FG	3P	FT	Rebounds	Fouls	TP	AS	TO	ST	Blocks	P.P.			
		M	A	M	OR	DR	FF	FF			BS	A			
2 Jordan Phillips	F 14:40	0-2	0-1	1-2	1	2	0	2	1	0	2	0	1	-17	
16 Tyronne Phillips	F 19:00	1-3	1-3	2-2	0	0	1	1	2	0	0	0	0	-1	
13 Jabari Nardis	F 17:46	3-8	1-3	2-2	2	7	9	0	2	11	0	1	0	-10	
0 Brian Warren	G 24:06	1-12	1-8	2-4	0	2	2	4	3	5	2	1	0	-2	
4 David Azore	G 26:26	2-4	1-2	1-8	0	3	3	2	5	12	4	3	2	0	-10
10 Radshad Davis	G 18:34	5-12	0-1	4-6	4	6	10	5	2	14	3	0	1	8	-8
22 TiAndre Jackson-Young	F 19:19	2-5	2-4	2-4	0	0	1	2	2	6	0	0	0	0	-1
23 Patrick Mwamba	17:46	1-1	0-0	0-0	0	5	5	1	1	2	2	1	1	1	-11
1 Sam Griffin	20:41	5-22	3-7	0-0	0	0	0	0	13	2	1	1	2	-12	-2
20 Nicolas Elame	10:55	1-1	0-0	0-1	0	1	1	3	1	2	1	0	0	0	-8
43 Coleman Sparring	11:56	1-2	0-1	0-1	0	1	1	0	0	1	0	0	0	0	-5
Team:					3	3	6	0	0	1					
Totals		22-64	11-36	18-27	12	28	40	25	70	14	13	6	3	6	-7
Technical Fouls: NONE															

Shooting By Period												
1st FG%	2nd FG%	3rd FG%	4th FG%	FT%	3PT%	1st FT%	2nd FT%	3rd FT%	4th FT%	1st 3PT%	2nd 3PT%	3rd 3PT%
33.3%	50.0%	25.0%	0.0%	0.0%	0.0%	0.0%	0.0%	0.0%	0.0%	0.0%	0.0%	0.0%
33.3%	50.0%	25.0%	0.0%	0.0%	0.0%	0.0%	0.0%	0.0%	0.0%	0.0%	0.0%	0.0%
33.3%	50.0%	25.0%	0.0%	0.0%	0.0%	0.0%	0.0%	0.0%	0.0%	0.0%	0.0%	0.0%
33.3%	50.0%	25.0%	0.0%	0.0%	0.0%	0.0%	0.0%	0.0%	0.0%	0.0%	0.0%	0.0%
33.3%	50.0%	25.0%	0.0%	0.0%	0.0%	0.0%	0.0%	0.0%	0.0%	0.0%	0.0%	0.0%
33.3%	50.0%	25.0%	0.0%	0.0%	0.0%	0.0%	0.0%	0.0%	0.0%	0.0%	0.0%	0.0%
33.3%	50.0%	25.0%	0.0%	0.0%	0.0%	0.0%	0.0%	0.0%	0.0%	0.0%	0.0%	0.0%
33.3%	50.0%	25.0%	0.0%	0.0%	0.0%	0.0%	0.0%	0.0%	0.0%	0.0%	0.0%	0.0%
33.3%	50.0%	25.0%	0.0%	0.0%	0.0%	0.0%	0.0%	0.0%	0.0%	0.0%	0.0%	0.0%
33.3%	50.0%	25.0%	0.0%	0.0%	0.0%	0.0%	0.0%	0.0%	0.0%	0.0%	0.0%	0.0%
33.3%	50.0%	25.0%	0.0%	0.0%	0.0%	0.0%	0.0%	0.0%	0.0%	0.0%	0.0%	0.0%
33.3%	50.0%	25.0%	0.0%	0.0%	0.0%	0.0%	0.0%	0.0%	0.0%	0.0%	0.0%	0.0%

Facing the three-time defending Mountain West Conference Champions, UTA battled all night, but ultimately fell just short to Nevada.

Senior Radshad Davis recorded his first double-double in his second year with UTA with team highs of 14 points and 10 rebounds in just 19 minutes.

Despite shooting just 34.4 percent (22-64) from the floor against an at-large NCAA Tournament foe from a year ago, UTA held 2nd-half leads, but couldn't quite do enough to take control late. The Nevada lead was never more than nine at any point in the 2nd half, and for the majority of time hovered between 4-8 points most of the stanza.

Trailing by four, 77-73, with 30 seconds remaining, Davis pulled down a rebound off a missed Nevada free throw; however, a Wolf Pack player contested that effort – a foul potentially could have been called – and it resulted in Davis falling to the ground and being called for a travel. Unfortunately for the Mavs, that would be the last legit effort they had to complete the comeback.

SEASON BOX SCORES & RECAPS

@ #14 OREGON

LOSS, 67-47

UT Arlington - 47														
Record: 2-2														
NO.	Name	Min	FG	3P	FT	Rebounds	Fouls	TP	AS	TO	ST	Blocks		
			M/A	M/A	M/A	OR	DR	PF				BS		
13	Jabari Narcis	F 22:55	0-4	0-3	0-1	1	8	9	1	0	1	0		
43	Coleman Sparling	F 12:24	2-4	1-3	0-0	0	0	0	1	5	1	0		
0	Brian Warren	G 29:31	4-11	0-3	1-1	0	1	1	2	2	9	1		
4	David Azore	G 25:55	2-8	2-3	5-6	3	3	6	2	5	11	2		
20	Nicolas Elame	G 13:42	0-1	0-0	0-2	1	0	1	1	0	0	1		
1	Sam Griffin	G 19:15	0-5	0-4	0-0	0	0	0	0	0	1	0		
2	Jordan Phillips	G 21:53	4-12	3-5	3-4	1	4	5	0	2	14	0		
22	TiAndre Jackson-Young	G 12:16	0-4	0-0	0-0	0	2	2	0	0	0	1		
10	Radshad Davis	G 13:25	1-6	0-3	0-0	3	0	3	1	1	2	1		
23	Patrick Mwamba	G 13:07	1-4	0-0	0-0	2	2	4	1	2	4	0		
3	Ayoub Nuhli	G 13:47	1-3	0-1	0-0	1	2	3	0	1	2	0		
Team			1			2			0			0		
Totals			15-64 (6-30)			11-16			13			23		
Technical Fouls: NONE														

Shooting By Period												
1st	2nd	3rd	4th	OT	FT	FG	3P	FT	FG	3P	FT	FG
1st FG%	9.3%	27.3%	30.7%	4.7%	22.9%	4.7%	22.9%	4.7%	22.9%	4.7%	22.9%	4.7%
1st FT%	6.6%	66.7%	66.7%	66.7%	66.7%	6.6%	66.7%	6.6%	66.7%	6.6%	66.7%	6.6%
2nd FG%	6.3%	19.4%	19.4%	19.4%	19.4%	6.3%	19.4%	6.3%	19.4%	6.3%	19.4%	6.3%
2nd FT%	5.7%	71.4%	71.4%	71.4%	71.4%	5.7%	71.4%	5.7%	71.4%	5.7%	71.4%	5.7%
3rd FG%	15.6%	22.4%	22.4%	22.4%	22.4%	15.6%	22.4%	15.6%	22.4%	15.6%	22.4%	15.6%
3rd FT%	6.3%	20.0%	20.0%	20.0%	20.0%	6.3%	20.0%	6.3%	20.0%	6.3%	20.0%	6.3%
4th FG%	11.1%	68.8%	68.8%	68.8%	68.8%	11.1%	68.8%	11.1%	68.8%	11.1%	68.8%	11.1%
4th FT%	11.1%	68.8%	68.8%	68.8%	68.8%	11.1%	68.8%	11.1%	68.8%	11.1%	68.8%	11.1%
Dead Ball Rebounds: 2.0												

UTA battled through its worst shooting night in program history Sunday to remain competitive throughout the contest before a 2nd-half push by #14 Oregon sent the Mavericks to a 67-47 defeat inside Matthew Knight Arena.

UTA shot just 23.4 percent (15-64) from the floor – its worst field-goal percentage in program history (previous: 23.5 percent at Texas State on Jan. 9, 1999).

Despite that cold shooting, the Mavs trailed by single digits midway through the 2nd half and never by more than the final margin of 20 as UTA committed just six turnovers to keep itself in the matchup for the majority of the evening.

Arkansas sophomore transfer Jordan Phillips led UTA with 14 points – his most versus a Division-I opponent – while redshirt sophomore David Azore tallied 11 as the duo finished as the lone double-figure scorers for the Mavs.

Oregon - 67			Record: 4-0														
NO.	Name	Min	FG	3P	FT	Rebounds	Fouls	TP	AS	TO	ST	Blocks	+/-				
			M/A	M/A	M/A	OR	DR	PF									
10	Shakur Juiston	F 18:30	2-8	0-1	1-2	2	1	3	3	5	0	1	0	3			
33	Francis Okoro	F 21:27	1-2	0-0	1-2	2	4	6	3	1	1	0	1	3			
3	Payton Pritchard	G 31:31	10-16	2-6	2-2	0	8	8	2	24	3	3	0	10			
5	Chris Duarte	G 22:21	3-8	1-3	0-0	2	5	7	2	0	1	0	0	13			
32	Anthony Mathis	G 25:11	2-8	2-4	0-0	3	3	0	0	6	2	1	1	1			
0	Will Richardson	G 21:21	4-5	1-1	0-0	1	4	5	4	1	9	2	1	0	27		
14	C.J. Walker	G 21:30	0-2	0-1	0-0	0	8	8	0	1	0	0	1	18			
13	Chandler Lawson	G 20:47	1-4	0-0	0-0	2	2	4	1	4	0	0	2	16			
22	Addison Patterson	G 18:36	3-5	2-4	1-2	0	3	3	1	1	9	0	1	18			
Team			1			0			0			1					
Totals			27-59 (8-20)			5-8			6			10			20		
Technical Fouls: NONE																	

Shooting By Period												
1st	2nd	3rd	4th	OT	FT	FG	3P	FT	FG	3P	FT	FG
1st FG%	15.2%	51.7%	51.7%	51.7%	51.7%	15.2%	51.7%	15.2%	51.7%	15.2%	51.7%	15.2%
1st FT%	5.1%	50.0%	50.0%	50.0%	50.0%	5.1%	50.0%	5.1%	50.0%	5.1%	50.0%	5.1%
2nd FG%	12.3%	40.0%	40.0%	40.0%	40.0%	12.3%	40.0%	12.3%	40.0%	12.3%	40.0%	12.3%
2nd FT%	3.1%	30.0%	30.0%	30.0%	30.0%	3.1%	30.0%	3.1%	30.0%	3.1%	30.0%	3.1%
3rd FG%	27.5%	45.8%	45.8%	45.8%	45.8%	27.5%	45.8%	27.5%	45.8%	27.5%	45.8%	27.5%
3rd FT%	8.2%	40.0%	40.0%	40.0%	40.0%	8.2%	40.0%	8.2%	40.0%	8.2%	40.0%	8.2%
4th FG%	11.1%	68.8%	68.8%	68.8%	68.8%	11.1%	68.8%	11.1%	68.8%	11.1%	68.8%	11.1%
4th FT%	11.1%	68.8%	68.8%	68.8%	68.8%	11.1%	68.8%	11.1%	68.8%	11.1%	68.8%	11.1%
Dead Ball Rebounds: 4.1												

UTA		ORE		Points from		Turnovers		Period by Period Scoring		1st		2nd		TOT	
Biggest lead	3 (1st 13:50)	20 (2nd 9:32)	20 (2nd 9:32)	Points	Turnovers	Points	Turnovers	1st	2nd	TOT	1st	2nd	TOT	1st	2nd
Best Scoring Run	7 (1st 0:40)	13 (1st 7:09)	13 (1st 7:09)	Paint	12	28	12	28	28	19	47	28	19	47	28
Lead Changes	6	6	6	Second Chance	9	9	9	9	9	9	9	9	9	9	9
Times Tied	4	4	4	Fast Breaks	1	13	1	13	1	13	1	13	1	13	1
Time with Lead	03:02	34:10	34:10	Bench	22	22	22	22	22	22	22	22	22	22	22

@ #3 GONZAGA

LOSS, 72-66

UT Arlington - 66														
Record: 3-3														
NO.	Name	Min	FG	3P	FT	Rebounds	Fouls	TP	AS	TO	ST	Blocks		
		M/A	M/A	M/A	M/A	OR	DR	PF						
13	Jabari Narcis	F 28:50	5-5	5-5	1-2	0	5	5	3	2	16	1	0	
43	Coleman Sparling	F 14:38	1-2	1-2	0-0	0	3	3	4	0	3	1	1	
0	Brian Warren	G 32:01	5-17	1-7	4-4	0	3	3	4	15	4	1	2	
4	David Azore	G 27:44	4-8	2-3	5-7	0	4	4	3	5	15	2	0	
20	Nicolas Elame	G 10:47	0-1	0-1	0-0	0	1	1	0	0	2	1	0	
2	Jordan Phillips	G 19:52	2-5	0-0	1-2	1	4	5	1	1	1	1	0	
22	TiAndre Jackson-Young	G 10:09	1-3	0-2	0-0	0	4	4	0	2	0	1	0	
1	Sam Griffin	G 14:47	2-5	1-3	0-0	0	2	2	1	0	5	0	0	
3	Ayoub Nuhli	G 18:09	1-3	1-1	2-2	0	1	1	1	2	5	0	1	
23	Patrick Mwamba	G 06:47	0-2	0-1	0-0	0	1	1	0	0	1	0	0	
10	Radshad Davis	G 15:09	0-4	0-1	0-0	0	2	2	3	0	2	1	0	
14	Davis Steelman	G 01:07	0-0	0-0	0-0	0	0	0	0	0	0	0	0	
Team			0			0			0			0		
Totals			21-53	11-28	13-17	1	32	33	20	13	66	13	4	5

Shooting By Period												
1st	2nd	3rd	4th	OT	FT	FG	3P	FT	FG	3P	FT	FG
1st FG%	12.3%	34.3%	34.3%	34.3%	34.3%	12.3%	34.3%	12.3%	34.3%	12.3%	34.3%	12.3%
1st FT%	5.1%	35.7%	35.7%	35.7%	35.7%	5.1%	35.7%	5.1%	35.7%	5.1%	35.7%	5.1%
2nd FG%	12.3%	40.0%	40.0%	40.0%	40.0%	12.3%	40.0%	12.3%	40.0%	12.3%	40.0%	12.3%
2nd FT%	6.1%	50.0%	50.0%	50.0%	50.0%	6.1%	50.0%	6.1%	50.0%	6.1%	50.0%	6.1%
3rd FG%	21.5%	38.6%	38.6%	38.6%	38.6%	21.5%	38.6%	21.5%	38.6%	21.5%	38.6%	21.5%
3rd FT%	11.2%	42.9%	42.9%	42.9%	42.9%	11.2%	42.9%	11.2%	42.9%	11.2%	42.9%	11.2%
4th FG%	13.1%	76.5%	76.5%	76.5%	76.5%	13.1%	76.5%	13.1%	76.5%	13.1%	76.5%	13.1%
4th FT%	13.1%	76.5%	76.5%	76.5%	76.5%	13.1%	76.5%	13.1%	76.5%	13.1%	76.5%	13.1%
Dead Ball Rebounds: 1.0												

Facing the #8 team in the nation on their home floor for the second-straight year, UTA came within two shots of potentially knocking off Gonzaga, but the Mavericks fell just short, 72-66.

Entering play, Gonzaga held the best field-goal percentage in the country at 56.6, but UTA held the Bulldogs to 39.1 percent while connecting at a 39.6-percent clip of its own. Included in that defensive effort for the Mavs was limiting Gonzaga to just 22.7 percent from 3-point range while delivering a 42.3-percent performance of their own from distance.

UTA led for more than 16 minutes in the 1st half before entering the locker room down just one, 28-27. The Mavs re-tied the contest on multiple occasions early in the 2nd half, but Gonzaga eventually created a little bit of separation and built a lead as large as 13. However, the Mavs demonstrated a ton of grit and fought their way back to make it a two-possession game with under a minute remaining. However, that six-point differential would end up being the difference.

ARKANSAS TECH

WIN, 85-68

Arkansas Tech - 68														
Record: 1-0														
NO.	Name	Min	FG	3P	FT	Rebounds	Fouls	TP	AS	TO	ST	Blocks	pts	
			M/A	M/A	M/A	OR	DR	PF						
0	Dillon Gooding	F 34:41	6-14	2-4	5-5	0	1	1	3	19	5	2	1	+12
1	Ramsey Sandifer	F 22:07	1-4	1-3	2-2	0	3	3	1	5	0	0	0	0
2	Devante Foster	F 32:53	6-10	3-7	2-2	1	7	8	0					
10	Kevin McKinley	T 20:23	0-3	0-1	1-2	1	1	1	3	1	1	2	0	-13
11	R.J. Glesper	T 23:28	5-15	2-7	2-2	1	2	4	4	14	2	0	0	-19
12	Calvin Allen	T 21:17	0-3	0-2	0-0	0	0	0	1	3	0	0	0	0
15	Tony Hall	T 26:05	2-6	1-5	2-2	1	7	8	0	1	2	1	0	-11
20	Cam Kennedy	05:54	1-2	1-2	0-0	0	1	1	2	0	3	0	1	6
3	Calvin Allen	00:45	0-0	0-0	0-0	0	0	0	0	0	0	0	0	0
4	Kevin McKinley	00:45	0-0	0-0	0-0	0	0	0	0	0	0	0	0	0
15	Kyley James	00:45	0-0	0-0	0-0	0	0	0	0	0	1	0	0	0
21	Albert Osado	00:45	1-1	0-0	0-0	0	0	0	0	2	0	0	0	0
33	David Wehmeyer	00:45	0-0	0-0	0-0	0	0	0	0	0	0	0	0	0
Totals														
Totals		22-58	10-31	14-15	5-25	30	14	16	68	11	18	3	2	0 -17



2019-20 UTA STATISTICS

Game Records

Record	Overall	Home	Away	Neutral
ALL GAMES	3-3	3-0	0-3	0-0
CONFERENCE	0-0	0-0	0-0	0-0
NON-CONFERENCE	3-3	3-0	0-3	0-0

Score by Periods

Team	1st	2nd	OT	TOT
UT Arlington	203	225	0	428
Opponents	183	213	0	396

Team Box Score

No.	Player				Total		3-Point		F-Throw		Rebounds											
		GP-GS	MIN	AVG	FG-FGA	FG%	3FG-FGA	3FG%	FT-FTA	FT%	OFF	DEF	TOT	AVG	PF	DQ	A	TO	BLK	STL	PTS	AVG
4	AZORE, David	6-6	162:06	27.0	19-39	.487	7-14	.500	28-33	.848	4	23	27	4.5	12	0	19	12	0	6	73	12.2
13	NARCIS, Jabari	6-6	132:56	22.2	23-44	.523	17-33	.515	9-14	.643	9	40	49	8.2	7	0	3	4	9	0	72	12.0
0	WARREN, Brian	6-6	162:46	27.1	22-68	.324	3-28	.107	15-18	.833	3	14	17	2.8	18	0	30	8	0	5	62	10.3
2	PHILLIPS, Jordan	6-3	116:59	19.5	16-40	.400	5-14	.357	11-17	.647	7	15	22	3.7	5	0	4	7	0	3	48	8.0
10	DAVIS, Radshad	6-0	91:43	15.3	17-37	.459	3-10	.300	4-6	.667	12	16	28	4.7	11	1	8	8	0	0	41	6.8
1	GRIFFIN, Sam	6-0	110:58	18.5	15-45	.333	8-28	.286	0-0	.000	0	5	5	0.8	6	0	10	3	0	5	38	6.3
22	JACKSON-YOUNG, TiAndre	6-1	86:57	14.5	13-31	.419	7-23	.304	0-0	.000	6	16	22	3.7	7	0	4	3	5	3	33	5.5
3	NOUHI, Ayoub	6-3	108:58	18.2	10-27	.370	5-13	.385	4-6	.667	3	8	11	1.8	8	0	5	4	0	2	29	4.8
23	MWAMBA, Patrick	5-0	72:43	14.5	5-17	.294	1-6	.167	4-6	.667	3	15	18	3.6	10	1	3	3	5	2	15	3.0
43	SPARLING, Coleman	6-3	82:13	13.7	5-11	.455	2-6	.333	0-0	.000	4	10	14	2.3	10	0	3	2	1	0	12	2.0
33	MARQUIS, McKade	2-0	08:40	4.3	1-4	.250	1-4	.250	0-0	.000	0	0	0	0.0	1	0	2	1	0	0	3	1.5
20	ELAME, Nicolas	5-2	49:00	9.8	1-6	.167	0-1	.000	0-3	.000	1	2	3	0.6	4	0	6	3	1	1	2	0.4
14	STEELMAN, Davis	3-0	14:00	4.7	0-2	.000	0-2	.000	0-0	.000	1	0	1	0.3	2	0	1	0	0	0	0	0.0
Team											6	13	19					2				
Total		6			147-371	.396	59-182	.324	75-103	.728	59	177	236	39.3	101	2	98	60	21	27	428	71.3
Opponents		6			140-366	.383	44-138	.319	72-115	.626	64	180	244	40.7	93	-	66	71	16	24	396	66.0

Team Statistics

	UTA	OPP
Scoring	428	396
Points per game	71.3	66.0
Scoring margin	+5.3	-
Field goals-att	147-371	140-366
Field goal pct	.396	.383
3 point fg-att	59-182	44-138
3-point FG pct	.324	.319
3-pt FG made per game	9.8	7.3
Free throws-att	75-103	72-115
Free throw pct	.728	.626
F-Throws made per game	12.5	12.0
Rebounds	236	244
Rebounds per game	39.3	40.7
Rebounding margin	-1.4	-
Assists	98	66
Assists per game	16.3	11.0
Turnovers	60	71
Turnovers per game	10.0	11.8
Turnover margin	+1.8	-
Assist/turnover ratio	1.6	0.9
Steals	27	24
Steals per game	4.5	4.0
Blocks	21	16
Blocks per game	3.5	2.7
Winning streak	1	-
Home win streak	3	-
Attendance	6606	19521
Home games-Avg/Game	3-2202	3-6507
Neutral site-Avg/Game	-	0-0

Team Results

Date	Opponent		Score	Att.
11/05/19	Texas-Dallas	W	84-50	1727
11/09/19	Tulsa	W	73-59	3722
11/12/19	at Nevada	L	73-80	7504
11/17/19	at Oregon	L	47-67	6017
11/19/19	at Gonzaga	L	66-72	6000
11/24/19	Arkansas Tech	W	85-68	1157



GAME-BY-GAME VIA-OPPONENT COMPARISON

Opponent	1st	2nd	Score	Mar	Total FG	FG Pct	3-Pointers	3FG Pct	Free Throws	FT Pct	Rebounds	Assist	T/Over	Block	Steal	Fouls
TEXAS-DALLAS	37/21	47/29	84-50	+34	31-63/20-65	.492/.308	15-37/6-22	.405/.273	7-14/4-9	.500/.444	45/39 +6	25/8	10/13	6/0	7/4	13/11
TULSA	33/23	40/36	73-59	+14	24-60/19-62	.400/.306	9-34/5-22	.265/.227	16-17/16-23	.941/.696	42/41 +1	16/9	9/10	5/2	4/1	19/18
Nevada	35/38	38/42	73-80	(-7)	22-64/27-58	.344/.466	11-36/10-21	.306/.476	18-27/16-30	.667/.533	40/43 (-3)	13/18	14/16	3/6	6/5	25/22
Oregon	28/37	19/30	47-67	(-20)	15-64/27-59	.234/.458	6-30/8-20	.200/.400	11-16/5-8	.688/.625	36/46 (-10)	7/10	6/10	2/5	3/4	8/16
GONZAGA	27/28	39/44	66-72	(-6)	21-53/25-64	.396/.391	11-26/5-22	.423/.227	13-17/17-30	.765/.567	33/45 (-12)	13/10	10/6	5/1	4/7	21/13
ARKANSAS TECH	43/36	42/32	85-68	+17	34-67/22-58	.507/.379	7-19/10-31	.368/.323	10-12/14-15	.833/.933	40/30 +10	24/11	11/16	0/2	3/3	16/14

Note: Game totals are displayed in the format TEAM/OPPONENT for each category

UTA GAME HIGHS

POINTS	85		Arkansas Tech (11/24/19)
	84		Texas-Dallas (11/05/19)
	73		at Nevada (11/12/19)
	73		Tulsa (11/09/19)
	66		at Gonzaga (11/19/19)
FIELD GOALS MADE	34		Arkansas Tech (11/24/19)
	31		Texas-Dallas (11/05/19)
FIELD GOAL ATTEMPTS	67		Arkansas Tech (11/24/19)
	64		at Oregon (11/17/19)
	64		at Nevada (11/12/19)
FIELD GOAL PERCENTAGE	.507	(34-67)	Arkansas Tech (11/24/19)
	.492	(31-63)	Texas-Dallas (11/05/19)
3 PT FG MADE	15		Texas-Dallas (11/05/19)
	11		at Gonzaga (11/19/19)
	11		at Nevada (11/12/19)
3 PT FG ATTEMPTS	37		Texas-Dallas (11/05/19)
	36		at Nevada (11/12/19)
3 PT FG PERCENTAGE	.423	(11-26)	at Gonzaga (11/19/19)
	.405	(15-37)	Texas-Dallas (11/05/19)
FREE THROWS MADE	18		at Nevada (11/12/19)
	16		Tulsa (11/09/19)
FREE THROW ATTEMPTS	27		at Nevada (11/12/19)
	17		at Gonzaga (11/19/19)
	17		Tulsa (11/09/19)
FREE THROW PERCENTAGE	.941	(16-17)	Tulsa (11/09/19)
	.833	(10-12)	Arkansas Tech (11/24/19)
REBOUNDS	45		Texas-Dallas (11/05/19)
	42		Tulsa (11/09/19)
ASSISTS	25		Texas-Dallas (11/05/19)
	24		Arkansas Tech (11/24/19)
STEALS	7		Texas-Dallas (11/05/19)
	6		at Nevada (11/12/19)
BLOCKED SHOTS	6		Texas-Dallas (11/05/19)
	5		at Gonzaga (11/19/19)
	5		Tulsa (11/09/19)
TURNOVERS	14		at Nevada (11/12/19)
	11		Arkansas Tech (11/24/19)
FOULS	25		at Nevada (11/12/19)
	20		at Gonzaga (11/19/19)

UTA GAME LOGS

POINTS	47		at Oregon (11/17/19)
	66		at Gonzaga (11/19/19)
	73		at Nevada (11/12/19)
	73		Tulsa (11/09/19)
	84		Texas-Dallas (11/05/19)
FIELD GOALS MADE	15		at Oregon (11/17/19)
	21		at Gonzaga (11/19/19)
FIELD GOAL ATTEMPTS	53		at Gonzaga (11/19/19)
	60		Tulsa (11/09/19)
FIELD GOAL PERCENTAGE	.234	(15-64)	at Oregon (11/17/19)
	.344	(22-64)	at Nevada (11/12/19)
3 PT FG MADE	6		at Oregon (11/17/19)
	7		Arkansas Tech (11/24/19)
3 PT FG ATTEMPTS	19		Arkansas Tech (11/24/19)
	26		at Gonzaga (11/19/19)
3 PT FG PERCENTAGE	.200	(6-30)	at Oregon (11/17/19)
	.265	(9-34)	Tulsa (11/09/19)
FREE THROWS MADE	7		Texas-Dallas (11/05/19)
	10		Arkansas Tech (11/24/19)
FREE THROW ATTEMPTS	12		Arkansas Tech (11/24/19)
	14		Texas-Dallas (11/05/19)
FREE THROW PERCENTAGE	.500	(7-14)	Texas-Dallas (11/05/19)
	.667	(18-27)	at Nevada (11/12/19)
REBOUNDS	33		at Gonzaga (11/19/19)
	36		at Oregon (11/17/19)
ASSISTS	7		at Oregon (11/17/19)
	13		at Gonzaga (11/19/19)
	13		at Nevada (11/12/19)
STEALS	3		Arkansas Tech (11/24/19)
	3		at Oregon (11/17/19)
BLOCKED SHOTS	0		Arkansas Tech (11/24/19)
	2		at Oregon (11/17/19)
TURNOVERS	6		at Oregon (11/17/19)
	9		Tulsa (11/09/19)
FOULS	8		at Oregon (11/17/19)
	13		Texas-Dallas (11/05/19)

OPPONENT GAME HIGHS

POINTS	80	at Nevada (11/12/19)
	72	at Gonzaga (11/19/19)
	68	Arkansas Tech (11/24/19)
	67	at Oregon (11/17/19)
	59	Tulsa (11/09/19)
FIELD GOALS MADE	27	at Oregon (11/17/19)
	27	at Nevada (11/12/19)
FIELD GOAL ATTEMPTS	65	Texas-Dallas (11/05/19)
	64	at Gonzaga (11/19/19)
FIELD GOAL PERCENTAGE	.466 (27-58)	at Nevada (11/12/19)
	.458 (27-59)	at Oregon (11/17/19)
3 PT FG MADE	10	Arkansas Tech (11/24/19)
	10	at Nevada (11/12/19)
3 PT FG ATTEMPTS	31	Arkansas Tech (11/24/19)
	22	at Gonzaga (11/19/19)
	22	Tulsa (11/09/19)
	22	Texas-Dallas (11/05/19)
3 PT FG PERCENTAGE	.476 (10-21)	at Nevada (11/12/19)
	.400 (8-20)	at Oregon (11/17/19)
FREE THROWS MADE	17	at Gonzaga (11/19/19)
	16	at Nevada (11/12/19)
	16	Tulsa (11/09/19)
FREE THROW ATTEMPTS	30	at Gonzaga (11/19/19)
	30	at Nevada (11/12/19)
FREE THROW PERCENTAGE	.933 (14-15)	Arkansas Tech (11/24/19)
	.696 (16-23)	Tulsa (11/09/19)
REBOUNDS	46	at Oregon (11/17/19)
	45	at Gonzaga (11/19/19)
ASSISTS	18	at Nevada (11/12/19)
	11	Arkansas Tech (11/24/19)
STEALS	7	at Gonzaga (11/19/19)
	5	at Nevada (11/12/19)
BLOCKED SHOTS	6	at Nevada (11/12/19)
	5	at Oregon (11/17/19)
TURNOVERS	16	Arkansas Tech (11/24/19)
	16	at Nevada (11/12/19)
FOULS	21	at Nevada (11/12/19)
	18	Tulsa (11/09/19)

OPPONENT GAME LOGS

POINTS	50		Texas-Dallas (11/05/19)
	59		Tulsa (11/09/19)
	67		at Oregon (11/17/19)
	68		Arkansas Tech (11/24/19)
	72		at Gonzaga (11/19/19)
FIELD GOALS MADE	19		Tulsa (11/09/19)
	20		Texas-Dallas (11/05/19)
FIELD GOAL ATTEMPTS	58		Arkansas Tech (11/24/19)
	58		at Nevada (11/12/19)
FIELD GOAL PERCENTAGE	.306	(19-62)	Tulsa (11/09/19)
	.308	(20-65)	Texas-Dallas (11/05/19)
3 PT FG MADE	5		at Gonzaga (11/19/19)
	5		Tulsa (11/09/19)
3 PT FG ATTEMPTS	20		at Oregon (11/17/19)
	21		at Nevada (11/12/19)
3 PT FG PERCENTAGE	.227	(5-22)	at Gonzaga (11/19/19)
	.227	(5-22)	Tulsa (11/09/19)
FREE THROWS MADE	4		Texas-Dallas (11/05/19)
	5		at Oregon (11/17/19)
FREE THROW ATTEMPTS	8		at Oregon (11/17/19)
	9		Texas-Dallas (11/05/19)
FREE THROW PERCENTAGE	.444	(4-9)	Texas-Dallas (11/05/19)
	.533	(16-30)	at Nevada (11/12/19)
REBOUNDS	30		Arkansas Tech (11/24/19)
	39		Texas-Dallas (11/05/19)
ASSISTS	8		Texas-Dallas (11/05/19)
	9		Tulsa (11/09/19)
STEALS	1		Tulsa (11/09/19)
	3		Arkansas Tech (11/24/19)
BLOCKED SHOTS	0		Texas-Dallas (11/05/19)
	1		at Gonzaga (11/19/19)
TURNOVERS	6		at Gonzaga (11/19/19)
	10		at Oregon (11/17/19)
	10		Tulsa (11/09/19)
FOULS	11		Texas-Dallas (11/05/19)
	13		at Gonzaga (11/19/19)

UTA PLAYER GAME HIGHS

POINTS	23 19 17 16 16 16	Jabari Narcis - Arkansas Tech (11/24/19) TiAndre Jackson-Young - Texas-Dallas (11/05/19) Jordan Phillips - Texas-Dallas (11/05/19) David Azore - Arkansas Tech (11/24/19) Jabari Narcis - at Gonzaga (11/19/19) Jabari Narcis - Tulsa (11/09/19)
FIELD GOALS MADE	8 7 7	Jabari Narcis - Arkansas Tech (11/24/19) Brian Warren - Arkansas Tech (11/24/19) TiAndre Jackson-Young - Texas-Dallas (11/05/19)
FIELD GOAL ATTEMPTS	17 13	Brian Warren - at Gonzaga (11/19/19) Brian Warren - Arkansas Tech (11/24/19)
FIELD GOAL PERCENTAGE (min 5 made)	1.000 .700	(5-5) Jabari Narcis - at Gonzaga (11/19/19) (7-10) TiAndre Jackson-Young - Texas-Dallas (11/05/19)
3 PT FG MADE	5 5 5	Jabari Narcis - Arkansas Tech (11/24/19) Jabari Narcis - at Gonzaga (11/19/19) TiAndre Jackson-Young - Texas-Dallas (11/05/19)
3 PT FG ATTEMPTS	8 8 8	Jabari Narcis - Arkansas Tech (11/24/19) Brian Warren - at Nevada (11/12/19) TiAndre Jackson-Young - Texas-Dallas (11/05/19)
3 PT FG PERCENTAGE (min 2 made)	1.000 1.000	(5-5) Jabari Narcis - at Gonzaga (11/19/19) (2-2) Radshad Davis - Texas-Dallas (11/05/19)
FREE THROWS MADE	7 7	David Azore - Arkansas Tech (11/24/19) David Azore - at Nevada (11/12/19)
FREE THROW ATTEMPTS	9 8 8	Jordan Phillips - Texas-Dallas (11/05/19) David Azore - Arkansas Tech (11/24/19) David Azore - at Nevada (11/12/19)
FREE THROW PERCENTAGE (min 3 made)	1.000 1.000 1.000	(6-6) Brian Warren - Tulsa (11/09/19) (4-4) Brian Warren - at Gonzaga (11/19/19) (4-4) David Azore - Tulsa (11/09/19)
REBOUNDS	11 10 10	Jabari Narcis - Arkansas Tech (11/24/19) Radshad Davis - at Nevada (11/12/19) Jabari Narcis - Tulsa (11/09/19)
ASSISTS	12 7	Brian Warren - Arkansas Tech (11/24/19) Brian Warren - Texas-Dallas (11/05/19)
STEALS	2 2 2	Brian Warren - at Gonzaga (11/19/19) David Azore - at Nevada (11/12/19) David Azore - Tulsa (11/09/19)
BLOCKED SHOTS	3 3 3	Jabari Narcis - at Gonzaga (11/19/19) Jabari Narcis - Tulsa (11/09/19) TiAndre Jackson-Young - Texas-Dallas (11/05/19)
TURNOVERS	5 3 3 3 3	David Azore - Arkansas Tech (11/24/19) Ayoub Nouhi - Arkansas Tech (11/24/19) David Azore - at Nevada (11/12/19) Radshad Davis - at Nevada (11/12/19) David Azore - Tulsa (11/09/19)
FOULS	5 5	Patrick Mwamba - at Nevada (11/12/19) Radshad Davis - at Nevada (11/12/19)

OPPONENT PLAYER GAME HIGHS

POINTS	24		Payton Pritchard - at Oregon (11/17/19)
	24		Jalen Harris - at Nevada (11/12/19)
	19		Dillon Gooding - Arkansas Tech (11/24/19)
	19		Ryan Woolridge - at Gonzaga (11/19/19)
	19		Reggie Jones - Tulsa (11/09/19)
FIELD GOALS MADE	10		Payton Pritchard - at Oregon (11/17/19)
	7		Ryan Woolridge - at Gonzaga (11/19/19)
FIELD GOAL ATTEMPTS	18		Jalen Harris - at Nevada (11/12/19)
	16		Payton Pritchard - at Oregon (11/17/19)
FIELD GOAL PERCENTAGE (min 5 made)	.750	(6-8)	Nisré Zouzoua - at Nevada (11/12/19)
	.625	(10-16)	Payton Pritchard - at Oregon (11/17/19)
3 PT FG MADE	3		Devante Foster - Arkansas Tech (11/24/19)
	3		Ryan Woolridge - at Gonzaga (11/19/19)
	3		Nisré Zouzoua - at Nevada (11/12/19)
	3		Jazz Johnson - at Nevada (11/12/19)
	3		Reggie Jones - Tulsa (11/09/19)
3 PT FG ATTEMPTS	7		Devante Foster - Arkansas Tech (11/24/19)
	7		R.J. Glasper - Arkansas Tech (11/24/19)
	7		Ryan Woolridge - at Gonzaga (11/19/19)
	7		Lawson Korita - Tulsa (11/09/19)
3 PT FG PERCENTAGE (min 2 made)	.667	(2-3)	Kavin Ezekwe - Texas-Dallas (11/05/19)
	.600	(3-5)	Nisré Zouzoua - at Nevada (11/12/19)
	.600	(3-5)	Reggie Jones - Tulsa (11/09/19)
FREE THROWS MADE	11		Jalen Harris - at Nevada (11/12/19)
	7		Admon Gilder - at Gonzaga (11/19/19)
FREE THROW ATTEMPTS	14		Jalen Harris - at Nevada (11/12/19)
	11		Admon Gilder - at Gonzaga (11/19/19)
FREE THROW PERCENTAGE (min 3 made)	1.000	(5-5)	Dillon Gooding - Arkansas Tech (11/24/19)
	1.000	(4-4)	Darien Jackson - Tulsa (11/09/19)
	1.000	(3-3)	Jeriah Horne - Tulsa (11/09/19)
REBOUNDS	10		Drew Timme - at Gonzaga (11/19/19)
	9		Ryan Woolridge - at Gonzaga (11/19/19)
	9		Jalen Harris - at Nevada (11/12/19)
ASSISTS	5		Dillon Gooding - Arkansas Tech (11/24/19)
	5		Admon Gilder - at Gonzaga (11/19/19)
STEALS	3		Lindsey Drew - at Nevada (11/12/19)
	2		Admon Gilder - at Gonzaga (11/19/19)
	2		Joel Ayayi - at Gonzaga (11/19/19)
	2		Anton Watson - at Gonzaga (11/19/19)
	2		Jalen Harris - at Nevada (11/12/19)
	2		Kelden Pruitt - Texas-Dallas (11/05/19)
BLOCKED SHOTS	2		Devante Foster - Arkansas Tech (11/24/19)
	2		Chandler Lawson - at Oregon (11/17/19)
	2		Lindsey Drew - at Nevada (11/12/19)
	2		John Carlos Reyes - at Nevada (11/12/19)
	2		K.J. Hymes - at Nevada (11/12/19)
TURNOVERS	4		Lindsey Drew - at Nevada (11/12/19)
	4		Jalen Weber - Texas-Dallas (11/05/19)
FOULS	5		Brandon Rachal - Tulsa (11/09/19)
	4		R.J. Glasper - Arkansas Tech (11/24/19)
	4		Corey Kispert - at Gonzaga (11/19/19)
	4		Will Richardson - at Oregon (11/17/19)
	4		John Carlos Reyes - at Nevada (11/12/19)
	4		Kane Milling - at Nevada (11/12/19)
	4		Reggie Jones - Tulsa (11/09/19)

SINGLE-GAME INDIVIDUAL PROGRAM RECORDS

POINTS

Pts	Player	Opponent	Date
1. 44	Dink Ford	Texas Wesleyan	Dec. 29, 1964
2. 43	Steven Barber	at UTSA	Jan. 24, 2002
3. 41	Larry Moore	Centenary	Jan. 18, 1973
4. 39	Willie Brand	Prairie View A&M	Dec. 2, 1989
39	Jerry Janek	Texas Wesleyan	Dec. 29, 1962
6. 38	Erick Neal	Appalachian State	Feb. 1, 2018
38	Marquez Haynes	UTSA	Jan. 16, 2010
38	Steven Barber	Wichita State	Nov. 28, 2001
38	Mike Nau	Lamar	Feb. 14, 1967
10. 37	Erick Neal	Appalachian State	Mar. 9, 2018
37	Reger Dowell	Western Kentucky	Mar. 1, 2014
37	Leonard Wilson	ULM	Mar. 6, 1993
37	Eric Gore	North Texas	Feb. 25, 1991
37	Bruce Tibbetts	at McMurry	Jan. 30, 1965
15. 36	Marquez Haynes	vs. Texas A&M-Corpus Christi	Mar. 12, 2009
36	Keith Greene	McNeese State	Feb. 17, 2000
36	Sam Norton	at ULM	Mar. 5, 1984
36	Sam Norton	at Oral Roberts	Jan. 3, 1984
36	Eddie Stallings	Trinity	Feb. 1, 1969
36	Dink Ford	at Texas Wesleyan	Jan. 2, 1965
36	Bruce Tibbetts	at Texas Wesleyan	Jan. 2, 1965
36	John Reglin	at Texas Wesleyan	Jan. 25, 1964
23. 35	Erick Neal	at ULM	Feb. 15, 2018
35	Reger Dowell	Howard Payne	Nov. 13, 2014
35	Bobby Kenyon	Northwestern State	Feb. 27, 1992
35	Willie Brand	at Northwestern State	Feb. 16, 1991
35	Freddie Anderson	at North Texas	Jan. 14, 1976
35	Kenny Jenkins	at Denver	Jan. 10, 1976
35	Eddie Stallings	West Texas A&M	Jan. 2, 1969
35	Noel Roberts	Trinity	Jan. 5, 1963

FIELD GOALS MADE

FG	Player	Opponent	Date
1. 20	Larry Moore	Centenary	Jan. 18, 1973
2. 16	Cal Tate	Texas Wesleyan	Feb. 15, 1978
16	Ronnie Marsh	at Abilene Christian	Jan. 22, 1973
16	Mike Nau	Lamar	Feb. 14, 1967
16	Noel Roberts	Trinity	Dec. 28, 1962
6. 15	Robert Taylor	Texas Wesleyan	Dec. 17, 1996
15	Bobby Kenyon	Huston-Tillotson	Nov. 29, 1990
15	Sam Norton	ULM	Feb. 25, 1984
15	Sam Norton	at Arkansas State	Jan. 28, 1984
15	Eddie Stallings	Trinity	Feb. 1, 1969
15	Bruce Tibbetts	at McMurry	Jan. 30, 1965
12. 14	Sam Norton	at Oral Roberts	Jan. 3, 1984
14	Cal Tate	Texas Wesleyan	Feb. 15, 1978
14	Freeman Sparks	at McNeese State	Feb. 23, 1976
14	Freddie Anderson	at Louisiana Tech	Feb. 2, 1976
14	Freddie Anderson	at North Texas	Jan. 14, 1976
14	Kenny Jenkins	at Denver	Jan. 10, 1976
14	David Payne	Houston	Feb. 26, 1970
14	Sherman Evans	Tennessee Tech	Dec. 15, 1968
14	Dink Ford	vs. Texas Wesleyan	Dec. 12, 1964

FIELD GOAL ATTEMPTS

FGA	Player	Opponent	Date
1. 30	Mike Nau	Texas Wesleyan	Dec. 4, 1965
30	Noel Roberts	Trinity	Jan. 5, 1963
3. 29	Miles Robertson	Pepperdine	Dec. 9, 1977
29	Larry Moore	Centenary	Jan. 18, 1973
29	Sherman Evans	at Lamar	Feb. 16, 1970
6. 28	Eric Gore	University of Dallas	Dec. 8, 1990
28	Freddie Anderson	at Louisiana Tech	Feb. 2, 1976
8. 27	Marquez Haynes	North Texas	Nov. 18, 2009
27	Steven Barber	at Wichita State	Nov. 28, 2001
27	Robert Taylor	Texas Wesleyan	Dec. 17, 1996
27	Willie Brand	Sam Houston State	Jan. 11, 1990
27	Willie Brand	UTSA	Nov. 28, 1988
27	Sam Norton	at Oral Roberts	Jan. 3, 1984
14. 26	Cal Tate	Texas Wesleyan	Feb. 15, 1978
26	Ronnie Marsh	at Centenary	Feb. 5, 1973
26	Sherman Evans	Tennessee Tech	Dec. 15, 1969
26	Mike Nau	Lamar	Feb. 14, 1967

FIELD GOAL PERCENTAGE (Min. 5 Made)

Pct. (FG-A)	Player	Opponent	Date
1. 1.000 (10-10)	Jermaine Griffin	at Lamar	Feb. 14, 2008
1.000 (10-10)	Ike Mitchell	at Lamar	Jan. 18, 1986
1.000 (10-10)	Albert Culton	vs. Valpariso	Jan. 10, 1981
1.000 (9-9)	Erick Neal	at Rice	Nov. 29, 2015
1.000 (9-9)	Roger Shute	at TAMU-Kingsville	Jan. 19, 1976
1.000 (7-7)	Jorge Bilbao	at Louisiana	Feb. 7, 2015
1.000 (7-7)	Jermaine Griffin	UT Tyler	Nov. 11, 2006
1.000 (7-7)	Steven Thomas	at New Mexico State	Nov. 26, 2004
1.000 (6-6)	Andres Ibarguen	vs. Georgia Southern	Mar. 16, 2019
1.000 (6-6)	Johnny Hamilton	Rice	Nov. 29, 2017
1.000 (6-6)	Jordan Reves	Houston Baptist	Jan. 5, 2011
1.000 (6-6)	Keith Howell	UT Permian Basin	Dec. 5, 2003
1.000 (6-6)	Donald Harris	at Baylor	Nov. 21, 2001
1.000 (5-5)	Link Kabadyundi	at Alabama	Nov. 21, 2017
1.000 (5-5)	Kennedy Eubanks	at Georgia Southern	Feb. 4, 2016
1.000 (5-5)	Anthony Walker	at South Alabama	Mar. 8, 2014
1.000 (5-5)	Anthony Walker	at Oklahoma	Dec. 17, 2013
1.000 (5-5)	Vincent Dillard	Samford	Nov. 12, 2013
1.000 (5-5)	Brandon Edwards	Central Arkansas	Feb. 7, 2011
1.000 (5-5)	Anthony Vereen	vs. Schreiner	Nov. 26, 2007
1.000 (5-5)	Jermaine Griffin	vs. UC Riverside	Nov. 12, 2007
1.000 (5-5)	Jermaine Griffin	San Diego	Dec. 4, 2004
1.000 (5-5)	Bill Washington	at Arkansas State	Dec. 6, 1997
1.000 (5-5)	Jesse Kemp	Lamar	Jan. 22, 1976

3-POINTERS MADE

No.	Player	Opponent	Date
1. 9	Erick Neal	at ULM	Feb. 15, 2018
9	Willie Brand	Northwestern State	Feb. 14, 1991
3. 8	Eric Gore	at Charleston Southern	Dec. 28, 1991
4. 7	Erick Neal	Georgia State	Feb. 24, 2018
7	Kevin Hervey	at Louisiana	Mar. 4, 2017
7	Jamel Outler	vs Houston Baptist	Nov. 22, 2014
7	Kevin Butler	at Idaho	Feb. 14, 2013
7	LaMarcus Reed III	at A&M-Corpus Christi	Mar. 2, 2011
7	Roge'r Guignard	at UTSA	Feb. 20, 2008
7	Roge'r Guignard	vs. Hardin-Simmons	Dec. 29, 2007
7	Brady Dawkins	at Nicholls	Feb. 23, 2006
7	Jabari Johnson	at ULM	Mar. 1, 2001
7	Jabari Johnson	McNeese State	Jan. 27, 2000
7	Ronald Smith	McNeese State	Feb. 13, 1993
7	Ronald Smith	Stephen F. Austin	Jan. 23, 1993
7	Darrell Harmon	UTSA	Jan. 2, 1992
7	Glover Cody	McNeese State	Feb. 21, 1991
7	Rodrick Ford	UT Pan American	Dec. 19, 1988
7	Rodrick Ford	at UT Pan American	Dec. 19, 1987

3-POINT ATTEMPTS

No.	Player	Opponent	Date
1. 17	Roge'r Guignard	at UTSA	Feb. 20, 2008
2. 16	Roge'r Guignard	at Texas Southern	Dec. 20, 2006
16	Robert Mays	Nicholls	Dec. 3, 1990
4. 15	Erick Neal	at South Alabama	Jan. 16, 2016
15	Reger Dowell	at Georgia State	Feb. 1, 2014
15	Jabari Johnson	McNeese State	Jan. 27, 2000
15	Leonard Wilson	at Northwestern State	Feb. 1, 1992
15	Bobby Kenyon	McNeese State	Feb. 21, 1991
15	Ronnie Pruitt	McNeese State	Feb. 21, 1991
10. 14	Erick Neal	at Georgia State	Jan. 25, 2018
14	Reger Dowell	Troy	Jan. 23, 2014
14	Ronald Smith	Stephen F. Austin	Jan. 23, 1993
14	Eric Gore	at Stephen F. Austin	Jan. 11, 1992
14	Eric Gore	at Charleston Southern	Dec. 28, 1991
14	Robert Mays	at New Mexico	Nov. 23, 1990
16. 13	Edric Dennis	at Coastal Carolina	Jan. 12, 2019
13	Kevin Hervey	Georgia State	Feb. 24, 2018
13	Brandon Long	at Houston Baptist	Nov. 29, 2008
13	Brandon Long	at Texas Southern	Dec. 20, 2006
13	Steven Barber	McNeese State	Jan. 27, 2000
13	Anthony Durham	McNeese State	Jan. 30, 1997
13	Willie Brand	Sam Houston State	Jan. 11, 1990
13	Willie Brand	UTSA	Nov. 28, 1988

3-POINT PERCENTAGE (Min. 5 Made)

Pct. (FG-A)	Player	Opponent	Date
1. 1.000 (7-7)	Kevin Butler	at Idaho	Feb. 14, 2013
1.000 (5-5)	Jabari Narcis	at #8 Gonzaga	Nov. 19, 2019
1.000 (5-5)	Scott Cross	UTSA	Feb. 14, 1998



SINGLE-GAME INDIVIDUAL PROGRAM RECORDS

FREE THROWS MADE

No.	Player	Opponent	Date
1. 20	Paul Renfro	Louisiana	Feb. 19, 1979
2. 19	Eddie Stallings	West Texas A&M	Jan. 2, 1969
3. 18	Dink Ford	TAMU-Commerce	Dec. 12, 1964
4. 17	Jerry Janek	Texas Wesleyan	Dec. 29, 1962
5. 16	Steven Thomas	San Diego	Dec. 4, 2004
16	Steven Thomas	at UTSA	Jan. 10, 2004
16	Dink Ford	vs. Texas Wesleyan	Dec. 29, 1964
16	Jerry Janek	vs. Texas Wesleyan	Dec. 29, 1962
9. 15	Edric Dennis	vs. Little Rock	Jan. 19, 2019
15	Reger Dowell	Western Kentucky	Mar. 1, 2014
15	Paul Renfro	McNeese State	Feb. 3, 1979
15	Harvey Harris	Lamar	Dec. 18, 1962
13. 14	Scott Cross	Air Force	Dec. 22, 1997
14	Eddie Stallings	at Texas Tech	Jan. 20, 1968
14	Dink Ford	Angelo State	Feb. 8, 1966
14	Jay Hawley	vs. Texas Wesleyan	Dec. 29, 1960
14	LaMarcus Reed	at UTSA	Mar. 3, 2012

FREE THROW ATTEMPTS

No.	Player	Opponent	Date
1. 22	Eddie Stallings	West Texas A&M	Jan. 18, 1969
22	Steven Thomas	ULM	Jan. 22, 2005
3. 21	Jerry Janek	Texas Wesleyan	Dec. 29, 1962
4. 20	Glover Cody	at Georgia State	Dec. 15, 1990
20	Paul Renfro	Louisiana	Feb. 19, 1979
6. 19	Bruce Tibbetts	Austin College	Dec. 10, 1964
7. 18	Reger Dowell	Western Kentucky	Mar. 1, 2014
18	Steven Thomas	Northwestern State	Jan. 12, 2005
18	Steven Barber	at Sam Houston State	March 6, 2001
18	Dink Ford	vs. Texas Wesleyan	Dec. 29, 1964

FREE THROW PERCENTAGE (Min. 10 Att.)

Pct. (FG-A)	Player	Opponent	Date
1. 1.000 (20-20)	Paul Renfro	at Louisiana	Feb. 19, 1979
1.000 (13-13)	Eddie Stallings	at Houston	Feb. 22, 1968
1.000 (12-12)	Jordan Reves	at McNeese State	Feb. 22, 2012
1.000 (12-12)	Derrick Obasohan	at Nicholls	Feb. 28, 2004
1.000 (12-12)	Brian Myers	at Northwestern State	Feb. 22, 1996
1.000 (12-12)	Paul Renfro	McNeese State	Jan. 28, 1980
1.000 (11-11)	Brandon Edwards	at South Alabama	Mar. 8, 2014
1.000 (11-11)	Rodrick Epps	at Texas State	Feb. 3, 2007
1.000 (11-11)	Keith Howell	at Northwestern State	Jan. 30, 2003
1.000 (11-11)	Melvin Polk	at TCU	Dec. 1, 1979
1.000 (11-11)	Paul Renfro	at Wichita State	Dec. 8, 1978
1.000 (11-11)	Mike Nau	vs. Austin College	Dec. 29, 1965
1.000 (10-10)	Rodrick Epps	at AMCC	Feb. 19, 2007
1.000 (10-10)	Reggie Brown	North Texas	Feb. 3, 1996
1.000 (10-10)	Keith Cornett	at Northwestern State	Feb. 4, 1995
1.000 (10-10)	Ricky Leggett	at Baylor	Dec. 16, 1980
1.000 (10-10)	Melvin Polk	at Baylor	Dec. 16, 1980

REBOUNDS

No.	Player	Opponent	Date
1. 24	Albert Culton	vs. Northeastern	Jan. 9, 1981
2. 23	Bruce Tibbetts	Austin College	Dec. 10, 1964
23	Jerry Janek	vs. Texas Wesleyan	Dec. 29, 1962
4. 22	Jermaine Griffin	UT Permian Basin	Dec. 1, 2005
5. 21	Mike Nau	Texas Wesleyan	Dec. 4, 1965
21	Mike Nau	Austin College	Dec. 13, 1966
21	Bruce Tibbetts	at McMurry	Jan. 30, 1965
8. 20	Sam Norton	McNeese State	Feb. 11, 1984
20	Mike Nau	Lamar	Feb. 14, 1967
20	Sherman Evans	at Samford	Dec. 18, 1971
11. 19	Brandon Edwards	at Troy	Mar. 6, 2014
19	Johnny McDowell	Sam Houston State	Jan. 21, 1993
19	Donny Beachum	UT Pan American	Jan. 21, 2004
19	John Reglin	Lamar	Feb. 14, 1967
19	John Reglin	Lamar	Jan. 8, 1966
19	Sam Norton	ULM	Feb. 2, 1984
19	Sherman Evans	Arkansas	Dec. 13, 1970

OFFENSIVE REBOUNDS (Since 1983-84)

No.	Player	Opponent	Date
1. 12	Johnny McDowell	UTSA	Jan. 2, 1992
12	Sam Norton	McNeese State	Feb. 11, 1984
3. 11	Eric Gore	University of Dallas	Dec. 8, 1990
11	Sam Norton	Louisiana Tech	Mar. 1, 1984
11	Sam Norton	at Oral Roberts	Jan. 3, 1984
6. 10	Eric Gore	at ULM	Feb. 16, 1991
10	Michael Beasley	Morehead State	Jan. 3, 1989
8. 9	Johnny Hamilton	vs. Georgia State	Mar. 1, 2018
9	Bill Washington	at Northwestern State	Feb. 18, 1999
9	Bill Washington	at UTSA	Jan. 10, 1998
9	Robert Taylor	Texas Wesleyan	Dec. 17, 1996
9	Johnny McDowell	Sul Ross State	Dec. 4, 1992
9	Johnny McDowell	at Northwestern State	Feb. 1, 1992
9	Leonard Wilson	Nicholls	Dec. 3, 1990
9	Bill Nygard	Huston-Tillotson	Nov. 29, 1990

DEFENSIVE REBOUNDS (Since 1983-84)

No.	Player	Opponent	Date
1. 14	Jermaine Griffin	UT Permian Basin	Dec. 1, 2005
14	Robert Taylor	ULM	Feb. 27, 1997
14	Sam Norton	North Texas	Feb. 9, 1984
14	Sam Norton	ULM	Feb. 2, 1984
5. 13	David Azore	at Texas State	Feb. 2, 2019
13	Kevin Hervey	at UTRGV	Dec. 16, 2018
13	Kevin Hervey	South Alabama	Feb. 25, 2017
13	Mack Callier	at Sam Houston State	Feb. 17, 2003
13	David Allen	North Texas	Jan. 14, 1989
10. 12	Kevin Hervey	Appalachian State	Feb. 1, 2018
12	Kevin Hervey	at Loyola Marymount	Dec. 22, 2016
12	Larry Posey	UTSA	Feb. 15, 2007
12	Steven Thomas	at Stephen F. Austin	Jan. 26, 2006
12	Anthony Durham	Northwestern State	Mar. 1, 1997
12	Bill Washington	Jarvis Christian	Dec. 2, 1996
12	Johnny McDowell	Sam Houston State	Jan. 21, 1993
12	Johnny McDowell	at Nicholls	Jan. 16, 1993
12	Johnny McDowell	vs. Gonzaga	Dec. 11, 1992
19. 11	David Azore	at Appalachian State	Jan. 10, 2019
11	Johnny Hamilton	at Northern Iowa	Dec. 7, 2017
11	Kevin Hervey	at Grand Canyon	Nov. 20, 2014
11	Brandon Edwards	vs. ULM	Mar. 13, 2014
11	Brandon Edwards	at Troy	Mar. 6, 2014
11	Brandon Edwards	Samford	Nov. 12, 2013
11	LaMarcus Reed III	vs. Southeastern La	Feb. 19, 2011
11	Steven Thomas	SE Louisiana	Jan. 19, 2006
11	Steven Thomas	at South Florida	Dec. 29, 2004
11	Mack Callier	at Sam Houston State	Mar. 6, 2001
11	Mack Callier	Texas State	Feb. 12, 2001
11	Brian Myers	TAMU-Commerce	Dec. 11, 1993

ASSISTS

No.	Player	Opponent	Date
1. 17	Jermaine Johnson	at Sam Houston State	Dec. 28, 1998
2. 16	Sean Miller	at Northwestern State	Feb. 19, 1994
3. 15	Erick Neal	at Niagara	Nov. 25, 2017
15	Glover Cody	North Texas	Feb. 15, 1992
15	Glover Cody	at Northwestern State	Feb. 14, 1991
15	Glover Cody	at Sam Houston State	Jan. 25, 1991
6. 13	Erick Neal	UT Dallas	Nov. 27, 2017
13	Erick Neal	at BYU	Mar. 15, 2017
13	Erick Neal	Louisiana	Jan. 23, 2017
13	Erick Neal	UT Dallas	Dec. 5, 2016
13	Glover Cody	at Iowa State	Dec. 10, 1991
13	Glover Cody	vs. Army	Nov. 24, 1990
13	Ronnell Peters	at ULM	Feb. 25, 1984
13	Ricky Leggett	at Denver	Dec. 12, 1978
13	Jesse Kemp	McNeese State	Feb. 28, 1977
13	David Payne	at UT Pan American	Jan. 18, 1971
13	David Payne	at Texas Wesleyan	Dec. 16, 1969



SINGLE-GAME INDIVIDUAL PROGRAM RECORDS

BLOCKED SHOTS

No.	Player	Opponent	Date
1. 9	Paul Renfro	Texas Wesleyan	Jan. 18, 1980
2. 8	Miles Robertson	Louisiana Tech	Mar. 1, 1979
3. 7	Johnny Hamilton	at Georgia State	Jan. 25, 2018
4. 6	Johnny Hamilton	Georgia Southern	Feb. 22, 2018
6	Brandon Williams	vs Howard Payne	Dec. 20, 2014
6	Jordan Reves	at San Jose State	Jan. 28, 2013
6	Jordan Reves	vs. Louisiana Tech	Jan. 5, 2013
6	Jermaine Griffin	at Western Illinois	Dec. 4, 2006
6	Miles Robertson	St. Edward's	Nov. 26, 1977
6	Trey Parker	Sam Houston State	Jan. 30, 2008
11. 5	Brandon Edwards	ULM	Jan. 9, 2014
5	Jermaine Griffin	at Texas State	Feb. 3, 2007
5	Jermaine Griffin	UT Tyler	Nov. 11, 2006
5	Roy Johnson	at Northwestern State	Feb. 26, 2004
5	Jermaine Johnson	at UTSA	Jan. 7, 1999
5	Johnny McDowell	McNeese State	Jan. 25, 1992
5	Ralph McPherson	Arkansas State	Feb. 16, 1981
5	Albert Culton	McNeese State	Feb. 7, 1981

STEALS

No.	Player	Opponent	Date
1. 8	Bill Washington	McNeese State	Jan. 27, 2000
8	Leonard Wilson	Nicholls	Dec. 3, 1990
3. 7	Bill Washington	Stephen F. Austin	Feb. 11, 1999
7	Bill Washington	McMurry	Nov. 24, 1998
7	Glover Cody	at North Texas	Feb. 28, 1991
7	Rodrick Ford	US International	Feb. 5, 1987
7	Rodrick Ford	at Stephen F. Austin	Jan. 16, 1987
7	Ronnell Peters	Arkansas State	Feb. 1, 1986

TURNOVERS

No.	Player	Opponent	Date
1. 12	Ricky Leggett	at Lamar	Mar. 4, 1978
2. 11	Erick Neal	at Georgia Southern	Jan. 27, 2018
11	Johnny Hill	at Georgia State	Jan. 15, 2015
11	Ronnie Marsh	at Hardin-Simmons	Feb. 2, 1974
5. 10	Lonnie McClanahan	at Texas State	Jan. 18, 2014
10	Josh Daniel	ULM	Mar. 7, 2003
10	Miles Robertson	at Lamar	Feb. 10, 1979
10	Ricky Leggett	at Baylor	Dec. 16, 1980
10	Greg Stuckey	at Lamar	Feb. 24, 1977

MINUTES PLAYED (Since 1973-74)

No.	Player	Opponent	Date
1. 50	Jermaine Johnson	at Sam Houston State	Dec. 28, 1998
2. 49	Keith Howell	ULM	Mar. 7, 2003
49	Donald Harris	at Sam Houston State	Dec. 28, 1998
4. 47	Rickey Leggett	McNeese State	Jan. 28, 1980
47	Jeffrey Stewart	McNeese State	Jan. 28, 1980
47	Miles Robertson	at Pepperdine	Dec. 9, 1977
47	Cal Tate	at Pepperdine	Dec. 9, 1977
8. 46	Rodrick Epps	at TCU	Nov. 18, 2006
46	Larry Posey	at TCU	Nov. 18, 2006
46	Donald Harris	at Stephen F. Austin	Feb. 6, 1999
46	Bill Washington	at Stephen F. Austin	Feb. 6, 1999
12. 45	Jarrett Howell	at Sam Houston State	Mar. 7, 2006
45	Josh Daniel	ULM	Mar. 7, 2003
45	Keith Greene	at Stephen F. Austin	Feb. 6, 1999
45	Reggie Brown	Sam Houston State	Feb. 13, 1997
45	Doug Gann	vs. UNC Wilmington	Dec. 30, 1989
45	Danny Johnson	Texas Southern	Jan. 13, 1983
45	Ronny Newton	Louisiana Tech	Feb. 21, 1977
45	Greg Stuckey	Louisiana Tech	Feb. 21, 1977
45	Jesse Kemp	Louisiana Tech	Feb. 21, 1977
45	Darnell Johnson	Louisiana Tech	Feb. 21, 1977
45	Jesse Kemp	North Texas	Jan. 12, 1977



SINGLE-GAME TEAM PROGRAM RECORDS

POINTS

Total (Score)	Opponent	Date
1. 154 (154-85)	Huston-Tillotson	Nov. 29, 1990
2. 149 (149-86)	University of Dallas	Dec. 8, 1990
3. 138 (138-135, 3OT)	Lamar	Feb. 14, 1966
4. 130 (130-64)	Huston-Tillotson	Nov. 28, 1991
5. 126 (126-73)	Texas Wesleyan	Dec. 7, 1981
6. 124 (124-123, 3OT)	at Sam Houston State	Dec. 28, 1998
7. 121 (121-61)	Schreiner	Dec. 3, 1992
8. 118 (118-84)	at Texas State	Feb. 9, 1991
9. 117 (117-115)	Nicholls	Dec. 3, 1990
10. 116 (116-87)	St. Edward's	Nov. 26, 1977
11. 115 (115-109)	North Texas	Feb. 25, 1991
115 (115-100)	Texas Wesleyan	Jan. 2, 1965
13. 114 (114-78)	Texas Wesleyan	Dec. 17, 1968
14. 113 (113-81)	vs. San Francisco	Nov. 29, 1991
113 (113-104)	at Georgia State	Dec. 15, 1990
113 (113-85)	SE Louisiana	Dec. 1, 1990
113 (113-109, OT)	at Texas Wesleyan	Jan. 30, 1968
18. 111 (111-64)	Howard Payne	Nov. 13, 2013
111 (111-77)	McNeese State	Feb. 7, 1981
111 (111-92)	Abilene Christian	Jan. 31, 1970
111 (111-120)	Lamar	Feb. 6, 1968
22. 110 (110-103)	at Texas State	Feb. 3, 2007
110 (110-85)	Georgia State	Dec. 7, 1991
110 (110-92)	Texas Wesleyan	Jan. 8, 1987
110 (110-116)	at Sam Houston State	Dec. 11, 1967
110 (110-93)	Texas Wesleyan	Dec. 3, 1964
27. 109 (109-96)	Hardin-Simmons	Dec. 11, 1978
28. 108 (108-71)	Louisiana	Jan. 23, 2017
108 (108-84)	at Nicholls	Jan. 2, 1991
108 (108-103)	UT Pan American	Feb. 26, 1968
108 (108-116)	Angelo State	Dec. 21, 1967
108 (108-95)	Trinity	Jan. 10, 1966
33. 107 (107-65)	Texas A&M-Kingsville	Nov. 29, 1982
34. 106 (106-76)	Tarleton State	Nov. 29, 1986
106 (106-116)	at Drake	Dec. 22, 1979
106 (106-72)	Abilene Christian	Feb. 19, 1973
37. 105 (105-89)	at BYU	Mar. 15, 2017
105 (105-63)	Austin College	Jan. 30, 2007
105 (105-91)	Sul Ross State	Dec. 4, 1992
40. 104 (104-106)	Louisiana	Feb. 27, 1978
104 (104-100)	vs. Texas Wesleyan	Dec. 28, 1964
42. 103 (103-45)	Hardin-Simmons	Dec. 29, 2001
103 (103-88)	McNeese State	Feb. 20, 1992
103 (103-86)	Texas Wesleyan	Jan. 19, 1981
103 (103-115)	at Louisiana	Feb. 19, 1979
103 (103-70)	at Tarleton State	Feb. 1, 1966
103 (103-92)	Lamar	Feb. 27, 1965
48. 102 (102-72)	Texas Southern	Nov. 14, 2007
102 (102-108)	Denver	Dec. 12, 1977
102 (102-104, 2OT)	Texas Southern	Jan. 13, 1983
102 (102-90)	Texas Wesleyan	Dec. 4, 1965
102 (102-88)	at Texas Wesleyan	Jan. 25, 1964
53. 101 (101-85)	vs. Texas Wesleyan	Dec. 22, 2009
101 (101-123)	at Northwestern State	Feb. 19, 1994
101 (101-45)	Austin College	Dec. 3, 1991
101 (101-95)	Texas State	Jan. 12, 1991
101 (101-105, OT)	North Texas	Jan. 12, 1977
101 (101-110)	at North Texas	Jan. 14, 1976
101 (101-82)	UT Pan American	Jan. 21, 1971
101 (101-110)	Texas Wesleyan	Dec. 13, 1967
61. 100 (100-97, 2OT)	at UTSA	Jan. 17, 2009
100 (100-85)	McNeese State	Feb. 18, 1995
100 (100-97, 2OT)	TAMU-Commerce	Dec. 11, 1993
100 (100-78)	at Sam Houston State	Feb. 20, 1993
100 (100-90)	North Texas	Feb. 15, 1992
100 (100-79)	US International	Feb. 5, 1987
100 (100-87)	McNeese State	Mar. 3, 1981
100 (100-74)	Hardin-Simmons	Jan. 12, 1981
100 (100-85)	McNeese State	Feb. 3, 1979
100 (100-89)	at Angelo State	Jan. 1, 1970
100 (100-92)	West Texas A&M	Mar. 1, 1968

In A Loss

111 (111-120)	Lamar	Feb. 6, 1968
---------------	-------	--------------

POINTS IN AN OVERTIME GAME

Total (Score)	Opponent	Date
1. 138 (138-135, 3OT)	Lamar	Feb. 14, 1966
2. 124 (124-123, 3OT)	at Sam Houston State	Dec. 28, 1998
3. 118 (118-117, 4OT)	Hardin-Simmons	Dec. 11, 1971
4. 113 (113-109, OT)	at Texas Wesleyan	Jan. 30, 1968
5. 102 (102-104, 2OT)	Texas Southern	Jan. 13, 1983
6. 101 (101-105, OT)	North Texas	Jan. 12, 1977
7. 100 (100-97, 2OT)	at UTSA	Jan. 17, 2009
100 (100-97, 2OT)	Texas A&M Commerce	Dec. 11, 1993

POINTS AT HOME

Total (Score)	Opponent	Date
1. 154 (154-85)	Huston-Tillotson	Nov. 29, 1990
2. 149 (149-86)	University of Dallas	Dec. 8, 1990
3. 138 (138-135, 3OT)	Lamar	Feb. 14, 1966
4. 130 (130-64)	Huston-Tillotson	Nov. 28, 1991
5. 126 (126-73)	Texas Wesleyan	Dec. 7, 1981
6. 121 (121-61)	Schreiner	Dec. 3, 1992
7. 118 (118-117, 4OT)	Hardin-Simmons	Dec. 11, 1971
8. 117 (117-115)	Nicholls	Dec. 3, 1990
9. 116 (116-87)	St. Edward's	Nov. 26, 1977
10. 115 (115-100)	Texas Wesleyan	Jan. 2, 1965

In Conference Play

117 (117-115)	Nicholls	Dec. 3, 1990
---------------	----------	--------------

vs. Non-Conference Opponent

154 (154-85)	Huston-Tillotson	Nov. 29, 1990
--------------	------------------	---------------

POINTS ON THE ROAD

Total (Score)	Opponent	Date
1. 124 (124-123, 3OT)	at Sam Houston State	Dec. 28, 1998
2. 118 (118-84)	at Texas State	Feb. 9, 1991
3. 113 (113-104)	at Georgia State	Dec. 15, 1990
113 (113-109, OT)	at Texas Wesleyan	Jan. 30, 1968
5. 110 (110-103)	at Texas State	Feb. 3, 2007
110 (110-116)	at Sam Houston State	Dec. 11, 1967
7. 108 (108-84)	at Nicholls	Jan. 2, 1991
8. 106 (106-116)	at Drake	Dec. 22, 1979
9. 103 (103-72)	at SE Louisiana	Jan. 4, 1991
103 (103-115)	at Louisiana	Feb. 19, 1979
103 (103-70)	at Tarleton State	Feb. 1, 1966

POINTS AT A NEUTRAL SITE

Total (Score)	Opponent	Date
1. 113 (113-81)	vs. San Francisco	Nov. 29, 1991
2. 104 (104-100)	vs. Texas Wesleyan	Dec. 28, 1964

LARGEST COMBINED SCORE

Total (Score)	Opponent	Date
1. 273 (138-135, 3OT)	Lamar	Feb. 14, 1966
2. 247 (124-123, 3OT)	at Sam Houston State	Dec. 28, 1998
3. 239 (154-85)	Huston-Tillotson	Nov. 29, 1990
4. 235 (149-86)	University of Dallas	Dec. 8, 1990
235 (118-117, 4OT)	Hardin-Simmons	Dec. 11, 1971
6. 232 (117-115)	Nicholls	Dec. 3, 1990
7. 231 (111-120)	Lamar	Feb. 6, 1968
8. 226 (110-116)	at Sam Houston State	Dec. 11, 1967
9. 224 (101-123)	at Northwestern State	Feb. 19, 1994
224 (115-109)	North Texas	Feb. 25, 1991
224 (108-116)	Angelo State	Dec. 21, 1967

POINTS IN A HALF

Total (Half)	Opponent	Date
1. 90 (2nd)	Huston-Tillotson	Nov. 29, 1990
2. 78 (1st)	University of Dallas	Dec. 8, 1990
3. 69 (2nd)	Nicholls	Jan. 24, 1998
4. 72 (2nd)	at Texas State	Feb. 9, 1991
5. 71 (2nd)	University of Dallas	Dec. 8, 1990
6. 70 (2nd)	at SE Louisiana	Jan. 4, 1991
7. 69 (2nd)	at Georgia State	Dec. 15, 1990
69 (1st)	Austin College	Dec. 13, 1966
9. 68 (2nd)	Louisiana	Jan. 23, 2017
68 (2nd)	at Nicholls	Jan. 2, 1991
11. 67 (2nd)	Texas Wesleyan	Dec. 7, 1981



SINGLE-GAME TEAM PROGRAM RECORDS

FIELD GOALS MADE

Total	Opponent	Date
1. 60	Huston-Tillotson	Nov. 29, 1990
2. 57	Lamar	Feb. 14, 1967
3. 53	University of Dallas	Dec. 8, 1990
53	Texas Wesleyan	Dec. 7, 1981
5. 50	Huston-Tillotson	Nov. 26, 1991
6. 47	St. Edward's	Nov. 26, 1977
47	at Texas Wesleyan	Jan. 30, 1968
8. 45	Schreiner	Dec. 3, 1992
45	Abilene Christian	Jan. 31, 1970
10. 44	Nicholls	Dec. 3, 1990
44	Tarleton State	Nov. 29, 1986
44	North Texas	Jan. 12, 1977
44	UT Pan American	Jan. 21, 1971
44	Texas Wesleyan	Dec. 17, 1968

FIELD GOALS ATTEMPTED

Total	Opponent	Date
1. 122	Huston-Tillotson	Nov. 29, 1990
2. 105	at New Mexico	Nov. 23, 1990
3. 102	University of Dallas	Dec. 8, 1990
102	Nicholls	Dec. 3, 1990
5. 101	Hardin-Simmons	Dec. 11, 1971
6. 100	South Dakota State	Dec. 6, 1971
7. 98	North Texas	Jan. 12, 1977
8. 97	Lamar	Feb. 14, 1967
9. 95	Texas Wesleyan	Dec. 4, 1965
10. 94	at Denver	Jan. 8, 1975
94	Texas Wesleyan	Dec. 3, 1964

FIELD GOAL PERCENTAGE (Min. 30 Made)

Pct. (FG-A)	Opponent	Date
1. .723 (34-47)	UT Tyler	Dec. 22, 2004
2. .680 (53-78)	Texas Wesleyan	Dec. 7, 1981
3. .667 (34-51)	Central Arkansas	Feb. 7, 2011
.667 (32-48)	vs. Valparaiso	Jan. 10, 1981
5. .660 (40-62)	at Texas Wesleyan	Jan. 2, 1965
6. .653 (32-49)	at ULM	Feb. 1, 2003
7. .642 (34-53)	vs. Georgia State	Dec. 22, 1984
8. .639 (39-61)	vs. Schreiner	Nov. 26, 2007
9. .635 (33-52)	at UTSA	Feb. 19, 1996
10. .630 (42-67)	Oklahoma State	Jan. 14, 1984
.630 (36-57)	Oral Roberts	Jan. 23, 1982

3-POINTERS MADE

Total	Opponent	Date
1. 17	Bradley	Dec. 8, 2015
2. 16	Texas State	Jan. 12, 1991
3. 15	UT Dallas	Nov. 5, 2019
15	at South Alabama	Feb. 28, 2019
15	at Arkansas State	Jan. 13, 2018
15	Coastal Carolina	Dec. 31, 2016
15	at Northwestern State	Jan. 6, 2000
15	at TCU	Dec. 19, 1999
15	UTSA	Jan. 2, 1992
15	at Northwestern State	Feb. 14, 1991
15	Huston-Tillotson	Nov. 29, 1990
12. 14	Georgia Southern	Jan. 2, 2016
14	UT Tyler	Nov. 16, 2010
14	McNeese State	Jan. 27, 2000
14	at Nicholls	Jan. 15, 2000
14	vs. San Francisco	Nov. 29, 1991
14	at SE Louisiana	Jan. 4, 1991

3-POINTERS ATTEMPTED

Total	Opponent	Date
1. 42	at South Alabama	Jan. 16, 2016
2. 40	at Northwestern State	Feb. 1, 1992
3. 39	McNeese State	Jan. 27, 2000
39	at ULM	Jan. 8, 2000
39	Nicholls	Dec. 3, 1990
6. 38	Little Rock	Jan. 23, 2016
38	Coastal Carolina	Dec. 31, 2016
38	at Texas Southern	Dec. 20, 2006
9. 37	UT Dallas	Nov. 5, 2019
37	at North Texas	Nov. 30, 2010
11. 36	at Nevada	Nov. 12, 2019
36	Rice	Nov. 29, 2017
36	McNeese State	Feb. 21, 1991
36	Huston-Tillotson	Nov. 29, 1990

3-POINT PERCENTAGE (Min. 10 Made)

Pct. (FG-A)	Opponent	Date
1. .706 (12-17)	McNeese State	Feb. 18, 1995
2. .700 (14-20)	at SE Louisiana	Jan. 4, 1991
3. .625 (10-16)	Appalachian State	Feb. 1, 2018
4. .619 (13-21)	Houston Baptist	Nov. 22, 2014
5. .577 (15-26)	at South Alabama	Feb. 28, 2019
6. .556 (15-27)	at Arkansas State	Jan. 13, 2018
7. .545 (12-22)	at Troy	Mar. 2, 2019
.545 (12-22)	at Georgia Southern	Feb. 20, 2017

FREE THROWS MADE

Total	Opponent	Date
1. 42	Schreiner	Dec. 3, 1992
2. 41	Sam Houston State	Dec. 9, 1968
3. 38	San Diego	Dec. 4, 2004
4. 36	McNeese State	Feb. 3, 1979
36	Missouri-Rolla	Dec. 18, 1968
6. 35	Texas Lutheran	Nov. 12, 2010
35	at Texas State	Feb. 3, 2007
35	at Georgia State	Dec. 15, 1990
35	West Texas A&M	Jan. 2, 1969
35	at Texas Wesleyan	Jan. 2, 1965

FREE THROW ATTEMPTS

Total	Opponent	Date
1. 60	Sam Houston State	Dec. 9, 1968
2. 54	McNeese State	Feb. 23, 1981
3. 52	North Texas	Feb. 25, 1991
4. 49	Hardin-Simmons	Dec. 11, 1971
5. 48	North Texas	Jan. 12, 1980
48	Missouri-Rolla	Dec. 18, 1968
7. 47	San Diego	Dec. 4, 2004
8. 46	Texas Lutheran	Nov. 12, 2010
46	at Texas State	Jan. 30, 2010
46	at Arkansas	Nov. 22, 1999
46	UTSA	Dec. 4, 1989
46	West Texas A&M	Jan. 2, 1969

FREE THROW PERCENTAGE (Min. 20 Made)

Pct. (FT-A)	Opponent	Date
1. .964 (27-28)	at Houston	Feb. 22, 1968
2. .952 (20-21)	at Northwestern State	Mar. 8, 2005
3. .917 (33-36)	at Louisiana	Feb. 19, 1979
4. .875 (21-24)	at South Alabama	Jan. 16, 2016
5. .872 (34-39)	Little Rock	Jan. 19, 2019
6. .862 (25-29)	Texas State	Mar. 1, 2016
7. .857 (24-28)	UC Davis	Nov. 18, 2018

REBOUNDS

Total	Opponent	Date
1. 80	Huston-Tillotson	Nov. 29, 1990
2. 72	Hardin-Simmons	Dec. 11, 1971
3. 67	at West Texas A&M	Feb. 2, 1970
67	Lamar	Feb. 14, 1967
67	at Trinity	Feb. 23, 1965
6. 66	Nicholls	Dec. 3, 1990
7. 65	Jarvis Christian	Dec. 2, 1996
8. 64	Schreiner	Dec. 3, 1992
64	US International	Feb. 5, 1987
64	vs. Austin College	Dec. 30, 1964

REBOUND MARGIN

Margin	Opponent	Date
1. +36 (64-28)	Schreiner	Dec. 3, 1992
+36 (80-44)	Huston-Tillotson	Nov. 29, 1990
3. +35 (59-24)	Sul Ross State	Dec. 21, 2015
+35 (59-24)	Northwestern State	Feb. 27, 1992
5. +34 (65-31)	Jarvis Christian	Dec. 2, 1996
6. +32 (54-22)	at Nicholls	Dec. 22, 2001
7. +27 (51-24)	vs. Texas Southern	Nov. 14, 2007
8. +26 (44-18)	Nicholls	Feb. 15, 2003
9. +25 (52-27)	ULM	Jan. 19, 1991
+25 (59-34)	Lamar	Jan. 8, 1966
11. +24 (45-21)	at UTSA	Feb. 18, 2004
+24 (47-23)	vs. Alabama State	Nov. 18, 2002

SINGLE-GAME TEAM PROGRAM RECORDS

PERSONAL FOULS

Total	Opponent	Date
1. 42	Hardin-Simmons	Dec. 11, 1971
2. 40	at Arkansas State	Jan. 26, 1980
3. 39	at North Texas	Feb. 10, 1983
4. 37	McNeese State	Feb. 23, 1981
5. 36	North Texas	Nov. 18, 2009
36	at Sam Houston State	Dec. 28, 1998
7. 35	at Arkansas	Nov. 23, 2018
35	Arkansas State	Feb. 27, 2016
35	at Sam Houston State	Feb. 22, 2007
35	at Louisiana Tech	Jan. 27, 1979
35	at Denver	Jan. 10, 1976
35	at US International	Feb. 21, 1967

ASSISTS

Total	Opponent	Date
1. 34	Georgia State	Dec. 7, 1991
2. 33	Huston-Tillotson	Nov. 26, 1991
3. 32	Lamar	Feb. 18, 1980
4. 31	Texas Wesleyan	Dec. 7, 1981
5. 30	at Sam Houston State	Feb. 20, 1993
30	Nicholls	Feb. 11, 1993
30	Lamar	Feb. 24, 1979
8. 29	at Northwestern State	Feb. 14, 1991
29	vs. Northwestern State	Mar. 8, 1988
29	North Texas	Feb. 7, 1987
29	Denver	Dec. 12, 1977

TURNOVERS

Total	Opponent	Date
1. 38	at New Mexico State	Nov. 28, 1975
2. 36	at Houston Baptist	Jan. 9, 1978
36	at Lamar	Feb. 24, 1977
4. 34	UC San Diego	Jan. 4, 1978
34	at Pepperdine	Dec. 9, 1977
6. 33	at Nebraska	Dec. 21, 1992
33	at Lamar	Feb. 10, 1979
8. 32	at Nicholls	Jan. 6, 1994
32	at Hardin-Simmons	Feb. 2, 1974

BLOCKS

Total	Opponent	Date
1. 10	Howard Payne	Dec. 20, 2014
10	Hardin-Simmons	Dec. 29, 2001
10	St. Edward's	Jan. 26, 1987

STEALS

Total	Opponent	Date
1. 22	University of Dallas	Dec. 8, 1990
2. 21	Huston-Tillotson	Nov. 26, 1991
3. 19	St. Edward's	Dec. 4, 1978
19	Houston Baptist	Dec. 13, 2012
5. 18	Howard Payne	Nov. 13, 2013
18	at UTSA	Feb. 6, 1986
7. 17	Sul Ross State	Dec. 21, 2015
17	Houston Baptist	Jan. 25, 2010
17	SE Louisiana	Jan. 3, 1987
17	at Arkansas State	Jan. 26, 1981
17	Westmont	Dec. 1, 1980

PLAYERS IN DOUBLE-FIGURE POINTS

Total	Opponent	Date
8	Texas Wesleyan	Dec. 7, 1981
7	Austin College	Jan. 30, 2007
7	at Sam Houston State	Dec. 28, 1998
7	Wayland Baptist	Dec. 1, 1971
6, 25x	Last Time: Akron	Mar. 20, 2017

PLAYERS WITH DOUBLE-FIGURE REBOUNDS

Total	Opponent	Date
4	Huston-Tillotson	Nov. 29, 1990
4	at West Texas A&M	Feb. 2, 1970
3	Arkansas State	Jan. 21, 2016
3	at Texas Wesleyan	Dec. 11, 1980
3	Adams State	Dec. 19, 1974
3	Lamar	Feb. 26, 1972
3	Arkansas State	March 2, 1970
3	Lamar	Feb. 14, 1967
3	at Trinity	Feb. 23, 1965
3	Texas Wesleyan	Dec. 3, 1964
2, 78x	Last: Northern Iowa	Nov. 10, 2018

PLAYERS WITH 20+ POINTS

Total	Opponent	Date
5	Huston-Tillotson	Nov. 29, 1990
4	North Texas	Feb. 25, 1991
4	University of Dallas	Dec. 8, 1990
3	at Sam Houston State	Jan. 28, 1998
3	at Sam Houston State	Feb. 20, 1993
3	North Texas	Feb. 15, 1992
3	at Sam Houston State	Jan. 9, 1992
3	Nicholls	Dec. 3, 1990
3	SE Louisiana	Dec. 1, 1990
3	at ULM	Mar. 4, 1989
3	Oklahoma State	Jan. 14, 1984
3	vs. Northeastern	Jan. 9, 1981
3	at Centenary	Jan. 5, 1981
3	McNeese State	Jan. 28, 1980
3	Texas A&M Kingsville	Feb. 7, 1976
3	Lamar	Feb. 14, 1967

SINGLE-GAME TEAM PROGRAM RECORDS

FEWEST POINTS

Total (Score)	Opponent	Date
1. 31 (31-36)	at SMU	Dec. 16, 1989
2. 35 (35-50)	Denver	Dec. 31, 2012
3. 41 (41-57)	at SE Louisiana	Jan. 8, 2005
4. 42 (42-41)	SE Louisiana	Nov. 30, 1983
5. 43 (43-51)	ULM	Feb. 27, 1997
43 (43-64)	East Texas Baptist	Dec. 6, 1962
43 (43-42)	vs. Oklahoma Baptist	Dec. 29, 1961
8. 44 (44-92)	at Kentucky	Nov. 25, 2014
44 (44-71)	at Stephen F. Austin	Jan. 24, 2004
44 (44-61)	Seattle	Jan. 17, 2013
44 (44-69)	at Oklahoma State	Dec. 19, 2013
12. 45 (45-65)	at Missouri	Dec. 4, 2018
45 (45-76)	at Texas	Nov. 7, 2002
45 (45-66)	at Texas State	Jan. 9, 1998

In a Win

42 (42-41)	SE Louisiana	Nov. 30, 1983
------------	--------------	---------------

In Conference Play

35 (35-50)	Denver (Western Athletic Conference)	Dec. 31, 2012
------------	--------------------------------------	---------------

vs. Non-Conference Opponent

31 (31-36)	at SMU	Dec. 16, 1989
------------	--------	---------------

FEWEST POINTS AT HOME

Total (Score)	Opponent	Date
1. 42 (42-41)	SE Louisiana	Nov. 30, 1983
2. 43 (43-51)	ULM	Feb. 27, 1997
43 (43-64)	East Texas Baptist	Dec. 6, 1962
4. 44 (44-61)	Seattle	Jan. 17, 2013
5. 46 (46-64)	Boise State	Jan. 2, 2013
46 (46-64)	Oklahoma Baptist	Dec. 5, 1961
7. 47 (47-55)	UT Pan American	Dec. 21, 1959
8. 48 (48-52)	ULM	Feb. 29, 1992
48 (48-49)	McNeese State	Feb. 12, 1983

FEWEST POINTS ON THE ROAD

Total (Score)	Opponent	Date
1. 31 (31-36)	at SMU	Dec. 16, 1989
2. 41 (41-57)	at SE Louisiana	Jan. 8, 2005
3. 44 (44-69)	at Oklahoma State	Dec. 19, 2012
44 (44-71)	at Stephen F. Austin	Jan. 24, 2004
5. 45 (45-65)	at Missouri	Dec. 4, 2018
45 (45-76)	at Texas	Nov. 7, 2002
45 (45-66)	at Texas State	Jan. 9, 1998
8. 47 (47-67)	at #14 Oregon	Nov. 17, 2019
9. 48 (48-66)	at Nicholls	Jan. 8, 2011
10. 49 (49-76)	at SE Missouri State	Jan. 7, 1985
49 (49-81)	at Memphis	Dec. 4, 1968
12. 50 (50-47)	at Texas State	Feb. 27, 2003
50 (50-106)	at Creighton	Nov. 17, 2002
50 (50-70)	at Hardin-Simmons	Jan. 9, 1975
50 (50-65)	at ULM	Mar. 6, 1990
50 (50-64)	at Sam Houston State	Dec. 11, 1959

FEWEST POINTS AT A NEUTRAL SITE

Total (Score)	Opponent	Date
43 (43-42)	vs. Oklahoma Baptist	Dec. 29, 1961
49 (49-61)	vs. UNC Greensboro	Nov. 15, 2005
49 (49-68)	vs. Trinity	Dec. 29, 1960
50 (50-81)	vs. McNeese State	March 5, 1997

SMALLEST COMBINED SCORE

Total (Score)	Opponent	Date
1. 67 (31-36)	at SMU	Dec. 16, 1989
2. 83 (42-41)	SE Louisiana	Nov. 30, 1983
3. 85 (35-50)	Denver	Dec. 31, 2012
85 (43-42)	vs. Oklahoma Baptist	Dec. 29, 1961
5. 94 (43-51)	ULM	Feb. 27, 1997
6. 97 (48-49)	McNeese State	Feb. 12, 1983
7. 98 (41-57)	at SE Louisiana	Jan. 8, 2005
8. 100 (48-52)	ULM	Feb. 29, 1992
9. 102 (47-55)	UT Pan American	Dec. 21, 1959
10. 104 (56-48)	at Texas State	Jan. 18, 2014
11. 107 (43-64)	East Texas Baptist	Dec. 6, 1962
12. 108 (52-56)	at Little Rock	Feb. 14, 2019
13. 109 (54-55)	Troy	Jan. 31, 2015
14. 110 (45-65)	at Missouri	Dec. 4, 2018
110 (49-61)	vs. UNC Greensboro	Nov. 15, 2005
110 (46-64)	Oklahoma Baptist	Dec. 5, 1961

FEWEST POINTS IN A HALF

Total (Half)	Opponent	Date
1. 8 (2nd)	at SMU	Dec. 16, 1989
2. 12 (1st)	at Kentucky	Nov. 25, 2014
3. 14 (1st)	Little Rock	Jan. 23, 2016
4. 15 (1st)	at Toledo	Dec. 29, 1989
5. 17 (1st)	Denver	Dec. 31, 2012
17 (1st)	at Oklahoma State	Dec. 17, 2012
17 (1st)	at Nicholls	Jan. 8, 2011
17 (1st)	at Stephen F. Austin	Jan. 27, 2007
17 (1st)	at New Mexico	Dec. 29, 2005
17 (1st)	vs. UNC Greensboro	Nov. 15, 2005
17 (1st)	at ULM	Jan. 23, 1997
17 (1st)	at Texas A&M Commerce	Dec. 10, 1962
13. 18 (1st)	Boise State	Jan. 2, 2013
18 (2nd)	Denver	Dec. 31, 2012
18 (1st)	New Mexico	Jan. 3, 2005
18 (1st)	at SE Louisiana	Nov. 30, 1983

FEWEST FIELD GOALS MADE

Total	Opponent	Date
1. 12	at SMU	Dec. 16, 1989
2. 13	at SE Louisiana	Jan. 8, 2005
13	at Stephen F. Austin	Jan. 24, 2004
13	Denver	Dec. 31, 2012
5. 14	vs. UNC Greensboro	Nov. 15, 2005
14	at Memphis	Dec. 4, 1968
7. 15	at #14 Oregon	Nov. 17, 2019
15	at Stephen F. Austin	Feb. 24, 2005
15	at TCU	Nov. 22, 2003
15	Arkansas State	Jan. 6, 1968

FEWEST FIELD GOALS ATTEMPTED

Total	Opponent	Date
1. 29	at Nicholls	Jan. 8, 2011
2. 31	Arkansas State	Jan. 6, 1968
3. 33	Midwestern State	Dec. 20, 1967
4. 35	at Houston Baptist	Jan. 18, 1982

LOWEST FIELD GOAL % (Min. 50 Attempts)

Pct. (FG-A)	Opponent	Date
1. .234 (15-64)	at #14 Oregon	Nov. 17, 2019
2. .235 (12-51)	at Texas State	Jan. 9, 1999
3. .255 (14-55)	vs. UNC Greensboro	Nov. 15, 2005
4. .257 (18-70)	Montana	Dec. 28, 1996
5. .258 (16-62)	Seattle	Jan. 17, 2013
6. .268 (19-71)	at Gonzaga	Dec. 18, 2018
7. .270 (17-63)	at Kentucky	Nov. 25, 2014
8. .274 (17-62)	Sam Houston State	Jan. 11, 1990
9. .279 (17-61)	vs. McNeese State	Mar. 5, 1997
10. .282 (20-71)	at Oklahoma	Jan. 25, 1969

FEWEST FREE THROWS MADE

Total	Opponent	Date
1. 0	at Hardin-Simmons	Jan. 9, 1975
2. 1	at Oklahoma State	Dec. 19, 2012
1	at Centenary	Feb. 5, 1973
1	vs. Georgia Southern	Dec. 29, 1972
5. 2, 12x	Last vs. Harvard	Dec. 28, 1998

FEWEST FREE THROW ATTEMPTS

Total	Opponent	Date
1. 1	at Hardin-Simmons	Jan. 9, 1975
2. 2	McNeese State	Feb. 28, 1977
2	at Centenary	Feb. 5, 1973
4. 4, 9x	Last at Stony Brook	Dec. 23, 2000

LOWEST FREE THROW % (Min. 10 Attempts)

Pct. (FT-A)	Opponent	Date
1. .182 (2-11)	vs. Alabama State	Dec. 22, 1995
2. .285 (4-14)	at Lamar	Mar. 5, 1985
3. .357 (5-14)	ULM	Jan. 16, 1999
.357 (5-14)	at Louisiana Tech	Feb. 9, 1981
5. .360 (9-25)	Northwestern State	Feb. 15, 1990
6. .364 (4-11)	at Missouri	Dec. 4, 2018

FEWEST REBOUNDS

No.	Opponent	Date
1. 21	at Texas	Jan. 3, 2004
21	Sam Houston State	Mar. 2, 2000
21	vs. Valparaiso	Jan. 10, 1981
4. 22	at Nicholls	Jan. 8, 2011
22	at Stephen F. Austin	Jan. 27, 2007
22	at ULM	Feb. 5, 2004
22	at Samford	Nov. 27, 1999
22	Louisiana Tech	Feb. 26, 1981
9. 23, 4x	Last vs. Miami	Nov. 13, 2005



ALL-TIME PROGRAM OVERTIME GAMES

Date	Opponent	W/L	Score
02-04-64	Arkansas State	L	76-82
02-16-65	Arkansas State	L	** 99-100
01-04-66	at Austin College	W	70-63
01-08-66	Lamar	L	** 91-93
02-14-67	Lamar	W	*** 138-135
01-20-68	at Texas Tech	L	83-93
01-30-68	at Texas Wesleyan	W	113-109
02-02-70	West Texas A&M	W	88-84
12-11-71	Hardin-Simmons	W	**** 118-117
01-10-72	at Butler	W	87-82
02-26-72	Lamar	W	96-92
12-23-72	Hardin-Simmons	W	81-76
01-18-73	Centenary	W	74-72
02-15-73	West Texas A&M	W	** 87-85
01-11-75	at E. New Mexico	L	69-70
01-10-76	at Denver	W	99-97
01-12-77	North Texas	L	101-105
02-21-77	Louisiana Tech	W	92-90
12-09-77	at Pepperdine	L	88-89
02-04-78	Louisiana Tech	L	** 77-79
01-12-80	North Texas	W	** 99-97
01-28-80	McNeese State	L	** 97-98
02-11-80	at Louisiana	L	79-86
02-13-80	at McNeese State	W	71-69
12-18-80	Centenary	W	81-78
01-31-81	Lamar	L	84-89
02-20-82	at Arkansas State	W	60-58
01-13-83	Texas Southern	L	** 102-104

Date	Opponent	W/L	Score
02-10-83	at North Texas	L	98-105
12-05-83	Missouri State	W	63-58
02-02-84	ULM	L	71-74
02-09-85	ULM	W	75-74
11-29-85	Tarleton State	W	81-79
01-03-86	at Florida Southern	L	79-81
01-21-86	at Hardin-Simmons	L	75-79
02-21-87	at U.S. International	L	89-94
01-18-88	UTSA	L	72-79
01-30-88	at Texas State	L	73-75
02-23-88	Hardin-Simmons	L	87-88
12-30-89	vs. UNC Wilmington	L	64-66
12-11-92	vs. Gonzaga	W	** 95-87
12-11-93	TAMU-Commerce	W	** 100-97
12-29-93	at Chaminade	L	91-92
11-29-95	Grambling State	L	82-86
01-15-97	Texas State	W	66-63
01-30-97	McNeese State	W	69-67
02-13-97	Sam Houston State	L	75-78
12-28-98	at Sam Houston State	W	*** 124-123
02-06-99	Stephen F. Austin	W	** 85-83
11-22-99	at Arkansas	L	95-102
03-08-00	Northwestern State#	L	83-88
01-27-01	Sam Houston State	W	94-86
02-10-01	UTSA	W	86-77
03-07-01	at Sam Houston State#	L	** 98-103
12-20-01	at SE Louisiana	W	69-60
01-02-02	Oral Roberts	W	83-77

Date	Opponent	W/L	Score
03-07-03	ULM	W	** 85-84
01-22-05	ULM	W	80-76
12-17-05	at San Diego	W	94-91
03-07-06	at Sam Houston State#	L	** 84-86
11-18-06	at TCU	L	** 89-97
01-11-07	at Nicholls	L	81-83
12-17-07	at TCU	L	74-77
01-10-08	at Central Arkansas	L	68-70
01-17-09	at UTSA	W	** 100-97
11-18-09	North Texas	W	** 99-101
01-05-10	Utah Valley	W	90-85
02-03-10	Texas A&M-Corpus Christi	W	71-66
02-16-11	Stephen F. Austin	W	66-65
02-19-11	at Southeastern Louisiana	W	68-66
02-26-11	at Northwestern State	L	71-78
12-17-11	at Tulsa	L	75-80
12-21-13	CSU Bakersfield	W	79-75
01-09-14	ULM	W	83-79
02-01-14	at Georgia State	L	91-101
03-06-14	at Troy	W	** 87-86
12-01-15	at Texas	L	73-80
01-16-16	at South Alabama	L	85-88
02-18-16	Louisiana	W	84-83
02-10-18	Texas State	W	70-68
12-21-18	at Cal Poly	W	75-70
2-2-19	at rv Texas State	W	** 84-77
2-23-19	ULM	W	** 91-86

* Indicates how many overtimes if more than one
Southland Conference Tournament

PROGRAM MILESTONE VICTORIES

Win 1 – UT Arlington 70, East Central Okla. 57 – 11/24/59

In their first game at the NCAA level, the Mavericks got 27 points from Ed Russell to defeat the Tigers.

Win 50 – UT Arlington 82, Bishop College 78 – 12/30/65

The Mavericks defeated Bishop College in the third-place game of the Cotton Bowl Classic.

Win 100 – UT Arlington 95, South Dakota State 81 – 12/6/71

Mark Burden scored 21 points and pulled down a then-record 17 rebounds. The win propelled UT Arlington to its most-ever victories in the SLC.

Win 150 – UT Arlington 81, Houston Baptist 69 – 12/7/77

The victory ended the longest losing streak in UT Arlington history at 21 games.

Win 200 – UT Arlington 93, Louisiana 83 – 2/21/81

Arguably the best Maverick squad ever, UT Arlington defeats a tough Ragin' Cajun side that propels the team to its first appearance in the NIT.

Win 250 – UT Arlington 74, San Francisco 65 – 12/21/85

UT Arlington defeats the Dons in the consolation game of the Albertsons Classic in Boise, Idaho.

Win 300 – UT Arlington 108, at Nicholls 84 – 1/2/91

Leonard Wilson scores 31 points and UT Arlington all-time leading scorer Willie Brand adds 22. The victory starts an eight-game winning streak for the Mavericks.

Win 350 – UT Arlington 70, North Texas 68 – 1/15/94

Trailing by three points at halftime, the Mavericks rally to defeat the Mean Green. The victory snaps a six-game losing streak.

Win 400 – UT Arlington 87, at Air Force 78 – 12/19/98

The Mavericks scored 52 points in the second half to erase a halftime deficit in Colorado Springs, Colo.

Win 450 – UT Arlington 81, Texas Wesleyan 65 – 11/30/02

The victory is UT Arlington's ninth straight versus the crosstown-rival Rams.

Win 500 – UT Arlington 87, UT Tyler 72 – 12/22/05

Brady Dawkins registers 15 points and seven assists in the victory over the Patriots.

Win 550 – UT Arlington 75, Utah Valley 64 - 1/3/2009

The Mavs end a five-game skid against Utah Valley behind 17 points from Ryan Toolson

Win 600 – UT Arlington 91, Lamar 82 - 1/14/2012

UTA wins its seventh in a row, on the way to a 16-game winning streak and 15-1 SLC record.

Win 650 – UT Arlington 87, Houston Baptist 69 - 12/22/2014

Jamel Outler drained seven 3-point field goals to help the Mavs move to 3-1 on the season with a homecoming victory.

Win 700 – UT Arlington 89, South Alabama 83 - 1/16/2017

The Mavs used a 16-point second half run then held off the Jaguars in Mobile, Ala.

Win 750 – UT Arlington 67, Georgia Southern 58 - 3/16/2019

UTA closed the Sun Belt Tournament semifinal matchup on a 10-0 run after Georgia Southern took a 58-57 lead with 5 minutes remaining in regulation and advanced to the Sun Belt Tournament Final for the second-straight year.

ALL-TIME OVERTIME RECORDS:

TOTAL: 83 GAMES (45-38 RECORD)

1 OT: 61 GAMES (32-29 RECORD)

2 OT: 19 GAMES (10-9 RECORD)

3 OT: 2 GAMES (2-0 RECORD)

4 OT: 1 GAME (1-0 RECORD)



BRIAN WARREN

5-9 | 170 | SR | G
Indianapolis, Ind.



SAM GRIFFIN

6-3 | 175 | FR | G
Miami, Fla.



JORDAN PHILLIPS

6-7 | 215 | SO | F
Fort Worth, Texas



AYOUB NOUHI

A-ube NEW-he
6-6 | 205 | SO | G/F
Brussels, Belgium



DAVID AZORE

AYE-zore
6-4 | 205 | R-SO | G
Houston, Texas



RADSHAD DAVIS

ruh-SHAUHD
6-2 | 205 | SR | F
Nassau, Bahamas



HUNTER LAVELLE

luh-VELLE
6-1 | 165 | FR | G
Argyle, Texas



JABARI NARCIS

NAHR-sis
6-9 | 240 | SR | F
Chaguanas, Trinidad and Tobago



DAVIS STEELMAN

6-3 | 185 | JR | G
Bedford, Texas



NICOLAS ELAME

uh-LALM-eh
6-3 | 185 | FR | G
Paris, France



TRE JONES

6-5 | 195 | FR | F
Arlington, Texas



TIANDRE JACKSON-YOUNG

TEE-andre
6-4 | 200 | SR | F
Marshall, Texas



PATRICK MWAMBA

mm-WAMBA
6-6 | 196 | SO | F
Bukavu, Congo



MCKADE MARQUIS

MAR-quisse
6-0 | 195 | R-FR | G
Whitehouse, Texas



COLEMAN SPARLING

6-7 | 215 | R-JR | F
Ellensburg, Wash.



GRAYSON CARTER

6-9 | 225 | SO | F
Dallas, Texas



CHRIS OGDEN

HEAD COACH



GREG YOUNG

ASSOCIATE HEAD COACH



RILEY DAVIS

ASSISTANT COACH



ROYCE JOHNSON

ASSISTANT COACH



PARKER EIDSON

DIRECTOR OF
OPERATIONS



MATT MCGANN

VIDEO COORDINATOR



DOMINICK WALKER

STRENGTH &
CONDITIONING COACH




CHRIS MARRS

ATHLETIC TRAINER



DERRICK OBASOHAN

PLAYER DEVELOPMENT
COORDINATOR



MATT WINSBERG

ANALYTICS
COORDINATOR



PETER CLARK

OPERATIONS
COORDINATOR