



GEORGIA SOUTHERN

2018-19 MEN'S BASKETBALL GAME NOTES

Marc Gignac, MBB Contact / Associate Director of Athletics Communications

651 Fair Rd., Room 1013, Dan J. Parrish, Sr. Building, Statesboro, Ga. 30458

C: 980.297.9981 | O: 912.478.5288 | E: mgignac@georgiasouthern.edu

GSEagles.com | Twitter: @GSathletics // @GSathletics_MBB

Facebook: GSathletics // GSathleticsMBB

Instagram: GSathletics // GSathletics_MBB

3 NCAA Tournaments (1983, 1987, 1992) | 3 NIT Appearances (1988, 1989, 2006) | 4 TAAC Regular Season Champs (1985, 1988, 1989, 1992) | 3 SoCon South Div. Champs (2002, 2004, 2006)

2018-19 SCHEDULE/RESULTS

N07	Carver College [^]	W, 139-51
N13	George Mason ^{ESPN+}	W, 98-89
N16	Florida Atlantic [^]	W, 80-70
N17	Pepperdine [^]	W, 88-78
N18	Montana [^]	W, 80-77
N27	ETSU ^{ESPN+}	L, 64-69
N29	at Arizona ^{PAC12 Network}	L, 70-100
D08	at Mercer ^{ESPN3}	W, 89-75
D11	at UCF ^{ESPN3}	L, 88-95
D14	Brewton-Parker	W, 101-64
D18	Bradley ^{ESPN+}	W, 79-74 ^{OT}
D21	at Radford ^{ESPN+}	L, 68-80
D29	at Dayton ^{NBCSN}	L, 90-94
J03	at Texas State* ^{ESPN+}	L, 70-73
J05	at UTA* ^{ESPN+}	3 p.m.
J10	ULM*	7 p.m.
J12	Louisiana* ^{ESPN+}	5 p.m.
J17	at Troy* ^{ESPN+}	8 p.m.
J19	at South Alabama* ^{ESPN+}	4:05 p.m.
J24	UTA* ^{ESPN+}	7 p.m.
J26	Texas State*	5 p.m.
F02	at Georgia State* ^{ESPN+}	1 p.m.
F06	at Louisiana* ^{ESPN+}	8 p.m.
F08	at ULM* ^{ESPN+}	8 p.m.
F13	South Alabama* ^{ESPN+}	7 p.m.
F15	Troy* ^{ESPN2}	9 p.m.
F21	at Coastal Carolina* ^{ESPN+}	7 p.m.
F23	at Appalachian State* ^{ESPN+}	2 p.m.
F28	Little Rock* ^{ESPN+}	7 p.m.
M02	Arkansas State*	5 p.m.
M09	Georgia State* ^{ESPN+}	5 p.m.
M12-17	Sun Belt Championship\$ ^{ESPN+}	TBA

All times Eastern and subject to change

* - Sun Belt Conference Game

[^] - Islands of the Bahamas Showcase
(home sites/Nassau, Bahamas)

\$ - Sun Belt Championship (campus sites/New Orleans, La.)

GEORGIA SOUTHERN SPORTS NETWORK

Play By Play.....Danny Reed
Email.....danny45reed@hotmail.com
Pregame show.....Half hour before tipoff
Affiliates.....WHKN 94.9 FM (Statesboro),
....630 AM WBMQ (Savannah), 1370 AM WLOP (Jesup),
.....GSEagles.com/watch(Worldwide)



2 • ELIJAH McCADDEN
6-4 • G/F • Fr.
Rocky Mount, N.C.

4 • TOOKIE BROWN
5-11 • G • Sr.
Madison, Ga.

13 • QUAN JACKSON
6-4 • G • R-So.
Tallahassee, Fla.

23 • SIMEON CARTER
6-8 • F/C • R-Jr.
Charlotte, N.C.

53 • ISAAH CRAWLEY
6-7 • F • Jr.
Ripley, Tenn.

AT A GLANCE

DATE..... January 5, 2019
SITE..... College Park Center (7,000)
TIPOFF..... 3 p.m. ET
LISTEN..... GS Sports Network | GSEagles.com/watch
WATCH..... ESPN+ | WatchESPN.com
SERIES..... Series tied 4-4
LAST MEETING..... L, 63-83, 2/22/18 (CPC)
WEB SITES..... GSEagles.com | UTAMavs.com



UTA MAVERICKS (4-10, 0-1)

PROBABLE STARTERS

Season: 5.6 ppg, 2.5 rpg, .462 FG% • Last: 3 pts, 4 reb, 2 ast, 2 stl • Made first career start vs. ETSU Nov. 27 • Has started 6 contests • Has scored in double figures in 5 games • Has been first off the bench in 7 contests • Averaged 17.6 points, 8.8 rebounds and 6.1 assists as a senior at Greenfield School in Rocky Mount, N.C.

Season: 16.6 ppg, 4.2 reb, 5.1 apg • Last: 13 pts, 6 ast, 6 reb, 3 stl • Named to Lou Henson Award Watch List for Mid-Major Player of the Year • Named first-team Preseason All-Sun Belt in league's Coaches Poll • Named Preseason All-Sun Belt by Athlon's, Lindy's, Street & Smith's and Blue Ribbon Yearbook • Ranks 8th among active career scoring leaders in NCAA Division I • Three-time first-team All-Sun Belt, one of 17 in league history and none have earned first-team accolades all four years • Georgia Southern's all-time leading scorer in the Division I era • 10th on the Sun Belt career scoring list • Already the school's leader in career free throws and free throw attempts • Has led the team in assists in 81 career games • Scored in double figures in 96 career games and netted 20-plus points 46 times and 30-plus five times • Led the Eagles in scoring in 57 career games • 106 career starts • Sister, Alexis, is a junior on the GS women's team.

Season: 15.9 ppg, 4.5 rpg, 2.6 spg • Last: 13 pts, 6 reb, 2 stl • Has scored in double figures in 23 career games, including 11 this season, and scored 20-plus 4 times, all this season • Has led the Eagles in scoring 4 times this season and 5 times in his career • Had a career-high 25 points in the season opener vs. Carver • Tied the school record with 8 steals against the Cougars • Ranks 13th in the country and first in the SBC in steals per game • Has made 21 career starts • Missed two games because of injury • Graduated from Godby High School, the same high school as former Eagle great Donte Gennie (2003-07).

Season: 8.1 ppg, 3.9 rpg, 1.7 bpg • Last: 20 pts, 9 reb, 1 blk • Made first career start vs. Brewton-Parker Dec. 14 and posted 16 points • Posted career highs of 20 points and nine rebounds at Texas State Jan. 3 • Has scored in double figures in 3 games • Has led the team in rebounding twice • Has been first off the bench once • Missed first six games of the season with an injury; made Georgia Southern debut at Arizona Nov. 29 • Junior transfer from Iowa State; sat out 2017-18 season because of NCAA transfer rules.

Season: 11.0 ppg, 5.2 rpg, .578 FG % • Last: 16 pts, 5 reb, 2 stl • Started 12 games • Has scored in double figures 7 times and led Eagles in rebounding 4 times • Posted first career double-double with 19 points and 10 rebounds at Mercer (12/8) • Missed second half vs. Montana with injury • A first-team selection by the TCCAA and ranked the No. 49 JUCO player in the country by JucoRecruiting.com • Ranked 33rd in field goals and 35th in offensive rebounds in the National Junior College Athlete Association and averaged 17.7 points and 8.6 rebounds per game in 2017-18 • Shot 54 percent from the floor and 37 percent from long distance.

HEAD COACH MARK BYINGTON

► Named Georgia Southern's 13th head men's basketball coach April 1, 2013.

► Signed extension in February of 2018 that will keep him at GS through 2022.

► Has led the Eagles to three top-3 finishes in their four seasons in the Sun Belt.

► His 90 wins in his first five seasons is the most for any coach in the school's Division I era.

► Led the Eagles to a 22-9 mark, a second-place finish in the Sun Belt and the Sun Belt Championship title game in 2014-15. It was the first 20-win season since 2005-06 and the Eagles' first conference championship game appearance since 1992.

► Won the 2015 Whack Hyder Georgia College Coach of the Year Award, joining his mentor Bobby Cremins, and former Eagle coaches Jeff Price and Frank Kerns as recipients.

► Named National Association of Basketball Coaches District 24 Coach of the Year and chosen by NBC Sports as the Sun Belt Coach of the Year.

► Earned his 50th career victory when the Eagles topped ULM 66-51 Jan. 16, 2016.

► Every senior has graduated since Byington joined the Eagles in the spring of 2013.

► Joined the Eagles after a one-year stint at Virginia Tech in 2012-13.

► Coached seven seasons at College of Charleston under legendary coach Bobby Cremins.

► Was named Interim Head Coach at College of Charleston in 2012 for the final 11 games of the season. Earned a 7-4 record over that span, including a victory over Kent State in an ESPN Bracketbusters Game.

► Coached NBA Draft Picks Erick Green (Virginia Tech) and Andrew Goudelock (College of Charleston).

► Played collegiately at UNC Wilmington, scoring more than 1,000 career points while earning All-CAA Honors and a spot on the All-CAA Defensive Team as a senior.

► Named Virginia High School Player of the Year in 1994 as a senior at Salem High School in Salem, Va.



COACHING CAREER

HEAD COACH

2013-pres. Georgia Southern
2012 College of Charleston (Interim for 11 games)

ASSISTANT COACH

2012-13 Virginia Tech
2005-12 College of Charleston
2001-02 Hargrave Military Academy

DIRECTOR OF BASKETBALL OPERATIONS

2002-04 University of Virginia

GRADUATE STUDENT MANAGER

1999-01 University of Virginia

EDUCATION

University of North Carolina-Wilmington, 1998
Bachelor's in Physical Education
University of Virginia, 2003
Master's in Sport Psychology

PERSONAL

Born April 22, 1976
Hometown Salem, Va.
Twitter @GaSouth_CoachB
Son Chase

YEAR-BY-YEAR

Year	School	Record	Pct.	Conf.
2011-12	College of Charleston	7-4	.636	6-3
2013-14	Georgia Southern	15-19	.441	6-10
2014-15	Georgia Southern	22-9	.709	14-6
2015-16	Georgia Southern	14-17	.452	10-10
2016-17	Georgia Southern	18-15	.545	11-7
2017-18	Georgia Southern	21-12	.636	11-7
2018-19	Georgia Southern	8-6	.571	0-1
Career		105-82	.561	58-44
at Georgia Southern		98-78	.557	52-41

SETTING THE SCENE

• Georgia Southern wraps up the first weekend of Sun Belt Conference play at UTA Saturday in a 3 p.m. ET contest on ESPN+.

• It's the final contest in a four-game road trip for the Eagles, their longest of the season.

• The Eagles have lost their last three and are 2-3 in their last five contests. GS is coming off a 73-70 setback at Texas State Thursday night.

• The Eagles have opened conference play on the road in four of their five seasons in the league.

• Georgia Southern has finished in the top-3 in three of their four plus seasons in the Sun Belt and has 46 conference victories, the fourth-most since 2014. The Eagles joined Louisiana and UTA as the only three Sun Belt schools to reach double-digit conference wins in each of the last four seasons.

• GS ranks 14th in the country in field goal percentage (.504) and 10th in scoring, averaging 86.0 points a game. The Eagles have scored 80-plus nine times, 90-plus four times and over 100 twice.

• The Eagles are 41st in the country in free-throw attempts (334) and 83rd in makes (217).

• GS ranks 30th in the nation in turnover margin (+4.0), 13th in turnovers forced (17.9) and 41st in steals (8.3).

• The Eagles are 1-5 in true road games this season and 4-5 away from home.

• GS finished the non-conference portion of its schedule with an 8-5 record. The slate is rated the 41st most difficult in the country in the latest edition of the NCAA Net (through games Jan. 3), making it the most difficult in the Sun Belt.

• Tookie Brown has been named to the Lou Henson Award Watch List for the second straight season. The award is given to the Mid-Major Basketball Player of the Year at the Final Four.

• Brown was named first-team All-Sun Belt and first-team All-District for the third consecutive season last year. He is the 17th player in the 43-year history of the Sun Belt to earn first-team accolades in three seasons and became the first Eagle to accomplish the feat in Georgia Southern history.

• Injuries have kept Georgia Southern from having its full roster available for any game this season, and three opening day starters have missed a combined eight contests. GS has used six different starting lineups.

• UTA is coming off a 63-58 loss to preseason Sun Belt favorite Georgia State Thursday. The contest against the Panthers capped a challenging stretch in which seven of nine Mavs opponents played in the postseason last year, and five of those played in the NCAA Tournament.

• The Mavericks played seven Quadrant 1 & 2 non-conference opponents in the NCAA latest NET report, which is tied for the 6th-most in the country.

• UTA lost its top-9 scorers and only returns one scholarship letterwinner from last year's team in DJ Bryant. UTA is one of five teams in the country with no scholarship seniors.

• The Mavericks rank 14th in the nation in 3-point percentage defense at .280. UTA has allowed two opponents all year to shoot better than 36 percent from 3-point range.

• UTA was picked 11th in the Sun Belt Preseason Coaches Poll.

TEAM STORYLINES

• Georgia Southern's top-5 seasons in 3-pointers made and attempted have all come during Mark Byington's tenure. GS made 10-plus triples in a game 13 times last year. The Eagles are averaging 20.9 3-point attempts and 6.4 makes this year. They made 10 at Mercer Dec. 8, 12 at Radford Dec. 21 and 12 at Dayton Dec. 29.

• GS shot 50 percent or better in its first five games this season and have shot 50 percent or better in eight contests. The Eagles have shot 60 percent or better in a half seven times and shot 77.8 percent in the second half against George Mason, the highest since making 80.8 percent in the second half against UIC Nov. 28, 2005. GS shot 50 percent or better in four games all of last season.

• Since joining the Sun Belt in 2014, 37 Georgia Southern games against Sun Belt schools have been decided by five points or less, and the Eagles are 22-14.

• The Eagles are 33-7 in Sun Belt games when leading at halftime. GS is 38-3 when leading with five minutes to go.

• Tookie Brown was named Sun Belt Player of the Week Nov. 20 after averaging 20 points, 4.8 assists, 4.3 rebounds and a steal a game while shooting 55 percent from the floor and 76 percent from the free-throw line in four games.

• Mark Byington is coaching in his 188th career game and his 177th at Georgia Southern. The victory over Florida Atlantic Nov. 16 was the 100th of his career, and his 98 wins in his first five-plus seasons at Georgia Southern are the best of any coach in the modern era. He is two wins away from becoming the fifth coach to win 100 games at Georgia Southern. He posted a 7-4 record at College of Charleston in 2012, filling in as the interim coach for Bobby Cremins.

• Under Byington, Georgia Southern is 67-14 in games when leading at half and 84-10 when leading with five minutes to go.

• Georgia Southern is 26-7 in Hanner Fieldhouse in its last 33 contests there, 54-19 in five-plus years under Mark Byington and 29-9 in Sun Belt games. The Eagles are 4-1 in Hanner this season.

• GS has six scholarship newcomers on the roster, the most in a season during head coach Mark Byington's tenure. The Eagles returned just five lettermen, but three seniors were starters the last two seasons and the five returners entered the campaign with 3,936 career points among them, the 12th-most in the country.

• The Eagles' 80-77 win over Montana Nov. 18 in the Islands of the Bahamas showcase championship game was the first victory over a team from the Big Sky Conference in school history. It's the Eagles' first in-season tournament title since winning the Islander Classic in Corpus Christi, Texas, in 2003.

• Tookie Brown was named the Islands of the Bahamas MVP, and Montae Glenn joined him on the all-tournament team.

• Georgia Southern won three games in three days despite losing Quan Jackson, who was the team's leading scorer at the time, late in the opening game of the weekend, and starting forward Isaiah Crawley missed the second half of the championship game with an injury.

• The tournament in the Bahamas was the second time the Eagles have played regular season games outside the United States in the last six years. GS split two contests in

Continued on page 4

SERIES VS. UTA

Overall: Tied 4-4 (L1)

Home: GS leads 4-1 (W1)

Away: GS trails 0-3 (L3)

Neutral: Series tied 0-0

Sun Belt Regular Season: GS trails 3-4 (L1)

Sun Belt Tournament: Series tied 0-0

12-29-1972.....H.....W.....73-69

12-30-2014.....SBC.....A.....L.....61-62

3-5-2015.....SBC.....H.....W.....76-64

1-2-2016.....SBC.....A.....L.....72-92

2-4-2016.....SBC.....H.....W.....82-73

2-20-2017.....SBC.....H.....L.....71-81

1-27-2018.....SBC.....H.....W.....74-59

2-22-2018.....SBC.....A.....L.....63-83

SERIES NOTES

Largest margin of victory:.....15, 74-59, 1/27/18

Largest margin of defeat:.....20, twice, 83-63, 2/22/18

Most points:.....82, 2/4/16

Most points allowed:.....92, 1/2/16

Fewest points:.....61, 12/30/14

Fewest points allowed:.....62, 12/30/14

THE SERIES

• This is the ninth meeting in the all-time series, which began in 1972 when the Eagles topped the Mavs, 73-69, in the Claxton Fruitcake Classic in Hanner Fieldhouse.

• The Eagles are 3-4 against the Mavs since joining the Sun Belt in 2014 but have yet to win in the College Park Center. It's the only facility in the Sun Belt in which the Eagles have not posted a victory.

• **Last Meeting - 2/22/18 - College Park Center:**

Kevin Hervey scored 21 points and hit all five of his 3-pointers in the second half to lead UTA to an 83-63 win over Georgia Southern.

• Montae Glenn tallied 12 points, seven rebounds, two assists, two steals and two blocked shots for Georgia Southern. David-Lee Jones Jr. scored 12, and Mike Hughes posted 10 points, eight rebounds and two steals. • Kaelon Wilson netted a career-high 23 points, 18 in the first half, to go along with five rebounds and four assists for UTA, and Erick Neal tallied 17 points, eight assists, seven rebounds and a pair of steals.

• With the score tied 41-41, Neal and Hervey each hit two 3-pointers in a 17-0 run for the Mavericks that opened up a 58-41 advantage with 12:36 left in the game. The Eagles missed 10 straight shots and logged two turnovers during the stretch that lasted over five minutes. • Hervey added three more triples, and the cushion ballooned to 69-45 with 9:49 to play. The Mavericks made 9 of 12 from the field with seven of them coming from distance over 7:27 in the frame. UTA shot 55 percent in the second half, including 8 of 17 from distance, and 52 percent for the contest.

LAST MEETING

Feb. 22, 2018, Arlington, Texas - College Park Center

VISITORS: Georgia Southern 17-11, 8-7

Player	fg	fga	3fg	3fga	ft	fta	reb	pf	tp	a	to	blk	s	min
Glenn, Montae-f	6	11	0	0	0	0	7	1	12	2	1	2	2	25
Allsmiller, Jake-f	3	9	3	9	0	0	0	1	9	0	0	0	0	27
Hughes, Mike-g	3	11	2	9	2	2	8	4	10	4	4	0	2	32
Smith, Ike-g	1	8	0	5	1	2	1	2	3	1	1	0	0	22
Brown, Tookie-g	4	10	1	4	0	0	4	1	9	2	3	0	1	29
Gladde, B.J.	1	4	0	0	0	0	2	1	2	0	0	0	0	7
O'Connell, Shawn	1	3	0	0	0	0	1	2	2	0	0	0	1	13
Jackson, Quan	1	6	0	4	0	0	2	0	2	1	1	1	0	18
Simmons, Coye	1	4	0	0	0	0	7	1	2	1	0	0	0	11
Jones Jr., David-Lee	5	12	2	3	0	0	1	2	12	1	1	0	0	16
TEAM							3							
Totals	26	78	8	34	3	4	36	15	63	12	11	3	6	200

TOTAL FG%	1st Half: 14-36 38.9%	2nd Half: 12-42 28.6%	Game: 33.3%
3-PT. FG%	1st Half: 4-15 26.7%	2nd Half: 4-19 21.1%	Game: 23.5%
F Throw %	1st Half: 1-2 50.0%	2nd Half: 2-2 100%	Game: 75.0%

HOME TEAM: UT Arlington 17-12, 8-8

Player	fg	fga	3fg	3fga	ft	fta	reb	pf	tp	a	to	blk	s	min
Harris, Julian-f	4	4	0	0	2	2	5	3	10	0	1	0	0	27
Hamilton, Johnny-c	2	4	0	0	1	2	5	4	5	0	2	6	1	28
Neal, Erick-g	6	12	2	6	3	3	7	1	17	8	4	1	2	33
Hawkins, Nathan-g	1	3	0	1	0	0	6	2	2	3	3	0	0	26
Wilson, Kaelon-g	9	16	3	5	2	5	0	23	4	1	1	0	31	
Bryant, DJ	0	2	0	1	0	0	2	1	0	4	1	0	2	13
Muirhead, Scott	0	4	0	4	0	0	1	0	0	0	1	0	0	3
Clarke, Mairega	2	4	0	1	2	3	2	5	0	2	0	0	1	15
Hervey, Kevin	8	13	5	8	0	0	9	0	21	2	3	0	1	24
TEAM							1							
Totals.....	32	62	10	26	9	11	44	13	83	21	18	8	6	200

TOTAL FG%	1st Half: 15-31 48.4%	2nd Half: 17-31 54.8%	Game: 51.6%
3-PT. FG%	1st Half: 2-9 22.2%	2nd Half: 8-17 47.1%	Game: 38.5%
F Throw %	1st Half: 5-5 100%	2nd Half: 4-6 66.7%	Game: 81.8%

Officials: Karl Hess, Patrick Evans, Nathan Quick

Technical fouls: Georgia Southern-None. UT Arlington-None.

Attendance: 2099

Score by Periods	1st	2nd	Total
Georgia Southern	33	30	63
UT Arlington	37	46	83

Points in the paint-GS 28, UTA 38. Points off turnovers-GS 15, UTA 7. 2nd chance points-GS 13, UTA 6. Fast break points-GS 6, UTA 8. Bench points-GS 20, UTA 26. Score tied-10 times. Lead changed-8 times. Last FG-GS 2nd-00:37, UTA 2nd-02:24. Largest lead-GS by 3 1st-15:38, UTA by 26 2nd-06:07. GS led for 04:07. UTA led for 30:18. Game was tied for 05:35.

EAGLES' CAREER NUMBERS

Name	GP	FGPct	3Pct	FTPct	Reb	Ast	Pts
Tookie Brown	5	.456	.417	.783	2.4	3.8	18.0
Simeon Carter	0	.000	.000	.000	0.0	0.0	0.0
Tyshaun Crawford	0	.000	.000	.000	0.0	0.0	0.0
Isaiah Crawley	0	.000	.000	.000	0.0	0.0	0.0
Trey Dawkins	0	.000	.000	.000	0.0	0.0	0.0
Will Dillard	0	.000	.000	.000	0.0	0.0	0.0
Montae Glenn	5	.500	.000	1.000	3.6	0.4	5.2
Quan Jackson	2	.385	.429	.500	2.5	0.5	7.0
David-Lee Jones Jr.	2	.385	.500	.750	1.0	1.0	7.5
Elijah McCadden	0	.000	.000	.000	0.0	0.0	0.0
Ike Smith	5	.383	.303	.583	3.8	0.8	14.0
David Viti	0	.000	.000	.000	0.0	0.0	0.0
Calvin Wishart	0	.000	.000	.000	0.0	0.0	0.0

GEORGIA SOUTHERN'S RECORD WHEN...

GENERAL	BYINGTON ERA	2018-19	SBC
At Home	54-19	4-1	29-9
On the Road	32-51	1-5	17-22
Neutral Site	12-8	3-0	2-4
Overtime Game	4-4	0-0	3-2
Day game	32-25	2-2	15-9
Night game (after 6pm)	65-50	6-4	31-23

HALFTIME	BYINGTON ERA	2018-19	SBC
GS leads at halftime	67-14	4-0	33-7
GS trails at halftime	29-60	4-5	14-26
Tied at halftime	2-4	0-1	0-0

SCORING	BYINGTON ERA	2018-19	SBC
GS scores 100+ points	10-0	2-0	1-0
GS scores 90+ points	12-3	1-1	4-1
GS scores 80+ points	29-6	4-1	15-1
GS scores 70+ points	38-18	1-2	16-10
GS scores 60+ points	39-42	0-2	16-18
GS scores less than 60 points	6-15	0-0	5-4
Opp. scores 100+ points	1-2	0-1	1-1
Opp. scores 90+ points	1-9	0-2	0-2
Opp. scores 80+ points	11-27	1-1	6-11
Opp. scores 70+ points	24-28	5-1	11-9
Opp. scores 60+ points	37-35	1-1	19-12
Opp. scores less than 60 points	33-3	1-0	13-1

MARGINS	BYINGTON ERA	2018-19	SBC
Games decided by 1 point	5-5	0-0	2-2
Games decided by 5 points or less	31-28	2-3	22-14
Games decided by 6-9 points	18-13	1-1	10-7
Games decided by 10-19 points	22-22	3-1	9-10
Games decided by 20+ points	22-12	2-1	5-2

LAST 5 MINUTES	BYINGTON ERA	2018-19	SBC
GS leads with 5:00 left	84-10	8-2	38-3
GS trails with 5:00 left	13-66	0-4	7-31
GS tied with 5:00 left	1-2	0-0	1-0

MONTH	BYINGTON ERA	2018-19	SBC
November	23-16	5-2	--
December	21-18	3-3	2-3
January	26-15	0-1	24-11
February	21-19	0-0	18-13
March	7-11	0-0	4-6

DAY	BYINGTON ERA	2018-19	SBC
Monday	12-7	0-0	4-4
Tuesday	9-9	2-2	1-2
Wednesday	4-5	1-0	0-1
Thursday	24-15	0-2	15-10
Friday	11-8	2-1	3-0
Saturday	37-28	2-1	23-15
Sunday	1-6	1-0	0-1

CONFERENCE	BYINGTON ERA	2018-19	SBC
AAC	1-1	0-0	-
ACC	1-3	0-0	-
Atlantic 10	2-1	1-1	-
Atlantic Sun	6-1	0-0	-
Big 12	0-1	0-0	-
Big South	3-5	0-1	-
Big Sky	1-0	0-0	-
Big Ten	0-2	0-0	-
Colonial	0-1	0-0	-
Conference USA	3-3	1-1	-
MAC	0-1	0-0	-
MEAC	7-1	0-0	-
MVC	2-1	1-0	-
Pac-12	0-1	0-1	-
SEC	0-2	0-0	-
Southern	9-15	1-1	-
Southland	0-1	0-0	-
Sun Belt	48-35	0-1	-
WAC	2-2	0-0	-
WCC	1-0	1-0	-
Non-Division I	14-0	2-0	-

MARGIN OF VICTORY

2-	3	4	5	6	7	8	9	10	11	12	13	14	15+
0	1	0	1	0	0	0	1	2	0	0	0	0	3

MARGIN OF DEFEAT

2-	3	4	5	6	7	8	9	10	11	12	13	14	15+
0	1	1	1	0	1	0	0	0	0	1	0	0	1

Cancun, Mexico, in 2013, topping Presbyterian 76-66 and falling 67-65 to Oral Roberts.

- GS started 5-0 for the second straight season. The last time the Eagles started the campaign 5-0 in consecutive years was in the 1949-50 and 1950-51 seasons.

- Georgia Southern senior guards Tookie Brown and Ike Smith were named All-Sun Belt, and the Eagles were picked in a tie for second in the conference's Preseason Men's Basketball Coaches Poll.

- The Sun Belt poll followed a trend of preseason praise for the Eagles. Athlon, Lindy's, Street & Smith's and The Blue Ribbon College Basketball Yearbook all had Brown on the preseason All-Sun Belt team and the Eagles picked in the top-3 of the conference.

- With a 21-12 record last season, Georgia Southern reached 20 wins for the second time in four years.

STAT STUFFERS

- Tookie Brown scored 20 points at UCF Dec. 11 to become Georgia Southern's career scoring leader in the Division I era. His floater in the lane over the 7-foot-6 Tacko Fall with 5:31 to play sent the senior past Julius Jenkins in the school record books. He is 10th on the Sun Belt career scoring list and already the school's leader in career free throws and free throw attempts.

- Brown will be honored and given the game ball from UCF prior to the Eagles' contest against UTA Jan. 24, in Hanner Fieldhouse.

- Brown became the fourth Eagle to reach 300 assists in his junior season, joining C.Y. Young (1989-93), Dwayne Foreman (2004-08) and Terry Williams (2001-05). He became the fifth Eagle with 400 assists in his career, reaching the milestone against ETSU Nov. 27, and is 57 shy of 500.

- Brown is the second Eagle to post 1,500 points and 400 assists, joining C.Y. Young (1,517 pts, 530 asts). He is the first Eagle to score 500-plus points in three straight seasons.

- Brown reached 400 rebounds for his career at Texas State Jan. 3.

- Ike Smith is ranked 13th on the school's career scoring list in the Division I era and needs eight rebounds to reach 500 for his career.

- The senior needs 21 points and eight rebounds to become the fifth Eagle with 1,500 career points and 500 rebounds, joining Jeff Sanders (1,861 pts, 893 reb), Kevin Anderson (1,843 pts, 986 reb), Matt Simpkins (1,684 pts, 642 reb) and Louis Graham (1,581 pts, 908 reb).

- Montae Glenn became the 16th Eagle to surpass 500 rebounds when he corralled 10 in the season opener vs. Carver Nov. 7. The senior is 24 boards away from becoming the 12th Eagle with 600 in the Division I era.

LAST TIME OUT

- Tre Nottingham scored 24 points, and Texas State shot 50 percent in the first half to score a 73-70 win over Georgia Southern in the Sun Belt Conference opener for both schools Thursday night in Strahan Arena.

- Simeon Carter collected a career high 20 points and added nine rebounds, and Isaiah Crawley notched 16 points and five boards in just 21 minutes of action. Tookie Brown posted 13 points, six assists and six rebounds to go over 400 caroms for his career. Quan Jackson added 13 points, six boards and two steals.

- Trailing 68-54 late in the contest, Georgia Southern

used a 16-5 run to cut the margin to 73-70 on a Carter jump hook with 21.2 seconds left. The Eagles were forced to foul and got two misses from the charity stripe from the Bobcats. Thanks to two offensive rebounds by Carter, GS had three tries at game-tying 3-pointers, but Calvin Wishart, Jackson and Brown came up empty.

- Alex Peacock hit a triple from the wing as Texas State went on a 9-2 run, and a fast-break layup by Shelby Adams opened a 41-32 cushion with 1:41 left in the first half. Crawley made a layup at the buzzer for the Eagles, and the Bobcats led 43-37 at the break.

- A dunk by Carter off a Brown assist cut the margin to 60-54 midway through the second stanza, forcing the Bobcats to call timeout. Texas State answered with consecutive triples by Nottingham out of the stoppage, and a pull-up jumper by Nijal Pearson opened a 68-54 cushion, the Bobcats largest of the game, with 8:24 remaining.

- The Eagles were without starters Ike Smith and Montae Glenn, who sat out the game with injuries, and Crawley fouled out with 8:51 left in the contest.

- After making 24 3-pointers in its last two contests, the Eagles went 3 of 19 from behind the arc for the game and missed three in the last possession of the contest.

ASSAULT ON THE RECORD BOOKS

- GS overcame a 22-point deficit with 2:16 left in the first half against George Mason, the Eagles' biggest come-from-behind win since erasing a 24-point halftime deficit in a 91-88 overtime win over Little Rock Feb. 28, 1991.

- The Eagles shot 77.8 percent (21-27) in the second half against George Mason, the highest since making 80.8 percent in the second half against UIC Nov. 28, 2005.

- The Eagles' 58.9 shooting percentage (33-56) against the Patriots was the highest against a Division I opponent since shooting 59.2 percent against The Citadel Feb. 19, 2007. GS shot 58.8 (30-51) percent against Pepperdine Nov. 17.

- Against Carver, the Eagles broke the school record for points in a game in the Division I era with a lay-in by Trey Dawkins off a Daniel Cooper assist with 3:07 to go. The previous mark was 126, set against Georgia State in 1974.

- The Eagles were one point shy of tying the school overall mark of 140, set against High Point Dec. 17, 1955.

- The 88-point margin of victory was also the second-highest in school history to the Eagles' 90-point win over Georgia State Feb. 24, 1951.

- Quan Jackson had eight steals against Carver to tie the school single-game record. He shares it with Johntavious Rucker, who tallied eight against Reinhardt in 2010.

TOUGH SCHEDULE

- Georgia Southern's non-conference schedule is rated the 41st most difficult in the country by the NCAA Net, making it the most difficult in the Sun Belt.

- Seven of the Eagles' 11 games against Division I opponents are in the first two quadrants, meaning their current NET rating is no higher than 135.

- The Eagles played three teams who were in the top-100 in the NCAA RPI last season and seven that were inside the top-165. Arizona, Bradley, ETSU and Radford all posted 20-plus wins, and the Eagles defeated 2018 Big Sky Champion Montana, which went 26-8, in the

SUN BELT PRESEASON

1. Georgia State (12) - 144
2. **Georgia Southern - 125**
- Louisiana - 125
4. ULM - 89
- Troy - 89
6. Appalachian State - 86
7. South Alabama - 80
8. Texas State - 67
9. Arkansas State - 42
10. Coastal Carolina - 40
11. UTA - 33
12. Little Rock - 16

All-Sun Belt First Team

Ronshad Shabazz, Appalachian State (Sr., G, Raleigh, N.C.)

Tookie Brown, Georgia Southern (Sr., G, Madison, Ga.)

D'Marcus Simonds, Georgia State (Sr., G, Gainesville, Ga.)

Travis Munnings, ULM (Sr., F, Freeport, Bahamas)

Jordon Varnado, Troy (Sr., F, Brownsville, Tenn.)

All-Sun Belt Second Team

Zac Cuthbertson, Coastal Carolina (Sr., F, New Bern, N.C.)

Devin Mitchell, Georgia State (Sr., G, Suwanee, Ga.)

JaKeenan Gant, Louisiana (Sr., F, Springfield, Ga.)

Rodrick Sikes, South Alabama (Sr., G, Ocean Springs, Miss.)

Nijal Pearson, Texas State (Sr., G, Beaumont, Texas)

All-Sun Belt Third Team

Ty Cockfield II, Arkansas State (Sr., G, Gainesville, Ga.)

Ike Smith, Georgia Southern (Sr., G, Gainesville, Fla.)

Marcus Stroman, Louisiana (Sr., G, Columbia, S.C.)

Michael Ertel, ULM (So., G, Indianapolis, Ind.)

Josh Ajayi, South Alabama (Sr., F, El Monte, Calif.)

Preseason Player of the Year

D'Marcus Simonds, Georgia State (Sr., G, Gainesville, Ga.)

SERIES RECORDS VS. 2018-19 OPPONENTS

NON-CONFERENCE OVERALL	STRK	LAST
Arizona	0-1	L1 11/29/18, L 70-100 (away)
Bradley	2-4	W1 12/18/18, W 79-74 OT (Hanner)
Brewton-Parker	20-2	W15 12/14/18, W 101-64 (Hanner)
Carver College	2-0	W2 11/7/18, W 139-51 (Hanner)
UCF	1-4	L4 12/11/18, L 88-95 (away)
Dayton	0-1	L1 12/29/18, L 90-94 (away)
ETSU	18-14	L2 11/27/18, L 64-69 (Hanner)
Florida Atlantic	1-0	W1 11/16/18 (neutral)
George Mason	3-0	W3 11/13/18, W 98-89 (Hanner)
Mercer	75-40	W1 12/8/18, W 89-75 (away)
Montana	1-1	W1 11/18/18, W 80-77 (neutral)
Pepperdine	2-1	W1 11/17/18, W 88-78 (neutral)
Radford	3-1	L1 12/21/18, L 68-80 (away)
Towson	0-1	L1 11/22/17, L 67-70 (neutral)
SUN BELT OVERALL	STRK	LAST 17-18 18-19
Appalachian St.	23-26	W1 1/13/18, W 60-59 (A) 1-0 0-0
Arkansas St.	11-4	L1 2/3/18, L 89-91 (A) 1-1 0-0
Coastal Carolina	2-5	W1 1/11/18, W 77-66 (A) 1-0 0-0
Georgia St.	43-20	L1 3/10/18, L 67-73 (N) 1-2 0-0
Little Rock	18-15	W2 2/1/18, W 67-61 (A) 2-0 0-0
Louisiana	4-6	L1 2/10/18, L 91-102 (A) 0-1 0-0
ULM	8-11	W1 3/9/18, W 63-55 (N) 1-1 0-0
South Alabama	5-11	W1 3/1/18, W 81-74 (H) 1-1 0-0
UTA	4-4	L1 2/22/18, L 63-83 (A) 1-1 0-0
Texas State	6-3	L1 1/3/19, L 70-73 (A) 1-1 0-1
Troy	15-8	W2 3/3/18, W 89-83 (H) 2-0 0-0

Islands of the Bahamas Showcase.

- The Eagles opened the Sun Belt schedule at Texas State Jan. 3, marking the fourth time in their five seasons in the Sun Belt Conference that they have opened the league schedule on the road.
- GS starts its league schedule with four of six on the road but finish the season with five of seven at home.

TEAM CAPTAINS

- Seniors Montae Glenn, Tookie Brown and Ike Smith are the team captains this season.
- Brown is a captain for the third straight year, and Smith is a captain for the second straight season.

CAROLINA CONNECTIONS

- Five Eagles hail from North Carolina.
- Redshirt junior Simeon Carter is from Charlotte, junior Trey Dawkins is from Forest City, freshman Elijah McCadden is from Rocky Mount, freshman Will Dillard is from Greensboro and freshman Eito Yuminami is from Mooresville.

A BIG MAN!

- Redshirt Freshman center Tyshaun Crawford may be one of the most ballyhooed Georgia Southern recruits in some time simply because of his size. He is a legit 7-footer, and the first on a Georgia Southern roster since Emmett Smith played for the Eagles from 1989-91.
- His high school coach, Willie Reese, and AAU coach, James Forrest, both played four seasons at Georgia Tech for legendary coach Bobby Cremins, who served as Byington's mentor at College of Charleston.
- Byington brought in 6-foot-11 Wyatt Sikora, who transferred after his freshman season from Stetson and was set to play in the 2015-16 season, but he was forced to retire from basketball after a medical condition was discovered during preseason medical testing.
- Krzysztof Janiszewski, who played for the Eagles from 2006-10, was 6-foot-11.

A STAFF OF HEAD COACHES

- In addition to head coach Mark Byington, assistant coaches Ben Betts and Jon Cremins have experience in the first chair.
- Betts compiled a 52-41 record at South Carolina State from 2003-06. His squad won the MEAC regular-season title after posting an 18-11 record in 2003-04.
- Cremins spent two seasons as the head coach at Spartanburg Methodist College and led the Pioneers to a combined 55-11 record and consecutive appearances in the NJCAA Division I Men's Basketball Championship. He was named the Region X Coach of the Year and District X Coach of the Year for the second straight season after guiding Spartanburg Methodist to a top-25 national ranking and 29-4 overall record in 2016-17.
- Byington, Cremins and assistant coach Andrew Wilson all coached together at College of Charleston from 2010-12.

FREE HOOPS

- Georgia Southern is 37-43 in overtime contests and 5-7 in its last 12. GS topped Bradley 79-74 in Hanner Fieldhouse Dec. 18, 2018, in its last overtime game.
- The Eagles lost their last overtime game in Sun Belt play, a 66-64 home setback to ULM Feb. 8, 2018.

HURRICANE RELIEF

- Georgia Southern has played in a charity exhibition game to aid hurricane relief efforts in each of the last two seasons. GS topped Augusta 88-67 in Christenberry Fieldhouse in 2017 and defeated Charleston Southern 79-61 Oct. 30.
- All proceeds from both contests were donated to the American Red Cross to assist victims of hurricanes. Supported by the National Association of Basketball Coaches (NABC), the NCAA allowed schools to apply for a waiver for a special additional exhibition contest to benefit relief efforts.

BOARDING THE MOTHERSHIP

- Georgia Southern's home contest against Troy in Hanner Fieldhouse Feb. 15, at 9 p.m. will be broadcast live on ESPN2.
- In addition to its 16 games on ESPN+ as part of the Sun Belt Conference package, GS games at Arizona Nov. 29 (Pac 12 Network), at UCF Dec. 11 (ESPN3), at Dayton Dec. 29 (NBCSN), at Mercer Dec. 8 (ESPN3) and at Radford Dec. 21 (ESPN+) will be broadcast. That gives the Eagles 23 live broadcasts on the ESPN family of networks, the PAC 12 Network and NBCSN.
- Eagle home games not on ESPN+ can be seen live on TrueBlue TV for free.
- The Sun Belt Men's Basketball Tournament will be streamed on ESPN+, and the championship game Sunday, March 17, will air on ESPN2 at 2 p.m. ET.

GS SIGNS THREE

- Trevion Lamar (Savannah, Ga./Jenkins/Northern Oklahoma), Mackenzie McFatten (Douglas, Ga./Coffee) and Jalen Cincore (Bartlett, Tenn./Bartlett) have signed National Letters of Intent to attend Georgia Southern and compete for the Eagles, beginning in the 2019-20 season.
- Lamar will play out his sophomore season at Northern Oklahoma and join the Eagles as a junior in eligibility. He was named a second-team national JUCO Super Sophomore in Street & Smith's Preseason Preview and named Region 2 Preseason Player of the Year. Lamar averaged 16 points, eight rebounds and three assists as a freshman and was named first-team all-region and first-team All-OCAC. He averaged 20 points and 9.5 rebounds as a senior at Jenkins High School and was named AAA first-team all-state, the Region 3 AAA Player of the Year and *Savannah Morning News* Player of the Year in 2017.
- McFatten averaged 11.8 points, 8.3 rebounds and two assists a game at Coffee High School and played in the Georgia Athletic Coaches Association Junior-Senior All-Star Game. He was named the GHSA Region 1 6A Offensive Player of the Year and first-team all-region as a junior.
- Cincore is rated one of the Top-10 players in Tennessee's class of 2019. He averaged 24.5 points, six rebounds, 4.2 assists and 1.2 steals for the Tennessee Panthers AAU team last summer.

NEXT UP

- Georgia Southern plays its Sun Belt home opener against ULM Thursday at 7 p.m. in Hanner Fieldhouse.
- **Promo:** Faculty/Staff Appreciation Night - General Admission tickets are only \$5 with an Eagle ID.

2018-19 GEORGIA SOUTHERN MEN'S BASKETBALL

GEORGIA SOUTHERN RANKINGS SUMMARY (through Jan. 3)

TEAM CATEGORY	NCAA	SBC	STAT	INDIVIDUAL CATEGORY	NCAA	SBC	STAT
3-pt Field Goal Attempts (351 ranked)	220	10	293	3-pt Field Goal Attempts (245 ranked)			
Assist Turnover Ratio (351 ranked)	201	7	0.98	Assist Turnover Ratio (249 ranked)	Tookie Brown	110	3 2.15
Assists Per Game (351 ranked)	193	6	13.6	Assists Per Game (247 ranked)	Tookie Brown	69	3 5.1
Blocked Shots Per Game (350 ranked)	99	6	4.1	Blocked Shots Per Game (237 ranked)			
Defensive Rebounds per Game (351 ranked)	141	4	26.36	Defensive Rebounds per Game (247 ranked)			
Fewest Fouls (351 ranked)	147	3	244	Double Doubles (180 ranked)	Montae Glenn	121	4 3
Fewest Turnovers (351 ranked)	220	6	194	Field-Goal Percentage (250 ranked)	Tookie Brown	111	5 52.0
Field-Goal Percentage (351 ranked)	14	2	50.4	Quan Jackson	207	10 47.3	
Field-Goal Percentage Defense (351 ranked)	274	12	45.4	Free Throw Attempts (236 ranked)	Tookie Brown	73	4 82
Free Throw Attempts (351 ranked)	41	2	334	Free Throws Made (248 ranked)	Tookie Brown	89	5 60
Free Throws Made (351 ranked)	83	3	217	Free-Throw Percentage (243 ranked)			
Free-Throw Percentage (351 ranked)	299	10	65.0	Minutes Per Game (250 ranked)	Tookie Brown	196	6 32:47
Offensive Rebounds Per Game (351 ranked)	236	9	9.57	Offensive Rebounds Per Game (249 ranked)	Montae Glenn	122	2 2.58
Personal Fouls Per Game (351 ranked)	111	3	17.4	Points Per Game (249 ranked)	Tookie Brown	167	9 16.6
Rebound Margin (351 ranked)	236	7	-0.8	Quan Jackson	216	11 15.9	
Scoring Defense (351 ranked)	298	9	77.7	Rebounds Per Game (246 ranked)			
Scoring Margin (351 ranked)	101	2	8.3	Steals Per Game (248 ranked)	Quan Jackson	13	1 2.58
Scoring Offense (351 ranked)	10	1	86.0	Tookie Brown	191	8 1.57	
Steals Per Game (351 ranked)	41	2	8.3	Three-Point Field Goals Per Game (250 ranked)			
Three Pt FG Defense (351 ranked)	199	7	34.0	Three-Point Field-Goal Percentage (150 ranked)			
Three-Point Field Goals Per Game (351 ranked)	298	11	6.4	Total 3-point FGM (233 ranked)			
Three-Point Field-Goal Percentage (351 ranked)	313	11	30.4	Total Assists (242 ranked)	Tookie Brown	59	3 71
Total 3-point FGM (351 ranked)	271	11	89	Total Blocks (218 ranked)	Simeon Carter	189	5 15
Total Assists (351 ranked)	170	5	191	Total Field Goal Attempts (245 ranked)			
Total Blocks (351 ranked)	84	5	58	Total Field Goals Made (242 ranked)	Tookie Brown	183	8 79
Total Rebounds (351 ranked)	154	6	503	Total Minutes (250 ranked)	Tookie Brown	181	4 459:07
Total Rebounds Per Game (351 ranked)	190	9	35.93	Total Points (249 ranked)	Tookie Brown	147	7 233
Total Steals (351 ranked)	34	2	116	Total Rebounds (244 ranked)			
Turnover Margin (347 ranked)	30	1	4.1	Total Steals (216 ranked)	Quan Jackson	27	2 31
Turnovers Forced (351 ranked)	13	1	17.93	Tookie Brown	144	6 22	
Turnovers Per Game (351 ranked)	203	4	13.9	Triple Doubles (1 ranked)			
Won-Lost Percentage (351 ranked)	155	5	57.1				

2018-19 GEORGIA SOUTHERN MEN'S BASKETBALL

QUICK FACTS

GENERAL INFORMATION

School	Georgia Southern University
Location	Statesboro, Ga.
Founded.....	December 1, 1906
Enrollment	27,459
Nickname.....	Eagles
Mascot	GUS
Live Mascot	Freedom
Colors	Navy Blue & White
Home Arena	Hanner Fieldhouse (3,897)
Conference	Sun Belt
Interim President	Shelley C. Nickel (Interim)
Athletics Director	Tom Kleinlein
Faculty Athletics Rep.	Dr. Chris Geyerman

HISTORY

First Year of Basketball	1926-27
First Year of Division I	1971-72
First Year in TAAC	1980-81
First Year in Southern Conference	1992-93
First Year in Sun Belt.....	2014-15
All-Time Record	1,246-978
Sun Belt Record (4 seasons)	46-31
SoCon South Division Championships	3 (2002, 2004, 2006)
TAAC Regular Season Championships.....	4 (1985, 1988, 1989, 1992)
NCAA Appearances.....	3 (1983, 1987, 1992)
NIT Appearances	3 (1988, 1989, 2006)

COACHING STAFF

Head Coach	Mark Byington
.....	UNC Wilmington, 1998
Career Record	105-82 (Sixth Season)*
at Georgia Southern	98-78 (Sixth Season)
Assistant Coach	Andrew Wilson
Assistant Coach	Ben Betts
Assistant Coach	Jon Cremins
Director of Basketball Operations	Alex Meltzer
Basketball Strength Coach	Jeff Ward
Athletic Trainer.....	Nick Sparacio
Director of Player Development	Willie Powers

*Went 7-4 as interim at College of Charleston in 2012

GS LAST WIN VS. CONFERENCES

AMERICA EAST	at Maine - 91-77 - 11/24/02
AMERICAN	at USF - 68-63 - 12/15/14
ATLANTIC 10	George Mason - 98-89 - 11/13/18
ACC	at Wake Forest - 85-83 - 11/10/17
ATLANTIC SUN	at Kennesaw State - 78-69 - 12/19/17
BIG 12	Never
BIG EAST	Never
BIG SKY	vs Montana - 80-77 - 11/18/18
BIG SOUTH	vs Radford - 11/26/16
BIG TEN	Never
BIG WEST	UC Davis - 116-73 - 11/12/06
CAA	Georgia State - 68-64 - 12/29/12
CONFERENCE USA	vs. FAU - 80-70 - 11/16/18
HORIZON	Illinois-Chicago - 89-69 - 11/28/05
IVY	Brown - 87-76 - 12/19/81
MAAC	Rider - 94-72 - 12/20/73
MAC	Northern Illinois - 72-70 - 12/8/06
MEAC	vs Savannah State - 102-91 - 12/9/17
MISSOURI VALLEY	vs Bradley - 79-74 (OT) - 12/18/18
MOUNTAIN WEST	Never
NORTHEAST	Wagner - 78-59 - 12/15/03
OHIO VALLEY	Jacksonville St. - 66-63 - 2/21/09
PAC-12	Never
PATRIOT	Boston University - 100-81 - 12/27/73
SEC	South Carolina - 82-69 - 12/8/92
SOCON	Mercer - 89-75 - 12/8/18
SOUTHLAND	Texas A&M Corpus-Christi - 78-69 - 12/28/07
SWAC	Mississippi Valley St. - 62-52 - 12/22/12
SUMMIT	Oral Roberts - 80-76 - 1/16/71
WEST COAST CONF	Pepperdine - 88-78 - 11/17/18
WAC	UMKC - 78-75 - 11/21/17

MISCELLANEOUS STATS

DOUBLE-FIGURE SCORING

PLAYER	2018-19	CAREER	CONSECUTIVE
Tookie Brown	14	96	19
Ike Smith	8	74	0
Montae Glenn	8	28	0
Quan Jackson	11	23	7
David-Lee Jones Jr.	5	9	0
Isaiah Crawley	7	7	6
Elijah McCadden	5	5	0
Simeon Carter	3	3	1
Calvin Wishart	2	2	0
Trey Dawkins	2	2	0
Tyshaun Crawford	1	1	0

DOUBLE FIGURE REBOUNDING

PLAYER	2018-19	CAREER	CONSECUTIVE
Montae Glenn	3	14	0
Ike Smith	1	4	0
Tookie Brown	0	1	0
Isaiah Crawley	1	1	0

20-POINT GAMES

PLAYER	2018-19	CAREER	CONSECUTIVE
Tookie Brown	6	47	0
Ike Smith	1	27	0
Quan Jackson	4	4	0
Simeon Carter	1	1	1

30-POINT GAMES

PLAYER	2018-19	CAREER	CONSECUTIVE
Tookie Brown	2	5	0

DOUBLE-DOUBLES

PLAYER	2018-19	CAREER	CONSECUTIVE
Montae Glenn	3	11	0
Ike Smith	1	4	0
Tookie Brown	0	2	0
Isaiah Crawley	1	1	0

TIMES LED IN SCORING

PLAYER	2018-19	CAREER	CONSECUTIVE
Tookie Brown	7	57	0
Ike Smith	2	29	0
Montae Glenn	0	3	0
Quan Jackson	4	5	0
David-Lee Jones Jr.	0	1	0
Simeon Carter	1	1	1

TIMES LED IN REBOUNDING

PLAYER	2018-19	CAREER	CONSECUTIVE
Montae Glenn	6	41	0
Ike Smith	1	23	0
Tookie Brown	1	9	0
Quan Jackson	3	4	0
Isaiah Crawley	4	4	0
Simeon Carter	2	2	1

TIMES LED IN ASSISTS

PLAYER	2018-19	CAREER	CONSECUTIVE
Tookie Brown	12	81	7
Ike Smith	0	8	0
Quan Jackson	0	3	0
David-Lee Jones Jr.	1	2	0
Calvin Wishart	2	2	0

STARTS

PLAYER	2018-19	CAREER	CONSECUTIVE
Tookie Brown	14	106	27
Ike Smith	10	93	0
Montae Glenn	12	70	0
Quan Jackson	12	21	9
Isaiah Crawley	12	12	7
David-Lee Jones Jr.	2	5	0
Elijah McCadden	6	6	4
Simeon Carter	2	2	1

FIRST OFF THE BENCH

PLAYER	2018-19	CAREER	CONSECUTIVE
Montae Glenn	0	14	0
Quan Jackson	0	11	0
Ike Smith	0	6	0
David-Lee Jones Jr.	9	12	1
Elijah McCadden	7	7	0
Trey Dawkins	3	3	1
Tookie Brown	0	1	0
Isaiah Crawley	1	1	0
Simeon Carter	4	4	0
Calvin Wishart	1	1	1

STARTING LINEUPS

	Guard	Guard	Guard	Forward	Forward
Carver	Brown	Smith	Jackson	Glenn	Crawley
GMU	Brown	Smith	Jackson	Glenn	Crawley
vs. FAU	Brown	Smith	Jackson	Glenn	Crawley
vs. Pep	Brown	Smith	Jones Jr.	Glenn	Crawley
vs. Montana	Brown	Smith	Jones Jr.	Glenn	Crawley
ETSU	Brown	Smith	Jackson	Glenn	McCadden
at Zona	Brown	Smith	Jackson	Glenn	McCadden
at Mercer	Brown	Smith	Jackson	Glenn	Crawley
at UCF	Brown	Smith	Jackson	Glenn	Crawley
BPC	Brown	Smith	Jackson	Carter	Crawley
Bradley	Brown	McCadden	Jackson	Glenn	Crawley
at RU	Brown	McCadden	Jackson	Glenn	Crawley
at UD	Brown	McCadden	Jackson	Glenn	Crawley
at Tex St	Brown	McCadden	Jackson	Carter	Crawley
at UTA					
ULM					
ULL					
at Troy					
at USA					
UTA					
Tex St.					
at GSU					
at ULL					
at ULM					
USA					
Troy					
at CCU					
at App					
LR					
ASU					
GSU					

BREAKDOWN

Record	Guard	Guard	Guard	Forward	Forward
4-1	Brown	Smith	Jackson	Glenn	Crawley
2-0	Brown	Smith	Jones Jr.	Glenn	Crawley
0-2	Brown	Smith	Jackson	Glenn	McCadden
1-0	Brown	Smith	Jackson	Carter	Crawley
1-2	Brown	McCadden	Jackson	Glenn	Crawley
0-1	Brown	McCadden	Jackson	Carter	Crawley

CHART CLIMBERS

NCAA Active Career Scoring (through Jan. 3)

Rk.	Name, Years	Total
1.	Chris Clemons, Campbell	2,645
2.	Mike Daum, South Dakota St.	2,626
3.	Jon Elmore, Marshall	2,137
4.	Tyler Hall, Montana St.	2,082
5.	Fletcher Magee, Wofford	2,052
6.	Matt Morgan, Cornell	1,972
7.	Garrison Mathews, Lipscomb	1,961
8.	Tookie Brown, Ga. Southern	1,938

Georgia Southern Career Scoring

Rk.	Name, Years	Total	Needs
1.	Chester Webb, 1953-56*	2,542	592
2.	Chester Curry, 1957-60*	2,008	58
3.	Tookie Brown, 2015-Pres.	1,951	450
4.	Julius Jenkins, 1999-03	1,870	391
5.	Jeff Sanders, 1985-89	1,861	382
6.	Kevin Anderson, 1975-79	1,843	364
7.	Matt Simpkins, 1975-79	1,839	360
8.	Jelani Hewitt, 2010-15	1,810	331
9.	Johnny Mills, 1970-74^	1,787	308
10.	Elton Nesbitt, 2003-06	1,731	252
11.	Louis Graham, 2004-08	1,581	102
12.	Don "Whitey" Verstaete, 1958-60*	1,519	40
13.	Charlton Young, 1989-93	1,517	38
14.	Bill Pickens, 1962-66*	1,501	20
15.	Ben Drayton III, 2008-12	1,495	16
16.	Eric Ferguson, 2010-15	1,482	3
17.	Ike Smith, 2015-Pres.	1,480	--

*Prior to Division I modern era

^One season prior to Division I modern era

Georgia Southern Career Scoring in D-I Era

Rk.	Name, Years	Total	Needs
1.	Tookie Brown, 2015-Pres.	1,951	450
2.	Julius Jenkins, 1999-03	1,870	391
3.	Jeff Sanders, 1985-89	1,861	382
4.	Kevin Anderson, 1975-79	1,843	364
5.	Matt Simpkins, 1975-79	1,839	360
6.	Jelani Hewitt, 2010-15	1,810	331
7.	Elton Nesbitt, 2003-06	1,731	252
8.	Johnny Mills, 1970-74	1,659*	180
9.	Louis Graham, 2004-08	1,581	102
10.	Charlton Young, 1989-93	1,517	38
11.	Ben Drayton III, 2008-12	1,495	16
12.	Eric Ferguson, 2010-15	1,482	3
13.	Ike Smith, 2015-Pres.	1,480	--
14.	John Fowler, 1976-80	1,410	--
15.	Frank Bennett, 2000-04	1,392	--

*Total from three Division I seasons only

Sun Belt Career Scoring

Rk.	Name, Years	Total	Needs
1.	Bo McCaleb, UNQ, 2003-08	2,679	729
2.	Shawn Long, LA, 2012-16	2,342	392
3.	Charlie Bradley, USF, 1981-85	2,319	369
4.	Courtney Lee, WKU, 2004-08	2,238	288
5.	Jeff Hodge, USA, 1985-89	2,221	271
6.	Wesley Person, Troy, 2014-18	2,063	113
7.	Chad Kinch, UNCC, 1976-80	2,020	70
8.	Greg Gantt, FAU, 2010-13	1,972	22
9.	Anthony Carver, ODU, 1986-90	1,958	8
10.	Tookie Brown, GS, 2015-Pres.	1,951	-

Georgia Southern Career Free Throws Made

Rk.	Name, Years	Total	Needs
1.	Tookie Brown, 2015-Pres.	532	271
2.	Jelani Hewitt, 2010-15	394	133
3.	Elton Nesbitt, 2003-06	353	92
4.	Frank Bennett, 2000-04	347	86
5.	Jeff Sanders, 1985-89	329	68
6.	Louis Graham, 2004-08	320	59
7.	Julius Jenkins, 1999-03	319	58
8.	Eric Ferguson, 2010-15	318	57
9.	Kevin Anderson, 1975-79	311	50
10.	Mike Hughes, 2014-18	310	49
11.	Ben Drayton, 2008-12	304	43
12.	Richard Wallace, 1971-74*	291	30
13.	Kevin Anderson, 1975-79	278	17
--	Ike Smith, 2015-Pres.	262	--

*Three Division I seasons only

Georgia Southern Career Free Throw Attempts

Rk.	Name, Years	Total	Needs
1.	Tookie Brown, 2015-Pres.	691	284
2.	Frank Bennett, 2000-04	548	141
3.	Eric Ferguson, 2010-15	499	92
4.	Jelani Hewitt, 2010-15	490	83
5.	Louis Graham, 2004-08	488	81
6.	Jeff Sanders, 1985-89	476	69
7.	Kevin Anderson, 1975-79	466	59
8.	Elton Nesbitt, 2003-06	434	27
9.	Ben Drayton III, 2008-12	432	25
10.	Julius Jenkins, 1999-03	428	21
11.	Mike Hughes, 2014-18	418	11
12.	Richard Wallace, 1971-74*	408	1
--	Ike Smith, 2015-Pres.	408	--

*Three Division I seasons only

Georgia Southern Career Free-Throw % (Minimum 200 made)

1.	Elton Nesbitt, 2003-06 (353-434)	.813
2.	Jelani Hewitt, 2010-15 (394-490)	.804
3.	Johnny Mills, 1970-74 (289-365)*	.792
4.	Terry Williams, 2001-05 (227-287)	.791
5.	Charlton Young, 1989-93 (210-269)	.781
6.	Tookie Brown, 2015-Pres. (532-691)	.770
7.	Willie Powers III, 2007-12 (276-369)	.748
8.	Julius Jenkins, 1999-03 (319-428)	.745
9.	Mike Hughes, 2014-18 (310-418)	.742
10.	Michael Curry, 1986-90 (276-374)	.738

*Three Division I seasons only

Georgia Southern Career 3-Pointers

Rk.	Name, Years	Total	Needs
1.	Jelani Hewitt, 2010-15	270	96
2.	Jake Allsmiller, 2014-18	265	91
3.	Elton Nesbitt, 2003-06	262	88
	Terry Williams, 2001-05	262	88
5.	Charlton Young, 1989-93	241	67
6.	Julius Jenkins, 1999-03	221	47
7.	Fernando Daniel, 1995-99	219	45
8.	Mike Hughes, 2014-18	213	39
9.	Antonio Hanson, 2008-10	183	9
10.	Tookie Brown, 2015-Pres.	175	

Georgia Southern Career 3-Pt % (Minimum 160 made)

1.	Charlton Young, 1989-93 (241-689)	.409
2.	Donte Gennie, 2003-07 (163-401)	.406
3.	Antonio Hanson, 2008-10 (183-453)	.404
4.	Dante Gay, 1993-95 (160-397)	.403
5.	Fernando Daniel, 1995-99 (219-567)	.386
6.	Tookie Brown, 2015-Pres. (175-463)	.378
7.	Elton Nesbitt, 2003-06 (262-705)	.372
8.	Jake Allsmiller, 2014-18 (265-720)	.368
9.	Julius Jenkins, 1999-03 (221-612)	.361
10.	Terry Williams, 2001-05 (262-737)	.355

Georgia Southern Career Steals

Rk.	Name, Years	Total	Needs
1.	Jelani Hewitt, 2010-15	252	78
2.	Terry Williams, 2001-05	221	46
3.	Elton Nesbitt, 2003-06	194	20
4.	Ben Drayton III, 2008-12	175	1
--	Tookie Brown, 2015-Pres.	175	--

Georgia Southern Career Rebounds in D-I Era

Rk.	Name, Years	Total	Needs
1.	Kevin Anderson, 1975-79	986	411
2.	Kashien Latham, 1998-02	940	365
3.	Louis Graham, 2004-08	908	333
4.	John Fowler, 1976-80	907	332
5.	Jeff Sanders, 1985-89	893	318
6.	Frank Bennett, 2000-04	778	203
7.	Eric Ferguson, 2010-15	727	152
8.	Hamp Jones, 1996-00	680	105
9.	Michael Curry, 1986-90	648	73
10.	Matt Simpkins, 1975-79	642	67
11.	Jean Francois, 2002-05	611	36
12.	Richard Wallace, 1970-74	594*	19
13.	Montae Glenn, 2015-Pres.	576	84
14.	Mike Hughes, 2014-18	559	68
15.	Marvin Baynham, 2010-14	555	64
--	Ike Smith, 2015-Pres.	492	

*Three Division I seasons only

Georgia Southern Career Assists

Rk.	Name, Years	Total	Needs
1.	Dwayne Foreman, 2004-08	588	146
2.	Charlton Young, 1989-93	530	88
3.	Terry Williams, 2001-05	473	31
4.	Willie Powers III, 2007-12	460	18
5.	Tookie Brown, 2015-Pres.	443	--

Georgia Southern Career Starts

Rk.	Name, Years	Total	Needs
1.	Mike Hughes, 2014-18	123	18
2.	Jelani Hewitt, 2010-15	122	17
3.	Jeff Sanders, 1985-89	117	12
4.	Tookie Brown, 2015-Pres.	106	14
5.	Louis Graham, 2004-08	104	12
6.	Frank Bennett, 2000-04	103	11
	Charlton Young, 1989-93	103	11
8.	Willie Powers, 2007-12	102	10
9.	Kashien Latham, 1998-02	96	4
10.	Jake Allsmiller, 2014-18	95	3
11.	Ike Smith, 2015-Pres.	93	--
12.	Michael Curry, 1986-90	91	--
13.	Ben Drayton III, 2008-12	90	--
	Terry Williams, 2001-05	90	--
15.	Elton Nesbitt, 2003-06	87	--

Georgia Southern Career Blocks

Rk.	Name, Years	Total	Needs
1.	Louis Graham, 2004-08	207	132
2.	Kashien Latham, 1998-02	112	37
3.	Jeff Sanders, 1985-89	101	26
	Eric Ferguson, 2010-15	101	26
5.	Rory Spencer, 2009-11	97	22
6.	Frank Bennett, 2000-04	86	11
7.	Jean Francois, 2001-05	83	8
8.	Montae Glenn, 2015-Pres.	76	--
9.	Sean Olivier, 2001-06	67	--
10.	Hamp Jones, 1996-00	60	--


2018-19 GEORGIA SOUTHERN MEN'S BASKETBALL




0
MONTAE GLENN
6-8 • F/C
Sr. • Carrollton, Ga.



1
DAVID VITI
6-5 • F/G
Fr. • Buford, Ga.



2
ELIJAH McCADDEN
6-4 • G
Fr. • Rocky Mount, N.C.



3
IKE SMITH
6-4 • G
Sr. • Gainesville, Fla.




4
TOOKIE BROWN
5-11 • G
Sr. • Madison, Ga.




5
TREY DAWKINS
6-8 • F
Jr. • Forest City, N.C.



10
CALVIN WISHART
6-1 • G
Fr. • Delano, Minn.




13
QUAN JACKSON
6-4 • G
R-So. • Tallahassee, Fla.



14
WILL DILLARD
6-2 • G
Fr. • Greensboro, N.C.



21
EITO YUMINAMI
5-6 • G
Fr. • Mooresville, N.C.



23
SIMEON CARTER
6-8 • F
R-Jr. • Charlotte, N.C.



24
DAVID-LEE JONES JR.
6-0 • G
Jr. • Tampa, Fla.



35
TYSHAUN CRAWFORD
7-1 • C
R-Fr. • Griffin, Ga.



53
ISAIAH CRAWLEY
6-7 • F
Jr. • Ripley, Tenn.

GEORGIA SOUTHERN COACHES AND STAFF

Head Coach - Mark Byington (UNC Wilmington, 6th year)

Assistant Coaches - Andrew Wilson (Florida State, 6th year)
- Ben Betts (Roanoke, 4th year) - Jon Cremens (Valdosta State, 1st year)

Director of Basketball Operations - Alex Meltzer (Georgia Southern, 3rd year)

BUILDING THE EAGLES

#0 Montae Glenn Signed in fall of 2014
#1 David Viti Signed in fall of 2017
#2 Elijah McCadden Signed in fall of 2017
#3 Ike Smith Signed in spring of 2015
#4 Tookie Brown Signed in spring of 2015
#5 Trey Dawkins Signed in fall of 2017
#10 Calvin Wishart Signed in fall of 2017
#13 Quan Jackson Signed in fall of 2015
#14 Will Dillard Signed in fall of 2017
#23 Simeon Carter Signed in spring of 2017
#24 David-Lee Jones Jr. Signed in spring of 2017
#35 Tyshaun Crawford Signed in fall of 2016
#53 Isaiah Crawley Signed in spring of 2018

2018-19 GEORGIA SOUTHERN MEN'S BASKETBALL ROSTER

No.	Name	Pos.	Ht.	Wt.	Cl.	Hometown	High School / Previous
0	Montae Glenn	F	6-8	230	Sr.	Carrollton, Ga.	Carrollton
1	David Viti	F/G	6-5	205	Fr.	Buford, Ga.	Buford
2	Elijah McCadden	G	6-4	192	Fr.	Rocky Mount, N.C.	Greenfield School
3	Ike Smith	G	6-4	210	Sr.	Gainesville, Fla.	Gainesville
4	Tookie Brown	G	5-11	180	Sr.	Madison, Ga.	Morgan County
5	Trey Dawkins	F/C	6-8	200	Jr.	Forest City, N.C.	East Rutherford / Southwest Tennessee CC
10	Calvin Wishart	G	6-1	180	Fr.	Delano, Minn.	Delano
13	Quan Jackson	G	6-4	180	R-So.	Tallahassee, Fla.	Godby
14	Will Dillard	G	6-2	190	Fr.	Greensboro, N.C.	Greensboro Day
21	Eito Yuminami	G	5-6	140	Fr.	Mooresville, N.C.	Pine Lake Prep
23	Simeon Carter	F	6-8	215	R-Jr.	Charlotte, N.C.	West Charlotte / Iowa State
24	David-Lee Jones Jr.	G	6-0	175	Jr.	Tampa, Fla.	Leto
30	Daniel Cooper	G	6-3	192	Fr.	Statesboro, Ga.	Statesboro
35	Tyshaun Crawford	C	7-1	270	R-Fr.	Griffin, Ga.	Griffin
53	Isaiah Crawley	F	6-7	210	Jr.	Ripley, Tenn.	Ripley / Columbia State CC

PRONUNCIATIONS

HC - Mark BYINGTON
#0 MONTAE Glenn
#4 TOOKIE Brown
#10 CALVIN WISHART
#21 EITO YUMINAMI

BUY-ing-ton
MON-tay
TWO-key
WIH-shart
EH-toe YOU-min-ah-me

#35 TYSHAUN Crawford TIE-shawn

2018-19 GEORGIA SOUTHERN MEN'S BASKETBALL

TEAM SINGLE-GAME HIGHS AND LOWS

GEORGIA SOUTHERN - GAME HIGHS

POINTS	139	CARVER (11/07/18)
FIELD GOALS MADE	58	CARVER (11/07/18)
FIELD GOAL ATTEMPTS	86	CARVER (11/07/18)
FIELD GOAL PERCENTAGE	.674 (58-86)	CARVER (11/07/18)
3 PT FIELD GOALS MADE	12	at Dayton (12/29/18)
	12	at Radford (12/21/18)
3 PT FG ATTEMPTS	31	at Radford (12/21/18)
	31	BREWTON-PARKER (12/14/18)
3 PT FG PERCENTAGE	.462 (12-26)	at Dayton (12/29/18)
FREE THROWS MADE	30	GEORGE MASON (11/13/18)
FREE THROW ATTEMPTS	48	GEORGE MASON (11/13/18)
FREE THROW PERCENTAGE	.826 (19-23)	vs Montana (11/18/18)
REBOUNDS	57	CARVER (11/07/18)
ASSISTS	22	at Dayton (12/29/18)
STEALS	21	CARVER (11/07/18)
BLOCKED SHOTS	9	BREWTON-PARKER (12/14/18)
TURNOVERS	25	BRADLEY (12/18/18)
FOULS	23	at Arizona (11/29/18)

OPPONENT - GAME HIGHS

POINTS	100	at Arizona (11/29/18)
FIELD GOALS MADE	37	at Dayton (12/29/18)
FIELD GOAL ATTEMPTS	69	BREWTON-PARKER (12/14/18)
	69	at Arizona (11/29/18)
FIELD GOAL PERCENTAGE	.569 (37-65)	at Dayton (12/29/18)
3 PT FIELD GOALS MADE	14	GEORGE MASON (11/13/18)
3 PT FG ATTEMPTS	30	vs Pepperdine (11/17/18)
3 PT FG PERCENTAGE	.609 (14-23)	GEORGE MASON (11/13/18)
FREE THROWS MADE	22	at Arizona (11/29/18)
FREE THROW ATTEMPTS	29	at Arizona (11/29/18)
FREE THROW PERCENTAGE	.824 (14-17)	vs Florida Atlantic (11/16/18)
REBOUNDS	46	ETSU (11/27/18)
ASSISTS	27	at Dayton (12/29/18)
STEALS	10	ETSU (11/27/18)
BLOCKED SHOTS	5	at Texas State (01/03/19)
	5	at UCF (12/11/18)
TURNOVERS	30	BRADLEY (12/18/18)
FOULS	33	GEORGE MASON (11/13/18)

GEORGIA SOUTHERN - GAME LOWS

POINTS	64	ETSU (11/27/18)
FIELD GOALS MADE	24	BRADLEY (12/18/18)
FIELD GOAL ATTEMPTS	51	vs Pepperdine (11/17/18)
FIELD GOAL PERCENTAGE	.391 (25-64)	at Arizona (11/29/18)
3 PT FIELD GOALS MADE	2	GEORGE MASON (11/13/18)
3 PT FG ATTEMPTS	8	GEORGE MASON (11/13/18)
3 PT FG PERCENTAGE	.158 (3-19)	at Texas State (01/03/19)
FREE THROWS MADE	6	ETSU (11/27/18)
	6	at Radford (12/21/18)
FREE THROW ATTEMPTS	9	at Radford (12/21/18)
FREE THROW PERCENTAGE	.531 (17-32)	CARVER (11/07/18)
REBOUNDS	26	GEORGE MASON (11/13/18)
ASSISTS	6	GEORGE MASON (11/13/18)
STEALS	3	at Arizona (11/29/18)
BLOCKED SHOTS	1	vs Pepperdine (11/17/18)
TURNOVERS	9	CARVER (11/07/18)
	9	GEORGE MASON (11/13/18)
	9	at UCF (12/11/18)
FOULS	12	ETSU (11/27/18)
	12	BREWTON-PARKER (12/14/18)

OPPONENT - GAME LOWS

POINTS	51	CARVER (11/07/18)
FIELD GOALS MADE	19	CARVER (11/07/18)
FIELD GOAL ATTEMPTS	58	GEORGE MASON (11/13/18)
	58	vs Montana (11/18/18)
FIELD GOAL PERCENTAGE	.311 (19-61)	CARVER (11/07/18)
3 PT FIELD GOALS MADE	4	CARVER (11/07/18)
	4	BREWTON-PARKER (12/14/18)
3 PT FG ATTEMPTS	19	at Mercer (12/08/18)
	19	BRADLEY (12/18/18)
3 PT FG PERCENTAGE	.160 (4-25)	CARVER (11/07/18)
FREE THROWS MADE	4	BREWTON-PARKER (12/14/18)
FREE THROW ATTEMPTS	5	BREWTON-PARKER (12/14/18)
FREE THROW PERCENTAGE	.500 (7-14)	at Radford (12/21/18)
REBOUNDS	26	vs Montana (11/18/18)
ASSISTS	9	BREWTON-PARKER (12/14/18)
STEALS	1	at UCF (12/11/18)
	1	BREWTON-PARKER (12/14/18)
BLOCKED SHOTS	1	4 games
TURNOVERS	6	at Arizona (11/29/18)
FOULS	12	at Dayton (12/29/18)

INDIVIDUAL SINGLE-GAME HIGHS

GEORGIA SOUTHERN HIGHS

Points	25	Brown, Tookie vs George Mason (11/13/18)
	25	Jackson, Quan vs Carver (11/07/18)
	24	Jackson, Quan at Dayton (12/29/18)
	24	Smith, Ike at Mercer (12/08/18)
	22	Brown, Tookie at Radford (12/21/18)
	22	Jackson, Quan vs Bradley (12/18/18)
	22	Brown, Tookie vs Montana (11/18/18)
Field Goals Made	11	Jackson, Quan vs Carver (11/07/18)
Field Goal Att.	18	Carter, Simeon at Texas State (01/03/19)
	18	Jackson, Quan at Dayton (12/29/18)
FG Pct (min 5 made)	.875 (7-8)	Glenn, Montae vs Carver (11/07/18)
	.875 (7-8)	Jones Jr., David-Lee vs Carver (11/07/18)
3-Point FG Made	5	Smith, Ike at Mercer (12/08/18)
3-Point FG Att.	12	Smith, Ike vs Pepperdine (11/17/18)
3-Pt FG Pct (min 2 made)	1.000 (3-3)	Jones Jr., David-Lee vs Carver (11/07/18)
Free Throws Made	11	Brown, Tookie vs Bradley (12/18/18)
	11	Brown, Tookie vs George Mason (11/13/18)
Free Throw Att.	15	Brown, Tookie vs George Mason (11/13/18)
FT Pct (min 3 made)	1.000 (4-4)	Smith, Ike vs Montana (11/18/18)
Rebounds	12	Glenn, Montae vs Florida Atlantic (11/16/18)
Assists	8	Brown, Tookie vs Brewton-Parker (12/14/18)
Steals	8	Jackson, Quan vs Carver (11/07/18)
Blocked Shots	5	Dawkins, Trey vs Brewton-Parker (12/14/18)
Minutes	40	Jackson, Quan vs Bradley (12/18/18)

OPPONENT HIGHS

Points	35	Taylor, B.J. at UCF (12/11/18)
	25	Josh Cunningham at Dayton (12/29/18)
	25	ROSS, Colbey vs Pepperdine (11/17/18)
	25	INGRAM, Jailyn vs Florida Atlantic (11/16/18)
	25	GRAYER, Jaire vs George Mason (11/13/18)
Field Goals Made	10	Josh Cunningham at Dayton (12/29/18)
	10	Taylor, B.J. at UCF (12/11/18)
Field Goal Att.	20	ROSS, Colbey vs Pepperdine (11/17/18)
FG Pct (min 5 made)	1.000 (6-6)	DUNN, Darnell vs Pepperdine (11/17/18)
3-Point FG Made	6	Taylor, B.J. at UCF (12/11/18)
3-Point FG Att.	10	Nottingham, Tre at Texas State (01/03/19)
	10	Nate Kennell vs Bradley (12/18/18)
	10	Ross Cummings at Mercer (12/08/18)
	10	GRAYER, Jaire vs George Mason (11/13/18)
3-Pt FG Pct (min 2 made)	1.000 (3-3)	DUNN, Darnell vs Pepperdine (11/17/18)
	1.000 (3-3)	KIER, Justin vs George Mason (11/13/18)
Free Throws Made	10	Chase Jeter at Arizona (11/29/18)
Free Throw Att.	12	Chase Jeter at Arizona (11/29/18)
FT Pct (min 3 made)	1.000 (6-6)	Nottingham, Tre at Texas State (01/03/19)
	1.000 (6-6)	Brandon Randolph at Arizona (11/29/18)
Rebounds	17	Jeromy Rodriguez vs ETSU (11/27/18)
Assists	7	Shead, Jaylen at Texas State (01/03/19)
	7	Jalen Crutcher at Dayton (12/29/18)
	7	JONES, Carlik at Radford (12/21/18)
Steals	5	FIELDS JR, Travis at Radford (12/21/18)
Blocked Shots	4	Fall, Tacko at UCF (12/11/18)

2018-19 GEORGIA SOUTHERN MEN'S BASKETBALL

THE LAST TIME

GEORGIA SOUTHERN INDIVIDUALS...

Scored 30 Points: (Home) - Tookie Brown (32) vs. Savannah State, 12/9/17; (Away) - Tookie Brown (31) at Troy, 12/29/17

Scored 35 Points: (Home) - Jelani Hewitt (38) vs. Campbell, 11/30/13; (Away) - Julius Jenkins (37) at Western Carolina, 1/25/03

Scored 40 Points: (Home) - Elton Nesbitt (43) vs. Chattanooga, 1/17/05; (Away) - Johnny Mills (40) at Samford, 2/3/73

Scored 20 Points in a half: Quan Jackson (21) vs. George Mason, 11/13/18

Had 15+ Rebounds: Montae Glenn (16) vs. Savannah State, 12/9/17

Had 20+ Rebounds: Kevin Anderson (21) vs. Mercer, 3/1/77

Had a Triple-Double: None

Three Players Had Double-Figure Rebounds: Montae Glenn (10), Mike Hughes (10), Shawn O'Connell (11), Coye Simmons (11) vs. Bluefield State, 11/16/17

Four Players Had Double-Figure Rebounds: Montae Glenn (10), Mike Hughes (10), Shawn O'Connell (11), Coye Simmons (11) vs. Bluefield State, 11/16/17

Two Players Had Double-Doubles: Montae Glenn (10 pts, 10 reb), Shawn O'Connell (14 pts, 11 reb) vs. Bluefield State, 11/16/17

Six Scorers in Double-Figures: Isaiah Crawley (13), Ike Smith (18), Tookie Brown (10), Quan Jackson (11), Simeon Carter (16), Trey Dawkins (12), Elijah McCadden (10) vs. Brewton-Parker, 12/14/18

Seven Scorers in Double-Figures: Isaiah Crawley (13), Ike Smith (18), Tookie Brown (10), Quan Jackson (11), Simeon Carter (16), Trey Dawkins (12), Elijah McCadden (10) vs. Brewton-Parker, 12/14/18

Eight Scorers in Double-Figures: Montae Glenn (16), Isaiah Crawley (15), Ike Smith (17), Tookie Brown (11), Quan Jackson (25), David-Lee Jones Jr. (18), Tyshaun Crawford (14), Trey Dawkins (10) vs. Carver, 11/7/18

Three players scored 20+ Points: Tookie Brown (26), Mike Hughes (23), Ike Smith (20) vs. UT Arlington, 2/4/16

Led GS in Points, Rebounds and Assists: Tookie Brown (20 pts, 6 reb, 7 asst) at UCF, 12/11/18

Had 5 3-Pointers: Ike Smith (5) at Mercer, 12/8/18

Two Players Had 5 3-Pointers: Jake Allsmiller (8) and Tookie Brown (5) vs. Troy, 3/3/18

Had Consecutive Double-Doubles: Eric Ferguson 1/2/13-1/5/13

Had Three Straight Double-Doubles: Matthew Fields, 2/16/08, 2/20/08, 2/23/08

Had Four Straight Double-Doubles: Louis Graham, 12/9/06, 12/12/06, 12/16/06, 12/19/06

10+ Assists: Tookie Brown (10) vs. Tennessee Wesleyan, 12/2/17

5+ Steals: Quan Jackson (8) vs. Carver, 11/7/18

5+ Blocks: Trey Dawkins (5) vs. Brewton-Parker, 12/14/18

Played all 40 Minutes of Regulation Game: Jelani Hewitt (40) vs. Georgia State, 3/15/16

Played 40+ Minutes: Quan Jackson (41) vs. Bradley, 12/18/18

GEORGIA SOUTHERN TEAM...

Won an Overtime Game: 79-74 (OT) vs. Bradley, 12/18/18

Lost an Overtime Game: 66-64 (OT) vs. ULM, 2/8/18

Played Two Overtimes: vs. The Citadel (2 OT), 1/23/12 (W, 78-72)

Played Three Overtimes: vs. Little Rock (3 OT), 2/26/87 (W, 69-66)

Won a Game at the Buzzer: vs. Little Rock, 1/6/18, 72-69

Lost a Game at the Buzzer: vs. Campbell, 11/30/2013, 75-73

Shot 50-59 percent: 57.1 (35-63) at Dayton, 12/29

Shot Over 50 percent in five straight games: Carver (67.4), George Mason (58.9), Florida Atlantic (50.0), Pepperdine (58.8), Montana (51.9), 11/7/18-11/18/18

Shot 60-65 percent: 60.4 (29-48) vs. Brewton-Parker, 12/8/12

Shot 65-69 percent: 67.4 (58-86) vs. Carver, 11/7/18

Shot 70 percent or better: 70.0 vs. Hardin-Simmons, 1/31/87

Shot 50 percent+ in both Halves: 50.0 (1st, 16-32), 53.3 (2nd, 16-30) at UCF, 12/8/18

Shot 60 percent+ in both Halves: 64.1 (1st, 25-39), 70.2 (2nd, 33-47) vs. Carver, 11/7/18

Shot 60 percent+ for a Half: 65.6 (2nd, 21-32) at Dayton, 12/29

Shot 70 percent+ for a Half: 77.8 (2nd, 21-27) vs. George Mason, 11/13/18

Shot Under 30 Percent: 28.8 (19-66) at Bradley, 11/25/17

Shot Under 20 Percent in a Half: 18.2 (1st, 5-26) at Furman, 1/16/10

Shot Under 30 Percent in a Both Halves: 29.4 (1st), 28.1 (2nd) at Bradley, 11/25/17

Made 15 3-Pointers: 15 (15-24) vs. Troy, 3/3/18

Made No 3-Pointers: 0-15 at Samford, 1/29/09

Shot 90 Percent Free Throws: 94.4% (17-18) vs. Kennesaw State, 12/18/13

Shot 100 Percent Free Throws: 100% (16-16) vs. Miami, 11/11/13

Shot Under 50 Percent Free Throws: 46.7 (7-15) at Georgia State, 1/20/18

Attempted Less Than Five Free Throws: 4 (3-4) at UTA, 2/22/18

Attempted 30+ Free Throws: 39 vs. Bradley, 12/18/18

Attempted 40+ Free Throws: 48 vs. George Mason, 11/13/18

Made 20+ Free Throws: 26 vs. Bradley, 12/18/18

Made 30+ Free Throws: 30 vs. George Mason, 11/13/18

Scored 100 Points (Sun Belt game): 101 at Appalachian State, 1/25/16

Scored 100+ Points (Non-Sun Belt game): 101 vs. Brewton-Parker, 12/14/18

Scored 100 Points in a win: 101 vs. Brewton-Parker, 12/14/18

Scored 100 Points in a loss: 106 at Centenary, 2/13/92

Scored under 40 points: 36 vs. Ga. State, 3/15/15

Allowed 100 Points: 100 at Arizona, 11/29/18

Allowed less than 40 points: 38 vs. Georgia State, 3/15/15

Allowed less than 40 points and Lost: 38 vs. Georgia State, 3/15/15

Bench scored 50+ Points: 55 vs. Carver, 11/7/18

Bench scored 40+ Points: 55 vs. Carver, 11/7/18

Bench scored zero points: at South Florida, 12/15/14

Had Less than 10 Turnovers: 9 at UCF, 12/11/18

Had 60+ Rebounds: 68 vs. Bluefield State, 11/16/17

Had 50+ Rebounds: 57 vs. Carver, 11/7/18

Had 30+ Assists: 30 vs Chattanooga, 1/17/05

Had 20+ Assists: 22 at Dayton, 12/29

Had 20+ Steals: 21 vs. Carver, 11/7/18

Had 15+ Steals: 21 vs. Carver, 11/7/18

Had 10+ Blocks: 10 vs. Bluefield State, 11/16/17

OPPONENT INDIVIDUALS...

Scored 40 Points: Tim Smith (41) vs. East Tennessee State, 2/26/05

Scored 35 Points: B.J. Taylor (35) at UCF, 12/11/18

Scored 30 Points: Javaris Jenkins (31) vs. Savannah State, 12/9/17

Scored 20 Points in a Half: B.J. Taylor (27) at UCF, 12/11/18

Two Players Had Double-Figure Rebounds: Alex Peacock (10), Nijal Pearson (14) at Texas State, 1/3/19

Two Players Had Double-Doubles: Antravious Simmons (13 pts, 12 reb), Brandon Goodwin (12 pts, 10 assts), vs. Florida Gulf Coast, 12/4/16

Led Team in Points, Rebounds and Assists: D'Marcus Simonds (24 pts, 10 reb, 6 asst) at Georgia State, 1/20/18

Had 20 points and 20 rebounds: Travis Munnings (26 pts, 20 reb) vs. ULM, 2/8/18

Had 15 Rebounds: Jeromy Rodriguez (17) vs. ETSU, 11/27/18

Had 20 Rebounds: Travis Munnings (20) vs. ULM, 2/8/18

Had 10 Assists: Brandon Goodwin (10) vs. Florida Gulf Coast, 12/4/16

Had 5 Blocked Shots: Johnny Hamilton (6) at UTA, 2/22/18

Had 5 Steals: Tre Nottingham (5) vs. Texas State, 1/25/18

OPPONENT TEAM...

Scored 100 Points: 100 at Arizona, 11/29/18

Shot 50-60 Percent: 56.9 (37-65) at Dayton, 12/29

Shot 60 Percent: 60.4 (29-48) vs. Troy, 3/10/17

Shot Under 25 Percent: 23.1 (12-52) vs. Coastal Georgia, 11/14/16

Shot Under 30 Percent: 29.7 (19-64) vs. ULM, 3/9/18

Shot 70 Percent for a Half: 70.6 (2nd, 12-17) at Central Florida, 12/2/14

Shot 60 Percent for a Half: 60.7 (2nd, 17-28) at Dayton, 12/29

Shot 50 Percent in Both Halves: 54.1 20-37 (1st), 60.7 17-28 (2nd) at Dayton, 12/29

Shot Under 30 Percent in a Half: 28.1 (2nd, 9-32) vs. Carver, 11/7/18

Shot Under 20 Percent in a Half: 15.2 (2nd, 5-33) vs. Bluefield State, 11/16/17

Shot Under 30 Percent in both Halves: 8-27 (1st, 8-27), 27.6(2nd, 8-29) at George Mason, 12/12/17

Shot Under 50 Percent Free Throws: 46.2 (6-13) vs. ULM, 2/8/18

Attempted Less Than Five Free Throws: 4 (2-4) at Kennesaw State, 12/19/17

Attempted 30 Free Throws: 31 vs. South Alabama, 3/1/18

Attempted 40 Free Throws: 44 at Arkansas State, 2/3/18

Made 20+ Free Throws: 22 at Arizona, 11/29/18

Made 30+ Free Throws: 30 at Arkansas State, 2/3/18

Shot 90 Percent Free Throws: 100.0 (6-6) vs. ULM, 3/9/18

Shot 100 Percent Free Throws: 100.0 (6-6) vs. ULM, 3/9/18

Bench Scored 40+ Points: 47 at Arizona, 11/29/18

Made 15 3-pointers: 18 vs. The Citadel, 11/25/15

Had 50+ Rebounds: 52 vs. Louisiana, 2/10/18

Had 20+ Assists: 27 at Dayton, 12/29

Had 25+ Assists: 27 at Dayton, 12/29

2018-19 GEORGIA SOUTHERN MEN'S BASKETBALL

SEASON/CAREER HIGHS

#0 Montae Glenn												
	PTS	REB	ASSISTS	STEALS	BLOCKS	FG MADE	FG ATT.	3-PTS MADE	3-PTS ATT.	FT MADE	FT ATT.	MIN.
Season	16 vs. Carver, 11/7	12 vs. FAU, 11/16	3 at Radford, 12/21	2, twice, vs. ETSU, 11/27	2, 3 times, at Mercer, 12/8	7, twice, at Radford, 12/21	9 at Radford, 12/21	None	None	4 vs. FAU, 11/16	7 vs. FAU, 11/16	33, twice, vs. Bradley, 12/18
Career	17, twice, vs. USA, 3/1/18	16 vs. Sav. St., 12/9/17	3 at Radford, 12/21/18	4 at App, 2/13/17	4 vs. USA, 3/1/18	8 vs. USA, 3/1/18	12 vs. USA, 3/1/18	1 vs CSUB, 11/13/17	1, twice, vs CSUB, 11/13/17	8 vs. Bluefield St, 11/16/17	8 vs. Bluefield St, 11/16/17	33, 3 times, vs. Bradley, 12/18/18
#1 David Viti												
	PTS	REB	ASSISTS	STEALS	BLOCKS	FG MADE	FG ATT.	3-PTS MADE	3-PTS ATT.	FT MADE	FT ATT.	MIN.
Season/Career												
#2 Elijah McCadden												
	PTS	REB	ASSISTS	STEALS	BLOCKS	FG MADE	FG ATT.	3-PTS MADE	3-PTS ATT.	FT MADE	FT ATT.	MIN.
Season/Career	11 vs. Bradley, 12/18	5 vs. Montana, 11/18	5 vs. BPC, 12/14	2, twice, at Texas State, 1/3	1, 3 times, at Texas State, 1/3	5 vs. Montana, 11/18	10 vs. ETSU, 11/27	2 vs. Bradley, 12/18	4 vs. ETSU, 11/27	2, twice, vs. BPC, 12/14	5 vs. BPC, 12/14	33 vs. Bradley, 12/18
#3 Ike Smith												
	PTS	REB	ASSISTS	STEALS	BLOCKS	FG MADE	FG ATT.	3-PTS MADE	3-PTS ATT.	FT MADE	FT ATT.	MIN.
Season	24 at Mercer, 12/8	10 vs. BPC, 12/14	2, 3 times, at Mercer, 12/8	3 vs. BPC, 12/14	2 vs. FAU, 11/16	9 at Mercer, 12/8	15 vs. FAU, 11/16	5 at Mercer, 12/8	12 vs. Pepperdine, 11/17	5 vs. Pepperdine, 11/17	9 vs. Pepperdine, 11/17	36 vs. Montana, 11/18
Career	29 at Sav. St. 12/1/16	11 vs. South Alabama, 1/9/17	4, 5 times, ULM, 2/4/17	5 vs. Webber, 11/13/15	4 vs. ULL, 2/10/18	11, twice, at Texas St, 2/24/18	23 vs. Missouri St, 11/20/17	5, 4 times, at Mercer, 12/8	12 vs. Pepperdine, 11/17	9 vs App, 1/21/17	13 at ASU, 2/25/17	40 at Ga. State, 1/19/16
#4 Tookie Brown												
	PTS	REB	ASSISTS	STEALS	BLOCKS	FG MADE	FG ATT.	3-PTS MADE	3-PTS ATT.	FT MADE	FT ATT.	MIN.
Season	25 vs. Mason, 11/13	6, 4 times, at Texas State, 1/3	8 vs. BPC, 12/14	3, 3 times, at Texas State, 1/3	1, twice, at Texas State, 1/3	8, twice, at Dayton, 12/29	16 at UCF, 12/11	4, twice, at Dayton, 12/29	7, twice, at Dayton, 12/29	11, twice, vs. Bradley, 12/18	15 vs. Mason, 11/13	37, twice, at Texas State, 1/3
Career	34 at App St., 1/25/16	10 at NC State, 11/11/16	11 vs. Towson, 11/22/17	4, 7 times, vs. Missouri St, 11/20/17	2, 4 times, vs. Bluefield St, 11/16/17	11, twice, at KSU, 12/19/17	23 at NC State, 11/11/16	5, 3 times, vs. Troy, 3/3/18	11 at NC State, 11/11/16	17 vs App, 1/21/17	23 vs App, 1/21/17	43 vs USA, 1/9/17
#5 Trey Dawkins												
	PTS	REB	ASSISTS	STEALS	BLOCKS	FG MADE	FG ATT.	3-PTS MADE	3-PTS ATT.	FT MADE	FT ATT.	MIN.
Season/Career	12 vs. BPC, 12/14	4 vs. Carver, 11/7/18	1 at Dayton, 12/29	1, 3 times, vs. Montana, 11/18	5 vs. BPC, 12/14	5 vs. Carver, 11/7/18	7 vs. Carver, 11/7/18	3 vs. BPC, 12/14	5 vs. BPC, 12/14	3 vs. BPC, 12/14	4 vs. BPC, 12/14	16 vs. Carver, 11/7/18
#10 Calvin Wishart												
	PTS	REB	ASSISTS	STEALS	BLOCKS	FG MADE	FG ATT.	3-PTS MADE	3-PTS ATT.	FT MADE	FT ATT.	MIN.
Season/Career	14 vs. Pepperdine, 11/17	3, twice, at Texas State, 1/3	6 vs. Carver, 11/7/18	5 vs. Carver, 11/7/18	1 vs. ETSU, 11/27	4 vs. Pepperdine, 11/17	9 vs. Carver, 11/7/18	3 vs. Montana, 11/18	7 vs. Montana, 11/18	4 vs. Pepperdine, 11/17	5 vs. Pepperdine, 11/17	30 vs. Montana, 11/18

2018-19 GEORGIA SOUTHERN MEN'S BASKETBALL

SEASON/CAREER HIGHS

#13 Quan Jackson

	PTS	REB	ASSISTS	STEALS	BLOCKS	FG MADE	FG ATT.	3-PTS MADE	3-PTS ATT.	FT MADE	FT ATT.	MIN.
Season	25 vs. Carver, 11/7/18	9 vs. Carver, 11/7/18	5 vs. Carver, 11/7/18	8 vs. Carver, 11/7/18	3 vs. Mason, 11/13	11 vs. Carver, 11/7/18	18 at Dayton, 12/29	4 at Radford, 12/21	9 at Radford, 12/21	8 vs. Mason, 11/13	13 vs. Mason, 11/13	41 vs. Bradley, 12/18
Career	25 vs. Carver, 11/7/18	9 vs. Carver, 11/7/18	5 vs. Carver, 11/7/18	8 vs. Carver, 11/7/18	3, twice, vs. Mason, 11/13	11 vs. Carver, 11/7/18	18 at Dayton, 12/29	4 at Radford, 12/21/18	9 at Radford, 12/21/18	8 vs. Mason, 11/13/18	13 vs. Mason, 11/13/18	41 vs. Bradley, 12/18/18

#14 Will Dillard

	PTS	REB	ASSISTS	STEALS	BLOCKS	FG MADE	FG ATT.	3-PTS MADE	3-PTS ATT.	FT MADE	FT ATT.	MIN.
Season/Career												

#23 Simeon Carter

	PTS	REB	ASSISTS	STEALS	BLOCKS	FG MADE	FG ATT.	3-PTS MADE	3-PTS ATT.	FT MADE	FT ATT.	MIN.
Season/Career	20 at Texas State, 1/3	9 at Texas State, 1/3	2 at Dayton, 12/29	1 at Texas State, 1/3	4 at Mercer, 12/8	10 at Texas State, 1/3	18 at Texas State, 1/3	None	2, twice, at Texas State, 1/3	2, twice, vs. BPC, 12/14	2, 3 times, vs. Bradley, 12/18	35 at Texas State, 1/3

#24 David-Lee Jones, Jr.

	PTS	REB	ASSISTS	STEALS	BLOCKS	FG MADE	FG ATT.	3-PTS MADE	3-PTS ATT.	FT MADE	FT ATT.	MIN.
Season	18 vs. Carver, 11/7/18	4 vs. Mason, 11/13	5 at Mercer, 12/8	3 vs. BPC, 12/14	1 vs. Mason, 11/13	7 vs. Carver, 11/7/18	10 at Dayton, 12/29	3, twice, at Dayton, 12/29	5, twice, at Dayton, 12/29	3, twice, at Arizona, 11/29	5, twice, at Dayton, 12/29	36 vs. Pepperdine, 11/17
Career	18 vs. Carver, 11/7/18	5 vs. Bluefield St, 11/16	5 at Mercer, 12/8/18	3 vs. BPC, 12/14	1, twice, vs. Mason, 11/13	7 vs. Carver, 11/7/18	12 at UTA, 2/22	3, twice, at Dayton, 12/29/18	6 vs. ULL, 2/10	3, 3 times, at Arizona, 11/29	5, twice, at Dayton, 12/29	36 vs. Pepperdine, 11/17/18

#35 Tyshaun Crawford

	PTS	REB	ASSISTS	STEALS	BLOCKS	FG MADE	FG ATT.	3-PTS MADE	3-PTS ATT.	FT MADE	FT ATT.	MIN.
Season/Career	14 vs. Carver, 11/7/18	8 vs. Carver, 11/7/18	None	None	2 vs. Carver, 11/7/18	6 vs. Carver, 11/7/18	7 vs. Carver, 11/7/18	None	None	2 vs. Carver, 11/7/18	3 vs. Carver, 11/7/18	12 vs. Carver, 11/7/18

#53 Isaiah Crawley

	PTS	REB	ASSISTS	STEALS	BLOCKS	FG MADE	FG ATT.	3-PTS MADE	3-PTS ATT.	FT MADE	FT ATT.	MIN.
Season/Career	19 at Mercer, 12/8	10 at Mercer, 12/8	3 at Dayton, 12/29	3 vs. Carver, 11/7	1, 4 times, vs. Bradley, 12/18	8 at UCF, 12/11	13 at Texas State, 1/3	2, twice, at Dayton, 12/29	4 at Mercer, 12/8	7 vs. BPC, 12/14	10 vs. BPC, 12/14	33 at Dayton, 12/29

2018-19 GEORGIA SOUTHERN MEN'S BASKETBALL



Georgia Southern Men's Basketball Georgia Southern Combined Team Statistics (as of Jan 03, 2019) All games



RECORD:	OVERALL	HOME	AWAY	NEUTRAL
ALL GAMES	8-6	4-1	1-5	3-0
CONFERENCE	0-1	0-0	0-1	0-0
NON-CONFERENCE	8-5	4-1	1-4	3-0

#	Player	gp-gs	min	avg	Total		3-Point		F-Throw		Rebounds				pf	dq	a	to	blk	stl	pts	avg
					fg-fga	fg%	3fg-fga	3fg%	ft-fa	ft%	off	def	tot	avg								
04	Brown, Tookie	14-14	457	32.6	79-152	.520	15-48	.313	60-82	.732	11	48	59	4.2	34	0	71	33	2	22	233	16.6
13	Jackson, Quan	12-12	365	30.4	69-146	.473	17-57	.298	36-50	.720	4	50	54	4.5	22	1	20	18	9	31	191	15.9
03	Smith, Ike	10-10	293	29.3	56-124	.452	15-59	.254	20-33	.606	10	47	57	5.7	17	0	7	15	5	8	147	14.7
53	Crawley, Isaiah	14-12	298	21.3	59-102	.578	7-24	.292	29-50	.580	29	44	73	5.2	44	2	9	28	4	13	154	11.0
00	Glenn, Montae	12-12	286	23.8	47-72	.653	0-0	.000	17-29	.586	31	47	78	6.5	27	0	9	21	9	6	111	9.3
24	Jones Jr., David-Lee	14-2	342	24.4	43-85	.506	20-41	.488	18-30	.600	6	22	28	2.0	24	0	26	17	2	13	124	8.9
23	Carter, Simeon	9-2	185	20.6	34-68	.500	0-9	.000	5-7	.714	10	25	35	3.9	17	0	4	7	15	2	73	8.1
02	McCadden, Elijah	13-6	309	23.8	30-65	.462	4-15	.267	9-21	.429	6	27	33	2.5	29	2	21	33	3	7	73	5.6
10	Wishart, Calvin	11-0	184	16.7	14-48	.292	8-32	.250	12-17	.706	2	10	12	1.1	15	0	21	14	1	10	48	4.4
35	Crawford, Tyshuan	4-0	25	6.3	7-8	.875	0-0	.000	2-3	.667	4	5	9	2.3	2	0	0	0	2	0	16	4.0
05	Dawkins, Trey	8-0	68	8.5	9-18	.500	3-8	.375	5-8	.625	6	6	12	1.5	11	0	1	4	6	3	26	3.3
21	Yuminami, Eito	2-0	9	4.5	2-3	.667	0-0	.000	2-2	1.000	0	3	3	1.5	1	0	1	0	0	0	6	3.0
30	Cooper, Daniel	2-0	4	2.0	0-0	.000	0-0	.000	2-2	1.000	0	1	1	0.5	1	0	1	0	0	1	2	1.0
Team											15	34	49					4				
Total.....		14	2825		449-891	.504	89-293	.304	217-334	.650	134	369	503	35.9	244	5	191	194	58	116	1204	86.0
Opponents.....		14	2825		406-895	.454	115-338	.340	161-236	.682	151	363	514	36.7	290	-	219	250	42	65	1088	77.7

TEAM STATISTICS	GS	OPP
SCORING	1204	1088
Points per game	86.0	77.7
Scoring margin	+8.3	-
FIELD GOALS-ATT	449-891	406-895
Field goal pct	.504	.454
3 POINT FG-ATT	89-293	115-338
3-point FG pct	.304	.340
3-pt FG made per game	6.4	8.2
FREE THROWS-ATT	217-334	161-236
Free throw pct	.650	.682
F-Throws made per game	15.5	11.5
REBOUNDS	503	514
Rebounds per game	35.9	36.7
Rebounding margin	-0.8	-
ASSISTS	191	219
Assists per game	13.6	15.6
TURNOVERS	194	250
Turnovers per game	13.9	17.9
Turnover margin	+4.0	-
Assist/turnover ratio	1.0	0.9
STEALS	116	65
Steals per game	8.3	4.6
BLOCKS	58	42
Blocks per game	4.1	3.0
ATTENDANCE	8634	37470
Home games-Avg/Game	5-1727	6-6011
Neutral site-Avg/Game	-	3-468

Date	Opponent	Score	Att.
^ 11/07/18	CARVER	w 139-51	1214
11/13/18	GEORGE MASON	w 98-89	2638
^ 11/16/18	vs Florida Atlantic	w 80-70	247
^ 11/17/18	vs Pepperdine	w 88-78	523
^ 11/18/18	vs Montana	w 80-77	634
11/27/18	ETSU	L 64-69	2256
11/29/18	at Arizona	L 70-100	13486
12/08/18	at Mercer	w 89-74	3272
12/11/18	at UCF	L 88-95	3632
12/14/18	BREWTON-PARKER	w 101-64	1019
12/18/18	BRADLEY	Wot 79-74	1507
12/21/18	at Radford	L 68-80	1012
12/29/18	at Dayton	L 90-94	13147
* 01/03/19	at Texas State	L 70-73	1517

* = Sun Belt Conference

^ = Islands of Bahamas Showcase (campus sites/Nassau, Bahamas)

Score by Periods	1st	2nd	OT	Totals
Georgia Southern	535	649	20	1204
Opponents	534	539	15	1088

2018-19 GEORGIA SOUTHERN MEN'S BASKETBALL

CAREER STATS

Brown, Tookie

			Total		3-Point		F-Throws		Rebounds											Scoring	
Season	gp-gs	min/avg	fg-fga	pct	fg-fga	pct	ft-fta	pct	off	def	tot	avg	pf	fo	ast	to	blk	stl	pts	avg	
2015-16	31-27	956/30.8	177-408	.434	50-134	.373	147-181	.812	18	82	100	3.2	81	0	104	69	4	51	551	17.8	
2016-17	33-33	1123/34.0	177-436	.406	61-177	.345	148-193	.767	8	104	112	3.4	70	0	131	73	10	46	563	17.1	
2017-18	32-32	1034/32.3	189-355	.532	49-104	.471	177-235	.753	20	110	130	4.1	79	2	137	80	10	56	604	18.9	
2018-19	14-14	457/32.6	79-152	.520	15-48	.313	60-82	.732	11	48	59	4.2	34	0	71	33	2	22	233	16.6	
TOTAL	110-106	3570/32.5	622-1351	.460	175-463	.378	532-691	.770	57	344	401	3.6	264	2	443	255	26	175	1951	17.7	

Carter, Simeon

			Total		3-Point		F-Throws		Rebounds											Scoring	
Season	gp-gs	min/avg	fg-fga	pct	fg-fga	pct	ft-fta	pct	off	def	tot	avg	pf	fo	ast	to	blk	stl	pts	avg	
2015-16*	15-0	40/2.7	5-10	.500	0-0	.000	0-3	.000	2	4	6	0.4	5	0	0	1	2	0	10	0.7	
2016-17*	6-0	14/2.3	2-2	1.000	0-0	.000	2-3	.667	1	3	4	0.7	1	0	0	0	0	0	6	1.0	
2018-19	9-2	185/20.6	34-68	.500	0-9	.000	5-7	.714	10	25	35	3.9	17	0	4	7	15	2	73	8.1	
TOTAL	9-2	185/20.6	34-68	.500	0-9	.000	5-7	.714	10	25	35	3.9	17	0	4	7	15	2	73	8.1	
All*	30-2	239/8.0	41-80	.513	0-9	.000	7-13	.538	13	32	45	1.5	23	0	4	8	17	2	89	3.0	

* Statistics from prior team/school

Crawford, Tyshuan

			Total		3-Point		F-Throws		Rebounds											Scoring	
Season	gp-gs	min/avg	fg-fga	pct	fg-fga	pct	ft-fta	pct	off	def	tot	avg	pf	fo	ast	to	blk	stl	pts	avg	
2018-19	4-0	25/6.3	7-8	.875	0-0	.000	2-3	.667	4	5	9	2.3	2	0	0	0	2	0	16	4.0	
TOTAL	4-0	25/6.3	7-8	.875	0-0	.000	2-3	.667	4	5	9	2.3	2	0	0	0	2	0	16	4.0	

Crawley, Isaiah

			Total		3-Point		F-Throws		Rebounds										Scoring	
Season	gp-gs	min/avg	fg-fga	pct	fg-fga	pct	ft-fta	pct	off	def	tot	avg	pf	fo	ast	to	blk	stl	pts	avg
2018-19	14-12	298/21.3	59-102	.578	7-24	.292	29-50	.580	29	44	73	5.2	44	2	9	28	4	13	154	11.0
TOTAL	14-12	298/21.3	59-102	.578	7-24	.292	29-50	.580	29	44	73	5.2	44	2	9	28	4	13	154	11.0

Dawkins, Trey

			Total		3-Point		F-Throws		Rebounds										Scoring	
Season	gp-gs	min/avg	fg-fga	pct	fg-fga	pct	ft-fta	pct	off	def	tot	avg	pf	fo	ast	to	blk	stl	pts	avg
2018-19	8-0	68/8.5	9-18	.500	3-8	.375	5-8	.625	6	6	12	1.5	11	0	1	4	6	3	26	3.3
TOTAL	8-0	68/8.5	9-18	.500	3-8	.375	5-8	.625	6	6	12	1.5	11	0	1	4	6	3	26	3.3

Glenn, Montae

			Total		3-Point		F-Throws		Rebounds											Scoring	
Season	gp-gs	min/avg	fg-fga	pct	fg-fga	pct	ft-fta	pct	off	def	tot	avg	pf	fo	ast	to	blk	stl	pts	avg	
2015-16	25-8	327/13.1	46-78	.590	0-1	.000	21-28	.750	40	53	93	3.7	60	2	5	15	8	7	113	4.5	
2016-17	33-21	622/18.8	72-121	.595	0-0	.000	33-60	.550	92	70	162	4.9	84	3	5	30	17	11	177	5.4	
2017-18	30-29	769/25.6	112-205	.546	1-1	1.000	46-74	.622	126	117	243	8.1	70	0	11	34	42	20	271	9.0	
2018-19	12-12	286/23.8	47-72	.653	0-0	.000	17-29	.586	31	47	78	6.5	27	0	9	21	9	6	111	9.3	
TOTAL	100-70	2004/20.0	277-476	.582	1-2	.500	117-191	.613	289	287	576	5.8	241	5	30	100	76	44	672	6.7	

Jackson, Quan

Season	gp-gs	min/avg	Total		3-Point		F-Throws		Rebounds										Scoring	
			fg-fga	pct	fg-fga	pct	ft-fta	pct	off	def	tot	avg	pf	fo	ast	to	blk	stl	pts	avg
2017-18	33-9	689/20.9	80-193	.415	24-71	.338	49-93	.527	30	75	105	3.2	53	1	29	33	9	48	233	7.1
2018-19	12-12	365/30.4	69-146	.473	17-57	.298	36-50	.720	4	50	54	4.5	22	1	20	18	9	31	191	15.9
TOTAL	45-21	1054/23.4	149-339	.440	41-128	.320	85-143	.594	34	125	159	3.5	75	2	49	51	18	79	424	9.4

2018-19 GEORGIA SOUTHERN MEN'S BASKETBALL

CAREER STATS

Jones Jr., David-Lee

			Total		3-Point		F-Throws		Rebounds											Scoring	
Season	gp-gs	min/avg	fg-fga	pct	fg-fga	pct	ft-fta	pct	off	def	tot	avg	pf	fo	ast	to	blk	stl	pts	avg	
2017-18	30-3	302/10.1	33-90	.367	10-37	.270	15-20	.750	4	19	23	0.8	39	0	21	28	1	11	91	3.0	
2018-19	14-2	342/24.4	43-85	.506	20-41	.488	18-30	.600	6	22	28	2.0	24	0	26	17	2	13	124	8.9	
TOTAL	44-5	644/14.6	76-175	.434	30-78	.385	33-50	.660	10	41	51	1.2	63	0	47	45	3	24	215	4.9	

McCadden, Elijah

			Total		3-Point		F-Throws		Rebounds											Scoring	
Season	gp-gs	min/avg	fg-fga	pct	fg-fga	pct	ft-fta	pct	off	def	tot	avg	pf	fo	ast	to	blk	stl	pts	avg	
2018-19	13-6	309/23.8	30-65	.462	4-15	.267	9-21	.429	6	27	33	2.5	29	2	21	33	3	7	73	5.6	
TOTAL	13-6	309/23.8	30-65	.462	4-15	.267	9-21	.429	6	27	33	2.5	29	2	21	33	3	7	73	5.6	

Smith, Ike

			Total		3-Point		F-Throws		Rebounds											Scoring	
Season	gp-gs	min/avg	fg-fga	pct	fg-fga	pct	ft-fta	pct	off	def	tot	avg	pf	fo	ast	to	blk	stl	pts	avg	
2015-16	30-28	764/25.5	115-306	.376	46-139	.331	74-106	.698	37	107	144	4.8	61	1	34	53	11	26	350	11.7	
2016-17	33-33	1005/30.5	230-462	.498	61-154	.396	127-195	.651	35	137	172	5.2	74	0	56	72	21	47	648	19.6	
2017-18	28-22	707/25.3	126-319	.395	42-144	.292	41-74	.554	18	101	119	4.3	64	1	25	63	19	13	335	12.0	
2018-19	10-10	293/29.3	56-124	.452	15-59	.254	20-33	.606	10	47	57	5.7	17	0	7	15	5	8	147	14.7	
TOTAL	101-93	2769/27.4	527-1211	.435	164-496	.331	262-408	.642	100	392	492	4.9	216	2	122	203	56	94	1480	14.7	

Wishart, Calvin

			Total		3-Point		F-Throws		Rebounds											Scoring	
Season	gp-gs	min/avg	fg-fga	pct	fg-fga	pct	ft-fta	pct	off	def	tot	avg	pf	fo	ast	to	blk	stl	pts	avg	
2018-19	11-0	184/16.7	14-48	.292	8-32	.250	12-17	.706	2	10	12	1.1	15	0	21	14	1	10	48	4.4	
TOTAL	11-0	184/16.7	14-48	.292	8-32	.250	12-17	.706	2	10	12	1.1	15	0	21	14	1	10	48	4.4	

CAREER GAME-BY-GAME STATS

#0 MONTAE GLENN

2018-19 Game-By-Game Stats (Senior)

Opponent	MP	FG-A	3G-A	FT-A	REB	AST	TO	BLK	STL	PTS
11/7 vs Carver	18	7-8	0-0	2-5	10	0	2	0	0	16
11/13 vs GMU	27	5-6	0-0	3-5	3	1	0	2	2	13
11/16 vs FAU	33	5-8	0-0	4-7	12	2	4	0	0	14
11/17 vs Pepperdine	28	5-6	0-0	0-0	8	0	4	0	1	10
11/18 vs Montana	30	5-6	0-0	1-2	7	0	5	1	0	11
11/27 vs ETSU	29	2-5	0-0	0-2	6	2	2	2	2	4
11/29 at Arizona	16	1-6	0-0	0-0	3	0	0	0	0	2
12/8 at Mercer	24	5-8	0-0	3-4	7	0	2	2	0	13
12/11 at UCF	22	1-3	0-0	2-2	4	1	0	0	0	4
12/18 vs Bradley	33	4-7	0-0	2-2	11	0	1	1	1	10
12/21 at Radford	27	7-9	0-0	0-0	7	3	1	1	0	14
12/29 at Dayton	0+	0-0	0-0	0-0	0	0	0	0	0	0

2017-18 Game-By-Game Stats (Junior)

Opponent	MP	FG-A	3G-A	FT-A	REB	AST	TO	BLK	STL	PTS
11/10 at Wake	29	7-9	0-0	0-0	13	0	3	2	1	14
11/13 vs CSUB	22	4-8	1-1	0-2	7	0	0	1	0	9
11/16 vs B-St	22	1-3	0-0	0-8	10	1	2	2	1	10
11/20 vs MSU	19	1-4	0-0	1-2	6	1	1	0	1	3
11/21 vs UMKC	28	5-7	0-0	1-2	12	0	2	0	0	11
11/22 vs Towson	30	5-8	0-0	1-2	5	0	1	2	2	11
11/25 at Bradley	21	2-5	0-0	0-1	8	0	0	1	1	0
12/9 vs Savannah St.	25	3-3	0-0	5-5	16	0	0	3	3	11
12/12 at GMU	17	2-4	0-0	1-2	8	2	1	0	1	5
12/16 at CSUB	33	4-10	0-0	5-6	7	0	0	0	1	13
12/19 at KSU	28	6-9	0-0	0-1	8	0	0	1	1	2
12/22 at ETSU	20	1-3	0-0	1-2	2	0	0	3	2	1
12/29 at Troy	28	4-7	0-0	2-2	10	1	1	1	1	10
12/31 at S. Alabama	26	4-9	0-0	3-6	9	0	1	0	0	11
1/4 vs Arkansas St.	22	7-9	0-0	0-1	10	0	1	3	0	14
1/6 vs Little Rock	24	2-8	0-0	5-6	10	0	1	3	0	9
1/11 at C. Carolina	26	6-6	0-0	5-6	7	1	1	1	0	17
1/13 at App.	26	4-8	0-0	0-2	8	1	2	3	1	8
1/20 at Ga. State	30	4-7	0-0	1-2	11	0	1	1	0	9
1/25 vs Texas State	24	5-7	0-0	0-0	8	1	3	0	0	10
1/27 vs UTA	23	2-6	0-0	0-0	6	0	2	1	1	4
2/1 at Little Rock	30	4-6	0-0	0-2	4	0	0	0	1	8
2/3 at Arkansas State	26	2-5	0-0	0-0	7	0	1	1	0	4
2/8 vs ULM	31	3-10	0-0	1-2	10	0	0	2	0	7
2/10 vs Louisiana	19	3-4	0-0	0-0	7	0	0	0	1	6
2/16 vs Georgia State	29	3-4	0-0	3-6	9	0	0	2	1	9
2/22 at UTA	25	6-11	0-0	0-0	7	2	1	2	2	12
2/24 at Texas State	31	1-4	0-0	0-0	6	0	0	3	0	2
3/1 vs South Alabama	28	4-13	0-0	0-2	14	10	1	1	4	17
3/3 vs Troy	28	3-7	0-0	2-2	2	0	0	0	0	8

2016-17 Game-By-Game Stats (Sophomore)

Opponent	MP	FG-A	3G-A	FT-A	REB	AST	TO	BLK	STL	PTS
11/11 at NC State	17	2-6	0-0	1-2	6	0	0	0	2	0
11/14 vs Coastal Ga.	21	4-6	0-0	1-3	6	0	0	0	0	9
11/20 at Mercer	25	1-5	0-0	2-2	5	1	1	1	0	4
11/22 at Akron	21	0-1	0-0	1-2	3	0	0	0	0	1
11/25 vs FAMU	13	0-1	0-0	0-0	3	0	1	1	0	0
11/26 vs Radford	25	4-5	0-0	1-2	4	0	1	0	3	9
12/1 at Sav. St.	22	4-4	0-0	0-0	5	0	0	1	1	8
12/4 vs FGCU	24	3-6	0-0	2-4	7	0	0	0	0	8
12/9 at UM	17	2-4	0-0	0-2	4	0	2	0	1	4
12/13 at FGCU	13	2-4	0-0	0-2	5	0	1	0	1	4
12/15 at FIU	15	2-4	0-0	2-3	3	0	1	2	0	6
12/20 at Winthrop	15	3-3	0-0	0-1	3	0	2	2	1	6
12/22 vs Fisk	15	5-6	0-0	4-7	5	4	0	0	0	14
12/31 vs Ga. State	17	2-3	0-0	0-0	5	0	1	0	0	4
1/7 vs Troy	16	0-0	0-0	2-2	4	0	0	1	0	2
1/9 vs USA	22	1-2	0-0	0-0	5	0	2	1	0	2
1/14 at ULL	29	4-6	0-0	0-0	6	0	0	1	0	8
1/16 at ULM	14	1-2	0-0	0-0	6	0	1	0	0	2
1/21 vs App.	14	1-2	0-0	1-2	4	0	1	0	0	3
1/23 vs CCU	25	5-6	0-0	1-1	6	0	0	1	0	11
1/28 at USA	23	3-6	0-0	4-6	11	0	1	1	0	10
1/30 at Troy	22	4-6	0-0	0-0	7	1	1	3	0	8
2/4 vs ULM	17	1-1	0-0	0-0	4	0	1	0	1	2
2/6 vs ULL	29	3-5	0-0	3-4	7	1	1	2	0	9
2/11 at CCU	16	1-1	0-0	3-4	5	0	0	0	0	5
2/13 at App.	16	1-2	0-0	0-2	5	0	0	3	0	2
2/18 vs Texas St.	9	2-4	0-0	0-0	3	0	0	0	0	4
2/20 vs UTA	14	1-1	0-0	0-0	1	0	0	0	1	2
2/25 at ASU	17	1-2	0-0	0-2	5	0	0	3	0	2
2/27 at LR	17	0-2	0-0	0-0	4	0	0	0	0	0
3/4 at GSU	19	1-2	0-0	1-2	1	1	0	2	0	3
3/10 vs Troy	19	3-6	0-0	1-2	6	0	0	0	0	7
3/15 vs Utah Valley	23	5-7	0-0	3-3	8	0	1	1	0	13

2015-16 Game-By-Game Stats (Freshman)

Opponent	MP	FG-A	3G-A	FT-A	REB	AST	TO	BLK	STL	PTS
11/13 vs WEBBER	15	4-6	0-0	1-2	8	0	0	2	0	9
11/16 at Ole Miss	14	2-2	0-0	0-0	1	0	0	0	0	4
11/20 at Auburn	15	0-3	0-0	0-0	8	0	0	0	1	0
11/25 vs Citadel	18	4-6	0-0	3-5	7	0	1	1	0	11
11/27 at Upstate	18	4-6	0-0	1-1	2	1	0	0	0	9
11/30 vs BJU	19	2-2	0-0	3-4	5	0	2	0	2	7
12/2 at Sav. St.	16	3-3	0-0	1-2	2	1	2	0	0	7
12/15 at Duke	11	1-5	0-1	0-0	3	1	0	0	1	2
12/19 vs WINTHROP	13	2-2	0-0	3-4	5	0	0	1	0	7
12/22 vs STETSON	17	2-2	0-0	0-0	6	0	0	1	0	4
12/30 at Texas St.	11	2-4	0-0	1-2	4	0	0	0	0	5
1/2 at UT Arlington	15	2-4	0-0	2-2	4	0	1	1	1	6
1/7 vs S. ALABAMA	19	2-5	0-0	0-0	8	0	1	0	0	4
1/30 at Arkansas St.	4	0-0	0-0	0-0	2	0	0	0	0	0
2/4 vs UT ARLINGTON	2	0-0	0-0	2-2	0	0	0	0	0	2
2/6 vs TEXAS STATE	6	0-1	0-0	0-0	0	0	1	0	0	0
2/11 at Troy	20	4-6	0-0	0-1	3	1	1	1	0	9
2/13 at S. Alabama	11	0-1	0-0	0-0	1	0	1	0	0	0
2/18 vs ARKANSAS ST.	14	4-5	0-0	2-2	8	0	3	0	1	10
2/20 vs LITTLE ROCK	16	1-4	0-0	0-0	3	0	1	0	0	2
2/23 vs GA. STATE	7	0-0	0-0	0-0	0	0	0	0	0	0
2/25 vs APP STATE	14	4-5	0-0	0-0	4	1	0	0	0	8
3/3 at ULM	10	0-2	0-0	0-0	3	0	0	1	0	0
3/5 at UL Lafayette	13	1-2	0-0	1-1	3	0	0	0	1	3
3/10 vs S. Alabama	9	2-2	0-0	0-0	3	0	1	0	0	4

#2 ELIJAH MCCADDEN

2018-19 Game-By-Game Stats (Freshman)

Opponent	MP	FG-A	3G-A	FT-A	REB	AST	TO	BLK	STL	PTS
11/13 vs GMU	18	1-1	0-0	1-4	2	0	1	0	0	3
11/16 vs FAU	28	4-4	0-0	2-2	1	1	1	0	1	10
11/17 vs Pepperdine	14	2-4	0-1	1-3	2	1	3	0	0	5
11/18 vs Montana	30	5-9	0-0	0-1	5	0	4	1	0	10
11/27 vs ETSU	23	4-10	1-4	1-2	3	1	2	0	0	10
11/29 at Arizona	24	3-6	0-0	0-0	2	2	3	0	1	6
12/8 at Mercer	18	0-1	0-1	0-0	3	0	2	0	0	0
12/11 at UCF	18	1-3	0-0	0-0	2	1	2	0	0	2
12/14 vs BPC	30	4-9	0-1	2-5	4	5	4	1	2	10
12/18 vs Bradley	33	4-7	2-2	1-2	2	4	0	0	1	11
12/21 at Radford	32	1-4	1-4	0-0	1	4	1	0	0	3
12/29 at Dayton	18	0-1	0-1	0-0	2	2	3	0	0	0
1/3 at Texas State	24	1-6	0-1	1-2	4	2	3	1	2	3

#3 IKE SMITH

2018-19 Game-By-Game Stats (Senior)

Opponent	MP	FG-A	3G-A	FT-A	REB	AST	TO	BLK	STL	PTS
11/7 vs Carver	25	7-12	2-3	1-3	5	0	0	1	1	17
11/13 vs GMU	28	7-12	0-2	3-3	4	0	1	1	0	17
11/16 vs FAU	27	6-15	0-5	1-4	6	0	1	2	1	13
11/17 vs Pepperdine	34	4-13	3-12	5-9	6	2	2	1	0	16
11/18 vs Montana	36	5-14	1-6	4-4	6	2	3	0	0	15
11/27 vs ETSU	29	2-7	0-4	1-2	4	1	3	0	0	5
11/29 at Arizona	24	2-9	0-6	2-2	6	0	1	0	0	6
12/8 at Mercer	31	9-14	5-9	1-2	8	2	1	1	2	24
12/11 at UCF	33	7-14	2-4	0-0	2	0	1	0	0	16
12/14 vs BPC	26	7-14	2-8	2-4	10	0	2	0	3	18

2017-18 Game-By-Game Stats (Junior)

Opponent	MP	FG-A	3G-A	FT-A	REB	AST	TO	BLK	STL	PTS	
11/10 at Wake	35	7-19	2-9	2-2	2	0	2	0	1	18	
11/13 vs CSUB	28	7-14	4-7	3-4	7	1	2	0	0	21	
11/16 vs B-St	21	6-12	4-8	4-7	3	2	2	1	2	20	
11/20 vs MSU	31	8-23	0-7	3-5	6	1	2	1	0	19	
11/21 vs UMKC	25	5-14	0-4	2-8	8	1	2	1	0	12	
11/22 vs Towson	20	2-10	0-4	0-0	3	1	2	0	0	4	
12/1 at Bradley	20	4-10	0-3	0-0	3	0	4	0	0	8	
12/16 at CSUB	19	1-3	0-1	0-0	2	0	2	1	2	2	
12/29 at Troy	15	3-9	0-3	0-0	4	1	1	0	0	6	
12/31 at S. Alabama	19	2-9	1-4	0-2	7	1	3	1	0	5	
1/4 vs Arkansas St.	22	3-10	1-4	0-1	6	3	0	0	1	7	
1/6 vs Little Rock	25	3-8	1-5	3-6	4	2	1	0	0	7	
1/11 at C. Carolina	28	7-19	3-6	2-2	4	0	0	1	1	19	
1/13 at App.	17	2-5	0-2	0-0	1	0	2	0	0	4	
1/20 at Ga. State	32	6-17	4-9	0-0	7	7	2	2	1	0	16
1/25 vs Texas State	22	3-12	2-7	0-0	1	0	5	0	1	8	
1/27 vs UTA	25	4-14	1-8	1-4	6	0	2	0	1	10	
2/1 at Little Rock	18	2-8	0-4	0-0	3	1	2	0	0	4	
2/3 at Arkansas State	31	8-14	1-2	2-7	8	3	5	1	1	19	
2/8 vs ULM	39	5-13	3-9	2-2	7	1	3	1	1	15	
2/10 vs Louisiana	29	7-14	3-6	8-8	4	0	3	4	0	25	
2/16 vs Georgia State	23	4-7	2-5	1-2	4	0	6	0	0	12	
2/22 at UTA	22	1-8	0-5	1-2	1	1	1	0	0	3	
2/24 at Texas State	31	11-16	5-8	0-1	5	2	1	1	0	27	
3/1 vs South Alabama	25	3-8	1-3	2-5	5	1	3	3	0	9	
3/3 vs Troy	28	4-9	1-4	0-0	2	0	0	0	0	9	
3/9 vs ULM	38	3-7	1-4	0-1	3	1	2	0	2	7	
3/10 vs Georgia State	30	5-7	2-4	4-4	3	0	3	1	1	16	

CAREER GAME-BY-GAME STATS

2017-18 Game-By-Game Stats (Junior)												
Opponent	MP	FG-A	3G-A	FT-A	REB	AST	TO	BLK	STL	PTS		
11/10 at Wake	37	8-16	3-5	3-4	3	2	4	0	2	22		
11/13 vs CSUB	26	7-8	1-1	9-10	2	1	0	0	4	24		
11/16 vs B-St	24	4-10	0-2	4-6	1	7	2	2	3	12		
11/20 vs MSU	34	7-13	4-6	2-3	4	5	1	1	4	20		
11/21 vs UMKC	34	5-9	0-0	7-11	8	4	5	1	2	17		
11/22 vs Towson	36	1-5	0-1	5-6	2	11	2	0	1	7		
11/25 at Bradley	32	2-9	0-3	2-2	7	4	2	0	2	6		
12/2 vs Tenn. Wes	27	5-7	0-1	5-9	3	10	1	0	2	15		
12/9 vs Savannah St	35	10-16	5-8	7-7	3	6	5	1	3	32		
12/12 at GMU	34	6-9	0-1	5-6	6	4	3	1	2	17		
12/16 at CSUB	27	3-4	1-1	0-2	3	3	1	1	1	7		
12/19 at KSU	36	11-15	2-4	5-6	4	5	1	0	2	29		
12/22 at ETSU	34	9-16	1-2	5-8	5	0	4	0	1	24		
12/29 at Troy	36	7-14	2-5	15-19	7	4	1	0	1	31		
12/31 at S. Alabama	30	4-8	2-3	2-2	5	1	4	1	3	12		
1/4 vs Arkansas St	28	7-12	3-5	3-3	6	5	1	0	3	20		
1/6 vs Little Rock	31	4-7	2-4	5-6	4	2	3	0	0	15		
1/11 at C. Carolina	35	5-10	3-4	9-9	3	3	4	0	3	22		
1/13 at App	34	8-17	2-5	3-3	3	3	5	0	2	21		
1/25 vs Texas State	35	9-15	0-4	7-11	5	6	3	0	3	25		
1/27 vs UTA	31	7-12	3-4	5-8	4	2	3	1	3	23		
2/1 at Little Rock	37	5-9	1-2	8-8	2	2	2	0	0	19		
2/3 at Arkansas State	33	6-12	0-1	6-8	5	3	1	0	1	18		
2/8 vs ULM	34	2-11	0-5	3-5	1	5	1	0	1	7		
2/10 vs Louisiana	24	9-14	3-4	8-11	4	4	4	0	2	29		
2/16 vs Georgia State	36	6-12	2-5	9-14	4	5	1	0	1	23		
2/22 at UTA	29	4-10	1-4	0-0	4	2	3	0	1	9		
2/24 at Texas State	28	5-9	1-3	3-6	3	5	0	0	0	14		
3/1 vs South Alabama	38	3-9	1-2	11-16	8	2	0	0	0	18		
3/3 vs Troy	30	9-13	5-5	5-9	6	8	6	0	1	28		
3/9 vs ULM	32	3-10	0-1	7-8	8	4	4	1	1	13		
3/10 vs Georgia State	38	8-14	1-3	8-9	1	1	1	0	1	25		

2016-17 Game-By-Game Stats (Sophomore)												
Opponent	MP	FG-A	3G-A	FT-A	REB	AST	TO	BLK	STL	PTS		
11/11 at NC State	36	8-23	2-11	8-12	10	3	0	0	2	26		
11/14 vs Coastal Ga.	29	3-9	1-4	1-2	5	3	0	0	2	8		
11/20 at Mercer	35	5-11	5-9	0-0	1	3	3	1	2	15		
11/22 at Akron	28	6-11	1-2	2-3	4	2	2	0	3	15		
11/25 vs FAMU	36	2-14	0-9	1-2	4	7	2	0	4	5		
11/26 vs Radford	26	3-10	0-3	3-3	3	4	7	0	1	9		
12/1 at Sav. St	28	7-18	4-9	2-2	4	7	2	0	1	20		
12/4 vs FGCU	34	8-14	2-4	3-3	2	3	3	0	4	21		
12/9 at UM	35	2-10	0-5	0-1	3	9	4	1	1	4		
12/13 at FGCU	37	6-10	1-4	2-2	4	3	4	0	3	15		
12/15 at FIU	33	5-13	3-4	7-8	2	4	1	2	1	20		
12/20 at Winthrop	31	8-16	1-3	3-3	3	3	4	0	1	20		
12/22 vs Fisk	20	8-14	3-7	1-3	1	7	0	0	1	29		
12/31 vs Ga. State	34	9-10	2-3	9-13	3	3	0	0	1	29		
1/7 vs Troy	37	6-15	1-5	11-13	1	3	1	0	1	24		
1/9 vs USA	43	9-14	3-6	5-7	1	6	7	0	4	26		
1/14 at ULL	37	6-14	1-2	6-7	3	5	4	1	0	19		
1/16 at ULM	36	6-14	3-5	4-7	8	2	1	0	3	19		
1/21 vs App	33	7-16	1-4	17-23	4	2	0	0	1	32		
1/23 vs CCU	35	6-14	4-8	7-9	7	4	3	0	1	23		
1/28 at USA	38	6-15	2-6	9-10	1	3	3	0	1	23		
1/30 at Troy	37	4-13	2-8	2-2	4	5	2	0	0	12		
2/4 vs ULM	34	5-11	2-4	3-4	1	1	3	0	1	15		
2/6 vs ULL	36	3-17	1-7	4-4	6	3	1	1	0	11		
2/11 at CCU	35	1-7	0-1	5-8	1	6	2	0	1	7		
2/13 at App	35	10-19	3-5	9-10	9	5	3	0	1	32		
2/18 vs Texas St	35	6-10	3-5	6-7	3	3	1	0	0	21		
2/20 vs UTA	33	5-14	1-4	4-5	1	4	1	0	2	15		
2/25 at ASU	36	6-12	2-5	3-3	3	2	3	0	0	17		
2/27 at LR	37	2-11	2-7	2-3	2	5	4	1	1	8		
3/4 at GSU	36	4-12	2-7	1-2	3	3	1	0	2	11		
3/10 vs Troy	38	4-15	2-6	4-7	2	5	1	0	0	14		
3/15 vs Utah Valley	30	1-10	1-5	4-5	4	3	0	0	0	7		

2015-16 Game-By-Game Stats (Freshman)												
Opponent	MP	FG-A	3G-A	FT-A	REB	AST	TO	BLK	STL	PTS		
11/13 vs WEBBER	20	4-10	2-5	2-4	1	7	3	0	4	12		
11/16 at Ole Miss	22	2-11	0-4	4-4	2	4	1	0	2	8		
11/20 at Auburn	23	2-7	0-3	7-8	2	1	4	0	3	11		
11/25 vs Citadel	28	7-13	1-2	11-15	5	5	2	0	2	26		
11/27 at Upstate	25	4-11	2-4	6-6	0	4	2	0	0	16		
11/30 vs BUJ	19	6-12	2-3	1-1	5	3	1	0	1	15		
12/2 at Sav. St	27	2-9	1-2	8-9	1	1	4	2	1	13		
12/15 at Duke	34	8-18	4-6	0-2	2	4	0	0	2	20		
12/19 vs WINTHROP	37	9-17	3-6	4-4	3	4	5	0	2	25		
12/22 vs STETSON	35	10-18	3-6	4-6	4	5	2	0	2	27		
12/30 at Texas St	35	3-13	1-3	7-8	2	3	2	0	2	14		
1/2 at UT Arlington	22	5-12	2-4	5-6	3	2	0	0	3	17		
1/7 vs S. ALABAMA	35	5-18	1-6	6-10	3	2	0	0	1	17		
1/9 vs TROY	37	7-15	2-8	3-5	5	4	1	0	4	19		
1/14 vs UL LAFAYETTE	28	10-17	0-4	0-1	3	1	2	0	1	20		
1/16 vs ULM	29	5-10	2-5	0-1	1	4	1	0	1	12		
1/19 at Ga. State	34	4-11	0-3	2-2	1	4	3	0	1	10		
1/25 at App State	36	11-22	1-3	11-12	7	3	4	0	3	34		
1/28 at Little Rock	30	5-9	0-2	7-9	6	1	1	0	2	17		
1/30 at Arkansas St	38	7-16	3-7	0-0	4	4	5	0	1	17		
2/4 vs UT ARLINGTON	35	10-20	3-8	3-4	2	7	1	1	2	26		
2/6 vs TEXAS STATE	39	8-10	4-5	5-7	2	3	5	0	0	25		
2/11 at Troy	27	4-8	1-4	11-11	8	2	1	0	0	20		
2/13 at S. Alabama	36	5-20	2-6	4-4	0	2	1	0	3	16		
2/18 vs ARKANSAS ST	29	3-6	2-3	7-8	3	1	5	0	0	15		
2/20 vs LITTLE ROCK	31	3-6	1-2	9-10	3	2	1	0	1	16		
2/23 vs GA STATE	35	2-8	0-6	4-4	5	4	2	1	2	8		
2/25 vs APP STATE	29	6-11	2-2	4-4	1	7	2	0	2	18		
3/3 at ULM	31	5-15	3-4	4-5	5	5	0	0	0	17		
3/5 at UL Lafayette	33	10-17	2-4	3-5	4	3	1	0	0	25		
3/10 vs S. Alabama	37	5-18	0-4	5-6	7	2	2	0	1	15		

#5 TREY DAWKINS

2018-19 Game-By-Game Stats (Junior)												
Opponent	MP	FG-A	3G-A	FT-A	REB	AST	TO	BLK	STL	PTS		
11/7 vs Carver	16	5-7	0-1	0-2	4	0	0	1	0	10		
11/13 vs GMU	11	0-3	0-1	0-0	1	0	1	0	1	0		
11/16 vs FAU	6	0-0	0-0	0-0	0	0	0	1	0	0		
11/17 vs Pepperdine	4	0-0	0-0	0-0	1	0	0	0	1	0		
11/18 vs Montana	7	0-1	0-0	0-0	1	0	1	0	1	0		
12/14 vs BPC	11	3-5	3-5	3-4	2	0	0	5	0	12		
12/29 at Dayton	7	1-1	0-0	0-0	3	1	0	0	0	2		
1/3 at Texas State	5	0-1	0-1	2-2	0	0	1	0	0	2		

#10 CALVIN WISHART

2018-19 Game-By-Game Stats (Freshman)												
Opponent	MP	FG-A	3G-A	FT-A	REB	AST	TO	BLK	STL	PTS		
11/7 vs Carver	22	3-9	0-4	1-2	3	6	1	0	5	7		
11/13 vs GMU	2	0-1	0-1	0-0	0	0	0	0	0	0		
11/16 vs FAU	10	0-3	0-1	0-0	0	0	0	0	0	0		
11/17 vs Pepperdine	27	4-6	2-3	4-5	2	3	2	0	0	14		
11/18 vs Montana	30	3-8	2-7	2-2	1	4	2	0	1	11		
11/27 vs ETSU	12	0-1	0-1	0-0	0	0	1	1	0	0		
11/29 at Arizona	18	1-4	1-2	0-0	1	0	0	0	0	3		
12/18 vs Bradley	15	1-4	0-2	3-4	2	2	2	0	4	5		
12/21 at Radford	19	1-5	1-4	1-2	0	3	2	0	0	4		
12/29 at Dayton	12	1-4	1-4	0-0	0	3	1	0	0	3		
1/3 at Texas State	17	0-3	0-3	1-2	3	0	0	3	0	0		

#13 QUAN JACKSON

2018-19 Game-By-Game Stats (Sophomore)		
--	--	--

CAREER GAME-BY-GAME STATS

2017-18 Game-By-Game Stats (Sophomore)

Opponent	MP	FG-A	3G-A	FT-A	REB	AST	TO	BLK	STL	PTS
11/13 vs CSUB	14	1-2	1-1	0-0	0	3	1	0	0	3
11/16 vs B-St	18	3-6	1-2	0-0	5	2	1	0	1	7
11/20 vs MSU	5	0-1	0-1	0-0	1	0	0	0	0	0
11/21 vs UMKC	5	0-0	0-0	0-0	0	0	0	0	0	0
11/22 vs Towson	2	0-0	0-0	0-0	0	0	0	0	0	0
11/25 at Bradley	10	0-3	0-2	0-0	2	1	1	0	0	0
12/2 vs Tenn. Wes	23	4-10	2-5	1-2	1	0	1	0	1	12
12/9 vs Savannah St.	19	4-8	1-4	1-2	2	3	5	1	1	10
12/12 at GMU	11	0-3	0-1	0-0	0	0	2	0	1	0
12/16 at CSUB	20	1-5	0-2	0-0	1	1	0	0	0	2
12/19 at KSU	14	1-2	0-0	1-2	1	0	2	0	0	3
12/22 at ETSU	10	0-2	0-0	0-0	0	1	1	0	0	0
12/29 at Troy	4	1-2	0-1	0-0	0	0	2	0	0	2
12/31 at S. Alabama	7	1-3	0-0	0-0	2	1	0	0	0	2
1/11 at C. Carolina	1	0-0	0-0	0-0	0	0	0	0	0	0
1/13 at App.	12	1-3	0-1	2-2	1	0	1	0	1	4
1/20 at Ga. State	7	1-1	0-0	0-0	1	0	2	0	0	2
1/25 vs Texas State	6	1-1	0-0	0-0	0	1	0	0	0	2
1/27 vs UTA	9	0-1	0-1	3-4	1	1	0	0	1	3
2/1 at Little Rock	7	0-0	0-0	1-2	0	0	3	0	2	1
2/3 at Arkansas State	6	1-1	0-0	0-0	0	0	1	0	0	2
2/8 vs ULM	4	0-1	0-1	0-0	0	1	0	0	0	4
2/10 vs Louisiana	24	3-9	2-6	3-4	1	2	0	0	0	11
2/16 vs Georgia State	8	1-4	0-3	0-0	0	1	1	0	1	2
2/22 at UTA	16	5-12	2-3	0-0	1	1	1	0	0	12
2/24 at Texas State	8	1-3	0-1	2-2	1	1	0	0	0	4
3/1 vs South Alabama	10	0-2	0-0	0-0	0	1	0	0	2	0
3/3 vs Troy	9	2-3	0-0	0-0	1	0	0	0	0	4
3/9 vs ULM	10	1-2	1-2	0-0	0	0	2	0	0	3
3/10 vs Georgia State	3	0-0	0-0	0-0	0	1	0	0	0	0

#35 TYSHAUN CRAWFORD

2018-19 Game-By-Game Stats (Freshman)

Opponent	MP	FG-A	3G-A	FT-A	REB	AST	TO	BLK	STL	PTS
11/7 vs. Carver	12	6-7	0-0	2-3	8	0	0	2	0	14
11/16 vs FAU	1	0-0	0-0	0-0	0	0	0	0	0	0
11/17 vs Pepperdine	3	1-1	0-0	0-0	0	0	0	0	0	2
12/14 vs BPC	11	0-0	0-0	0-0	1	0	0	0	0	0

#53 ISAIAH CRAWLEY

2018-19 Game-By-Game Stats (Junior)

Opponent	MP	FG-A	3G-A	FT-A	REB	AST	TO	BLK	STL	PTS
11/7 vs. Carver	22	5-8	1-3	4-6	9	0	1	0	3	15
11/13 vs GMU	23	3-6	0-0	2-3	1	0	1	0	2	8
11/16 vs FAU	11	3-3	0-0	0-1	3	0	0	0	0	6
11/17 vs Pepperdine	25	4-8	0-3	0-0	9	0	5	0	1	8
11/18 vs Montana	9	2-2	0-0	1-1	0	0	0	0	0	5
11/27 vs ETSU	14	3-5	0-2	0-0	4	1	2	0	0	6
11/29 at Arizona	20	3-4	0-0	3-5	7	2	4	0	1	9
12/8 at Mercer	28	6-12	2-4	5-6	10	0	4	1	0	19
12/11 at UCF	23	8-12	0-1	2-5	2	1	1	1	2	18
12/14 vs BPC	21	3-7	0-3	7-10	6	1	2	0	1	13
12/18 vs Bradley	32	6-9	1-2	2-6	8	0	4	1	0	15
12/21 at Radford	15	0-4	0-2	0-0	4	0	1	0	0	0
12/29 at Dayton	33	6-9	2-2	2-4	5	3	2	0	1	16
1/3 at Texas State	21	7-13	1-2	1-3	5	1	1	0	2	16

2018-19 GEORGIA SOUTHERN MEN'S BASKETBALL

Game #1 - Georgia Southern 139, Carver College 51

Nov. 7, 2018, Statesboro, Ga. - Hanner Fieldhouse

VISITORS: Carver 0-5

Player	fg	fga	3fg	3fga	ft	fta	reb	pf	tp	a	to	blk	s	min
Antonio Gardner-f	2	7	0	3	1	2	3	5	2	4	0	0	0	30
Tyler Thornton-g	0	1	0	0	0	0	1	0	0	0	0	0	0	5
Marquel Gibbons-g	2	5	1	1	2	2	3	7	2	5	0	0	0	23
Kelvin Akinnoye-f	0	1	0	0	2	2	1	0	0	5	0	2	15	
Paul Hepburn-f	2	4	0	0	0	0	4	3	4	0	0	0	0	16
Chris Iverson	2	6	1	4	0	0	1	5	0	0	0	0	0	5
Glenn Sims	1	2	0	0	0	0	3	1	2	0	2	0	0	10
Jalan Strong	4	13	1	8	5	8	3	2	14	3	4	0	0	25
Jessy Haynes	1	1	0	0	0	0	4	2	0	2	1	0	0	14
Marco Hughley	0	5	0	4	0	0	0	0	0	0	0	0	0	7
Julian Fuller	2	5	0	0	0	0	2	2	4	1	1	0	0	6
Merdy Mongozi	0	0	0	0	0	0	1	0	0	0	0	0	0	8
Jordan Johnson	0	0	0	0	1	2	2	1	1	0	0	0	0	12
Rayford Washington	3	11	1	5	0	0	0	7	2	4	0	0	0	25
TEAM							5				2			
Totals.....	19	61	4	25	9	16	27	23	51	10	29	1	2	200

TOTAL FG%	1st Half: 10-29 34.5%	2nd Half: 9-32 28.1%	Game: 31.1%
3-Pt. FG%	1st Half: 2-10 20.0%	2nd Half: 2-15 13.3%	Game: 16.0%
F Throw %	1st Half: 4-6 66.7%	2nd Half: 5-10 50.0%	Game: 56.3%

HOME TEAM: Georgia Southern 1-0

Player	fg	fga	3fg	3fga	ft	fta	reb	pf	tp	a	to	blk	s	min
Glenn, Montae-f	7	8	0	0	2	5	10	0	16	0	2	0	0	18
Crawley, Isaiah-f	5	8	1	3	4	6	9	4	15	0	1	0	3	22
Smith, Ike-g	7	12	2	3	1	3	5	1	17	0	0	1	1	25
Brown, Tookie-g	5	8	0	1	1	1	3	2	11	5	2	1	1	24
Jackson, Quan-g	11	16	0	2	3	6	9	2	25	5	2	1	8	28
Dawkins, Trey	5	7	0	1	0	2	4	2	10	0	0	1	0	16
Wishart, Calvin	3	9	0	4	1	2	3	2	7	6	1	0	5	22
Yuminami, Eito	2	3	0	0	0	0	1	0	4	1	0	0	0	4
Jones Jr., David-Lee	7	8	3	3	1	2	2	1	18	1	0	0	2	25
Cooper, Daniel	0	0	0	0	2	2	1	1	2	1	0	0	1	4
Crawford, Tyshuan	6	7	0	0	2	3	8	0	14	0	2	0	11	
TEAM							2				1			
Totals.....	58	86	6	17	17	32	57	15	139	19	9	6	21	200

TOTAL FG%	1st Half: 25-39 64.1%	2nd Half: 33-47 70.2%	Game: 67.4%
3-Pt. FG%	1st Half: 2-7 28.6%	2nd Half: 4-10 40.0%	Game: 35.3%
F Throw %	1st Half: 9-20 45.0%	2nd Half: 8-12 66.7%	Game: 53.1%

Officials: Arthur Valk, Nathan Quick, Chris Balunek

Technical fouls: Carver-None. Georgia Southern-None.

Attendance: 1214

Score by Periods

	1st	2nd	Total
--	-----	-----	-------

Carver	26	25	51
--------	----	----	----

Georgia Southern	61	78	139
------------------	----	----	-----

Points in the paint-CC 22,GS 104. Points off turnovers-CC 6,GS 44. 2nd chance points-CC 7,GS 16. Fast break points-CC 13,GS 49. Bench points-CC 35,GS 55. Score tied 0 times. Lead changed-0 times. Largest lead-CC none, GS by 89 2nd-00:48. CC led for 00:00. GS led for 39:06.

Game #2 - Georgia Southern 98, George Mason 89

Nov. 13, 2018, Statesboro, Ga. - Hanner Fieldhouse

VISITORS: George Mason 0-3

Player	fg	fga	3fg	3fga	ft	fta	reb	pf	tp	a	to	blk	s	min
MAR, Goanar-f	0	2	0	0	2	0	2	2	0	1	1	0	0	12
REUTER, Jarred-f	2	6	0	0	2	4	5	2	6	1	1	0	0	19
KIER, Justin-g	7	8	3	3	4	2	5	20	2	6	0	2	34	
LIVINGSTON II, Otis-g	0	7	0	1	2	2	2	3	2	6	0	1	33	
GRAY, Jaire-g	8	17	5	10	4	5	7	3	25	0	0	0	0	31
HARTWELL II, Jamal	2	3	1	1	0	0	1	5	2	1	0	0	11	
WILSON, AJ	2	4	0	0	2	2	3	1	6	0	1	3	2	18
DOUGLAS-STANLEY, Jas	1	1	1	1	0	0	0	1	3	0	0	0	0	1
GREENE, Javon	3	5	2	3	2	2	7	5	10	1	5	0	0	19
BOYD, Ian	5	5	2	2	0	0	3	4	12	2	0	0	0	20
CALIXTE, Greg	0	0	0	0	0	0	0	2	0	1	1	0	0	2
TEAM							4							
Totals.....	30	58	14	23	15	19	36	33	89	16	22	3	5	200

TOTAL FG%	1st Half: 18-28 64.3%	2nd Half: 12-30 40.0%	Game: 51.7%
3-Pt. FG%	1st Half: 11-15 73.3%	2nd Half: 3-8 37.5%	Game: 60.9%
F Throw %	1st Half: 7-10 70.0%	2nd Half: 8-9 88.9%	Game: 78.9%

HOME TEAM: Georgia Southern 2-0

Player	fg	fga	3fg	3fga	ft	fta	reb	pf	tp	a	to	blk	s	min
Glenn, Montae-f	5	6	0	0	3	5	3	13	1	0	2	2	27	
Crawley, Isaiah-f	3	6	0	0	2	3	1	3	8	0	1	1	2	23
Smith, Ike-g	7	12	0	2	3	3	4	4	17	0	1	0	1	29
Brown, Tookie-g	7	11	0	1	11	15	2	3	25	3	2	0	1	32
Jackson, Quan-g	6	10	1	2	8	13	7	1	21	0	2	3	3	35
McCadden, Elijah	1	1	0	0	1	4	2	0	3	0	1	0	0	8
Dawkins, Trey	0	3	0	1	0	0	1	3	0	0	1	0	1	12
Wishart, Calvin	0	1	0	0	0	0	0	0	0	0	0	0	0	2
Jones Jr., David-Lee	4	6	1	1	2	5	1	1	11	2	1	1	0	22
TEAM							2							
Totals.....	33	56	2	8	30	48	26	18	98	6	9	7	10	200

TOTAL FG%	1st Half: 12-29 41.4%	2nd Half: 21-27 77.8%	Game: 58.9%
3-Pt. FG%	1st Half: 1-5 20.0%	2nd Half: 1-3 33.3%	Game: 25.0%
F Throw %	1st Half: 9-17 52.9%	2nd Half: 21-31 67.7%	Game: 62.5%

Officials: Tony Greene, Sean Cassidy, Gerald Williams

Technical fouls: George Mason-None. Georgia Southern-None.

Attendance: 2638

Score by Periods

	1st	2nd	Total
--	-----	-----	-------

George Mason	54	35	89
--------------	----	----	----

Georgia Southern	34	64	98
------------------	----	----	----

Points in the paint-GMU 30,GS 34. Points off turnovers-GMU 5,GS 22. 2nd chance points-GMU 10,GS 6. Fast break points-GMU 10,GS 27. Bench points-GMU 36,GS 14. Score tied 3 times. Lead changed-2 times. Largest lead-GMU by 22 1st-2:16, GS by 12 2nd-00:23. GMU led for 27:00. GS led for 11:25.

Game 3 - Georgia Southern 80, FAU 70

Nov. 16, 2018, Nassau, Bahamas - Kendal Isaacs Gymnasium

VISITORS: Florida Atlantic 2-1

Player	fg	fga	3fg	3fga	ft	fta	reb	pf	tp	a	to	blk	s	min
ADGER, Anthony-g	1	12	0	4	0	0	5	3	2	2	2	0	0	28
STAPLETON, Xavian-f	0	4	0	2	0	0	2	6	0	0	1	1	0	22
FORREST, Michael-g	7	13	3	9	4	4	2	21	3	1	0	2	33	
INGRAM, Jai'lyn-f	8	16	4	6	5	7	9	4	25	5	1	0	31	
SILINS, Karlis-c	3	4	1	1	2	2	4	9	0	3	0	0	20	
SEBREE, Jaylen	1	4	0	2	3	4	5	1	5	1	2	1	0	19
NIANG, Madiaw	0	2	0	1	0	0	2	1	0	1	0	0	0	11
ZECEVIC, Aleksandar	2	2	0	0	0	0	1	1	4	0	0	0	0	3
LEPICHEV, Simeon	2	5	0	0	0	0	3	4	0	0	0	0	0	13
MAITRE, Richardson	0	5	0	2	0	0	1	0	1	2	0	0	0	11
JACKSON, Cedric	0	1	0	1	0	0	0	0	0	2	0	0	0	9
TEAM							2							
Totals.....	24	68	8	28	14	17	36	25	70	12	16	3	2	200

TOTAL FG%	1st Half: 10-32 31.3%	2nd Half: 14-36 38.9%	Game: 35.3%
3-Pt. FG%	1st Half: 3-13 23.1%	2nd Half: 5-15 33.3%	Game: 28.6%
F Throw %	1st Half: 11-13 84.6%	2nd Half: 3-4 75.0%	Game: 82.4%

HOME TEAM: Georgia Southern 3-0

Player	fg	fga	3fg	3fga	ft	fta	reb	pf	tp	a	to	blk	s	min
Glenn, Montae-f	5	8	0	0	4	7	12	3	14	2	4	0	0	33
Smith, Ike-g	6	15	0	5	1	4	6	4	13	0	1	2	1	27
Brown, Tookie-g	4	13	0	4	4	6	6	0	12	7	4	0	1	35
Jackson, Quan-g	5	10	2	5	4	5	5	2	16	3	2	1	3	28
Crawley, Isaiah-f	3	3	0	0	1	1	3	4	6	0	0	0	0	11
McCadden, Elijah	4	4	0	0	2	2	1	0	10	1	0	1	1	28
Dawkins, Trey	0	0	0	0	0	0	0	3	0	1	0	0	0	6
Wishart, Calvin	0	3	0	1	0	0	1	0	0	0	0	0	0	10
Jones Jr., David-Lee	4	6	1	2	0	0	2	3	9	1	0	0	0	22
Cooper, Daniel	0	0	0	0	0	0	0	0	0	0	0	0	0	0+
Crawford, Tyshuan	0	0	0	0	0	0	0	0	0	0	0	0	0	0+
TEAM							5							
Totals.....	31	62	3	17	15	25	40	20	80	14	13	3	6	200

TOTAL FG%	1st Half: 13-30 43.3%	2nd Half: 18-32 56.3%	Game: 50.0%
3-Pt. FG%	1st Half: 0-10 0.0%	2nd Half: 3-7 42.9%	Game: 17.6%
F Throw %	1st Half: 7-10 70.0%	2nd Half: 8-15 53.3%	Game: 60.0%

Officials: Brent Hampton, Gene Grimshaw, Mike O'Neil

Technical fouls: Florida Atlantic-STAPLETON, Xavian. Georgia Southern-None.

Attendance: 247

Score by Periods

	1st	2nd	Total
--	-----	-----	-------

Florida Atlantic	34	36	70
------------------	----	----	----

Georgia Southern	33	47	80
------------------	----	----	----

Points in the paint-FAU 24,GS 38. Points off turnovers-FAU 9,GS 15. 2nd chance points-FAU 14,GS 12. Fast break points-FAU 2,GS 2. Bench points-FAU 13,GS 19. Score tied 5 times. Lead changed-6 times. Last FG-FAU 2nd-00:12, GS 2nd-0

2018-19 GEORGIA SOUTHERN MEN'S BASKETBALL

Game #7 - Arizona 100, Georgia Southern 70

Nov. 29, 2018, Tucson, Ariz. - McKale Center

VISITORS: Georgia Southern 5-2

Player	fg	fga	3fg	3fga	ft	fta	reb	pf	tp	a	to	blk	s	min
Glenn, Montae-f	1	6	0	0	0	0	3	4	2	0	0	0	0	16
McCadden, Elijah-f	3	6	0	0	0	0	2	5	6	2	3	0	1	23
Smith, Ike-g	2	9	0	6	2	2	6	2	6	0	1	0	0	24
Brown, Tookie-g	5	9	1	5	6	9	4	3	17	1	1	0	0	32
Jackson, Quan-g	2	8	1	5	1	2	0	0	6	1	2	0	1	24
Wishart, Calvin	1	4	1	2	0	0	1	1	3	0	0	0	0	18
Carter, Simeon	4	11	0	2	2	2	6	3	10	0	1	3	0	25
Jones Jr., David-Lee	4	7	0	2	3	3	1	2	11	3	0	0	0	18
Crawley, Isaiah	3	4	0	0	3	5	7	3	9	2	4	0	1	20
TEAM							4				1			
Totals.....	25	64	3	18	17	23	34	23	70	9	13	3	3	200

TOTAL FG%	1st Half: 10-23 43.5%	2nd Half: 15-41 36.6%	Game: 39.1%
3-Pt. FG%	1st Half: 2-8 25.0%	2nd Half: 1-10 10.0%	Game: 16.7%
F Throw %	1st Half: 10-14 71.4%	2nd Half: 7-9 77.8%	Game: 73.9%

HOME TEAM: Arizona 5-2

Player	fg	fga	3fg	3fga	ft	fta	reb	pf	tp	a	to	blk	s	min
Chase Jeter-c	4	4	0	0	10	12	10	1	18	0	2	2	1	18
Brandon Williams-g	5	12	2	6	2	2	5	2	14	6	1	0	0	24
Brandon Randolph-g	4	10	0	6	6	6	4	1	14	2	0	0	0	22
Justin Coleman-g	2	4	0	1	1	2	1	3	5	3	1	0	1	26
Emmanuel Akot-g	1	4	0	1	0	3	3	1	2	1	1	0	1	24
Devonaire Doutrive	4	6	0	0	0	0	3	1	8	2	0	0	0	11
Dylan Smith	4	11	2	7	0	0	6	3	10	1	0	0	0	24
Ryan Luthero	3	5	2	3	0	0	1	2	8	1	1	0	1	15
Ira Lee	2	3	0	0	1	2	6	2	5	4	0	1	0	22
Alex Barcelo	6	10	2	3	2	2	1	3	16	1	0	0	1	13
Jake Desjardins	0	0	0	0	0	0	0	0	1	0	0	0	1	1
TEAM							2							
Totals.....	35	69	8	27	22	29	42	19	100	22	6	3	5	200

TOTAL FG%	1st Half: 15-34 44.1%	2nd Half: 20-35 57.1%	Game: 50.7%
3-Pt. FG%	1st Half: 6-17 35.3%	2nd Half: 2-10 20.0%	Game: 29.6%
F Throw %	1st Half: 9-10 90.0%	2nd Half: 13-19 68.4%	Game: 75.9%

Officials: D.G. Nelson, Marques Pettigrew, Kipp Kissinger

Technical fouls: Georgia Southern-None. Arizona-None.

Attendance: 13486

Score by Periods	1st	2nd	Total
Georgia Southern	32	38	70
Arizona	45	55	100

Points in the paint-GS 42, ARIZONA 52. Points off turnovers-GS 7, ARIZONA 21. 2nd chance points-GS 4, ARIZONA 13. Fast break points-GS 19, ARIZONA 18. Bench points-GS 33, ARIZONA 47. Score tied-5 times. Lead changed-3 times. Last FG-GS 2nd-00:23, ARIZONA 2nd-00:31. Largest lead-GS by 5 1st-13:05, ARIZONA by 34 2nd-02:42. GS led for 04:44. ARIZONA led for 31:32. Game was tied for 03:44.

Game #10 - Georgia Southern 101, Brewton-Parker 64

Dec. 14, 2018, Statesboro, Ga. - Hanner Fieldhouse

VISITORS: Brewton-Parker (Exhibition)

Player	fg	fga	3fg	3fga	ft	fta	reb	pf	tp	a	to	blk	s	min
Jamelle Lanier Jr.-g	3	8	0	4	0	0	3	3	6	1	4	1	0	23
RJ Selman-g	3	9	0	2	2	3	2	2	8	2	3	0	1	20
Trayvon Deloach-f	6	13	0	1	2	2	10	3	14	0	5	0	0	27
Isaiah Hicks-f	1	6	0	4	0	0	4	2	2	1	2	0	0	18
Jack Gray-f	0	2	0	0	0	0	3	1	0	3	0	0	0	14
Justin Syphoe	2	2	2	2	0	0	1	3	6	1	2	0	0	11
Michael Volley	4	5	0	0	0	0	1	8	2	1	0	0	0	11
Devon Briggs-White	2	3	0	0	0	0	2	1	4	1	0	0	0	13
Myles White	1	3	1	2	0	0	4	4	3	0	1	0	0	11
Jakari McCombs	1	1	0	0	0	0	1	0	2	0	0	0	0	6
Siage Batten	0	0	0	0	0	0	1	0	0	0	0	0	0	4
Leondrae Christie	1	5	0	1	0	0	0	2	0	3	0	0	0	10
Joseph Smith	1	4	1	3	0	0	0	3	3	1	0	0	0	10
Jared Denk	1	5	0	0	0	0	2	1	2	0	1	3	0	17
Jeremiah Jordan	2	3	0	1	0	0	1	0	4	0	0	0	0	5
TEAM							11				2			
Totals.....	28	69	4	20	4	5	45	24	64	9	27	4	1	200

TOTAL FG%	1st Half: 15-32 46.9%	2nd Half: 13-37 35.1%	Game: 40.6%
3-Pt. FG%	1st Half: 3-11 27.3%	2nd Half: 1-9 11.1%	Game: 20.0%
F Throw %	1st Half: 2-3 66.7%	2nd Half: 2-2 100%	Game: 80.0%

HOME TEAM: Georgia Southern 7-3

Player	fg	fga	3fg	3fga	ft	fta	reb	pf	tp	a	to	blk	s	min
Carter, Simeon-f	7	9	0	1	2	5	1	16	0	0	2	0	0	23
Crawley, Isaiah-f	3	7	0	3	7	10	6	4	13	1	2	0	1	21
Smith, Ike-g	7	14	2	8	2	4	10	8	10	2	0	3	25	
Brown, Tookie-g	4	10	1	4	1	2	4	1	10	8	1	0	2	27
Jackson, Quan-g	4	11	1	5	2	3	1	0	11	2	0	1	4	20
McCadden, Elijah	4	9	0	1	2	5	4	3	10	5	4	1	2	30
Dawkins, Trey	3	5	3	5	3	4	2	1	12	0	0	5	0	11
Yuminami, Eito	0	0	0	0	2	2	1	2	0	0	0	0	0	5
Jones Jr., David-Lee	3	8	1	4	2	4	2	1	9	2	1	0	3	27
Crawford, Tyshun	0	0	0	0	0	0	1	0	0	0	0	0	0	11
TEAM							5							
Totals.....	35	73	8	31	23	36	42	12	101	18	10	9	15	200

TOTAL FG%	1st Half: 20-40 50.0%	2nd Half: 15-33 45.5%	Game: 47.9%
3-Pt. FG%	1st Half: 2-16 12.5%	2nd Half: 6-15 40.0%	Game: 25.8%
F Throw %	1st Half: 6-12 50.0%	2nd Half: 17-24 70.8%	Game: 63.9%

Officials: Brandon Hiers, Grant Today, Nathan Bemis

Technical fouls: Brewton-Parker-None. Georgia Southern-None.

Attendance: 1019

Score by Periods	1st	2nd	Total
Brewton-Parker	35	29	64
Georgia Southern	48	53	101

Points in the paint-BPC 34, GS 50. Points off turnovers-BPC 10, GS 41. 2nd chance points-BPC 15, GS 20. Fast break points-BPC 8, GS 31. Bench points-BPC 34, GS 33. Score tied-0 times. Lead changed-1 time. Last FG-BPC 2nd-00:03, GS 2nd-00:20. Largest lead-BPC by 2 1st-19:25, GS by 39 2nd-07:27. BPC led for 01:24. GS led for 38:01. Game was tied for 00:35.

Game #8 - Georgia Southern 89, Mercer 74

Dec. 8, 2018, Macon, Ga. - Hawkins Arena

VISITORS: Georgia Southern 6-2

Player	fg	fga	3fg	3fga	ft	fta	reb	pf	tp	a	to	blk	s	min
Glenn, Montae-f	5	8	0	0	3	4	7	3	13	0	2	2	0	24
Crawley, Isaiah-f	6	12	2	4	5	6	10	0	19	0	4	1	0	28
Smith, Ike-g	9	14	5	9	1	2	8	3	24	2	1	1	2	31
Brown, Tookie-g	5	9	0	4	1	2	5	1	11	6	1	0	3	36
Jackson, Quan-g	3	7	1	3	5	6	2	1	12	2	0	0	1	28
McCadden, Elijah	0	1	0	1	0	0	3	3	0	0	2	0	0	18
Carter, Simeon	2	5	0	1	0	0	0	3	4	0	0	4	0	15
Jones Jr., David-Lee	2	6	2	4	0	0	3	2	6	5	1	0	0	20
TEAM							2				1			
Totals.....	32	62	10	26	15	20	40	16	89	15	12	8	6	200

TOTAL FG%	1st Half: 16-32 50.0%	2nd Half: 16-30 53.3%	Game: 51.6%
3-Pt. FG%	1st Half: 4-15 26.7%	2nd Half: 6-11 54.5%	Game: 38.5%
F Throw %	1st Half: 3-4 75.0%	2nd Half: 12-16 75.0%	Game: 75.0%

HOME TEAM: Mercer 4-6

Player	fg	fga	3fg	3fga	ft	fta	reb	pf	tp	a	to	blk	s	min
Cory Kilby-f	1	4	0	0	0	0	3	4	2	2	1	0	1	15
Djordje Dimitrijevic-g	0	2	0	1	0	0	0	0	0	1	0	0	0	10
Jaylen Stowe-g	7	10	1	4	3	6	8	0	18	4	0	0	1	35
Ross Cummings-g	5	13	4	10	0	2	1	0	14	2	2	0	0	37
Ethan Stair-g	2	5	1	3	2	2	6	2	7	2	2	0	1	34
Marcus Cohen	6	14	0	0	3	4	2	4	15	6	1	0	1	30
DJ Peavy	1	2	0	1	0	0	0	3	2	1	0	0	0	7
Fardaws Alimaq	7	14	0	0	0	0	8	4	14	0	1	0	0	25
CJ Williamson	0	0	0	0	0	0	0	1	0	0	0	0	0	6
Victor Bafutito	1	2	0	0	0	0	1	1	2	0	2	1	0	1
TEAM							2							
Totals.....	30	66	6	19	8	14	31	19	74	17	10	1	4	200

TOTAL FG%	1st Half: 15-35 42.9%	2nd Half: 15-31 48.4%	Game: 45.5%
3-Pt. FG%	1st Half: 4-11 36.4%	2nd Half: 2-8 25.0%	Game: 31.6%
F Throw %	1st Half: 0-2 0.0%	2nd Half: 8-12 66.7%	Game: 57.1%

Officials: Glenn Tuit, Jerome Hall, Coy Gammon

Technical fouls: Georgia Southern-Carter, Simeon. Mercer-None.

Attendance: 3272

Score by Periods	1st	2nd	Total
Georgia Southern	39	50	89
Mercer	34	40	74

Points in the paint-GS 36, MERCER 46. Points off turnovers-GS 15, MERCER 10. 2nd chance points-GS 20, MERCER 13. Fast break points-GS 4, MERCER 6. Bench points-GS 10, MERCER 33. Score tied-6 times. Lead changed-4 times. Last FG-GS 2nd-00:52, MERCER 2nd-00:46. Largest lead-GS by 16 2nd-00:52, MERCER by 1 2nd-16:43. GS led for 36:17. MERCER led for 00:45. Game was tied for 02:58.

Game #11 - Georgia Southern 79, Bradley 74 - OT

Dec. 18, 2018, Statesboro, Ga. - Hanner Fieldhouse

VISITORS: Bradley 7-5

Player	fg	fga	3fg	3fga	ft	fta	reb	pf	tp	a	to	blk	s	min	
Elijah Childs-f	4	14	0	3	0	2	6	4	8	0	3	1	3	35	
Koch Bar-c	2	6	0	0	2	2	8	2	6	1	4	0	0	33	
Darrell Brown-g	3	9	1	4	4	1	5	11	2	4	0	3	29		
Dwayne Lautier-Oguni-g	5	8	0	1	5	7	6	4	15	2	6	0	3	37	
Jayden Hodgson-g	0	0	0	0	2	2	2	4	2	2	4	0	0	18	
Ari Boya	4	5	0	0	0	2	7	2	8	0	2	2	2	0	14
Luqman Lundy	2	3	1	1	0	0	2	5	5	2	2	0	1	16	
Ja'Shon Henry	1	1	0	0	0	1	1	2	2	2	0	0	0	7	
Nate Kennell	6	13	5	10	0	0	2	3	17	2	1	0	0	36	
TEAM							3			2					
Totals.....	27	59	7	19	13	20	38	31	74	11	30	3	7	225	

2018-19 GEORGIA SOUTHERN MEN'S BASKETBALL

Game #13 - Dayton 94, Georgia Southern 90

Dec. 29, 2018, Dayton, Ohio - UD Arena

VISITORS: Georgia Southern 8-5

Player	fg	fga	3fg	3fga	ft	fta	reb	pf	tp	a	to	blk	s	min
Glenn, Montae-f	0	0	0	0	0	0	0	0	0	0	0	0	0	0+
McCadden, Elijah-f	0	1	0	1	0	0	2	3	0	2	3	0	0	18
Crawley, Isaiah-g	6	9	2	2	2	4	5	4	16	3	2	0	1	33
Brown, Tookie-g	8	13	4	7	0	0	3	4	20	6	2	0	2	36
Jackson, Quan-g	9	18	2	7	4	5	5	1	24	2	3	0	0	34
Dawkins, Trey	1	1	0	0	0	0	3	1	2	1	0	0	0	7
Wishart, Calvin	1	4	1	4	0	0	0	2	3	3	1	0	0	12
Carter, Simeon	4	7	0	0	0	0	4	3	8	2	2	2	1	33
Jones Jr., David-Lee	6	10	3	5	2	5	2	0	17	3	3	1	1	27
TEAM							4							
Totals.....	35	63	12	26	8	14	28	18	90	22	16	3	5	200

TOTAL FG%	1st Half: 14-31 45.2%	2nd Half: 21-32 65.6%	Game: 55.6%
3-Pt. FG%	1st Half: 3-11 27.3%	2nd Half: 9-15 60.0%	Game: 46.2%
F Throw %	1st Half: 3-4 75.0%	2nd Half: 5-10 50.0%	Game: 57.1%

HOME TEAM: Dayton 8-5

Player	fg	fga	3fg	3fga	ft	fta	reb	pf	tp	a	to	blk	s	min
Josh Cunningham-f	10	14	0	1	5	7	6	2	25	5	1	0	1	31
Ryan Mikesell-f	2	6	1	5	0	0	4	1	5	4	2	1	0	28
Trey Landers-g	4	9	1	3	0	0	10	4	9	4	4	0	1	32
Jordan Davis-g	5	11	3	8	0	0	4	2	13	4	1	0	0	35
Jalen Crutcher-g	6	12	1	4	4	4	3	0	17	7	4	0	1	38
Obi Toppin	9	10	0	0	4	7	3	2	22	2	0	0	0	20
Frankie Policelli	0	0	0	0	0	0	0	1	0	0	1	0	0	2
Dwayne Cohill	1	3	1	2	0	0	0	0	3	1	1	0	0	14
TEAM							4							
Totals.....	37	65	7	23	13	18	34	12	94	27	14	1	3	200

TOTAL FG%	1st Half: 20-37 54.1%	2nd Half: 17-28 60.7%	Game: 56.9%
3-Pt. FG%	1st Half: 3-13 23.1%	2nd Half: 4-10 40.0%	Game: 30.4%
F Throw %	1st Half: 4-5 80.0%	2nd Half: 9-13 69.2%	Game: 72.2%

Officials: Eric Anderson, Sean Hull, Leslie Jones

Technical fouls: Georgia Southern-None. Dayton-None.

Attendance: 13147

Score by Periods

	1st	2nd	Total
Georgia Southern	34	56	90
Dayton	47	47	94

Points in the paint-GS 38, DAY 58. Points off turnovers-GS 13, DAY 17. 2nd chance points-GS 10, DAY 10. Fast break points-GS 22, DAY 20. Bench points-GS 30, DAY 25. Score tied-1 time. Lead changed-8 times. Last FG-GS 2nd-00:06, DAY 2nd-01:52. Largest lead-GS by 7 1st-13:23, DAY by 16 2nd-16:58. GS led for 10:30. DAY led for 27:53. Game was tied for 01:37.

Game #14 - Texas State 73, Georgia Southern 70

Jan. 3, 2019, San Marcos, Texas - Strahan Arena

VISITORS: Georgia Southern 8-6, 0-1

Player	fg	fga	3fg	3fga	ft	fta	reb	pf	tp	a	to	blk	s	min
Carter, Simeon-f	10	18	0	2	0	1	9	1	20	0	1	1	1	35
Crawley, Isaiah-f	7	13	1	2	1	3	5	5	16	1	1	0	2	21
McCadden, Elijah-g	1	6	0	1	1	2	4	3	3	2	3	1	2	23
Brown, Tookie-g	6	13	1	2	0	0	6	2	13	6	3	1	3	37
Jackson, Quan-g	5	12	1	5	2	2	6	4	13	0	0	1	2	35
Dawkins, Trey	0	1	0	1	2	2	0	1	2	0	1	0	0	5
Wishart, Calvin	0	3	0	3	1	2	3	2	1	0	3	0	0	17
Jones Jr., David-Lee	1	6	0	3	0	0	3	1	2	1	2	0	1	27
TEAM							3							
Totals.....	30	72	3	19	7	12	39	19	70	10	14	4	11	200

TOTAL FG%	1st Half: 15-34 44.1%	2nd Half: 15-38 39.5%	Game: 41.7%
3-Pt. FG%	1st Half: 2-8 25.0%	2nd Half: 1-11 9.1%	Game: 15.8%
F Throw %	1st Half: 5-8 62.5%	2nd Half: 2-4 50.0%	Game: 58.3%

HOME TEAM: Texas State 12-2, 1-0

Player	fg	fga	3fg	3fga	ft	fta	reb	pf	tp	a	to	blk	s	min
Peacock, Alex-f	4	7	3	4	0	0	10	0	11	0	3	1	0	31
Terry, Eric-f	7	9	0	0	0	0	4	1	14	2	2	3	0	29
Nottingham, Tre-g	7	14	4	10	6	6	2	5	24	2	3	0	1	31
Pearson, Nijal-g	2	16	1	7	1	2	14	1	6	3	3	1	2	32
Sheard, Jaylen-g	2	8	0	1	0	4	4	2	4	7	1	0	1	33
Gurley, Isaiah	0	0	0	0	1	2	0	1	1	1	2	0	0	8
Davis, Chandler	1	1	0	0	0	0	0	2	2	0	1	0	0	2
Adams, Shelby	2	2	0	0	0	0	0	0	4	0	0	0	0	8
Harrell, Mason	0	0	0	0	0	0	2	0	0	1	1	0	0	8
Scott, Quentin	2	3	0	0	0	0	2	1	4	0	0	0	0	9
Sule, Alonzo	1	2	0	0	1	2	3	2	3	0	2	0	0	9
TEAM							1				1			
Totals.....	28	62	8	22	9	16	42	15	73	16	19	5	4	200

TOTAL FG%	1st Half: 17-34 50.0%	2nd Half: 11-28 39.3%	Game: 45.2%
3-Pt. FG%	1st Half: 5-11 45.5%	2nd Half: 3-11 27.3%	Game: 36.4%
F Throw %	1st Half: 4-6 66.7%	2nd Half: 5-10 50.0%	Game: 56.3%

Officials: Randy Heimerman, Orlandis Poole, Bart Lenox

Technical fouls: Georgia Southern-Brown, Tookie. Texas State-Terry, Eric.

Attendance: 1517

Score by Periods

	1st	2nd	Total
Georgia Southern	37	33	70
Texas State	43	30	73

Points in the paint-GS 38, TXST 36. Points off turnovers-GS 14, TXST 13. 2nd chance points-GS 16, TXST 6. Fast break points-GS 4, TXST 8. Bench points-GS 5, TXST 14. Score tied-3 times. Lead changed-2 times. Last FG-GS 2nd-00:20, TXST 2nd-03:03. Largest lead-GS by 1 1st-14:03, TXST by 14 2nd-08:29. GS led for 00:37. TXST led for 37:23. Game was tied for 02:00.