

# UT ARLINGTON MAVERICKS

## 2018-19 MEN'S BASKETBALL INFOGRAPHIC GAME NOTES

NCAA: 2008 | NIT: 1981, 2012, 2017 | CIT: 2013, 2016

Associate AD for Communications: Jason MacBain | Cell: 315.750.0236 | Email: jason.macbain@uta.edu | Twitter: @JaBain

### SCHEDULE / RESULTS

#### NOVEMBER (3-4)

6 UT TYLER (ESPN+) W, 90-66

10 NORTHERN IOWA (ESPN+) W, 74-65

16 TEXAS A&M-CORPUS CHRISTI (ESPN+) L, 73-67

NIT 18 UC DAVIS (ESPN+) W, 68-59

20 RV Indiana (BTN) L, 78-64

NCAA 23 RV Arkansas (SECN+) L, 78-60

27 Tulsa (ESPN+) L, 72-58

#### DECEMBER (1-5)

CBI 1 UTRGV (ESPN+) L, 76-65

NCAA 4 Missouri (SECN+) L, 65-45

CBI 8 RV North Texas (C-USA TV) L, 63-61

NCAA 18 #8 Gonzaga (ROOT) L, 89-55

21 Cal Poly W, 75-70 (OT)

NCAA 28 Texas (LHN) L, 76-56

#### JANUARY (4-2)

NCAA 3 GEORGIA STATE\* (ESPN+) L, 63-58

5 GEORGIA SOUTHERN\* (ESPN+) L, 77-64

10 Appalachian State\* (APP VISION) W, 82-72

12 Coastal Carolina\* (ESPN+) W, 61-58

17 ARKANSAS STATE\* (ESPN+) W, 68-59

19 LITTLE ROCK\* (ESPN+) W, 82-73

24 Georgia Southern\* (ESPN+) 6 PM

NCAA 26 Georgia State\* (ESPN+) 12 PM

#### FEBRUARY

2 RV Texas State\* (ESPN+) 4 PM

7 COASTAL CAROLINA\* (ESPN+) 7 PM

9 APPALACHIAN STATE\* (ESPN+) 2 PM

14 Little Rock\* (ESPN+) 6:30 PM

16 Arkansas State\* (ESPN+) 7 PM

NIT 21 LOUISIANA\* (ESPN+) 7 PM

CIT 23 ULM\* (ESPN+) 2 PM

28 South Alabama\* (ESPN+) 7 PM

#### MARCH

2 Troy\* (ESPN+) 2 PM

9 TEXAS STATE\* (ESPN+) 2 PM

12 Sun Belt Tournament First Round<sup>^</sup> TBA

14 Sun Belt Tournament Second Round<sup>^</sup> TBA

15 Sun Belt Tournament Quarterfinals<sup>^</sup> TBA

16 Sun Belt Tournament Semifinals<sup>^</sup> TBA

17 Sun Belt Tournament Final<sup>^</sup> TBA

HOME GAME | All Times Central | \*Sun Belt Game

<sup>^</sup>Campus Sites (#7 & #8 Host) | <sup>^</sup>New Orleans (Lakefront Arena)



@UTA MBB  
8-11, 4-2 SBC HC: Chris Ogden (8-11)

### UT ARLINGTON @ GEORGIA SOUTHERN

Statesboro, GA | Hanner Fieldhouse (3,897)

Video: ESPN+ | PxP: Daniel Waugh

Audio: KEXB 620 AM | TuneIn App | PxP: Josh Sours

Live Statistics: UTStats.com

Series History: GS Leads, 5-4 (Breakdown: Page 2)

#PlantYourFlag | #SunBeltMBB



@GS Athletics MBB  
12-7, 4-1 SBC

UT Arlington played the **7th-hardest non-conference schedule in the nation**, according to ESPN's Basketball Power Index (full story: utamavs.us/espnsked). The Mavericks, who have used a **nation-leading 13 starting lineups** this year, will begin Sun Belt play by facing the preseason top-2 teams in the league: Georgia State (1) and Georgia Southern (2) in four of their first eight games. Both UTA and GS are a game out of 1st place in the SBC.

### LOCKED IN ON DEFENSE

In all six SBC games this year, UTA has held a top-10 scorer in the conference below his season average:

2) Ty Cockfield: 20.9 (16 vs. UTA)

T-5) Rayjon Tucker: 19.7 (15)

T-5) D'Marcus Simonds: 19.7 (15)

7) Zac Cuthbertson: 19.2 (17)

8) Ronshad Shabazz: 18.4 (16)

10) Tookie Brown: 17.1 (4)

UTA also has held all six SBC opponents below their conference scoring average; the Mavs are 2nd in SBC scoring defense (67/game; TXST: 66.5).

### BATTLE TESTED

At the time of the non-conference schedule concluding, UTA played seven Quadrant 1 (Home 1-30, Neutral 1-50, Away 1-75) non-league opponents, based on the NET report (NCAA's new RPI), and **all seven of those came on the road – the most in the nation**. That helped prepare UTA for the SBC slate, and a **win Thursday matches the Mavs' best seven-game start in the league (5-2)**. The 2015-16 and 2016-17 teams also started 5-2 before finishing 13-7 and 14-4, respectively, with the 2017 squad winning the SBC Regular Season Championship.

### PROBABLE STARTERS

0

#### BRIAN WARREN (G)

Jr. | 5-9 | 160 | Indianapolis, IN

13.4 PPG | 2.4 RPG | 3.2 APG

6th In SBC FT% (80.2); Leads Team Total Pts




4

#### DAVID AZORE (G)

R-Fr. | 6-4 | 205 | Houston, TX

8.1 PPG | 3.6 RPG | 1.6 APG

2nd In SBC FT% (84.3); Only Frosh In Top 15



5

#### EDRIC DENNIS (G)

R-Jr. | 6-0 | 190 | Dallas, TX

15.5 PPG | 4.5 RPG | 1.8 APG

Avg. 28.5 PPG Last Weekend (25 & 32); 23-27 FTs



22

#### TIANDRE JACKSON-YOUNG (G)

Jr. | 6-3 | 195 | Marshall, TX

6.7 PPG | 3.1 RPG | 21 Off. Rebounds

Leads Team At 39.7% From 3-Point Range



20

#### ANDRES IBARGUEN (F)

Jr. | 6-5 | 230 | Santa Marta, Colombia

6.8 PPG | 6.8 RPG | 1 BPG

Has Exactly 89 Points & 89 Rebounds



1) Helping aid in UTA's 4-2 SBC start is that the Mavs are averaging just 13.7 turnovers per game (15.9 in the non-conference), issuing 13.5 assists per game (10.5 non-conference) and making 19 free throws per game (15 non-conference).

2) The 82 points UTA scored on Saturday against Little Rock were tied for the team's most against a Division-I opponent this year. The Mavs are 7-0 this season when scoring at least 68 points.

3) UTA shot 87.2 percent (34-39) from the free-throw line versus Little Rock – tied for the 5th-best percentage in single game program history. Edric Dennis contributed 15 of those (15-17) – tied for the 9th-most makes in program history.

4) UTA ranks 21st nationally in 3-point percentage defense (29.4); the program single-season record is 30.2 in 1994-95.

5) The Mavs played their 100th regular-season Sun Belt game since joining the league in 2013-14 on Saturday against Little Rock. UTA has won 60 conference games (60-40); only Louisiana (64) and Georgia State (70) have more league wins in that time.

Please refer to the University of Texas at Arlington as **UT Arlington**. UTA is acceptable on second reference. Using Texas-Arlington, UT-Arlington or any other form is incorrect.

## ABOUT THE UT ARLINGTON MAVERICKS

### GENERAL INFORMATION

Location..... Arlington, Texas  
Global Enrollment..... 59,836  
Founded..... 1895  
Colors..... Royal Blue, Orange, & White  
Nickname..... Mavericks  
Home Court..... College Park Center  
Capacity..... 7,000  
Conference Affiliation..... Sun Belt Conference  
President..... Dr. Vistasp Karbhari  
Director of Athletics..... Jim Baker

### MEN'S BASKETBALL STAFF

Head Coach..... Chris Ogden (Texas '04 / 1st Year)  
Record At UTA..... 8-11  
Career Record..... Same  
Associate Head Coach..... Greg Young (Howard Payne '86 / 10th Year)  
Assistant Coach..... Royce Johnson (Thomas Edison '13 / 1st Year)  
Assistant Coach..... Riley Davis (Texas '11 / 1st Year)  
Director Of Operations..... Jarred Jackson (Lander '07 / 1st Year)  
Graduate Assistant/Operations..... Parker Eidson (Tennessee '16 / 1st Year)  
Graduate Assistant/Analytics..... Matt McGann (Oklahoma State '17 / 1st Year)  
Athletic Trainer..... Chris Marrs  
Strength & Conditioning Coach..... Dominick Walker

### 2017-18 REVIEW

Overall Record..... 21-13  
Sun Belt Record..... 10-8  
Sun Belt Finish..... 4th  
Sun Belt Tournament Finish..... Finals

### MEN'S BASKETBALL HISTORY

First Year of Basketball..... 1959-60  
Total Years of Basketball..... 60 (Including This Year)  
All-Time Win-Loss Record..... 741-929  
Overall Record in College Park Center (2012-Present)..... 73-27

Years In Sun Belt Conference..... 5 (2013-Present)  
All-Time Sun Belt Win-Loss Record..... 60-40 (.600)  
Sun Belt Regular Season Championships..... 1 (2017)  
Sun Belt Tournament Championships..... 0

Years In Western Athletic Conference..... 1 (2012-13)  
All-Time WAC Win-Loss Record..... 11-7 (.611)  
WAC Regular Season Championships..... 0

Years In Southland Conference..... 48 (1964-2012)  
All-Time Southland Win-Loss Record..... 289-354 (.442)  
Southland Regular Season Championships..... 2 (2004, 2012)  
Southland Tournament Championships..... 1 (2008)

NCAA Tournament Appearances..... 1 (2008)  
Record In The NCAA Tournament..... 0-1  
NIT Appearances..... 3 (1981, 2012, 2017)  
Record In The NIT..... 2-3  
CIT Appearances..... 2 (2013, 2016)  
Record In The CIT..... 1-2

### ATHLETIC COMMUNICATIONS

Associate AD for Communications..... Jason MacBain  
Cell Phone..... 315.750.0236  
E-Mail..... jason.macbain@uta.edu  
Mailing Address..... Box 19950, Arlington, TX 76019  
Overnight/Shipping Address..... 601 Spaniolo Drive  
College Park Center, Ste. 1102-E, Arlington, TX 76019  
Athletics Website..... UTAMavs.com  
Twitter, Instagram..... @UTA\_MBB; @UTA\_Hoops

## ABOUT GEORGIA SOUTHERN

GS  
EAGLES



### SERIES HISTORY -- GS Leads, 5-4

Date	Location	W/L	Score
12.29.72	Claxton, Ga.	L	73-69
12.30.14	Arlington	W	62-61
3.5.15	Statesboro	L	76-64
1.2.16	Arlington	W	92-72
2.4.16	Statesboro	L	82-73
2.20.17	Statesboro	W	81-71
1.27.18	Statesboro	L	74-59
2.22.18	Arlington	W	83-63
1.5.19	Arlington	L	77-64

• Holding just a 46-43 lead midway through the 2nd half three weeks ago, Georgia Southern used an extended 16-3 run to create a 62-46 lead and put the game out of reach.

• Georgia Southern ranks 7th in the nation in field-goal percentage at 50.3, while the Eagles are 10th in the country at 85.4 points per game. GS has five players averaging double-figure points, led by Tookie Brown at 17.1 and Quan Jackson at 16.2. In the first meeting with Georgia Southern, Jackson stepped up in Brown's down game, leading all scorers with 21.

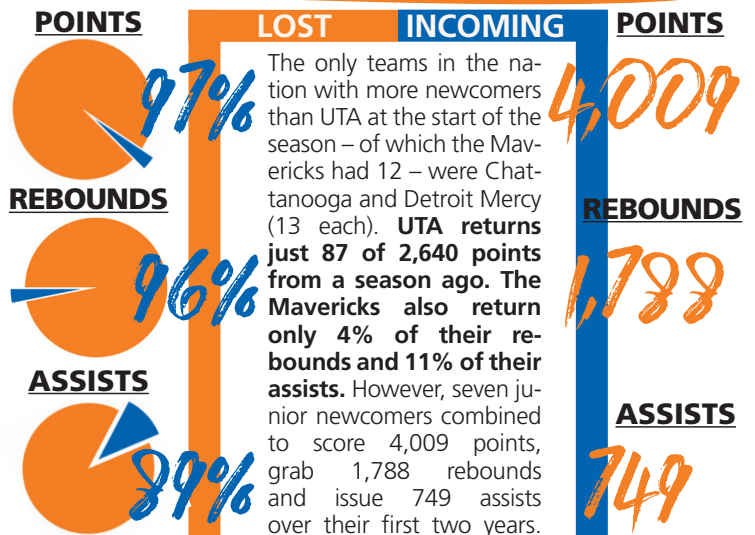
### LEAST PRODUCTION BACK

Least % Of Points Returning From '17-'18


- 1) UT ARLINGTON: 3.2%
- 2) Mount St. Mary's: 4.4%
- 3) UNC Asheville: 5.5%
- 4) Idaho: 6.9%
- 5) Oakland: 8.6%

**1,194 of UTA's 1,253 points (95.2 percent)** this year are from players who did not play for UTA last season.

### NEW BLOOD



### A WHOLE NEW CREW



**UTA lost its top-9 scorers and only returns two letterwinners from last year's team** (three total letterwinners on the '18-'19 roster; one did not play because of an injury in 2017-18), and just one of those two was a scholarship player (DJ Bryant). The Mavericks had eight seniors graduate and one junior who transferred.



## ODE TO BOBBY



Chris Ogden coached his first-ever road game on Nov. 20 at Assembly Hall, and as an ode to former Indiana head coach Bobby Knight and the several connections the two have, **Ogden wore a UTA-themed sweater.** Ogden attended Knight's camp at IU when he was in 6th grade; his brother, Tanner, played for Knight at Texas Tech; Ogden and Knight's son, Pat, are extremely close friends.



## KD SHOWS SUPPORT

**Kevin Durant sat courtside next to the UTA bench** on Nov. 16 at the College Park Center to watch the Mavericks take on Texas A&M-Corpus Christi. Durant is close friends with first-year UTA head coach Chris Ogden dating back to their time at Texas. Ogden, who led the Longhorns to the 2003 Final Four as a captain, was an administrative assistant on the 2007-08 Texas squad – Durant's lone collegiate season with Texas.

## SIRI, WHO'S AT PRACTICE?

Prior to the start of UTA's practice at Cal Berkeley on Dec. 20, **Siri co-founder Adam Cheyer spoke to the team.** The entrepreneur and his son, Noah, watched practice, interacted with players and staff after practice and then remained longer to shoot around and engage further with the Mavs.



## FIRST-TIME HEAD COACHES

UTA head coach Chris Ogden is one of 24 first-time head coaches in Division I this year:

<b>Coach</b>	<b>Institution</b>
Mike Morrell	UNC Asheville
Penny Collins	Tennessee State
Walter McCarty	Evansville
Darian DeVries	Drake
Ron Sanchez	Charlotte
Griff Aldrich	Longwood
Travis Steele	Xavier
Penny Hardaway	Memphis
<b>Chris Ogden</b>	<b>UT Arlington</b>
Dusty May	Florida Atlantic
Shaheen Holloway	Saint Peter's
Tavaras Hardy	Loyola Maryland
Lance Irvin	Chicago State
Jeremy Ballard	FIU
A.W. Hamilton	Eastern Kentucky
Eric Skeeters	Delaware State
Justin Hutson	Fresno State
Austin Claunich	Nicholls
David Patrick	UC Riverside
Michael Fly	FGCU
Ashley Howard	La Salle
David Cox	Rhode Island
Richard Barron	Maine
Tony Pujol	North Alabama

#MavCity | #PlantYourFlag

## A LOT OF NEW FACES

### Teams With The Fewest Returning Letterwinners

- 1 - Chattanooga
- 2 - UNC Asheville
- 2 - Drake

### 3 - UT ARLINGTON

- 3 - Baylor
- 3 - Nicholls
- 3 - Duquesne
- 3 - Milwaukee
- 3 - Detroit Mercy
- 3 - Little Rock

**All made by DJ Bryant; he is the only player on the team who entering the season had started a game for UTA.**

### Teams With Zero Scholarship Seniors

- Virginia
- North Florida

### UT ARLINGTON

- Duquesne
- Cal State Northridge

### Teams With Least Starts Returning

Idaho	0
Mount St. Mary's	1
Wichita State	4
UNC Asheville	5
<b>UT ARLINGTON</b>	<b>7</b>
Duke	7

In terms of career points a player(s) have scored at their current institution entering 2018-19, UTA had the 2nd-fewest total points in the country on its 2018-19 roster:

1) Mount St. Mary's: 103

**2) UT ARLINGTON: 130**

3) UNC Asheville: 141

4) Chattanooga: 241

(DJ Bryant: 85; Scott Muirhead: 41; Patrick Binzer: 4)

# THE JOURNEY

## INSIDE THE 2018-19 UTA MEN'S BASKETBALL TEAM

Follow the young and revamped Mavericks all year with the season-long behind-the-scenes all-access video series **The Journey** at [UTAMavs.com/TheJourney](http://UTAMavs.com/TheJourney).



## AMONG THE STATES BEST

1) Houston	88	30
2) SMU	83	33
Stephen F. Austin	83	35
<b>4) UT ARLINGTON</b>	<b>80</b>	<b>44</b>
Baylor	80	40
6) Texas Tech	79	42
7) Texas A&M	73	47
8) TCU	70	52
Sam Houston State	70	52
10) Texas A&M-Corpus Christi	68	48
11) Texas State	67	51
12) Texas Southern	65	56

Over the last 3+ seasons (2015-16, 2016-17, 2017-18, 2018-19), UTA owns the 4th-most wins of the 23 Division-I schools in the state of Texas (was 2nd entering this year).

13) Texas	62	57
14) Lamar	57	58
15) North Texas	56	62
Abilene Christian	56	53
17) UTEP	51	62
18) Rice	49	67
UTSA	49	70
20) Houston Baptist	45	66
21) UTRGV	43	73
Prairie View A&M	43	73
23) Incarnate Word	42	62

\* Records Entering Games On Jan. 23 \*

## NON-CONFERENCE SCHEDULE STRENGTH

UTA played a challenging non-conference schedule to prepare for the Sun Belt slate. Of its 12 Division-I non-league opponents, nine had a .500 or better record last year, seven participated in the postseason in 2017-18 and five finished in the top 100 of the RPI (not including UC Davis which finished at 101).

### Marquee Games (2017-18 Record | RPI | Postseason | Misc)

**WIN, 74-65** | Nov. 10 vs. Northern Iowa | 16-16

**WIN, 68-59** | Nov. 18 vs. UC Davis | 22-11 | 101 | NIT | Big West Regular Season Champs

**LOSS, 78-64\*** | Nov. 20 @ Indiana | 16-15 | RV In National Polls (At Time Of Game)

**LOSS, 78-60<sup>s</sup>** | Nov. 23 @ Arkansas | 23-12 | 34 | NCAA | RV In National Polls (At Time Of Game)

**LOSS, 72-58<sup>^</sup>** | Nov. 27 @ Tulsa | 19-12 | 89

**LOSS, 65-45** | Dec. 4 @ Missouri | 20-13 | 49 | NCAA | RV In 2018-19 Preseason Polls

**LOSS, 63-61** | Dec. 8 @ North Texas | 20-18 | CBI Champion | RV In National Polls (At Time Of Game)

**LOSS, 89-55** | Dec. 18 @ Gonzaga | 32-5 | 22 | NCAA | Sweet Sixteen | #8 In National Poll (At Time Of Game)

**LOSS, 76-56** | Dec. 28 @ Texas | 19-15 | 52 | NCAA

\* 1-Point Game With 6 Minutes Remaining | <sup>s</sup> 7-Point Game With 7 Minutes Remaining | <sup>^</sup> 4-Point Game With 10 Minutes Remaining

UTA's four 2018 NCAA Tournament opponents on its non-league schedule put the Mavericks in top-flight competition. **The only teams in the nation who played more than four teams which went to the NCAA Tournament last year in their 2018-19 non-conference schedule were:** North Carolina (6), Florida (6), Kansas (5), Kentucky (5), Creighton (5), Northeastern (5) and Canisius (5).

# RECENT UTA MARQUEE ROAD WINS

11.20.15 | @ OHIO STATE, 73-68

11.23.15 | @ MEMPHIS, 68-64

11.29.16 | @ TEXAS, 72-61

12.8.16 | @ #12 SAINT MARY'S, 65-51

3.15.17 | @ BYU, 105-89 \$

10.28.17 | @ OKLAHOMA, 99-84 ^

11.18.17 | @ BYU, 89-75

\$ NIT | ^ PRESEASON



## STATISTICAL TRENDS

### UTA'S RECORD WHEN

Monday	0-0
Tuesday	1-4
Wednesday	0-0
Thursday	2-1
Friday	1-3
Saturday	3-3
Sunday	1-0
Leading At Halftime	4-2
Trailing At Halftime	3-7
Tied At Halftime	1-2
Leading With 5 Minutes Left	7-2
Trailing With 5 Minutes Left	1-8
Tied With 5 Minutes Left	0-1
Shooting 40% FG Or Better	4-2
Shooting Less Than 40% FG	4-9
Opponent 40% FG Or Better	4-10
Opponent Less Than 40% FG	4-1
Shooting Better FG% Than Opponent	4-1
Shooting Worse FG% Than Opponent	4-10
Shooting Better 3-FG% Than Opponent	4-4
Shooting Worse 3-FG% Than Opponent	4-7
Outrebounding Opponent	6-4
Outrebounded By Opponent	2-7
Rebounds Tied	0-0
More Turnovers Than Opponent	3-7
Fewer Turnovers Than Opponent	5-3
Same Turnovers As Opponent	0-1

### UTA'S POINT TOTAL

35-49 Points	0-1
50-59 Points	0-4
60-69 Points	3-6
70-79 Points	2-0
80-89 Points	2-0
90-99 Points	1-0
100+ Points	0-0

### GAMES DECIDED BY

5 Points Or Less	2-2
6-10 Points	4-1
11-20 Points	0-6
20+ Points	1-2

## ABOUT UT ARLINGTON

The University of Texas at Arlington is a Carnegie Research-1 "highest research activity" institution. With a global enrollment of nearly 60,000 during the 2018-2019 academic year, UTA is one of the largest institutions in the state of Texas. Guided by its Strategic Plan 2020 Bold Solutions | Global Impact, UTA fosters interdisciplinary research and education within four broad themes: health and the human condition, sustainable urban communities, global environmental impact, and data-driven discovery. UTA was recently cited by U.S. News & World Report as having the second lowest average student debt among U.S. universities. U.S. News & World Report lists UTA as having the fifth highest undergraduate diversity index among national universities. The University is a Hispanic-Serving Institution and is ranked as the top four-year college in Texas for veterans on Military Times' 2017 Best for Vets list. Visit [www.uta.edu](http://www.uta.edu).

#MavCity | #PlantYourFlag



## SEASON MOTTO

"Plant Your Flag represents you being you. Being proud of where you came from and representing that – standing up for something. It doesn't matter what it is. Claim something. And then play for it."

-- CHRIS OGDEN

## UTA PLAYERS FROM FOREIGN COUNTRIES

Belgium | Bahamas | Trinidad & Tobago | Colombia | Congo



### TEAMS WITH THE MOST FOREIGN-BORN PLAYERS

- 12 - Maine
- 10 - Saint Mary's
- 7 - Fairfield
- UNLV
- UIC
- 6 - Bradley
- Davidson
- FAU
- Hartford
- 5 - UT Arlington (Tied With 11 Others)

### TEAMS WITH PLAYERS FROM 4+ CONTINENTS

- 5 - Maine
- Virginia
- 4 - UT Arlington (Tied With 16 Others)

UTA Players Hail From North America, South America, Europe And Africa.



NBA Academies, a network of elite basketball training centers around the world, include educational development for top male and female prospects from outside the U.S. and mark the NBA's signature elite player development initiative. The initiative exposes elite prospects to NBA-level coaching, facilities and competition and provides a global framework for them to maximize their success.

### 5 NBA Academy graduates committed to D1 schools in addition to UTA'S PATRICK MWAMBA (NBA ACADEMY AFRICA):

- Three men from The NBA Global Academy in Canberra, Australia:
  - Francisco Caffaro (Argentina): Virginia
  - Jonathan Tchamwa Tchatchoua (Cameroon): UNLV
  - Francisco Farabello (Argentina): TCU (for 2019-20 school year)

- One woman from the NBA Academies Women's Program camp in Mexico City:
  - Karla Martinez (Mexico): University of San Diego



## ON THE RISE -- 20-WIN SEASONS

UTA has posted seven 20-win seasons in its 59-year program history, but five of those have come in the last 10 years – including three in a row.

Year	Record	Postseason
2016-17	27-9	NIT
2015-16	24-11	CIT
2011-12	24-9	NIT
2017-18	21-13	----
2007-08	21-12	NCAA
1990-91	20-9	----
1980-81	20-8	NIT



UTA started the year 3-1; four of the five times this decade that the Mavericks have commenced a season 3-1 it has resulted in a postseason and/or 20-win campaign.

## MAVERICKS IN THE PROS

Former UT Arlington forward Kevin Hervey became the highest NBA Draft selection in program history this past spring when he was selected in the 2nd Round with the 57th pick overall by the Oklahoma City Thunder.

Hervey was the 4th UTA player selected in the draft and the first since the NBA reduced the number of rounds to just two in 1989. Paul Renfro became UTA's first-ever draft pick when he was taken in the 9th round (181st overall) by the Utah Jazz in 1980. Two Mavericks were selected in 1982 – both by the Dallas Mavericks. Ralph McPherson was selected in the 9th round (188th) and Albert Culton picked in the 10th round (209th).

Hervey -- who is playing with the Thunder's G-League affiliate currently -- graduated as the program's all-time rebounding leader (921) and 2nd in total points (1,783).



He was one of three graduating seniors last year who signed a pro contract, joining Erick Neal in Turkey with Yeni Mamak and Johnny Hamilton in the G-League with the Grand Rapids Drive, the affiliate of the Detroit Pistons.

### OTHER FORMER MAVS CURRENTLY PLAYING PROFESSIONALLY

Roger Dowell	Dinamo Tbilisi	Georgia
Brandon Edwards	Ramat Gan	Israel
Marquez Haynes	Umana Reyer Venezia	Italy
Karol Gruszecki	Polski Cukier Torun	Poland
LaMarcus Reed	Keravnos	Cyprus
Anthony Walker	Stockton Kings	NBA G-League
Faith Pope	Kordall Steelers	Luxembourg
Dwight Gentry	America	Brazil
Jalen Jones	Andorra II	Spain
Courtney Austin	Dallas Mustangs	NABL

## THE LAST TIME

### THE LAST TIME A MAVERICK

#### Scored 40 Or More Points

..... 43, Stephen Barber, at UTSA, 2/24/02

#### Scored 30 Or More Points

..... 32, Edric Dennis, vs. Little Rock, 1/19/19

#### Totaled 20 Or More Rebounds

..... 22, Jermaine Griffin, vs. UT Permian Basin, 12/1/05

#### Totaled 15 Or More Rebounds

..... 16, Kevin Hervey at UTRGV, 12/16/17

#### Totaled 10 Or More Assists

..... 10, Erick Neal, at Texas State, 3/2/18

#### Recorded A Double-Double (pts./reb.)

..... David Azore (16/11) at Appalachian State, 1/10/19

#### Recorded A Double-Double (pts./asst)

..... Erick Neal, at Texas State (22/10), 3/2/18

#### Recorded A Triple-Double (pts./rebs/asst)

..... Erick Neal, vs UT Dallas (10/10/13), 11/27/17

### THE LAST TIME THE MAVERICKS

Played An OT Game ..... W, 75-70 at Cal Poly, 12/21/18

Scored 100+ Pts ..... W, 105-89 at BYU, 3/15/17

Allowed 100+ Pts ..... L, 79-100 at Louisiana, 2/17/18

Had 50 Or More Rebs ..... 52 vs. South Alabama, 1/6/18

Had 20 Or More Assists ..... 23 vs. Georgia State 2/24/18

Had 15 Or More Steals ..... 18, vs. Howard Payne, 11/13/13

Played AP Ranked Opp. .... at #8 Gonzaga, 89-55, 12/18/18

Def. AP Ranked Opp. .... at #12 Saint Mary's, 65-51, 12/8/16

## UTA VS. TOP-25 TEAMS

Dec. 18, 2018	at No. 8 Gonzaga	L	89-55
Dec. 18, 2017	at No. 25 Creighton	L	81-90
Nov. 21, 2017	at No. 25 Alabama	L	76-77
<b>Dec. 8, 2016</b>	<b>at No. 12 Saint Mary's</b>	<b>W</b>	<b>65-51</b>
Dec. 2, 2014	at No. 6 Texas	L	53-63
Nov. 25, 2014	at No. 1 Kentucky	L	44-92
Nov. 19, 2013	at No. 4 Kentucky	L	76-105
Dec. 19, 2012	at No. 24 Oklahoma State	L	44-69
Nov. 23, 2011	at No. 9 Baylor	L	65-75
Dec. 29, 2010	at No. 3 Kansas	L	57-82
Dec. 20, 2008	at No. 21 Baylor	L	76-79
Mar. 21, 2008	vs. No. 2 Memphis#	L	63-87
Dec. 3, 2005	at No. 2 Texas	L	55-93
Dec. 15, 2004	at No. 14 Texas	L	70-85
Jan. 2, 2004	at No. 19 Texas	L	79-99
Nov. 27, 2002	at No. 3 Texas	L	45-76
Nov. 18, 1997	at No. 19 Oklahoma	L	63-81
Dec. 20, 1994	at No. 21 New Mexico State	L	63-102
Dec. 28, 1993	vs. No. 14 Connecticut+	L	72-112
Dec. 21, 1992	at No. 17 Nebraska	L	95-116
Nov. 23, 1991	at No. 14 Utah	L	57-58
Dec. 6, 1986	at No. 11 Oklahoma	L	76-101
Feb. 7, 1985	at No. 14 Louisiana Tech	L	61-86
Jan. 12, 1985	at No. 14 Louisiana Tech	L	65-76
Feb. 12, 1973	vs. UL Lafayette	~L	96-111
Jan. 13, 1973	at UL Lafayette	~L	73-79
Dec. 18, 1970	vs. No. 19 Drake*	L	83-102
Dec. 4, 1970	at No. 18 Long Beach State	L	57-102
Dec. 1, 1970	at No. 15 New Mexico State	L	82-107
Feb. 26, 1970	vs. No. 15 Houston	L	84-102
Dec. 4, 1969	at No. 4 Houston	L	70-88
Feb. 22, 1967	at No. 1 Houston	L	75-130

# NCAA Tournament | + Hilo, Hawai'i | ~ Wins Later Vacated | \* Fort Worth, TX



## HOME DOMINANCE

- Over the last 3+ seasons, UTA has compiled an impressive 45-9 record in College Park Center.
- The Mavericks went 13-2 in 2015-16, 14-1 in 2016-17, 13-2 last season and are 5-4 in 2018-19. **Included in that stretch was a 21-game regular-season winning streak.**
- The 14 victories in 2016-17 equaled a program record, set in 2007-08, for most home wins. The only loss was a four-point setback to CSU Bakersfield in the quarterfinals of the NIT.

Record	Season	Site
14-1	2016-17	College Park Center
14-3	2007-08	Texas Hall
13-2	2017-18	College Park Center
13-2	2015-16	College Park Center
12-1	2011-12	Texas Hall (8-1), CPC (4-0)
12-2	2007-08	Texas Hall

## CPC ATTENDANCE HIGHS

1)	6,421	11/16/12	MBB vs. Oklahoma
2)	6,336	3/22/17	MBB vs. CSU Bakersfield (NIT)
3)	6,228	2/2/12	M/WBB vs. UTSA
4)	6,105	12/3/15	MBB vs. North Texas
5)	5,590	2/22/18	WBB vs. Georgia Southern
6)	5,390	3/20/17	MBB vs. Akron (NIT)
7)	5,272	2/11/12	MBB vs. Texas State
8)	5,011	2/9/17	WBB vs. Little Rock
9)	5,033	1/23/16	MBB vs. Little Rock
10)	4,837	3/2/13	MBB vs. Utah State

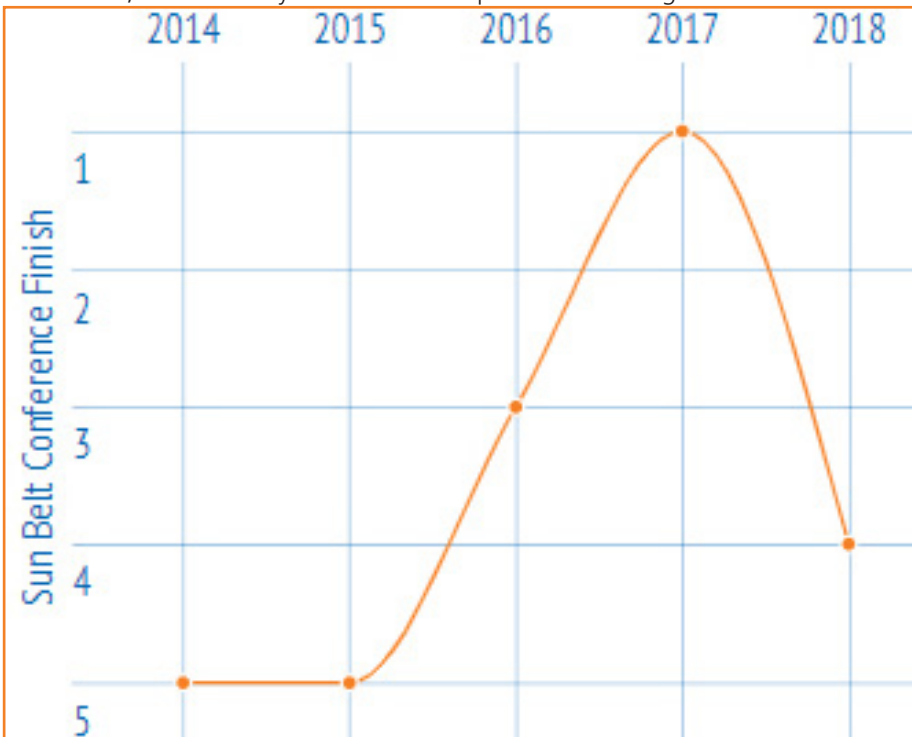


## ABOUT THE CPC

The Mavericks have called the beautiful College Park Center home since the 7,000 all chair-back seat multi-purpose arena opened on Feb. 1, 2012. The \$78 million project broke ground on March 5, 2010 and opened less than two years later. The arena is part of a 20-acre section of campus known as the College Park District, which includes a residence hall, student apartments, a 4.62 acre park, restaurants and three parking garages. The arena features 4,055 lower bowl seats, in addition to a 2,800-square-foot hospitality suite. A distinctive feature is a center hung 4-sided Daktronics LED scoreboard with an additional end zone LED display, ribbon displays and scorer's table. The lower concourse contains sports medicine facilities, two full-sized practice courts, a 2,500-sq-ft weight room, a press center, an academic support study center and coaches' office suites. In addition to Mavericks basketball and volleyball events, the facility hosts a variety of concerts, speaking engagements and other events. The WNBA's Dallas Wings also call College Park Center home during their season.

## SUN BELT SUCCESS

Since joining the Sun Belt Conference for the 2013-14 season, UTA has finished no worse than 5th place in the regular-season standings in the 12-team league. In 2016-17, the Mavericks won their first-ever SBC Regular Season Championship, and last season they were the preseason favorites to repeat. This year, UTA – due largely to its large roster turnover – was predicted to finish 11th in the SBC, but currently sit a tie for 3rd place with Georgia Southern.



## SUN BELT STRATEGIC SCHEDULING PLAN

With the goal of improving the NCAA Tournament seeding for the Sun Belt's automatic qualifier, in addition to enhancing the resume of other teams to secure at-large berths, the following changes have been implemented beginning in the 2019-20 season:

Sun Belt teams will reserve two dates in the non-conference portion of their schedule to play against peer conference opponents. Each team will have one home opponent and one away opponent from this scheduling alliance.

In the next major portion of the strategic plan is centered around a 20-game smart schedule. The conference will split into two divisions (East: Appalachian State, Coastal Carolina, Georgia Southern, Georgia State, South Alabama and Troy; West: Little Rock, Arkansas State, Louisiana, ULM, UTA and Texas State). Each team will play a 16-game schedule with five home and five away games played against divisional opponents and three home and three away games against non-divisional opponents.

Based on the resulting standings of those 16 games, teams will then be placed in four pods - Pod A (#1, #2, #3), Pod B (#4, #5, #6), Pod C (#7, #8, #9) and Pod D (#10, #11, #12). Each team will play the other two pod members once home and once away for the final four games of the 20-game schedule.

The regular season conference champion will be awarded based on the results of the full 20-game conference schedule.



# HEAD COACH CHRIS OGDEN

A new era of UT Arlington men's basketball began on April 6, 2018, with the appointment of former Big 12 and Southeastern Conference assistant Chris Ogden as the 8th head coach in program history.

A native of Seminole, Texas, Ogden played for head coach Rick Barnes and served on his staff for 13 seasons at both the University of Texas and the University of Tennessee. He spent the last two seasons as an assistant coach under head coach Chris Beard at Texas Tech.

During his 15 years on the basketball staffs at Texas, Tennessee and Texas Tech, he helped compile a 346-173 record for a .667 winning percentage. In 10 seasons as a full-time assistant coach he went 215-130 and registered a total of 32 victories over Associated Press top 25 ranked teams. He helped lead three programs to 11 total NCAA Tournament appearances, including three regional finals.

During the 2017 and 2018 seasons, Ogden served a member of the Texas Tech staff under Beard. The 2018 team captured the attention of the country with its run to the NCAA Tournament Elite Eight. That season, the Red Raiders went 27-10 and, after defeating Stephen F. Austin, Florida and Purdue, fell to second-seeded Villanova in a regional final contest in Boston, Mass.

Prior to Texas Tech, Ogden spent the 2015-16 season at Tennessee after serving the previous seven seasons as an assistant coach at Texas. He was on the Texas staff for a total of 12 years, spending four as an administrative assistant and one as a student coach.

During his tenure as a full-time assistant, Ogden helped his alma mater to a 155-87 record and the Longhorns advanced to the NCAA Tournament six times.



Ogden was instrumental in signing six McDonald's All-Americans over a seven-year span at Texas (Avery Bradley in 2009, Cory Joseph in 2010, Tristan Thompson in 2010, Myck Kabongo in 2011, Cameron Ridley in 2012 and Myles Turner in 2014). He had a hand in assembling five recruiting classes that ranked nationally inside ESPN's Top 10.

Ogden has coached seven players who have gone onto have their name called in the NBA Draft, six of which were selected in the first round (Thompson, No. 4 by Cleveland in 2011; Jordan Hamilton, No. 26 by Dallas

in 2011; Joseph, No. 29 by San Antonio in 2011; Avery Bradley, No. 19 by Boston in 2010; Damion James, No. 24 by Atlanta in 2010; and Turner, No. 11 by Indiana in 2015).

Ogden played four seasons at forward for the Longhorns from 1999-03 and was a member of four NCAA Tournament teams. Texas reached the 2003 NCAA Final Four with Ogden serving as a senior captain. He finished his Texas career with 97 team victories, more than any other player in program history at the time.

Ogden played in 85 career games which included three starts. He totaled 144 points, 88 rebounds and 40 assists. Ogden earned the team's Jay Arnette Award as a junior in 2001-02. The honor is given to a player for behind-the-scenes efforts and contributions to the team.

Following his collegiate playing career, Ogden joined the Texas basketball staff as a student assistant coach for the 2003-04 season while he completed his undergraduate degree. He earned his Bachelor of Science in education in 2004.

Ogden, a native of Seminole, Texas, played four years of varsity basketball at Seminole High School. He was crowned the state of Texas' "Mr. Basketball" following his senior season in 1998-99. That year, he averaged 17.3 points, 10.6 rebounds and 8.5 assists per game while leading SHS to a 36-4 record and a runner-up finish in the Class 3A state tournament.

Ogden and his wife, Katie, have three children: Bo, Ellie and Parker. Katie is a 2006 graduate of The University of Texas School of Law and she holds a bachelor's degree from the University of Texas, where she served as student body president from 2002-2003.

UTA HEAD COACHING HISTORY				
Coach	Years	W	L	Pct.
Tom Tinker	1959-66	54	113	.323
Barry Dowd	1966-76	90	168	.349
Bob "Snake" LeGrand	1976-87	122	184	.399
Jerry Stone	1987-88	7	22	.241
Mark Nixon	1988-92	56	59	.487
Eddie McCarter	1992-06	179	211	.459
Scott Cross	2006-18	225	161	.584
Chris Ogden	2018-Pres	8	11	.421
<b>TOTAL</b>		<b>741</b>	<b>929</b>	<b>.444</b>





# ROSTER RUNDOWN


No.	Name	Pos.	Ht.	Wt.	Yr.	Hometown / High School / Previous School(s)
0	Brian Warren	G	5-9	160	Jr.	Indianapolis, Ind. / Howe / Tyler JC
2	DJ Bryant	G	5-11	185	Jr.	Sarasota, Fla. / Riverview
3	Ayoub Nouhi	F	6-5	196	Fr.	Brussels, Belgium / Institute Saint-Louis Namur
4	David Azore	G	6-4	205	R-Fr.	Houston, Texas / Clear Brook
5	Edric Dennis	G	6-2	190	R-Jr.	Dallas, Texas / DeSoto / Jackson State / Hill JC
10	Radshad Davis	G	6-2	205	Jr.	Nassau, Bahamas / Sunrise Christian / Missouri State-West Plains JC
13	Jabari Narcis	F	6-9	230	Jr.	Chaguanas, Trinidad and Tobago / Chaguanas North / Jacksonville College
15	Scott Muirhead	G	6-3	206	R-Jr.	Ennis, Texas / Ennis
20	Andres Ibarguen	F	6-5	230	Jr.	Santa Marta, Colombia / Sunrise Christian / Trinity Valley CC
21	Pedro Castro	G	6-6	185	R-Fr.	Fort Worth, Texas / Brewer
22	TiAndre Jackson-Young	G	6-3	195	Jr.	Marshall, Texas / Marshall / Tyler JC
23	Patrick Mwamba	F	6-5	188	Fr.	Bukava, Congo / Keur Madior International / NBA Academy Africa
30	Patrick Binzer	G	6-1	180	R-Jr.	Weatherford, Texas / Weatherford Christian
33	McKade Marquis	G	6-0	215	Fr.	Whitehouse, Texas / Whitehouse



**Chris Ogden**  
Head Coach  
1st Season  
Texas '04



**Greg Young**  
Assoc. Head Coach  
10th Season  
Howard Payne '86



**Riley Davis**  
Assistant Coach  
1st Season  
Texas '11




**Royce Johnson**  
Assistant Coach  
1st Season  
Thomas Edison '13



**Jarred Jackson**  
Dir. of Operations  
1st Season  
Lander '07



**Parker Eidson**  
GA/Operations  
1st Season  
Tennessee '16



**Matt McGann**  
GA/Analytics  
1st Season  
Oklahoma St. '17

## Letterwinners Returning (Career Statistics)

No.	Name	Pos.	Ht.	Cl.	GP-GS	PPG	RPG	APG	Notes
2	DJ Bryant	G	5-11	Jr.	70-10	1.2	0.9	1.4	Played in every game in 2 years ... 8 assists at UTRGV ... 7 pts four times
15	Scott Muirhead	G	6-3	R-Jr.	36-0	1.1	0.3	0.1	13 of 14 career FG are 3ptrs ... 9 pts in 9 mins v Western Carolina
30	Patrick Binzer	G	6-1	R-Jr.	6-0	0.7	0.0	0.0	No action in 17-18 / injury ... walk-on ... scored at Texas, v UTD in 16-17

## Letterwinners Lost (Career Statistics)

No.	Name	Pos.	Ht.	Exp.	GP-GS	PPG	RPG	APG	Notes
25	Kevin Hervey	F	6-9	4L	115-86	15.5	8.0	1.9	2x Sun Belt 1st team, 2017 POY ... UTA career ldr in rebs, 2nd in scoring
1	Erick Neal	G	5-10	4L	132-108	11.8	3.4	5.7	1st SBC player w/1500 pts, 700 asts, 400 rebs, 200 stls ... UTA career ast ldr
13	Johnny Hamilton	C	7-0	1L	34-31	11.1	8.1	0.6	Grad xfer from Va Tech ... top 25 nationally in blocks (2.3) ... .629 FG%
5	Kaelon Wilson	G	6-2	4L	132-54	9.0	3.9	1.2	4-yr player w/record 132 gms played ... scored 1,191 pts ... team went 88-48
3	Nathan Hawkins	F	6-5	3L	102-34	4.6	2.2	1.5	Xfer from Nebraska ... 102 apps in 3yrs ... 71 career steals ...
4	Davion Turner	F	6-9	1L	82-45	9.6	4.7	1.1	11.3 ppg at Eastern OK State in '15-'16 ... 12.9 ppg at Hill JC in '16-'17
20	Julian Harris	F	6-5	4L	94-6	2.3	1.7	0.2	Career-high 10 pts in 1st career start v Ga. Souther ... 9.4 career mins per gm
22	Link Kabadundi	C	7-1	2L	57-2	2.0	1.9	0.1	Xfer from TCU/Blinn JC ... 17 career blocks ... .656 FG% ... 2 starts as a Sr.
23	Mairega Clarke	G	6-5	2L	97-49	9.4	3.4	1.5	Xfer from Carl Albert State College ... 18.6 ppg as a Fr.; 12.5 ppg as a So.

FEWEST RETURNING MINUTES  
FROM 2017-18

1) Mount Saint Mary's	7.0%	6) Middle Tennessee	15.2%
2) <b>UT ARLINGTON: 7.9%</b>		7) Chattanooga	15.24%
3) UNC Asheville	7.9%	8) Oakland	16.5%
4) Idaho	10.6%	9) Drake	17.4%
5) Wichita State	11.2%	<b>DJ Bryant: 493 Minutes</b> <b>Scott Muirhead: 50 Minutes</b>	



# BRIAN WARREN

Instagram Twitter @bmsforeigner

Jr. G 5-9 160 Indianapolis, IN Tyler JC Howe HS

## RECORD PERFORMANCES

### POINTS

Career 27, 2x, Last vs. Panola (1/27/18)  
Season 26 vs. A&M-Corpus Christi (11/16/18)  
Sun Belt 20 @ Appalachian St. (1/10/19)

### REBOUNDS

Career 6, 3x, Last vs. Panola (2/21/18)  
Season 5, 2x, Last vs. Georgia State (1/3/19)  
Sun Belt 5 vs. Georgia State (1/3/19)

### ASSISTS

Career 11, 2x, Last @ Kilgore (2/15/17)  
Season 7 @ Tulsa (11/27/18)  
Sun Belt 6 vs. Arkansas State (1/17/19)

### STEALS

Career 6 vs. Southwestern Christian (11/05/16)  
Season 4 vs. Arkansas State (1/17/19)  
Sun Belt 4 vs. Arkansas State (1/17/19)

### FIELD GOALS MADE

Career 11 vs. Panola (1/27/18)  
Season 10 vs. A&M-Corpus Christi (11/16/18)  
Sun Belt 9 @ Appalachian St. (1/10/19)

### FIELD GOALS ATTEMPTED

Career 18 vs. Kilgore (3/10/18)  
Season 17 @ #8 Gonzaga (12/18/18)  
Sun Belt 15, 2x, Last @ Appalachian St. (1/10/19)

### FREE THROWS MADE

Career 10, 2x, Last vs. Kilgore (3/10/18)  
Season 8 vs. UC Davis (11/18/18)  
Sun Belt 6 vs. Little Rock (1/19/19)

### FREE THROWS ATTEMPTED

Career 14 vs. Kilgore (3/10/18)  
Season 10 @ rv Arkansas (11/23/18)  
Sun Belt 6, 2x, Last vs. Little Rock (1/19/19)

### 3-POINT FIELD GOALS MADE

Career 4, 2x Last vs. A&M-Corpus Christi (11/16/18)  
Season 4 vs. A&M-Corpus Christi (11/16/18)  
Sun Belt 2 @ Appalachian St. (1/10/19)

### 3-POINT FIELD GOALS ATTEMPTED

Career 11 vs. Navarro (2/25/17)  
Season 10 @ Missouri (12/4/18)  
Sun Belt 4, 3x, Last @ Appalachian St. (1/10/19)

### MINUTES

Career 40, 2x, Last vs. Kilgore (3/10/18)  
Season 36, 3x, Last @ Appalachian St. (1/10/19)  
Sun Belt 36 @ Appalachian St. (1/10/19)

## MISCELLANEOUS

	Year	Career
Double-Figure Points	14	59
20+ Points	2	13
Double-Doubles		2
5+ Rebounds	2	8
Double-Figure Assists		5
Games W/ A Steal	11	61

## CAREER STATS

REACHED 1,000 CAREER POINTS AT #8 GONZAGA

### 2018-19 NOTEWORTHY

Ranks 6th in the Sun Belt in free-throw percentage (80.2) ... had more than 30 friends and family in attendance at the Indiana game (home-town is Indianapolis ... double-figure point outings all but five contests (8 or 9 in each of those) ... hit the game-tying layup with 3 seconds remaining to force overtime at Cal Poly and then hit the game-winning/go-ahead free throws in overtime with 40 seconds left to go up 71-70 (win 75-70) ... second 20+ point game of the year with 20 at Appalachian State.

### AS A SOPHOMORE AT TYLER JC (2017-18)

Scored 20 or more points nine times ... named Region XIV Tournament Most Valuable Player and first team all-Region XIV ... helped lead his team to the national championships.

### AS A FRESHMAN AT TYLER JC (2016-17)

Scored 24 points in his debut, a 101-86 win over Brookhaven College ... scored in double figures in all but nine games.

Commonly known by 'Kip' -- his middle name; also played golf and ran cross country in high school.

## GAME-BY-GAME STATS

Opponent	Date	gs	min	Total		3-Point		F-Throw		Rebounds				pf	a	to	blk	stl	pts	avg	
				fg-fga	fg%	3fg-fga	3fg%	ft-fa	ft%	off	def	tot	avg								
TEXAS-TYLER	11/06/18	*	16	2-7	.286	1-3	.333	6-7	.857	1	1	2	2.0	4	2	1	0	0	11	11.0	
NORTHERN IOWA	11/10/18	*	31	8-12	.667	0-2	.000	3-5	.600	0	1	1	1.5	3	4	1	0	0	19	15.0	
TEXAS A&M-CORPUS CHRISTI	11/16/18	*	36	10-14	.714	4-7	.571	2-2	1.000	0	1	1	1.3	2	3	2	0	1	26	18.7	
UC DAVIS	11/18/18	*	34	4-15	.267	2-8	.250	8-8	1.000	0	2	2	1.5	2	4	2	0	2	18	18.5	
at Indiana	11/20/18	*	26	5-12	.417	3-7	.429	1-2	.500	0	1	1	1.4	3	3	3	0	0	14	17.6	
at Arkansas	11/23/18	*	36	4-16	.250	0-5	.000	7-10	.700	1	2	3	1.7	4	3	4	0	3	15	17.2	
at Tulsa	11/27/18	*	31	5-13	.385	2-7	.286	3-4	.750	0	3	3	1.9	2	7	1	0	1	15	16.9	
UT RIO GRANDE VALLEY	12/01/18	*	27	2-9	.222	0-2	.000	4-5	.800	2	1	3	2.0	5	2	3	0	1	8	15.8	
at Missouri	12/04/18	*	27	3-14	.214	2-10	.200	0-0	.000	0	0	0	1.8	1	4	2	0	1	8	14.9	
at North Texas	12/08/18	*	26	5-12	.417	3-6	.500	2-4	.500	0	3	3	1.9	5	1	2	0	0	15	14.9	
at GONZAGA	12/18/18	*	24	4-17	.235	2-8	.250	2-2	1.000	1	4	5	2.2	2	2	1	0	0	12	14.6	
at Cal Poly	12/21/18	*	32	4-15	.267	0-3	.000	3-4	.750	0	3	3	2.3	3	2	2	0	1	11	14.3	
at Texas	12/28/18	*	27	3-12	.250	0-5	.000	6-7	.857	0	4	4	2.4	5	3	1	0	1	12	14.2	
GEORGIA STATE	01/03/19	*	29	5-15	.333	0-4	.000	3-4	.750	1	4	5	2.6	4	3	1	0	0	13	14.1	
GEORGIA SOUTHERN	01/05/19	*	27	4-11	.364	1-4	.250	0-0	.000	0	1	1	2.5	4	2	0	0	2	9	13.7	
at Appalachian State	01/10/19	*	36	9-15	.600	2-4	.500	0-0	.000	0	2	2	2.4	4	5	3	0	1	20	14.1	
at Coastal Carolina	01/12/19	*	17	2-8	.250	0-3	.000	4-5	.800	0	2	2	2.4	4	1	2	0	0	8	13.8	
ARKANSAS STATE	01/17/19	*	29	2-12	.167	0-2	.000	5-6	.833	1	0	1	2.3	2	6	1	1	4	9	13.5	
LITTLE ROCK	01/19/19	*	26	3-7	.429	0-2	.000	6-6	1.000	0	3	3	2.4	3	3	3	0	0	12	13.4	
Totals			18	537	84-236	.356	22-92	.239	65-81	.802	7	38	45	2.4	62	60	35	1	18	255	13.4

Season	GP-GS	Min/Avg	Total		3-Ptr		F-Throws		Rebounds				PF	FO	A	TO	Blk	Stl	Pts	Avg
			FG-FGA	Pct	FG-FGA	Pct	FT-FTA	Pct	Off	Def	Tot	Avg								
2016-17	29-29	0/0.0	97-236	.411	37-97	.381	101-123	.821	6	53	59	2.0	61	1	182	44	2	53	332	11.4
2017-18	33-33	0/0.0	173-379	.456	41-121	.339	123-174	.707	7	78	85	2.6	71	3	183	59	3	57	510	15.5
2018-19	19-18	537/28.3	84-236	.356	22-92	.239	65-81	.802	7	38	45	2.4	62	1	60	35	1	18	255	13.4
Total	81-80	537/6.6	354-851	.416	100-310	.323	289-378	.765	20	169	189	2.3	194	5	425	138	6	128	1097	13.5



# 2 | DJ BRYANT

@dj\_bryant\_

Jr. G 5-11 185 Sarasota, FL Riverview HS

## RECORD PERFORMANCES

### POINTS

Career 11 vs. UC Davis (11/18/18)  
Season 11 vs. UC Davis (11/18/18)  
Sun Belt 7, 3x, Last @ ULM (2/15/18)

### REBOUNDS

Career 5 @ ULM (2/15/18)  
Season 4, 3x, Last @ Cal Poly (12/21/18)  
Sun Belt 5 @ ULM (2/15/18)

### ASSISTS

Career 8 @ UTRGV (12/16/17)  
Season 5 vs. UT Tyler (11/6/18)  
Sun Belt 5 vs. Coastal Carolina (2/3/18)

### STEALS

Career 6 @ Cal Poly (12/21/18)  
Season 6 @ Cal Poly (12/21/18)  
Sun Belt 2, 6x, Last vs. Georgia Southern (1/5/19)

### FIELD GOALS MADE

Career 3, 4x, Last @ Cal Poly (12/21/18)  
Season 3 @ Cal Poly (12/21/18)  
Sun Belt 3, 2x, Last @ ULM (2/15/18)

### FIELD GOALS ATTEMPTED

Career 6, 2x, Last vs. UTRGV (12/1/18)  
Season 6, 2x, Last vs. UTRGV (12/1/18)  
Sun Belt 4, 3x, Last @ ULM (2/15/18)

### FREE THROWS MADE

Career 5 vs. UC Davis (11/18/18)  
Season 5 vs. UC Davis (11/18/18)  
Sun Belt 4, 2x, Last vs. Appalachian State (2/1/18)

### FREE THROWS ATTEMPTED

Career 5 vs. UC Davis (11/18/18)  
Season 5 vs. UC Davis (11/18/18)  
Sun Belt 4, 2x, Last vs. Appalachian State (2/1/18)

### 3-POINT FIELD GOALS MADE

Career 2, 2x, Last vs. UC Davis (11/18/18)  
Season 2 vs. UC Davis (11/18/18)  
Sun Belt 2 vs. Coastal Carolina (2/3/18)

### 3-POINT FIELD GOALS ATTEMPTED

Career 5 vs. UC Davis (11/18/18)  
Season 5 vs. UC Davis (11/18/18)  
Sun Belt 3, 2x, Last vs. Georgia State (1/3/19)

### MINUTES

Career 34 vs. UC Davis (11/18/18)  
Season 34 vs. UC Davis (11/18/18)  
Sun Belt 32 vs. Texas State (2/10/18)

## MISCELLANEOUS

	Year	Career
Double-Figure Points	1	1
20+ Points		
Double-Doubles		1
5+ Rebounds		
Double-Figure Assists		
Games W/ A Steal	13	41

## CAREER STATS

## 2018-19 NOTEWORTHY

Career-high 11 points versus UC Davis ... 22-23 (95.7 percent) from the free-throw line this year ... career-high six steals at Cal Poly, two shy of tying the single-game program record ... has played sparingly in three of the last four games (missed one entirely) due to a finger injury.

## AS A SOPHOMORE (2017-18)

Appeared in each of the team's 34 games and started seven contests ... set a career best with eight assists against UTRGV ... earned the team's "Tough Guy" award, given to the player who showed the most determination, mental and physical strength during pre-season boot camp.

## AS A FRESHMAN (2016-17)

Appeared all 36 games as a reserve point guard.

Is already a certified real estate agent; works with commercial and residential properties, flips houses.

## GAME-BY-GAME STATS

				Total		3-Point		F-Throw		Rebounds										
Opponent	Date	gs	min	fg-fga	fg%	3fg-fga	3fg%	ft-fa	ft%	off	def	tot	avg	pf	a	to	blk	stl	pts	avg
TEXAS-TYLER	11/06/18		23	1-2	.500	0-1	.000	3-4	.750	1	3	4	4.0	0	5	2	1	2	5	5.0
NORTHERN IOWA	11/10/18		21	1-3	.333	1-3	.333	2-2	1.000	0	2	2	3.0	4	0	0	0	2	5	5.0
TEXAS A&M-CORPUS CHRISTI	11/16/18		24	2-3	.667	1-1	1.000	4-4	1.000	0	2	2	2.7	4	4	2	0	0	9	6.3
UC DAVIS	11/18/18	*	34	2-6	.333	2-5	.400	5-5	1.000	0	2	2	2.5	2	2	2	0	1	11	7.5
at Indiana	11/20/18	*	24	0-1	.000	0-1	.000	0-0	.000	0	0	0	2.0	1	3	1	0	5	0	6.0
at Arkansas	11/23/18	*	18	0-2	.000	0-2	.000	0-0	.000	0	0	0	1.7	5	0	0	0	1	0	5.0
at Tulsa	11/27/18		16	0-2	.000	0-2	.000	2-2	1.000	1	3	4	2.0	2	3	0	0	1	2	4.6
UT RIO GRANDE VALLEY	12/01/18		17	1-6	.167	0-3	.000	2-2	1.000	2	0	2	2.0	3	2	3	0	2	4	4.5
at Missouri	12/04/18		13	1-1	1.000	0-0	.000	0-0	.000	0	0	0	1.8	1	2	1	0	1	2	4.2
at North Texas	12/08/18		14	1-3	.333	1-2	.500	0-0	.000	0	1	1	1.7	3	0	0	0	1	3	4.1
at GONZAGA	12/18/18		18	1-2	.500	1-1	1.000	2-2	1.000	0	1	1	1.6	2	3	0	0	2	5	4.2
at Cal Poly	12/21/18	*	28	3-4	.750	0-1	.000	2-2	1.000	0	4	4	1.8	0	1	2	0	6	8	4.5
at Texas	12/28/18	*	17	0-1	.000	0-1	.000	0-0	.000	0	1	1	1.8	4	0	2	0	0	0	4.2
GEORGIA STATE	01/03/19	*	23	0-3	.000	0-3	.000	0-0	.000	0	1	1	1.7	1	2	3	0	2	0	3.9
GEORGIA SOUTHERN	01/05/19	*	18	0-1	.000	0-1	.000	0-0	.000	0	1	1	1.7	3	2	1	0	2	0	3.6
at Appalachian State	01/10/19		1	0-0	.000	0-0	.000	2-3	.667	0	1	1	1.6	0	0	0	0	0	2	3.5
at Coastal Carolina	01/12/19		2	0-0	.000	0-0	.000	0-0	.000	0	0	0	1.5	0	0	0	0	0	0	3.3
LITTLE ROCK	01/19/19		3	0-0	.000	0-0	.000	0-0	.000	0	0	0	1.4	1	0	0	0	0	0	3.1
Totals		7	314	13-40	.325	6-27	.222	24-26	.923	4	22	26	1.4	36	29	19	1	28	56	3.1

Season	GP-GS	Min/Avg	Total		3-Ptr		F-Throws		Rebounds				PF	FO	A	TO	Blk	Stl	Pts	Avg
			FG-FGA	Pct	FG-FGA	Pct	FT-FTA	Pct	Off	Def	Tot	Avg								
2016-17	36-3	295/8.2	6-22	.273	1-11	.091	6-7	.857	2	16	18	0.5	35	0	37	32	0	11	19	0.5
2017-18	34-7	493/14.5	22-53	.415	10-31	.323	12-20	.600	6	42	48	1.4	43	0	58	24	1	22	66	1.9
2018-19	18-7	314/17.4	13-40	.325	6-27	.222	24-26	.923	4	22	26	1.4	36	1	29	19	1	28	56	3.1
Total	88-17	1102/12.5	41-115	.357	17-69	.246	42-53	.792	12	80	92	1.0	114	1	124	75	2	61	141	1.6

# 3 | AYOUB NOUHI

A-ube NEW-he

@ayoubnouhi3

Fr. | F | 6-5 | 196 | Brussels, Belgium | Institute Saint-Louis Namur

## RECORD PERFORMANCES

### POINTS

Career	9 vs. Little Rock (1/19/19)
Season	Same As Career
Sun Belt	9 vs. Little Rock (1/19/19)

### REBOUNDS

Career	5 vs. Little Rock (1/19/19)
Season	Same As Career
Sun Belt	5 vs. Little Rock (1/19/19)

### ASSISTS

Career	2 vs. Arkansas State (1/17/19)
Season	Same As Career
Sun Belt	2 vs. Arkansas State (1/17/19)

### STEALS

Career	3 vs. Arkansas State (1/17/19)
Season	Same As Career
Sun Belt	3 vs. Arkansas State (1/17/19)

### FIELD GOALS MADE

Career	3, 2x, Last vs. Little Rock (1/19/19)
Season	Same As Career
Sun Belt	3 vs. Little Rock (1/19/19)

### FIELD GOALS ATTEMPTED

Career	5 vs. Little Rock (1/19/19)
Season	Same As Career
Sun Belt	5 vs. Little Rock (1/19/19)

### FREE THROWS MADE

Career	1 vs. Little Rock (1/19/19)
Season	Same As Career
Sun Belt	1 vs. Little Rock (1/19/19)

### FREE THROWS ATTEMPTED

Career	2, 4x, Last vs. Little Rock (1/19/19)
Season	Same As Career
Sun Belt	2, 2x, Last vs. Little Rock (1/19/19)

### 3-POINT FIELD GOALS MADE

Career	2 vs. Little Rock (1/19/19)
Season	Same As Career
Sun Belt	2 vs. Little Rock (1/19/19)

### 3-POINT FIELD GOALS ATTEMPTED

Career	4 vs. Little Rock (1/19/19)
Season	Same As Career
Sun Belt	4 vs. Little Rock (1/19/19)

### MINUTES

Career	21 vs. Arkansas State (1/17/19)
Season	Same As Career
Sun Belt	21 vs. Arkansas State (1/17/19)

## MISCELLANEOUS

	Year	Career
Double-Figure Points		
20+ Points		
Double-Doubles		
5+ Rebounds	1	1
Double-Figure Assists		
Games W/ A Steal	3	3

## CAREER STATS



## 2018-19 NOTEWORTHY

Collegiate debut with two points and an assist against UT Tyler ... made his first career start versus UC Davis ... six points (five total entering the game) at Arkansas, in addition to pulling down four rebounds in 15 minutes ... had one steal in 15 career games entering the contest against Arkansas State, and recorded three in that game ... **scored a career-high nine points against Little Rock (he had 13 career points entering the game), including two 3-pointers (first two of his career).**

## HIGH SCHOOL

Played in seven games in the 2018 U20 Euro Championship for Belgium, helping guide the country to a 7th-place finish ... best scoring performance was a seven-point outing in the 6th-place game against Bulgaria ... participated in the 2015 U16 Euro Championship for Belgium, playing nine games, averaging 2.7 points and assisting in a 6th-place finish ... also played for the Canarias Basketball Academy, appearing in tournaments around the world.

## GAME-BY-GAME STATS

Opponent	Date	gs	min	Total fg-fga fg%	3-Point 3fg-fga 3fg%	F-Throw ft-fa ft%	Rebounds off def tot avg	pf	a	to	blk	stl	pts	avg
TEXAS-TYLER	11/06/18	13		1-2 .500	0-1 .000	0-0 .000	0 0 0 0.0	3	1	0	0	0	2	2.0
NORTHERN IOWA	11/10/18	5		0-1 .000	0-1 .000	0-0 .000	0 0 0 0.0	0	0	1	0	0	0	1.0
TEXAS A&M-CORPUS CHRISTI	11/16/18	8		1-1 1.000	0-0 .000	1-2 .500	0 2 2 0.7	1	0	1	0	0	3	1.7
UC DAVIS	11/18/18	8		0-0 .000	0-0 .000	0-0 .000	0 0 0 0.5	2	0	1	0	0	0	1.3
at Indiana	11/20/18	7		0-0 .000	0-0 .000	0-0 .000	1 0 1 0.6	1	0	1	0	0	0	1.0
at Arkansas	11/23/18	15		3-4 .750	0-1 .000	0-0 .000	2 2 4 1.2	2	0	2	0	1	6	1.8
at Tulsa	11/27/18	10		0-1 .000	0-1 .000	0-2 .000	0 0 0 1.0	1	0	1	0	0	0	1.6
UT RIO GRANDE VALLEY	12/01/18	4		0-0 .000	0-0 .000	0-0 .000	0 0 0 0.9	0	0	0	0	0	0	1.4
at Missouri	12/04/18	10		0-1 .000	0-1 .000	0-2 .000	0 0 0 0.8	0	0	0	0	0	0	1.2
at North Texas	12/08/18	4		0-1 .000	0-1 .000	0-0 .000	1 0 1 0.8	0	0	0	0	0	0	1.1
at GONZAGA	12/18/18	4		0-0 .000	0-0 .000	0-0 .000	0 1 1 0.8	0	0	1	0	0	0	1.0
at Texas	12/28/18	5		0-0 .000	0-0 .000	0-1 .000	0 0 0 0.8	0	0	0	0	0	0	0.9
GEORGIA SOUTHERN	01/05/19	1		0-0 .000	0-0 .000	0-0 .000	0 0 0 0.7	0	0	0	0	0	0	0.9
at Appalachian State	01/10/19	5		0-1 .000	0-0 .000	0-0 .000	1 0 1 0.7	0	0	0	0	0	0	0.8
at Coastal Carolina	01/12/19	3		0-0 .000	0-0 .000	0-0 .000	0 0 0 0.7	0	1	0	0	0	0	0.7
ARKANSAS STATE	01/17/19	21		1-4 .250	0-2 .000	0-0 .000	1 1 2 0.8	3	2	1	0	3	2	0.8
LITTLE ROCK	01/19/19	17		3-5 .600	2-4 .500	1-2 .500	1 4 5 1.0	2	0	0	0	2	9	1.3
Totals		4	140	9-21 .429	2-12 .167	2-9 .222	7 10 17 1.0	15	4	9	0	6	22	1.3

Season	GP-GS	Min/Avg	Total FG-FGA Pct	3-Ptr FG-FGA Pct	F-Throws FT-FTA Pct	Rebounds Off Def Tot Avg	PF FO A TO Blk Stl	Pts Avg
2018-19	17-4	140/8.2	9-21 .429	2-12 .167	2-9 .222	7 10 17 1.0	15 0 4 9 0 6	22 1.3
Total	17-4	140/8.2	9-21 .429	2-12 .167	2-9 .222	7 10 17 1.0	15 0 4 9 0 6	22 1.3



# 4 DAVID AZORE

AYE-zore  
@dazore6  
@david22hh

R-Fr. G 6-4 205 Houston, TX Clear Brook HS

## RECORD PERFORMANCES

### POINTS

Career 16, 2x, Last @ Appalachian St. (1/10/19)  
Season Same As Career  
Sun Belt 16 @ Appalachian St. (1/10/19)

### REBOUNDS

Career 11 @ Appalachian St. (1/10/19)  
Season Same As Career  
Sun Belt 11 @ Appalachian St. (1/10/19)

### ASSISTS

Career 6 @ North Texas (12/8/18)  
Season Same As Career  
Sun Belt 4 @ Appalachian St. (1/10/19)

### STEALS

Career 2, 3x, Last @ Cal Poly (12/21/18)  
Season Same As Career  
Sun Belt

### FIELD GOALS MADE

Career 5, 2x, Last vs. Georgia State (1/3/19)  
Season Same As Career  
Sun Belt 5 vs. Georgia State (1/3/19)

### FIELD GOALS ATTEMPTED

Career 15 @ North Texas (12/8/18)  
Season Same As Career  
Sun Belt 10 vs. Georgia Southern (1/5/19)

### FREE THROWS MADE

Career 9 @ Appalachian St. (1/10/19)  
Season Same As Career  
Sun Belt 9 @ Appalachian St. (1/10/19)

### FREE THROWS ATTEMPTED

Career 10 @ Appalachian St. (1/10/19)  
Season Same As Career  
Sun Belt 10 @ Appalachian St. (1/10/19)

### 3-POINT FIELD GOALS MADE

Career 1, 3x, Last @ Appalachian St. (1/10/19)  
Season Same As Career  
Sun Belt 1 @ Appalachian St. (1/10/19)

### 3-POINT FIELD GOALS ATTEMPTED

Career 5 vs. A&M-Corpus Christi (11/16/18)  
Season Same As Career  
Sun Belt 2, 2x, Last @ Appalachian St. (1/10/19)

### MINUTES

Career 35 @ North Texas (12/8/18)  
Season Same As Career  
Sun Belt 29 vs. Georgia State (1/3/19)

## MISCELLANEOUS

	Year	Career
Double-Figure Points	8	8
20+ Points		
Double-Doubles	1	1
5+ Rebounds	7	7
Double-Figure Assists		
Games W/ A Steal	10	10

## CAREER STATS

Season	GP-GS	Min/Avg	Total FG-FGA Pct	3-Ptr FG-FGA Pct	F-Throws FT-FTA Pct	Rebounds Off Def Tot Avg	PF FO A TO Blk Stl	Pts Avg
2018-19	18-11	408/22.7	42-132 .318	3-28 .107	59-70 .843	11 54 65 3.6	42 1 29 53 2 13	146 8.1
Total	18-11	408/22.7	42-132 .318	3-28 .107	59-70 .843	11 54 65 3.6	42 1 29 53 2 13	146 8.1

DID NOT PLAY vs. ARKANSAS STATE (ANKLE)

## 2018-19 NOTEWORTHY

Ranks 2nd in the Sun Belt in free-throw percentage (84.3) and is the only freshman in the top 15 ... first career double-double with a season-high-tying 16 points and career-best 11 rebounds at Appalachian State ... career-high six assists at North Texas.

## HIGH SCHOOL

Finalist for the Guy V. Lewis Award as Greater Houston's top boys player ... District 24-6A Most Valuable player as a senior ... led district in scoring and rebounding three times ... became program's all-time leading scorer with 2,006 points during his prep career ... averaged 20.9 points, 7.1 rebounds, 1.9 assists and 1.8 steals during his prep career ... registered averages of 25 points and 7.9 rebounds per game as a senior ... voted 24-6A Newcomer of the Year as a sophomore and Offensive Player of the Year as a junior.

Redshirted last year after tearing his ACL in UTA's pre-season charity-scrimmage win over Oklahoma.

## GAME-BY-GAME STATS

Opponent	Date	gs	min	Total		3-Point		F-Throw		Rebounds			pf	a	to	blk	stl	pts	avg		
				fg-fga	fg%	3fg-fga	3fg%	ft-fta	ft%	off	def	tot	avg								
TEXAS-TYLER	11/06/18	*	21	4-12	.333	1-3	.333	6-7	.857	3	3	6	6.0	0	1	1	0	1	15	15.0	
NORTHERN IOWA	11/10/18	*	34	4-11	.364	0-2	.000	8-8	1.000	0	3	3	4.5	3	3	3	0	2	16	15.5	
TEXAS A&M-CORPUS CHRISTI	11/16/18	*	28	3-14	.214	0-5	.000	4-4	1.000	1	1	2	3.7	4	1	4	0	1	10	13.7	
UC DAVIS	11/18/18	*	10	2-3	.667	1-2	.500	0-0	.000	0	0	0	2.8	4	0	3	0	1	5	11.5	
at Indiana	11/20/18	24	4-8	.500	0-1	.000	2-2	1.000	0	1	1	2.4	4	0	4	0	2	10	11.2		
at Arkansas	11/23/18	20	1-3	.333	0-0	.000	3-4	.750	0	5	5	2.8	5	2	4	1	0	5	10.2		
at Tulsa	11/27/18	*	14	2-4	.500	0-2	.000	0-0	.000	0	1	1	2.6	1	1	3	0	0	4	9.3	
UT RIO GRANDE VALLEY	12/01/18	*	30	2-11	.182	0-2	.000	4-5	.800	3	5	8	3.3	5	2	5	1	1	8	9.1	
at Missouri	12/04/18	*	19	0-4	.000	0-0	.000	0-0	.000	0	1	1	3.0	2	1	3	0	1	0	8.1	
at North Texas	12/08/18	*	35	5-15	.333	0-3	.000	1-3	.333	0	1	1	2.8	3	6	2	0	1	11	8.4	
at GONZAGA	12/18/18	*	15	0-3	.000	0-0	.000	2-2	1.000	0	2	2	2.7	2	0	5	0	0	2	7.8	
at Cal Poly	12/21/18	24	1-5	.200	0-1	.000	6-7	.857	0	0	0	2.5	0	2	1	0	2	8	7.8		
at Texas	12/28/18	10	0-1	.000	0-0	.000	4-4	1.000	1	0	1	2.4	0	1	1	0	0	4	7.5		
GEORGIA STATE	01/03/19	29	5-8	.625	0-1	.000	3-5	.600	2	6	8	2.8	2	1	4	0	0	13	7.9		
GEORGIA SOUTHERN	01/05/19	*	22	3-10	.300	0-2	.000	4-5	.800	0	4	4	2.9	2	1	3	0	0	10	8.1	
at Appalachian State	01/10/19	*	23	3-9	.333	1-2	.500	9-10	.900	0	11	11	3.4	2	4	3	0	0	16	8.6	
at Coastal Carolina	01/12/19	*	28	2-7	.286	0-1	.000	1-2	.500	0	5	5	3.5	1	2	1	0	0	5	8.4	
LITTLE ROCK	01/19/19	22	1-4	.250	0-1	.000	2-2	1.000	1	5	6	3.6	2	1	3	0	1	4	8.1		
Totals			11	408	42-132	.318	3-28	.107	59-70	.843	11	54	65	3.6	42	29	53	2	13	146	8.1



# 5 | EDRIC DENNIS

🐦 @ed\_theshow

📷 @edtheshooter\_

R-Jr. | G | 6-2 | 190 | Dallas, TX | Jackson State | Hill JC | DeSoto HS

## RECORD PERFORMANCES

### POINTS

Career 36 vs. Fisk (12/30/16)  
Season 32 vs. Little Rock (1/19/19)  
Sun Belt 32 vs. Little Rock (1/19/19)

### REBOUNDS

Career 11 vs. Northern Iowa (11/10/18)  
Season 11 vs. Northern Iowa (11/10/18)  
Sun Belt 6 vs. Arkansas State (1/17/19)

### ASSISTS

Career 7 @ N.C. Central (11/18/16)  
Season 4 vs. UT Tyler (11/6/18)  
Sun Belt 3, 2x, Last vs. Little Rock (1/19/19)

### STEALS

Career 4 vs. Southern Miss (12/4/16)  
Season 3 vs. Northern Iowa (11/10/18)  
Sun Belt 2, 2x, Last @ Coastal Carolina (1/12/19)

### FIELD GOALS MADE

Career 12 vs. Fisk (12/30/16)  
Season 8 vs. UT Tyler (11/6/18)  
Sun Belt 7, 2x, Last vs. Little Rock (1/19/19)

### FIELD GOALS ATTEMPTED

Career 21 vs. Fisk (12/30/16)  
Season 17 vs. Arkansas State (1/17/19)  
Sun Belt 17 vs. Arkansas State (1/17/19)

### FREE THROWS MADE

Career 15 vs. Little Rock (1/19/19)  
Season 15 vs. Little Rock (1/19/19)  
Sun Belt 15 vs. Little Rock (1/19/19)

### FREE THROWS ATTEMPTED

Career 17 vs. Little Rock (1/19/19)  
Season 17 vs. Little Rock (1/19/19)  
Sun Belt 17 vs. Little Rock (1/19/19)

### 3-POINT FIELD GOALS MADE

Career 9 vs. Fisk (12/30/16)  
Season 6 @ Texas (12/28/18)  
Sun Belt 4 @ Coastal Carolina (1/12/19)

### 3-POINT FIELD GOALS ATTEMPTED

Career 13, 2x, Last @ Coastal Carolina (1/12/19)  
Season 13 @ Coastal Carolina (1/12/19)  
Sun Belt 13 @ Coastal Carolina (1/12/19)

### MINUTES

Career 41 vs. Grambling (2/18/17)  
Season 36 vs. Northern Iowa (11/10/18)  
Sun Belt 33 vs. Arkansas State (1/17/19)

## MISCELLANEOUS

	Year	Career
Double-Figure Points	12	47
20+ Points	4	15
Double-Doubles	1	1
5+ Rebounds	7	28
Double-Figure Assists		
Games W/ A Steal	11	45

## CAREER STATS

## 2018-19 NOTEWORTHY

Game-high 20 points in the opener against UT Tyler ... first career double-double with 11 points and a career-best 11 rebounds opposite Northern Iowa ... 13 of his team-high 19 points at both Indiana and Arkansas came in the 2nd half ... missed three games because of turf toe ... game-best 23 points on a season-best six 3s at Texas ... then-season-high 25 points vs. Arkansas State; **followed it up with a 32-point performance against Little Rock, including 15 made free throws -- tied for the 9th-most in program history.**

## AS A SOPHOMORE AT JACKSON STATE (2016-17)

Named D-I Men's College Basketball HERO of the Week after scoring 36 points to go with five assists and four rebounds in Jackson State's 94-62 win over Fisk ... his 36 points against Fisk was the second-highest total for a SWAC player during the season ... finished 10th in the SWAC in scoring, 7th in made 3-point field goals, and 4th in minutes played.



## GAME-BY-GAME STATS

Opponent	Date	gs	min	Total		3-Point		F-Throw		Rebounds				pf	a	to	blk	stl	pts	avg	
				fg-fga	fg%	3fg-fga	3fg%	ft-fa	ft%	off	def	tot	avg								
TEXAS-TYLER	11/06/18	*	22	8-14	.571	2-4	.500	2-2	1.000	2	1	3	3.0	1	4	1	0	1	20	20.0	
NORTHERN IOWA	11/10/18	*	36	3-11	.273	2-6	.333	3-4	.750	1	10	11	7.0	1	3	2	0	3	11	15.5	
TEXAS A&M-CORPUS CHRISTI	11/16/18	*	27	2-10	.200	1-7	.143	3-6	.500	3	4	7	7.0	0	1	3	0	0	8	13.0	
UC DAVIS	11/18/18		29	2-8	.250	0-5	.000	7-8	.875	1	7	8	7.3	4	1	2	0	2	11	12.5	
at Indiana	11/20/18		31	6-15	.400	3-10	.300	4-4	1.000	0	1	1	6.0	1	0	4	0	1	19	13.8	
at Arkansas	11/23/18	*	20	5-14	.357	4-9	.444	5-6	.833	0	5	5	5.8	4	0	3	0	1	19	14.7	
at Tulsa	11/27/18	*	24	4-9	.444	1-5	.200	1-2	.500	1	2	3	5.4	0	1	2	0	0	10	14.0	
at GONZAGA	12/18/18		26	3-14	.214	1-8	.125	1-3	.333	0	1	1	4.9	3	3	1	0	2	8	13.3	
at Cal Poly	12/21/18		28	2-8	.250	1-5	.200	4-6	.667	2	1	3	4.7	4	3	2	0	0	9	12.8	
at Texas	12/28/18	*	28	6-13	.462	6-9	.667	5-6	.833	2	6	8	5.0	2	0	4	0	0	23	13.8	
GEORGIA STATE	01/03/19	*	31	2-12	.167	2-12	.167	5-6	.833	2	3	5	5.0	5	1	3	0	2	11	13.6	
GEORGIA SOUTHERN	01/05/19		23	5-16	.313	2-9	.222	4-4	1.000	3	1	4	4.9	3	1	2	0	0	16	13.8	
at Appalachian State	01/10/19	*	30	2-7	.286	0-3	.000	3-4	.750	0	1	1	4.6	4	2	5	0	1	7	13.2	
at Coastal Carolina	01/12/19	*	32	6-16	.375	4-13	.308	3-4	.750	1	1	2	4.4	2	2	3	0	2	19	13.6	
ARKANSAS STATE	01/17/19	*	33	7-17	.412	3-9	.333	8-10	.800	2	4	6	4.5	2	3	1	0	1	25	14.4	
LITTLE ROCK	01/19/19	*	33	7-12	.583	3-4	.750	15-17	.882	1	3	4	4.5	3	3	4	0	1	32	15.5	
Totals			11	453	70-196	.357	35-118	.297	73-92	.793	21	51	72	4.5	39	28	42	0	17	248	15.5

Season	GP-GS	Min/Avg	Total		3-Ptr		F-Throws		Rebounds				PF	FO	A	TO	Blk	Stl	Pts	Avg
			FG-FGA	Pct	FG-FGA	Pct	FT-FTA	Pct	Off	Def	Tot	Avg								
2015-16	29-9	0/0.0	90-253	.356	39-142	.275	53-78	.679	38	70	108	3.7	6	0	50	46	4	24	272	9.4
2016-17	29-26	966/33.3	129-361	.357	58-177	.328	90-138	.652	34	84	118	4.1	64	2	59	87	5	28	406	14.0
2018-19	16-11	453/28.3	70-196	.357	35-118	.297	73-92	.793	21	51	72	4.5	39	0	28	42	0	17	248	15.5
Total	74-46	1419/19.2	289-810	.357	132-437	.302	216-308	.701	93	205	298	4.0	109	2	137	175	9	69	926	12.5

# 10 RADSHAD DAVIS

ruh-SHAHD  
@davis\_boy242  
@shad242

Jr. | G | 6-2 | 205 | Nassau, Bahamas | Missouri State-West Plains JC | Sunrise Christian HS

## RECORD PERFORMANCES

### POINTS

Career 33 vs. Three Rivers (1/20/18)  
Season 13 vs. UT Tyler (11/6/18)  
Sun Belt 11, 2x, Last @ Coastal Carolina (1/12/19)

### REBOUNDS

Career 13, 2x, Last @ Arkansas Baptist (1/17/18)  
Season 11 vs. Northern Iowa (11/10/18)  
Sun Belt 8 vs. Georgia State (1/3/19)

### ASSISTS

Career 7 vs. Northwest Mississippi (11/28/17)  
Season 4 @ North Texas (12/8/18)  
Sun Belt 1, 3x, Last vs. Arkansas State (1/17/19)

### STEALS

Career 4, 2x, Last @ Neosho County (11/08/16)  
Season 2, 3x, Last vs. Arkansas State (1/17/19)  
Sun Belt 2, 2x, Last vs. Arkansas State (1/17/19)

### FIELD GOALS MADE

Career 13 vs. Three Rivers (1/20/18)  
Season 5, 3x, Last @ Tulsa (11/27/18)  
Sun Belt 4 @ Coastal Carolina (1/12/19)

### FIELD GOALS ATTEMPTED

Career 21 vs. Three Rivers (1/20/18)  
Season 11, 2x, Last @ Tulsa (11/27/18)  
Sun Belt 7 @ Coastal Carolina (1/12/19)

### FREE THROWS MADE

Career 12 @ Southwest Tennessee (12/15/17)  
Season 7 vs. Little Rock (1/19/19)  
Sun Belt 7 vs. Little Rock (1/19/19)

### FREE THROWS ATTEMPTED

Career 12, 2x, Last @ Southwest Tennessee (12/15/17)  
Season 8, 2x, Last vs. Little Rock (1/19/19)  
Sun Belt 8 vs. Little Rock (1/19/19)

### 3-POINT FIELD GOALS MADE

Career 4 @ Highland (3/10/18)  
Season 2, 2x, Last @ Coastal Carolina (1/12/19)  
Sun Belt 2 @ Coastal Carolina (1/12/19)

### 3-POINT FIELD GOALS ATTEMPTED

Career 6 vs. A&M-Corpus Christi (11/16/18)  
Season 6 vs. A&M-Corpus Christi (11/16/18)  
Sun Belt 5 @ Coastal Carolina (1/12/19)

### MINUTES

Career 37 vs. Indian Hills (1/10/18)  
Season 33, 2x, Last @ rv Indiana (11/20/18)  
Sun Belt 28 vs. Arkansas State (1/17/19)

## MISCELLANEOUS

	Year	Career
Double-Figure Points	7	38
20+ Points		10
Double-Doubles		9
5+ Rebounds	11	33
Double-Figure Assists		
Games W/ A Steal	10	38

## CAREER STATS

## 2018-19 NOTEWORTHY

Narrowly missed his first double-double of the season with nine points and 11 rebounds against Northern Iowa ... 2nd-highest rebounding total of the year with nine opposite UTRGV ... four assists at North Texas (five total entering the game) ... **game-winning 3-pointer with 1.9 seconds remaining at Coastal Carolina.**

## AS A SOPHOMORE AT MISSOURI STATE-WEST PLAINS (2017-18)

Finished 2nd in the region in scoring and rebounding ... scored in double figures 27 times and a high of 33 points in a victory over Three Rivers ... grabbed double-figure rebounds eight times with a high of 13 in a win at Arkansas Baptist ... a First Team NJCAA All-Region XVI selection ... named team's co-most valuable player, team captain and defensive player of the year.

## AS A FRESHMAN AT MISSOURI STATE-WEST PLAINS (2016-17)

Played just five games due to injury ... in those contests, he averaged 12.6 points and 5.2 rebounds.

**Ranks 1st in Missouri State-West Plains program history for career field-goal percentage (.575) and 6th in career free-throw percentage (.795).**






## GAME-BY-GAME STATS

				Total		3-Point		F-Throw		Rebounds											
Opponent	Date	gs	min	fg	fg%	3fg	3fg%	ft	ft%	off	def	tot	avg	pf	a	to	blk	stl	pts	avg	
TEXAS-TYLER	11/06/18	*	24	5-9	.556	2-5	.400	1-1	1.000	2	4	6	6.0	2	1	2	0	2	13	13.0	
NORTHERN IOWA	11/10/18	*	24	1-3	.333	1-1	1.000	6-8	.750	1	10	11	8.5	3	0	2	1	0	9	11.0	
TEXAS A&M-CORPUS CHRISTI	11/16/18	*	33	1-8	.125	0-6	.000	0-0	.000	2	5	7	8.0	0	0	0	3	1	2	8.0	
UC DAVIS	11/18/18	*	28	4-6	.667	1-2	.500	3-5	.600	2	3	5	7.3	4	1	2	0	1	12	9.0	
at Indiana	11/20/18	*	33	5-11	.455	1-4	.250	1-2	.500	1	5	6	7.0	4	1	4	0	0	12	9.6	
at Arkansas	11/23/18	*	24	1-3	.333	0-0	.000	0-0	.000	1	3	4	6.5	4	0	2	0	1	2	8.3	
at Tulsa	11/27/18		24	5-11	.455	0-2	.000	0-0	.000	2	1	3	6.0	1	0	1	0	0	10	8.6	
UT RIO GRANDE VALLEY	12/01/18		25	3-7	.429	1-1	1.000	0-0	.000	2	7	9	6.4	4	1	5	0	0	7	8.4	
at Missouri	12/04/18	*	27	2-3	.667	0-1	.000	2-2	1.000	1	4	5	6.2	1	1	3	1	1	6	8.1	
at North Texas	12/08/18		21	2-7	.286	0-1	.000	0-0	.000	5	2	7	6.3	1	4	3	0	0	4	7.7	
at GONZAGA	12/18/18	*	24	2-6	.333	1-3	.333	2-2	1.000	1	5	6	6.3	2	2	0	0	1	7	7.6	
at Cal Poly	12/21/18	*	18	2-4	.500	1-3	.333	2-2	1.000	1	3	4	6.1	4	0	3	0	0	7	7.6	
at Texas	12/28/18		15	2-2	1.000	1-1	1.000	0-0	.000	0	3	4	5.9	4	1	2	0	0	5	7.4	
GEORGIA STATE	01/03/19		24	3-6	.500	0-1	.000	5-6	.833	4	4	8	6.1	2	1	2	0	0	11	7.6	
GEORGIA SOUTHERN	01/05/19	*	21	2-6	.333	1-3	.333	1-2	.500	2	2	4	5.9	1	0	2	0	2	6	7.5	
at Appalachian State	01/10/19		19	3-4	.750	0-0	.000	0-0	.000	1	3	4	5.8	2	0	0	0	0	6	7.4	
at Coastal Carolina	01/12/19		24	4-7	.571	2-5	.400	1-2	.500	3	3	6	5.8	1	1	0	1	1	11	7.7	
ARKANSAS STATE	01/17/19		28	3-6	.500	1-2	.500	3-4	.750	0	4	4	5.7	4	1	3	0	2	10	7.8	
LITTLE ROCK	01/19/19		21	1-2	.500	0-0	.000	7-8	.875	0	3	3	5.6	3	0	2	1	1	9	7.8	
Totals			10	457	51-111	459	13-41	317	34-44	873	32	74	106	5.6	47	15	38	7	13	149	7.8

Season	GP-GS	Min/Avg	Total FG-FGA Pct	3-Ptr FG-FGA Pct	F-Throws FT-FTA Pct	Rebounds Off Def Tot Avg	PF FO A TO Blk Stl	Pts Avg
2016-17	5-5	0/0.0	23-36 .639	0-0 .000	17-24 .708	11 15 26 5.2	11 1 4 6 0 5	63 12.6
2017-18	31-30	0/0.0	187-325 .575	17-55 .309	123-152 .809	67 137 204 6.6	23 0 107 79 4 40	517 16.7
2018-19	19-10	457/24.1	51-111 .459	13-41 .317	34-44 .773	32 74 106 5.6	47 0 15 38 7 13	149 7.8
Total	55-45	457/8.3	261-472 .553	30-96 .313	174-220 .791	110 226 336 6.1	81 1 126 123 11 58	729 13.3



# 13 JABARI NARCIS

 NAHR-sis  
 @justfly52  
 @jabari\_narcis

Jr. | F | 6-9 | 230 | Chaguanas, Trinidad | Jacksonville College | Chaguanas North HS

## RECORD PERFORMANCES

### POINTS

Career 20 vs. Blinn (2/3/18)  
 Season 7 @ rv Indiana (11/20/18)  
 Sun Belt 4 vs. Little Rock (1/19/19)

### REBOUNDS

Career 18, 2x, Last vs. Panola (1/11/18)  
 Season 11 vs. UT Tyler (11/6/18)  
 Sun Belt 4 @ Coastal Carolina (1/12/19)

### OFFENSIVE REBOUNDS

Career 5, 3x, Last vs. Blinn (2/3/18)  
 Season 3 @ rv Indiana (11/20/18)  
 Sun Belt 1 vs. Georgia Southern (1/5/19)

### DEFENSIVE REBOUNDS

Career 14, 3x, Last @ Paris (1/13/18)  
 Season 9 vs. UT Tyler (11/6/18)  
 Sun Belt 4 @ Coastal Carolina (1/12/19)

### BLOCKS

Career 4, 2x, Last vs. Kilgore (12/2/17)  
 Season 2, 3x, Last @ Texas (12/28/18)  
 Sun Belt 1, 4x, Last vs. Arkansas State (1/17/19)

### ASSISTS

Career 2 vs. Lee (2/24/18)  
 Season 1 @ Appalachian St. (1/10/19)  
 Sun Belt 1 @ Appalachian St. (1/10/19)

### FIELD GOALS MADE

Career 8 @ Blinn (2/28/18)  
 Season 3, 3x, Last @ #8 Gonzaga (12/18/18)  
 Sun Belt 1, 4x, Last vs. Little Rock (1/19/19)

### FIELD GOALS ATTEMPTED

Career 12, 3x, Last @ Blinn (2/28/18)  
 Season 7 vs. UT Tyler (11/6/18)  
 Sun Belt 3, 2x, Last @ Appalachian St. (1/10/19)

### FREE THROWS MADE

Career 6, 2x, Last @ San Jacinto-Central (2/07/18)  
 Season 2 vs. Little Rock (1/19/19)  
 Sun Belt 2 vs. Little Rock (1/19/19)

### FREE THROWS ATTEMPTED

Career 9 @ Navarro (1/8/18)  
 Season 3 vs. Little Rock (1/19/19)  
 Sun Belt 3 vs. Little Rock (1/19/19)

### MINUTES

Career 37 vs. Panola (1/11/18)  
 Season 20 vs. Little Rock (1/19/19)  
 Sun Belt 20 vs. Little Rock (1/19/19)

## MISCELLANEOUS

	Year	Career
Double-Figure Points		15
20+ Points		1
Double-Doubles		9
Double-Figure Rebounds	1	17
3+ Offensive Rebounds	1	21
3+ Blocks		8

## CAREER STATS

## 2018-19 NOTEWORTHY

Game-best 11 rebounds in the opener versus UT Tyler ... all seven points and six of seven rebounds came in the 2nd half at Indiana, with the seven points representing his most against a D-I team ... six points at #8 Gonzaga, tied for his 2nd-most this year.

## AS A SOPHOMORE AT JACKSONVILLE (TEXAS) COLLEGE (2017-18)

Scored a season-high 20 points with 16 rebounds in a home victory over Blinn College ... scored 19 in a win at Blinn ... registered nine double-figure rebound performances with a high of 18 in a loss to Panola College ... helped lead the team to a 21-9 overall record and a Region XIV South Division title.

## AS A FRESHMAN AT JACKSONVILLE (TEXAS) COLLEGE (2016-17)

Four double-doubles on the year ... season-high 15 points on four occasions ... pulled down a season-best 18 rebounds at LSU Alexandria; grabbed 16 rebounds against Provision Prep.

Has competed  
 for the Trinidad  
 & Tobago U19  
 National Team.



## GAME-BY-GAME STATS

				Total		3-Point		F-Throw		Rebounds										
Opponent	Date	gs	min	fg-fga	fg%	3fg-fga	3fg%	ft-fa	ft%	off	def	tot	avg	pf	a	to	blk	stl	pts	avg
TEXAS-TYLER	11/06/18		17	3-7	.429	0-2	.000	0-0	.000	2	9	11	11.0	0	0	3	2	2	6	6.0
NORTHERN IOWA	11/10/18		3	0-1	.000	0-1	.000	1-2	.500	1	0	1	6.0	1	0	0	0	0	1	3.5
TEXAS A&M-CORPUS CHRISTI	11/16/18		18	1-2	.500	0-1	.000	1-1	1.000	0	2	2	4.7	2	0	0	2	1	3	3.3
UC DAVIS	11/18/18		6	0-0	.000	0-0	.000	0-0	.000	0	0	0	3.5	2	0	0	0	0	0	2.5
at Indiana	11/20/18		13	3-4	.750	1-2	.500	0-0	.000	3	4	7	4.2	4	0	0	1	0	7	3.4
at Arkansas	11/23/18	*	18	1-3	.333	0-1	.000	1-2	.500	1	5	6	4.5	3	0	1	0	0	3	3.3
at Tulsa	11/27/18	*	17	2-2	1.000	0-0	.000	0-0	.000	1	2	3	4.3	0	0	0	0	0	4	3.4
UT RIO GRANDE VALLEY	12/01/18		9	1-1	1.000	0-0	.000	1-1	1.000	1	0	1	3.9	1	0	0	0	1	3	3.4
at Missouri	12/04/18		14	2-3	.667	0-0	.000	0-0	.000	0	1	1	3.6	2	0	2	0	0	4	3.4
at North Texas	12/08/18		5	0-0	.000	0-0	.000	0-0	.000	0	0	0	3.2	2	0	0	0	0	0	3.1
at GONZAGA	12/18/18		17	3-5	.600	0-2	.000	0-0	.000	2	1	3	3.2	3	0	1	0	0	6	3.4
at Cal Poly	12/21/18		4	0-1	.000	0-0	.000	0-0	.000	0	1	1	3.0	0	0	1	0	0	0	3.1
at Texas	12/28/18		5	0-0	.000	0-0	.000	0-0	.000	0	1	1	2.9	1	0	0	2	0	0	2.9
GEORGIA SOUTHERN	01/05/19		13	1-3	.333	1-3	.333	0-0	.000	1	1	2	2.8	0	0	1	1	0	3	2.9
at Appalachian State	01/10/19		15	1-3	.333	0-2	.000	0-0	.000	0	3	3	2.8	2	1	2	1	0	2	2.8
at Coastal Carolina	01/12/19		10	0-2	.000	0-1	.000	0-0	.000	0	4	4	2.9	0	0	0	1	0	0	2.6
ARKANSAS STATE	01/17/19		8	1-2	.500	1-2	.500	0-0	.000	0	1	1	2.8	2	0	1	1	0	3	2.7
LITTLE ROCK	01/19/19		20	1-2	.500	0-0	.000	2-3	.667	0	1	1	2.7	2	0	2	0	0	4	2.7
Totals		2	212	20-41	.488	3-17	.176	6-9	.667	12	36	48	2.7	27	1	14	11	4	49	2.7

Season	GP-GS	Min/Avg	Total FG-FGA	Pct	3-Ptr FG-FGA	Pct	F-Throws FT-FTA	Pct	Rebounds Off	Def	Tot	Avg	PF	FO	A	TO	Blk	Stl	Pts	Avg
2016-17	25-11	0/0.0	67-149	.450	12-53	.226	22-47	.468	50	134	184	7.4	53	0	8	25	35	7	168	6.7
2017-18	29-17	0/0.0	82-147	.558	7-20	.350	50-81	.617	63	179	242	8.3	41	1	15	33	39	8	221	7.6
2018-19	18-2	212/11.8	20-41	.488	3-17	.176	6-9	.667	12	36	48	2.7	27	0	1	14	11	4	49	2.7
Total	72-30	212/2.9	169-337	.501	22-90	.244	78-137	.569	125	349	474	6.6	121	1	24	72	85	19	438	6.1



# 20 | ANDRES IBARGUEN

E-BAR-gwen  
@andresibarguen3

Jr. | F | 6-5 | 230 | Santa Marta, Colombia | Trinity Valley CC | Sunrise Christian HS

## RECORD PERFORMANCES

### POINTS

Career	23 vs. UTRGV (12/1/18)
Season	23 vs. UTRGV (12/1/18)
Sun Belt	11 vs. Georgia Southern (1/5/19)

### REBOUNDS

Career	25 @ Daytona State <sup>(5 OT)</sup> (11/25/16)
Season	13 vs. UTRGV (12/1/18)
Sun Belt	7, 2x, Last @ Coastal Carolina (1/12/19)

### OFFENSIVE REBOUNDS

Career	11 @ Tyler (2/3/18)
Season	6 vs. UTRGV (12/1/18)
Sun Belt	5 vs. Georgia Southern (1/5/19)

### DEFENSIVE REBOUNDS

Career	15 @ Daytona State <sup>(5 OT)</sup> (11/25/16)
Season	7 vs. UTRGV (12/1/18)
Sun Belt	6 vs. Georgia State (1/3/19)

### BLOCKS

Career	4 @ North Texas (12/8/18)
Season	4 @ North Texas (12/8/18)
Sun Belt	1 @ Coastal Carolina (1/12/19)

### ASSISTS

Career	3 @ Navarro (2/21/18)
Season	2, 2x, Last @ Appalachian St. (1/10/19)
Sun Belt	2, 2x, Last @ Appalachian St. (1/10/19)

### FIELD GOALS MADE

Career	10 vs. UTRGV (12/1/18)
Season	10 vs. UTRGV (12/1/18)
Sun Belt	4 vs. Georgia Southern (1/5/19)

### FIELD GOALS ATTEMPTED

Career	13 @ Daytona State <sup>(5 OT)</sup> (11/25/16)
Season	12 vs. UTRGV (12/1/18)
Sun Belt	5 @ Appalachian St. (1/10/19)

### FREE THROWS MADE

Career	8, 2x, Last @ Tyler (2/03/18)
Season	3, 3x, Last vs. Georgia Southern (1/5/19)
Sun Belt	3 vs. Georgia Southern (1/5/19)

### FREE THROWS ATTEMPTED

Career	11, 2x, Last @ Tyler (2/3/18)
Season	7 @ Cal Poly (12/21/18)
Sun Belt	4 vs. Arkansas State (1/17/19)

### MINUTES

Career	55 @ Daytona State <sup>(5 OT)</sup> (11/25/16)
Season	32 @ North Texas (12/8/18)
Sun Belt	31 vs. Arkansas State (1/17/19)

## MISCELLANEOUS

	Year	Career
Double-Figure Points	2	37
20+ Points	1	3
Double-Doubles	1	25
Double-Figure Rebounds	2	33
5+ Offensive Rebounds	3	29
3+ Blocks	2	2

## CAREER STATS

### 2018-19 NOTEWORTHY

Cleared by the NCAA to return at Tulsa after missing the first six games of the year due to several factors outside of his control ... **in his first two games with UTA – at Tulsa and versus UTRGV – the Mavericks outscored their first two D-I opponents of the year in the paint, and posted their two largest rebounding margins of the season at that point: +14 at Tulsa, +19 against UTRGV ... scored a career-best 23 points and grabbed a UTA season-high 13 rebounds against UTRGV.**

### AS A SOPHOMORE AT TRINITY COMMUNITY COLLEGE (2017-18)

Averaged a double-double for the year ... led TVCC to a 28-5 record the Regional XIV East Division title and the national championship tournament ... registered 21 double-figure rebounding games, with a high of 20 in a victory at Tyler Junior College ... led Region XIV in rebounds per game as a sophomore and field goal percentage in both seasons at TVCC.

### AS A FRESHMAN AT TRINITY COMMUNITY COLLEGE (2017-18)

Led the nation in field-goal percentage at .759 ... averaged 10.3 points and 8.2 rebounds per game ... four double-doubles on the year.

**Represented Colombia on the senior national team at the 2016 South American Championships; high of 11 points versus Argentina.**

## GAME-BY-GAME STATS

Opponent	Date	gs	min	Total	fg-fga	fg%	3fg-fga	3fg%	F-Throw	ft-fa	ft%	Rebounds	off	def	tot	avg	pf	a	to	blk	stl	pts	avg
at Tulsa	11/27/18	*	22	2-6	.333		0-0	.000	2-3	.667		2	3	5	5.0		2	0	1	2	1	6	6.0
UT RIO GRANDE VALLEY	12/01/18	*	24	10-12	.833		0-0	.000	3-5	.600		6	7	13	9.0		2	1	1	0	0	23	14.5
at Missouri	12/04/18	*	26	4-7	.571		0-0	.000	1-3	.333		2	4	6	8.0		1	1	4	1	0	9	12.7
at North Texas	12/08/18	*	32	3-3	1.000		0-0	.000	2-3	.667		2	6	8	8.0		2	0	3	4	0	8	11.5
at GONZAGA	12/18/18	*	18	0-2	.000		0-0	.000	0-0	.000		2	2	4	7.2		4	0	0	0	1	0	9.2
at Cal Poly	12/21/18	*	25	2-4	.500		0-0	.000	3-7	.429		5	5	10	7.7		3	0	2	3	0	7	8.8
at Texas	12/28/18	*	31	1-4	.250		0-0	.000	0-0	.000		1	5	6	7.4		1	0	0	1	1	2	7.9
GEORGIA STATE	01/03/19	*	23	3-4	.750		0-0	.000	0-1	.000		1	6	7	7.4		4	1	2	0	0	6	7.6
GEORGIA SOUTHERN	01/05/19	*	21	4-4	1.000		0-0	.000	3-8	.375		5	1	6	7.2		2	2	1	0	0	11	8.0
at Appalachian State	01/10/19	*	22	2-5	.400		0-0	.000	2-2	1.000		2	4	6	7.1		4	2	2	0	1	6	7.8
at Coastal Carolina	01/12/19	*	30	0-3	.000		0-1	.000	0-0	.000		3	4	7	7.1		1	0	2	1	1	0	7.1
ARKANSAS STATE	01/17/19	*	31	2-4	.500		0-0	.000	2-4	.500		4	2	6	7.0		2	1	0	0	2	6	7.0
LITTLE ROCK	01/19/19	*	17	2-3	.667		0-0	.000	1-1	1.000		0	5	5	6.9		5	1	2	0	1	5	6.9
Totals			12	322	35-61	.574	0-1	.000	19-37	.514		35	54	89	6.8		33	9	20	12	8	89	6.8

Season	GP-GS	Min/Avg	Total	FG-FGA	Pct	3-Ptr	FG-FGA	Pct	F-Throws	FT-FTA	Pct	Rebounds	Off	Def	Tot	Avg	PF	FO	A	TO	Blk	Stl	Pts	Avg
2016-17	30-26	0/0.0	126-166	.759		0-0	.000		56-90	.622		110	135	245	8.2		0	0	17	35	13	21	308	10.3
2017-18	32-31	0/0.0	129-193	.668		0-0	.000		76-118	.644		146	194	340	10.6		0	0	22	32	15	12	334	10.4
2018-19	13-12	322/24.8	35-61	.574		0-1	.000		19-37	.514		35	54	89	6.8		33	0	9	20	12	8	89	6.8
Total	75-69	322/4.3	290-420	.690		0-1	.000		151-245	.616		291	383	674	9.0		33	0	48	87	40	41	731	9.7

# 21 PEDRO CASTRO

R-Fr.	G	6-6	185	Fort Worth, TX	Brewer HS
-------	---	-----	-----	----------------	-----------

## RECORD PERFORMANCES

### POINTS

Career	8, 2x, Last @ Appalachian St. (1/10/19)
Season	Same As Career
Sun Belt	8 @ Appalachian St. (1/10/19)

### REBOUNDS

Career	6 @ Appalachian St. (1/10/19)
Season	Same As Career
Sun Belt	6 @ Appalachian St. (1/10/19)

### ASSISTS

Career	4 vs. Little Rock (1/19/19)
Season	Same As Career
Sun Belt	4 vs. Little Rock (1/19/19)

### STEALS

Career	1, 5x, Last vs. Little Rock (1/19/19)
Season	Same As Career
Sun Belt	

### FIELD GOALS MADE

Career	3, 2x, Last @ Appalachian St. (1/10/19)
Season	Same As Career
Sun Belt	3 @ Appalachian St. (1/10/19)

### FIELD GOALS ATTEMPTED

Career	6, 2x, Last @ Missouri (12/4/18)
Season	Same As Career
Sun Belt	4, 2x, Last @ Appalachian St. (1/10/19)

### FREE THROWS MADE

Career	3 vs. Arkansas State (1/17/19)
Season	Same As Career
Sun Belt	3 vs. Arkansas State (1/17/19)

### FREE THROWS ATTEMPTED

Career	4 vs. Arkansas State (1/17/19)
Season	Same As Career
Sun Belt	4 vs. Arkansas State (1/17/19)

### 3-POINT FIELD GOALS MADE

Career	2, 2x, Last @ Appalachian St. (1/10/19)
Season	Same As Career
Sun Belt	2 @ Appalachian St. (1/10/19)

### 3-POINT FIELD GOALS ATTEMPTED

Career	4, 2x, Last @ Missouri (12/4/18)
Season	Same As Career
Sun Belt	3 vs. Georgia Southern (1/5/19)

### MINUTES

Career	24 @ Missouri (12/4/18)
Season	Same As Career
Sun Belt	23, 2x, Last @ Appalachian St. (1/10/19)

## MISCELLANEOUS

	Year	Career
Double-Figure Points		
20+ Points		
Double-Doubles		
5+ Rebounds	2	2
Double-Figure Assists		
Games W/ A Steal	5	5

## CAREER STATS

### 2018-19 NOTEWORTHY

Made his first career start versus UTRGV ... career-high eight points at Missouri; 12 points all year entering that game ... matched that eight-point performance with eight points and a career-best six rebounds at Appalachian State ... career-high four assists vs. Little Rock.

### AS A FRESHMAN (2017-18)

Did not appear in a game ... utilized a redshirt season and has four years of eligibility remaining.

### HIGH SCHOOL

Posted averages of 16.6 points, 7.3 rebounds, 2.5 assists, 1.3 steals and 2.6 blocks per game as a senior ... named district 6-5A Most Valuable Player ... twice named first team all-district earned second team Star-Telegram Super Team honors ... all-area and TABC 5A all-region selection ... ranked as a top 100 player in Texas by Texas Basketball Review ... rated as No. 36 in the state by Texas Top 100.

Had open heart surgery at the age of 16 to repair a vein wrapped around a heart valve.

## GAME-BY-GAME STATS

				Total		3-Point		F-Throw		Rebounds											
Opponent	Date	gs	min	fg-fga	fg%	3fg-fga	3fg%	ft-fa	ft%	off	def	tot	avg	pf	a	to	blk	stl	pts	avg	
TEXAS-TYLER	11/06/18		15	1-6	.167	0-4	.000	0-0	.000	0	3	3	3.0	0	0	0	0	0	2	2.0	
NORTHERN IOWA	11/10/18		4	0-1	.000	0-1	.000	0-0	.000	0	0	0	1.5	0	0	0	0	0	0	1.0	
TEXAS A&M-CORPUS CHRISTI	11/16/18		3	0-2	.000	0-2	.000	0-0	.000	0	0	0	1.0	0	0	0	0	0	0	0.7	
UC DAVIS	11/18/18		17	2-3	.667	1-2	.500	0-0	.000	0	5	5	2.0	3	2	0	0	1	5	1.8	
at Indiana	11/20/18		16	0-2	.000	0-2	.000	0-0	.000	1	1	2	2.0	0	0	0	0	0	0	1.4	
at Arkansas	11/23/18		7	0-1	.000	0-1	.000	1-3	.333	0	0	0	1.7	1	2	0	0	1	1	1.3	
at Tulsa	11/27/18		3	0-1	.000	0-0	.000	0-0	.000	2	2	4	2.0	0	0	0	0	0	0	1.1	
UT RIO GRANDE VALLEY	12/01/18	*	18	1-3	.333	0-2	.000	2-2	1.000	0	3	3	2.1	3	0	1	1	1	4	1.5	
at Missouri	12/04/18		24	3-6	.500	2-4	.500	0-0	.000	0	3	3	2.2	2	1	2	0	0	8	2.2	
at North Texas	12/08/18	*	19	1-1	1.000	0-0	.000	0-0	.000	0	3	3	2.3	0	0	4	1	1	2	2.2	
at GONZAGA	12/18/18		10	1-2	.500	1-2	.500	0-0	.000	0	1	1	2.2	1	0	0	0	0	3	2.3	
at Cal Poly	12/21/18		11	1-2	.500	1-2	.500	0-0	.000	0	0	0	2.0	1	1	0	0	0	3	2.3	
at Texas	12/28/18		17	2-3	.667	0-1	.000	0-0	.000	0	0	0	1.9	0	1	0	1	0	4	2.5	
GEORGIA STATE	01/03/19		22	1-3	.333	0-2	.000	0-0	.000	0	0	0	1.7	2	1	0	1	0	2	2.4	
GEORGIA SOUTHERN	01/05/19	*	23	0-4	.000	0-3	.000	0-0	.000	0	4	4	1.9	1	3	1	0	0	0	2.3	
at Appalachian State	01/10/19		23	3-4	.750	2-2	1.000	0-0	.000	3	3	6	2.1	1	3	0	1	0	8	2.6	
at Coastal Carolina	01/12/19		14	0-0	.000	0-0	.000	0-0	.000	0	0	0	2.0	0	1	1	0	0	0	2.5	
ARKANSAS STATE	01/17/19		15	1-1	1.000	0-0	.000	3-4	.750	0	3	3	2.1	0	0	2	0	0	5	2.6	
LITTLE ROCK	01/19/19		18	2-2	1.000	0-0	.000	0-0	.000	0	2	2	2.1	1	4	0	0	1	4	2.7	
Totals			3	279	19-47	.404	7-30	.233	6-9	.667	6	33	39	2.1	16	19	11	6	5	51	2.7

Season	GP-GS	Min/Avg	Total FG-FGA Pct	3-Ptr FG-FGA Pct	F-Throws FT-FTA Pct	Rebounds Off Def Tot Avg	PF FO A TO Blk Stl	Pts Avg
2018-19	19-3	279/14.7	19-47 .404	7-30 .233	6-9 .667	6 33 39 2.1	16 0 19 11 6 5	51 2.7
Total	19-3	279/14.7	19-47 .404	7-30 .233	6-9 .667	6 33 39 2.1	16 0 19 11 6 5	51 2.7



# 22 | TIANDRE JACKSON-YOUNG

Jr. G 6-3 195 Marshall, TX Tyler JC Marshall HS

## RECORD PERFORMANCES

### POINTS

Career 28 @ San Jacinto-Central (1/10/18)  
Season 18 @ Cal Poly (12/21/18)  
Sun Belt 16 @ Coastal Carolina (1/12/19)

### REBOUNDS

Career 11 vs. UC Davis (11/18/18)  
Season 11 vs. UC Davis (11/18/18)  
Sun Belt 5 vs. Arkansas State (1/17/19)

### ASSISTS

Career 4 vs. Houston CC (12/31/17)  
Season 3, 2x, Last vs. Little Rock (1/19/19)  
Sun Belt 3, 2x, Last vs. Little Rock (1/19/19)

### STEALS

Career 3 vs. Lamar State-Port Arthur (3/8/18)  
Season 2 @ Cal Poly (12/21/18)  
Sun Belt 1, 3x, Last vs. Arkansas State (1/17/19)

### FIELD GOALS MADE

Career 11 @ San Jacinto-Central (1/10/18)  
Season 7 @ Cal Poly (12/21/18)  
Sun Belt 5, 2x, Last @ Coastal Carolina (1/12/19)

### FIELD GOALS ATTEMPTED

Career 18 @ San Jacinto-Central (1/10/18)  
Season 11, 2x, Last @ Cal Poly (12/21/18)  
Sun Belt 7, 3x, Last vs. Little Rock (1/19/19)

### FREE THROWS MADE

Career 7 @ Lee (1/5/18)  
Season 2, 3x, Last vs. Arkansas State (1/17/19)  
Sun Belt 2, 2x, Last vs. Arkansas State (1/17/19)

### FREE THROWS ATTEMPTED

Career 7 @ Lee (1/5/18)  
Season 3 vs. Georgia Southern (1/5/19)  
Sun Belt 3 vs. Georgia Southern (1/5/19)

### 3-POINT FIELD GOALS MADE

Career 8 @ Paris (2/18/17)  
Season 5 @ Coastal Carolina (1/12/19)  
Sun Belt 5 @ Coastal Carolina (1/12/19)

### 3-POINT FIELD GOALS ATTEMPTED

Career 12 @ Paris (2/18/17)  
Season 7 @ #8 Gonzaga (12/18/18)  
Sun Belt 6 @ Coastal Carolina (1/12/19)

### MINUTES

Career 39 vs. San Jacinto-Central (3/9/18)  
Season 34, 2x, Last vs. Arkansas State (1/17/19)  
Sun Belt 34 vs. Arkansas State (1/17/19)

## MISCELLANEOUS

	Year	Career
Double-Figure Points	5	39
20+ Points		4
Double-Doubles		
5+ Rebounds	6	14
Double-Figure Assists		
Games W/ A Steal	8	30

## CAREER STATS

## 2018-19 NOTEWORTHY

Three-straight double-figure point games from North Texas-Cal Poly ... career-high 11 rebounds against UC Davis ... then-season-high 12 points at North Texas on 3-4 from 3-point range (five 3s on the year entering that game) ... season-best 18 points at Cal Poly ... all 14 points on 4-5 from 3-point range came in the 2nd half at Appalachian State ... followed it up with a season-high 5-6 from 3 at Coastal Carolina ... increased his 3-point percentage from 32.5 before those two games to a team-best 43.1 (now 39.7).

## AS A SOPHOMORE AT TYLER (TEXAS) JUNIOR COLLEGE (2017-18)

Earned all-tournament honors at the Region XIV championships ... scored in double figures 20 times with high of 28 points in a loss at San Jacinto-Central.

## AS A FRESHMAN AT TYLER (TEXAS) JUNIOR COLLEGE (2016-17)

Shot a Region XIV-leading 48 percent from behind the 3-point arc.

Also participated in track and field in high school; finished in 2nd place at the 2016 UIL Class 5A state championships in the long jump.

## GAME-BY-GAME STATS

Opponent	Date	gs	min	Total		3-Point		F-Throw		Rebounds			pf	a	to	blk	stl	pts	avg	
				fg	fg%	3fg	3fg%	ft	ft%	off	def	tot								avg
TEXAS-TYLER	11/06/18		18	0-3	.000	0-2	.000	0-0	.000	1	1	2	2.0	2	0	0	0	0	0.0	
NORTHERN IOWA	11/10/18		24	3-5	.600	1-2	.500	0-2	.000	4	3	7	4.5	2	1	2	0	7	3.5	
TEXAS A&M-CORPUS CHRISTI	11/16/18		22	2-6	.333	0-3	.000	0-2	.000	2	3	5	4.7	4	0	0	0	4	3.7	
UC DAVIS	11/18/18	*	34	2-6	.333	1-2	.500	1-2	.500	6	5	11	6.3	3	1	1	1	0	6	4.3
at Indiana	11/20/18	*	25	1-3	.333	0-2	.000	0-0	.000	0	0	0	5.0	4	0	0	0	1	2	3.8
at Arkansas	11/23/18		26	2-5	.400	2-5	.400	0-0	.000	0	2	2	4.5	1	0	0	1	0	6	4.2
at Tulsa	11/27/18		15	2-4	.500	0-0	.000	0-0	.000	1	4	5	4.6	0	0	1	0	0	4	4.1
UT RIO GRANDE VALLEY	12/01/18		23	2-5	.400	0-0	.000	0-0	.000	1	1	2	4.3	2	0	1	0	1	4	4.1
at Missouri	12/04/18		14	2-3	.667	1-1	1.000	0-0	.000	0	0	0	3.8	1	0	1	0	0	5	4.2
at North Texas	12/08/18	*	25	4-8	.500	3-4	.750	1-1	1.000	0	3	3	3.7	0	0	1	0	0	12	5.0
at GONZAGA	12/18/18	*	25	4-11	.364	2-7	.286	0-0	.000	1	2	3	3.6	1	0	0	0	1	10	5.5
at Cal Poly	12/21/18	*	29	7-11	.636	2-3	.667	2-2	1.000	1	3	4	3.7	0	1	1	1	2	18	6.5
at Texas	12/28/18	*	29	1-8	.125	0-5	.000	0-0	.000	2	3	5	3.8	1	1	2	0	1	2	6.2
GEORGIA STATE	01/03/19	*	11	0-3	.000	0-2	.000	0-0	.000	0	1	1	3.6	1	0	0	0	0	0	5.7
GEORGIA SOUTHERN	01/05/19		19	2-4	.500	1-2	.500	2-3	.667	0	1	1	3.4	2	0	1	0	1	7	5.8
at Appalachian State	01/10/19	*	14	5-7	.714	4-5	.800	0-0	.000	1	0	1	3.3	3	0	0	0	0	14	6.3
at Coastal Carolina	01/12/19	*	28	5-7	.714	5-6	.833	1-1	1.000	0	1	1	3.1	4	3	0	0	1	16	6.9
ARKANSAS STATE	01/17/19	*	35	3-8	.375	0-4	.000	2-2	1.000	1	4	5	3.2	2	1	0	1	1	8	6.9
LITTLE ROCK	01/19/19	*	23	1-7	.143	1-3	.333	0-0	.000	0	1	1	3.1	3	3	0	0	0	3	6.7
Totals		11	439	48-114	.421	23-58	.397	9-15	.600	21	38	59	3.1	36	11	11	4	9	128	6.7

Season	GP-GS	Min/Avg	Total		3-Ptr		F-Throws		Rebounds										Pts	Avg
			FG-FGA	Pct	FG-FGA	Pct	FT-FTA	Pct	Off	Def	Tot	Avg	PF	FO	A	TO	Blk	Stl		
2016-17	29-0	0/0.0	98-216	.454	61-127	.480	22-32	.688	10	35	45	1.6	31	0	15	34	3	14	279	9.6
2017-18	33-4	0/0.0	135-301	.449	48-141	.340	59-77	.766	16	99	115	3.5	39	0	24	34	6	13	377	11.4
2018-19	19-11	439/23.1	48-114	.421	23-58	.397	9-15	.600	21	38	59	3.1	36	0	11	11	4	9	128	6.7
Total	81-15	439/5.4	281-631	.445	132-326	.405	90-124	.726	47	172	219	2.7	106	0	50	79	13	36	784	9.7

# 23 | PATRICK MWAMBA

mm-WAMBA  
@patrick29856225  
@patrick\_kzmwamba

Fr. F 6-5 188 Bukava, Congo NBA Academy Africa Keur Madior International HS

## RECORD PERFORMANCES

### POINTS

Career 13 vs. UT Tyler (11/6/18)  
Season Same As Career  
Sun Belt 2, 3x, Last @ Coastal Carolina (1/12/19)

### REBOUNDS

Career 9 @ Missouri (12/4/18)  
Season Same As Career  
Sun Belt 3 @ Coastal Carolina (1/12/19)

### ASSISTS

Career 3 @ Tulsa (11/27/18)  
Season Same As Career  
Sun Belt 2 vs. Georgia State (1/3/19)

### STEALS

Career 4 vs. UT Tyler (11/6/18)  
Season Same As Career  
Sun Belt

### FIELD GOALS MADE

Career 5 vs. UT Tyler (11/6/18)  
Season Same As Career  
Sun Belt 1, 3x, Last @ Coastal Carolina (1/12/19)

### FIELD GOALS ATTEMPTED

Career 9 @ #8 Gonzaga (12/18/18)  
Season Same As Career  
Sun Belt 3 @ Appalachian St. (1/10/19)

### FREE THROWS MADE

Career 4 vs. UTRGV (12/1/18)  
Season Same As Career  
Sun Belt 1 @ Appalachian St. (1/10/19)

### FREE THROWS ATTEMPTED

Career 5 vs. UT Tyler (11/6/18)  
Season Same As Career  
Sun Belt 2 @ Appalachian St. (1/10/19)

### 3-POINT FIELD GOALS MADE

Career 2 @ North Texas (12/8/18)  
Season Same As Career  
Sun Belt

### 3-POINT FIELD GOALS ATTEMPTED

Career 4, 2x, Last @ Cal Poly (12/21/18)  
Season Same As Career  
Sun Belt 2 @ Appalachian St. (1/10/19)

### MINUTES

Career 26, 2x, Last @ Cal Poly (12/21/18)  
Season Same As Career  
Sun Belt 13 @ Coastal Carolina (1/12/19)

## MISCELLANEOUS

	Year	Career
Double-Figure Points	1	1
20+ Points		
Double-Doubles		
5+ Rebounds	3	3
Double-Figure Assists		
Games W/ A Steal	8	8

## CAREER STATS

HAS NOT PLAYED THE LAST TWO GAMES (FOOT)

### 2018-19 NOTEWORTHY

Multiple steals in five games ... 13 points and five rebounds in his collegiate debut versus UT Tyler ... returned to the UTA lineup at Arkansas after missing nearly three full games with an ankle injury ... career-high nine rebounds at Missouri; entered the game with 15 total boards on the year ... made his first two career 3-pointers at North Texas.

### HIGH SCHOOL

Became the first NBA Academy Africa graduate to sign with an D-I school and just fourth overall from the seven worldwide NBA Academies. The elite training academy in Senegal is a partnership between the NBA and non-profit SEED Project (Sports for Education and Economic Development), which uses basketball as a platform to engage youth in academic, athletic and leadership programs.

He participated in the first NCAA-sponsored Next Generation Sunday at the 2018 Final Four. The event was designed to provide unprecedented opportunities for potential future student-athletes, and that is exactly what transpired for UTA and Mwamba.

## GAME-BY-GAME STATS

Opponent	Date	gs	min	Total		3-Point		F-Throw		Rebounds				pf	a	to	blk	stl	pts	avg	
				fg-fga	fg%	3fg-fga	3fg%	ft-fa	ft%	off	def	tot	avg								
TEXAS-TYLER	11/06/18	*	20	5-7	.714	0-1	.000	3-5	.600	1	4	5	5.0	2	0	0	0	4	13	13.0	
NORTHERN IOWA	11/10/18	*	17	3-3	1.000	0-0	.000	0-0	.000	0	1	1	3.0	4	2	2	0	1	6	9.5	
TEXAS A&M-CORPUS CHRISTI	11/16/18	*	3	1-1	1.000	0-0	.000	0-0	.000	1	0	1	2.3	0	0	0	0	0	2	7.0	
at Arkansas	11/23/18	*	16	1-4	.250	0-3	.000	1-2	.500	1	2	3	2.5	4	0	1	0	0	3	6.0	
at Tulsa	11/27/18	*	24	1-6	.167	0-1	.000	1-2	.500	1	3	4	2.8	1	3	4	1	3	3	5.4	
UT RIO GRANDE VALLEY	12/01/18	*	23	0-2	.000	0-2	.000	4-4	1.000	0	1	1	2.5	3	1	2	1	1	4	5.2	
at Missouri	12/04/18	*	26	1-4	.250	0-1	.000	1-4	.250	4	5	9	3.4	2	1	3	0	2	3	4.9	
at North Texas	12/08/18	*	19	2-4	.500	2-2	1.000	0-2	.000	1	5	6	3.8	1	0	1	0	2	6	5.0	
at GONZAGA	12/18/18	*	19	1-9	.111	0-3	.000	0-0	.000	0	0	0	3.3	1	1	1	0	3	2	4.7	
at Cal Poly	12/21/18	*	26	1-4	.250	1-3	.333	1-4	.250	0	4	4	3.4	2	1	4	0	1	4	4.6	
at Texas	12/28/18	*	16	2-4	.500	0-0	.000	0-0	.000	0	1	1	3.2	2	0	2	0	0	4	4.6	
GEORGIA STATE	01/03/19	*	8	1-2	.500	0-0	.000	0-0	.000	1	0	1	3.0	3	2	0	0	0	2	4.3	
GEORGIA SOUTHERN	01/05/19	*	12	1-2	.500	0-1	.000	0-0	.000	1	1	2	2.9	2	0	1	0	0	2	4.2	
at Appalachian State	01/10/19	*	12	0-3	.000	0-2	.000	1-2	.500	0	2	2	2.9	0	0	1	0	0	1	3.9	
at Coastal Carolina	01/12/19	*	12	1-2	.500	0-1	.000	0-0	.000	1	2	3	2.9	4	1	2	0	0	2	3.8	
Totals			6	253	21-57	.368	3-20	.150	12-25	.480	12	31	43	2.9	31	12	24	2	17	57	3.8

Season	GP-GS	Min/Avg	Total		3-Ptr		F-Throws		Rebounds				PF	FO	A	TO	Blk	Stl	Pts	Avg
			FG-FGA	Pct	FG-FGA	Pct	FT-FTA	Pct	Off	Def	Tot	Avg								
2018-19	15-6	253/16.9	21-57	.368	3-20	.150	12-25	.480	12	31	43	2.9	31	0	12	24	2	17	57	3.8
Total	15-6	253/16.9	21-57	.368	3-20	.150	12-25	.480	12	31	43	2.9	31	0	12	24	2	17	57	3.8



## OGDEN'S FIRST SIGNING CLASS



A 6-5, 195-pound forward who hails just down the road from Arlington in Kennedale, Jones will graduate from Kennedale High School next spring and then join the alma mater of his mother, Dr. Yvette Wingate – a former UTA volleyball and track standout.

**Bio Blast:** Entering his senior season he is ranked as the 41st-best player in the state by Texas Hoops ... averaged 15.6 points per game and connected at a 49-percent clip from the floor last year, leading Kennedale to the second round of the state playoffs ... as a sophomore he was named the District MVP, All-Region First Team and Team Co-MVP ... that same year he also set the school record for offensive rebounds in a game with 12 against Burkburnett ... his high school coach is UTA alumnus Doug Groff, and he plays his AAU ball for Dallas Showtyme under coach 'Big E' Erven Davis.

**Ogden's Thoughts:** "Tre is an extremely versatile athlete with a high basketball IQ. He fits well into our style, how we want to play and what we as a program want to be about."

Sparling will bring his talents to DFW from the Pacific Northwest as the Washington native is currently a redshirt sophomore at the College of Southern Idaho. Sparling possesses a big, strong 6-7, 230-pound frame and spent his freshman and redshirt freshman seasons at Division-II Central Washington before transferring to the junior college.

**Bio Blast:** In 19 games so far this year at Southern Idaho, he has started every contest and is averaging 8.8 points and 4.4 rebounds per contest ... transferred to Southern Idaho following his redshirt freshman season at Central Washington in 2017-18 where he averaged 6 points and 3.9 rebounds ... averaged 20 points, 17 rebounds and 5 assists per game as a high school senior, earning First Team All-State honors ... coached at Southern Idaho by Jared Phay.

**Ogden's Thoughts:** "Coleman possesses a high basketball IQ and is very skilled. He creates an inside-out mismatch which gives us a dynamic playmaker."

An explosive 6-3, 175-pound guard from South Florida, Griffin will join the Mavs as a freshman upon graduating next spring from Westminster Academy in Fort Lauderdale.

**Bio Blast:** Averaged 17.1 points, 4.8 rebounds and 4.6 assists per game last year as a junior, helping lead his school to back-to-back state championships and third state final game appearance in a row ... all-tournament team member from the state tournament ... all-county selection by the Miami Herald and Sun Sentinel ... competed in the prestigious Kreul Classic and MAIT (Montverde Academy Invitational Tournament) featuring some of the best high school teams in the nation and state of Florida ... coached by Ehren Wallhoff at Westminster.

**Ogden's Thoughts:** "Sam gives us a true point guard – he's got a point-guard mentality and possesses a point-guard feel. He's also got a very high basketball IQ, and he's simply a winner."

# SEASON BOX SCORES

## UT TYLER

UT Tyler - 66		Record: 0-0														
NO.	Name	Min	FG	3P	FT	Rebounds	Fouls	TP	AS	TO	ST	Blocks	BA	BA	BA	BA
11	Xavier Fogle	F 17:37	3-8	0-3	2-2	1 2 3	3 1	8	2	0	0	0	1	-19		
0	Cameron Frank	G 12:03	1-2	0-1	0-0	0 2 2	2 1	2	1	1	0	0	0	-4		
4	Omar Mohamed	G 20:28	4-6	1-3	0-1	1 3 4	2 2	9	1	2	0	2	0	-14		
10	Davis Moore	G 17:51	1-4	1-3	0-0	0 1 1	3 1	3	2	4	1	0	1	-27		
2	Tyrick Bennett	15:15	0-2	0-0	0 2 1	3 0	1 0	0	2	0	0	0	0	-13		
3	Jared Jenkins	14:42	1-3	1-3	0-0	0 2 2	1 0	3	2	1	0	0	0	-5		
14	Chris Craig	17:37	3-6	1-3	0-0	0 0 0	2 4	10	2	1	1	0	1	1		
15	Corbin Stephens	08:43	0-2	0-2	0-0	1 1 1	2 1	0	0	3	0	0	1	-6		
1	Brad Mason	11:32	2-5	1-2	2-2	0 2 2	1 1	7	4	1	0	0	0	-10		
5	Kaelin Love	10:41	2-3	0-0	0 2 1	3 1	0 4	0	1	0	1	0	1	-14		
12	Trey Teal	08:30	1-3	0-1	0-0	0 2 0	2 1	0	2	1	0	0	0	4		
13	Montee Randle	07:39	1-1	0-1	0-0	1 1 2	0 0	3	1	1	0	1	0	7		
20	Darius Alford	19:34	2-9	1-4	2-3	0 4 4	2 2	7	1	3	1	0	0	-15		
21	Lense Ramey	12:51	2-4	1-3	0-0	0 2 2	0 1	5	0	2	0	0	0	-6		
23	Deven Banitt	04:57	1-3	1-3	0-0	0 0 0	0 0	0	0	0	0	0	0	1		
Team						0 0 0		0	1							
Totals			24-61	9-32	9-12	9 22 31	20 15	66	16	24	3	4	4	-24		

Technical Fouls: NONE

UT Arlington - 90		Record: 1-0														
NO.	Name	Min	FG	3P	FT	Rebounds	Fouls	TP	AS	TO	ST	Blocks	BA	BA	BA	BA
23	Patrick Mwamba	F 20:50	5-7	0-1	3-5	1 4 5	2 3	13	0	0	4	0	0	29		
0	Brian Warren	G 16:31	2-7	1-3	6-7	1 1 2	4 5	11	2	1	0	0	0	-3		
4	David Azore	G 21:28	4-12	1-3	6-7	3 3 6	0 4	15	1	1	1	0	0	25		
5	Edric Dennis	G 22:16	8-14	2-4	2-2	2 1 3	1 3	20	4	1	1	0	1	19		
10	Radshad Davis	G 24:21	5-9	2-5	1-1	2 4 6	2 1	13	1	2	2	1	0	30		
11	Ike Durham	03:12	0-0	0-0	0-0	0 0 0	0 0	0	0	0	0	0	0	-5		
3	Ayoub Nohi	13:02	1-2	0-1	0-0	0 0 0	0 0	3	2	1	0	0	0	1		
22	TiAndre Jackson-Young	18:33	0-3	0-2	0-0	1 1 2	2 0	0	0	0	0	0	0	-13		
13	Jabari Narcis	17:02	3-7	0-2	0-0	2 9 11	0 0	6	0	3	2	2	2	5		
2	DJ Bryant	23:29	1-2	0-1	3-4	1 3 4	0 4	5	5	2	2	1	0	30		
15	Scott Muirhead	03:26	1-2	1-2	0-0	0 0 0	0 0	0	0	0	0	0	0	1		
21	Pedro Castro	15:47	1-6	0-4	0-0	0 3 3	0 0	2	0	0	0	1	0	4		
30	Patrick Binzer	00:03	0-0	0-0	0-0	0 0 0	0 0	0	0	0	0	0	0	-3		
Team						0 0 0		0	2							
Totals			31-71	7-28	21-26	13 29 42	16 20	90	14	13	12	4	4	24		

Technical Fouls: Durham 2; 8:30

UT Arlington - 90		Record: 1-0														
NO.	Name	Min	FG	3P	FT	Rebounds	Fouls	TP	AS	TO	ST	Blocks	BA	BA	BA	BA
23	Patrick Mwamba	F 20:50	5-7	0-1	3-5	1 4 5	2 3	13	0	0	4	0	0	29		
0	Brian Warren	G 16:31	2-7	1-3	6-7	1 1 2	4 5	11	2	1	0	0	0	-3		
4	David Azore	G 21:28	4-12	1-3	6-7	3 3 6	0 4	15	1	1	1	0	0	25		
5	Edric Dennis	G 22:16	8-14	2-4	2-2	2 1 3	1 3	20	4	1	1	0	1	19		
10	Radshad Davis	G 24:21	5-9	2-5	1-1	2 4 6	2 1	13	1	2	2	1	0	30		
11	Ike Durham	03:12	0-0	0-0	0-0	0 0 0	0 0	0	0	0	0	0	0	-5		
3	Ayoub Nohi	13:02	1-2	0-1	0-0	0 0 0	0 0	3	2	1	0	0	0	1		
22	TiAndre Jackson-Young	18:33	0-3	0-2	0-0	1 1 2	2 0	0	0	0	0	0	0	-13		
13	Jabari Narcis	17:02	3-7	0-2	0-0	2 9 11	0 0	6	0	3	2	2	2	5		
2	DJ Bryant	23:29	1-2	0-1	3-4	1 3 4	0 4	5	5	2	2	1	0	30		
15	Scott Muirhead	03:26	1-2	1-2	0-0	0 0 0	0 0	0	0	0	0	0	0	1		
21	Pedro Castro	15:47	1-6	0-4	0-0	0 3 3	0 0	2	0	0	0	1	0	4		
30	Patrick Binzer	00:03	0-0	0-0	0-0	0 0 0	0 0	0	0	0	0	0	0	-3		
Team						0 0 0		0	2							
Totals			31-71	7-28	21-26	13 29 42	16 20	90	14	13	12	4	4	24		

Technical Fouls: Durham 2; 8:30

## TEXAS A&M-CORPUS CHRISTI

Texas A&M-Corpus Christi - 73		Record: 3-1														
NO.	Name	Min	FG	3P	FT	Rebounds	Fouls	TP	AS	TO	ST	Blocks	BA	BA	BA	BA
35	Tony Lewis	F 30:05	9-15	0-1	0-0	0 6 6	3 0	18	0	2	0	0	0	16		
2	Myles Smith	G 28:31	9-15	1-1	2-2	4 2 6	2 2	21	1	1	0	0	2	6		
4	Jashawn Talton	G 19:37	1-3	0-1	0-0	2 5 7	3 5	2	1	2	0	0	1	0		
11	Kareem South	G 34:15	4-11	1-3	1-2	4 3 7	2 3	10	4	0	2	0	1	11		
22	Emmanuel Toney	G 22:34	3-7	2-3	4-6	1 4 5	0 0	4	12	8	1	3	1	-3		
1	Tre Gray	01:51	0-0	0-0	0-0	0 0 0	0 0	0	0	0	1	0	0	-5		
0	Kyle Brown	01:15	0-0	0-0	0-0	0 0 0	0 0	0	0	0	0	0	0	-2		
14	Elijah Schmidt	17:02	1-1	0-0	0-0	1 1 2	1 0	2	0	0	0	0	0	6		
23	Jalon Clark	04:17	0-1	0-1	0-0	0 0 0	0 0	0	0	0	0	0	0	-5		
15	Ishad Hunt	11:44	2-4	0-0	0-0	1 0 1	2 1	4	1	2	0	1	0	0		
45	Jake Babic	24:25	1-6	1-5	1-3	0 2 2	3 2	4	3	1	1	0	0	1		
Team						0 2 2		0	1							
Totals			30-63	5-15	8-13	13 25 38	17 17	73	18	11	6	2	5	6		

Technical Fouls: NONE

UT Arlington - 67		Record: 2-1														
NO.	Name	Min	FG	3P	FT	Rebounds	Fouls	TP	AS	TO	ST	Blocks	BA	BA	BA	BA
23	Patrick Mwamba	F 02:40	1-1	0-0	0-0	1 0 1	0 0	2	0	0	0	0	0	4		
0	Brian Warren	G 36:13	10-14	4-7	2-2	0 1 1	2 4	26	3	2	1	0	0	-5		
4	David Azore	G 28:02	3-14	0-5	4-4	1 1 2	4 4	10	1	4	1	0	2	-2		
5	Edric Dennis	G 26:42	2-10	1-7	3-6	3 4 7	0 3	8	1	3	0	0	0	-4		
10	Radshad Davis	G 32:45	1-8	0-6	0-0	2 5 7	0 0	2	0	0	1	3	0	-17		
3	Ayoub Nohi	09:46	1-1	0-0	1-2	0 2 2	1 1	3	0	1	0	0	0	7		
13	Jabari Narcis	17:37	1-2	0-1	1-1	0 2 2	2 1	3	0	0	1	2	0	6		
21	Pedro Castro	02:40	0-2	0-2	0-0	0 0 0	0 0	0	0	0	0	0	0	-3		
2	DJ Bryant	24:02	2-3	1-1	4-4	0 2 2	4 3	9	4	2	0	0	0	-7		
22	TiAndre Jackson-Young	19:33	2-6	0-3	0-2	2 3 5	4 1	4	0	0	0	0	0	-9		
Team						2 0 2		0	0							
Totals			23-61	6-32	15-21	11 20 31	17 17	67	9	12	4	5	2	-6		

Technical Fouls: NONE

	A&M-CC		UTA		Points from		A&M-CC		UTA		Period by Period Scoring			
Biggest lead	6 (2 <sup>nd</sup> 0:07)		12 (1 <sup>st</sup> 4:57)		Turnovers	7		10			1st	2nd	TOT	
Best Scoring Run	11 (2 <sup>nd</sup> 17:20)		6 (1 <sup>st</sup> 6:10)		Paint	38		22		A&M-CC	30	43	73	
Lead Changes	8		Second Chance	20		11		UTA	39		28	67		
Times Tied	7		Fast Breaks	9		10								
Time with Lead	05:55		29:18		Bench	10		19						





# SEASON BOX SCORES

## @ RV INDIANA

UT Arlington - 64

Record: 3-2

NO.	Name	Min	FG	3P	FT	Rebounds	Fouls	TP	AS	TO	ST	Blocks	BS	BA	+	-
3	Ayoub Nouhi	F 07:09	0-0	0-0	0-0	1	0	1	0	0	0	1	0	0	0	-7
0	Brian Warren	G 26:15	5-12	3-7	1-2	0	1	1	3	4	3	3	0	0	1	-11
2	DJ Bryant	G 24:17	0-1	0-1	0-0	0	0	0	1	2	0	3	1	5	0	-10
10	Radshad Davis	G 33:23	5-11	1-4	1-2	1	5	6	4	1	12	1	4	0	0	-15
22	TiAndre Jackson-Young	G 24:58	1-3	0-2	0-0	0	0	0	4	0	2	0	0	1	0	-11
5	Edric Dennis	31:08	6-15	3-10	4-4	0	1	1	1	2	19	0	4	1	0	-8
21	Pedro Castro	15:42	0-2	0-2	0-0	1	1	2	0	0	0	0	0	0	0	8
4	David Azore	24:00	4-8	0-1	2-2	0	1	1	4	2	10	0	4	2	0	-12
13	Jabari Narcis	13:08	3-4	1-2	0-0	3	4	7	4	1	7	0	0	0	1	-4
Team																
Totals			24-56	8-29	8-10	7	18	25	23	12	64	7	18	9	1	-14

Shooting By Period		
1st FG%	8-25	32.0%
3PT%	1-12	8.3%
FT%	5-6	83.3%
2nd FG%	16-31	51.6%
3PT%	7-17	41.2%
FT%	3-4	75%
GM FG%	24-56	42.9%
3PT%	8-29	27.6%
FT%	8-10	80.0%
Dead Ball Rebounds: 3, 1		

Technical Fouls: Coach 2<sup>nd</sup> 18:13

Indiana - 78

Record: 4-1

NO.	Name	Min	FG	3P	FT	Rebounds	Fouls	TP	AS	TO	ST	Blocks	BS	BA	+	-
3	Justin Smith	F 34:19	5-8	0-0	3-4	0	5	5	1	3	13	2	6	1	0	18
13	Juwan Morgan	F 35:37	9-11	0-0	5-9	6	4	10	3	7	23	4	3	2	3	10
0	Romeo Langford	G 34:25	7-14	0-3	2-2	3	5	8	1	4	16	2	4	1	1	0
1	Ajamir Durham	G 31:09	2-6	1-4	1-1	0	0	0	0	1	6	1	1	0	0	7
10	Rob Phinisee	G 38:36	4-9	0-1	0-0	0	3	3	4	8	4	2	3	0	1	17
23	Damezi Anderson	17:47	3-4	1-2	0-0	0	1	1	3	0	7	2	1	0	0	9
55	Evan Fitzner	28:07	0-3	0-2	5-7	0	5	1	4	5	2	1	0	0	0	2
Team																
Totals			30-55	2-12	16-23	9	24	33	12	22	78	17	18	7	4	14

Shooting By Period		
1st FG%	16-30	53.3%
3PT%	1-10	10.0%
FT%	6-7	85.7%
2nd FG%	14-25	56.0%
3PT%	1-2	50.0%
FT%	10-16	62.5%
GM FG%	30-55	54.5%
3PT%	2-12	16.7%
FT%	16-23	69.6%
Dead Ball Rebounds: 4, 0		

Technical Fouls: NONE

		UTA	IND
Biggest lead	0 (1 <sup>st</sup> 20:00)	20 (2 <sup>nd</sup> 18:36)	
Best Scoring Run	6 (2 <sup>nd</sup> 16:47)	9 (1 <sup>st</sup> 1:36)	
Lead Changes	0		
Times Tied	0		
Time with Lead	00:00	38:04	

Points from Period Scoring		UTA	IND
Turnovers	12	15	
Paint	26	52	
Second Chance	7	11	
Fast Breaks	6	25	
Bench	36	12	

Period by Period Scoring		1st	2nd	TOT
UTA	22	42	64	
IND	39	39	78	

1-Point Game With 6 Minutes Remaining After UTA Cut A 20-Point 2nd-Half Deficit Down.

## @ TULSA

UT Arlington 58 • 3-4

		Total	3-Ptr			Rebounds								
##	Player	FG-FGA	FG-FGA	FT-FTA	Off	Def	Total	PF	TP	A	TO	Blk	Stl	Min
13	Narcis, Jabari	f 2-2	0-0	0-0	1	2	3	0	4	0	0	0	0	17
23	Mwamba, Patrick	f 1-6	0-1	1-2	1	3	4	1	3	3	4	1	3	24
00	Warren, Brian	g 5-13	2-7	3-4	0	3	3	2	15	7	1	0	1	31
04	Azore, David	g 2-4	0-2	0-0	0	1	1	1	4	1	3	0	0	14
05	Dennis, Edric	g 4-9	1-5	1-2	1	2	3	0	10	1	2	0	0	24
02	Bryant, DJ	g 0-2	0-2	2-2	1	3	4	2	2	3	0	0	1	16
03	Nouhi, Ayoub	g 0-1	0-1	0-2	0	0	0	1	0	0	1	0	0	10
10	Davis, Radshad	g 5-11	0-2	0-0	2	1	3	1	10	0	1	0	0	24
20	Ibarguen, Andres	g 2-6	0-0	2-3	2	3	5	2	6	0	1	2	1	22
21	Castro, Pedro	g 0-1	0-0	0-0	2	2	4	0	0	0	0	0	0	3
22	Jackson-Young, TiAndr	g 2-4	0-0	0-0	1	4	5	0	4	0	1	0	0	15
Team					6	1	7			2				
Totals		23-59	3-20	9-15	17	25	42	10	58	15	16	3	6	200

FG % 1st Half:	13-32	40.6%	2nd half:	10-27	37.0%	Game:	23-59	39.0%
3FG % 1st Half:	3-11	27.3%	2nd half:	0-9	0.0%	Game:	3-20	15.0%
FT % 1st Half:	2-4	50.0%	2nd half:	7-11	63.6%	Game:	9-15	60.0%

Tulsa 72 • 5-2

		Total	3-Ptr		Rebounds									
#	Player	FG-FGA	FG-FGA	FT-FTA	Off	Def	Tot	PF	TP	A	TO	Blk	Stl	Min
01	IGBANU, Martins	f 5-8	0-0	0-0	1	3	4	1	10	1	0	0	1	29
02	JEFFRIES, DaQuan	f 10-11	4-5	0-1	1	3	4	1	24	1	1	1	2	28
00	BARNES, Chris	g 2-7	0-0	0-0	0	1	1	1	4	0	4	0	0	16
04	TAPLIN, Sterling	g 2-7	0-2	0-2	0	3	3	4	4	4	3	0	0	25
05	KORITA, Lawson	g 4-9	2-5	0-0	2	3	5	1	10	2	0	0	2	36
03	JOINER, Elijah	g 3-5	3-4	2-2	0	1	1	3	11	4	0	0	4	23
10	SCOTT, Curran	g 1-4	0-0	0-0	0	1	1	1	2	2	1	0	1	18
23	MOORE, Zeke	g 0-3	0-0	0-0	0	0	0	0	0	0	0	0	0	2
41	HORNE, Jeriah	g 2-4	1-2	0-0	1	5	6	1	5	1	1	2	0	17
44	FALOKUN, Simon	g 0-1	0-0	2-2	1	1	2	0	2	0	0	1	0	6
Team					1	0	1							
Totals		29-59	10-18	4-7	7	21	28	13	72	15	10	4	10	200

FG % 1st Half:	13-33	39.4%	2nd half:	16-26	61.5%	Game:	29-59	49.2%
3FG % 1st Half:	5-9	55.6%	2nd half:	5-9	55.6%	Game:	10-18	55.6%
FT % 1st Half:	0-0	0.0%	2nd half:	4-7	57.1%	Game:	4-7	57.1%

Officials: Don Dally, Patrick Evans, Clarence Armstrong  
Technical fouls: UT Arlington-None. Tulsa-JOINER, Elijah 2.  
Attendance: 3107

Score by periods		1st	2nd	Total
UT Arlington		31	27	58
Tulsa		31	41	72

Points		In	Off	2nd	Fast	Bench
UTA		36	8	9	8	22
TLS		34	26	15	6	20

Last FG - UTA 2nd-02:52, TLS 2nd-01:34.  
Largest lead - UTA by 10 1st-12:00, TLS by 18 2nd-05:16.  
UTA led for 16:30. TLS led for 22:15. Game was tied for 01:15.

4-Point Game With 10 Minutes Remaining.

## @ RV ARKANSAS

UT Arlington 60 • 3-3

		Total		3-Ptr		Rebounds															
#	Player	FG	FGA	FG	FGA	FT	FTA	Off	Def	TP	PF	A	TO	Blk	Stl	Min					
13	NARCIS, JABARI	f 1-3	0-1	1-2	0-0	1	5	6	3	3	3	2	1	0	0	18					
00	WARREN, BRIAN	f 4-16	0-5	7-10	1	2	3	4	15	3	4	15	3	4	0	36					
02	BRYANT, DJ	f 0-2	0-2	0-0	0	0	0	0	5	0	0	0	0	0	0	18					
05	DENNIS, EDIC	f 5-14	4-9	5-6	0	5	5	4	19	0	3	0	3	0	1	20					
10	DAVIS, RADSHAD	f 1-3	0-0	0-0	1	3	4	2	2	0	2	0	1	0	1	24					
03	NOUHI, AYOUB	f 3-4	0-1	0-0	2	2	4	2	6	0	2	0	2	0	1	15					
04	AZORE, DAVID	f 1-3	0-0	3-4	0	5	5	5	2	4	1	0	1	0	1	20					
21	CASTRO, PEDRO	f 0-1	0-1	3-4	0	0	0	0	1	1	2	0	0	0	1	7					
22	JACKSON-YOUNG, TIANDR	f 2-5	2-5	0-0	0	2	2	1	6	0	0	0	1	0	1	26					
23	MWAMBA, PATRICK	f 1-4	0-3	1-2	1	2	3	4	3	0	1	0	1	0	0	16					
Team																					
Totals		18-55	6-27	18-27	9	27	36	34	60	7	19	2	8	2	8	200					
Game Totals																					
3P % 1st Half:		8-28	26.6%	2nd Half:	10-37	37.0%	Game:	18-55	32.7%	3rd Half:							10-37	37.0%	3rd Half:	10-37	37.0%
3P % 2nd Half:		4-16	25.0%	2nd Half:	10-37	37.0%	Game:	18-55	32.7%	3rd Half:							10-37	37.0%	3rd Half:	10-37	37.0%
FT % 1st Half:		6-11	54.5%	2nd Half:	12-16	75.0%	Game:	18-27	66.7%	3rd Half:							10-37	37.0%	3rd Half:	10-37	37.0%

Arkansas 78 • 4-1

		Total	3-Ptr	Rebounds										
#	Player	FG-FGA	FG-FGA	FT-FTA	Off	Def	TP	A	TO	Blk	Stl	Min		
02	Adrio Bailey	f 4-6	0-0	6-8	2	3	5	2	14	1	1	2	24	
10	Daniel Gafford	f 6-10	0-0	9-10	2	3	5	4	21	0	1	0	23	
01	Isaiah Joe	f 3-9	2-5	2-2	1	2	3	3	0	1	0	1	26	
05	Jalen Harris	f 3-6	0-1	8-11	0	3	3	1	14	6	1	0	31	
13	Mason Jones	f 0-5	0-3	4-4	1	4	5	4	0	2	0	0	25	
00	Desi Sills	f 1-3	0-2	1-3	1	0	1	1	3	2	4	0	15	
11	K. Embrey-Simpson	f 0-5	0-4	2-2	0	3	3	1	2	0	1	0	18	
15	Jonathan Holmes	f 0-1	0-0	0-0	0	0	0	0	0	0	0	0	1	
22	Gabe Osabuohien	f 0-1	0-0	0-2	1	2	5	0	2	2	2	1	13	
00	Ethan Henderson	f 0-0	0-0	0-0	0	2	2	1	0	1	0	0	2	
25	Jordan Phillips	0-2	0-1	2-2	0	1	1	0	2	0	0	0	4	
35	Reggie Chaney	4-7	0-0	0-2	2	6	8	3	8	0	3	1	0	
	Team				4	4	8							
	Totals	21-55	2-16	34-46	14	32	46	25	78	15	16	4	7	200

# SEASON BOX SCORES

## @ MISSOURI

UTA 45 • 3-6

#	Player	Total		3-Ptr		Rebounds		PF	TP	A	TO	Blk	Stl	Min
		FG-FGA	FG-FGA	FT-FTA	FT-FTA	Off	Def							
00	Warren, Brian	* 3-14	2-10	0-0	0 0 0	1	8	4	2	0	1	27		
04	Azore, David	* 0-4	0-0	0-0	0 1 1	2	0	1	3	0	1	19		
10	Davis, Radshad	* 2-3	0-1	2-2	1 4 5	1	6	1	3	1	1	27		
20	Ibarguen, Andres	* 4-7	0-0	1-3	2 4 6	1	9	1	4	1	0	26		
23	Mwamba, Patrick	* 1-4	0-1	1-4	4 5 9	2	3	1	3	0	2	26		
02	Bryant, DJ	1-1	0-0	0-0	0 0 0	1	2	2	1	0	1	13		
03	Nouhi, Ayoub	0-1	0-1	0-0	0 0 0	0	0	0	0	0	0	10		
13	Narcis, Jabari	2-3	0-0	0-0	0 1 1	2	4	0	2	0	0	14		
21	Castro, Pedro	3-6	2-4	0-0	0 3 3	2	8	1	2	0	0	24		
22	Jackson-Young, TiAndr	2-3	1-1	0-0	0 0 0	1	5	0	1	0	0	14		
Team					0 2 2									
Totals		18-46	5-18	4-11	7 20 27	13	45	11	21	2	6	200		

FG % 1st Half: 9-20 45.0% 2nd half: 9-26 34.6% Game: 18-46 39.1%  
 3FG % 1st Half: 2-7 28.6% 2nd half: 3-11 27.3% Game: 9-18 27.8%  
 FT % 1st Half: 1-2 50.0% 2nd half: 3-9 33.3% Game: 4-11 36.4%

Mizzou 65 • 5-3

#	Player	Total		3-Ptr		Rebounds		PF	TP	A	TO	Blk	Stl	Min
		FG-FGA	FG-FGA	FT-FTA	FT-FTA	Off	Def							
04	PICKETT, Javon	* 4-9	2-6	0-0	2 3 5	0	10	2	2	1	1	26		
13	SMITH, Mark	* 2-4	1-2	0-0	0 2 2	3	5	1	3	0	1	18		
15	GEIST, Jordan	* 4-10	1-7	0-0	0 2 2	0	9	3	1	0	1	29		
23	TILMON, Jeremiah	* 2-4	0-0	6-6	3 9 12	5	10	1	4	1	0	21		
24	PURYEAR, Kevin	* 3-5	1-1	0-0	1 0 1	3	7	1	2	0	1	20		
00	WATSON, Torrence	4-9	3-6	1-2	1 0 1	1	12	0	0	1	1	29		
01	PINSON, Xavier	3-5	0-1	1-4	0 1 1	0	7	2	1	0	1	18		
05	SMITH, Mitchell	1-5	1-2	0-0	0 6 6	0	3	0	1	0	1	26		
14	NIKKO, Reed	0-1	0-0	2-4	2 1 3	1	2	0	0	0	1	13		
Team					1 1 2									
Totals		23-52	9-25	10-16	10 25 35	13	65	10	14	3	8	200		

FG % 1st Half: 14-28 50.0% 2nd half: 9-24 37.5% Game: 23-52 44.2%  
 3FG % 1st Half: 2-7 28.6% 2nd half: 3-11 27.3% Game: 9-18 27.8%  
 FT % 1st Half: 3-6 50.0% 2nd half: 7-10 70.0% Game: 10-16 62.5%

Officials: Doug Simmons, Jason Baker, Rob Rorke  
 Technical fouls: UTA-None. Mizzou-None.  
 Attendance: 9428

Score by periods	1st	2nd	Total
UTA	21	24	45
Mizzou	37	28	65

Points	In	Off	2nd	Fast	Bench
UTA	16	11	2	4	19
MIZ	22	17	7	4	24

Last FG - UTA 2nd-01:10, MIZ 2nd-02:22.  
 Largest lead - UTA by 2 1st-18:45, MIZ by 2 2nd-08:23.  
 UTA led for 01:45. MIZ led for 36:59. Game was tied for 01:15.

Score tied - 0 times.  
 Lead changed - 1 time.

## @ #9 GONZAGA

UT Arlington 55 • 3-8

#	Player	Total		3-Ptr		Rebounds		PF	TP	A	TO	Blk	Stl	Min
		FG-FGA	FG-FGA	FT-FTA	FT-FTA	Off	Def							
20	Ibarguen, Andres	r 0-2	0-0	0-0	2 2 4	4	0	0	0	0	1	18		
00	Warren, Brian	4-17	2-8	2-2	1 4 5	2	12	2	1	0	0	24		
04	Azore, David	0-3	0-0	2-2	0 2 2	2	2	0	5	0	0	15		
10	Davis, Radshad	2-6	1-3	2-2	1 5 6	2	7	2	0	0	1	24		
22	Jackson-Young, TiAndr	4-11	2-7	0-0	1 2 3	1	10	0	0	0	1	25		
02	Bryant, DJ	1-2	1-1	2-2	0 1 1	2	5	3	0	0	2	18		
03	Nouhi, Ayoub	0-0	0-0	0-0	0 1 1	0	0	0	1	0	0	4		
05	Dennis, Edric	3-14	1-8	1-3	0 1 1	3	8	3	1	0	2	26		
13	Narcis, Jabari	3-5	0-2	0-0	2 1 3	3	6	0	1	0	0	17		
21	Castro, Pedro	1-2	1-2	0-0	0 1 1	1	3	0	0	0	0	10		
23	Mwamba, Patrick	1-9	0-3	0-0	0 0 0	1	2	1	1	0	3	19		
Team					3 1 4									
Totals		19-71	8-34	9-11	10 21 31	21	55	11	11	0	10	200		

FG % 1st Half: 10-36 27.8% 2nd half: 9-35 25.7% Game: 19-71 26.8%  
 3FG % 1st Half: 5-17 29.4% 2nd half: 3-17 17.6% Game: 8-34 23.5%  
 FT % 1st Half: 5-6 83.3% 2nd half: 4-5 80.0% Game: 9-11 81.8%

Gonzaga 89 • 10-2

#	Player	Total		3-Ptr		Rebounds		PF	TP	A	TO	Blk	Stl	Min
		FG-FGA	FG-FGA	FT-FTA	FT-FTA	Off	Def							
15	CLARKE, Brandon	r 7-12	0-1	3-4	3 10 13	1	17	3	2	3	1	29		
21	HACHIMURA, Rui	r 8-11	0-1	4-5	3 8 11	1	20	2	3	1	2	26		
13	PERKINS, Josh	3-7	2-4	2-2	1 3 4	4	10	4	3	0	1	28		
23	NORVELL JR., Zach	4-9	1-6	0-0	0 5 5	3	9	4	2	0	1	28		
24	KISPERT, Corey	3-7	2-5	4-4	1 2 3	4	12	2	1	0	2	26		
02	BEACH, Jack	0-0	0-0	0-0	0 1 1	0	0	0	0	0	0	2		
03	PETRUSEV, Filip	3-6	0-2	8-9	0 3 3	1	14	2	1	3	0	17		
04	FOSTER JR., Greg	1-2	1-2	0-0	0 0 0	2	3	1	1	1	0	7		
10	LANG, Matthew	0-1	0-1	0-0	0 0 0	0	0	0	0	0	0	2		
11	AYAYI, Joel	2-3	0-1	0-1	0 2 2	1	4	0	1	0	0	12		
22	JONES, Jeremy	0-1	0-1	0-0	0 6 6	0	0	2	1	0	1	23		
Team					1 4 5									
Totals		31-59	6-24	21-25	9 44 53	17	89	20	15	8	8	200		

FG % 1st Half: 18-30 60.0% 2nd half: 13-29 44.8% Game: 31-59 52.5%  
 3FG % 1st Half: 3-9 33.3% 2nd half: 3-15 20.0% Game: 6-24 25.0%  
 FT % 1st Half: 9-11 81.8% 2nd half: 12-14 85.7% Game: 21-25 84.0%

Officials: Mike Reed, Michael Irving, Eric Curry  
 Technical fouls: UT Arlington-None. Gonzaga-PERKINS, Josh.  
 Attendance: 6000

Score by periods	1st	2nd	Total
UT Arlington	30	25	55
Gonzaga	48	41	89

Points	In	Off	2nd	Fast	Bench
UTA	16	15	7	9	24
GON	48	17	10	8	21

Last FG - UTA 2nd-05:00, GON 2nd-02:26.  
 Largest lead - UTA None, GON by 36 2nd-00:52.  
 UTA led for 00:00, GON led for 39:40. Game was tied for 00:20.

Score tied - 0 times.  
 Lead changed - 0 times.

## @ RV NORTH TEXAS

UT Arlington - 61

NO.	Name	Min	Total		3-Ptr		Rebounds		PF	TP	A	TO	Stl	Blk	Min
			FG-FGA	FG-FGA	FT-FTA	FT-FTA	Off	Def							
20	Andres Ibarguen	F 31:53	3-3	0-0	2-3	2 6 8	2	2	8	0	3	0	4	0	0
0	Brian Warren	G 26:14	5-12	3-6	2-4	0 3 3	5	2	15	1	2	0	0	0	3
4	David Azore	G 35:17	5-15	0-3	1-3	0 1 1	3	6	11	6	2	1	0	1	-8
21	Uindro Castro	G 19:01	1-1	0-0	0-0	0 3 3	0	1	2	0	4	1	1	0	-3
22	TiAndr Jackson-Young	G 24:14	4-8	3-4	1-1	0 3 3	0	1	12	0	1	0	0	1	2
3	Ayoub Nouhi	03:50	0-1	0-1	0-0	1 0 1	0	0	0	0	0	0	0	0	5
13	Jabari Narcis	05:27	0-0	0-0	0-0	0 0 0	2	0	0	0	0	0	0	0	2
10	Radshad Davis	21:11	2-7	0-1	0-0	5 2 7	1	2	4	4	3	0	0	0	4
23	Patrick Mwamba	19:07	2-4	2-2	0-2	1 5 6	1	2	6	0	1	2	0	0	-10
2	DJ Bryant	13:46	1-3	1-2	0-0	0 1 1	3	1	3	0	0	1	0	1	-5
Team						4 1 5									
Totals		23:54	9-19	6-13	13 25 38	17	17	61	11	16	5	5	3	-2	

North Texas - 63			Record: 10-1										Technical Fouls: NONE									
NO.	Name	Min	FG	3P	FT	Rebounds	Fouls	TP	AS	TO	ST	Blocks	+/-	Shooting By Period								
			M/A	M/A	M/A	OR	DR					B		1st FG	1st 3P	1st FT	1st 4P					
24	Zachary Simmons	F 30:48	4-9	0-1	0-1	6	4	10	2	2	8	1	1	0	0	2	4					
0	Ryan Woolridge	G 28:09	6-10	0-2	0-7	1	3	4	2	6	14	2	4	0	1	7	7					
2	Jordan Duffy	G 19:13	0-4	0-0	0-0	0	2	2	0	0	2	2	0	0	0	0	-12					
3	Roosevelt Smart	G 23:36	0-7	0-5	0-0	1	0	1	3	0	0	1	2	0	0	0	-14					
23	Michael Miller	G 23:10	6-12	1-3	4-4	0	3	3	2	2	17	0	1	0	2	2	11					
20	Tope Arikawa	06:48	2-2	0-0	0-0	1	1	2	0	1	4	0	0	0	0	0	-2					
55	DJ Draper	22:04	1-2	1-1	3-3	0	2	2	2	2	6	1	0	0	0	0	12					
1	Umoja Gibson	32:38	4-11	2-9	2-2	0	3	3	3	12	3	0	2	0	0	0	3					
10	Jahmiah Simmons	13:34	1-1	0-0	0-0	0	2	2	1	1	2	0	0	0	0	0	1					
Team						4	3	7		0	10	10										
Totals			24-58	4-25	11-17	13	23	36	17	63	10	4	4	3	5	2						
Dead Ball Rebounds: 2-0																						



# SEASON BOX SCORES

## @ TEXAS

### UT Arlington 56 • 4-9

#	Player	Total		3-Ptr		Rebounds			PF	TP	A	TO	Blk	Stl	Min
		FG	FGA	FG	FGA	FT	FTA	Off Def Tot							
20	Ibarguen, Andres	f	1-4	0-0	0-0	1	5	6	1	2	0	0	1	1	31
00	Warren, Brian	g	3-12	0-5	6-7	0	4	4	5	12	3	1	0	1	27
02	Bryant, DJ	g	0-1	0-1	0-0	0	1	1	4	0	0	2	0	0	17
25	Dennis, Edric	g	6-13	6-9	5-6	2	6	8	2	23	0	4	0	0	28
22	Jackson-Young, TiAnd	g	1-8	0-5	0-0	2	3	5	1	2	1	2	0	1	29
03	Nouhi, Ayoub	g	0-0	0-0	0-1	0	0	0	0	0	0	0	0	0	5
04	Azore, David	g	0-1	0-0	4-4	1	0	1	0	4	1	1	0	0	10
10	Davis, Radshad	g	2-2	1-1	0-0	1	3	4	5	1	2	0	0	0	15
13	Narcis, Jabari	g	0-0	0-0	0-0	0	1	1	1	0	0	0	2	0	5
21	Castro, Pedro	g	2-3	0-1	0-0	0	0	0	0	4	1	0	1	0	17
23	Mwamba, Patrick	g	2-4	0-0	0-0	0	1	1	2	4	0	2	0	0	16
Team						1	2	3							
Totals			17-48	7-22	15-18	8	26	34	20	56	7	14	4	3	200

FG % 1st Half: 8-25 32.0% 2nd half: 9-23 39.1% Game: 17-48 35.4% Deadball Rebounds 0,1  
3FG % 1st Half: 1-7 14.3% 2nd half: 6-15 40.0% Game: 7-22 31.8%  
FT % 1st Half: 9-10 90.0% 2nd half: 6-8 75.0% Game: 15-18 83.3%

### Texas 76 • 8-4

#	Player	Total		3-Ptr		Rebounds			PF	TP	A	TO	Blk	Stl	Min
		FG	FGA	FG	FGA	FT	FTA	Off Def Tot							
10	Hayes, Jaxson	f	2-2	0-0	0-0	0	4	4	4	4	0	0	2	1	16
21	Osetkowski, Dylan	f	2-10	0-1	0-0	5	3	8	1	4	1	0	0	0	16
02	Coleman III, Matt	g	4-5	1-2	0-0	0	1	1	4	9	3	0	0	0	25
12	Roach II, Kerwin	g	5-10	0-2	1-4	0	3	3	11	1	0	0	1	1	24
55	Mitrou-Long, Elijah	g	4-12	2-6	1-2	1	2	3	1	11	1	2	0	3	27
03	Ramey, Courtney	g	3-8	0-2	4-6	4	2	6	1	10	3	2	0	0	26
05	Hamm Jr., Royce	g	4-6	0-0	2-3	3	1	4	1	10	0	0	2	0	13
13	Febres, Jase	g	3-7	2-6	4-4	0	5	5	2	12	0	1	0	0	26
20	Sims, Jericho	g	0-0	0-0	0-0	0	1	1	1	0	0	0	0	0	11
33	Hepa, Kamaka	g	1-6	1-2	2-2	2	3	5	0	5	0	0	0	0	16
Team						0	1	1							
Totals			28-66	6-21	14-21	15	26	41	18	76	9	5	4	5	200

FG % 1st Half: 13-30 43.3% 2nd half: 15-36 41.7% Game: 28-66 42.4% Deadball Rebounds 3  
3FG % 1st Half: 2-13 15.4% 2nd half: 4-8 50.0% Game: 6-21 28.6%  
FT % 1st Half: 5-8 62.5% 2nd half: 9-13 69.2% Game: 14-21 66.7%

Officials: Paul Janssen, Antinio Petty, Byron Jarrett  
Technical fouls: UT Arlington-Dennis, Edric. Texas-None.  
Attendance: 9188

Score by periods	1st	2nd	Total
UT Arlington	26	30	56
Texas	33	43	76

	Points	In Paint	Off T/O	2nd Chance	Fast Break	Bench
UT Arlington	16	4	10	4	17	
Texas	36	19	10	0	37	

Last FG - UTA 2nd-01:59, UT 2nd-04:27.  
Largest lead - UTA None, UT by 27 2nd-06:03.  
UTA led for 00:00. UT led for 39:22. Game was tied for 00:28.

## GEORGIA SOUTHERN

### Georgia Southern - 77

NO.	Name	Min	FG		3P		Rebounds		Fouls	TP	AS TO ST		Blocks		+/-	Shooting By Period	
			MA	MA	FT	FT	OR	DR			PF	OF	BS	BA		1st FG	2nd FG
23	Simeon Carter	F	21:21	3-5	1-1	0-0	2	6	4	0	7	2	1	0	9	31%	42%
53	Isaiah Crawley	F	27:53	7-10	0-1	1-3	5	6	3	2	15	1	3	1	0	30%	
4	Tookie Brown	G	37:33	2-7	0-3	0-1	1	2	3	1	4	4	5	1	0	9	FT% 4-5 80%
13	Quan Jackson	G	36:20	6-13	5-9	4-5	0	6	6	3	3	21	3	2	0	1	61%
24	David-Lee Jones Jr.	G	26:21	1-6	1-4	8-8	2	1	3	1	5	11	4	3	2	1	3M% 4-8 50.0%
10	Calvin Wishart	09:09	1-1	1-1	0-0	0-0	0	0	0	1	3	3	1	0	0	0	FT% 15-18 83.3%
5	Trey Dawkins	15:47	0-1	0-1	4-4	1	1	2	5	3	4	0	0	0	2	0	GMFG% 25-40 62.5%
2	Elijah McCadden	25:36	5-6	0-1	2-2	0	5	5	2	1	12	0	2	0	0	0	3M% 8-21 38.1%
																	FT% 19-23 82.6%
																Dead Ball Rebounds	
Team							1	2	3		0	0					
Totals			25-49	8-21	19-23	8	28	36	20	77	15	15	5	3	1	13	

Shooting By Period	
1st FG%	12.28 42.9%
3PT%	4.13 30.8%
FT%	4.5 80%
2nd FG%	13.21 61.9%
3PT%	4.8 50.0%
FT%	15.18 83.3%
GM FG%	25.49 51.0%
3PT%	8.21 36.1%
FT%	19.23 82.6%

Dead Ball Rebounds: 2, 0

### UT Arlington - 64

NO.	Name	Min	FG		3P		FT		Rebounds		Fouls		TP	AS	TO	Blocks		+/-	Shooting By Period		
			M-A	A-A	M-A	A-A	OR	DR	PF	FTF	TP	AS				BS	ST		1st	2nd	3rd
20	Andres Ibarguen	F 20:57	4-4	0-0	3-8	5	1	6	2	7	11	2	1	0	0	0	0	-11	1st FG%	12-29	41.4%
2	DJ Bryant	G 17:18	0-1	0-1	0-0	0	1	1	3	1	0	2	1	0	2	0	0	-12	3PT%	5-15	33.3%
4	David Azore	G 21:50	3-10	0-2	4-5	0	4	4	2	4	10	1	3	0	0	0	1	-7	FT%	3-4	75%
10	Radshad Davis	G 21:30	2-6	1-3	1-2	2	2	4	1	2	6	0	2	2	0	0	0	-7	2nd FG%	10-32	31.3%
21	Pedro Castro	G 23:12	0-4	0-3	0-0	0	4	4	1	1	0	3	0	1	0	0	0	-8	3rd FG%	1-13	7.7%
13	Jabari Narcis	12:51	1-3	1-3	0-0	1	1	2	0	3	0	1	0	1	0	0	-5	FT%	11-18	61.1%	
0	Brian Warren	27:14	4-11	1-4	0-0	0	1	1	4	0	9	2	0	2	0	1	2	GMFG%	22-61	36.1%	
5	Edric Dennis	22:48	5-16	2-9	4-4	3	1	4	3	16	1	2	0	0	1	0	-5	3PT%	6-28	21.4%	
23	Patrick Mwamba	11:46	1-2	0-1	0-0	1	1	2	2	0	2	0	1	0	0	0	-6	FT%	14-22	63.6%	
22	TiAndre Jackson-Young	19:06	2-4	1-2	2-3	0	0	1	1	2	7	0	1	1	0	0	-3	Dead Ball Rebounds			
3	Ayoub Nouhi	01:28	0-0	0-0	0-0	0	0	0	0	0	0	0	0	0	0	0	1				
Team						4	1	5		0	0										
Totals				22-61	6-28	14-22	16	18	34	20	64	11	13	7	1	3	-13				

Shooting By Period	
1st FG%	12.29 41.4%
3PT%	5.15 33.3%
FT%	3.4 75%
2nd FG%	10.32 31.3%
3PT%	1.13 7.7%
FT%	11.18 61.1%
GM FG%	22.61 36.1%
3PT%	6.28 21.4%
FT%	14.22 63.6%

Dead Ball Rebounds: 3, 0

Biggest lead		GST	UTA
		17 (2nd 2:17)	10 (1st 10:14)
Best Scoring Run		7 (2nd 11:08)	6 (1st 14:06)
Lead Changes		3	
Times Tied		3	
Time with Lead		20:39	13:31

Points from Turnovers		GST	UTA
		17	15
Paint		34	28
Second Chance		8	15
Fast Breaks		21	7
Bench		19	37

Period by Period Scoring			
	1st	2nd	TOT
GST	32	45	77
UTA	32	32	64

### Georgia State - 63

No.	Name		Min	FG	M	3P	A	FT	Rebounds			PF	FO	TP	AS	TO	ST	Blocks	BB	+/-	
									DR	OR	TOT										
2	Maik Benlevi	F	35:52	3-7	2-6	2-2	0	5	5	5	4	4	10	1	1	2	2	0	0	4	
30	Jeff Thomas	F	30:04	2-5	1-4	2-3	2	4	6	5	2	8	0	5	0	0	0	0	0	0	
12	Kane Williams	G	29:53	1-4	0-0	5-10	0	5	5	4	7	7	7	4	1	3	1	0	0	9	
15	D'Marcus Simonds	G	38:25	3-10	0-2	9-14	0	3	3	4	7	15	1	4	1	2	1	5	0	5	
24	Devin Mitchell	G	23:38	3-8	3-7	2-2	0	0	0	1	1	11	3	3	2	0	0	0	10	0	
0	Kavonte Ivery		00:04	0-0	0-0	0-0	0	0	0	0	0	0	0	0	0	0	0	0	0	0	
10	Nelson Phillips		11:35	0-0	0-0	1-2	1	2	3	0	1	1	0	1	1	0	0	0	-2	0	
1	Damon Wilson		22:18	3-4	1-2	1-3	0	2	2	2	2	8	0	2	0	0	0	0	-1	0	
50	Jordan Tyson		08:11	1-1	0-0	1-2	0	0	0	0	4	0	3	0	1	0	0	0	0	0	
Team								2	5	7					0	1					
Totals					16-39	8-21	23-38	5	26	31	24	24	63	9	19	9	5	1	5		5

Technical Fouls: NONE

### UT Arlington - 58

NO.	Name	Min	Total		3-Ptr		Rebounds			PF	TP	A	TO
-----	------	-----	-------	--	-------	--	----------	--	--	----	----	---	----

# SEASON BOX SCORES

## @ COASTAL CAROLINA

UT Arlington 61 • 7-11 / 2-2

#	Player	Total			3-Ptr		Rebounds			PF	TP	A	TO	Blk	Stl	Min
		FG	FGA	FT	FGA	FTA	Off	Def	Tot							
20	Andres Ibarguen	f	0-3	0-1	0-0	3	4	7	1	0	0	2	1	1	30	
00	Brian Warren	g	2-8	0-3	4-5	0	2	2	4	8	1	2	0	0	17	
04	David Azore	g	2-7	0-1	1-2	0	5	5	1	5	2	1	0	0	28	
05	Edric Dennis	g	6-16	4-13	3-4	1	1	2	2	19	2	3	0	2	32	
22	TiAndre Jackson-Youn	g	5-7	5-6	1-1	0	1	1	4	16	3	0	0	1	28	
02	DJ Bryant		0-0	0-0	0-0	0	0	0	0	0	0	0	0	0	2	
03	Ayoub Nouhi		0-0	0-0	0-0	0	0	0	0	0	0	1	0	0	3	
10	Radshad Davis		4-7	2-5	1-2	3	3	6	1	11	1	0	1	1	24	
13	Jabari Narcis		0-2	0-1	0-0	0	4	4	0	0	0	0	1	0	10	
21	Pedro Castro		0-0	0-0	0-0	0	0	0	0	0	1	1	0	0	14	
23	Patrick Mwamba		1-2	0-1	0-0	1	2	3	4	2	1	2	0	0	12	
Team						0	0	0				2				
Totals			20-52	11-31	10-14	8	22	30	17	61	12	13	3	5	200	

FG % 1st Half: 10-26 38.5% 2nd half: 10-26 38.5% Game: 20-52 38.5% Deadball Rebounds: 2,1  
3FG % 1st Half: 6-16 37.5% 2nd half: 5-15 33.3% Game: 11-31 35.5%  
FT % 1st Half: 0-0 0.0% 2nd half: 10-14 71.4% Game: 10-14 71.4%

Coastal Carolina 58 • 7-10 / 1-3

		Total		3-Ptr		Rebounds											
#	Player	FG	FGA	FG	FGA	FT	FTA	Off	Def	Tot	PF	TP	A	TO	Blk	Stl	Min
11	Bamba, Amidou	f	2-4	0-0	3-4			0	4	4	5	7	1	1	0	0	24
40	Cuthbertson, Zac	f	5-10	1-1	6-6	2	2	2	4	2	17	1	0	0	0	0	32
04	Sanders, Ajay	g	2-6	1-4	0-2	2	2	2	4	3	5	0	1	0	1	0	28
13	Kralj, David	g	0-4	0-3	2-2			0	1	1	1	2	2	3	0	0	18
14	Brown, Trevion	g	0-1	0-1	0-0	0	0	0	0	0	0	0	0	0	0	0	4
00	Dibba, Ebrima		1-4	1-1	1-2	0	6	6	1	4	2	3	0	0	0	0	30
03	Jones, DeVante		5-8	1-3	0-2	1	5	6	2	11	5	2	0	0	0	0	22
10	Gumbs-Frater, Tyrell		3-6	3-4	1-2	0	1	1	2	10	0	1	0	1	0	1	21
15	Hippolyte, Isaac		0-0	0-0	0-0	0	1	1	0	0	0	0	0	0	0	0	5
33	Burton, Tommy		1-6	0-0	0-0	2	2	4	1	2	0	3	0	3	0	2	16
Team								0	0	0							
Totals			19-49	7-17	13-20	7	24	31	17	58	11	14	0	4	0	4	200

FG % 1st Half: 9-28 32.1% 2nd half: 10-21 47.6% Game: 19-49 38.8% Deadball Rebounds: 7,2  
3FG % 1st Half: 4-11 36.4% 2nd half: 3-6 50.0% Game: 7-17 41.2%  
FT % 1st Half: 4-6 66.7% 2nd half: 9-14 64.3% Game: 13-20 65.0%

Officials: Raymond Styons, Nathan Quick, Tim Gattis  
Technical fouls: UT Arlington-None. Coastal Carolina-None.  
Attendance: 989  
2018-19 Men's Basketball. Round: 0. Coastal Caro. vs UT Arlington. Played at .

Score by periods	1st	2nd	Total
UT Arlington	26	35	61
Coastal Carolina	26	32	58

**Radshad Davis Game-Winning 3-Pointer With 1.9 Seconds Remaining.**

## LITTLE ROCK

Little Rock - 73

Record: 7-12

NO.	Name	Min	FG			3P			FT			Rebounds			Fouls	TP	AS	TO	ST	Blocks	BA	+/-
			M-A	M-A	M-A	M-A	M-A	M-A	M-A	M-A	M-A	OR	DR	TOT								
20	Kamari Johnson	F	23:05	5-7	0-0	1-3	3	4	7	3	3	11	0	1	0	1	0	1	0	0	0	-3
22	Nikola Maric	F	33:46	2-7	1-1	3-4	2	6	8	3	4	8	1	0	1	0	1	0	1	0	0	-12
25	Horace Wyatt Jr.	F	03:34	0-1	0-0	0-0	0	0	0	0	1	0	0	1	0	0	0	0	0	0	0	-6
1	Markquis Nowell	G	34:42	8-13	4-7	1-3	0	0	0	4	4	21	7	1	3	0	0	0	0	0	0	-6
3	Rayton Tucker	G	30:39	4-7	2-4	5-6	1	2	3	4	5	15	0	3	2	0	0	0	0	0	0	-8
2	Deondre Burns	G	26:16	2-10	0-1	5-6	0	5	5	5	4	9	2	2	1	0	0	0	0	0	0	0
32	Kris Bankston	G	16:51	2-2	0-0	2-3	1	3	4	3	2	6	1	2	0	2	0	0	0	0	0	-4
11	Jaizec Lottie	G	27:55	1-7	0-4	1-2	0	1	1	3	3	3	2	0	2	0	0	0	0	0	0	0
10	Dani Koljanin	G	03:12	0-0	0-0	0-0	0	0	0	0	0	0	0	1	0	0	0	0	0	0	0	-2
Team																						
Totals			24-54	7-17	18-27	7	22	29	26	25	73	13	11	9	3	1	9	0	0	0	0	-9

Shooting By Period	
1st FG%	11-23 47.8%
3PT%	5-11 45.5%
FT%	11-13 84.6%
2nd FG%	13-31 41.9%
3PT%	2-6 33.3%
FT%	7-14 50%
GM FG%	24-54 44.4%
3PT%	7-17 41.2%
FT%	18-27 66.7%

Dead Ball Rebounds: 2, 0

UT Arlington - 82

Record: 8-11

NO.	Name	Min	FG			3P			FT			Rebounds			Fouls	TP	AS	TO	ST	Blocks	BA	+/-
			M-A	M-A	M-A	M-A	M-A	M-A	M-A	M-A	M-A	OR	DR	TOT								
3	Ayoub Nouhi	F	16:41	3-5	2-4	1-2	1	4	5	2	2	9	0	0	2	0	0	0	0	0	0	7
20	Andres Ibarguen	F	17:06	2-3	0-0	1-1	0	5	5	2	5	1	2	1	0	0	0	0	0	0	0	0
0	Brian Warren	G	26:43	3-7	0-2	6-6	0	3	3	3	3	12	3	3	0	0	0	0	0	0	0	1
5	Edric Dennis	G	32:26	7-12	3-4	15-17	1	3	4	3	10	32	3	4	1	0	1	12	0	0	0	12
22	TiAndre Jackson-Young	G	23:17	1-7	1-3	0-0	0	1	1	3	0	3	3	0	0	0	0	1	3	0	0	3
10	Radshad Davis	G	21:21	1-2	0-0	7-8	0	3	3	5	9	0	2	1	1	0	4	0	0	0	0	4
13	Jabari Narcis	G	19:53	1-2	0-0	2-3	0	1	1	2	2	4	0	2	0	0	0	0	0	0	0	7
21	Pedro Castro	G	18:00	2-2	0-0	0-0	0	2	2	1	0	4	4	0	1	0	0	0	0	0	0	1
4	David Azore	G	21:58	1-4	0-1	2-2	1	5	6	2	2	4	1	3	1	0	1	8	0	0	0	8
2	DJ Bryant	G	02:35	0-0	0-0	0-0	0	0	0	1	0	0	0	0	0	0	0	0	0	0	0	2
Team																						
Totals			21-44	6-14	34-39	5	30	35	25	26	82	15	16	7	1	3	9	0	0	0	0	0

Shooting By Period	
1st FG%	14-26 53.8%
3PT%	5-8 62.5%
FT%	16-18 88.9%
2nd FG%	7-18 38.9%
3PT%	1-6 16.7%
FT%	18-21 85.7%
GM FG%	21-44 47.7%
3PT%	6-14 42.9%
FT%	34-39 87.2%

Dead Ball Rebounds: 1, 0

LRT		UTA	
Biggest lead	0 (1st 20:00)	14 (2nd 19:15)	
Best Scoring Run	7 (2nd 15:42)	6 (1st 18:20)	
Lead Changes	0		
Times Tied	2		
Time with Lead	00:00	37:56	

Points from		LRT		UTA	
Turnovers	24	13			
Paint	26	24			
Second Chance	10	12			
Fast Breaks	21	11			
Bench	18	21			

Period by Period Scoring	
1st	38
2nd	35
TOT	73

## @ GEORGIA SOUTHERN

By holding Arkansas State to 59 points (Coastal Carolina 58 prior to that), it marked just the third time in program history the Mavs held consecutive Sun Belt foes under 60 points.

The previous occurrences:  
Jan. 18 & 23, 2014: Texas State (48), Troy (56)  
Jan. 19 & 22, 2015: Texas State (55), ULM (57)

Arkansas State - 59

Record: 8-10

No.	Name	Min	FG		3P		FT		Rebounds		Fouls		TP	AS	TO	ST	Blocks		+/-	Shooting By Period												
			M-A	M-A	M-A	M-A	OR	DR	FF	PF	BA	BA					1st FG%	2nd FG%		3rd FG%												
2	Salif Boudie	F 17:41	2-3	0-0	0-0	2	0	2	3	1	4	0	1	0	0	0	0	6	1st FG% 7-28	25.0%												
3	Malik Brevard	F 22:42	2-5	1-1	0-0	4	5	9	3	3	5	0	4	0	0	0	0	1	3PT% 2-12	16.7%												
0	Ty Cockfield	G 33:54	7-13	0-2	2-5	0	4	4	2	4	16	4	4	0	0	2	1	0	FT% 2-2	100%												
10	Grantham Gillard	G 30:16	2-8	2-7	3-4	0	2	2	4	3	9	1	1	1	0	0	0	0	2nd FG% 15-27	55.6%												
23	Marquis Eaton	G 35:42	2-9	0-3	4-5	1	7	8	2	5	8	5	4	1	1	0	0	0	3PT% 4-10	40.0%												
4	Tristin Walton	24:02	3-5	2-3	0-0	3	2	5	2	1	8	0	1	0	0	0	0	-10	FT% 7-12	58.3%												
1	Kobe Wilson	09:29	1-4	0-3	0-0	0	0	0	0	0	2	0	1	0	0	0	0	-17	GM FG% 23-55	40.0%												
11	J.J. Matthews	09:08	2-4	0-0	0	1	3	2	0	4	2	1	0	0	0	0	0	-13	3PT% 6-22	27.3%												
12	Timberlake Kuts	14:40	1-2	0-0	0	0	0	2	0	0	0	0	0	0	0	0	1	0	FT% 9-14	64.3%												
22	Jonathan Adams Jr.	02:17	0-0	0-0	0-0	0	0	0	0	0	0	0	0	0	0	0	0	-3	Dead Ball Rebounds: 1.1													
Team							3		3		6				0		2															
Totals			22-55		6-22		9-14		16		26		42		20		17		59		13		20		3		2		3		-9	
Technical Fouls: NONE																																



# 2018-19 SEASON STATISTICS

RECORD:	OVERALL	HOME	AWAY	NEUTRAL
All Games	8-11	5-4	3-7	0-0
Conference	4-2	2-2	2-0	0-0
Non-conference	4-9	3-2	1-7	0-0

## Player	gp-gs	min	avg	Total		3-Point		F-Throw		Rebounds				pf	dq	a	to	blk	stl	pts	avg
				fg-fga	fg%	3fg-fga	3fg%	ft-fa	ft%	off	def	tot	avg								
05 DENNIS, Edric	16-11	453	28.3	70-196	.357	35-118	.297	73-92	.793	21	51	72	4.5	39	0	28	42	0	17	248	15.5
00 WARREN, Brian	19-18	537	28.3	84-236	.356	22-92	.239	65-81	.802	7	38	45	2.4	62	1	60	35	1	18	255	13.4
04 AZORE, David	18-11	408	22.7	42-132	.318	3-28	.107	59-70	.843	11	54	65	3.6	42	1	29	53	2	13	146	8.1
10 DAVIS, Radshad	19-10	457	24.1	51-111	.459	13-41	.317	34-44	.773	32	74	106	5.6	47	0	15	38	7	13	149	7.8
20 IBARGUEN, Andres	13-12	322	24.8	35-61	.574	0-1	.000	19-37	.514	35	54	89	6.8	33	0	9	20	12	8	89	6.8
22 JACKSON-YOUNG, TiAndre	19-11	439	23.1	48-114	.421	23-58	.397	9-15	.600	21	38	59	3.1	36	0	11	11	4	9	128	6.7
23 MWAMBA, Patrick	15-6	253	16.9	21-57	.368	3-20	.150	12-25	.480	12	31	43	2.9	31	0	12	24	2	17	57	3.8
02 BRYANT, DJ	18-7	314	17.4	13-40	.325	6-27	.222	24-26	.923	4	22	26	1.4	36	1	29	19	1	28	56	3.1
15 MUIRHEAD, Scott	1-0	3	3.0	1-2	.500	1-2	.500	0-0	.000	0	0	0	0.0	0	0	0	0	0	0	3	3.0
21 CASTRO, Pedro	19-3	279	14.7	19-47	.404	7-30	.233	6-9	.667	6	33	39	2.1	16	0	19	11	6	5	51	2.7
13 NARCIS, Jabari	18-2	212	11.8	20-41	.488	3-17	.176	6-9	.667	12	36	48	2.7	27	0	1	14	11	4	49	2.7
03 NOUHI, Ayoub	17-4	140	8.2	9-21	.429	2-12	.167	2-9	.222	7	10	17	1.0	15	0	4	9	0	6	22	1.3
11 DURHAM, Ike	1-0	3	3.0	0-0	.000	0-0	.000	0-0	.000	0	0	0	0.0	2	0	0	1	0	0	0	0.0
30 BINZER, Patrick	1-0	0	0.0	0-0	.000	0-0	.000	0-0	.000	0	0	0	0.0	0	0	0	0	0	0	0	0.0
TM TEAM										39	31	70		1		12					
UT Arlington	19	3820		413-1058	.390	118-446	.265	309-417	.741	207	472	679	35.7	387	1	217	289	46	138	1253	65.9
Opponents	19	3817		462-1048	.441	117-398	.294	291-428	.680	181	478	659	34.7	378	1	241	271	66	126	1332	70.1

Team Statistics	UTA	OPP	Date	Opponent	Score	Att.
SCORING	1253	1332	11/06/18	TEXAS-TYLER	w 90-66	1710
Points per game	65.9	70.1	11/10/18	NORTHERN IOWA	w 74-65	3789
Scoring margin	-4.2	-	11/16/18	TEXAS A&M-CORPUS CHRISTI	L 67-73	1569
FIELD GOALS-ATT	413-1058	462-1048	11/18/18	UC DAVIS	w 68-59	1233
Field goal pct	.390	.441	11/20/18	at Indiana	L 64-78	11957
3 POINT FG-ATT	118-446	117-398	11/23/18	at Arkansas	L 60-78	17403
3-point FG pct	.265	.294	11/27/18	at Tulsa	L 58-72	3107
3-pt FG made per game	6.2	6.2	12/01/18	UT RIO GRANDE VALLEY	L 65-76	1330
FREE THROW-ATT	309-417	291-428	12/04/18	at Missouri	L 45-65	9428
Free throw pct	.741	.680	12/08/18	at North Texas	L 61-63	4275
F-Throws made per game	16.3	15.3	12/18/18	at GONZAGA	L 55-89	6000
REBOUNDS	679	659	12/21/18	at Cal Poly	Wot 75-70	1515
Rebounds per game	35.7	34.7	12/28/18	at Texas	L 56-76	9188
Rebounding margin	+1.1	-	* 01/03/19	GEORGIA STATE	L 58-63	1425
ASSISTS	217	241	* 01/05/19	GEORGIA SOUTHERN	L 64-77	1530
Assists per game	11.4	12.7	* 01/10/19	at Appalachian State	w 82-72	827
TURNOVERS	289	271	* 01/12/19	at Coastal Carolina	w 61-58	989
Turnovers per game	15.2	14.3	* 01/17/19	ARKANSAS STATE	w 68-59	2013
Turnover margin	-0.9	-	* 01/19/19	LITTLE ROCK	w 82-73	1466
Assist/turnover ratio	0.8	0.9	* Conference game			
STEALS	138	126				
Steals per game	7.3	6.6				
BLOCKS	46	66				
Blocks per game	2.4	3.5				
Attendance	16065	64689				
Home game-Avg/Game	9-1785	10-6469				
Neutral site-Avg/game		0-0				

Score by periods	1st	2nd	OT	Total
Opponents	616	707	9	1332
UT Arlington	604	635	14	1253

## 2018-19 SEASON STATISTICS

RECORD:	OVERALL	HOME	AWAY	NEUTRAL
All Games	4-2	2-2	2-0	0-0
Conference	4-2	2-2	2-0	0-0
Non-conference	0-0	0-0	0-0	0-0

##	Player	gp-gs	min	avg	Total		3-Point		F-Throw		Rebounds					pf	dq	a	to	blk	stl	pts	avg
					fg-fga	fg%	3fg-fga	3fg%	ft-fga	ft%	off	def	tot	avg									
05	DENNIS, Edric	6-5	182	30.3	29-80	.363	14-50	.280	38-45	.844	9	13	22	3.7	19	0	12	18	0	7	110	18.3	
00	WARREN, Brian	6-5	164	27.3	25-68	.368	3-19	.158	18-21	.857	2	12	14	2.3	21	0	20	10	1	7	71	11.8	
04	AZORE, David	5-3	124	24.8	14-38	.368	1-7	.143	19-24	.792	3	31	34	6.8	9	0	9	14	0	1	48	9.6	
10	DAVIS, Radshad	6-1	137	22.8	16-31	.516	4-11	.364	17-22	.773	10	19	29	4.8	13	0	3	9	2	6	53	8.8	
22	JACKSON-YOUNG, TiAndre	6-5	130	21.7	16-36	.444	11-22	.500	5-6	.833	2	8	10	1.7	15	0	7	1	1	3	48	8.0	
20	IBARGUEN, Andres	6-6	144	24.0	13-23	.565	0-1	.000	8-16	.500	15	22	37	6.2	18	0	7	9	1	5	34	5.7	
21	CASTRO, Pedro	6-1	115	19.2	7-14	.500	2-7	.286	3-4	.750	3	12	15	2.5	5	0	12	4	2	1	19	3.2	
13	NARCIS, Jabari	5-0	66	13.2	4-12	.333	2-8	.250	2-3	.667	1	10	11	2.2	6	0	1	6	4	0	12	2.4	
03	NOUHI, Ayoub	5-2	47	9.4	4-10	.400	2-6	.333	1-2	.500	3	5	8	1.6	5	0	3	1	0	5	11	2.2	
23	MWAMBA, Patrick	4-0	44	11.0	3-9	.333	0-4	.000	1-2	.500	3	5	8	2.0	9	0	3	4	0	0	7	1.8	
02	BRYANT, DJ	5-2	47	9.4	0-4	.000	0-4	.000	2-3	.667	0	3	3	0.6	5	0	4	4	0	4	2	0.4	
TM	TEAM										11	11	22					2					
	UT Arlington	6	1200		131-325	.403	39-139	.281	114-148	.770	62	151	213	35.5	125	0	81	82	11	39	415	69.2	
	Opponents	6	1200		129-304	.424	41-120	.342	103-149	.691	48	148	196	32.7	127	0	72	86	18	37	402	67.0	

Team Statistics	UTA	OPP
SCORING	415	402
Points per game	69.2	67.0
Scoring margin	+2.2	-
FIELD GOALS-ATT	131-325	129-304
Field goal pct	.403	.424
3 POINT FG-ATT	39-139	41-120
3-point FG pct	.281	.342
3-pt FG made per game	6.5	6.8
FREE THROW-ATT	114-148	103-149
Free throw pct	.770	.691
F-Throws made per game	19.0	17.2
REBOUNDS	213	196
Rebounds per game	35.5	32.7
Rebounding margin	+2.8	-
ASSISTS	81	72
Assists per game	13.5	12.0
TURNOVERS	82	86
Turnovers per game	13.7	14.3
Turnover margin	+0.7	-
Assist/turnover ratio	1.0	0.8
STEALS	39	37
Steals per game	6.5	6.2
BLOCKS	11	18
Blocks per game	1.8	3.0
Attendance	6434	1816
Home game-Avg/Game	4-1609	2-908
Neutral site-Avg/game		0-0

Date	Opponent	Score	Att.
* 01/03/19	GEORGIA STATE	L 58-63	1425
* 01/05/19	GEORGIA SOUTHERN	L 64-77	1530
* 01/10/19	at Appalachian State	W 82-72	827
* 01/12/19	at Coastal Carolina	W 61-58	989
* 01/17/19	ARKANSAS STATE	W 68-59	2013
* 01/19/19	LITTLE ROCK	W 82-73	1466
* Conference game			

Score by periods	1st	2nd	Total
Opponents	177	225	402
UT Arlington	190	225	415





# 2018-19 SEASON STATISTICS

## 2018-19 @UTA\_MBB MAVERICKS UT Arlington Game by Game Comparison

Opponent	1st	2nd	Score	Mar	Total FG	FG Pct	3-Pointers	3FG Pct	Free Throws	FT Pct	Rebounds	Assist	T/Over	Block	Steal	Fouls	
TEXAS-TYLER	51/25	39/41	90-66	+24	31-71/24-61	.437/.393	7-28/9-32	.250/.281	21-26/9-12	.808/.750	42/31	+11	14/16	13/24	4/4	12/3	17/20
NORTHERN IOWA	32/33	42/32	74-65	+9	23-51/22-56	.451/.393	5-19/3-22	.263/.136	23-31/18-27	.742/.667	37/29	+8	13/8	14/10	1/6	8/5	21/24
TEXAS A&M-CORPUS	39/30	28/43	67-73	(-6)	23-61/30-63	.377/.476	6-32/5-15	.188/.333	15-21/8-13	.714/.615	31/39	(-8)	9/18	12/11	5/2	4/6	17/17
UC DAVIS	38/30	30/29	68-59	+9	18-47/20-45	.383/.444	8-26/6-23	.308/.261	24-28/13-25	.857/.520	33/29	+4	11/10	14/18	1/0	8/4	26/25
Indiana	22/39	42/39	64-78	(-14)	24-56/30-55	.429/.545	8-29/2-12	.276/.167	8-10/16-23	.800/.696	25/33	(-8)	7/17	18/18	1/4	9/7	23/12
Arkansas	26/31	34/47	60-78	(-18)	18-55/21-55	.327/.382	6-27/2-16	.222/.125	18-27/34-46	.667/.739	36/46	(-10)	7/15	19/16	2/4	8/7	35/26
Tulsa	31/31	27/41	58-72	(-14)	23-59/29-59	.390/.492	3-20/10-18	.150/.556	9-15/4-7	.600/.571	42/28	+14	15/15	16/10	3/4	6/10	10/15
UT RIO GRANDE VAL	29/32	36/44	65-76	(-11)	22-56/25-53	.393/.472	1-12/4-13	.083/.308	20-24/22-35	.833/.629	46/27	+19	9/9	21/11	3/3	8/11	28/21
Missouri	21/37	24/28	45-65	(-20)	18-46/23-52	.391/.442	5-18/9-25	.278/.360	4-11/10-16	.364/.625	27/35	(-8)	11/10	21/14	2/3	6/8	13/13
North Texas	36/31	25/32	61-63	(-2)	23-54/24-58	.426/.414	9-19/4-25	.474/.160	6-13/11-17	.462/.647	38/36	+2	11/10	16/10	5/3	5/4	17/17
GONZAGA	30/48	25/41	55-89	(-34)	19-71/31-59	.268/.525	8-34/6-24	.235/.250	9-11/21-25	.818/.840	31/53	(-22)	11/20	11/15	0/8	10/8	21/18
Cal Poly	33/39	28/22	75-70	+5	23-58/26-62	.397/.419	6-21/10-32	.286/.313	23-34/8-12	.676/.667	44/36	+8	11/12	18/23	4/3	12/11	18/29
Texas	26/33	30/43	56-76	(-20)	17-48/28-66	.354/.424	7-22/6-21	.318/.286	15-18/14-21	.833/.667	34/41	(-7)	7/9	14/5	4/4	3/5	21/18
GEORGIA STATE	28/31	30/32	58-63	(-5)	20-56/16-39	.357/.410	2-25/8-21	.080/.381	16-22/23-38	.727/.605	40/31	+9	12/9	15/19	1/5	4/9	24/24
GEORGIA SOUTHER	32/32	32/45	64-77	(-13)	22-61/25-49	.361/.510	6-28/8-21	.214/.381	14-22/19-23	.636/.826	34/36	(-2)	11/15	13/15	1/3	7/5	20/20
Appalachian State	28/32	54/40	82-72	+10	28-58/23-58	.483/.397	9-20/5-22	.450/.227	17-21/21-27	.810/.778	43/27	+16	17/11	16/7	2/5	3/7	22/20
Coastal Carolina	26/26	35/32	61-58	+3	20-52/19-49	.385/.388	11-31/7-17	.355/.412	10-14/13-20	.714/.650	30/31	(-1)	12/11	13/14	3/0	5/4	17/17
ARKANSAS STATE	27/18	41/41	68-59	+9	20-54/22-55	.370/.400	5-21/6-22	.238/.273	23-30/9-14	.767/.643	31/42	(-11)	14/13	9/20	3/2	13/3	17/20
LITTLE ROCK	49/38	33/35	82-73	+9	21-44/24-54	.477/.444	6-14/7-17	.429/.412	34-39/18-27	.872/.667	35/29	+6	15/13	16/11	1/3	7/9	25/26

Note: Game totals are displayed in the format TEAM/OPPONENT for each category



## UTA GAME HIGHS

Points	90	TEXAS-TYLER (11/06/18)
	82	LITTLE ROCK (01/19/19)
	82	at Appalachian State (01/10/19)
	74	NORTHERN IOWA (11/10/18)
Field Goals Made	31	TEXAS-TYLER (11/06/18)
	28	at Appalachian State (01/10/19)
	23	at North Texas (12/08/18)
Field Goal Attempts	71	TEXAS-TYLER (11/06/18)
	71	at GONZAGA (12/18/18)
	61	GEORGIA SOUTHERN (01/05/19)
	61	TEXAS A&M-CORPUS CHRISTI (11/16/18)
	58	at Cal Poly (12/21/18)
Field Goal Percentage	.483 (28-58)	at Appalachian State (01/10/19)
	.477 (21-44)	LITTLE ROCK (01/19/19)
	.437 (31-71)	TEXAS-TYLER (11/06/18)
3 PT Field Goals Made	11	at Coastal Carolina (01/12/19)
	9	at North Texas (12/08/18)
	9	at Appalachian State (01/10/19)
	7	TEXAS-TYLER (11/06/18)
3 PT Field Goals Attempted	34	at GONZAGA (12/18/18)
	32	TEXAS A&M-CORPUS CHRISTI (11/16/18)
	29	at Indiana (11/20/18)
3 PT Field Goal Percentage	.474 (9-19)	at North Texas (12/08/18)
	.450 (9-20)	at Appalachian State (01/10/19)
	.355 (11-31)	at Coastal Carolina (01/12/19)
Free Throws Made	34	LITTLE ROCK (01/19/19)
	24	UC DAVIS (11/18/18)
	21	TEXAS-TYLER (11/06/18)
Free Throws Attempts	39	LITTLE ROCK (01/19/19)
	34	at Cal Poly (12/21/18)
	30	ARKANSAS STATE (01/17/19)
Free Throw Percentage	.872 (34-39)	LITTLE ROCK (01/19/19)
	.857 (24-28)	UC DAVIS (11/18/18)
	.818 (9-11)	at GONZAGA (12/18/18)
Rebounds	46	UT RIO GRANDE VALLEY (12/01/18)
	44	at Cal Poly (12/21/18)
	42	at Tulsa (11/27/18)
Assists	17	at Appalachian State (01/10/19)
	15	LITTLE ROCK (01/19/19)
	15	at Tulsa (11/27/18)
	13	NORTHERN IOWA (11/10/18)
Steals	13	ARKANSAS STATE (01/17/19)
	12	at Cal Poly (12/21/18)
	12	TEXAS-TYLER (11/06/18)
	9	at Indiana (11/20/18)
Blocked Shots	5	at North Texas (12/08/18)
	5	TEXAS A&M-CORPUS CHRISTI (11/16/18)

## OPPONENT GAME HIGHS

Points	89	at GONZAGA (12/18/18)
	78	at Indiana (11/20/18)
	78	at Arkansas (11/23/18)
	76	UT RIO GRANDE VALLEY (12/01/18)
Field Goals Made	31	at GONZAGA (12/18/18)
	30	at Indiana (11/20/18)
	30	TEXAS A&M-CORPUS CHRISTI (11/16/18)
	28	at Texas (12/28/18)
Field Goal Attempts	66	at Texas (12/28/18)
	63	TEXAS A&M-CORPUS CHRISTI (11/16/18)
	61	TEXAS-TYLER (11/06/18)
Field Goal Percentage	.545 (30-55)	at Indiana (11/20/18)
	.525 (31-59)	at GONZAGA (12/18/18)
	.492 (29-59)	at Tulsa (11/27/18)
3 PT Field Goals Made	10	at Tulsa (11/27/18)
	10	at Cal Poly (12/21/18)
	9	TEXAS-TYLER (11/06/18)
	9	at Missouri (12/04/18)
	7	LITTLE ROCK (01/19/19)
3 PT Field Goals Attempted	32	TEXAS-TYLER (11/06/18)
	32	at Cal Poly (12/21/18)
	25	at Missouri (12/04/18)
	25	at North Texas (12/08/18)
	23	UC DAVIS (11/18/18)
3 PT Field Goal Percentage	.556 (10-18)	at Tulsa (11/27/18)
	.412 (7-17)	LITTLE ROCK (01/19/19)
	.412 (7-17)	at Coastal Carolina (01/12/19)
	.360 (9-25)	at Missouri (12/04/18)
Free Throws Made	34	at Arkansas (11/23/18)
	23	GEORGIA STATE (01/03/19)
	21	at GONZAGA (12/18/18)
	18	at Arkansas (11/23/18)
Free Throws Attempts	38	GEORGIA STATE (01/03/19)
	27	at Appalachian State (01/10/19)
Free Throw Percentage	.840 (21-25)	at GONZAGA (12/18/18)
	.826 (19-23)	GEORGIA SOUTHERN (01/05/19)
	.750 (9-12)	TEXAS-TYLER (11/06/18)
Rebounds	53	at GONZAGA (12/18/18)
	46	at Arkansas (11/23/18)
	41	at Texas (12/28/18)
Assists	20	at GONZAGA (12/18/18)
	18	TEXAS A&M-CORPUS CHRISTI (11/16/18)
	16	TEXAS-TYLER (11/06/18)
Steals	11	at Cal Poly (12/21/18)
	11	UT RIO GRANDE VALLEY (12/01/18)
	10	at Tulsa (11/27/18)

## UTA GAME LOWS

Points	45	at Missouri (12/04/18)
	55	at GONZAGA (12/18/18)
	58	at Tulsa (11/27/18)
Field Goals Made	17	at Texas (12/28/18)
	18	UC DAVIS (11/18/18)
	18	at Arkansas (11/23/18)
	18	at Missouri (12/04/18)
	20	ARKANSAS STATE (01/17/19)
Field Goal Attempts	44	LITTLE ROCK (01/19/19)
	46	at Missouri (12/04/18)
	48	at Texas (12/28/18)
Field Goal Percentage	.268 (19-71)	at GONZAGA (12/18/18)
	.327 (18-55)	at Arkansas (11/23/18)
	.357 (20-56)	GEORGIA STATE (01/03/19)
3 PT Field Goals Made	1	UT RIO GRANDE VALLEY (12/01/18)
	2	GEORGIA STATE (01/03/19)
	5	ARKANSAS STATE (01/17/19)
3 PT Field Goals Attempted	12	UT RIO GRANDE VALLEY (12/01/18)
	14	LITTLE ROCK (01/19/19)
	19	at North Texas (12/08/18)
3 PT Field Goal Percentage	.080 (2-25)	GEORGIA STATE (01/03/19)
	.083 (1-12)	UT RIO GRANDE VALLEY (12/01/18)
	.188 (6-32)	TEXAS A&M-CORPUS CHRISTI (11/16/18)
Free Throws Made	4	at Missouri (12/04/18)
	6	at North Texas (12/08/18)
	9	at Tulsa (11/27/18)
Free Throws Attempts	10	at Indiana (11/20/18)
	11	at GONZAGA (12/18/18)
	11	at Missouri (12/04/18)
	14	at Coastal Carolina (01/12/19)
Free Throw Percentage	.364 (4-11)	at Missouri (12/04/18)
	.462 (6-13)	at North Texas (12/08/18)
	.636 (14-22)	GEORGIA SOUTHERN (01/05/19)
Rebounds	25	at Indiana (11/20/18)
	27	at Missouri (12/04/18)
	31	ARKANSAS STATE (01/17/19)
Assists	7	at Texas (12/28/18)
	7	at Indiana (11/20/18)
	7	at Arkansas (11/23/18)
	9	UT RIO GRANDE VALLEY (12/01/18)
	9	TEXAS A&M-CORPUS CHRISTI (11/16/18)
	12	GEORGIA STATE (01/03/19)
Steals	3	at Texas (12/28/18)
	3	at Appalachian State (01/10/19)
	4	GEORGIA STATE (01/03/19)
	4	TEXAS A&M-CORPUS CHRISTI (11/16/18)
	6	at Missouri (12/04/18)

## OPPONENT GAME LOWS

Points	58	at Coastal Carolina (01/12/19)
	59	UC DAVIS (11/18/18)
	59	ARKANSAS STATE (01/17/19)
	65	NORTHERN IOWA (11/10/18)
Field Goals Made	16	GEORGIA STATE (01/03/19)
	19	at Coastal Carolina (01/12/19)
	21	at Arkansas (11/23/18)
Field Goal Attempts	39	GEORGIA STATE (01/03/19)
	45	UC DAVIS (11/18/18)
	52	at Missouri (12/04/18)
Field Goal Percentage	.382 (21-55)	at Arkansas (11/23/18)
	.388 (19-49)	at Coastal Carolina (01/12/19)
	.397 (23-58)	at Appalachian State (01/10/19)
3 PT Field Goals Made	2	at Arkansas (11/23/18)
	2	at Indiana (11/20/18)
	3	NORTHERN IOWA (11/10/18)
	5	TEXAS A&M-CORPUS CHRISTI (11/16/18)
3 PT Field Goals Attempted	12	at Indiana (11/20/18)
	13	UT RIO GRANDE VALLEY (12/01/18)
	16	at Arkansas (11/23/18)
3 PT Field Goal Percentage	.125 (2-16)	at Arkansas (11/23/18)
	.136 (3-22)	NORTHERN IOWA (11/10/18)
	.167 (2-12)	at Indiana (11/20/18)
Free Throws Made	4	at Tulsa (11/27/18)
	8	TEXAS A&M-CORPUS CHRISTI (11/16/18)
	8	at Cal Poly (12/21/18)
	10	at Missouri (12/04/18)
Free Throws Attempts	7	at Tulsa (11/27/18)
	12	TEXAS-TYLER (11/06/18)
	12	at Cal Poly (12/21/18)
	14	ARKANSAS STATE (01/17/19)
Free Throw Percentage	.520 (13-25)	UC DAVIS (11/18/18)
	.571 (4-7)	at Tulsa (11/27/18)
	.615 (8-13)	TEXAS A&M-CORPUS CHRISTI (11/16/18)
Rebounds	27	at Appalachian State (01/10/19)
	27	UT RIO GRANDE VALLEY (12/01/18)
	28	at Tulsa (11/27/18)
	31	GEORGIA STATE (01/03/19)
Assists	8	NORTHERN IOWA (11/10/18)
	9	UT RIO GRANDE VALLEY (12/01/18)
	9	at Texas (12/28/18)
	9	GEORGIA STATE (01/03/19)
	11	at Coastal Carolina (01/12/19)
Steals	3	ARKANSAS STATE (01/17/19)
	3	TEXAS-TYLER (11/06/18)
	4	at Coastal Carolina (01/12/19)



## UTA PLAYER GAME HIGHS

Points	32	Dennis, Edric LITTLE ROCK (01/19/19)
	26	Warren, Brian TEXAS A&M-CORPUS CHRISTI (11/16/18)
	25	Dennis, Edric ARKANSAS STATE (01/17/19)
	23	Ibarguen, Andres UT RIO GRANDE VALLEY (12/01/18)
	23	Dennis, Edric at Texas (12/28/18)
Field Goals Made	10	Warren, Brian TEXAS A&M-CORPUS CHRISTI (11/16/18)
	10	Ibarguen, Andres UT RIO GRANDE VALLEY (12/01/18)
Field Goals Att.	17	Warren, Brian at GONZAGA (12/18/18)
	17	Dennis, Edric ARKANSAS STATE (01/17/19)
FG Pct (min 5 made)	.833 (10-12)	Ibarguen, Andres UT RIO GRANDE VALLEY (12/01/18)
	.714 (10-14)	Warren, Brian TEXAS A&M-CORPUS CHRISTI (11/16/18)
	.714 (5-7)	Mwamba, Patrick TEXAS-TYLER (11/06/18)
	.714 (5-7)	Jackson-Young, TiAndre at Appalachian State (01/10/19)
	.714 (5-7)	Jackson-Young, TiAndre at Coastal Carolina (01/12/19)
3-Point FG Made	6	Dennis, Edric at Texas (12/28/18)
	5	Jackson-Young, TiAndre at Coastal Carolina (01/12/19)
3-Point FG Att.	13	Dennis, Edric at Coastal Carolina (01/12/19)
	12	Dennis, Edric GEORGIA STATE (01/03/19)
3-Pt FG Pct (min 2 made)	1.000 (2-2)	Mwamba, Patrick at North Texas (12/08/18)
	1.000 (2-2)	Castro, Pedro at Appalachian State (01/10/19)
Free Throws Made	15	Dennis, Edric LITTLE ROCK (01/19/19)
	9	Azore, David at Appalachian State (01/10/19)
Free Throws Att.	17	Dennis, Edric LITTLE ROCK (01/19/18)
	10	Warren, Brian at Arkansas (11/23/18)
	10	Azore, David at Appalachian State (01/10/19)
	10	Dennis, Edric ARKANSAS STATE (01/17/19)
FT Pct (min 3 made)	1.000 (8-8)	Azore, David NORTHERN IOWA (11/10/18)
	1.000 (8-8)	Warren, Brian UC DAVIS (11/18/18)
	1.000 (6-6)	Warren, Brian LITTLE ROCK (01/19/19)
	1.000 (5-5)	Bryant, DJ UC DAVIS (11/18/18)
	1.000 (4-4)	Bryant, DJ TEXAS A&M-CORPUS CHRISTI (11/16/18)
	1.000 (4-4)	Azore, David TEXAS A&M-CORPUS CHRISTI (11/16/18)
	1.000 (4-4)	Dennis, Edric at Indiana (11/20/18)
	1.000 (4-4)	Mwamba, Patrick UT RIO GRANDE VALLEY (12/01/18)
	1.000 (4-4)	Azore, David at Texas (12/28/18)
	1.000 (4-4)	Dennis, Edric GEORGIA SOUTHERN (01/05/19)
Rebounds	13	Ibarguen, Andres UT RIO GRANDE VALLEY (12/01/18)
	11	Dennis, Edric NORTHERN IOWA (11/10/18)
	11	Jackson-Young, TiAndre UC DAVIS (11/18/18)
	11	Davis, Radshad NORTHERN IOWA (11/10/18)
	11	Azore, David at Appalachian State (01/10/19)
	11	Narcis, Jabari TEXAS-TYLER (11/06/18)
Assists	7	Warren, Brian at Tulsa (11/27/18)
	6	Azore, David at North Texas (12/08/18)
	6	Warren, Brian ARKANSAS STATE (01/17/19)
Steals	6	Bryant, DJ at Cal Poly (12/21/18)
	5	Bryant, DJ at Indiana (11/20/18)

## OPPONENT PLAYER GAME HIGHS

Points	24	JEFFRIES, DaQuan at Tulsa (11/27/18)
	23	Morgan, Juwan at Indiana (11/20/18)
	22	Varner Jr., Lesley UT RIO GRANDE VALLEY (12/01/18)
	21	Smith, Myles TEXAS A&M-CORPUS CHRISTI (11/16/18)
	21	Gafford, Daniel at Arkansas (11/23/18)
	21	Jackson, Quan GEORGIA SOUTHERN (01/05/19)
	21	Nowell, Markquis LITTLE ROCK (01/19/19)
Field Goals Made	10	JEFFRIES, DaQuan at Tulsa (11/27/18)
	9	Smith, Myles TEXAS A&M-CORPUS CHRISTI (11/16/18)
	9	Lewis, Tony TEXAS A&M-CORPUS CHRISTI (11/16/18)
	9	Morgan, Juwan at Indiana (11/20/18)
Field Goals Att.	17	Green, AJ NORTHERN IOWA (11/10/18)
	15	Smith, Myles TEXAS A&M-CORPUS CHRISTI (11/16/18)
	15	Lewis, Tony TEXAS A&M-CORPUS CHRISTI (11/16/18)
	15	Fields, Donovan at Cal Poly (12/21/18)
FG Pct (min 5 made)	.909 (10-11)	JEFFRIES, DaQuan at Tulsa (11/27/18)
	.833 (5-6)	McCadden, Elijah GEORGIA SOUTHERN (01/05/19)
3-Point FG Made	6	Crowe, Mark at Cal Poly (12/21/18)
	5	Jackson, Quan GEORGIA SOUTHERN (01/05/19)
3-Point FG Att.	9	Gibson, Umoja at North Texas (12/08/18)
	9	Jackson, Quan GEORGIA SOUTHERN (01/05/19)
3-Pt FG Pct (min 2 made)	.800 (4-5)	JEFFRIES, DaQuan at Tulsa (11/27/18)
	.750 (6-8)	Crowe, Mark at Cal Poly (12/21/18)
	.750 (3-4)	JOINER, Elijah at Tulsa (11/27/18)
	.750 (3-4)	Gumbs-Frater, Tyrell at Coastal Carolina (01/12/19)
Free Throws Made	9	Levi, Javon UT RIO GRANDE VALLEY (12/01/18)
	9	Gafford, Daniel at Arkansas (11/23/18)
	9	Simonds, D'Marcus GEORGIA STATE (01/03/19)
	9	Johnson, Isaac at Appalachian State (01/10/19)
Free Throws Att.	14	Simonds, D'Marcus GEORGIA STATE (01/03/19)
	12	Levi, Javon UT RIO GRANDE VALLEY (12/01/18)
FT Pct (min 3 made)	1.000 (8-8)	Jones Jr., David-Lee GEORGIA SOUTHERN (01/05/19)
	1.000 (6-6)	TILMON, Jeremiah at Missouri (12/04/18)
	1.000 (6-6)	Cuthbertson, Zac at Coastal Carolina (01/12/19)
	1.000 (4-4)	Green, AJ NORTHERN IOWA (11/10/18)
	1.000 (4-4)	Jones, Mason at Arkansas (11/23/18)
	1.000 (4-4)	Miller, Michael at North Texas (12/08/18)
	1.000 (4-4)	KISPERT, Corey at GONZAGA (12/18/18)
	1.000 (4-4)	Febres, Jase at Texas (12/28/18)
	1.000 (4-4)	Dawkins, Trey GEORGIA SOUTHERN (01/05/19)
	1.000 (3-3)	Draper, DJ at North Texas (12/08/18)
Rebounds	13	CLARKE, Brandon at GONZAGA (12/18/18)
	12	TILMON, Jeremiah at Missouri (12/04/18)
	11	HACHIMURA, Rui at GONZAGA (12/18/18)
	10	Morgan, Juwan at Indiana (11/20/18)
	10	Simmons, Zachary at North Texas (12/08/18)
Assists	8	Toney, Emmanuel TEXAS A&M-CORPUS CHRISTI (11/16/18)
	7	Nowell, Markquis LITTLE ROCK (01/19/19)
Steals	4	JOINER, Elijah at Tulsa (11/27/18)
	3	Toney, Emmanuel TEXAS A&M-CORPUS CHRISTI (11/16/18)
	3	Phinisee, Rob at Indiana (11/20/18)
	3	Varner Jr., Lesley UT RIO GRANDE VALLEY (12/01/18)
	3	Bailey, Adrio at Arkansas (11/23/18)
	3	Fields, Donovan at Cal Poly (12/21/18)
	3	Garrick, Marcellus at Cal Poly (12/21/18)



# SINGLE-GAME INDIVIDUAL PROGRAM RECORDS

## POINTS

Pts	Player	Opponent	Date
1. 44	Dink Ford	Texas Wesleyan	Dec. 29, 1964
2. 43	Steven Barber	at UTSA	Jan. 24, 2002
3. 41	Larry Moore	Centenary	Jan. 18, 1973
4. 39	Willie Brand	Prairie View A&M	Dec. 2, 1989
39	Jerry Janek	Texas Wesleyan	Dec. 29, 1962
6. 38	Erick Neal	Appalachian State	Feb. 1, 2018
38	Marquez Haynes	UTSA	Jan. 16, 2010
38	Steven Barber	Wichita State	Nov. 28, 2001
38	Mike Nau	Lamar	Feb. 14, 1967
10. 37	Erick Neal	Appalachian State	March 9, 2018
37	Reger Dowell	WKU	March 1, 2014
37	Leonard Wilson	ULM	March 6, 1993
37	Eric Gore	North Texas	Feb. 25, 1991
37	Bruce Tibbetts	at McMurry	Jan. 30, 1965
15. 36	Marquez Haynes	vs. TAMU-CC	March 12, 2009
36	Keith Greene	McNeese State	Feb. 17, 2000
36	Sam Norton	at ULM	March 5, 1984
36	Sam Norton	at Oral Roberts	Jan. 3, 1984
36	Eddie Stallings	Trinity	Feb. 1, 1969
36	Dink Ford	at Texas Wesleyan	Jan. 2, 1965
36	Bruce Tibbetts	at Texas Wesleyan	Jan. 2, 1965
36	John Reglin	at Texas Wesleyan	Jan. 25, 1964
23. 35	Erick Neal	at ULM	Feb. 15, 2018
35	Reger Dowell	Howard Payne	Nov. 13, 2014
35	Bobby Kenyon	Northwestern State	Feb. 27, 1992
35	Willie Brand	at Northwestern State	Feb. 16, 1991
35	Freddie Anderson	at North Texas	Jan. 14, 1976
35	Kenny Jenkins	at Denver	Jan. 10, 1976
35	Eddie Stallings	West Texas A&M	Jan. 2, 1969
35	Noel Roberts	Trinity	Jan. 5, 1963

## FIELD GOALS MADE

FG	Player	Opponent	Date
1. 20	Larry Moore	Centenary	Jan. 18, 1973
2. 16	Cal Tate	Texas Wesleyan	Feb. 15, 1978
16	Ronnie Marsh	at Abilene Christian	Jan. 22, 1973
16	Mike Nau	Lamar	Feb. 14, 1967
16	Noel Roberts	Trinity	Dec. 28, 1962
6. 15	Robert Taylor	Texas Wesleyan	Dec. 17, 1996
15	Bobby Kenyon	Huston-Tillotson	Nov. 29, 1990
15	Sam Norton	ULM	Feb. 25, 1984
15	Sam Norton	at Arkansas State	Jan. 28, 1984
15	Eddie Stallings	Trinity	Feb. 1, 1969
15	Bruce Tibbetts	at McMurry	Jan. 30, 1965
12. 14	Sam Norton	at Oral Roberts	Jan. 3, 1984
14	Cal Tate	Texas Wesleyan	Feb. 15, 1978
14	Freeman Sparks	at McNeese State	Feb. 23, 1976
14	Freddie Anderson	at Louisiana Tech	Feb. 2, 1976
14	Freddie Anderson	at North Texas	Jan. 14, 1976
14	Kenny Jenkins	at Denver	Jan. 10, 1976
14	David Payne	Houston	Feb. 26, 1970
14	Sherman Evans	Tennessee Tech	Dec. 15, 1968
14	Dink Ford	vs. Texas Wesleyan	Dec. 12, 1964

## FIELD GOAL ATTEMPTS

FGA	Player	Opponent	Date
1. 30	Mike Nau	Texas Wesleyan	Dec. 4, 1965
30	Noel Roberts	Trinity	Jan. 5, 1963
3. 29	Miles Robertson	Pepperdine	Dec. 9, 1977
29	Larry Moore	Centenary	Jan. 18, 1973
29	Sherman Evans	at Lamar	Feb. 16, 1970
6. 28	Eric Gore	University of Dallas	Dec. 8, 1990
28	Freddie Anderson	at Louisiana Tech	Feb. 2, 1976
8. 27	Marquez Haynes	North Texas	Nov. 18, 2009
27	Steven Barber	at Wichita State	Nov. 28, 2001
27	Robert Taylor	Texas Wesleyan	Dec. 17, 1996
27	Willie Brand	Sam Houston State	Jan. 11, 1990
27	Willie Brand	UTSA	Nov. 28, 1988
27	Sam Norton	at Oral Roberts	Jan. 3, 1984
14. 26	Cal Tate	Texas Wesleyan	Feb. 15, 1978
26	Ronnie Marsh	at Centenary	Feb. 5, 1973
26	Sherman Evans	Tennessee Tech	Dec. 15, 1969
26	Mike Nau	Lamar	Feb. 14, 1967

## FIELD GOAL PERCENTAGE (Min. 5 Made)

Pct. (FG-A)	Player	Opponent	Date
1. 1.000 (10-10)	Jermaine Griffin	at Lamar	Feb. 14, 2008
1.000 (10-10)	Ike Mitchell	at Lamar	Jan. 18, 1986
1.000 (10-10)	Albert Culton	vs. Valpariso	Jan. 10, 1981
1.000 (9-9)	Erick Neal	at Rice	Nov. 29, 2015
1.000 (9-9)	Roger Shute	at TAMU-Kingsville	Jan. 19, 1976
1.000 (7-7)	Jorge Bilbao	at Louisiana	Feb. 7, 2015
1.000 (7-7)	Jermaine Griffin	UT Tyler	Nov. 11, 2006
1.000 (7-7)	Steven Thomas	at New Mexico State	Nov. 26, 2004
1.000 (6-6)	Johnny Hamilton	Rice	Nov. 29, 2017
1.000 (6-6)	Jordan Reves	Houston Baptist	Jan. 5, 2011
1.000 (6-6)	Keith Howell	UT Permian Basin	Dec. 5, 2003
1.000 (6-6)	Donald Harris	at Baylor	Nov. 21, 2001
1.000 (5-5)	Link Kabadyundi	at Alabama	Nov. 21, 2017
1.000 (5-5)	Kennedy Eubanks	at Georgia Southern	Feb. 4, 2016
1.000 (5-5)	Anthony Walker	at South Alabama	March 8, 2014
1.000 (5-5)	Anthony Walker	at Oklahoma	Dec. 17, 2013
1.000 (5-5)	Vincent Dillard	Samford	Nov. 12, 2013
1.000 (5-5)	Brandon Edwards	Central Arkansas	Feb. 7, 2011
1.000 (5-5)	Anthony Vereen	vs. Schreiner	Nov. 26, 2007
1.000 (5-5)	Jermaine Griffin	vs. UC Riverside	Nov. 12, 2007
1.000 (5-5)	Jermaine Griffin	San Diego	Dec. 4, 2004
1.000 (5-5)	Bill Washington	at Arkansas State	Dec. 6, 1997
1.000 (5-5)	Jesse Kemp	Lamar	Jan. 22, 1976

## 3-POINTERS MADE

No.	Player	Opponent	Date
1. 9	Erick Neal	at ULM	Feb. 15, 2018
9	Willie Brand	Northwestern State	Feb. 14, 1991
2. 8	Eric Gore	at Charleston Southern	Dec. 28, 1991
3. 7	Erick Neal	Georgia State	Feb. 24, 2018
7	Kevin Hervey	at Louisiana	Mar. 4, 2017
7	Jamel Outler	vs Houston Baptist	Nov. 22, 2014
7	Kevin Butler	at Idaho	Feb. 14, 2013
7	LaMarcus Reed III	at A&M-Corpus Christi	March 2, 2011
7	Roge'r Guignard	at UTSA	Feb. 20, 2008
7	Roge'r Guignard	vs. Hardin-Simmons	Dec. 29, 2007
7	Brady Dawkins	at Nicholls	Feb. 23, 2006
7	Jabari Johnson	at ULM	March 1, 2001
7	Jabari Johnson	McNeese State	Jan. 27, 2000
7	Ronald Smith	McNeese State	Feb. 13, 1993
7	Ronald Smith	Stephen F. Austin	Jan. 23, 1993
7	Darrell Harmon	UTSA	Jan. 2, 1992
7	Glover Cody	McNeese State	Feb. 21, 1991
7	Rodrick Ford	UT Pan American	Dec. 19, 1988
7	Rodrick Ford	at UT Pan American	Dec. 19, 1987

## 3-POINT ATTEMPTS

No.	Player	Opponent	Date
1. 17	Roge'r Guignard	at UTSA	Feb. 20, 2008
2. 16	Roge'r Guignard	at Texas Southern	Dec. 20, 2006
16	Robert Mays	Nicholls	Dec. 3, 1990
4. 15	Erick Neal	at South Alabama	Jan. 16, 2016
15	Reger Dowell	at Georgia State	Feb. 1, 2014
15	Jabari Johnson	McNeese State	Jan. 27, 2000
15	Leonard Wilson	at Northwestern State	Feb. 1, 1992
15	Bobby Kenyon	McNeese State	Feb. 21, 1991
15	Ronnie Pruitt	McNeese State	Feb. 21, 1991
9. 14	Erick Neal	at Georgia State	Jan. 25, 2018
14	Reger Dowell	Troy	Jan. 23, 2014
14	Ronald Smith	Stephen F. Austin	Jan. 23, 1993
14	Eric Gore	at Stephen F. Austin	Jan. 11, 1992
14	Eric Gore	at Charleston Southern	Dec. 28, 1991
14	Robert Mays	at New Mexico	Nov. 23, 1990
13. 13	Kevin Hervey	Georgia State	Feb. 24, 2018
13	Brandon Long	at Houston Baptist	Nov. 29, 2008
13	Brandon Long	at Texas Southern	Dec. 20, 2006
13	Steven Barber	McNeese State	Jan. 27, 2000
13	Anthony Durham	McNeese State	Jan. 30, 1997
13	Willie Brand	Sam Houston State	Jan. 11, 1990
13	Willie Brand	UTSA	Nov. 28, 1988

## 3-POINT PERCENTAGE (Min. 5 Made)

Pct. (FG-A)	Player	Opponent	Date
1. 1.000 (7-7)	Kevin Butler	at Idaho	Feb. 14, 2013
1.000 (5-5)	Scott Cross	UTSA	Feb. 14, 1998





# SINGLE-GAME INDIVIDUAL PROGRAM RECORDS

## FREE THROWS MADE

No.	Player	Opponent	Date
1. 20	Paul Renfro	Louisiana	Feb. 19, 1979
2. 19	Eddie Stallings	West Texas A&M	Jan. 2, 1969
3. 18	Dink Ford	TAMU-Commerce	Dec. 12, 1964
4. 17	Jerry Janek	Texas Wesleyan	Dec. 29, 1962
5. 16	Steven Thomas	San Diego	Dec. 4, 2004
16	Steven Thomas	at UTSA	Jan. 10, 2004
16	Dink Ford	vs. Texas Wesleyan	Dec. 29, 1964
16	Jerry Janek	vs. Texas Wesleyan	Dec. 29, 1962
9. 15	<b>Edric Dennis</b>	<b>Little Rock</b>	<b>Jan. 19, 2019</b>
15	Reger Dowell	WKU	March 1, 2014
15	Paul Renfro	McNeese State	Feb. 3, 1979
15	Harvey Harris	Lamar	Dec. 18, 1962
12. 14	Scott Cross	Air Force	Dec. 22, 1997
14	Eddie Stallings	at Texas Tech	Jan. 20, 1968
14	Dink Ford	Angelo State	Feb. 8, 1966
14	Jay Hawley	vs. Texas Wesleyan	Dec. 29, 1960
14	LaMarcus Reed	at UTSA	Mar. 3, 2012

## FREE THROW ATTEMPTS

No.	Player	Opponent	Date
1. 22	Eddie Stallings	West Texas A&M	Jan. 18, 1969
22	Steven Thomas	ULM	Jan. 22, 2005
3. 21	Jerry Janek	Texas Wesleyan	Dec. 29, 1962
4. 20	Glover Cody	at Georgia State	Dec. 15, 1990
20	Paul Renfro	Louisiana	Feb. 19, 1979
6. 19	Bruce Tibbetts	Austin College	Dec. 10, 1964
7. 18	Reger Dowell	WKU	March 1, 2014
18	Steven Thomas	Northwestern State	Jan. 12, 2005
18	Steven Barber	at Sam Houston State	March 6, 2001
18	Dink Ford	vs. Texas Wesleyan	Dec. 29, 1964

## FREE THROW PERCENTAGE (Min. 10 Att.)

Pct. (FG-A)	Player	Opponent	Date
1. 1.000 (20-20)	Paul Renfro	at Louisiana	Feb. 19, 1979
1.000 (13-13)	Eddie Stallings	at Houston	Feb. 22, 1968
1.000 (12-12)	Jordan Reves	at McNeese State	Feb. 22, 2012
1.000 (12-12)	Derrick Obasohan	at Nicholls	Feb. 28, 2004
1.000 (12-12)	Brian Myers	at Northwestern State	Feb. 22, 1996
1.000 (12-12)	Paul Renfro	McNeese State	Jan. 28, 1980
1.000 (11-11)	Brandon Edwards	at South Alabama	March 8, 2014
1.000 (11-11)	Rodrick Epps	at Texas State	Feb. 3, 2007
1.000 (11-11)	Keith Howell	at Northwestern State	Jan. 30, 2003
1.000 (11-11)	Melvin Polk	at TCU	Dec. 1, 1979
1.000 (11-11)	Paul Renfro	at Wichita State	Dec. 8, 1978
1.000 (11-11)	Mike Nau	vs. Austin College	Dec. 29, 1965
1.000 (10-10)	Rodrick Epps	at AMCC	Feb. 19, 2007
1.000 (10-10)	Reggie Brown	North Texas	Feb. 3, 1996
1.000 (10-10)	Keith Cornett	at Northwestern State	Feb. 4, 1995
1.000 (10-10)	Ricky Leggett	at Baylor	Dec. 16, 1980
1.000 (10-10)	Melvin Polk	at Baylor	Dec. 16, 1980

## REBOUNDS

No.	Player	Opponent	Date
1. 24	Albert Culton	vs. Northeastern	Jan. 9, 1981
2. 23	Bruce Tibbetts	Austin College	Dec. 10, 1964
23	Jerry Janek	vs. Texas Wesleyan	Dec. 29, 1962
4. 22	Jermaine Griffin	UT Permian Basin	Dec. 1, 2005
5. 21	Mike Nau	Texas Wesleyan	Dec. 4, 1965
21	Mike Nau	Austin College	Dec. 13, 1966
21	Bruce Tibbetts	at McMurry	Jan. 30, 1965
8. 20	Sam Norton	McNeese State	Feb. 11, 1984
20	Mike Nau	Lamar	Feb. 14, 1967
20	Sherman Evans	at Samford	Dec. 18, 1971
11. 19	Brandon Edwards	at Troy	March 6, 2014
19	Johnny McDowell	Sam Houston State	Jan. 21, 1993
19	Donny Beachum	UT Pan American	Jan. 21, 2004
19	John Reglin	Lamar	Feb. 14, 1967
19	John Reglin	Lamar	Jan. 8, 1966
19	Sam Norton	ULM	Feb. 2, 1984
19	Sherman Evans	Arkansas	Dec. 13, 1970

## OFFENSIVE REBOUNDS (Since 1983-84)

No.	Player	Opponent	Date
1. 12	Johnny McDowell	UTSA	Jan. 2, 1992
12	Sam Norton	McNeese State	Feb. 11, 1984
3. 11	Eric Gore	University of Dallas	Dec. 8, 1990
11	Sam Norton	Louisiana Tech	March 1, 1984
11	Sam Norton	at Oral Roberts	Jan. 3, 1984
6. 10	Eric Gore	at ULM	Feb. 16, 1991
10	Michael Beasley	Morehead State	Jan. 3, 1989
8. 9	Johnny Hamilton	vs. Georgia State	March 1, 2018
9	Bill Washington	at Northwestern State	Feb. 18, 1999
9	Bill Washington	at UTSA	Jan. 10, 1998
9	Robert Taylor	Texas Wesleyan	Dec. 17, 1996
9	Johnny McDowell	Sul Ross State	Dec. 4, 1992
9	Johnny McDowell	at Northwestern State	Feb. 1, 1992
9	Leonard Wilson	Nicholls	Dec. 3, 1990
9	Bill Nygard	Huston-Tillotson	Nov. 29, 1990

## DEFENSIVE REBOUNDS (Since 1983-84)

No.	Player	Opponent	Date
1. 14	Jermaine Griffin	UT Permian Basin	Dec. 1, 2005
14	Robert Taylor	ULM	Feb. 27, 1997
14	Sam Norton	North Texas	Feb. 9, 1984
14	Sam Norton	ULM	Feb. 2, 1984
5. 13	Kevin Hervey	at UTRGV	Dec. 16, 2018
13	Kevin Hervey	South Alabama	Feb. 25, 2017
13	Mack Callier	at Sam Houston State	Feb. 17, 2003
13	David Allen	North Texas	Jan. 14, 1989
9. 12	Kevin Hervey	Appalachian State	Feb. 1, 2018
12	Kevin Hervey	at Loyola Marymount	Dec. 22, 2016
12	Larry Posey	UTSA	Feb. 15, 2007
12	Steven Thomas	at Stephen F. Austin	Jan. 26, 2006
12	Anthony Durham	Northwestern State	March 1, 1997
12	Bill Washington	Jarvis Christian	Dec. 2, 1996
12	Johnny McDowell	Sam Houston State	Jan. 21, 1993
12	Johnny McDowell	at Nicholls	Jan. 16, 1993
12	Johnny McDowell	vs. Gonzaga	Dec. 11, 1992
18. 11	David Azore	at Appalachian State	Jan. 10, 2019
11	Johnny Hamilton	at Northern Iowa	Dec. 7, 2017
11	Kevin Hervey	at Grand Canyon	Nov. 20, 2014
11	Brandon Edwards	vs. ULM	March 13, 2014
11	Brandon Edwards	at Troy	March 6, 2014
11	Brandon Edwards	Samford	Nov. 12, 2013
11	LaMarcus Reed III	vs. Southeastern La	Feb. 19, 2011
11	Steven Thomas	SE Louisiana	Jan. 19, 2006
11	Steven Thomas	at South Florida	Dec. 29, 2004
11	Mack Callier	at Sam Houston State	March 6, 2001
11	Mack Callier	Texas State	Feb. 12, 2001
11	Brian Myers	TAMU-Commerce	Dec. 11, 1993

## ASSISTS

No.	Player	Opponent	Date
1. 17	Jermaine Johnson	at Sam Houston State	Dec. 28, 1998
2. 16	Sean Miller	at Northwestern State	Feb. 19, 1994
3. 15	Erick Neal	at Niagara	Nov. 25, 2017
15	Glover Cody	North Texas	Feb. 15, 1992
15	Glover Cody	at Northwestern State	Feb. 14, 1991
15	Glover Cody	at Sam Houston State	Jan. 25, 1991
6. 13	Erick Neal	UT Dallas	Nov. 27, 2017
13	Erick Neal	at BYU	Mar. 15, 2017
13	Erick Neal	Louisiana	Jan. 23, 2017
13	Erick Neal	UT Dallas	Dec. 5, 2016
13	Glover Cody	at Iowa State	Dec. 10, 1991
13	Glover Cody	vs. Army	Nov. 24, 1990
13	Ronnell Peters	at UL Monroe	Feb. 25, 1984
13	Ricky Leggett	at Denver	Dec. 12, 1978
13	Jesse Kemp	McNeese State	Feb. 28, 1977
13	David Payne	at UT Pan American	Jan. 18, 1971
13	David Payne	at Texas Wesleyan	Dec. 16, 1969



## SINGLE-GAME INDIVIDUAL PROGRAM RECORDS

## BLOCKED SHOTS

No.	Player	Opponent	Date
1. 9	Paul Renfro	Texas Wesleyan	Jan. 18, 1980
2. 8	Miles Robertson	Louisiana Tech	March 1, 1979
3. 7	Johnny Hamilton	at Georgia State	Jan. 25, 2018
4. 6	Johnny Hamilton	Georgia Southern	Feb. 22, 2018
6	Brandon Williams	vs Howard Payne	Dec. 20, 2014
6	Jordan Reves	at San Jose State	Jan. 28, 2013
6	Jordan Reves	vs. Louisiana Tech	Jan. 5, 2013
6	Jermaine Griffin	at Western Illinois	Dec. 4, 2006
6	Miles Robertson	St. Edward's	Nov. 26, 1977
6	Trey Parker	Sam Houston State	Jan. 30, 2008
9. 5	Brandon Edwards	ULM	Jan. 9, 2014
5	Jermaine Griffin	at Texas State	Feb. 3, 2007
5	Jermaine Griffin	UT Tyler	Nov. 11, 2006
5	Roy Johnson	at Northwestern State	Feb. 26, 2004
5	Jermaine Johnson	at UTSA	Jan. 7, 1999
5	Johnny McDowell	McNeese State	Jan. 25, 1992
5	Ralph McPherson	Arkansas State	Feb. 16, 1981
5	Albert Culton	McNeese State	Feb. 7, 1981

## STEALS

No.	Player	Opponent	Date
1. 8	Bill Washington	McNeese State	Jan. 27, 2000
8	Leonard Wilson	Nicholls	Dec. 3, 1990
3. 7	Bill Washington	Stephen F. Austin	Feb. 11, 1999
7	Bill Washington	McMurry	Nov. 24, 1998
7	Glover Cody	at North Texas	Feb. 28, 1991
7	Rodrick Ford	US International	Feb. 5, 1987
7	Rodrick Ford	at Stephen F. Austin	Jan. 16, 1987
7	Ronnell Peters	Arkansas State	Feb. 1, 1986

## TURNOVERS

No.	Player	Opponent	Date
1. 12	Ricky Leggett	at Lamar	March 4, 1978
2. 11	Erick Neal	at Georgia Southern	Jan. 27, 2018
11	Johnny Hill	at Georgia State	Jan. 15, 2015
11	Ronnie Marsh	at Hardin-Simmons	Feb. 2, 1974
5. 10	Lonnie McClanahan	at Texas State	Jan. 18, 2014
10	Josh Daniel	ULM	March 7, 2003
10	Miles Robertson	at Lamar	Feb. 10, 1979
10	Ricky Leggett	at Baylor	Dec. 16, 1980
10	Greg Stuckey	at Lamar	Feb. 24, 1977

## MINUTES PLAYED (Since 1973-74)

No.	Player	Opponent	Date
1. 50	Jermaine Johnson	at Sam Houston State	Dec. 28, 1998
2. 49	Keith Howell	ULM	March 7, 2003
49	Donald Harris	at Sam Houston State	Dec. 28, 1998
4. 47	Rickey Leggett	McNeese State	Jan. 28, 1980
47	Jeffrey Stewart	McNeese State	Jan. 28, 1980
47	Miles Robertson	at Pepperdine	Dec. 9, 1977
47	Cal Tate	at Pepperdine	Dec. 9, 1977
8. 46	Rodrick Epps	at TCU	Nov. 18, 2006
46	Larry Posey	at TCU	Nov. 18, 2006
46	Donald Harris	at Stephen F. Austin	Feb. 6, 1999
46	Bill Washington	at Stephen F. Austin	Feb. 6, 1999
12. 45	Jarrett Howell	at Sam Houston State	March 7, 2006
45	Josh Daniel	ULM	March 7, 2003
45	Keith Greene	at Stephen F. Austin	Feb. 6, 1999
45	Reggie Brown	Sam Houston State	Feb. 13, 1997
45	Doug Gann	vs. UNC-Wilmington	Dec. 30, 1989
45	Danny Johnson	Texas Southern	Jan. 13, 1983
45	Ronny Newton	Louisiana Tech	Feb. 21, 1977
45	Greg Stuckey	Louisiana Tech	Feb. 21, 1977
45	Jesse Kemp	Louisiana Tech	Feb. 21, 1977





# SINGLE-GAME TEAM PROGRAM RECORDS

## POINTS

Total (Score)	Opponent	Date
154 (154-85)	Huston-Tillotson	Nov. 29, 1990
149 (149-86)	Univ. of Dallas	Dec. 8, 1990
138 (138-135, 3ot)	Lamar	Feb. 14, 1966
130 (130-64)	Huston-Tillotson	Nov. 28, 1991
126 (126-73)	Texas Wesleyan	Dec. 7, 1981
124 (124-123, 3ot)	at Sam Houston State	Dec. 28, 1998
121 (121-61)	Schreiner	Dec. 3, 1992
118 (118-84)	at Texas State	Feb. 9, 1991
117 (117-115)	Nicholls	Dec. 3, 1990
116 (116-87)	St. Edward's	Nov. 26, 1977
115 (115-109)	North Texas	Feb. 25, 1991
115 (115-100)	Texas Wesleyan	Jan. 2, 1965
114 (114-78)	Texas Wesleyan	Dec. 17, 1968
113 (113-81)	vs. San Francisco	Nov. 29, 1991
113 (113-104)	at Georgia State	Dec. 15, 1990
113 (113-85)	SE Louisiana	Dec. 1, 1990
113 (113-109, ot)	at Texas Wesleyan	Jan. 30, 1968
111 (111-64)	Howard Payne	Nov. 13, 2013
111 (111-77)	McNeese State	Feb. 7, 1981
111 (111-92)	Abilene Christian	Jan. 31, 1970
111 (111-120)	Lamar	Feb. 6, 1968
110 (110-103)	at Texas State	Feb. 3, 2007
110 (110-85)	Georgia State	Dec. 7, 1991
110 (110-92)	Texas Wesleyan	Jan. 8, 1987
110 (110-116)	at Sam Houston State	Dec. 11, 1967
110 (110-93)	Texas Wesleyan	Dec. 3, 1964
109 (109-96)	Hardin-Simmons	Dec. 11, 1978
108 (108-71)	Louisiana	Jan. 23, 2017
108 (108-84)	at Nicholls	Jan. 2, 1991
108 (108-103)	UT Pan American	Feb. 26, 1968
108 (108-116)	Angelo State	Dec. 21, 1967
108 (108-95)	Trinity	Jan. 10, 1966
107 (107-65)	Texas A&M-Kingsville	Nov. 29, 1982
106 (106-76)	Tarleton State	Nov. 29, 1986
106 (106-116)	at Drake	Dec. 22, 1979
106 (106-72)	Abilene Christian	Feb. 19, 1973
105 (105-89)	at BYU	Mar. 15, 2017
105 (105-63)	Austin College	Jan. 30, 2007
105 (105-91)	Sul Ross State	Dec. 4, 1992
104 (104-106)	UL Lafayette	Feb. 27, 1978
104 (104-100)	vs. Texas Wesleyan	Dec. 28, 1964
103 (103-45)	Hardin-Simmons	Dec. 29, 2001
103 (103-88)	McNeese State	Feb. 20, 1992
103 (103-86)	Texas Wesleyan	Jan. 19, 1981
103 (103-115)	at UL Lafayette	Feb. 19, 1979
103 (103-70)	at Tarleton State	Feb. 1, 1966
103 (103-92)	Lamar	Feb. 27, 1965
102 (102-72)	Texas Southern	Nov. 14, 2007
102 (102-108)	Denver	Dec. 12, 1977
102 (102-104, 2ot)	Texas Southern	Jan. 13, 1983
102 (102-90)	Texas Wesleyan	Dec. 4, 1965
102 (102-88)	at Texas Wesleyan	Jan. 25, 1964
101 (101-85)	vs. Texas Wesleyan	Dec. 22, 2009
101 (101-123)	at Northwestern State	Feb. 19, 1994
101 (101-45)	Austin College	Dec. 3, 1991
101 (101-95)	Texas State	Jan. 12, 1991
101 (101-105, ot)	North Texas	Jan. 12, 1977
101 (101-110)	at North Texas	Jan. 14, 1976
101 (101-82)	UT Pan American	Jan. 21, 1971
101 (101-110)	Texas Wesleyan	Dec. 13, 1967
100 (100-97, 2ot)	at UTSA	Jan. 17, 2009
100 (100-85)	McNeese State	Feb. 18, 1995
100 (100-97, 2ot)	TAMU-Commerce	Dec. 11, 1993
100 (100-78)	at Sam Houston State	Feb. 20, 1993
100 (100-90)	North Texas	Feb. 15, 1992
100 (100-79)	US International	Feb. 5, 1987
100 (100-87)	McNeese State	March 3, 1981
100 (100-74)	Hardin-Simmons	Jan. 12, 1981
100 (100-85)	McNeese State	Feb. 3, 1979
100 (100-89)	at Angelo State	Jan. 1, 1970
100 (100-92)	West Texas A&M	March 1, 1968

### In A Loss

111 (111-120)	Lamar	Feb. 6, 1968
---------------	-------	--------------

## POINTS IN AN OVERTIME GAME

Total (Score)	Opponent	Date
138 (138-135, 3ot)	Lamar	Feb. 14, 1966
124 (124-123, 3ot)	at Sam Houston State	Dec. 28, 1998
118 (118-117, 4ot)	Hardin-Simmons	Dec. 11, 1971
113 (113-109, ot)	at Texas Wesleyan	Jan. 30, 1968
102 (102-104, 2ot)	Texas Southern	Jan. 13, 1983
101 (101-105, ot)	North Texas	Jan. 12, 1977
100 (100-97, 2ot)	at UTSA	Jan. 17, 2009
100 (100-97, 2ot)	TAMU-Commerce	Dec. 11, 1993

## POINTS AT HOME

Total (Score)	Opponent	Date
154 (154-85)	Huston-Tillotson	Nov. 29, 1990
149 (149-86)	Univ. of Dallas	Dec. 8, 1990
138 (138-135, 3ot)	Lamar	Feb. 14, 1966
130 (130-64)	Huston-Tillotson	Nov. 28, 1991
126 (126-73)	Texas Wesleyan	Dec. 7, 1981
121 (121-61)	Schreiner	Dec. 3, 1992
118 (118-117, 4ot)	Hardin-Simmons	Dec. 11, 1971
117 (117-115)	Nicholls	Dec. 3, 1990
116 (116-87)	St. Edward's	Nov. 26, 1977
115 (115-100)	Texas Wesleyan	Jan. 2, 1965

### In Conference Play

117 (117-115)	Nicholls	Dec. 3, 1990
---------------	----------	--------------

### vs. Non-Conference Opponent

154 (154-85)	Huston-Tillotson	Nov. 29, 1990
--------------	------------------	---------------

## POINTS ON THE ROAD

Total (Score)	Opponent	Date
124 (124-123, 3ot)	at Sam Houston State	Dec. 28, 1998
118 (118-84)	at Texas State	Feb. 9, 1991
113 (113-104)	at Georgia State	Dec. 15, 1990
113 (113-109, ot)	at Texas Wesleyan	Jan. 30, 1968
110 (110-103)	at Texas State	Feb. 3, 2007
110 (110-116)	at Sam Houston State	Dec. 11, 1967
108 (108-84)	at Nicholls	Jan. 2, 1991
106 (106-116)	at Drake	Dec. 22, 1979
103 (103-72)	at SE Louisiana	Jan. 4, 1991
103 (103-115)	at UL Lafayette	Feb. 19, 1979
103 (103-70)	at Tarleton State	Feb. 1, 1966

## POINTS AT A NEUTRAL SITE

Total (Score)	Opponent	Date
113 (113-81)	vs. San Francisco	Nov. 29, 1991
104 (104-100)	vs. Texas Wesleyan	Dec. 28, 1964

## LARGEST COMBINED SCORE

Total (Score)	Opponent	Date
273 (138-135, 3ot)	Lamar	Feb. 14, 1966
247 (124-123, 3ot)	at Sam Houston State	Dec. 28, 1998
239 (154-85)	Huston-Tillotson	Nov. 29, 1990
235 (149-86)	Univ. of Dallas	Dec. 8, 1990
235 (118-117, 4ot)	Hardin-Simmons	Dec. 11, 1971
232 (117-115)	Nicholls	Dec. 3, 1990
231 (111-120)	Lamar	Feb. 6, 1968
226 (110-116)	at Sam Houston State	Dec. 11, 1967
224 (101-123)	at Northwestern State	Feb. 19, 1994
224 (115-109)	North Texas	Feb. 25, 1991
224 (108-116)	Angelo State	Dec. 21, 1967

## POINTS IN A HALF

Total (Half)	Opponent	Date
90 (2nd)	Huston-Tillotson	Nov. 29, 1990
78 (1st)	Univ. of Dallas	Dec. 8, 1990
69 (2nd)	Nicholls	Jan. 24, 1998
72 (2nd)	at Texas State	Feb. 9, 1991
71 (2nd)	Univ. of Dallas	Dec. 8, 1990
70 (2nd)	at SE Louisiana	Jan. 4, 1991
69 (2nd)	at Georgia State	Dec. 15, 1990
69 (1st)	Austin College	Dec. 13, 1966
68 (2nd)	Louisiana	Jan. 23, 2017
68 (2nd)	at Nicholls	Jan. 2, 1991
67 (2nd)	Texas Wesleyan	Dec. 7, 1981



## SINGLE-GAME TEAM PROGRAM RECORDS

### FIELD GOALS MADE

Total	Opponent	Date
60	Huston-Tillotson	Nov. 29, 1990
57	Lamar	Feb. 14, 1967
53	Univ. of Dallas	Dec. 8, 1990
53	Texas Wesleyan	Dec. 7, 1981
50	Huston-Tillotson	Nov. 26, 1991
47	St. Edward's	Nov. 26, 1977
47	at Texas Wesleyan	Jan. 30, 1968
45	Schreiner	Dec. 3, 1992
45	Abilene Christian	Jan. 31, 1970
44	Nicholls	Dec. 3, 1990
44	Tarleton State	Nov. 29, 1986
44	North Texas	Jan. 12, 1977
44	UT Pan American	Jan. 21, 1971
44	Texas Wesleyan	Dec. 17, 1968

### FIELD GOALS ATTEMPTED

Total	Opponent	Date
122	Huston-Tillotson	Nov. 29, 1990
105	at New Mexico	Nov. 23, 1990
102	Univ. of Dallas	Dec. 8, 1990
102	Nicholls	Dec. 3, 1990
101	Hardin-Simmons	Dec. 11, 1971
100	South Dakota State	Dec. 6, 1971
98	North Texas	Jan. 12, 1977
97	Lamar	Feb. 14, 1967
95	Texas Wesleyan	Dec. 4, 1965
94	at Denver	Jan. 8, 1975
94	Texas Wesleyan	Dec. 3, 1964

### FIELD GOAL PERCENTAGE (Min. 30 Made)

Pct. (FG-A)	Opponent	Date
.723 (34-47)	UT Tyler	Dec. 22, 2004
.680 (53-78)	Texas Wesleyan	Dec. 7, 1981
.667 (34-51)	Central Arkansas	Feb. 7, 2011
.667 (32-48)	vs. Valparaiso	Jan. 10, 1981
.660 (40-62)	at Texas Wesleyan	Jan. 2, 1965
.653 (32-49)	at UL Monroe	Feb. 1, 2003
.642 (34-53)	vs. Georgia State	Dec. 22, 1984
.639 (39-61)	vs. Schreiner	Nov. 26, 2007
.635 (33-52)	at UT San Antonio	Feb. 19, 1996
.630 (42-67)	Oklahoma State	Jan. 14, 1984
.630 (36-57)	Oral Roberts	Jan. 23, 1982

### 3-POINTERS MADE

Total	Opponent	Date
17	Bradley	Dec. 8, 2015
16	Texas State	Jan. 12, 1991
15	Coastal Carolina	Dec. 31, 2016
15	at Arkansas State	Jan. 13, 2018
15	at Northwestern State	Jan. 6, 2000
15	at TCU	Dec. 19, 1999
15	UT San Antonio	Jan. 2, 1992
15	at Northwestern State	Feb. 14, 1991
15	Huston-Tillotson	Nov. 29, 1990
14	Georgia Southern	Jan. 2, 2016
14	UT Tyler	Nov. 16, 2010
14	McNeese State	Jan. 27, 2000
14	at Nicholls	Jan. 15, 2000
14	vs. San Francisco	Nov. 29, 1991
14	at SE Louisiana	Jan. 4, 1991

### 3-POINTERS ATTEMPTED

Total	Opponent	Date
42	at South Alabama	Jan. 16, 2016
40	at Northwestern State	Feb. 1, 1992
39	McNeese State	Jan. 27, 2000
39	at UL Monroe	Jan. 8, 2000
39	Nicholls	Dec. 3, 1990
38	Little Rock	Jan. 23, 2016
38	Coastal Carolina	Dec. 31, 2016
38	at Texas Southern	Dec. 20, 2006
37	at North Texas	Nov. 30, 2010
36	Rice	Nov. 29, 2017
36	McNeese State	Feb. 21, 1991
36	Huston-Tillotson	Nov. 29, 1990
35	at UT San Antonio	Feb. 3, 2000

### 3-POINT PERCENTAGE (Min. 10 Made)

Pct. (FG-A)	Opponent	Date
.706 (12-17)	McNeese State	Feb. 18, 1995
.700 (14-20)	at SE Louisiana	Jan. 4, 1991
.625 (10-16)	Appalachian State	Feb. 1, 2018
.619 (13-21)	Houston Baptist	Nov. 22, 2014
.556 (15-27)	at Arkansas State	Jan. 13, 2018
.545 (12-22)	at Georgia Southern	Feb. 20, 2017

### FREE THROWS MADE

Total	Opponent	Date
42	Schreiner	Dec. 3, 1992
41	Sam Houston State	Dec. 9, 1968
38	San Diego	Dec. 4, 2004
36	McNeese State	Feb. 3, 1979
36	Missouri-Rolla	Dec. 18, 1968
35	Texas Lutheran	Nov. 12, 2010
35	at Texas State	Feb. 3, 2007
35	at Georgia State	Dec. 15, 1990
35	West Texas A&M	Jan. 2, 1969
35	at Texas Wesleyan	Jan. 2, 1965

### FREE THROW ATTEMPTS

Total	Opponent	Date
60	Sam Houston State	Dec. 9, 1968
54	McNeese State	Feb. 23, 1981
52	North Texas	Feb. 25, 1991
49	Hardin-Simmons	Dec. 11, 1971
48	North Texas	Jan. 12, 1980
48	Missouri-Rolla	Dec. 18, 1968
47	San Diego	Dec. 4, 2004
46	Texas Lutheran	Nov. 12, 2010
46	at Texas State	Jan. 30, 2010
46	at Arkansas	Nov. 22, 1999
46	UT San Antonio	Dec. 4, 1989
46	West Texas A&M	Jan. 2, 1969

### FREE THROW PERCENTAGE (Min. 20 Made)

Pct. (FT-A)	Opponent	Date
.964 (27-28)	at Houston	Feb. 22, 1968
.952 (20-21)	at Northwestern State	March 8, 2005
.917 (33-36)	at UL Lafayette	Feb. 19, 1979
.875 (21-24)	at South Alabama	Jan. 16, 2016
<b>.872 (34-39)</b>	<b>Little Rock</b>	<b>Jan. 19, 2019</b>
.862 (25-29)	Texas State	Mar. 1, 2016
.857 (24-28)	UC Davis	Nov. 18, 2018

### REBOUNDS

Total	Opponent	Date
80	Huston-Tillotson	Nov. 29, 1990
72	Hardin-Simmons	Dec. 11, 1971
67	at West Texas A&M	Feb. 2, 1970
67	Lamar	Feb. 14, 1967
67	at Trinity	Feb. 23, 1965
66	Nicholls	Dec. 3, 1990
65	Jarvis Christian	Dec. 2, 1996
64	Schreiner	Dec. 3, 1992
64	US International	Feb. 5, 1987
64	vs. Austin College	Dec. 30, 1964

### REBOUND MARGIN

Margin	Opponent	Date
+36 (64-28)	Schreiner	Dec. 3, 1992
+36 (80-44)	Huston-Tillotson	Nov. 29, 1990
+35 (59-24)	Sul Ross State	Dec. 21, 2015
+35 (59-24)	Northwestern State	Feb. 27, 1992
+34 (65-31)	Jarvis Christian	Dec. 2, 1996
+32 (54-22)	at Nicholls	Dec. 22, 2001
+27 (51-24)	vs. Texas Southern	Nov. 14, 2007
+26 (44-18)	Nicholls	Feb. 15, 2003
+25 (52-27)	UL Monroe	Jan. 19, 1991
+25 (59-34)	Lamar	Jan. 8, 1966
+24 (45-21)	at UT San Antonio	Feb. 18, 2004
+24 (47-23)	vs. Alabama State	Nov. 18, 2002

# SINGLE-GAME TEAM PROGRAM RECORDS

## PERSONAL FOULS

Total	Opponent	Date
42	Hardin-Simmons	Dec. 11, 1971
40	at Arkansas State	Jan. 26, 1980
39	at North Texas	Feb. 10, 1983
37	McNeese State	Feb. 23, 1981
36	North Texas	Nov. 18, 2009
36	at Sam Houston State	Dec. 28, 1998
35	at Arkansas	Nov. 23, 2018
35	Arkansas State	Feb. 27, 2016
35	at Sam Houston State	Feb. 22, 2007
35	at Louisiana Tech	Jan. 27, 1979
35	at Denver	Jan. 10, 1976
35	at US International	Feb. 21, 1967

## ASSISTS

Total	Opponent	Date
34	Georgia State	Dec. 7, 1991
33	Huston-Tillotson	Nov. 26, 1991
32	Lamar	Feb. 18, 1980
31	Texas Wesleyan	Dec. 7, 1981
30	at Sam Houston State	Feb. 20, 1993
30	Nicholls	Feb. 11, 1993
30	Lamar	Feb. 24, 1979
29	at Northwestern State	Feb. 14, 1991
29	vs. Northwestern State	March 8, 1988
29	North Texas	Feb. 7, 1987
29	Denver	Dec. 12, 1977

## TURNOVERS

Total	Opponent	Date
38	at New Mexico State	Nov. 28, 1975
36	at Houston Baptist	Jan. 9, 1978
36	at Lamar	Feb. 24, 1977
34	UC San Diego	Jan. 4, 1978
34	at Pepperdine	Dec. 9, 1977
33	at Nebraska	Dec. 21, 1992
33	at Lamar	Feb. 10, 1979
32	at Nicholls	Jan. 6, 1994
32	at Hardin-Simmons	Feb. 2, 1974

## BLOCKS

Total	Opponent	Date
10	Howard Payne	Dec. 20, 2014
10	Hardin-Simmons	Dec. 29, 2001
10	St. Edward's	Jan. 26, 1987

## STEALS

Total	Opponent	Date
22	Univ. of Dallas	Dec. 8, 1990
21	Huston-Tillotson	Nov. 26, 1991
19	St. Edward's	Dec. 4, 1978
19	Houston Baptist	Dec. 13, 2012
18	Howard Payne	Nov. 13, 2013
18	at UT San Antonio	Feb. 6, 1986
17	Sul Ross State	Dec. 21, 2015
17	Houston Baptist	Jan. 25, 2010
17	SE Louisiana	Jan. 3, 1987
17	at Arkansas State	Jan. 26, 1981
17	Westmont	Dec. 1, 1980

## PLAYERS IN DOUBLE-FIGURE POINTS

Total	Opponent	Date
8	Texas Wesleyan	Dec. 7, 1981
7	Austin College	Jan. 30, 2007
7	at Sam Houston State	Dec. 28, 1998
7	Wayland Baptist	Dec. 1, 1971
6, 25x	Last Time: Akron	Mar. 20, 2017

## PLAYERS WITH DOUBLE-FIGURE REBOUNDS

Total	Opponent	Date
4	Huston-Tillotson	Nov. 29, 1990
4	at West Texas A&M	Feb. 2, 1970
3	Arkansas State	Jan. 21, 2016
3	at Texas Wesleyan	Dec. 11, 1980
3	Adams State	Dec. 19, 1974
3	Lamar	Feb. 26, 1972
3	Arkansas State	March 2, 1970
3	Lamar	Feb. 14, 1967
3	at Trinity	Feb. 23, 1965
3	Texas Wesleyan	Dec. 3, 1964
2, 77x	Last Time: Georgia State	Feb. 24, 2018

## PLAYERS WITH 20+ POINTS

Total	Opponent	Date
5	Huston-Tillotson	Nov. 29, 1990
4	North Texas	Feb. 25, 1991
4	Univ. of Dallas	Dec. 8, 1990
3	at Sam Houston State	Jan. 28, 1998
3	at Sam Houston State	Feb. 20, 1993
3	North Texas	Feb. 15, 1992
3	at Sam Houston State	Jan. 9, 1992
3	Nicholls	Dec. 3, 1990
3	SE Louisiana	Dec. 1, 1990
3	at Louisiana-Monroe	March 4, 1989
3	Oklahoma State	Jan. 14, 1984
3	v. Northeastern	Jan. 9, 1981
3	at Centenary	Jan. 5, 1981
3	McNeese State	Jan. 28, 1980
3	TAMU-Kingsville	Feb. 7, 1976
3	Lamar	Feb. 14, 1967





# SINGLE-GAME TEAM PROGRAM RECORDS

## FEWEST POINTS

Total (Score)	Opponent	Date
31 (31-36)	at SMU	Dec. 16, 1989
35 (35-50)	Denver	Dec. 31, 2012
41 (41-57)	at SE Louisiana	Jan. 8, 2005
42 (42-41)	SE Louisiana	Nov. 30, 1983
43 (43-51)	UL Monroe	Feb. 27, 1997
43 (43-64)	East Texas Baptist	Dec. 6, 1962
43 (43-42)	vs. Oklahoma Baptist	Dec. 29, 1961
44 (44-92)	at Kentucky	Nov. 25, 2014
44 (44-71)	at Stephen F. Austin	Jan. 24, 2004
44 (44-61)	Seattle U	Jan. 17, 2013
44 (44-69)	at Oklahoma State	Dec. 19, 2013
<b>45 (45-65)</b>	<b>at Missouri</b>	<b>Dec. 4, 2018</b>
45 (45-76)	at Texas	Nov. 7, 2002
45 (45-66)	at Texas State	Jan. 9, 1998

### In a Win

42 (42-41)	SE Louisiana	Nov. 30, 1983
------------	--------------	---------------

### In Conference Play

35 (35-50)	Denver (Western Athletic Conference)	Dec. 31, 2012
------------	--------------------------------------	---------------

### vs. Non-Conference Opponent

31 (31-36)	at SMU	Dec. 16, 1989
------------	--------	---------------

## FEWEST POINTS AT HOME

Total (Score)	Opponent	Date
42 (42-41)	SE Louisiana	Nov. 30, 1983
43 (43-51)	UL Monroe	Feb. 27, 1997
43 (43-64)	East Texas Baptist	Dec. 6, 1962
44 (44-61)	Seattle U	Jan. 17, 2013
46 (46-64)	Boise State	Jan. 2, 2013
46 (46-64)	Oklahoma Baptist	Dec. 5, 1961
47 (47-55)	UT Pan American	Dec. 21, 1959
48 (48-52)	UL Monroe	Feb. 29, 1992
48 (48-49)	McNeese State	Feb. 12, 1983
49 (49-71)	v. SFA	Feb. 2, 2008

## FEWEST POINTS ON THE ROAD

Total (Score)	Opponent	Date
31 (31-36)	at SMU	Dec. 16, 1989
41 (41-57)	at SE Louisiana	Jan. 8, 2005
44 (44-69)	at Oklahoma State	Dec. 19, 2012
44 (44-71)	at Stephen F. Austin	Jan. 24, 2004
<b>45 (45-65)</b>	<b>at Missouri</b>	<b>Dec. 4, 2018</b>
45 (45-76)	at Texas	Nov. 7, 2002
45 (45-66)	at Texas State	Jan. 9, 1998
48 (48-66)	at Nicholls	Jan. 8, 2011
49 (49-76)	at SE Missouri State	Jan. 7, 1985
49 (49-81)	at Memphis	Dec. 4, 1968
50 (50-47)	at Texas State	Feb. 27, 2003
50 (50-106)	at Creighton	Nov. 17, 2002
50 (50-70)	at Hardin-Simmons	Jan. 9, 1975
50 (50-65)	at UL Monroe	March 6, 1990
50 (50-64)	at Sam Houston State	Dec. 11, 1959

## FEWEST POINTS AT A NEUTRAL SITE

Total (Score)	Opponent	Date
43 (43-42)	vs. Oklahoma Baptist	Dec. 29, 1961
49 (49-61)	vs. UNC Greensboro	Nov. 15, 2005
49 (49-68)	vs. Trinity	Dec. 29, 1960
50 (50-81)	vs. McNeese State	March 5, 1997

## SMALLEST COMBINED SCORE

Total (Score)	Opponent	Date
67 (31-36)	at SMU	Dec. 16, 1989
83 (42-41)	SE Louisiana	Nov. 30, 1983
85 (43-42)	vs. Oklahoma Baptist	Dec. 29, 1961
94 (43-51)	UL Monroe	Feb. 27, 1997
97 (48-49)	McNeese State	Feb. 12, 1983
98 (41-57)	at SE Louisiana	Jan. 8, 2005
100 (48-52)	UL Monroe	Feb. 29, 1992
102 (47-55)	UT Pan American	Dec. 21, 1959
104 (56-48)	at Texas State	Jan. 18, 2014
107 (43-64)	East Texas Baptist	Dec. 6, 1962
109 (54-55)	Troy	Jan. 31, 2015
110 (45-65)	at Missouri	Dec. 4, 2018
110 (49-61)	vs. UNC-Greensboro	Nov. 15, 2005
110 (46-64)	Oklahoma Baptist	Dec. 5, 1961

## FEWEST POINTS IN A HALF

Total (Half)	Opponent	Date
8 (2nd)	at SMU	Dec. 16, 1989
12 (1st)	at Kentucky	Nov. 25, 2014
14 (1st)	Little Rock	Jan. 23, 2016
15 (1st)	at Toledo	Dec. 29, 1989
17 (1st)	Denver	Dec. 31, 2012
17 (1st)	at Oklahoma State	Dec. 17, 2012
17 (1st)	at Nicholls	Jan. 8, 2011
17 (1st)	at Stephen F. Austin	Jan. 27, 2007
17 (1st)	at New Mexico	Dec. 29, 2005
17 (1st)	vs. UNC Greensboro	Nov. 15, 2005
17 (1st)	at UL Monroe	Jan. 23, 1997
17 (1st)	at TAMU-Commerce	Dec. 10, 1962
18 (1st)	Boise State	Jan. 2, 2013
18 (2nd)	Denver	Dec. 31, 2012
18 (1st)	New Mexico	Jan. 3, 2005
18 (1st)	at SE Louisiana	Nov. 30, 1983

## FEWEST FIELD GOALS MADE

Total	Opponent	Date
12	at SMU	Dec. 16, 1989
13	at SE Louisiana	Jan. 8, 2005
13	at Stephen F. Austin	Jan. 24, 2004
13	Denver	Dec. 31, 2012
14	vs. UNC Greensboro	Nov. 15, 2005
14	at Memphis	Dec. 4, 1968
15	at Stephen F. Austin	Feb. 24, 2005
15	at TCU	Nov. 22, 2003
15	Arkansas State	Jan. 6, 1968

## FEWEST FIELD GOALS ATTEMPTED

Total	Opponent	Date
29	at Nicholls	Jan. 8, 2011
31	Arkansas State	Jan. 6, 1968
33	Midwestern State	Dec. 20, 1967
35	at Houston Baptist	Jan. 18, 1982

## LOWEST FIELD GOAL % (Min. 50 Attempts)

Pct. (FG-A)	Opponent	Date
.235 (12-51)	at Texas State	Jan. 9, 1999
.255 (14-55)	vs. UNC Greensboro	Nov. 15, 2005
.257 (18-70)	Montana	Dec. 28, 1996
.258 (16-62)	Seattle U	Jan. 17, 2013
<b>.268 (19-71)</b>	<b>at Gonzaga</b>	<b>Dec. 18, 2018</b>
.270 (17-63)	at Kentucky	Nov. 25, 2014
.274 (17-62)	Sam Houston State	Jan. 11, 1990
.279 (17-61)	vs. McNeese State	March 5, 1997
.282 (20-71)	at Oklahoma	Jan. 25, 1969
.286 (16-56)	UL Monroe	Feb. 27, 1997
.293 (17-58)	at Texas Tech	Dec. 22, 2010

## FEWEST FREE THROWS MADE

Total	Opponent	Date
0	at Hardin-Simmons	Jan. 9, 1975
1	at Oklahoma State	Dec. 19, 2012
1	at Centenary	Feb. 5, 1973
1	vs. Georgia Southern	Dec. 29, 1972
2, 12x	Last vs. Harvard	Dec. 28, 1998

## FEWEST FREE THROW ATTEMPTS

Total	Opponent	Date
1	at Hardin-Simmons	Jan. 9, 1975
2	McNeese State	Feb. 28, 1977
2	at Centenary	Feb. 5, 1973
4, 9x	Last at Stony Brook	Dec. 23, 2000

## LOWEST FREE THROW % (Min. 10 Attempts)

Pct. (FT-A)	Opponent	Date
.182 (2-11)	vs. Alabama State	Dec. 22, 1995
.285 (4-14)	at Lamar	March 5, 1985
.357 (5-14)	UL Monroe	Jan. 16, 1999
.357 (5-14)	at Louisiana Tech	Feb. 9, 1981
.360 (9-25)	Northwestern State	Feb. 15, 1990
.364 (4-11)	at Missouri	Dec. 4, 2018

## FEWEST REBOUNDS

No.	Opponent	Date
21	at Texas	Jan. 3, 2004
21	Sam Houston State	March 2, 2000
21	vs. Valparaiso	Jan. 10, 1981
22	at Nicholls	Jan. 8, 2011
22	at Stephen F. Austin	Jan. 27, 2007
22	at UL Monroe	Feb. 5, 2004
22	at Samford	Nov. 27, 1999
22	Louisiana Tech	Feb. 26, 1981
23, 4x	Last vs. Miami	Nov. 13, 2005



## ALL-TIME PROGRAM OVERTIME GAMES

Date	Opponent	W/L	Score	Date	Opponent	W/L	Score	Date	Opponent	W/L	Score
02-04-64	Arkansas State	L	76-82	01-13-83	Texas Southern	L	**102-104	12-20-01	at SE Louisiana	W	69-60
02-16-65	Arkansas State	L	**99-100	02-10-83	at North Texas	L	98-105	01-02-02	Oral Roberts	W	83-77
01-04-66	at Austin College	W	70-63	12-05-83	Missouri State	W	63-58	03-07-03	ULM	W	**85-84
01-08-66	Lamar	L	**91-93	02-02-84	ULM	L	71-74	01-22-05	ULM	W	80-76
02-14-67	Lamar	W	***138-135	02-09-85	ULM	W	75-74	12-17-05	at San Diego	W	94-91
01-20-68	at Texas Tech	L	83-93	11-29-85	Tarleton State	W	81-79	03-07-06	at Sam Houston State#	L	**84-86
01-30-68	at Texas Wesleyan	W	113-109	01-03-86	at Florida Southern	L	79-81	11-18-06	at TCU	L	**89-97
02-02-70	West Texas A&M	W	88-84	01-21-86	at Hardin-Simmons	L	75-79	01-11-07	at Nicholls	L	81-83
12-11-71	Hardin-Simmons	W	****118-117	02-21-87	at U.S. International	L	89-94	12-17-07	at TCU	L	74-77
01-10-72	at Butler	W	87-82	01-18-88	UTSA	L	72-79	01-10-08	at Central Arkansas	L	68-70
02-26-72	Lamar	W	96-92	01-30-88	at Texas State	L	73-75	01-17-09	at UTSA	W	**100-97
12-23-72	Hardin-Simmons	W	81-76	02-23-88	Hardin-Simmons	L	87-88	11-18-09	North Texas	L	**99-101
01-18-73	Centenary	W	74-72	12-30-89	vs. UNC Wilmington	L	64-66	01-05-10	Utah Valley	W	90-85
02-15-73	West Texas A&M	W	**87-85	12-11-92	vs. Gonzaga	W	**95-87	02-03-10	Texas A&M-Corpus Christi	W	71-66
01-11-75	at E. New Mexico	L	69-70	12-11-93	TAMU-Commerce	W	**100-97	02-16-11	Stephen F. Austin	W	66-65
01-10-76	at Denver	W	99-97	12-29-93	at Chaminade	L	91-92	02-19-11	at Southeastern Louisiana	W	68-66
01-12-77	North Texas	L	101-105	11-29-95	Grambling State	L	82-86	02-26-11	at Northwestern State	L	71-78
02-21-77	Louisiana Tech	W	92-90	01-15-97	Texas State	W	66-63	12-17-11	at Tulsa	L	75-80
12-09-77	at Pepperdine	L	88-89	01-30-97	McNeese State	W	69-67	12-21-13	CSU Bakersfield	W	79-75
02-04-78	Louisiana Tech	L	**77-79	02-13-97	Sam Houston State	L	75-78	01-09-14	ULM	W	83-79
01-12-80	North Texas	W	**99-97	12-28-98	at Sam Houston State	W	***124-123	02-01-14	at Georgia State	L	91-101
01-28-80	McNeese State	L	**97-98	02-06-99	Stephen F. Austin	W	**85-83	03-06-14	at Troy	W	**87-86
02-11-80	at Louisiana	L	79-86	11-22-99	at Arkansas	L	95-102	12-01-15	at Texas	L	73-80
02-13-80	at McNeese State	W	71-69	03-08-00	Northwestern State#	L	83-88	01-16-16	at South Alabama	L	85-88
12-18-80	Centenary	W	81-78	01-27-01	Sam Houston State	W	94-86	02-18-16	Louisiana	W	84-83
01-31-81	Lamar	L	84-89	02-10-01	UTSA	W	86-77	02-10-18	Texas State	W	70-68
02-20-82	at Arkansas State	W	60-58	03-07-01	at Sam Houston State#	L	**98-103	12-21-18	at Cal Poly	W	75-70

\* Indicates how many overtimes if more than one  
# - Southland Conference Tournament

## PROGRAM MILESTONE VICTORIES

### Win 1 – UT Arlington 70, East Central Okla. 57 – 11/24/59

In their first game at the NCAA level, the Mavericks got 27 points from Ed Russell to defeat the Tigers.

### Win 50 – UT Arlington 82, Bishop College 78 – 12/30/65

The Mavericks defeated Bishop College in the third-place game of the Cotton Bowl Classic.

### Win 100 – UT Arlington 95, South Dakota State 81 – 12/6/71

Mark Burden scored 21 points and pulled down a then-record 17 rebounds to lead the Mavericks to victory. The win propelled UT Arlington to its most-ever victories in the SLC.

### Win 150 – UT Arlington 81, Houston Baptist 69 – 12/7/77

The victory ended the longest losing streak in UT Arlington history at 21 games.

### Win 200 – UT Arlington 93, Louisiana 83 – 2/21/81

Arguably the best Maverick squad ever, UT Arlington defeats a tough Ragin' Cajun side that propels the team to its first appearance in the NIT.

### Win 250 – UT Arlington 74, San Francisco 65 – 12/21/85

UT Arlington defeats the Dons in the consolation game of the Albertsons Classic in Boise, Idaho.

### Win 300 – UT Arlington 108, at Nicholls 84 – 1/2/91

Leonard Wilson scores 31 points and UT Arlington all-time leading scorer Willie Brand adds 22. The victory starts an eight-game winning streak for the Mavericks.

### Win 350 – UT Arlington 70, North Texas 68 – 1/15/94

Trailing by three points at halftime, the Mavericks rally to defeat the Mean Green. The victory snaps a six-game losing streak.

### Win 400 – UT Arlington 87, at Air Force 78 – 12/19/98

The Mavericks scored 52 points in the second half to erase a halftime deficit in Colorado Springs, Colo.

### Win 450 – UT Arlington 81, Texas Wesleyan 65 – 11/30/02

The victory is UT Arlington's ninth straight versus the crosstown-rival Rams.

### Win 500 – UT Arlington 87, UT Tyler 72 – 12/22/05

Brady Dawkins registers 15 points and seven assists in the victory over the Patriots.

### Win 550 – UT Arlington 75, Utah Valley 64 - 1/3/2009

The Mavs end a five-game skid against Utah Valley behind 17 points from Ryan Toolson

### Win 600 – UT Arlington 91, Lamar 82 - 1/14/2012


UTA wins its seventh in a row, on the way to a 16-game winning streak and 15-1 SLC record.

### Win 650 – UT Arlington 87, Houston Baptist 69 - 12/22/2014

Jamel Outler drained seven 3-point field goals to help the Mavs move to 3-1 on the season with a homecoming victory.

### Win 700 – UT Arlington 89, South Alabama 83 - 1/16/2017

The Mavs used a 16-point second half run then held off the Jaguars in Mobile, Ala.



**BRIAN WARREN**  
5-9 | 160 | JR | G  
Indianapolis, Ind.



**DJ BRYANT**  
5-11 | 185 | JR | G  
Sarasota, Fla.




**AYOUB NOUHI**  
6-5 | 196 | FR | F  
Brussels, Belgium



**DAVID AZORE**  
6-4 | 205 | R-FR | G  
Houston, Texas



**EDRIC DENNIS**  
6-0 | 190 | R-JR | G  
Dallas, Texas



**RADSHAD DAVIS**  
6-2 | 205 | JR | G  
Nassau, Bahamas



**JABARI NARCIS**  
6-9 | 230 | JR | F  
Chaguanas, Trinidad and Tobago



**SCOTT MUIRHEAD**  
6-3 | 206 | R-JR | G  
Ennis, Texas



**ANDRES IBARGUEN**  
6-5 | 230 | JR | F  
Santa Marta, Colombia




**PEDRO CASTRO**  
6-6 | 185 | R-FR | G  
Fort Worth, Texas



**TIANDRE JACKSON-YOUNG**  
6-3 | 195 | JR | G  
Marshall, Texas



**PATRICK MWAMBA**  
6-5 | 188 | FR | F  
Bukava, Congo



**PATRICK BINZER**  
6-1 | 180 | R-JR | G  
Weatherford, Texas



**MCKADE MARQUIS**  
6-0 | 215 | FR | G  
Whitehouse, Texas

@UTA\_MBB

@UTA\_Hoops



**CHRIS OGDEN**  
HEAD COACH



**GREG YOUNG**  
ASSOC. HEAD COACH



**RILEY DAVIS**  
ASST. COACH



**ROYCE JOHNSON**  
ASST. COACH

## PRONUNCIATION GUIDE

#3 **AYOUB NOUHI**: A-ube NEW-he  
#4 **DAVID AZORE**: AYE-zore  
#10 **RADSHAD DAVIS**: ruh-SHAHD  
#13 **JABARI NARCIS**: NAHR-sis

#20 **ANDRES IBARGUEN**: E-BAR-gwen  
#23 **Patrick MWAMBA**: mm-WAMBA  
#33 **McKade MARQUIS**: MAR-qees



**JARRED JACKSON**  
DIR. OF OPERATIONS



**PARKER EIDSON**  
GA/OPERATIONS



**MATT MCGANN**  
GA/ANALYTICS