



2018-19 SCHEDULE & RESULTS

Date	Opponent (TV)	Time (PT)
Wed., Nov. 7	Menlo College	W, 82-75
Sun., Nov. 11	at Arizona	L, 82-61
Fri., Nov. 16	at Sacramento State	Postponed
Mon., Nov. 19	at Washington State	L, 84-70
Portland Classic (Portland Host)		
Wed., Nov. 21	vs. Texas State	L, 54-42
Fri., Nov. 23	at Portland	L, 72-67
Sat., Nov. 24	vs. USC Upstate	W, 75-74 (OT)
Sat., Dec. 1	at Fresno State	L, 76-67
Sat., Dec. 8	Bethune-Cookman	W, 80-78 (OT)
Sat., Dec. 15	at California	L, 67-66
Tue., Dec. 18	at CSU Bakersfield	L, 74-61
Fri., Dec. 21	UTA	7 p.m.
Sat., Dec. 29	at Siena (ESPN3)	11 a.m.
Fri., Jan. 4	Holy Names	7 p.m.
Big West Conference		
Wed., Jan. 9	at UC Santa Barbara	7 p.m.
Sat., Jan. 12	CSUN	7 p.m.
Sat., Jan. 19	at UC Davis	5 p.m.
Wed., Jan. 23	UC Riverside	7 p.m.
Sat., Jan. 26	Cal State Fullerton	7 p.m.
Thur., Jan. 31	at UC Riverside	7 p.m.
Sat., Feb. 2	at CSUN	7 p.m.
Thur., Feb. 7	UC Davis	7 p.m.
Sat., Feb. 9	Long Beach State	7 p.m.
Thur., Feb. 14	at Hawai'i	10 p.m.
Thur., Feb. 21	at UC Irvine	7 p.m.
Sat., Feb. 23	Hawai'i	7 p.m.
Thur., Feb. 28	at Cal State Fullerton	7 p.m.
Sat., March 2	at Long Beach State (ESPN3)	7 p.m.
Thur., March 7	UC Irvine	7 p.m.
Sat., March 9	UC Santa Barbara	7 p.m.
Big West Conference Tournament (Anaheim, CA)		
Thur., March 14	Quarterfinal (FOX Prime)	TBA
Fri., March 15	Semifinal (ESPNU / ESPN3)	6:30/9 p.m.
Sat., March 16	Championship (ESPN2)	9 p.m.

BIG WEST CONFERENCE STANDINGS (DEC. 20)

	Big West			Overall		
	W	L	PCT	W	L	PCT
UC Irvine	0	0	.000	11	2	.846
UC Santa Barbara	0	0	.000	8	3	.727
Hawai'i	0	0	.000	6	4	.600
UC Riverside	0	0	.000	4	8	.333
Cal Poly	0	0	.000	3	7	.300
UC Davis	0	0	.000	3	7	.300
Cal State Fullerton	0	0	.000	3	8	.273
CSUN	0	0	.000	3	8	.273
Long Beach State	0	0	.000	3	9	.250

UPCOMING GAMES

Thursday, Dec. 20

Pepperdine at Long Beach State, 7 p.m.

Friday, Dec. 21

UC Irvine at Butler, 3:30 p.m. (FS1)

UTA at Cal Poly, 7 p.m.

Saturday, Dec. 22

CSUN vs. SIUE, 11 a.m.

Cal State Fullerton at Nebraska, 11 a.m. (BTN)

Loyola Marymount at UC Riverside, 2 p.m.

Idaho State at UC Santa Barbara, 2 p.m.

UNLV at Hawai'i, 2 p.m. (ESPNU)

Colorado State at Long Beach State, 2 p.m.

UC Davis at Arizona, 4 p.m. (Pac-12 Networks)

CAL POLY ATHLETICS COMMUNICATIONS

Mott Athletics Center • 1 Grand Avenue • San Luis Obispo, CA 93407

GoPoly.com • @CPMustangs

Contact: Chris Giovannetti (cgiovann@calpoly.edu)



Freshman Junior Ballard led Cal Poly with a career high 21 points at CSU Bakersfield (Dec. 18).

CAL POLY HOSTS UTA FRIDAY TO CLOSE 2018 HOME SLATE

Exactly one year to the date of the program's first meeting versus UTA, the Cal Poly men's basketball team hosts the Mavericks to close its 2018 home schedule inside Mott Athletics Center on Friday, Dec. 21. Tip time is 7 p.m. for Cal Poly (3-7), which looks to remain undefeated at home this season and snap a two-game slide following Tuesday's 74-61 loss at CSU Bakersfield. A combined 1-5 all-time against Sun Belt programs, Cal Poly seeks its first victory against a team from that conference since opening the 1997-98 season with a victory versus Arkansas State. UTA (3-7), which defeated Cal Poly in Arlington, Texas, on Dec. 21, 2017, has dropped seven successive games. The Mavericks most recently fell at No. 4 Gonzaga on Tuesday, 89-55.

FOLLOW CAL POLY THIS WEEK: Chris Sylvester will have the play-by-play call of Friday's matchup versus UTA for ESPN 1280 in San Luis Obispo County and via GoPoly.com ... live stats and streaming video of the matchup will also be available via GoPoly.com.

CAL POLY VERSUS UTA: The Mavericks won the only previous meeting between the two sides on Dec. 21, 2017 (77-56).

FIELDS REMAINS CAL POLY'S CATALYST: One of Cal Poly's top two scorers during each

UP NEXT: FRIDAY, DEC. 21

UTA (3-7)

Friday, Dec. 21 (7 p.m.)

Mott Athletics Center (San Luis Obispo)

Audio / Video / Live Stats: GoPoly.com

Series Record: UTA, 1-0

Winning Streak: UTA, 1-0

Only Meeting: Dec. 21, 2017 (UTA, 77-56, at UTA)



of his three seasons as a Mustang, senior guard **Donovan Fields** enters Friday's matchup versus UTA ranked sixth among Big West players with a team leading 16.0 points per game. Topped by a career high 30-point effort versus Menlo College (Nov. 7), a 28-point showing against Bethune-Cookman (Dec. 8) and a 26-point performance at California (Dec. 15), Fields has scored 20-plus points five times this year and chalked up six double-digit scoring games. He also owns four of Cal Poly's top five scoring games this season. The leading free throw shooter in Cal Poly program history at 88.1 (170-for-193) percent, Fields is averaging 12.7 career points per game and has scored in double figures 44 times in 72 (61.1 percent) Division I appearances. He requires just 88 more points to become the 24th player in program history

CAL POLY PROBABLE STARTERS • DEC. 21

NO	MUSTANG	POS	YR	HT	NOTABLE
3	Donovan Fields	G	SR	5-10	6th Big West w/ 16.0 PPG, 4th w/ 4.1 APG
5	Mark Crowe	W	SO	6-5	43rd in NCAA Division I w/ 44.9% 3pt mark; 11.1 PPG
11	Marcellus Garrick	G	SR	6-4	9.2 PPG; 4 double-digit scoring games
13	Daxton Carr	F	FR	6-7	5.8 PPG; started last four games
30	Hank Hollingsworth	F	JR	6-10	3rd Big West w/ 1.3 BPG, 11th w/ 5.5 RPG

CAL POLY 2018-19 INFORMATION

GENERAL INFORMATION

Official Athletics Name Cal Poly
Location San Luis Obispo, Calif.
Founded 1901
Enrollment 21,812
Mascot Mustangs
Colors Forest Green (343) / Copper (460) / Vegas Gold (116)
Conference Big West
Athletics Department Web Site GoPoly.com
Cal Poly Athletics Twitter / Facebook CPMustangs / CalPolyMustangs
Home Court (Capacity) Mott Athletics Center (3,032)
Press Row Phone (805) 756-6751
President Jeffrey D. Armstrong
Director of Athletics Don Oberhelman

COACHING INFORMATION

Head Coach (Alma Mater) Joe Callero (Central Washington, 1986)
Cal Poly Record (Big West) / Seasons 123-168 (63-83) / 10
Career NCAA Record / NCAA Seasons 262-308 / 20
Office Phone (805) 756-2288
Best Time to Contact Anytime
E-mail mbb@calpoly.edu
Twitter @CoachCallero
Assistant Coach Mitch Reaves
..... 10th Season / Washington State, 2008
Phone 756-1747
E-mail mreaves@calpoly.edu
Assistant Coach Kevon Davis
..... Third Season / West Chester, 2010
Phone 756-2354
E-mail kdavis50@calpoly.edu
Assistant Coach David Hanson
..... First Season / Cal Poly, 2012
Phone 756-2354
E-mail dhanson@calpoly.edu
Assistant Coach Jamal Johnson
..... First Season / Cal Poly, 2014
Phone 756-2354
E-mail jjohns74@calpoly.edu

PLAYER INFORMATION

All-Big West Conference Honorees Returning / Lost 0 / 0
Regular Starters Returning / Lost 3 / 2
Letterwinners Returning / Lost 6 / 6
Newcomers / Activated Redshirts / Incoming Transfers 8 / 1 / 3
Class Breakdown (FR / SO / JR / SR / RS) 6 / 2 / 2 / 3 / 2
Returning Scoring 48.0 percent (1,000 of 2,082 points)
Returning Rebounding 43.6 percent (451 of 1,035 rebounds)
Returning Assists 55.7 percent (207 of 372 assists)
Returning Minutes 53.2 percent (3,376 of 6,350 minutes)

HISTORICAL INFORMATION

2017-18 Overall Record 9-22
Home Record / Road / Neutral 7-6 / 1-13 / 1-3
2017-18 Big West Conference Record / Finish 4-12 / Seventh
Big West Home Record / Road 4-4 / 0-8
2018 Big West Conference Tournament 0-1
..... (lost to No. 2 UC Santa Barbara, quarterfinals, 75-53)
2018 Postseason Not Selected
First Season of Division I Competition 1994-95
Division I All-Time Record / Seasons 293-423 (.409) / 25
Big West Conference All-Time Record / Seasons 144-214 (.402) / 22
Division I Postseason Appearances 2
..... (2013 CollegeInsider.com Tournament; 2014 NCAA Tournament)
Big West Conference Tournament Record / Appearances 10-15 (.400) / 16

ATHLETICS COMMUNICATIONS

Assistant Media Relations Director /
Men's Basketball Contact Chris Giovannetti
Cell Phone (805) 470-0490
E-mail cgiovann@calpoly.edu
Mailing / Shipping Address Mott Athletics Center, 1 Grand Avenue,
..... San Luis Obispo, CA 93407



to reach 1,000. Also one of the top distributors in Cal Poly history, Fields is fourth among Big West players at 4.1 assists per game and 10th in program history with 226 career assists.

AS THE CROWE LETS IT FLY: Cal Poly's leader with seven double-digit scoring games after finishing with a career high 22 points at Fresno State (Dec. 1), 14 at CSU Bakersfield (Dec. 18) and 11 at California (Dec. 15), sophomore wing **Mark Crowe** now ranks 43rd among NCAA Division I players with a 44.9 (22-for-49) percent three-point mark. Crowe, who has knocked down multiple three-pointers in seven of 10 games, also ranks seventh among Big West players with a 50.6 (40-for-79) percent field goal mark and 15th with 11.1 points per game.

HOLLINGSWORTH ON THE BLOCK: The fourth leading shot blocker in program history with 94 career blocks, junior forward **Hank Hollingsworth** requires just 42 more to match the program record of 136 established by Varnie Dennis (2000-04). Also the second leading shooter in program history at 61.1 (80-for-131) percent, Hollingsworth chalked up his third career double-double with career highs for points (14) and rebounds (12) versus USC Upstate (Nov. 24). On the boards, Hollingsworth leads Cal Poly and ranks 11th among Big West players with 5.5 rebounds per game.

FRESHMEN IN THE FOLD: Three members of Cal Poly's six-player freshman class have enjoyed an immediate effect on the program's success thus far. Having started Cal Poly's last four games, forward **Daxton Carr** is averaging 5.8 points per night. Carr has twice scored a career high nine points and grabbed a collegiate best 10 rebounds at Fresno State (Dec. 1). Guard **Junior Ballard** has appeared in all 10 games and his five three-pointers at Fresno State marks the highest total by a Mustang this season. He also notched new career highs for points (21) and rebounds (six) at CSU Bakersfield (Dec. 18). Forward **Tuukka Jaakkola** leads Cal Poly with 73.7 (14-for-19) field goal mark – a figure fueled by a career high 13-point performance at Portland (Nov. 23).

CAL POLY'S QUALITY CONTROL: No Division I program has committed fewer turnovers per game since the beginning of the 2012-13 season than Cal Poly, which has averaged just 10.17 turnovers per 197 matchups (2,003 turnovers total). Cal Poly has led the Big West in fewest turnovers per game in five of the last six years.

INTO THE NIGHT: Dating to last season, Cal Poly has played seven overtime periods in its last

2018-19 HONOR ROLL

BIG WEST CONFERENCE PLAYER OF THE WEEK

- Donovan Fields (Dec. 10)

PORTLAND CLASSIC ALL-TOURNAMENT TEAM

- Donovan Fields (Nov. 24)

CAL POLY ROSTER AND PRONUNCIATION GUIDE

NO	NAME	POS	YR	HT	WT	EXP	HOMETOWN / LAST SCHOOL
0	Keith Smith	G	JR	6-0	170	TR	Danville, CA / VMI
1	Job Alexander	G	JR	6-4	200	TR	Brown Deer, WI / Trinidad (CO) State
3	Donovan Fields	G	SR	5-10	160	2V	Newburgh, N.Y. / Odessa (TX) College
5	Mark Crowe	W	SO	6-5	205	1V	Dallas, TX / Wilson HS
10	Jared Rice	G	RFR	5-10	180	RS	Modesto, CA / Central Catholic HS
11	Marcellus Garrick	G	SR	6-4	190	1V	Columbia, S.C. / Hancock College (CA)
13	Daxton Carr	F	FR	6-7	200	HS	Pocatello, ID / Highland HS
14	Tuukka Jaakkola	P	FR	6-10	240	CLUB	Helsinki, Finland / Helsinki Basketball Academy
22	Colin McCarthy	G	FR	6-3	190	HS	Redwood City, CA / Serra HS
23	Karlis Garoza	F	SO	6-9	220	1V	Saldus, Latvia / BK Liepājas Lauvas
24	Junior Ballard	G	FR	6-3	200	HS	Stockton, CA / Modesto Christian School
30	Hank Hollingsworth	F	JR	6-10	235	2V	Chelan, WA / Chelan HS
31	Nolan Taylor	F	JR	6-7	260	TR	Keller, TX / Pepperdine
33	Kyle Colvin	F	FR	6-6	210	HS	San Luis Obispo, CA / Mission Prep HS
35	Kuba Niziol	F	SR	6-7	200	2V	Wrocław, Poland / Howard College (TX)

Head Coach: Joe Callero / 10th Season / Central Washington, 1986

Assistant Coach: Mitch Reaves / 10th Season / Washington State, 2008

Assistant Coach: Kevon Davis / Third Season / West Chester, 2010

Assistant Coach: David Hanson / First Season / Cal Poly, 2012

Assistant Coach: Jamal Johnson / First Season / Cal Poly, 2014

PRONUNCIATIONS

Joe Callero	Cuh-LEHR-oh
Kevon Davis	KUH-von
1 Job Alexander	JOBE
14 Tuukka Jaakkola	TWO-kah ya-COLE-uh
23 Karlis Garoza	CAR-less guh-ROW-zuh
35 Kuba Niziol	COO-buh KNEE-jhoh

16 games. Including overtime wins this season versus USC Upstate (Nov. 24) and Bethune-Cookman (Dec. 8), Cal Poly has won its last three overtime games.

HOME IS WHERE THE (NON-CONFERENCE) WINS ARE: Under 10th-year head coach **Joe Callero**, Cal Poly is 27-9 inside Mott Athletics Center in non-conference home games. The Mustangs have won 10 of their last 12 home matchups versus non-Big West opposition.

LOOKING AHEAD (DEC. 24-30): Cal Poly's penultimate pre-Big West Conference matchup and final game of the calendar year comes at first-time opponent Siena on Saturday, Dec. 29 at 11 a.m. PT/2 p.m. PT. Making their return to the Empire State for the first time since topping Buffalo twice (Dec. 14-15, 1959) and falling at Adelphi (Dec. 16, 1959), Cal Poly has played a game in the Eastern Time Zone in each of the last two seasons after dropping matchups at Bethune-Cookman (Dec. 12, 2017) and Princeton (Dec. 31, 2016).

ETC.: Cal Poly improved to 39-1 against non-Division I programs with its 82-75, season-opening win versus Menlo College (Cal Poly transitioned to Division I prior to the 1994-95 season) ... the 13,995-fan attendance figure for Cal Poly's Nov. 11 game at Arizona marked the largest crowd for a Mustangs game since 17,995 fans packed the Scottrade Center in St. Louis for the program's 2014 NCAA Tournament second round matchup versus Wichita State (March 21, 2014) ... Cal Poly's scheduled Nov. 16 game at Sacramento State was postponed due to continued poor air quality related to the Camp Fire (a makeup date has not yet been announced) ... Cal Poly's Nov. 19 matchup at Washington State marked the program's first and only meeting against the Cougars since Feb. 10, 1976 and leaves Oregon (one all-time meeting) as the least frequent Pac-12 Conference opponent in Mustang history ... Cal Poly's six-game road trip from Nov. 11-Dec. 1 marked the fourth time in five years the Mustangs embarked on a road trip of six games or lengthier ... tenth-year head coach Joe Callero moved into sole possession of third place on the Cal Poly career victories chart with his 122nd win as Mustang head coach during the program's Nov. 24 triumph versus USC Upstate. Having surpassed Steve Beason (1986-95) for third place in program history, Callero ranks 18th in career victories in Big West Conference history ... Cal Poly's 80-78 home win versus Bethune-Cookman marked the program's first victory versus a MEAC program.

— **POLY** —

CAL POLY 2018-19 RECORDS

At ...
Mott Athletics Center: 2-0
Opponent: 0-6
Neutral: 1-1

Versus ...
Ranked Programs (Date of Game): 0-0
Unranked Programs: 3-7

When ...
Leading at Halftime: 2-2
Tied at Halftime: 0-0
Trailing at Halftime: 1-5
Higher Field Goal Percentage: 2-0
Lower Field Goal Percentage: 1-7
Higher Three-Point Percentage: 1-3
Lower Three-Point Percentage: 0-5
Same Three-Point Percentage: 1-0
Higher Free Throw Percentage: 1-4
Lower Free Throw Percentage: 2-3
Outrebounding Opponent: 1-3
Fewer Rebounds: 2-4
Producing More Assists: 0-2
Fewer Assists: 3-5
Producing More Steals: 2-1
Fewer Steals: 1-6
Blocking More Shots: 3-1
Fewer Blocks: 0-4
Same Amount of Blocks: 0-2
Committing More Fouls: 0-3
Fewer Fouls: 3-2
Same Amount of Fouls: 0-2

Against the ...
Atlantic Sun Conference: 1-0
Golden State Athletic Conference: 1-0
Mid-Eastern Athletic Conference: 1-0
Mountain West Conference: 0-1
Pac-12 Conference: 0-3
Sun Belt Conference: 0-1
West Coast Conference: 0-1
Western Athletic Conference: 0-1

In ...
Overtime Games: 2-0
November: 2-4
December: 1-3

On ...
Monday: 0-1
Tuesday: 0-1
Wednesday: 1-1
Friday: 0-1
Saturday: 2-2
Sunday: 0-1

In Front of ...
10,000-Plus Spectators: 0-1
5,000-9,999 Spectators: 0-0
1,000-4,999 Spectators: 2-6
Less than 1,000 Spectators: 1-0

CAL POLY 2018-19 STARTING LINEUPS

DATE	OPPONENT	1	2	3	4	5	INSTANCE	RECORD
Nov. 7	Menlo College (W, 82-75)	Alexander	Fields	Garrick	Crowe	Hollingsworth	1	1-0
Nov. 11	at Arizona (L, 82-61)	Fields	Garrick	Crowe	Niziol	Hollingsworth	1	0-1
Nov. 16	at Sacramento State (Postponed)	—	—	—	—	—	—	—
Nov. 19	at Washington State (L, 84-70)	Fields	Garrick	Crowe	Niziol	Hollingsworth	2	0-2
Nov. 21	vs. Texas State (L, 54-42)	Fields	Garrick	Crowe	Niziol	Hollingsworth	3	0-3
Nov. 23	at Portland (L, 72-67)	Fields	Garrick	Crowe	Niziol	Hollingsworth	4	0-4
Nov. 24	vs. USC Upstate (W, 75-74 / OT)	Fields	Garrick	Crowe	Niziol	Hollingsworth	5	1-4
Dec. 1	at Fresno State (L, 76-67)	Fields	Garrick	Crowe	Carr	Hollingsworth	1	0-1
Dec. 8	Bethune-Cookman (W, 80-78 / OT)	Fields	Garrick	Crowe	Carr	Hollingsworth	2	1-1
Dec. 15	at California (L, 67-66)	Fields	Garrick	Crowe	Carr	Hollingsworth	3	1-2
Dec. 18	at CSU Bakersfield (L, 74-61)	Fields	Garrick	Crowe	Carr	Hollingsworth	4	1-3
Dec. 21	UTA (—)	—	—	—	—	—	—	—
Dec. 29	at Siena (—)	—	—	—	—	—	—	—

2018-19 CAL POLY MEN'S BASKETBALL



0 KEITH SMITH
G • JR (RS) • 6-0
Danville, CA




1 JOB ALEXANDER
G • JR • 6-4
Milwaukee, WI



3 DONOVAN FIELDS
G • SR • 5-10
Newburgh, N.Y.



5 MARK CROWE
W • SO • 6-5
Dallas, TX



10 JARED RICE
G • RFr • 5-10
Modesto, CA




11 MARCELLUS GARRICK
G • SR • 6-4
Columbia, S.C.




13 DAXTON CARR
F • FR • 6-7
Pocatello, ID



14 TUUKKA JAAKKOLA
F • FR • 6-10
Helsinki, Finland



22 COLIN MCCARTHY
G • FR • 6-3
Redwood City, CA



23 KARLIS GARUZA
F • SO • 6-9
Saldus, Latvia



24 JUNIOR BALLARD
G • FR • 6-3
Stockton, CA



30 HANK HOLLINGSWORTH
F • JR • 6-10
Chelan, WA



31 NOLAN TAYLOR
F • JR (RS) • 6-7
Keller, TX



33 KYLE COLVIN
F • FR • 6-6
San Luis Obispo, CA



35 JAKUB NIZIOL
F • SR • 6-7
Wrocław, Poland



JOE CALLERO
Head Coach
10th Season



MITCH REEVES
Assistant Coach
10th Season



KEVON DAVIS
Assistant Coach
Third Season



DAVID HANSON
Assistant Coach
First Season



JAMAL JOHNSON
Assistant Coach
First Season



JOE CALLERO

Head Coach • 10th Season • Central Washington, 1986

Having established the Cal Poly men's basketball team as the Big West Conference's elite defensive program and with the Mustangs enjoying their most successful period in the Division I era, Joe Callero is in his 10th season as head coach.

Under Callero, Cal Poly's 63 Big West victories rank as the highest total over a nine-year period in program history while the team's 120 total wins rank as the highest nine-year total in 26 seasons.

The Big West's dominant defensive program, Cal Poly has led the conference in fewest points allowed per game during five of the last eight seasons while ranking as one of the nation's top 40 defensive programs in four of the last eight years.

Also one of the nation's most efficient squads, Cal Poly has averaged just 9.96 turnovers per game during the past six seasons – the lowest figure among more than 350 Division I programs.

With two more victories, Callero will move into third place all-time in career victories by a Cal Poly head coach. His 63 career Big West victories already rank as the second highest total of conference wins by a Mustang head coach.

After directing the Mustangs to the program's first Big West Conference Tournament championship, first NCAA Division I Tournament appearance and first NCAA Tournament win in 32 years during the 2013-14 season, Cal Poly's notable achievements have continued in recent seasons under Callero. During the 2017-18 season, Cal Poly finished seventh among 351 NCAA Division I programs with a 78.0 percent free throw mark. Two years ago, the

Mustangs finished 20th among NCAA Division I programs with just 10.7 turnovers per game and blocked the highest number of shots during Callero's tenure (113).

Through Callero's direction, Cal Poly's finish to the 2013-14 season ranked as one of the most notable athletics achievements in university history. The first and only No. 7 seed in the 43-year history of the Big West Conference Tournament to claim the crown, Cal Poly swept aside second-seeded UC Santa Barbara, No. 1 UC Irvine and fifth-seeded CSUN to earn the program's first Big West championship and first NCAA Division I Tournament berth. At the NCAA Tournament First Four, the Mustangs topped fellow No. 16 seed Texas Southern to record the program's first postseason win in 32 years and one of only three NCAA Tournament victories by a Big West program in the last 13 seasons. Despite falling to top-seeded Wichita State in the NCAA Tournament second round, Cal Poly finished the 2013-14 season ranked fifth nationally in fewest turnovers per game (8.9) and 37th in points allowed per game (63.6).

With a reputation for refining talent, Callero – who coached NBA champion Brian Scalabrine at USC (1998-99) – has helped produce 13 professional players from Cal Poly. In February 2017, guard David Nwaba became the first Mustang in Cal Poly's Division I era to sign with an NBA franchise, inking a deal with the Los Angeles Lakers and making 20 appearances (Nwaba was later picked up by the Chicago Bulls in July 2017). Among Cal Poly's other recent professional successes, guard Kyle Odister (2009-14) helped Sheffield Sharks to the 2016 British Basketball League title, guard Drake U'u (2009-13) – currently the assistant general manager with the Sacramento Kings' G League franchise – lifted Perth Wildcats to the 2014 Australia National Basketball League championship and guard Amaury Fernin (2009-12) was named 2013 Rookie of the Year in the Dominican Republic national league.

Cal Poly has produced 13 All-Big West selections under Callero while, in

2014, Chris Eversley became the first Big West Tournament Most Valuable Player selection in program history.

Under Callero, Cal Poly regularly plays the nation's elite teams in elite venues and features on national television. In nine previous seasons under Joe Callero,

Cal Poly has played in 22 different states, competed in 13 arenas that have hosted NCAA Division I Tournament games and visited nationally ranked opponents such as Arizona, UCLA, Gonzaga, Texas A&M, San Diego State, Pitt, Oregon and Wisconsin.

During the past five seasons, Cal Poly has made 55 television appearances – including two as part of the 2014 NCAA Tournament. Cal Poly has hosted three nationally televised ESPN home games from Mott Athletics Center during the last five years and sold out every seat in the house each time.

Under Callero, Cal Poly is 67-48 inside Mott Athletics Center. Between the 2011-12 and 2013-14 seasons, Cal Poly won 16 straight Big West Conference home games.

Setting the stage for Cal Poly's 2013-14 championship season was a 2012-13 Mustang squad that set program records for Big West victories (12) and Big West winning percentage (.667) en route to a second successive Big West Tournament semifinal appearance. An overall 18-win total helped Cal Poly match or exceed its victory total from the previous year for the fourth successive season (a feat not accomplished for 41 years). The 2012-13 Mustangs also finished 13-1 inside the Mott Athletics Center to set Division I program records for home victories, fewest home losses and home winning percentage (.929). In topping No. 11 UCLA at Pauley Pavilion, the Mustangs chalked up their first victory against a ranked opponent and, as part of the Collegiansider.com Tournament, Cal Poly played the program's first postseason game in 27 years. Cal Poly also finished second nationally in fewest turnovers per game (9.4) and fourth in assist-to-turnover

ratio (1.46-to-1).

Cal Poly finished the 2011-12 season ranked among Division I basketball's top-25 defensive programs for a second successive year. Along the way, Cal Poly produced an 18-win season, reached the Big West Tournament semifinals for the first time in five years and, during a 100-54 victory against CSUN, the Mustangs sank their first 11 three-point attempts to match a 25-year-old NCAA record.

Selected to finish fifth in the Big West standings during the 2010-11 season, Cal Poly instead matched single-season program records for highest showing in the Big West (second) and highest seeding for the conference tournament (second). The Mustangs also cemented their status as a defensive powerhouse by finishing third among NCAA Division I programs in opponent three-point percentage and sixth in opponent points per game.

Callero's initial 2009-10 season at Cal Poly yielded one of the top single-year turnarounds in program history. In orchestrating a five-win improvement from the previous year, Callero also directed the Mustangs to their best start to any Big West season (5-2). Predicted to finish last in the standings, Cal Poly clinched the No. 6 seed for the Big West Tournament and capped the year by winning the program's first conference tournament game in three seasons.

Named head coach of Cal Poly on April 3, 2009, Callero has developed a reputation for revitalizing programs. As head coach at Seattle (2001-09), Callero directed the Redhawks to 75 victories during his final four seasons and successfully led the program through its Division I transition. Callero's final 2008-09 season with the Redhawks produced a 21-8 campaign and the program's highest winning percentage in 45 seasons. Additionally, the 2008-09 Seattle squad – as an independent program – finished No. 131 out of 347 Division I programs in the final Sagarin Ratings.

Under Callero, Seattle finished the 2006-07 season with a 20-9 record, a Great Northwest Athletic Conference

title and the program's first berth in the NCAA Division II Tournament in 38 years. During just his second season at Seattle (2002-03), Callero directed the Redhawks to a 16-11 finish that was the program's first winning campaign in nine seasons and a 10-victory improvement upon the previous year.

Prior to success at Seattle, Callero guided Division III University of Puget Sound to a combined 22-25 record during the 1999-00 and 2000-01 seasons. The Loggers finished 14-10 during his final season to secure the program's first winning campaign in nine years.

Before pointing Puget Sound in a winning direction, Callero served the 1998-99 season as an assistant coach at USC. During his one season in Los Angeles, Callero assisted the Trojans to the NIT.

A prominent figure on the northwest basketball scene for more than two decades, Callero compiled a 130-49 mark during two three-season stints at Highline Community College (1989-92, 1995-98) and, before departing for USC, helped guide the Thunderbirds to successive Northwest Athletic Association of Community Colleges championships.

Callero twice earned conference Coach of the Year praise after Highline posted a combined 63-2 mark during the 1996-97 and 1997-98 campaigns.

Between successful stints at Highline Community College, Callero served as the head coach and as a guidance counselor at Sumner HS (1992-95). Under Callero, Sumner also posted its first winning campaign in six years.

A 1986 graduate of Central Washington with a bachelor's degree in psychology, Callero helped guide the Wildcats to consecutive NAIA National Championship appearances. The point guard and captain of Central Washington's 1985-86 squad received his master's degree in education from Seattle in 1991. One of 16 children, Callero is a graduate of Enumclaw HS.

Callero and his wife, Erika, reside in nearby Arroyo Grande. Their daughter, Malia, attends San Diego State.

SEASON-BY-SEASON COACHING BREAKDOWN*

	OVERALL			CONFERENCE			NCAA TOURN.			
YEAR	W	L	PCT.	W	L	PCT.	W	L	PCT.	NOTE(S)
University of Puget Sound (Division III)										
1999-00	8	15	.348	6	10	.375	--	--	--	
2000-01	14	10	.583	8	8	.500	--	--	--	Program's first winning season in nine years
Seattle University (Division II; completed transition to Division I prior to 2008-09 season)										
2001-02	6	23	.207	4	14	.222	--	--	--	
2002-03	16	11	.593	9	9	.500	--	--	--	10-win turnaround from first year; program's first winning season in nine years
2003-04	9	18	.333	5	13	.278	--	--	--	
2004-05	11	16	.407	6	12	.333	--	--	--	
2005-06	16	11	.593	9	9	.500	--	--	--	
2006-07	20	9	.690	11	5	.688	1	1	.500	Great Northwest Athletic Conference co-champion; second round, NCAA Tournament
2007-08	18	9	.667	11	7	.611	--	--	--	Last season at Division II level
2008-09	21	8	.724	Independent			--	--	--	First season at Division I level; program's highest overall win total in 45 seasons
Cal Poly										
2009-10	12	19	.387	7	9	.438	--	--	--	Five-win turnaround from previous season; first Big West Tournament win in three years
2010-11	15	15	.500	10	6	.625	--	--	--	Matched program records for Big West victories and highest Big West Tourn. seed (2)
2011-12	18	15	.546	8	8	.500	--	--	--	Win total second highest in 18-year Division I tenure; Big West Tournament semifinalist
2012-13	18	14	.563	12	6	.667	--	--	--	Cal Poly records for Big West wins (12) and winning percentage (.667); 13-1 home record
2013-14	14	20	.412	6	10	.375	1	1	.500	First Big West championship, NCAA Division I Tournament appearance in program history
2014-15	13	16	.448	6	10	.375	--	--	--	No. 2 nationally in fewest TO/g (8.8); led Big West in scoring defense for fifth straight year
2015-16	10	20	.333	4	12	.250	--	--	--	Cal Poly finished 16th among NCAA Division I programs with just 10.3 turnovers per game
2016-17	11	20	.355	6	10	.375	--	--	--	Program ranked 20th among NCAA Division I programs with just 10.7 turnovers per game
2017-18	9	22	.290	4	12	.250	--	--	--	Cal Poly finished seventh among NCAA Division I programs with a 78.0 percent free throw mark
2018-19	3	7	.300	--	--	--	--	--	--	

*Records from coaching stints at four-year programs only. Callero also directed Highline Community College (1989-92, 1995-98) where he posted a 130-49 mark and Sumner HS (1992-95).

2018-19 MUSTANG PROFILES

DONOVAN FIELDS

5-10 • 160 • Senior • Guard
Newburgh, N.Y.
{Odessa College} _____ **3**

2018-19 (Senior)

As of Dec. 20, started all 10 games and averaged 34.8 minutes per appearance ... ranked sixth among Big West Conference players with 16.0 points per game and fourth with 4.1 assists per game and 1.7 steals per game ... scored career high 30 points versus Menlo College (Nov. 7) ... added 28 points versus Bethune-Cookman (Dec. 8), 26 at California (Dec. 15), 22 at Washington State (Nov. 19) and 21 versus USC Upstate (Nov. 24) ... distributed season high seven assists at Washington State and versus USC Upstate (Nov. 24) ... grabbed season high four rebounds versus USC Upstate and at California.



CAREER GAME HIGHS

Points (30)Menlo College (Nov. 7, 2018)
Field Goals (11, twice) ..last vs. Bethune-Cookman / OT (Dec. 8, 2018)
Three-Pointers (4, four times).....last at California (Dec. 15, 2018)
Free Throws (9)Hawai'i (Feb. 3, 2018)
Rebounds (6, twice)last vs. Pepperdine (Dec. 2, 2017)
Assists (11).....Pepperdine (Dec. 2, 2017)
Steals (5, twice)last vs. Texas A&M-Corpus Christi (Dec. 3, 2016)
Blocks (1, six times)last vs. Texas State (Nov. 21, 2018)
Minutes (45)CSUN / 2OT (Feb. 22, 2018)

2018-19 GAME HIGHS

Points (30)Menlo College (Nov. 7, 2018)
Field Goals (11, twice) ..last vs. Bethune-Cookman / OT (Dec. 8, 2018)
Three-Pointers (4).....at California (Dec. 15, 2018)
Free Throws (6)Menlo College (Nov. 7, 2018)
Rebounds (4, twice)last at California (Dec. 15, 2018)
Assists (7, twice).....last vs. USC Upstate / OT (Nov. 24, 2018)
Steals (4)Texas State (Nov. 21, 2018)
Blocks (1)Texas State (Nov. 21, 2018)
Minutes (42)Bethune-Cookman / OT (Dec. 8, 2018)

MARCELLUS GARRICK

6-4 • 190 • Senior • Guard
Columbia, S.C. {Allan
Hancock College} _____ **11**

2018-19 (Senior)

As of Dec. 20, started all 10 games and averaged 27.4 minutes per appearance ... scored season high 16 points at Arizona (Nov. 11) and versus Menlo College (Nov. 7) ... added 15 points versus USC Upstate (Nov. 24) and 13 against Bethune-Cookman (Dec. 8) ... grabbed season high four rebounds versus USC Upstate and Bethune-Cookman ... produced career high four steals versus Texas State (Nov. 21).



CAREER GAME HIGHS

Points (20)Pepperdine (Dec. 2, 2017)
Field Goals (7)Pepperdine (Dec. 2, 2017)
Three-Pointers (5).....at California (Nov. 12, 2017)
Free Throws (4, twice)last vs. USC Upstate / OT (Nov. 24, 2018)
Rebounds (6)at Hawai'i (Jan. 10, 2018)
Assists (3, twice).....Bethune-Cookman / OT (Dec. 8, 2018)
Steals (4)Texas State (Nov. 21, 2018)
Blocks (1, twice)last vs. Long Beach State (Jan. 25, 2018)
Minutes (38)USC Upstate / OT (Nov. 24, 2018)

2018-19 GAME HIGHS

Points (16, twice)last at Arizona (Nov. 11, 2018)
Field Goals (6)at Arizona (Nov. 11, 2018)
Three-Pointers (4)Menlo College (Nov. 7, 2018)
Free Throws (5)Bethune-Cookman / OT (Dec. 8, 2018)
Rebounds (4, twice).....last vs. Bethune-Cookman / OT (Dec. 8, 2018)
Assists (3)Bethune-Cookman / OT (Dec. 8, 2018)
Steals (4)Texas State (Nov. 21, 2018)
Blocks (0)
Minutes (38)USC Upstate / OT (Nov. 24, 2018)

KUBA NIZIOL

6-7 • 210 • Senior • Forward
Wrocław, Poland
{Howard College} _____ **35**

2018-19 (Senior)

As of Dec. 20, started five of 10 games and averaged 18.0 minutes per appearance ... scored season high 12 points versus Menlo College (Nov. 7) and added 10 at Washington State (Nov. 19) ... grabbed career high 12 rebounds and distributed career high eight assists versus Menlo College.



CAREER GAME HIGHS

Points (16).....at UTA (Dec. 21, 2017)
Field Goals (5, four times).....last at UC Riverside (March 1, 2018)
Three-Pointers (5)vs. College of Charleston (Nov. 22, 2017)
Free Throws (5, twice)last vs. Menlo College (Nov. 7, 2018)
Rebounds (12)Menlo College (Nov. 7, 2018)
Assists (8).....Menlo College (Nov. 7, 2018)
Steals (2, five times).....last vs. Menlo College (Nov. 7, 2018)
Blocks (2, five times).....last vs. CSUN / 2OT (Feb. 22, 2018)
Minutes (35)UC Davis; 3OT (Feb. 15, 2018)

2018-19 GAME HIGHS

Points (12)Menlo College (Nov. 7, 2018)
Field Goals (4)at Washington State (Nov. 19, 2018)
Three-Pointers (2)at Washington State (Nov. 19, 2018)
Free Throws (5)Menlo College (Nov. 7, 2018)
Rebounds (12)Menlo College (Nov. 7, 2018)
Assists (8).....Menlo College (Nov. 7, 2018)
Steals (2)Menlo College (Nov. 7, 2018)
Blocks (1, twice)last vs. Bethune-Cookman / OT (Dec. 8, 2018)
Minutes (28)Menlo College (Nov. 7, 2018)

2018-19 MUSTANG PROFILES

JOB ALEXANDER

6-4 • 200 • Junior
Guard • Milwaukee, WI
{Trinidad State} **1**

2018-19 (Junior)

As of Dec. 20, appeared in all 10 games with one start and averaged 13.3 minutes per game ... scored career high five points at Washington State (Nov. 19) ... grabbed career high five rebounds at Fresno State (Dec. 1).



CAL POLY GAME HIGHS

Points (5)at Washington State (Nov. 19, 2018)
Field Goals (2).....at Washington State (Nov. 19, 2018)
Three-Pointers (0).....
Free Throws (4)at CSU Bakersfield (Dec. 18, 2018)
Rebounds (6)at Fresno State (Dec. 1, 2018)
Assists (3, twice)last at Fresno State (Dec. 1, 2018)
Steals (1, twice).....last vs. USC Upstate / OT (Nov. 24, 2018)
Blocks (0)
Minutes (18).....Menlo College (Nov. 7, 2018)

HANK HOLLINGSWORTH

6-10 • 235 • Junior
Forward • Chelan, WA
{Chelan HS} **30**

2018-19 (Junior)

As of Dec. 20, started all 10 games and averaged 21.9 minutes per appearance ... ranked third among Big West Conference players with 1.3 blocks per game and 11th with 5.5 rebounds per game ... produced third career double-double with career highs for points (14) and rebounds (12) versus USC Upstate (Nov. 24) ... added eight points at California (Dec. 15) ... blocked season high five shots versus Menlo College (Nov. 8).



CAREER GAME HIGHS

Points (14)USC Upstate / OT (Nov. 24, 2018)
Field Goals (6).....Pepperdine (Dec. 2, 2017)
Three-Pointers (0).....
Free Throws (2, seven times)last at California (Dec. 15, 2018)
Rebounds (12)USC Upstate / OT (Nov. 24, 2018)
Assists (1, seven times).....last at Fresno State (Dec. 1, 2018)
Steals (1, eight times).....last vs. Bethune-Cookman / OT (Dec. 8, 2018)
Blocks (7)Cal State Fullerton / OT (Jan. 6, 2018)
Minutes (34)USC Upstate / OT (Nov. 24, 2018)

2018-19 GAME HIGHS

Points (14)USC Upstate / OT (Nov. 24, 2018)
Field Goals (6)USC Upstate / OT (Nov. 24, 2018)
Three-Pointers (0).....
Free Throws (2, three times).....last at California (Dec. 15, 2018)
Rebounds (12)USC Upstate / OT (Nov. 24, 2018)
Assists (1).....at Fresno State (Dec. 1, 2018)
Steals (1, twice).....last vs. Bethune-Cookman / OT (Dec. 8, 2018)
Blocks (5).....Menlo College (Nov. 7, 2018)
Minutes (34)USC Upstate / OT (Nov. 24, 2018)

KEITH SMITH

6-0 • 170 • Junior • Guard
Danville, CA
{VMI} **0**

2018-19 (Redshirt)

Will redshirt season due to NCAA transfer rules ... will have two years of eligibility remaining beginning with the 2019-20 season.



CAL POLY GAME HIGHS

Points (0)
Field Goals (0).....
Three-Pointers (0).....
Free Throws (0).....
Rebounds (0).....
Assists (0)
Steals (0).....
Blocks (0)
Minutes (0).....

2018-19 MUSTANG PROFILES

NOLAN TAYLOR

6-7 • 260 • Junior
Forward • Keller, TX
{Pepperdine}

31

2018-19 (Redshirt)

Will redshirt season due to NCAA transfer rules ... will have two years of eligibility remaining beginning with the 2019-20 season



CAL POLY GAME HIGHS

Points (0)
Field Goals (0)
Three-Pointers (0)
Free Throws (0)
Rebounds (0)
Assists (0)
Steals (0)
Blocks (0)
Minutes (0)

MARK CROWE

6-5 • 205 • Sophomore
Wing • Dallas, TX
{Wilson HS}

5

2018-19 (Junior)

As of Dec. 20, started all 10 games and averaged 34.9 minutes per appearance ... ranked 43rd among NCAA Division I players with a 44.9 (22-for-49) percent three-point mark ... ranked seventh among Big West players with a 50.6 (40-for-79) percent field goal mark and 14th with 11.1 points per game ... scored career high 22 points at Fresno State (Dec. 1) ... added 14 points at CSU Bakersfield (Dec. 18) and 11 at Washington State (Nov. 19), versus USC Upstate (Nov. 24) and at California (Dec. 15) ... scored in double figures seven times ... grabbed career high nine rebounds against USC Upstate.



CAREER GAME HIGHS

Points (22)at Fresno State (Dec. 1, 2018)
Field Goals (8)at Fresno State (Dec. 1, 2018)
Three-Pointers (4)at Fresno State (Dec. 1, 2018)
Free Throws (3)Bethune-Cookman / OT (Dec. 8, 2018)
Rebounds (9)USC Upstate / OT (Nov. 24, 2018)
Assists (5)USC Upstate / OT (Nov. 24, 2018)
Steals (3, three times)last vs. USC Upstate / OT (Nov. 24, 2018)
Blocks (2, twice)last vs. Bethune-Cookman / OT (Dec. 8, 2018)
Minutes (44)USC Upstate / OT (Nov. 24, 2018)

2018-19 GAME HIGHS

Points (22)at Fresno State (Dec. 1, 2018)
Field Goals (8)at Fresno State (Dec. 1, 2018)
Three-Pointers (4)at Fresno State (Dec. 1, 2018)
Free Throws (3)Bethune-Cookman / OT (Dec. 8, 2018)
Rebounds (9)USC Upstate / OT (Nov. 24, 2018)
Assists (5)USC Upstate / OT (Nov. 24, 2018)
Steals (3)USC Upstate / OT (Nov. 24, 2018)
Blocks (2, twice)last vs. Bethune-Cookman / OT (Dec. 8, 2018)
Minutes (44)USC Upstate / OT (Nov. 24, 2018)

KARLIS GAROZA

6-9 • 230 • Freshman • Forward
Saldus, Latvia
{BK Liepajas Lauvas}

23

2018-19 (Sophomore)

As of Dec. 20, appeared in eight of 10 games and averaged 12.3 minutes per game ... matched career high with six points versus Texas State (Nov. 21) and at Portland (Nov. 23) ... grabbed season high six rebounds versus Texas State.



CAREER GAME HIGHS

Points (6, twice)last at Portland (Nov. 23, 2018)
Field Goals (2, eight times)last vs. Bethune-Cookman / OT (Dec. 8, 2018)
Three-Pointers (0)
Free Throws (2, four times)last at Portland (Nov. 23, 2018)
Rebounds (9)Holy Names (Nov. 15, 2017)
Assists (3)Holy Names (Nov. 15, 2017)
Steals (1, five times)last at CSU Bakersfield (Dec. 18, 2018)
Blocks (2)UC Santa Barbara (Jan. 4, 2018)
Minutes (26)at CSU Bakersfield (Dec. 18, 2018)

2018-19 GAME HIGHS

Points (6, twice)last at Portland (Nov. 23, 2018)
Field Goals (2, three times)last vs. Bethune-Cookman / OT (Dec. 8, 2018)
Three-Pointers (0)
Free Throws (2, twice)last at Portland (Nov. 23, 2018)
Rebounds (6)Texas State (Nov. 21, 2018)
Assists (1, four times)last at CSU Bakersfield (Dec. 18, 2018)
Steals (1)at CSU Bakersfield (Dec. 18, 2018)
Blocks (1, twice)last at California (Dec. 15, 2018)
Minutes (26)at CSU Bakersfield (Dec. 18, 2018)

2018-19 MUSTANG PROFILES

JUNIOR BALLARD

6-3 • 200 • Freshman • Guard
Stockton, CA • {Modesto Christian School} **24**

2018-19 (Freshman)

As of Dec. 20, appeared in all 10 games and averaged 13.0 minutes per appearance ... scored career high 21 points on 7-for-11 shooting at CSU Bakersfield (Dec. 18) ... added 15 points on 5-for-7 three-point shooting at Fresno State (Dec. 1) ... grabbed career high six rebounds at CSU Bakersfield.



2018-19 GAME HIGHS

Points (21).....at CSU Bakersfield (Dec. 18, 2018)
Field Goals (7)at CSU Bakersfield (Dec. 18, 2018)
Three-Pointers (5)at Fresno State (Dec. 1, 2018)
Free Throws (4, twice)last at California (Dec. 15, 2018)
Rebounds (6).....at CSU Bakersfield (Dec. 18, 2018)
Assists (1, six times)last at CSU Bakersfield (Dec. 18, 2018)
Steals (1)at CSU Bakersfield (Dec. 18, 2018)
Blocks (0)
Minutes (27)at CSU Bakersfield (Dec. 18, 2018)

DAXTON CARR

6-7 • 200 • Freshman
Forward • Pocatello, ID
{Highland HS} **13**

2018-19 (Freshman)

As of Dec. 20, appeared in nine of 10 games with four starts and averaged 22.0 minutes per game ... scored career high nine points at Portland (Nov. 23) and at California (Dec. 15) ... added seven points at Washington State (Nov. 19) and versus USC Upstate (Nov. 24) ... grabbed career high 10 rebounds at Fresno State (Dec. 1).



2018-19 GAME HIGHS

Points (9, twice).....last at California (Dec. 15, 2018)
Field Goals (3, twice)last at Portland (Nov. 23, 2018)
Three-Pointers (3).....at Portland (Nov. 23, 2018)
Free Throws (3)at California (Dec. 15, 2018)
Rebounds (10)at Fresno State (Dec. 1, 2018)
Assists (2, twice).....last at California (Dec. 15, 2018)
Steals (1, twice)at Fresno State (Dec. 1, 2018)
Blocks (1, four times)last at California (Dec. 15, 2018)
Minutes (36)at Fresno State (Dec. 1, 2018)

KYLE COLVIN

6-6 • 200 • Freshman • Forward
San Luis Obispo, CA
{Mission Prep HS} **33**

2018-19 (Redshirt)

Will utilize redshirt season during first year on campus.



2018-19 GAME HIGHS

Points (0)
Field Goals (0)
Three-Pointers (0)
Free Throws (0)
Rebounds (0)
Assists (0)
Steals (0)
Blocks (0)
Minutes (0)

2018-19 MUSTANG PROFILES

TUUKKA JAAKKOLA

6-10 • 240 • Freshman
Forward • Helsinki,
Finland {Helsinki
Basketball Academy}

14

2018-19 (Freshman)

As of Dec. 20, appeared in seven of 10 games and averaged 18.6 minutes per game ... led Cal Poly with a 73.7 (14-for-19) percent field goal mark ... scored career high 13 points at Portland (Nov. 23) ... grabbed career high nine rebounds versus Menlo College (Nov. 7).



2018-19 GAME HIGHS

Points (13)at Portland (Nov. 23, 2018)
Field Goals (5).....at Portland (Nov. 23, 2018)
Three-Pointers (0).....
Free Throws (3).....at Portland (Nov. 23, 2018)
Rebounds (9).....Menlo College (Nov. 7, 2018)
Assists (1, twice).....last vs. Texas State (Nov. 21, 2018)
Steals (1, twice)last at Washington State (Nov. 19, 2018)
Blocks (1, three times)last vs. USC Upstate / OT (Nov. 24, 2018)
Minutes (23)last vs. USC Upstate (Nov. 21, 2018)

COLIN McCARTHY

6-3 • 190 • Freshman • Guard
Redwood City, CA
{Serra HS}

10

2018-19 (Redshirt)

Will utilize redshirt season during first year on campus.



2018-19 GAME HIGHS

Points (0)
Field Goals (0).....
Three-Pointers (0).....
Free Throws (0).....
Rebounds (0).....
Assists (0)
Steals (0).....
Blocks (0)
Minutes (0).....

JARED RICE

5-10 • 180 • RS Freshman
Guard • Modesto, CA
{Central Catholic HS}

10

2018-19 (Freshman)

As of Dec. 20, appeared in three of 10 games and averaged 3.0 minutes per game ... scored first collegiate points at Arizona (Nov. 11).



2018-19 GAME HIGHS

Points (3).....at Arizona (Nov. 11, 2018)
Field Goals (1)at Arizona (Nov. 11, 2018)
Three-Pointers (1)at Arizona (Nov. 11, 2018)
Free Throws (0).....
Rebounds (0).....
Assists (0)
Steals (0).....
Blocks (0)
Minutes (2)at Arizona (Nov. 11, 2018)

2018-19 BOX SCORES

CAL POLY 82, MENLO COLLEGE 75

Nov. 7 • Mott Athletics Center • San Luis Obispo, CA

Official Basketball Box Score -- Game Totals -- Final Statistics
Menlo College vs Cal Poly
11/7/18 7:00 pm at San Luis Obispo, CA (Mott Athletics Ctr)

Menlo College 75 • 1-3

Team Stats: 7-15-12															
#	Player	Total		3-Ptr		Rebounds		PF	TP	A	T	Bk	Stl	Min	
		FG-FGA	FG-FGA	FT-FTA	Off	Def	Tot								
22	John Paine	f	8-14	1-1	5-7	2	2	4	3	22	1	3	0	32	
31	Henry Cornelious	r	6-12	0-1	2-6	1	3	4	3	14	0	2	3	1	25
60	Anders Nymo	r	2-2	2-2	2-3	0	2	2	8	3	2	0	0	23	
11	Jeremiah Testa	r	4-8	1-3	0-2	0	4	4	5	9	1	2	0	1	30
15	Jared Wall	g	1-4	0-0	0-0	0	3	5	2	3	0	0	0	0	26
62	Colton Wirth	g	1-1	1-1	0-0	0	0	0	0	3	2	0	0	0	6
63	Ross Williams	g	1-3	1-2	0-0	0	0	0	1	3	1	0	0	1	13
12	N'jai LeBlanc	g	2-7	2-6	0-1	0	3	3	0	6	2	2	0	1	28
63	Petr Ropke	g	1-2	0-0	0-0	1	1	2	2	0	0	0	0	0	3
33	Corey Le'aupepe	g	3-6	0-0	0-0	1	0	1	2	6	2	0	0	0	14
Team						2	0	2							
Totals			29-59	8-16	9-19	7	18	25	23	75	15	11	3	5	200

FG % 1st Half: 13-29 44.8% 2nd half: 16-30 53.3% Game: 29-59 49.2% Deadball Rebounds 5
3FG % 1st Half: 3-9 33.3% 2nd half: 5-7 71.4% Game: 8-16 50.0%
FT % 1st Half: 2-8 25.0% 2nd half: 7-11 63.6% Game: 9-19 47.4%

Cal Poly 82 • 1-0

#	Player		Total		3-Ptr		Rebounds		PF	TP	A	T	Bk	Stl	Min
			FG	FGA	FG-FGA	FT-FTA	Off	Def							
05	Crowe, Mark	r	3-4	2-3	0-0	1	4	5	3	8	1	1	2	0	26
30	Hollingsworth, Hank	r	0-2	0-0	2-3	1	2	3	3	2	0	3	5	0	20
01	Alexander, Job	g	0-5	0-0	3-4	1	0	1	2	3	1	1	0	0	18
03	Fields, Donovan	g	11-18	2-4	6-7	0	1	1	1	30	1	1	0	2	36
11	Garrick, Marcellus	g	5-10	4-7	2-4	0	1	1	1	16	1	2	0	1	33
10	Rice, Jared	g	0-0	0-0	0-0	0	0	0	0	2	0	1	0	0	6
14	Jaakkola, Tuukka	g	3-3	0-0	1-2	3	6	9	4	7	0	2	1	1	19
24	Ballard, Junior	g	1-3	0-1	2-2	1	0	1	2	4	1	1	0	0	14
35	Niziol, Kuba	g	3-5	1-3	5-6	0	12	12	2	12	8	3	0	2	28
Team					3	2	5								
Totals			26-50	9-18	21-28	10	28	38	20	82	14	15	8	6	200

FG % 1st Half: 13-29 44.8% 2nd half: 13-21 61.9% Game: 26-50 52.0% Deadball Rebounds 3
3FG % 1st Half: 5-11 45.5% 2nd half: 4-7 57.1% Game: 9-18 50.0%
FT % 1st Half: 4-6 66.7% 2nd half: 17-22 77.3% Game: 21-28 75.0%

Officials: Tony Padilla (R), Deldre Carr (U1), Robert Lehigh (U2)
Technical fouls: Menlo College-None, Cal Poly-Niziol, Kuba.
Attendance: 1121
Season opener for Cal Poly. Next game Sunday at Arizona (2 p.m. PST)

Score by periods	1st	2nd	Total
Menlo College	31	44	75
Cal Poly	35	47	82

Last FG - MC 2nd-01:49, CP 2nd-03:48.
Largest lead - MC None, CP by 13 2nd-08:46.
MC led for 00:00, CP led for 37:40. Game was tied for 02:20.

Score tied - 0 times.
Lead changed - 0 times.

ARIZONA 82, CAL POLY 61

Nov. 11 • McKale Center • Tucson, AZ

Official Basketball Box Score -- Game Totals -- Final Statistics
Cal Poly vs Arizona
11/11/18 3:00 pm at

Cal Poly 61 • 1-1

#	Player	Total	3-Ptr	Rebounds											
		FG-FGA	FG-FGA	FT-FTA	Off	Def	TO	PF	TP	A	TO	Bk	Stl	Min	
30	Hollingsworth, Hank	r	2-2	0-0	0-2	3	1	4	3	4	0	2	0	0	17
35	Niziol, Kuba	r	3-10	3-9	0-0	1	3	4	4	9	1	4	0	0	22
03	Fields, Donovan	g	3-16	1-3	0-0	0	3	3	1	7	2	5	0	1	35
05	Crowe, Mark	g	3-7	1-3	0-0	0	5	5	1	7	2	0	0	1	36
11	Garrick, Marcellus	g	6-16	3-6	1-1	0	3	3	1	16	1	1	0	0	30
01	Alexander, Job	g	1-1	0-0	0-1	0	0	0	2	2	1	3	0	0	11
10	Rice, Jared	g	1-1	1-1	0-0	0	0	0	0	3	0	0	0	0	2
13	Carr, Daxton	g	2-3	1-2	0-1	0	0	3	0	5	1	0	0	0	12
14	Jaakkola, Tuukka	g	2-2	0-0	0-0	1	1	2	2	4	0	0	0	0	23
24	Ballard, Junior	g	0-2	0-1	4-4	0	3	3	4	1	2	0	0	0	12
Team					0	6	6								
Totals			23-60	10-25	5-9	5	28	33	17	61	9	17	0	2	200

FG % 1st Half: 13-31 41.9% 2nd half: 10-29 34.5% Game: 23-60 38.3% Deadball Rebounds 4,1
3FG % 1st Half: 6-13 46.2% 2nd half: 4-12 33.3% Game: 10-25 40.0%
FT % 1st Half: 2-3 66.7% 2nd half: 3-6 50.0% Game: 5-9 55.6%

Arizona 82 • 2-0

#	Player	Total	3-Ptr	Rebounds											
		FG	FGA	FT	FTA	Off	Def	TP	PF	TP	A	T	Bk	Stl	Min
10	Ryan Luther	f	7-9	3-5	0-0	2	3	5	0	17	1	1	0	3	20
04	Chase Jeter	c	6-10	0-0	4-4	3	3	6	1	16	0	3	0	1	23
02	Brandon Williams	g	4-9	1-3	0-0	0	2	2	2	9	8	0	2	0	30
06	Brandon Randolph	g	3-8	0-2	4-4	0	2	2	2	10	0	1	0	0	26
12	Justin Coleman	g	1-7	1-3	0-0	0	1	1	2	3	3	0	0	1	24
01	Devonair Doutrive		1-2	0-0	0-2	0	3	3	0	2	0	0	0	0	8
03	Dylan Smith		4-8	4-7	0-0	2	5	7	0	12	2	2	0	0	19
11	Ira Lee		3-6	0-0	0-0	2	6	8	5	6	0	0	0	0	14
23	Alex Barcello		1-4	0-3	0-0	0	0	3	2	2	0	0	0	1	12
24	Emmanuel Akot		2-4	0-0	0-2	1	3	4	1	4	0	0	0	0	16
50	Alec Spence		0-0	0-0	0-0	0	0	0	0	0	0	0	0	0	1
52	Kory Jones		0-0	0-0	0-0	0	0	0	0	0	0	0	0	0	1
54	Matt Weyand		0-0	0-0	0-0	0	0	0	0	0	0	0	0	0	2
55	Jake DesJardins		0-3	0-0	1-2	2	0	2	1	1	0	0	0	0	4
	Team					0	3								
Totals			32-70	9-23	9-14	12	31	43	17	82	16	7	0	8	200

FG % 1st Half: 16-35 45.7% 2nd half: 16-35 45.7% Game: 32-70 45.7% Deadball Rebounds 2,1
3FG % 1st Half: 6-14 42.9% 2nd half: 3-9 33.3% Game: 9-23 39.1%
FT % 1st Half: 3-5 60.0% 2nd half: 6-9 66.7% Game: 9-14 64.3%

Officials: Technical fouls: Cal Poly-None, Arizona-None.
Attendance: 13995
2018-19 Men's Basketball. Round: 0. Arizona vs Cal Poly. Played at .

Score by periods	1st	2nd	Total
Cal Poly	34	27	61
Arizona	41	41	82

Last FG - CP 2nd-00:20, UA 2nd-05:15.
Largest lead - CP by 2 1st-18:39, UA by 32 2nd-08:41.
CP led for 00:14, UA led for 36:43. Game was tied for 03:03.

Points
CP 20
UA 38
In Paint
20
5
Off T/O
5
4
2nd Chance
4
0
Fast Break
0
15
Bench
18
27

Score tied - 3 times.
Lead changed - 1 time.

WASHINGTON STATE 84, CAL POLY 70

Nov. 19 • Beasley Coliseum • Pullman, WA

Official Basketball Box Score -- Game Totals -- Final Statistics
Cal Poly vs Washington St.
11/19/18 6:00 pm at

Cal Poly 70 • 1-2

#	Player	Total	FG-FGA	3-Ptr	FT-FTA	Rebounds	Off	Def	PF	TP	A	T	Bk	Stl	Min
30	Hollingsworth, Hank	f	2-2	0-0	1-2	3	2	5	2	5	0	2	1	0	22
35	Niziol, Kuba	r	4-10	2-8	0-0	0	4	4	0	10	2	2	0	0	27
03	Fields, Donovan	g	9-16	1-3	3-4	1	0	1	2	22	7	2	0	2	31
05	Crowe, Mark	g	4-7	3-5	0-0	0	4	4	2	11	2	5	0	1	30
11	Garrick, Marcellus	g	3-12	2-8	0-0	1	2	3	2	8	1	1	0	0	26
01	Alexander, Job	g	2-3	0-0	1-1	0	0	0	2	5	0	0	0	0	11
10	Rice, Jared	g	0-0	0-0	0-0	0	0	0	0	0	0	0	0	0	1
13	Carr, Daxton	g	3-5	1-3	0-0	1	2	3	1	7	0	2	0	1	13
14	Jaakkola, Tuukka	g	1-4	0-0	0-0	2	3	5	0	2	1	0	0	1	20
23	Garoza, Karlis	g	0-0	0-0	0-0	1	1	2	0	0	0	1	0	0	6
24	Ballard, Junior	g	0-3	0-3	0-0	1	2	3	0	0	1	1	0	0	13
Team						1	1	2							
Totals			28-62	9-30	5-7	11	21	32	13	70	14	16	1	5	200

FG % 1st Half: 10-29 34.5% 2nd half: 18-33 54.5% Game: 28-62 45.2% Deadball Rebounds 1
3FG % 1st Half: 4-17 23.5% 2nd half: 5-13 38.5% Game: 9-30 30.0%
FT % 1st Half: 3-4 75.0% 2nd half: 2-3 66.7% Game: 5-7 71.4%

Washington St. 84 • 1-1

#	Player	FG	Total FG	3-Ptr	FG-FTA	Rebounds	Off	Def	TP	PF	A	TO	Bk	Stl	Min
00	Isaiah Wade	f	7-10	0-0	0-2	1	7	8	4	14	1	3	0	1	26
03	Robert Franks	g	12-22	3-8	3-4	2	4	6	1	30	5	3	1	1	36
02	CJ Elleby	g	3-6	0-1	0-0	4	5	9	2	6	2	2	0	1	22
23	Ahmed Ali	g	5-10	5-9	0-0	2	1	3	2	15	6	0	0	1	31
24	Viont'E Daniels	g	2-8	2-6	0-0	1	2	3	1	6	8	0	0	0	33
01	Jervae Robinson	g	0-4	0-0	0-0	1	2	3	1	9	2	0	0	1	9
04	Aljaz Kunc	g	0-0	0-0	0-0	1	1	1	0	0	1	0	0	1	6
05	Marvin Cannon	0-0	0-0	3-4	1	1	2	1	3	0	0	0	0	0	6
13	Jeff Pollard	0-1	0-0	1-2	0	0	0	0	1	0	0	0	0	0	3
25	Arinze Chidom	1-3	1-1	0-0	0	1	1	1	3	0	1	0	0	0	12
32	Davante Cooper	0-0	0-0	0-0	0	0	0	0	0	0	0	0	0	0	4
35	Carter Skaggs	1-3	0-2	0-0	0	0	0	0	2	0	2	0	1	0	12
	Team					1	2	3							
	Totals		33-67	11-29	7-12	13	24	37	13	84	25	10	1	7	200

2018-19 BOX SCORES

PORTLAND 72, CAL POLY 67

Nov. 23 • Chiles Center • Portland, OR

Official Basketball Box Score -- Game Totals -- Final Statistics
Cal Poly vs Portland
11/23/18 7:00 pm at Portland, Ore. (Chiles Center)

Cal Poly 67 • 1-4

#	Player	Total		3-Ptr		Rebounds			PF	TP	A TO Blk Stl				Min
		FG-FGA	FG-FGA	FT-FTA	Off Def Tot	PF	TP	A TO Blk Stl							
30	Hollingsworth, Hank	r	4-5	0-0	0-0	2	1	3	2	8	0	1	0	0	11
35	Niziol, Kuba	r	2-9	1-7	2-3	2	5	7	4	7	1	1	1	1	20
03	Fields, Donovan	g	2-14	0-4	0-1	1	2	3	1	4	5	2	0	1	34
05	Crowe, Mark	g	4-8	2-5	0-0	0	4	4	3	10	3	0	0	2	33
11	Garrick, Marcellus	g	2-6	2-5	0-0	0	3	3	4	6	0	2	0	0	23
01	Alexander, Job	g	1-2	0-0	2-2	0	0	0	0	4	3	2	0	0	15
13	Carr, Daxton	g	3-7	3-6	0-0	1	5	6	4	9	2	0	0	0	26
14	Jaakkola, Tuukka	g	5-6	0-0	4-4	2	2	4	4	13	0	1	1	0	20
23	Garoza, Karlis	g	2-5	0-0	2-2	1	2	3	1	6	1	0	0	0	11
24	Ballard, Junior	g	0-3	0-1	0-0	1	2	3	1	0	1	1	0	0	7
Team															
Totals		25-65	8-28	9-12	13	28	41	24	67	16	10	2	4	200	

FG % 1st Half: 13-36 36.1% 2nd half: 12-29 41.4% Game: 25-65 38.5% Deadball Rebounds 2
3FG % 1st Half: 3-13 23.1% 2nd half: 5-15 33.3% Game: 8-28 28.6%
FT % 1st Half: 4-4 100.0 2nd half: 5-8 62.5% Game: 9-12 75.0%

Portland 72 • 5-2

#	Player	Total		3-Ptr		Rebounds			PF	TP	A TO Blk Stl				Min
		FG-FGA	FG-FGA	FT-FTA	Off Def Tot	PF	TP	A TO Blk Stl							
12	AKWUBA, Theo	c	3-5	0-0	3-6	1	7	8	1	9	1	1	3	1	29
02	WALKER, JoJo	g	2-10	1-5	7-10	0	7	7	1	12	5	3	1	0	37
10	SHAW JR, Marcus	g	1-5	0-4	4-6	0	0	0	5	6	6	2	0	1	25
11	McSWIGGAN, Josh	g	7-16	5-10	0-0	3	3	6	0	19	2	2	1	0	39
13	PORTER, Franklin	g	7-9	6-7	4-4	1	5	6	2	24	4	2	0	2	34
01	PORTER, Malcolm	g	0-2	0-2	0-2	0	4	4	3	0	0	1	0	1	20
14	DIABATE, Tahirou	g	1-2	0-0	0-0	0	0	0	2	2	0	0	3	1	13
20	FAHRENSOHN, Takiula	g	0-1	0-1	0-0	0	0	0	1	0	0	0	0	0	3
Team															
Totals		21-50	12-29	18-28	5	27	32	15	72	18	11	8	6	200	

FG % 1st Half: 7-27 25.9% 2nd half: 14-23 60.9% Game: 21-50 42.0% Deadball Rebounds 6,1
3FG % 1st Half: 3-16 18.8% 2nd half: 9-13 69.2% Game: 12-29 41.4%
FT % 1st Half: 6-10 60.0% 2nd half: 12-18 66.7% Game: 18-28 64.3%

Officials: Daryl Gellinas, Frank Harvey, Shawn Lehigh
Technical fouls: Cal Poly-None. Portland-None.
Attendance: 1320
Portland Classic Day 2

Score by periods	1st	2nd	Total
Cal Poly	33	34	67
Portland	23	49	72

Last FG - CP 2nd-00:19, POR 2nd-01:40.
Largest lead - CP by 13 1st-02:28, POR by 9 2nd-00:45.
CP led for 21:10. POR led for 14:29. Game was tied for 04:21.

Score tied - 7 times.
Lead changed - 9 times.

Points	In	Off	2nd	Fast	Bench
CP	32	9	16	4	32
POR	16	9	2	25	2

FRESNO STATE 76, CAL POLY 67

Dec. 1 • Save Mart Center • Fresno, CA

Official Basketball Box Score -- Game Totals -- Final Statistics
Cal Poly vs Fresno State
12/01/18 12 p.m. PT at Save Mart Center --- Fresno, Calif.

Cal Poly 67 • 2-5

#	Player	Total		3-Ptr		Rebounds			PF	TP	A TO Blk Stl				Min
		FG-FGA	FG-FGA	FT-FTA	Off Def Tot	PF	TP	A TO Blk Stl							
05	Crowe, Mark	r	8-12	4-7	2-2	2	4	6	2	22	2	0	1	2	38
13	Carr, Daxton	r	1-5	1-4	2-3	2	8	10	4	5	1	3	1	1	36
30	Hollingsworth, Hank	r	4-6	0-0	0-0	6	3	9	0	8	1	3	0	1	27
03	Fields, Donovan	g	1-15	0-4	2-2	0	0	0	3	4	4	3	0	1	34
11	Garrick, Marcellus	g	2-10	0-6	2-2	0	2	2	6	0	0	0	0	1	21
01	Alexander, Job	g	2-4	0-0	0-0	3	3	6	2	4	3	2	0	0	11
14	Jaakkola, Tuukka	g	1-2	0-0	1-2	0	0	0	3	3	0	1	0	0	12
23	Garoza, Karlis	g	0-0	0-0	0-0	1	1	2	1	0	0	1	0	0	4
24	Ballard, Junior	g	5-10	5-7	0-0	0	1	1	4	15	0	0	0	0	17
Team															
Totals		24-64	10-28	9-11	19	22	41	21	67	11	14	2	5	200	

FG % 1st Half: 6-25 24.0% 2nd half: 18-39 46.2% Game: 24-64 37.5% Deadball Rebounds 2
3FG % 1st Half: 4-13 30.8% 2nd half: 6-15 40.0% Game: 10-28 35.7%
FT % 1st Half: 7-8 87.5% 2nd half: 2-3 66.7% Game: 9-11 81.8%

Fresno State 76 • 5-2

#	Player	Total		3-Ptr		Rebounds			PF	TP	A TO Blk Stl				Min
		FG-FGA	FG-FGA	FT-FTA	Off Def Tot	PF	TP	A TO Blk Stl							
20	BITTNER, Sam	r	2-2	1-1	0-0	2	5	7	2	5	0	1	0	2	33
32	GRIMES, Nate	r	3-6	0-0	6-8	2	4	6	0	12	1	1	2	0	24
00	WILLIAMS, New	g	1-5	1-3	0-0	0	2	2	1	3	1	0	1	0	30
04	HUGGINS, Braxton	g	6-15	3-9	2-3	0	4	4	0	17	0	1	0	1	33
21	TAYLOR, Deshon	g	8-13	4-8	12-14	1	4	5	4	32	6	2	2	1	38
11	GRAY, Christian	g	0-0	0-0	0-0	0	0	0	1	0	0	0	0	0	1
13	AGAU, Aguir	g	0-2	0-0	1-2	1	1	2	1	1	1	0	0	0	5
35	ROJAS, Lazaro	g	2-3	0-0	2-2	1	0	1	0	6	0	1	2	0	15
55	BLACKWELL, Noah	g	0-3	0-3	0-0	0	1	1	3	0	1	0	0	0	21
Team															
Totals		22-49	9-24	23-29	7	21	28	12	76	10	7	7	7	200	

FG % 1st Half: 12-28 42.9% 2nd half: 10-21 47.6% Game: 22-49 44.9% Deadball Rebounds 4
3FG % 1st Half: 5-15 33.3% 2nd half: 4-9 44.4% Game: 9-24 37.5%
FT % 1st Half: 3-4 75.0% 2nd half: 20-25 80.0% Game: 23-29 79.3%

Officials: Darryl Gellinas, Nate Harris, Brady Chellette
Technical fouls: Cal Poly-None. Fresno State-None.
Attendance: 4724

Score by periods	1st	2nd	Total
Cal Poly	23	44	67
Fresno State	32	44	76

Last FG - CP 2nd-00:23, FS 2nd-02:49.
Largest lead - CP None, FS by 14 2nd-18:42.
CP led for 00:00. FS led for 39:02. Game was tied for 00:58.

Score tied - 1 time.
Lead changed - 0 times.

Points	In	Off	2nd	Fast	Bench
CP	22	24	14	6	3
FS	24	14	6	3	7

CAL POLY 75, USC UPSTATE 74 (OT)

Nov. 24 • Chiles Center • Portland, OR

Official Basketball Box Score -- Game Totals -- Final Statistics
USC Upstate vs Cal Poly
11/24/18 2:30 p.m. at Portland, Ore. (Chiles Center)

USC Upstate 74 • 1-5

#	Player	Total		3-Ptr		Rebounds			PF	TP	A TO Blk Stl				Min
		FG-FGA	FG-FGA	FT-FTA	Off Def Tot	PF	TP	A TO Blk Stl							
00	MOORE, Malik	r	4-11	0-7	1-2	2	6	8	1	9	3	5	0	1	37
35	ZINK, Nevin	c	1-2	0-0	2-2	0	1	1	3	4	0	0	0	0	7
03	SPAN, June	g	2-12	1-5	0-0	0	4	4	3	5	8	2	0	1	35
11	HOLMES, Deion	g	4-11	1-4	4-5	2	8	10	3	13	1	1	0	0	29
34	ALDRICH, Josh	g	1-4	1-2	0-0	1	2	3	3	3	1	1	0	0	10
01	WHITE, Dalvin	g	0-1	0-1	0-0	0	0	0	0	0	0	3	0	0	10
02	HAMMOND, Everette	g	1-3	1-1	0-0	0	0	0	2	3	2	0	0	2	13
04	MARTIN, Brandon	g	4-8	0-1	1-2	4	4	8	2	9	1	1	1	3	29
05	MOZONO, Bryson	g	8-12	6-9	0-0	0	3	3	22	1	0	1	0	0	31
10	RYAN, Ross	g	0-1	0-0	0-0	1	1	2	2	0	0	2	0	0	13
15	WELCH, Pat	g	2-3	2-3	0-0	0	0	0	6	0	0	0	0	0	7
Team															
Totals		27-68	12-33	8-11	11	30	41	22	74	20	12	2	0	225	

FG % 1st Half: 14-32 43.8% 2nd half: 11-29 37.9% OT: 2-7 28.6% Game: 27-68 39.7% Deadball Rebounds 7
3FG % 1st Half: 8-18 44.4% 2nd half: 4-12 33.3% OT: 0-3 0.0% Game: 12-33 36.4%
FT % 1st Half: 2-3 66.7% 2nd half: 3-4 75.0% OT: 3-4 75.0% Game: 8-11 72.7%

Cal Poly 75 • 2-4

#	Player		Total		3-Ptr		Rebounds			PF	TP	A TO Blk Stl				Min
			FG-FGA	FG-FGA	FT-FTA	Off	Def	Tot	A			TO	Blk	Stl		
30	Hollingsworth, Hank	r	6-8	0-0	2-4	5	7	12	2	14	0	2	3	0	34	
35	Niziol, Kuba	r	1-3	0-1	0-2	0	1	1	0	2	0	0	0	0	4	
03	Fields, Donovan	g	9-19	0-2	3-3	1	3	4	4	21	7	3	0	1	36	
05	Crowe, Mark	g	4-7	3-5	0-2	1	8	9	0	11	5	2	0	3	44	
11	Garris, Marcellus	g	4-12	3-6	0-5	0	4	2	0	15	0	0	0	0	38	
01	Alexander, Job		1-3	0-0	0-0	0	1	1	2	2	2	2	0	1	14	
13	Carr, Daxton		2-7	2-7	1-2	1	4	5	2	7	0	0	0	0	31	
20	Jaakkola, Tuukka		1-1	0-0	1	1	0	1	1	2	0	1	1	0	13	
23	Garozza, Raulo		0-1	0-0	1-3	0	0	0	2	1	0	0	0	0	7	
24	Baillard, Junior		0-1	0-1	0-0	0	0	0	0	0	0	0	0	0	4	
	Team					1	1	2								
Totals			28-62	8-22	11-22	10	29	39	15	75	16	11	5	5	225	

2018-19 BOX SCORES

CALIFORNIA 67, CAL POLY 66

Dec. 15 • Haas Pavilion • Berkeley, CA

Official Basketball Box Score -- Game Totals -- Final Statistics

Cal Poly vs California
12/15/18 7:00 pm at

Cal Poly 66 • 3-6

#	Player	Total		3-Ptr		Rebounds			PF	TP	A	TO	Blk	Stl	Min
		FG-FGA	FT-FTA	FG-FGA	FT-FTA	Off	Def	Tot							
13	Carr, Daxton	f	2-4	2-4	3-3	0	2	2	3	9	2	2	1	0	29
30	Hollingsworth, Hank		2-4	0-0	2-2	3	5	8	1	6	0	2	0	0	27
03	Fields, Donovan		10-21	4-10	2-2	2	2	4	4	26	3	2	0	1	31
05	Crowe, Mark		4-9	2-5	1-2	0	5	5	2	11	2	2	0	1	35
11	Garrick, Marcellus	g	1-4	1-4	0-0	0	1	1	0	3	0	1	0	0	25
01	Alexander, Job		1-2	0-0	0-1	2	0	2	1	2	0	2	0	0	9
23	Garoza, Karlis		0-2	0-0	0-0	1	1	2	0	0	1	2	1	0	13
24	Ballard, Junior		0-1	0-1	4-5	0	3	3	4	4	1	0	0	0	15
35	Niziol, Kuba		2-5	1-3	0-0	0	3	3	3	5	1	2	0	0	16
Team						2	0	2							
Totals			22-52	10-27	12-15	10	22	32	18	66	10	15	2	2	200

FG % 1st Half: 10-27 37.0% 2nd half: 12-25 48.0% Game: 22-52 42.3% Deadball Rebounds 2
3FG % 1st Half: 4-15 26.7% 2nd half: 6-12 50.0% Game: 10-27 37.0%
FT % 1st Half: 5-7 71.4% 2nd half: 7-8 87.5% Game: 12-15 80.0%

California 67 • 4-5

#	Player	FG-TOTAL		3-Ptr		Rebounds			PF	TP	A	TO	Blk	Stl	Min
		FG	FTA	FG	FTA	Off	Def	Tot							
10	Justice Sueing	f	3-8	1-5	8-10	0	7	7	2	15	0	0	0	2	37
22	Andre Kelly	f	4-5	0-0	0-1	1	1	2	3	8	1	1	0	0	22
23	Connor Vanover	c	3-3	1-1	0-0	0	2	2	1	7	0	1	1	0	11
01	Darius McNeill	f	3-7	2-4	2-2	0	3	3	0	10	1	2	0	1	33
03	Paris Austin	g	4-9	0-3	2-2	0	2	2	1	10	1	4	1	0	31
02	Juhwan Harris-Dyson	g	1-4	0-1	2-2	2	0	2	4	4	1	1	1	1	15
20	Matt Bradley	f	3-9	1-2	4-5	2	2	4	3	11	1	1	0	1	21
24	Jacobi Gordon	f	0-1	0-0	2-2	1	2	3	1	2	0	0	0	0	12
34	Grant Anticevich	f	0-2	0-1	0-0	1	2	3	4	0	2	0	0	2	18
	Team					0	0	0							
	Totals		21-48	5-17	20-24	7	21	28	19	67	7	11	3	7	200

FG % 1st Half: 10-30 33.3% 2nd half: 11-18 61.1% Game: 21-48 43.8% Deadball Rebounds 2
3FG % 1st Half: 4-14 28.6% 2nd half: 1-3 33.3% Game: 5-17 29.4%
FT % 1st Half: 8-10 80.0% 2nd half: 12-14 85.7% Game: 20-24 83.3%

Officials: Juan Corral, Nate Harris, Kurt Walker
Technical fouls: Cal Poly-None, California-None.
Attendance: 3907
2018-19 Men's Basketball. Round: 0, Cal Poly vs California. Played at .

Score by periods		1st	2nd	Total
Cal Poly		29	37	66
California		32	35	67

Last FG - CP 2nd-00:16, CAL 2nd-00:03.
Largest lead - CP by 6 2nd-14:12, CAL by 8 1st-03:36.
CP led for 12:13, CAL led for 26:46, Game was tied for 01:01.

Points	In	Off	2nd	Fast	Bench
CP	20	8	10	4	11
CAL	24	17	5	7	17

Score tied - 3 times.
Lead changed - 8 times.

CSU BAKERSFIELD 74, CAL POLY 61

Dec. 18 • Icardo Center • Bakersfield, CA

Official Basketball Box Score -- Game Totals -- Final Statistics

Cal Poly vs CSU Bakersfield
12/18/18 7:00 pm at

Cal Poly 61 • 3-7

#	Player	Total		3-Ptr		Rebounds			PF	TP	A	TO	Blk	Stl	Min
		FG-FGA	FT-FTA	FG-FGA	FT-FTA	Off	Def	Tot							
13	Carr, Daxton	f	2-5	1-4	0-2	1	1	2	1	5	0	1	0	0	20
30	Hollingsworth, Hank	f	0-1	0-0	0-2	0	3	3	4	0	0	1	1	0	14
03	Fields, Donovan	g	2-9	0-2	3-3	0	2	2	3	7	5	4	0	2	37
05	Crowe, Mark	g	5-10	3-8	1-1	0	0	0	2	14	3	3	0	1	37
11	Garrick, Marcellus	g	0-5	0-4	4-5	1	2	3	2	4	0	1	0	0	18
01	Alexander, Job	g	0-1	0-0	4-4	1	1	2	2	4	0	3	0	0	17
23	Garoza, Karlis	g	1-3	0-0	1-2	1	1	2	2	3	1	0	0	1	26
24	Ballard, Junior	g	7-11	4-8	3-5	0	6	6	3	21	1	1	0	1	27
35	Niziol, Kuba	g	1-2	1-2	0-0	0	0	0	1	3	0	3	0	0	4
Team							6	2	8				1		
Totals			18-47	9-28	16-24	10	18	28	20	61	10	18	1	5	200

FG % 1st Half: 5-21 23.8% 2nd half: 13-26 50.0% Game: 18-47 38.3% Deadball Rebounds 4
3FG % 1st Half: 3-14 21.4% 2nd half: 6-14 42.9% Game: 9-28 32.1%
FT % 1st Half: 10-13 76.9% 2nd half: 6-11 54.5% Game: 16-24 66.7%

CSU Bakersfield 74 • 7-4

#	Player	Total		3-Ptr		Rebounds			PF	TP	A	TO	Blk	Stl	Min
		FG-FGA	FT-FTA	FG-FGA	FT-FTA	Off	Def	Tot							
04	James Suber	f	5-7	0-0	1-3	5	4	9	2	11	0	1	1	1	30
00	Jarrell Joiner		3-10	1-2	2-5	6	5	11	1	9	0	4	0	1	33
02	Rickey Holden	g	1-6	1-3	5-6	0	3	3	3	8	3	3	0	1	30
10	Justin Edler-Davis		3-9	0-4	9-10	2	1	3	4	15	4	1	0	2	25
21	Greg Lee	g	2-2	0-0	0-0	2	0	2	4	4	0	1	0	0	9
01	Darius Williams		0-1	0-0	0-0	1	1	2	0	0	0	0	0	0	3
03	Taze Moore		4-8	0-2	1-3	1	4	5	3	9	7	4	3	5	33
05	Jeremiah Dickerson		0-0	0-0	0-0	0	0	0	0	0	0	0	0	0	1
11	Kevin McNeal		0-0	0-0	0-0	0	0	0	0	0	0	0	0	0	1
22	Justin McCall		4-5	0-0	2-4	0	1	1	1	10	0	1	0	2	15
23	Damir Durham		3-7	2-6	0-0	0	2	2	1	8	1	1	0	0	17
24	Bray Barnes		0-0	0-0	0-0	0	0	0	0	0	0	0	0	0	1
25	Darrin Person		0-0	0-0	0-0	0	0	0	0	0	0	0	0	0	1
35	Cartrell Thompson		0-0	0-0	0-0	0	0	0	0	0	0	0	0	0	1
Team							1 2 3								
Totals			25-55	4-17	20-31	18	23	41	19	74	15	16	4	12	200

FG % 1st Half: 15-32 46.9% 2nd half: 10-23 43.5% Game: 25-55 45.5% Deadball Rebounds 5
3FG % 1st Half: 3-10 30.0% 2nd half: 1-7 14.3% Game: 4-17 23.5%
FT % 1st Half: 6-12 50.0% 2nd half: 14-19 73.7% Game: 20-31 64.5%

Officials: Kelly Self, Frank Harvey, Kevin Brill
Technical fouls: Cal Poly-TEAM 2, CSU Bakersfield-None.
Attendance: 1987
2018-19 Men's Basketball. Round: 0, CSU Bakersfield vs Cal Poly. Played at .

Score by periods		1st	2nd	Total
Cal Poly		23	38	61
CSU Bakersfield		39	35	74

Points	In	Off	2nd	Fast	Bench
CP	18	14	0	11	31
CSUB	34	24	13	12	27

Last FG - CP 2nd-00:26, CSUB 2nd-00:32.
Largest lead - CP by 5 1st-18:43, CSUB by 17 2nd-19:15.
CP led for 03:30, CSUB led for 36:15, Game was tied for 00:15.

Score tied - 0 times.
Lead changed - 1 time.

Cal Poly Men's Basketball 2018-19
Cal Poly Combined Team Statistics (as of Dec 18, 2018)
All games

RECORD:	OVERALL	HOME	AWAY	NEUTRAL
ALL GAMES	3-7	2-0	0-6	1-1
CONFERENCE	0-0	0-0	0-0	0-0
NON-CONFERENCE	3-7	2-0	0-6	1-1

##	Player	gp-gs	min	avg	Total		3-Point		F-Throw		Rebounds				pf	dq	a	to	blk	stl	pts	avg
					fg-fga	fg%	3fg-fga	3fg%	ft-fa	ft%	off	def	tot	avg								
03	Fields, Donovan	10-10	348	34.8	63-159	.396	11-40	.275	23-29	.793	5	17	22	2.2	23	0	41	27	2	17	160	16.0
05	Crowe, Mark	10-10	349	34.9	40-79	.506	22-49	.449	9-13	.692	4	38	42	4.2	19	0	22	16	6	13	111	11.1
11	Garrick, Marcellus	10-10	274	27.4	28-92	.304	18-56	.321	18-23	.783	3	23	26	2.6	19	0	10	14	0	7	92	9.2
35	Niziol, Kuba	9-5	162	18.0	19-59	.322	9-44	.205	10-16	.625	6	30	36	4.0	15	0	14	16	2	3	57	6.3
13	Carr, Daxton	9-4	198	22.0	17-39	.436	12-32	.375	6-11	.545	6	25	31	3.4	18	0	6	8	4	2	52	5.8
30	Hollingsworth, Hank	10-10	219	21.9	24-37	.649	0-0	.000	7-15	.467	25	30	55	5.5	17	0	1	17	13	2	55	5.5
24	Ballard, Junior	10-0	130	13.0	15-40	.375	10-28	.357	13-18	.722	3	24	27	2.7	21	0	7	9	0	1	53	5.3
14	Jaakkola, Tuukka	7-0	130	18.6	14-19	.737	0-0	.000	6-13	.462	10	15	25	3.6	14	0	2	6	3	2	34	4.9
01	Alexander, Job	10-1	133	13.3	10-25	.400	0-0	.000	14-17	.824	7	6	13	1.3	13	0	11	16	0	2	34	3.4
23	Garozza, Karlis	8-0	98	12.3	7-16	.438	0-0	.000	6-9	.667	7	14	21	2.6	12	0	4	6	2	1	20	2.5
10	Rice, Jared	3-0	9	3.0	1-1	1.000	1-1	1.000	0-0	.000	0	0	0	0.0	2	0	1	0	0	0	3	1.0
Team											23	19	42					4				
Total.....		10	2050		238-566	.420	83-250	.332	112-164	.683	99	241	340	34.0	173	0	119	139	32	50	671	67.1
Opponents.....		10	2050		263-592	.444	80-222	.360	130-191	.681	111	251	362	36.2	179	-	155	115	31	66	736	73.6

TEAM STATISTICS	CP	OPP	Date	Opponent	Score	Att.
SCORING	671	736	11/7/18	MENLO COLLEGE	W 82-75	1121
Points per game	67.1	73.6	11/11/18	at Arizona	L 61-82	13995
Scoring margin	-6.5	-	11/19/18	at Washington St.	L 70-84	1774
FIELD GOALS-ATT	238-566	263-592	11/21/18	vs Texas St.	L 42-54	0
Field goal pct	.420	.444	11/23/18	at Portland	L 67-72	1320
3 POINT FG-ATT	83-250	80-222	1 11/24/18	vs USC Upstate	Wot 75-74	0
3-point FG pct	.332	.360	12/01/18	at Fresno State	L 67-76	4724
3-pt FG made per game	8.3	8.0	12/8/18	BETHUNE-COOKMAN	Wot 80-78	1326
FREE THROWS-ATT	112-164	130-191	12/15/18	at California	L 66-67	3907
Free throw pct	.683	.681	12/18/18	at CSU Bakersfield	L 61-74	1987
F-Throws made per game	11.2	13.0				
REBOUNDS	340	362				
Rebounds per game	34.0	36.2				
Rebounding margin	-2.2	-				
ASSISTS	119	155				
Assists per game	11.9	15.5				
TURNOVERS	139	115				
Turnovers per game	13.9	11.5				
Turnover margin	-2.4	-				
Assist/turnover ratio	0.9	1.3				
STEALS	50	66				
Steals per game	5.0	6.6				
BLOCKS	32	31				
Blocks per game	3.2	3.1				
ATTENDANCE	2447	27707				
Home games-Avg/Game	2-1224	6-4618				
Neutral site-Avg/Game	-	2-0				

* - Big West game

Score by Periods	1st	2nd	OT	Totals
Cal Poly	296	355	20	671
Opponents	343	376	17	736

Cal Poly Men's Basketball 2018-19
Cal Poly Season Schedule/Results & Leaders (as of Dec 18, 2018)
All games

RECORD:	OVERALL	HOME	AWAY	NEUTRAL
ALL GAMES	3-7	2-0	0-6	1-1
CONFERENCE	0-0	0-0	0-0	0-0
NON-CONFERENCE	3-7	2-0	0-6	1-1

Date	Opponent		Score		Att.	High Points	High Rebounds
11/7/18	MENLO COLLEGE	W	82-75		1121	(30)Fields, Donovan	(12)Niziol, Kuba
11/11/18	at Arizona		61-82	L	13995	(16)Garrick, Marcellus	(5)Crowe, Mark
11/19/18	at Washington St.		70-84	L	1774	(22)Fields, Donovan	(5)Jaakkola, Tuukka
							(5)Hollingsworth, Hank
11/21/18	vs Texas St.		42-54	L		(11)Fields, Donovan	(6)Garoza, Karlis
11/23/18	at Portland		67-72	L	1320	(13)Jaakkola, Tuukka	(7)Niziol, Kuba
11/24/18	1vs USC Upstate	Wot	75-74			(21)Fields, Donovan	(12)Hollingsworth, Hank
12/01/18	at Fresno State		67-76	L	4724	(22)Crowe, Mark	(10)Carr, Daxton
12/8/18	BETHUNE-COOKMAN	Wot	80-78		1326	(28)Fields, Donovan	(7)Hollingsworth, Hank
12/15/18	at California		66-67	L	3907	(26)Fields, Donovan	(8)Hollingsworth, Hank
12/18/18	at CSU Bakersfield		61-74	L	1987	(21)Ballard, Junior	(6)Ballard, Junior

* - Big West game

Attendance Summary	Games	Attend	Avg/Game
Home	2	2447	1224
Away	6	27707	4618
Neutral	2	0	0
Total	10	30154	3015

Cal Poly Men's Basketball 2018-19
Cal Poly Team Game-by-Game (as of Dec 18, 2018)
All games

TEAM STATISTICS

Opponent	Date	Score		Total		3-Pointers		Free throws		Rebounds											
				fg-fga	pct	3fg-fga	pct	ft-fta	pct	off	def	tot	avg	pf	a	t/o	blk	stl	pts	avg	
MENLO COLLEGE	11/7/18	82-75	W	26-50	.520	9-18	.500	21-28	.750	10	28	38	38.0	20	14	15	8	6	82	82.0	
at Arizona	11/11/18	61-82	L	23-60	.383	10-25	.400	5-9	.556	5	28	33	35.5	17	9	17	0	2	61	71.5	
at Washington St.	11/19/18	70-84	L	28-62	.452	9-30	.300	5-7	.714	11	21	32	34.3	13	14	16	1	5	70	71.0	
vs Texas St.	11/21/18	42-54	L	15-41	.366	3-16	.188	9-14	.643	4	18	22	31.3	10	8	15	2	9	42	63.8	
at Portland	11/23/18	67-72	L	25-65	.385	8-28	.286	9-12	.750	13	28	41	33.2	24	16	10	2	4	67	64.4	
vs USC Upstate	11/24/18	75-74	Wot	28-62	.452	8-22	.364	11-22	.500	10	29	39	34.2	15	16	11	5	5	75	66.2	
at Fresno State	12/01/18	67-76	L	24-64	.375	10-28	.357	9-11	.818	19	22	41	35.1	21	11	14	2	5	67	66.3	
BETHUNE-COOKMAN	12/8/18	80-78	Wot	29-63	.460	7-28	.250	15-22	.682	7	27	34	35.0	15	11	8	9	7	80	68.0	
at California	12/15/18	66-67	L	22-52	.423	10-27	.370	12-15	.800	10	22	32	34.7	18	10	15	2	2	66	67.8	
at CSU Bakersfield	12/18/18	61-74	L	18-47	.383	9-28	.321	16-24	.667	10	18	28	34.0	20	10	18	1	5	61	67.1	
Cal Poly		671		238-566	.420	83-250	.332	112-164	.683	99	241	340	34.0	173	119	139	32	50	671	67.1	
Opponents		736		263-592	.444	80-222	.360	130-191	.681	111	251	362	36.2	179	155	115	31	66	736	73.6	

Games played: 10
Points/game: 67.1
FG Pct: 42.0
3FG Pct: 33.2
FT Pct: 68.3

Rebounds/game: 34.0
Assists/game: 11.9
Turnovers/game: 13.9
Assist/turnover ratio: 0.9
Steals/game: 5.0
Blocks/game: 3.2

Cal Poly Men's Basketball 2018-19
Cal Poly Opponent Game-by-Game (as of Dec 18, 2018)
All games

OPPONENT STATISTICS

Opponent	Date	Score		Total		3-Pointers		Free throws		Rebounds										
				fg-fga	pct	3fg-fga	pct	ft-fa	pct	off	def	tot	avg	pf	a	t/o	blk	stl	pts	avg
MENLO COLLEGE	11/7/18	82-75	W	29-59	.492	8-16	.500	9-19	.474	7	18	25	25.0	23	15	11	3	5	75	75.0
at Arizona	11/11/18	61-82	L	32-70	.457	9-23	.391	9-14	.643	12	31	43	34.0	17	16	7	0	8	82	78.5
at Washington St.	11/19/18	70-84	L	33-67	.493	11-29	.379	7-12	.583	13	24	37	35.0	13	25	10	1	7	84	80.3
vs Texas St.	11/21/18	42-54	L	22-52	.423	6-16	.375	4-6	.667	11	25	36	35.2	20	17	16	1	4	54	73.8
at Portland	11/23/18	67-72	L	21-50	.420	12-29	.414	18-28	.643	5	27	32	34.6	15	18	11	8	6	72	73.4
vs USC Upstate	11/24/18	75-74	Wot	27-68	.397	12-33	.364	8-11	.727	11	30	41	35.7	22	20	12	2	7	74	73.5
at Fresno State	12/01/18	67-76	L	22-49	.449	9-24	.375	23-29	.793	7	21	28	34.6	12	10	7	7	7	76	73.9
BETHUNE-COOKMAN	12/8/18	80-78	Wot	31-74	.419	4-18	.222	12-17	.706	20	31	51	36.6	19	12	14	2	3	78	74.4
at California	12/15/18	66-67	L	21-48	.438	5-17	.294	20-24	.833	7	21	28	35.7	19	7	11	3	7	67	73.6
at CSU Bakersfield	12/18/18	61-74	L	25-55	.455	4-17	.235	20-31	.645	18	23	41	36.2	19	15	16	4	12	74	73.6
Opponents		736		263-592	.444	80-222	.360	130-191	.681	111	251	362	36.2	179	155	115	31	66	736	73.6
Cal Poly		671		238-566	.420	83-250	.332	112-164	.683	99	241	340	34.0	173	119	139	32	50	671	67.1

Games played: 10
Points/game: 73.6
FG Pct: 44.4
3FG Pct: 36.0
FT Pct: 68.1

Rebounds/game: 36.2
Assists/game: 15.5
Turnovers/game: 11.5
Assist/turnover ratio: 1.3
Steals/game: 6.6
Blocks/game: 3.1

Cal Poly Men's Basketball 2018-19
Cal Poly Team High/Low Analysis (as of Dec 18, 2018)
All games

Cal Poly - TEAM GAME HIGHS

POINTS	82	MENLO COLLEGE (11/7/18)
	80	BETHUNE-COOKMAN (12/8/18)
	75	vs USC Upstate (11/24/18)
	70	at Washington St. (11/19/18)
	67	at Fresno State (12/01/18)
	67	at Portland (11/23/18)
FIELD GOALS MADE	29	BETHUNE-COOKMAN (12/8/18)
	28	vs USC Upstate (11/24/18)
	28	at Washington St. (11/19/18)
FIELD GOAL ATTEMPTS	65	at Portland (11/23/18)
	64	at Fresno State (12/01/18)
FIELD GOAL PERCENTAGE	.520 (26-50)	MENLO COLLEGE (11/7/18)
	.460 (29-63)	BETHUNE-COOKMAN (12/8/18)
3 PT FIELD GOALS MADE	10	at California (12/15/18)
	10	at Fresno State (12/01/18)
	10	at Arizona (11/11/18)
3 PT FG ATTEMPTS	30	at Washington St. (11/19/18)
	28	at CSU Bakersfield (12/18/18)
	28	BETHUNE-COOKMAN (12/8/18)
	28	at Fresno State (12/01/18)
	28	at Portland (11/23/18)
3 PT FG PERCENTAGE	.500 (9-18)	MENLO COLLEGE (11/7/18)
	.400 (10-25)	at Arizona (11/11/18)
FREE THROWS MADE	21	MENLO COLLEGE (11/7/18)
	16	at CSU Bakersfield (12/18/18)
FREE THROW ATTEMPTS	28	MENLO COLLEGE (11/7/18)
	24	at CSU Bakersfield (12/18/18)
FREE THROW PERCENTAGE	.818 (9-11)	at Fresno State (12/01/18)
	.800 (12-15)	at California (12/15/18)
REBOUNDS	41	at Fresno State (12/01/18)
	41	at Portland (11/23/18)
ASSISTS	16	vs USC Upstate (11/24/18)
	16	at Portland (11/23/18)
STEALS	9	vs Texas St. (11/21/18)
	7	BETHUNE-COOKMAN (12/8/18)
BLOCKED SHOTS	9	BETHUNE-COOKMAN (12/8/18)
	8	MENLO COLLEGE (11/7/18)
TURNOVERS	18	at CSU Bakersfield (12/18/18)
	17	at Arizona (11/11/18)
FOULS	24	at Portland (11/23/18)
	21	at Fresno State (12/01/18)

Cal Poly Men's Basketball 2018-19
Cal Poly High/Low Analysis (as of Dec 18, 2018)
All games

Opponent - GAME HIGHS

POINTS	84	at Washington St. (11/19/18)
	82	at Arizona (11/11/18)
	78	BETHUNE-COOKMAN (12/8/18)
	76	at Fresno State (12/01/18)
	75	MENLO COLLEGE (11/7/18)
FIELD GOALS MADE	33	at Washington St. (11/19/18)
	32	at Arizona (11/11/18)
FIELD GOAL ATTEMPTS	74	BETHUNE-COOKMAN (12/8/18)
	70	at Arizona (11/11/18)
FIELD GOAL PERCENTAGE	.493 (33-67)	at Washington St. (11/19/18)
	.492 (29-59)	MENLO COLLEGE (11/7/18)
3 PT FIELD GOALS MADE	12	vs USC Upstate (11/24/18)
	12	at Portland (11/23/18)
3 PT FG ATTEMPTS	33	vs USC Upstate (11/24/18)
	29	at Portland (11/23/18)
	29	at Washington St. (11/19/18)
3 PT FG PERCENTAGE	.500 (8-16)	MENLO COLLEGE (11/7/18)
	.414 (12-29)	at Portland (11/23/18)
FREE THROWS MADE	23	at Fresno State (12/01/18)
	20	at CSU Bakersfield (12/18/18)
	20	at California (12/15/18)
FREE THROW ATTEMPTS	31	at CSU Bakersfield (12/18/18)
	29	at Fresno State (12/01/18)
FREE THROW PERCENTAGE	.833 (20-24)	at California (12/15/18)
	.793 (23-29)	at Fresno State (12/01/18)
REBOUNDS	51	BETHUNE-COOKMAN (12/8/18)
	43	at Arizona (11/11/18)
ASSISTS	25	at Washington St. (11/19/18)
	20	vs USC Upstate (11/24/18)
STEALS	12	at CSU Bakersfield (12/18/18)
	8	at Arizona (11/11/18)
BLOCKED SHOTS	8	at Portland (11/23/18)
	7	at Fresno State (12/01/18)
TURNOVERS	16	at CSU Bakersfield (12/18/18)
	16	vs Texas St. (11/21/18)
FOULS	23	MENLO COLLEGE (11/7/18)
	22	vs USC Upstate (11/24/18)

Cal Poly Men's Basketball 2018-19
Cal Poly Player High/Low Analysis (as of Dec 18, 2018)
All games

Cal Poly - INDIVIDUAL GAME HIGHS

Points	30		Fields, Donovan vs Menlo College (11/7/18)
	28		Fields, Donovan vs Bethune-Cookman (12/8/18)
	26		Fields, Donovan at California (12/15/18)
	22		Crowe, Mark at Fresno State (12/01/18)
	22		Fields, Donovan at Washington St. (11/19/18)
Field Goals Made	11		Fields, Donovan vs Bethune-Cookman (12/8/18)
	11		Fields, Donovan vs Menlo College (11/7/18)
Field Goal Att.	21		Fields, Donovan at California (12/15/18)
	19		Fields, Donovan vs USC Upstate (11/24/18)
FG Pct (min 5 made)	.833	(5-6)	Jaakkola, Tuukka at Portland (11/23/18)
	.750	(6-8)	Hollingsworth, Hank vs USC Upstate (11/24/18)
3-Point FG Made	5		Ballard, Junior at Fresno State (12/01/18)
	4		Ballard, Junior at CSU Bakersfield (12/18/18)
	4		Fields, Donovan at California (12/15/18)
	4		Crowe, Mark at Fresno State (12/01/18)
	4		Garrick, Marcellus vs Menlo College (11/7/18)
3-Point FG Att.	10		Fields, Donovan at California (12/15/18)
	9		Niziol, Kuba at Arizona (11/11/18)
3-Pt FG Pct (min 2 made)	.714	(5-7)	Ballard, Junior at Fresno State (12/01/18)
	.667	(2-3)	Crowe, Mark vs Menlo College (11/7/18)
Free Throws Made	6		Fields, Donovan vs Menlo College (11/7/18)
	5		Garrick, Marcellus vs Bethune-Cookman (12/8/18)
	5		Niziol, Kuba vs Menlo College (11/7/18)
Free Throw Att.	7		Fields, Donovan vs Menlo College (11/7/18)
	6		Garrick, Marcellus vs Bethune-Cookman (12/8/18)
	6		Niziol, Kuba vs Menlo College (11/7/18)
FT Pct (min 3 made)	1.000	(4-4)	Alexander, Job at CSU Bakersfield (12/18/18)
	1.000	(4-4)	Ballard, Junior at Arizona (11/11/18)
	1.000	(3-3)	Fields, Donovan at CSU Bakersfield (12/18/18)
	1.000	(3-3)	Carr, Daxton at California (12/15/18)
	1.000	(3-3)	Fields, Donovan vs USC Upstate (11/24/18)
Rebounds	12		Hollingsworth, Hank vs USC Upstate (11/24/18)
	12		Niziol, Kuba vs Menlo College (11/7/18)
Assists	8		Niziol, Kuba vs Menlo College (11/7/18)
	7		Fields, Donovan vs USC Upstate (11/24/18)
	7		Fields, Donovan at Washington St. (11/19/18)
Steals	4		Fields, Donovan vs Texas St. (11/21/18)
	4		Garrick, Marcellus vs Texas St. (11/21/18)
Blocked Shots	5		Hollingsworth, Hank vs Menlo College (11/7/18)
	3		Hollingsworth, Hank vs Bethune-Cookman (12/8/18)
	3		Hollingsworth, Hank vs USC Upstate (11/24/18)
Turnovers	5		Crowe, Mark at Washington St. (11/19/18)
	5		Fields, Donovan at Arizona (11/11/18)
Fouls	4		Hollingsworth, Hank at CSU Bakersfield (12/18/18)
	4		Ballard, Junior at California (12/15/18)
	4		Fields, Donovan at California (12/15/18)
	4		Crowe, Mark vs Bethune-Cookman (12/8/18)
	4		Carr, Daxton at Fresno State (12/01/18)
	4		Ballard, Junior at Fresno State (12/01/18)
	4		Fields, Donovan vs USC Upstate (11/24/18)
	4		Carr, Daxton at Portland (11/23/18)
	4		Garrick, Marcellus at Portland (11/23/18)
	4		Jaakkola, Tuukka at Portland (11/23/18)

Cal Poly Men's Basketball 2018-19
Cal Poly Opponent High/Low Analysis (as of Dec 18, 2018)
All games

OPPONENT INDIVIDUAL GAME HIGHS

Points	32		TAYLOR, Deshon at Fresno State (12/01/18)
	30		Robert Franks at Washington St. (11/19/18)
	24		POPE,Cletrell vs Bethune-Cookman (12/8/18)
	24		PORTER, Franklin at Portland (11/23/18)
	22		MOZONE, Bryson vs USC Upstate (11/24/18)
	22		Nijal Pearson vs Texas St. (11/21/18)
	22		John Paine vs Menlo College (11/7/18)
Field Goals Made	12		POPE,Cletrell vs Bethune-Cookman (12/8/18)
	12		Robert Franks at Washington St. (11/19/18)
Field Goal Att.	22		Robert Franks at Washington St. (11/19/18)
	16		POPE,Cletrell vs Bethune-Cookman (12/8/18)
	16		McSWIGGAN, Josh at Portland (11/23/18)
	16		Nijal Pearson vs Texas St. (11/21/18)
FG Pct (min 5 made)	.778	(7-9)	PORTER, Franklin at Portland (11/23/18)
	.778	(7-9)	Ryan Luther at Arizona (11/11/18)
3-Point FG Made	6		MOZONE, Bryson vs USC Upstate (11/24/18)
	6		PORTER, Franklin at Portland (11/23/18)
3-Point FG Att.	10		McSWIGGAN, Josh at Portland (11/23/18)
	9		HUGGINS, Braxton at Fresno State (12/01/18)
	9		MOZONE, Bryson vs USC Upstate (11/24/18)
	9		Ahmed Ali at Washington St. (11/19/18)
3-Pt FG Pct (min 2 made)	1.000	(2-2)	Anders Nymo vs Menlo College (11/7/18)
	.857	(6-7)	PORTER, Franklin at Portland (11/23/18)
Free Throws Made	12		TAYLOR, Deshon at Fresno State (12/01/18)
	9		Justin Edler-Davis at CSU Bakersfield (12/18/18)
Free Throw Att.	14		TAYLOR, Deshon at Fresno State (12/01/18)
	10		Justin Edler-Davis at CSU Bakersfield (12/18/18)
	10		Justice Sueing at California (12/15/18)
	10		WALKER, JoJo at Portland (11/23/18)
FT Pct (min 3 made)	1.000	(4-4)	MAITLAND,Malik vs Bethune-Cookman (12/8/18)
	1.000	(4-4)	PORTER, Franklin at Portland (11/23/18)
	1.000	(4-4)	Brandon Randolph at Arizona (11/11/18)
	1.000	(4-4)	Chase Jeter at Arizona (11/11/18)
Rebounds	15		DIAKITE,Soufiyane vs Bethune-Cookman (12/8/18)
	14		POPE,Cletrell vs Bethune-Cookman (12/8/18)
Assists	8		SPAN, Jure vs USC Upstate (11/24/18)
	8		Viont'E Daniels at Washington St. (11/19/18)
	8		Brandon Williams at Arizona (11/11/18)
Steals	5		Taze Moore at CSU Bakersfield (12/18/18)
	3		BLACKWELL, Noah at Fresno State (12/01/18)
	3		MARTIN, Brandon vs USC Upstate (11/24/18)
	3		Ryan Luther at Arizona (11/11/18)
Blocked Shots	3		Taze Moore at CSU Bakersfield (12/18/18)
	3		DIABATE, Tahirou at Portland (11/23/18)
	3		AKWUBA, Theo at Portland (11/23/18)
	3		Henry Cornelious vs Menlo College (11/7/18)
Turnovers	5		MOORE, Malik vs USC Upstate (11/24/18)
	4		Taze Moore at CSU Bakersfield (12/18/18)
	4		Jarkel Joiner at CSU Bakersfield (12/18/18)
	4		Paris Austin at California (12/15/18)
	4		POPE,Cletrell vs Bethune-Cookman (12/8/18)
	4		Eric Terry vs Texas St. (11/21/18)
	4		Tre'Larenz Nottingha vs Texas St. (11/21/18)

Cal Poly Men's Basketball 2018-19
Cal Poly Points-Rebounds-Assists (as of Dec 18, 2018)
All games

				01	03	05	10	11	13	14
Opponent	Date	Score		ALEXANDER,	FIELDS,DON	CROWE,MARK	RICE,JARED	GARRICK,MA	CARR,DAXTO	JAAKKOLA,T
MENLO COLLEGE	11/7/18	82-75	w	3-1-1	30-1-1	8-5-1	0-0-1	16-1-1	DNP	7-9-0
at Arizona	11/11/18	61-82	L	2-0-1	7-3-2	7-5-2	3-0-0	16-3-1	5-3-1	4-2-0
at Washington St.	11/19/18	70-84	L	5-0-0	22-1-7	11-4-2	0-0-0	8-3-1	7-3-0	2-5-1
vs Texas St.	11/21/18	42-54	L	4-0-0	11-1-3	7-3-1	DNP	5-2-2	3-0-0	3-4-1
at Portland	11/23/18	67-72	L	4-0-3	4-3-5	10-4-3	DNP	6-3-0	9-6-2	13-4-0
vs USC Upstate	11/24/18	75-74	w	2-1-2	21-4-7	11-9-5	DNP	15-4-2	7-5-0	2-1-0
at Fresno State	12/01/18	67-76	L	4-6-3	4-0-4	22-6-2	DNP	6-2-0	5-10-1	3-0-0
BETHUNE-COOKMAN	12/8/18	80-78	w	4-1-1	28-3-4	10-1-1	DNP	13-4-3	2-0-0	DNP
at California	12/15/18	66-67	L	2-2-0	26-4-3	11-5-2	DNP	3-1-0	9-2-2	DNP
at CSU Bakersfield	12/18/18	61-74	L	4-2-0	7-2-5	14-0-3	DNP	4-3-0	5-2-0	DNP

				23	24	30	35
Opponent	Date	Score		GAROZA,KAR	BALLARD,JU	HOLLINGSWO	NIZIOL,KUB
MENLO COLLEGE	11/7/18	82-75	w	DNP	4-1-1	2-3-0	12-12-8
at Arizona	11/11/18	61-82	L	DNP	4-3-1	4-4-0	9-4-1
at Washington St.	11/19/18	70-84	L	0-2-0	0-3-1	5-5-0	10-4-2
vs Texas St.	11/21/18	42-54	L	6-6-0	0-2-1	0-1-0	3-1-0
at Portland	11/23/18	67-72	L	6-3-1	0-3-1	8-3-0	7-7-1
vs USC Upstate	11/24/18	75-74	w	1-0-0	0-0-0	14-12-0	2-1-0
at Fresno State	12/01/18	67-76	L	0-2-0	15-1-0	8-9-1	DNP
BETHUNE-COOKMAN	12/8/18	80-78	w	4-4-1	5-5-0	8-7-0	6-4-1
at California	12/15/18	66-67	L	0-2-1	4-3-1	6-8-0	5-3-1
at CSU Bakersfield	12/18/18	61-74	L	3-2-1	21-6-1	0-3-0	3-0-0