

## SCHEDULE / RESULTS

### NOVEMBER

6 UT TYLER (ESPN+) W, 90-66

10 NORTHERN IOWA (ESPN+) 7 PM

16 TEXAS A&M-CORPUS CHRISTI (ESPN+) 7 PM

NIT 18 UC DAVIS (ESPN+) 12 PM

20 RV Indiana (BTN) 6 PM

NCAA 23 Arkansas (SECN+) 7 PM

27 Tulsa 7 PM

### DECEMBER

1 UTRGV (ESPN+) 2 PM

NCAA 4 RV Missouri (SECN+) 7 PM

CBI 8 North Texas (C-USA TV) 5 PM

NCAA 18 #3 Gonzaga (ROOT) 8 PM

21 Cal Poly 9 PM

NCAA 28 RV Texas (LHN) 7 PM

### JANUARY

NCAA 3 GEORGIA STATE\* (ESPN+) 7 PM

5 GEORGIA SOUTHERN\* (ESPN+) 2 PM

10 Appalachian State\* (ESPN+) 6 PM

12 Coastal Carolina\* (ESPN+) 1 PM

17 ARKANSAS STATE\* (ESPN+) 7 PM

19 LITTLE ROCK\* (ESPN+) 2 PM

24 Georgia Southern\* (ESPN+) 6 PM

NCAA 26 Georgia State\* (ESPN+) 12 PM

### FEBRUARY

2 Texas State\* (ESPN+) 4 PM

7 COASTAL CAROLINA\* (ESPN+) 7 PM

9 APPALACHIAN STATE\* (ESPN+) 2 PM

14 Little Rock\* (ESPN+) 6:30 PM

16 Arkansas State\* (ESPN+) 7 PM

NIT 21 LOUISIANA\* (ESPN+) 7 PM

CIT 23 ULM\* (ESPN+) 2 PM

28 South Alabama\* (ESPN+) 7 PM

### MARCH

2 Troy\* (ESPN+) 2 PM

9 TEXAS STATE\* (ESPN+) 2 PM

12 Sun Belt Tournament First Round<sup>^</sup> TBA

14 Sun Belt Tournament Second Round<sup>^</sup> TBA

15 Sun Belt Tournament Quarterfinals<sup>^</sup> TBA

16 Sun Belt Tournament Semifinals<sup>^</sup> TBA

17 Sun Belt Tournament Final<sup>^</sup> TBA

HOME GAME | All Times Central | \*Sun Belt Game

<sup>^</sup>Campus Sites (#7 & #8 Host) | <sup>^</sup>New Orleans (Lakefront Arena)



@UTA\_MBB  
1-0

## UT ARLINGTON vs. NORTHERN IOWA

Arlington, TX | College Park Center (7,000)

Video: ESPN+ | PxP: Ron Thulin | Analyst: Robert Gill

Radio: KEXB 620 AM | TuneIn App | PxP: Josh Sours

Live Statistics: UTastats.com

Series History: UNI Leads, 1-0

#MavCity | #PlantYourFlag | #SunBeltMBB

HC: Chris Ogden (1-0) HC: Ben Jacobson (251-150)



@UNIMBB  
1-0

### POINTS



### REBOUNDS



### ASSISTS



### LOST

### INCOMING

### POINTS

4,009

### REBOUNDS

1,788

### ASSISTS

749

UTA enters 2018-19 having lost its top-9 scorers from a season ago, but also welcomes 12 talented, and in many cases experienced, newcomers. The only teams in the nation with more newcomers than UTA are Chattanooga and Detroit Mercy (13 each). **UTA returns just 87 of 2,640 points from a season ago – the fewest percentage of any team in the nation.** The Mavericks also return only 4% of their rebounds and 11% of their assists.

However, seven of those newcomers are junior transfers who have a proven record of success at the collegiate level previously. Those seven junior newcomers have combined to score 4,009 points, grab 1,788 rebounds and issue 749 assists over their first two years.

### Least % Of Points Returning From '17-'18

- 1) UT ARLINGTON: 3.2%
- 2) Mount St. Mary's: 4.4%
- 3) UNC Asheville: 5.5%
- 4) Idaho: 6.9%
- 5) Oakland: 8.6%

## PROBABLE STARTERS

0

### BRIAN WARREN (G)

Jr. | 5-9 | 160 | Indianapolis, IN  
15.5 PPG | 2.6 RPG | 5.5 APG (17-18 @ Tyler JC)

Spent his first two years at Tyler Junior College




4

### DAVID AZORE (G)

R-Fr. | 6-4 | 205 | Houston, TX  
25 PPG | 7.9 RPG (16-17 As A High School Senior)

Tore his ACL in a preseason scrimmage last year



5

### EDRIC DENNIS (G)

R-Jr. | 6-2 | 190 | Dallas, TX  
14 PPG | 4.1 RPG | 2 APG (16-17 @ Jackson St.)

Freshman year @ Hill College (9.4 ppg, 3.7 rpg)



10

### RADSHAD DAVIS (G)

Jr. | 6-2 | 205 | Nassau, Bahamas  
16.6 PPG | 6.6 RPG (17-18 @ Mizzou St.-West Plains)

Freshman season cut short due to an injury



23

### PATRICK MWAMBA (F)

Fr. | 6-5 | 188 | Bukava, Congo

Product of the NBA Academy Africa  
First academy graduate from Africa to go D-I



## TWEETABLES

**1)** UTA opened its season with a 90-66 win on Tuesday over UT Tyler, the Mavericks' fifth-straight season-opening win and 12th in the last 13 years. The 90 points were the second-most in a season opener for UTA since 1994 (99 vs. East Texas Baptist in 2011).

**2)** Of those 90 points, 82 came from players who did not play for the Mavericks last season. Redshirt junior transfer Edrick Dennis led all five starters reaching double-figure points with 20.

**3)** Chris Ogden won his first career game with the Mavs' victory. Of UTA's now eight all-time head coaches, he's just the fourth (joining Tom Tinker in 1959, Eddie McCarter in 1992 and Scott Cross in 2006) to win their UTA debut.

**4)** The Mavericks went 21-13 overall last year (10-8 in the Sun Belt), finishing 112th in the RPI and reaching the Sun Belt Championship Final for the first time in their five years in the league.

**5)** UTA has posted three-straight 20-win seasons. In the 59-year history of the program, the Mavs have only had seven 20-win campaigns, and five of them have come in the last 10 years since 2007-08.

Please refer to the University of Texas at Arlington as **UT Arlington**. UTA is acceptable on second reference. Using Texas-Arlington, UT-Arlington or any other form is incorrect.

## ABOUT THE UT ARLINGTON MAVERICKS

### GENERAL INFORMATION

Location.....	Arlington, Texas
Global Enrollment.....	59,836
Founded.....	1895
Colors.....	Royal Blue, Orange, & White
Nickname.....	Mavericks
Home Court.....	College Park Center
Capacity.....	7,000
Conference Affiliation.....	Sun Belt Conference
President.....	Dr. Vistasp Karbhari
Director of Athletics.....	Jim Baker

### MEN'S BASKETBALL STAFF

Head Coach.....	Chris Ogden (Texas '04 / 1st Year)
Record At UTA.....	1-0
Career Record.....	1-0
Associate Head Coach.....	Greg Young (Howard Payne '86 / 10th Year)
Assistant Coach.....	Royce Johnson (Thomas Edison '13 / 1st Year)
Assistant Coach.....	Riley Davis (Texas '11 / 1st Year)
Director Of Operations.....	Jarred Jackson (Lander '07 / 1st Year)
Graduate Assistant/Operations.....	Parker Eidson (Tennessee '16 / 1st Year)
Graduate Assistant/Analytics.....	Matt McGann (Oklahoma State '17 / 1st Year)
Athletic Trainer.....	Chris Marrs

### 2017-18 REVIEW

Overall Record.....	21-13
Sun Belt Record.....	10-8
Sun Belt Finish.....	4th
Sun Belt Tournament Finish.....	Finals
Postseason.....	None

### MEN'S BASKETBALL HISTORY

First Year of Basketball.....	1959-60
Total Years of Basketball.....	59 (Including This Year)
All-Time Win-Loss Record.....	734-918
Overall Record in College Park Center (2012-Present).....	69-23

Years In Sun Belt Conference.....	5 (2013-Present)
All-Time Sun Belt Win-Loss Record.....	56-38 (.595)
Sun Belt Regular Season Championships.....	1 (2017)
Sun Belt Tournament Championships.....	0

Years In Western Athletic Conference.....	1 (2012-13)
All-Time WAC Win-Loss Record.....	11-7 (.611)
WAC Regular Season Championships.....	0

Years In Southland Conference.....	48 (1964-2012)
All-Time Southland Win-Loss Record.....	289-354 (.442)
Southland Regular Season Championships.....	2 (2004, 2012)
Southland Tournament Championships.....	1 (2008)

NCAA Tournament Appearances.....	1 (2008)
Record In The NCAA Tournament.....	0-1
NIT Appearances.....	3 (1981, 2012, 2017)
Record In The NIT.....	2-3
CIT Appearances.....	2 (2013, 2016)
Record In The CIT.....	1-2

### ATHLETIC COMMUNICATIONS

Associate AD for Communications.....	Jason MacBain
Cell Phone.....	315.750.0236
E-Mail.....	jason.macbain@uta.edu
Mailing Address.....	Box 19950, Arlington, TX 76019
Overnight/Shipping Address.....	601 Spaniolo Drive
.....	College Park Center, Ste. 1102-E, Arlington, TX 76019
Athletics Website.....	UTAMavs.com
Twitter, Instagram.....	@UTA_MBB; @UTA_Hoops

## INSIDE THE MATCHUP

UNI  
PANTHERS



### SERIES HISTORY -- UNI Leads, 1-0


Date	Location	W/L	Score
12.7.17	Cedar Falls	L	62-58

• UNI opened its season on Tuesday, defeating Division-II Bemidji State, 97-51. The Panthers were picked to finish 5th in the Missouri Valley Conference; last

season, UNI lost by just four points, 54-50, in the MVC Tournament semifinals to eventual Final Four Cinderella Loyola Chicago.

• Since 2004, UNI has made seven NCAA Tournament appearances, winning four games this decade in March Madness, including a trip to the 2010 Sweet Sixteen after stunning top-seeded Kansas in the Second Round. As a 5 seed in 2015, the Panthers defeated 12th-seeded Wyoming in the First Round, and they followed it up with another First-Round win in 2016, 75-72, over 6th-seeded Texas.

## A WHOLE NEW CREW



**UTA lost its top-9 scorers and only returns two letterwinners from last year's team**

(three total letterwinners on the '18-'19 roster; one did not play because of an injury in 2017-18), and just one of those two was a scholarship player (DJ Bryant). The Mavericks had eight seniors graduate and one junior who transferred.

### Teams With The Fewest Returning Letterwinners

- 1 - Chattanooga
- 2 - UNC Asheville
- 2 - Drake

### ▶ 3 - UT ARLINGTON ◀

- 3 - Baylor
- 3 - Nicholls
- 3 - Duquesne
- 3 - Milwaukee
- 3 - Detroit Mercy
- 3 - Little Rock

**All made by DJ Bryant; he is the only player on the team who entering the season had started a game for UTA.**

### Teams With Zero Scholarship Seniors

- Virginia
- North Florida

### UT ARLINGTON

- Duquesne
- Cal State Northridge

### Teams With Least Starts Returning

Idaho	0
Mount St. Mary's	1
Wichita State	4
UNC Asheville	5
<b>UT ARLINGTON</b>	<b>7</b>
Duke	7

**Additionally, in terms of career points a player(s) have scored at their current institution entering 2018-19, UTA has the 2nd-fewest total points in the country on its 2018-19 roster:**

- 1) Mount St. Mary's: 103

**2) UT ARLINGTON: 130**

- 3) UNC Asheville: 141

- 4) Chattanooga: 241

**(DJ Bryant: 85; Scott Muirhead: 41; Patrick Binzer: 4)**



## AMONG THE STATES BEST

Over the last 3+ seasons (2015-16, 2016-17, 2017-18, 2018-19), UTA owns the 2nd-most wins of the 23 Division-I schools in the state of Texas.

1) Stephen F. Austin		76	28	UTIA owns the 2nd-most wins of the 23 Division-I schools in the state of Texas.	
UT ARLINGTON		73	33		
SMU		73	26	13) Texas	51 50
4) Houston		70	29	14) Lamar	50 48
5) Baylor		68	36	15) UTEP	46 51
6) Texas A&M		67	37	16) Abilene Christian	43 50
7) Texas Tech		65	37	Rice	43 56
8) Sam Houston State		62	44	18) North Texas	41 60
9) Texas A&M-Corpus Christi		61	38	19) Houston Baptist	40 57
10) Texas Southern		58	47	20) UTSA	39 62
TCU		58	48	21) Incarnate Word	36 51
12) Texas State		52	48	Prairie View A&M	36 62
				23) UTRGV	34 62

\*Records Entering Games On Nov. 9\*

## NON-CONFERENCE SCHEDULE STRENGTH

UTA will play a challenging non-conference schedule to prepare for the Sun Belt slate. Of its 12 Division-I non-league opponents, nine had a .500 or better record last year, six participated in the postseason in 2017-18 and five finished in the top 100 of the RPI (not including UC Davis which finished at 101).

### Marquee Games (2017-18 Record | RPI | Postseason | Misc)

Nov. 10 vs. Northern Iowa | 16-16  
 Nov. 18 vs. UC Davis | 22-11 | 101 | NIT | Big West Regular Season Champs  
 Nov. 20 @ Indiana | 16-15 | RV In 2018-19 Preseason Polls  
 Nov. 23 @ Arkansas | 23-12 | 34 | NCAA  
 Nov. 27 @ Tulsa | 19-12 | 89  
 Dec. 4 @ Missouri | 20-13 | 49 | NCAA | RV In 2018-19 Preseason Polls  
 Dec. 8 @ North Texas | 20-18 | CBI Champions  
 Dec. 18 @ Gonzaga | 32-5 | 22 | NCAA | Sweet Sixteen | #3 In 2018-19 Preseason Polls  
 Dec. 28 @ Texas | 19-15 | 52 | NCAA | RV In 2018-19 Preseason Polls

UTA's four 2018 NCAA Tournament opponents on its schedule puts the Mavericks in top-flight competition. The only teams in the nation who will play more than four teams which went to the NCAA Tournament last year in their 2018-19 non-conference schedule are: North Carolina (6), Florida (6), Kansas (5), Kentucky (5), Creighton (5), Northeastern (5) and Canisius (5).

# UTA ROAD WINS

NOV. 29, 2016 | @ TEXAS, 72-61

DEC. 8, 2016 | @ #12 SAINT MARY'S, 65-51

MAR. 15, 2017 | @ BYU (NIT FIRST ROUND), 105-89

OCT. 28, 2017 | @ OKLAHOMA (PRESEASON CHARITY SCRIMMAGE), 99-84

NOV. 18, 2017 | @ BYU, 89-75



## STATISTICAL TRENDS

### UTA'S RECORD WHEN

Monday	0-0
Tuesday	1-0
Wednesday	0-0
Thursday	0-0
Friday	0-0
Saturday	0-0
Sunday	0-0
Leading At Halftime	1-0
Trailing At Halftime	0-0
Tied At Halftime	0-0
Leading With 5 Minutes Left	1-0
Trailing With 5 Minutes Left	0-0
Tied With 5 Minutes Left	0-0
Shooting 40% FG Or Better	1-0
Shooting Less Than 40% FG	0-0
Opponent 40% FG Or Better	0-0
Opponent Less Than 40% FG	1-0
Shooting Better FG% Than Opponent	1-0
Shooting Worse FG% Than Opponent	0-0
Shooting Better 3-FG% Than Opponent	0-0
Shooting Worse 3-FG% Than Opponent	1-0
Outrebounding Opponent	1-0
Outrebounded By opponent	0-0
Rebounds Tied	0-0
More Turnovers Than Opponent	0-0
Fewer Turnovers Than Opponent	1-0
Same Turnovers As Opponent	0-0

### UTA'S POINT TOTAL

35-49 Points	0-0
50-59 Points	0-0
60-69 Points	0-0
70-79 Points	0-0
80-89 Points	0-0
90-99 Points	1-0
100+ Points	0-0

### GAMES DECIDED BY

5 Points Or Less	0-0
6-10 Points	0-0
11-20 Points	0-0
20+ Points	1-0

## ABOUT UT ARLINGTON

The University of Texas at Arlington is a Carnegie Research-1 "highest research activity" institution. With a global enrollment of nearly 60,000 during the 2018-2019 academic year, UTA is one of the largest institutions in the state of Texas. Guided by its Strategic Plan 2020 Bold Solutions | Global Impact, UTA fosters interdisciplinary research and education within four broad themes: health and the human condition, sustainable urban communities, global environmental impact, and data-driven discovery. UTA was recently cited by U.S. News & World Report as having the second lowest average student debt among U.S. universities. U.S. News & World Report lists UTA as having the fifth highest undergraduate diversity index among national universities. The University is a Hispanic-Serving Institution and is ranked as the top four-year college in Texas for veterans on Military Times' 2017 Best for Vets list. Visit [www.uta.edu](http://www.uta.edu).



## SEASON MOTTO

"Plant Your Flag represents you being you. Being proud of where you came from and representing that – standing up for something. It doesn't matter what it is. Claim something. And then play for it."

-- CHRIS OGDEN

## UTA PLAYERS FROM FOREIGN COUNTRIES

Belgium | Bahamas | Trinidad & Tobago | Colombia | Congo



### NUMBER OF FOREIGN PLAYERS ON MBB TEAM

- 10 - Saint Mary's
- 7 - Fairfield
- 6 - Bradley
- 5 - UT Arlington**
- 5 - TCU
- 5 - Virginia
- 3 - Creighton

### MBB TEAMS WITH PLAYERS FROM 4+ CONTINENTS:

- 5 - Maine
- 5 - Virginia
- 4 - UT Arlington**
- 4 - Bradley
- 4 - Illinois-Chicago
- 4 - UNLV
- 4 - Oklahoma
- 4 - Portland
- 4 - Sacramento State
- 4 - Tulane
- 4 - Utah State




NBA Academies, a network of elite basketball training centers around the world, include educational development for top male and female prospects from outside the U.S. and mark the NBA's signature elite player development initiative. The initiative exposes elite prospects to NBA-level coaching, facilities and competition and provides a global framework for them to maximize their success.

### 5 NBA Academy graduates committed to D1 schools in addition to UTA'S PATRICK MWAMBA (NBA ACADEMY AFRICA):

- Three men from The NBA Global Academy in Canberra, Australia:
  - Francisco Caffaro (Argentina): Virginia
  - Jonathan Tchamwa Tchatchoua (Cameroon): UNLV
  - Francisco Farabello (Argentina): TCU (for 2019-20 school year)

- One woman from the NBA Academies Women's Program camp in Mexico City:
  - Karla Martinez (Mexico): University of San Diego





## ON THE RISE -- 20-WIN SEASONS

UTA has posted seven 20-win seasons in its 59-year program history, but five of those have come in the last 10 years – including three in a row.

Year	Record	Postseason
2016-17	27-9	NIT
2015-16	24-11	CIT
2011-12	24-9	NIT
2017-18	21-13	----
2007-08	21-12	NCAA
1990-91	20-9	----
1980-81	20-8	NIT



## MAVERICKS IN THE PROS

Former UT Arlington forward Kevin Hervey became the highest NBA Draft selection in program history this past spring when he was selected in the 2nd Round with the 57th pick overall by the Oklahoma City Thunder.

Hervey is the 4th UTA player selected in the draft and the first since the NBA reduced the number of rounds to just two in 1989. Paul Renfro became UTA's first-ever draft pick when he was taken in the 9th round (181st overall) by the Utah Jazz in 1980. Two Mavericks were selected in 1982 – both by the Dallas Mavericks. Ralph McPherson was selected in the 9th round (188th) and Albert Culton picked in the 10th round (209th).

Hervey -- who is playing with the Thunder's G-League affiliate currently -- graduated as the program's all-time rebounding leader (921) and 2nd in total points (1,783).



He was one of three graduating seniors last year who signed a pro contract, joining Erick Neal in Turkey with Yeni Mamak Spor Kulubu and Johnny Hamilton in the G-League with the Grand Rapids Drive, the affiliate of the Detroit Pistons.

### OTHER FORMER MAVS CURRENTLY PLAYING PROFESSIONALLY

Roger Dowell	BC Hallmann Vienna	Austria
Brandon Edwards	Hapoel Galilee Safed	Israel
Marquez Haynes	Reyer Venice Mestre	Italy
Karol Gruszecki	Twarde Pierniki Torun	Poland
LaMarcus Reed	SCM Craiova	Romania
Anthony Walker	Texas Legends	G-League
Faith Pope	Units pel Basquet Gandia	Spain
Jorge Bilbao	Legia Warsaw	Poland
Jalen Jones	BC MoraBanc Andorra	Spain

## THE LAST TIME

### THE LAST TIME A MAVERICK

#### Scored 40 Or More Points

..... 43, Stephen Barber, at UTSA, 2/24/02

#### Scored 30 Or More Points

..... 37, Erick Neal, vs. Appalachian State, 3/9/18

#### Totaled 20 Or More Rebounds

..... 22, Jermaine Griffin, vs. UT Permian Basin, 12/1/05

#### Totaled 15 Or More Rebounds

..... 16, Kevin Hervey at UTRGV, 12/16/17

#### Totaled 10 Or More Assists

..... 10, Erick Neal, at Texas State, 3/2/18

#### Recorded A Double-Double (pts./reb.)

..... Johnny Hamilton (23/14) vs. Georgia State, 3/11/18

#### Recorded A Double-Double (pts./asst)

..... Erick Neal, at Texas State (22/10), 3/2/18

#### Recorded A Triple-Double (pts./rebs/asst)

..... Erick Neal, vs UT Dallas (10/10/13), 11/27/17

### THE LAST TIME THE MAVERICKS

Played An OT Game ..... W, 70-68 vs. Texas State, 2/10/18

Scored 100+ Pts ..... W, 105-89 at BYU, 3/15/17

Allowed 100+ Pts ..... L, 79-100 at Louisiana, 2/17/18

Had 50 Or More Rebs ..... 52 vs. South Alabama, 1/6/18

Had 20 Or More Assists ..... 23 vs. Georgia State 2/24/18

Had 15 Or More Steals ..... 18, vs. Howard Payne, 11/13/13

Played AP Ranked Opp. .... at #25 Creighton, 81-90, 12/18/17

Def. AP Ranked Opp. .... at #12 Saint Mary's, 65-51, 12/8/16

## UTA vs. TOP-25 TEAMS

Dec. 18, 2017	at No. 25 Creighton	L	81-90
Nov. 21, 2017	at No. 25 Alabama	L	76-77
<b>Dec. 8, 2016</b>	<b>at No. 12 Saint Mary's</b>	<b>W</b>	<b>65-51</b>
Dec. 2, 2014	at No. 6 Texas	L	53-63
Nov. 25, 2014	at No. 1 Kentucky	L	44-92
Nov. 19, 2013	at No. 4 Kentucky	L	76-105
Dec. 19, 2012	at No. 24 Oklahoma State	L	44-69
Nov. 23, 2011	at No. 9 Baylor	L	65-75
Dec. 29, 2010	at No. 3 Kansas	L	57-82
Dec. 20, 2008	at No. 21 Baylor	L	76-79
Mar. 21, 2008	vs. No. 2 Memphis#	L	63-87
Dec. 3, 2005	at No. 2 Texas	L	55-93
Dec. 15, 2004	at No. 14 Texas	L	70-85
Jan. 2, 2004	at No. 19 Texas	L	79-99
Nov. 27, 2002	at No. 3 Texas	L	45-76
Nov. 18, 1997	at No. 19 Oklahoma	L	63-81
Dec. 20, 1994	at No. 21 New Mexico State	L	63-102
Dec. 28, 1993	vs. No. 14 Connecticut+	L	72-112
Dec. 21, 1992	at No. 17 Nebraska	L	95-116
Nov. 23, 1991	at No. 14 Utah	L	57-58
Dec. 6, 1986	at No. 11 Oklahoma	L	76-101
Feb. 7, 1985	at No. 14 Louisiana Tech	L	61-86
Jan. 12, 1985	at No. 14 Louisiana Tech	L	65-76
Feb. 12, 1973	vs. UL Lafayette	~L	96-111
Jan. 13, 1973	at UL Lafayette	~L	73-79
Dec. 18, 1970	vs. No. 19 Drake*	L	83-102
Dec. 4, 1970	at No. 18 Long Beach State	L	57-102
Dec. 1, 1970	at No. 15 New Mexico State	L	82-107
Feb. 26, 1970	vs. No. 15 Houston	L	84-102
Dec. 4, 1969	at No. 4 Houston	L	70-88
Feb. 22, 1967	at No. 1 Houston	L	75-130

# NCAA Tournament | + Hilo, Hawai'i | ~ Wins Later Vacated | \* Fort Worth, TX

## HOME DOMINANCE

- Over the last 3+ seasons, UTA has compiled an impressive 41-5 record in College Park Center.
- The Mavericks went 13-2 in 2015-16, 14-1 in 2016-17, 13-2 last season and are 1-0 in 2018-19. **Included in that stretch was a 21-game regular-season winning streak.**
- The 14 victories in 2016-17 equaled a program record, set in 2007-08, for most home wins. The only loss was a four-point setback to CSU Bakersfield in the quarterfinals of the NIT.

Record	Season	Site
14-1	2016-17	College Park Center
14-3	2007-08	Texas Hall
13-2	2017-18	College Park Center
13-2	2015-16	College Park Center
12-1	2011-12	Texas Hall (8-1), CPC (4-0)
12-2	2007-08	Texas Hall

## CPC ATTENDANCE HIGHS

1)	6,421	11/16/12	MBB vs. Oklahoma
2)	6,336	3/22/17	MBB vs. CSU Bakersfield (NIT)
3)	6,228	2/2/12	M/WBB vs. UTSA
4)	6,105	12/3/15	MBB vs. North Texas
5)	5,590	2/22/18	WBB vs. Georgia Southern
6)	5,390	3/20/17	MBB vs. Akron (NIT)
7)	5,272	2/11/12	MBB vs. Texas State
8)	5,011	2/9/17	WBB vs. Little Rock
9)	5,033	1/23/16	MBB vs. Little Rock
10)	4,837	3/2/13	MBB vs. Utah State

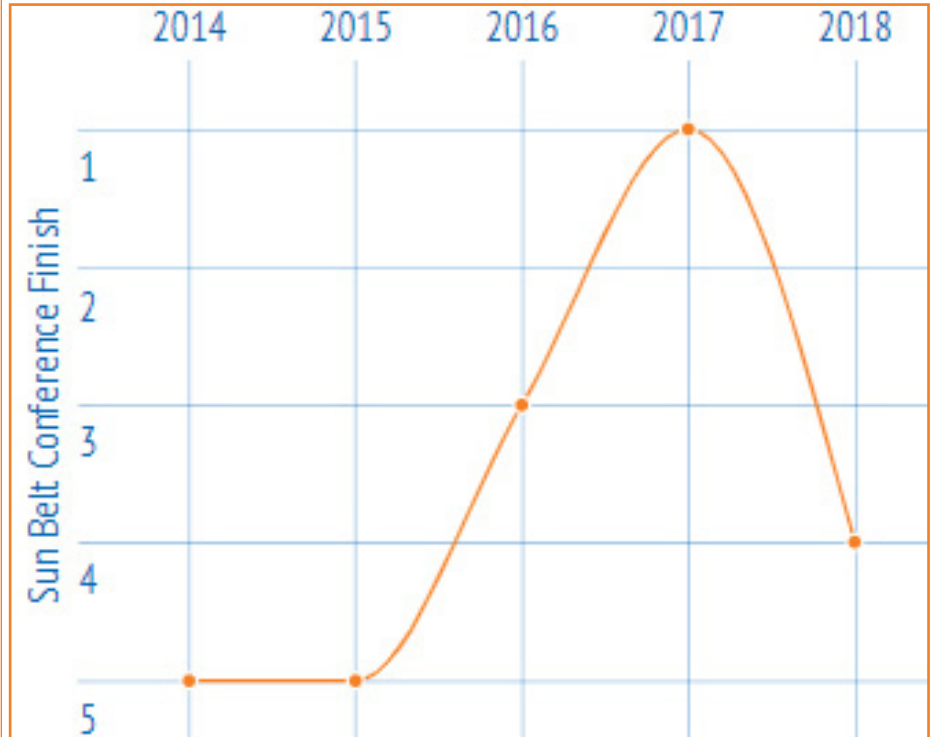


## ABOUT THE CPC

The Mavericks have called the beautiful College Park Center home since the 7,000 all chair-back seat multi-purpose arena opened on Feb. 1, 2012. The \$78 million project broke ground on March 5, 2010 and opened less than two years later. The arena is part of a 20-acre section of campus known as the College Park District, which includes a residence hall, student apartments, a 4.62 acre park, restaurants and three parking garages. The arena features 4,055 lower bowl seats, in addition to a 2,800-square-foot hospitality suite. A distinctive feature is a center hung 4-sided Daktronics LED scoreboard with an additional end zone LED display, ribbon displays and scorer's table. The lower concourse contains sports medicine facilities, two full-sized practice courts, a 2,500-sq-ft weight room, a press center, an academic support study center and coaches' office suites. In addition to Mavericks basketball and volleyball events, the facility hosts a variety of concerts, speaking engagements and other events. The WNBA's Dallas Wings also call College Park Center home during their season.

## SUN BELT SUCCESS

Since joining the Sun Belt Conference for the 2013-14 season, UTA has finished no worse than 5th place in the regular-season standings in the 12-team league. In 2016-17, the Mavericks won their first-ever SBC Regular Season Championship, and last season they were the preseason favorites to repeat. This year, UTA – due largely to its large roster turnover – was predicted to finish 11th in the SBC.



## SUN BELT STRATEGIC SCHEDULING PLAN

With the goal of improving the NCAA Tournament seeding for the Sun Belt's automatic qualifier, in addition to enhancing the resume of other teams to secure at-large berths, the following changes have been implemented beginning in the 2019-20 season:

Sun Belt teams will reserve two dates in the non-conference portion of their schedule to play against peer conference opponents. Each team will have one home opponent and one away opponent from this scheduling alliance.

In the next major portion of the strategic plan is centered around a 20-game smart schedule. The conference will split into two divisions (East: Appalachian State, Coastal Carolina, Georgia Southern, Georgia State, South Alabama and Troy; West: Little Rock, Arkansas State, Louisiana, ULM, UTA and Texas State). Each team will play a 16-game schedule with five home and five away games played against divisional opponents and three home and three away games against non-divisional opponents.

Based on the resulting standings of those 16 games, teams will then be placed in four pods - Pod A (#1, #2, #3), Pod B (#4, #5, #6), Pod C (#7, #8, #9) and Pod D (#10, #11, #12). Each team will play the other two pod members once home and once away for the final four games of the 20-game schedule.

The regular season conference champion will be awarded based on the results of the full 20-game conference schedule.



# HEAD COACH CHRIS OGDEN

A new era of UT Arlington men's basketball began on April 6, 2018 with the appointment of former Big 12 and Southeastern Conference assistant Chris Ogden as the eighth head coach in program history.

A native of Seminole, Texas, Ogden played for head coach Rick Barnes and served on his staff for 13 seasons at both the University of Texas and the University of Tennessee. He spent the last two seasons as an assistant coach under head coach Chris Beard at Texas Tech.

During his 15 years on the basketball staffs at Texas, Tennessee and Texas Tech, he helped compile a 346-173 record for a .667 winning percentage. In 10 seasons as a full-time assistant coach he went 215-130 and registered a total of 32 victories over Associated Press top 25 ranked teams. He helped lead three programs to 11 total NCAA Tournament appearances, including three regional finals.

During the 2017 and 2018 seasons, Ogden served as a member of the Texas Tech staff under Beard. The 2018 team captured the attention of the country with its run to the NCAA Tournament Elite Eight. That season, the Red Raiders went 27-10 and, after defeating Stephen F. Austin, Florida and Purdue, fell to second-seeded Villanova in a regional final contest in Boston, Mass.

Prior to Texas Tech, Ogden spent the 2015-16 season at Tennessee after serving the previous seven seasons as an assistant coach at Texas. He was on the Texas staff for a total of 12 years, spending four as an administrative assistant and one as a student coach.

During his tenure as a full-time assistant, Ogden helped his alma mater to a 155-87 record and the Longhorns advanced to the NCAA Tournament six times.



Kevin Durant  
@KDTrey5

Follow

Congratulations to my friend @CoachOG on becoming the next head coach for UT Arlington. He is the true definition of a players coach! Big things ahead for him and his program.

10:07 AM - 6 Apr 2018

549 Retweets 3,739 Likes

129 549 3.7K

Ogden was instrumental in signing six McDonald's All-Americans over a seven-year span at Texas (Avery Bradley in 2009, Cory Joseph in 2010, Tristan Thompson in 2010, Myck Kabongo in 2011, Cameron Ridley in 2012 and Myles Turner in 2014). He had a hand in assembling five recruiting classes that ranked nationally inside ESPN's Top 10.

Ogden has coached seven players who have gone onto have their name called in the NBA Draft, six of which were selected in the first round (Thompson, No. 4 by Cleveland in 2011; Jordan Hamilton, No. 26 by Dallas in 2011; Joseph, No. 29 by San Antonio in 2011; Avery Bradley, No. 19 by Boston in 2010; Damion James, No. 24 by Atlanta in 2010; and Turner, No. 11 by Indiana in 2015).

Ogden played four seasons at forward for the Longhorns from 2000-03 and was a member of four NCAA Tournament teams. Texas reached the 2003 NCAA Final Four with Ogden serving as a senior captain. He finished his Texas career with 97 team victories, more than any other player in program history at the time.

Ogden played in 85 career games which included three starts. He totaled 144 points, 88 rebounds and 40 assists. Ogden earned the team's Jay Arnette Award as a junior in 2001-02. The honor is given to a player for behind-the-scenes efforts and contributions to the team.

Following his collegiate playing career, Ogden joined the Texas basketball staff as a student assistant coach for the 2003-04 season while he completed his undergraduate degree. He earned his Bachelor of Science in education in 2004.

Ogden, a native of Seminole, Texas, played four years of varsity basketball at Seminole High School.

UTA HEAD COACHING HISTORY				
Coach	Years	W	L	Pct.
Tom Tinker	1959-66	54	113	.323
Barry Dowd	1966-76	90	168	.349
Bob "Snake" LeGrand	1976-87	122	184	.399
Jerry Stone	1987-88	7	22	.241
Mark Nixon	1988-92	56	59	.487
Eddie McCarter	1992-06	179	211	.459
Scott Cross	2006-18	225	161	.584
Chris Ogden	2018-Pres	1	0	1.000
<b>TOTAL</b>		<b>734</b>	<b>918</b>	<b>.444</b>

He was crowned the state of Texas' "Mr. Basketball" following his senior season in 1998-99. That year, he averaged 17.3 points, 10.6 rebounds and 8.5 assists per game while leading SHS to a 36-4 record and a runner-up finish in the Class 3A state tournament.

Ogden and his wife, Katie, have three children: Bo, Ellie and Parker. Katie is a 2006 graduate of The University of Texas School of Law and she holds a bachelor's degree from the University of Texas, where she served as student body president from 2002-2003.





## ROSTER RUNDOWN


No.	Name	Pos.	Ht.	Wt.	Yr.	Hometown / High School / Previous School(s)
0	Brian Warren	G	5-9	160	Jr.	Indianapolis, Ind. / Howe / Tyler JC
2	DJ Bryant	G	5-11	185	Jr.	Sarasota, Fla. / Riverview
3	Ayoub Nouhi	F	6-5	196	Fr.	Brussels, Belgium / Institute Saint-Louis Namur
4	David Azore	G	6-4	205	R-Fr.	Houston, Texas / Clear Brook
5	Edric Dennis	G	6-2	190	R-Jr.	Dallas, Texas / DeSoto / Jackson State / Hill JC
10	Radshad Davis	G	6-2	205	Jr.	Nassau, Bahamas / Sunrise Christian / Missouri State-West Plains JC
11	Ike Durham	G	5-9	162	Jr.	DeSoto, Texas / DeSoto / Paris JC / Independence CC
13	Jabari Narcis	F	6-9	230	Jr.	Chaguanas, Trinidad and Tobago / Chaguanas North / Jacksonville College
15	Scott Muirhead	G	6-3	206	R-Jr.	Ennis, Texas / Ennis
20	Andres Ibarguen	F	6-5	230	Jr.	Santa Marta, Colombia / Sunrise Christian / Trinity Valley CC
21	Pedro Castro	G	6-6	185	R-Fr.	Fort Worth, Texas / Brewer
22	TiAndre Jackson-Young	G	6-3	195	Jr.	Marshall, Texas / Marshall / Tyler JC
23	Patrick Mwamba	F	6-5	188	Fr.	Bukava, Congo / Keur Madior International / NBA Academy Africa
30	Patrick Binzer	G	6-1	180	R-Jr.	Weatherford, Texas / Weatherford Christian
33	McKade Marquis	G	6-0	215	Fr.	Whitehouse, Texas / Whitehouse



**Chris Ogden**  
Head Coach  
1st Season  
Texas '04



**Greg Young**  
Assoc. Head Coach  
10th Season  
Howard Payne '86



**Riley Davis**  
Assistant Coach  
1st Season  
Texas '11



**Royce Johnson**  
Assistant Coach  
1st Season  
Thomas Edison '13



**Jarred Jackson**  
Dir. of Operations  
1st Season  
Lander '07



**Parker Eidson**  
GA/Operations  
1st Season  
Tennessee '16



**Matt McGann**  
GA/Analytics  
1st Season  
Oklahoma St. '17

### Letterwinners Returning (Career Statistics)

No.	Name	Pos.	Ht.	Cl.	GP-GS	PPG	RPG	APG	Notes
2	DJ Bryant	G	5-11	Jr.	70-10	1.2	0.9	1.4	Played in every game in 2 years ... 8 assists at UTRGV ... 7 pts four times
15	Scott Muirhead	G	6-3	R-Jr.	36-0	1.1	0.3	0.1	13 of 14 career FG are 3ptrs ... 9 pts in 9 mins v Western Carolina
30	Patrick Binzer	G	6-1	R-Jr.	6-0	0.7	0.0	0.0	No action in 17-18 / injury ... walk-on ... scored at Texas, v UTD in 16-17

### Letterwinners Lost (Career Statistics)

No.	Name	Pos.	Ht.	Exp.	GP-GS	PPG	RPG	APG	Notes
25	Kevin Hervey	F	6-9	4L	115-86	15.5	8.0	1.9	2x Sun Belt 1st team, 2017 POY ... UTA career ldr in rebs, 2nd in scoring
1	Erick Neal	G	5-10	4L	132-108	11.8	3.4	5.7	1st SBC player w/1500 pts, 700 asts, 400 rebs, 200 stls ... UTA career ast ldr
13	Johnny Hamilton	C	7-0	1L	34-31	11.1	8.1	0.6	Grad xfer from Va Tech ... top 25 nationally in blocks (2.3) ... .629 FG%
5	Kaelon Wilson	G	6-2	4L	132-54	9.0	3.9	1.2	4-yr player w/record 132 gms played ... scored 1,191 pts ... team went 88-48
3	Nathan Hawkins	F	6-5	3L	102-34	4.6	2.2	1.5	Xfer from Nebraska ... 102 apps in 3yrs ... 71 career steals ...
4	Davion Turner	F	6-9	1L	82-45	9.6	4.7	1.1	11.3 ppg at Eastern OK State in '15-'16 ... 12.9 ppg at Hill JC in '16-'17
20	Julian Harris	F	6-5	4L	94-6	2.3	1.7	0.2	Career-high 10 pts in 1st career start v Ga. Souther ... 9.4 career mins per gm
22	Link Kabadundi	C	7-1	2L	57-2	2.0	1.9	0.1	Xfer from TCU/Blinn JC ... 17 career blocks ... .656 FG% ... 2 starts as a Sr.
23	Mairega Clarke	G	6-5	2L	97-49	9.4	3.4	1.5	Xfer from Carl Albert State College ... 18.6 ppg as a Fr.; 12.5 ppg as a So.

**FEWEST RETURNING MINUTES FROM 2017-18**

1) Mount Saint Mary's	7.0%	6) Middle Tennessee	15.2%
2) <b>UT ARLINGTON: 7.9%</b>		7) Chattanooga	15.24%
3) UNC Asheville	7.9%	8) Oakland	16.5%
4) Idaho	10.6%	9) Drake	17.4%
5) Wichita State	11.2%	<b>DJ Bryant: 493 Minutes</b> <b>Scott Muirhead: 50 Minutes</b>	



# BRIAN WARREN

@bmsforeigner

Jr. G 5-9 160 Indianapolis, IN Tyler JC Howe HS

## RECORD PERFORMANCES

### POINTS

Career 27, 2x, Last vs. Panola (1/27/18)  
Season 11 vs. UT Tyler (11/6/18)  
Sun Belt

### REBOUNDS

Career 6, 3x, Last vs. Panola (2/21/18)  
Season 2 vs. UT Tyler (11/6/18)  
Sun Belt

### ASSISTS

Career 11, 2x, Last @ Kilgore (2/15/17)  
Season 2 vs. UT Tyler (11/6/18)  
Sun Belt

### STEALS

Career 6 vs. Southwestern Christian (11/05/16)  
Season  
Sun Belt

### FIELD GOALS MADE

Career 11 vs. Panola (1/27/18)  
Season 2 vs. UT Tyler (11/6/18)  
Sun Belt

### FIELD GOALS ATTEMPTED

Career 18 vs. Kilgore (3/10/18)  
Season 7 vs. UT Tyler (11/6/18)  
Sun Belt

### FREE THROWS MADE

Career 10, 2x, Last vs Kilgore (3/10/18)  
Season 6 vs. UT Tyler (11/6/18)  
Sun Belt

### FREE THROWS ATTEMPTED

Career 14 vs. Kilgore (3/10/18)  
Season 7 vs. UT Tyler (11/6/18)  
Sun Belt

### 3-POINT FIELD GOALS MADE

Career 4, 2x, Last at Navarro (2/25/17)  
Season 1 vs. UT Tyler (11/6/18)  
Sun Belt

### 3-POINT FIELD GOALS ATTEMPTED

Career 11 vs. Navarro (2/25/17)  
Season 3 vs. UT Tyler (11/6/18)  
Sun Belt

### MINUTES

Career 40, 2x, Last vs. Kilgore (3/10/18)  
Season 17 vs. UT Tyler (11/6/18)  
Sun Belt

## MISCELLANEOUS

	Year	Career
Double-Figure Points	1	46
20+ Points		11
Double-Doubles		2
5+ Rebounds		6
Double-Figure Assists		5
Games W/ A Steal		50

## CAREER STATS

Season	GP-GS	Min/Avg	Total		3-Ptr		F-Throws		Rebounds									Pts	Avg	
			FG-FGA	Pct	FG-FGA	Pct	FT-FTA	Pct	Off	Def	Tot	Avg	PF	FO	A	TO	Blk			Stl
2016-17	29-29	0/0.0	97-236	.411	37-97	.381	101-123	.821	6	53	59	2.0	61	1	182	44	2	53	332	11.4
2017-18	33-33	0/0.0	173-379	.456	41-121	.339	123-174	.707	7	78	85	2.6	71	3	183	59	3	57	510	15.5
2018-19	1-1	16/16.0	2-7	.286	1-3	.333	6-7	.857	1	1	2	2.0	4	0	2	1	0	0	11	11.0
Total	63-63	16/0.3	272-622	.437	79-221	.357	230-304	.757	14	132	146	2.3	136	4	367	104	5	110	853	13.5

## AS A SOPHOMORE AT TYLER JC (2017-18)

Averaged 15.5 points, 2.6 rebounds and 5.5 assists per game ... scored 20 or more points nine times and shot .456 from the field ... scored a career-high 27 points twice, against Cedar Valley College and Panola College ... named Region XIV Tournament Most Valuable Player and first team all-Region XIV ... helped lead his team to a regional title and advanced to the national championships.

## AS A FRESHMAN AT TYLER JC (2016-17)

Started all 29 of his appearances ... averaged 11.4 points, 6.3 assists per game and shot .381 from behind the 3-point arc ... scored 24 points in his debut, a 101-86 win over Brookhaven College ... scored in double figures in all but nine games.

Commonly known by 'Kip' -- his middle name; also played golf and ran cross country in high school.

## GAME-BY-GAME STATS

Opponent	Date	gs	min	Total		3-Point		F-Throw		Rebounds				pf	a	to	blk	stl	pts	avg
				fg-fga	fg%	3fg-fga	3fg%	ft-fa	ft%	off	def	tot	avg							
TEXAS-TYLER	11/06/18	*	16	2-7	.286	1-3	.333	6-7	.857	1	1	2	2.0	4	2	1	0	0	11	11.0
Totals		1	16	2-7	.286	1-3	.333	6-7	.857	1	1	2	2.0	4	2	1	0	0	11	11.0

# 2 | DJ BRYANT

 @dj\_bryant\_

Jr. | G | 5-11 | 185 | Sarasota, FL | Riverview HS

## RECORD PERFORMANCES

### POINTS

Career 7, 4x, Last @ ULM (2/15/18)  
 Season 5 vs. UT Tyler (11/6/18)  
 Sun Belt

### REBOUNDS

Career 5 @ ULM (2/15/18)  
 Season 4 vs. UT Tyler (11/6/18)  
 Sun Belt

### ASSISTS

Career 8 @ UTRGV (12/16/17)  
 Season 5 vs. UT Tyler (11/6/18)  
 Sun Belt

### STEALS

Career 2, 6x, Last vs. UT Tyler (11/6/18)  
 Season 2 vs. UT Tyler (11/6/18)  
 Sun Belt

### FIELD GOALS MADE

Career 3, 3x, Last @ ULM (2/15/18)  
 Season 1 vs. UT Tyler (11/6/18)  
 Sun Belt

### FIELD GOALS ATTEMPTED

Career 5 @ UTRGV (12/16/17)  
 Season 2 vs. UT Tyler (11/6/18)  
 Sun Belt

### FREE THROWS MADE

Career 4, 2x, Last vs. Appalachian State (2/1/18)  
 Season 3 vs. UT Tyler (11/6/18)  
 Sun Belt

### FREE THROWS ATTEMPTED

Career 4, 3x, Last vs. UT Tyler (11/6/18)  
 Season 4 vs. UT Tyler (11/6/18)  
 Sun Belt

### 3-POINT FIELD GOALS MADE

Career 2 vs. Coastal Carolina (2/3/18)  
 Season  
 Sun Belt

### 3-POINT FIELD GOALS ATTEMPTED

Career 3, 2x, Last vs. Coastal Carolina (2/3/18)  
 Season 1 vs. UT Tyler (11/6/18)  
 Sun Belt

### MINUTES

Career 32 vs. Texas State (2/10/18)  
 Season 23 vs. UT Tyler (11/6/18)  
 Sun Belt

## MISCELLANEOUS

	Year	Career
Double-Figure Points		
20+ Points		
Double-Doubles		
5+ Rebounds		1
Double-Figure Assists		
Games W/ A Steal	1	29

## CAREER STATS

### AS A SOPHOMORE (2017-18)

Appeared in each of the team's 34 games and started seven contests ... averaged 1.9 points and 1.4 assists per game ... set a career best with eight assists against UTRGV ... earned the team's "Tough Guy" award, given to the player who showed the most determination, mental and physical strength during preseason boot camp.

### AS A FRESHMAN (2016-17)

Appeared all 36 games as a reserve point guard ... scored in eight games with a then-career-high of four points in the Sun Belt win over Coastal Carolina ... handed out three assists to go with two points and two rebounds in 10 minutes in a home win over Little Rock.

Is already a certified real estate agent with Harry E. Robbins Associates in his native Sarasota.

## GAME-BY-GAME STATS

Opponent	Date	gs	min	Total fg-fga fg%	3-Point 3fg-fga 3fg%	F-Throw ft-fa ft%	Rebounds off def tot avg	pf a to blk stl pts avg
TEXAS-TYLER	11/06/18	23		1-2 .500	0-1 .000	3-4 .750	1 3 4 4.0	0 5 2 1 2 5 5.0
Totals		0	23	1-2 .500	0-1 .000	3-4 .750	1 3 4 4.0	0 5 2 1 2 5 5.0

Season	GP-GS	Min/Avg	Total FG-FGA Pct	3-Ptr FG-FGA Pct	F-Throws FT-FTA Pct	Rebounds Off Def Tot Avg	PF FO A TO Blk Stl	Pts Avg
2016-17	36-3	295/8.2	6-22 .273	1-11 .091	6-7 .857	2 16 18 0.5	35 0 37 32 0 11	19 0.5
2017-18	34-7	493/14.5	22-53 .415	10-31 .323	12-20 .600	6 42 48 1.4	43 0 58 24 1 22	66 1.9
2018-19	1-0	23/23.0	1-2 .500	0-1 .000	3-4 .750	1 3 4 4.0	0 0 5 2 1 2	5 5.0
Total	71-10	811/11.4	29-77 .377	11-43 .256	21-31 .677	9 61 70 1.0	78 0 100 58 2 35	90 1.3



# 3 | AYOUB NOUHI

A-ube NEW-he

@ayoubnouhi3

Fr. | F | 6-5 | 196 | Brussels, Belgium | Institute Saint-Louis Namur

## RECORD PERFORMANCES

### POINTS

Career 2 vs. UT Tyler (11/6/18)  
Season Same As Career  
Sun Belt

### REBOUNDS

Career  
Season  
Sun Belt

### ASSISTS

Career 1 vs. UT Tyler (11/6/18)  
Season Same As Career  
Sun Belt

### STEALS

Career  
Season  
Sun Belt

### FIELD GOALS MADE

Career 1 vs. UT Tyler (11/6/18)  
Season Same As Career  
Sun Belt

### FIELD GOALS ATTEMPTED

Career 2 vs. UT Tyler (11/6/18)  
Season Same As Career  
Sun Belt

### FREE THROWS MADE

Career  
Season  
Sun Belt

### FREE THROWS ATTEMPTED

Career  
Season  
Sun Belt

### 3-POINT FIELD GOALS MADE

Career  
Season  
Sun Belt

### 3-POINT FIELD GOALS ATTEMPTED

Career 1 vs. UT Tyler (11/6/18)  
Season Same As Career  
Sun Belt

### MINUTES

Career 13 vs. UT Tyler (11/6/18)  
Season Same As Career  
Sun Belt



## HIGH SCHOOL

Played in seven games in the 2018 U20 Euro Championship for Belgium, helping guide the country to a 7th-place finish ... best scoring performance was a seven-point outing in the 6th-place game against Bulgaria ... participated in the 2015 U16 Euro Championship for Belgium, playing nine games, averaging 2.7 points and assisting in a 6th-place finish ... also played for the Canarias Basketball Academy, appearing in tournaments around the world.

## GAME-BY-GAME STATS

Opponent	Date	gs	min	Total		3-Point		F-Throw		Rebounds				pf	a	to	blk	stl	pts	avg
				fg-fga	fg%	3fg-fga	3fg%	ft-fa	ft%	off	def	tot	avg							
TEXAS-TYLER	11/06/18		13	1-2	.500	0-1	.000	0-0	.000	0	0	0	0.0	3	1	0	0	0	2	2.0
Totals		0	13	1-2	.500	0-1	.000	0-0	.000	0	0	0	0.0	3	1	0	0	0	2	2.0

## MISCELLANEOUS

Year Career

Double-Figure Points  
20+ Points  
Double-Doubles  
5+ Rebounds  
Double-Figure Assists  
Games W/ A Steal

## CAREER STATS

Season	GP-GS	Min/Avg	Total		3-Ptr		F-Throws		Rebounds				PF	FO	A	TO	Blk	Stl	Pts	Avg
			FG-FGA	Pct	FG-FGA	Pct	FT-FTA	Pct	Off	Def	Tot	Avg								
2018-19	1-0	13/13.0	1-2	.500	0-1	.000	0-0	.000	0	0	0	0.0	3	0	1	0	0	0	2	2.0
Total	1-0	13/13.0	1-2	.500	0-1	.000	0-0	.000	0	0	0	0.0	3	0	1	0	0	0	2	2.0

# 4 DAVID AZORE

AYE-zore  
@dazore6  
@david22hh

R-Fr. G 6-4 205 Houston, TX Clear Brook HS

## RECORD PERFORMANCES

### POINTS

Career 15 vs. UT Tyler (11/6/18)  
Season Same As Career  
Sun Belt

### REBOUNDS

Career 6 vs. UT Tyler (11/6/18)  
Season Same As Career  
Sun Belt

### ASSISTS

Career 1 vs. UT Tyler (11/6/18)  
Season Same As Career  
Sun Belt

### STEALS

Career 1 vs. UT Tyler (11/6/18)  
Season Same As Career  
Sun Belt

### FIELD GOALS MADE

Career 4 vs. UT Tyler (11/6/18)  
Season Same As Career  
Sun Belt

### FIELD GOALS ATTEMPTED

Career 12 vs. UT Tyler (11/6/18)  
Season Same As Career  
Sun Belt

### FREE THROWS MADE

Career 6 vs. UT Tyler (11/6/18)  
Season Same As Career  
Sun Belt

### FREE THROWS ATTEMPTED

Career 7 vs. UT Tyler (11/6/18)  
Season Same As Career  
Sun Belt

### 3-POINT FIELD GOALS MADE

Career 1 vs. UT Tyler (11/6/18)  
Season Same As Career  
Sun Belt

### 3-POINT FIELD GOALS ATTEMPTED

Career 3 vs. UT Tyler (11/6/18)  
Season Same As Career  
Sun Belt

### MINUTES

Career 21 vs. UT Tyler (11/6/18)  
Season Same As Career  
Sun Belt

## HIGH SCHOOL

Finalist for the Guy V. Lewis Award as Greater Houston's top boys player ... District 24-6A Most Valuable player as a senior ... led district in scoring and rebounding three times ... became program's all-time leading scorer with 2,006 points during his prep career ... averaged 20.9 points, 7.1 rebounds, 1.9 assists and 1.8 steals during his prep career ... registered averages of 25 points and 7.9 rebounds per game as a senior ... team went 25-9 in 2017 ... fell just two points shy of the school record for points in a single game when he scored 46 points in a win over La Porte High School as a junior ... scored 38 points in a rivalry win over Clear Creek that same season that clinched a play-off berth ... voted 24-6A Newcomer of the Year as a sophomore and Offensive Player of the Year as a junior.

Redshirted last year after tearing his ACL in UTA's preseason charity-scrimmage win over Oklahoma.



## GAME-BY-GAME STATS

Opponent	Date	gs	min	Total fg-fga fg%	3-Point 3fg-fga 3fg%	F-Throw ft-fga ft%	Rebounds off def tot avg	pf	a	to	blk	stl	pts	avg
TEXAS-TYLER	11/06/18	*	21	4-12 .333	1-3 .333	6-7 .857	3 3 6 6.0	0	1	1	0	1	15	15.0
Totals		1	21	4-12 .333	1-3 .333	6-7 .857	3 3 6 6.0	0	1	1	0	1	15	15.0

## MISCELLANEOUS

	Year	Career
Double-Figure Points	1	1
20+ Points		
Double-Doubles		
5+ Rebounds	1	1
Double-Figure Assists		
Games W/ A Steal	1	1

## CAREER STATS

Season	GP-GS	Min/Avg	Total FG-FGA Pct	3-Ptr FG-FGA Pct	F-Throws FT-FTA Pct	Rebounds Off Def Tot Avg	PF FO A TO Blk Stl	Pts Avg
2018-19	1-1	21/21.0	4-12 .333	1-3 .333	6-7 .857	3 3 6 6.0	0 0 1 1 0 1	15 15.0
Total	1-1	21/21.0	4-12 .333	1-3 .333	6-7 .857	3 3 6 6.0	0 0 1 1 0 1	15 15.0

# 5 | EDRIC DENNIS

Twitter @ed\_theshow

Instagram @edtheshooter\_

R-Jr. | G | 6-2 | 190 | Dallas, TX | Jackson State | Hill JC | DeSoto HS

## RECORD PERFORMANCES

### POINTS

Career 36 vs. Fisk (12/30/16)  
Season 20 vs. UT Tyler (11/6/18)  
Sun Belt

### REBOUNDS

Career 9 vs. Xavier (La.) (11/11/16)  
Season 3 vs. UT Tyler (11/6/18)  
Sun Belt

### ASSISTS

Career 7 @ N.C. Central (11/18/16)  
Season 4 vs. UT Tyler (11/6/18)  
Sun Belt

### STEALS

Career 4 vs. Southern Miss (12/4/16)  
Season 1 vs. UT Tyler (11/6/18)  
Sun Belt

### FIELD GOALS MADE

Career 12 vs. Fisk (12/30/16)  
Season 8 vs. UT Tyler (11/6/18)  
Sun Belt

### FIELD GOALS ATTEMPTED

Career 21 vs. Fisk (12/30/16)  
Season 14 vs. UT Tyler (11/6/18)  
Sun Belt

### FREE THROWS MADE

Career 11 vs. Arkansas-Pine Bluff (1/30/17)  
Season 2 vs. UT Tyler (11/6/18)  
Sun Belt

### FREE THROWS ATTEMPTED

Career 14 vs. Arkansas-Pine Bluff (1/30/17)  
Season 2 vs. UT Tyler (11/6/18)  
Sun Belt

### 3-POINT FIELD GOALS MADE

Career 9 vs. Fisk (12/30/16)  
Season 2 vs. UT Tyler (11/6/18)  
Sun Belt

### 3-POINT FIELD GOALS ATTEMPTED

Career 13 vs. Richland (10/30/15)  
Season 4 vs. UT Tyler (11/6/18)  
Sun Belt

### MINUTES

Career 41 vs. Grambling (2/18/17)  
Season 22 vs. UT Tyler (11/6/18)  
Sun Belt

## MISCELLANEOUS

	Year	Career
Double-Figure Points	1	36
20+ Points	1	12
Double-Doubles		21
5+ Rebounds		21
Double-Figure Assists		21
Games W/ A Steal	1	35

## CAREER STATS

Season	GP-GS	Min/Avg	Total		3-Ptr		F-Throws		Rebounds											Pts	Avg
			FG-FGA	Pct	FG-FGA	Pct	FT-FTA	Pct	Off	Def	Tot	Avg	PF	FO	A	TO	Blk	Stl			
2015-16	29-9	0/0.0	90-253	.356	39-142	.275	53-78	.679	38	70	108	3.7	6	0	50	46	4	24	272	9.4	
2016-17	29-26	966/33.3	129-361	.357	58-177	.328	90-138	.652	34	84	118	4.1	64	2	59	87	5	28	406	14.0	
2018-19	1-1	22/22.0	8-14	.571	2-4	.500	2-2	1.000	2	1	3	3.0	1	0	4	1	0	1	20	20.0	
Total	59-36	988/16.7	227-628	.361	99-323	.307	145-218	.665	74	155	229	3.9	71	2	113	134	9	53	698	11.8	

## AS A SOPHOMORE AT JACKSON STATE (2016-17)

Averaged 14 points, 4.1 rebounds and 2.0 assists per game and started 26 of his 29 appearances ... averaged 33.3 minutes per game and led the team in 3-point percentage at .329 ... named D-I Men's College Basketball HERO of the Week after scoring 36 points to go with five assists and four rebounds in Jackson State's 94-62 win over Fisk ... his 36 points against Fisk was the second-highest total for a SWAC player during the season ... finished 10th in the SWAC in scoring, 7th in made 3-point field goals, and 4th in minutes played.

## AS A FRESHMAN AT HILL COLLEGE (2015-16)

Made 29 appearances with nine starts ... earned honorable mention all-conference honors ... averaged 9.4 points, 3.7 rebounds and 1.7 assists per game ... scored a season high 25 points in a win over Ranger College.






Sat out last season in accordance with NCAA transfer rules.

## GAME-BY-GAME STATS

				Total		3-Point		F-Throw		Rebounds										
Opponent	Date	gs	min	fg-fga	fg%	3fg-fga	3fg%	ft-fa	ft%	off	def	tot	avg	pf	a	to	blk	stl	pts	avg
TEXAS-TYLER	11/06/18	*	22	8-14	.571	2-4	.500	2-2	1.000	2	1	3	3.0	1	4	1	0	1	20	20.0
Totals		1	22	8-14	.571	2-4	.500	2-2	1.000	2	1	3	3.0	1	4	1	0	1	20	20.0



# 10 | RADSHAD DAVIS

 ruh-SHAHD  
 @davis\_boy242  
 @shad242

Jr. | G | 6-2 | 205 | Nassau, Bahamas | Missouri State-West Plains JC | Sunrise Christian HS

## RECORD PERFORMANCES

### POINTS

Career 33 vs. Three Rivers (1/20/18)  
 Season 13 vs. UT Tyler (11/6/18)  
 Sun Belt

### REBOUNDS

Career 13, 2x, Last @ Arkansas Baptist (1/17/18)  
 Season 6 vs. UT Tyler (11/6/18)  
 Sun Belt

### ASSISTS

Career 7 vs. Northwest Mississippi (11/28/17)  
 Season 1 vs. UT Tyler (11/6/18)  
 Sun Belt

### STEALS

Career 4, 2x, Last @ Neosho County (11/08/16)  
 Season 2 vs. UT Tyler (11/6/18)  
 Sun Belt

### FIELD GOALS MADE

Career 13 vs. Three Rivers (1/20/18)  
 Season 5 vs. UT Tyler (11/6/18)  
 Sun Belt

### FIELD GOALS ATTEMPTED

Career 21 vs. Three Rivers (1/20/18)  
 Season 9 vs. UT Tyler (11/6/18)  
 Sun Belt

### FREE THROWS MADE

Career 12 @ Southwest Tennessee (12/15/17)  
 Season 1 vs. UT Tyler (11/6/18)  
 Sun Belt

### FREE THROWS ATTEMPTED

Career 12, 2x, Last @ Southwest Tennessee (12/15/17)  
 Season 1 vs. UT Tyler (11/6/18)  
 Sun Belt

### 3-POINT FIELD GOALS MADE

Career 4 @ Highland (3/10/18)  
 Season 2 vs. UT Tyler (11/6/18)  
 Sun Belt

### 3-POINT FIELD GOALS ATTEMPTED

Career 5 vs. UT Tyler (11/6/18)  
 Season 5 vs. UT Tyler (11/6/18)  
 Sun Belt

### MINUTES

Career 37 vs. Indian Hills (1/10/18)  
 Season 24 vs. UT Tyler (11/6/18)  
 Sun Belt

## MISCELLANEOUS

	Year	Career
Double-Figure Points	1	32
20+ Points		10
Double-Doubles		9
5+ Rebounds	1	23
Double-Figure Assists		
Games W/ A Steal	1	29

## CAREER STATS

Season	GP-GS	Min/Avg	Total		3-Ptr		F-Throws		Rebounds											Pts	Avg
			FG-FGA	Pct	FG-FGA	Pct	FT-FTA	Pct	Off	Def	Tot	Avg	PF	FO	A	TO	Blk	Stl			
2016-17	5-5	0/0.0	23-36	.639	0-0	.000	17-24	.708	11	15	26	5.2	11	1	4	6	0	5	63	12.6	
2017-18	31-30	0/0.0	187-325	.575	17-55	.309	123-152	.809	67	137	204	6.6	23	0	107	79	4	40	517	16.7	
2018-19	1-1	24/24.0	5-9	.556	2-5	.400	1-1	1.000	2	4	6	6.0	2	0	1	2	0	2	13	13.0	
Total	37-36	24/0.6	215-370	.581	19-60	.317	141-177	.797	80	156	236	6.4	36	1	112	87	4	47	593	16.0	

## AS A SOPHOMORE AT MISSOURI STATE-WEST PLAINS (2017-18)

Averaged 16.6 points, 6.6 rebounds and 3.5 assists in 31 games ... helped lead the Grizzlies to a 25-9 record and the NJCAA Region XVI title ... finished 2nd in the region in scoring and rebounding ... shot .575 from the field and .809 from the free throw line ... scored in double figures 27 times and a high of 33 points in a victory over Three Rivers ... grabbed double-figure rebounds eight times with a high of 13 in a win at Arkansas Baptist ... a First Team NJCAA All-Region XVI selection ... named team's co-most valuable player, team captain and defensive player of the year.

## AS A FRESHMAN AT MISSOURI STATE-WEST PLAINS (2016-17)

Played just five games due to injury ... in those contests, he averaged 12.6 points and 5.2 rebounds ... shot .639 from the floor ... opened his career with a 16-point outing against Southeastern Illinois ... tallied 21 at Iowa Western in his final game before injury.

**Ranks 1st in Missouri State-West Plains program history for career field-goal percentage (.575) and 6th in career free-throw percentage (.795).**

## GAME-BY-GAME STATS

Opponent	Date	gs	min	Total		3-Point		F-Throw		Rebounds				pf	a	to	blk	stl	pts	avg
				fg-fga	fg%	3fg-fga	3fg%	ft-fa	ft%	off	def	tot	avg							
TEXAS-TYLER	11/06/18	*	24	5-9	.556	2-5	.400	1-1	1.000	2	4	6	6.0	2	1	2	0	2	13	13.0
Totals		1	24	5-9	.556	2-5	.400	1-1	1.000	2	4	6	6.0	2	1	2	0	2	13	13.0

# 13 | JABARI NARCIS

NAHR-sis  
@jusfly52  
@jabari\_narcis

Jr. | F | 6-9 | 230 | Chaguanas, Trinidad | Jacksonville College | Chaguanas North HS

## RECORD PERFORMANCES

### POINTS

Career 20 vs. Blinn (2/3/18)  
Season 6 vs. UT Tyler (11/6/18)  
Sun Belt

### REBOUNDS

Career 18, 2x, Last vs. Panola (1/11/18)  
Season 11 vs. UT Tyler (11/6/18)  
Sun Belt

### ASSISTS

Career 2 vs. Lee (2/24/18)  
Season  
Sun Belt

### BLOCKS

Career 4, 2x, Last vs. Kilgore (12/2/17)  
Season 2 vs. UT Tyler (11/6/18)  
Sun Belt

### FIELD GOALS MADE

Career 8 @ Blinn (2/28/18)  
Season 3 vs. UT Tyler (11/6/18)  
Sun Belt

### FIELD GOALS ATTEMPTED

Career 12, 3x, Last @ Blinn (2/28/18)  
Season 7 vs. UT Tyler (11/6/18)  
Sun Belt

### FREE THROWS MADE

Career 6, 2x, Last @ San Jacinto-Central (2/07/18)  
Season  
Sun Belt

### FREE THROWS ATTEMPTED

Career 9 @ Navarro (1/8/18)  
Season  
Sun Belt

### OFFENSIVE REBOUNDS

Career 5, 3x, Last vs. Blinn (2/3/18)  
Season 2 vs. UT Tyler (11/6/18)  
Sun Belt

### DEFENSIVE REBOUNDS

Career 14, 3x, Last @ Paris (1/13/18)  
Season 9 vs. UT Tyler (11/6/18)  
Sun Belt

### MINUTES

Career 37 vs. Panola (1/11/18)  
Season 17 vs. UT Tyler (11/6/18)  
Sun Belt

## MISCELLANEOUS

	Year	Career
Double-Figure Points		15
20+ Points		1
Double-Doubles		9
Double-Figure Rebounds	1	17
3+ Offensive Rebounds		20
3+ Blocks		8

## CAREER STATS


Season	GP-GS	Min/Avg	Total		3-Ptr		F-Throws		Rebounds											Pts	Avg
			FG-FGA	Pct	FG-FGA	Pct	FT-FTA	Pct	Off	Def	Tot	Avg	PF	FO	A	TO	Blk	Stl			
2016-17	25-11	0/0.0	67-149	.450	12-53	.226	22-47	.468	50	134	184	7.4	53	0	8	25	35	7	168	6.7	
2017-18	29-17	0/0.0	82-147	.558	7-20	.350	50-81	.617	63	179	242	8.3	41	1	15	33	39	8	221	7.6	
2018-19	1-0	17/17.0	3-7	.429	0-2	.000	0-0	.000	2	9	11	11.0	0	0	0	3	2	2	6	6.0	
Total	55-28	17/0.3	152-303	.502	19-75	.253	72-128	.563	115	322	437	7.9	94	1	23	61	76	17	395	7.2	

## AS A SOPHOMORE AT JACKSONVILLE (TEXAS) COLLEGE (2017-18)

Averaged 7.6 points, 8.3 rebounds and 1.3 blocks in 20.9 minutes per game ... shot .558 from the field ... scored a season-high 20 points with 16 rebounds in a home victory over Blinn College ... scored 19 in a win at Blinn ... registered 9 double-figure rebound performances with a high of 18 in a loss to Panola College ... helped lead the team to a 21-9 overall record and a Region XIV South Division title.

## AS A FRESHMAN AT JACKSONVILLE (TEXAS) COLLEGE (2016-17)

Averaged 6.7 points, 7.4 rebounds and 1.6 blocks per game ... shot .450 from the field ... four double-doubles on the year ... season-high 15 points on four occasions ... pulled down a season-best 18 rebounds at LSU Alexandria; grabbed 16 rebounds against Provision Prep.



Has competed for the Trinidad & Tobago U19 National Team.

## GAME-BY-GAME STATS

Opponent	Date	gs	min	Total		3-Point		F-Throw		Rebounds				pf	a	to	blk	stl	pts	avg
				fg-fga	fg%	3fg-fga	3fg%	ft-fa	ft%	off	def	tot	avg							
TEXAS-TYLER	11/06/18		17	3-7	.429	0-2	.000	0-0	.000	2	9	11	11.0	0	0	3	2	2	6	6.0
Totals		0	17	3-7	.429	0-2	.000	0-0	.000	2	9	11	11.0	0	0	3	2	2	6	6.0

# 21 PEDRO CASTRO

R-Fr. G 6-6 185 Fort Worth, TX Brewer HS

## RECORD PERFORMANCES

### POINTS

Career 2 vs. UT Tyler (11/6/18)  
Season Same As Career  
Sun Belt

### REBOUNDS

Career 3 vs. UT Tyler (11/6/18)  
Season Same As Career  
Sun Belt

### ASSISTS

Career  
Season  
Sun Belt

### STEALS

Career  
Season  
Sun Belt

### FIELD GOALS MADE

Career 1 vs. UT Tyler (11/6/18)  
Season Same As Career  
Sun Belt

### FIELD GOALS ATTEMPTED

Career 6 vs. UT Tyler (11/6/18)  
Season Same As Career  
Sun Belt

### FREE THROWS MADE

Career  
Season  
Sun Belt

### FREE THROWS ATTEMPTED

Career  
Season  
Sun Belt

### 3-POINT FIELD GOALS MADE

Career  
Season  
Sun Belt

### 3-POINT FIELD GOALS ATTEMPTED

Career 4 vs. UT Tyler (11/6/18)  
Season Same As Career  
Sun Belt

### MINUTES

Career 16 vs. UT Tyler (11/6/18)  
Season Same As Career  
Sun Belt

## MISCELLANEOUS

Year Career

Double-Figure Points  
20+ Points  
Double-Doubles  
5+ Rebounds  
Double-Figure Assists  
Games W/ A Steal

## CAREER STATS

### AS A FRESHMAN (2017-18)

Did not appear in a game ... utilized a redshirt season and has four years of eligibility remaining.

### HIGH SCHOOL

Posted averages of 16.6 points, 7.3 rebounds, 2.5 assists, 1.3 steals and 2.6 blocks per game as a senior ... named district 6-5A Most Valuable Player after leading team to a 23-9 overall record... twice named first team all-district ... earned second team Star-Telegram Super Team honors ... all-area and TABC 5A all-region selection ... participated in a Tarrant vs Dallas County All-Star Game ... averaged 14 points, 8 rebounds and 3 assists as a junior ... ranked as a top 100 player in Texas by Texas Basketball Review ... rated as No. 36 in the state by Texas Top 100.



Had open heart surgery to repair a vein wrapped around a heart valve at the age of 16.

## GAME-BY-GAME STATS

Opponent	Date	gs	min	Total		3-Point		F-Throw		Rebounds				pf	a	to	blk	stl	pts	avg
				fg-fga	fg%	3fg-fga	3fg%	ft-fa	ft%	off	def	tot	avg							
TEXAS-TYLER	11/06/18		15	1-6	.167	0-4	.000	0-0	.000	0	3	3	3.0	0	0	0	1	0	2	2.0
Totals		0	15	1-6	.167	0-4	.000	0-0	.000	0	3	3	3.0	0	0	0	1	0	2	2.0

Season	GP-GS	Min/Avg	Total		3-Ptr		F-Throws		Rebounds				PF	FO	A	TO	Blk	Stl	Pts	Avg
			FG-FGA	Pct	FG-FGA	Pct	FT-FTA	Pct	Off	Def	Tot	Avg								
2018-19	1-0	15/15.0	1-6	.167	0-4	.000	0-0	.000	0	3	3	3.0	0	0	0	0	1	0	2	2.0
Total	1-0	15/15.0	1-6	.167	0-4	.000	0-0	.000	0	3	3	3.0	0	0	0	0	1	0	2	2.0



# 22 | TIANDRE JACKSON-YOUNG

Jr. G 6-3 195 Marshall, TX Tyler JC Marshall HS

## RECORD PERFORMANCES

### POINTS

Career 28 @ San Jacinto-Central (1/10/18)  
Season  
Sun Belt

### REBOUNDS

Career 9 @ Lee (1/5/18)  
Season 2 vs. UT Tyler (11/6/18)  
Sun Belt

### ASSISTS

Career 4 vs. Houston CC (12/31/17)  
Season  
Sun Belt

### STEALS

Career 3 vs. Lamar State-Port Arthur (3/8/18)  
Season  
Sun Belt

### FIELD GOALS MADE

Career 11 @ San Jacinto-Central (1/10/18)  
Season  
Sun Belt

### FIELD GOALS ATTEMPTED

Career 18 @ San Jacinto-Central (1/10/18)  
Season 3 vs. UT Tyler (11/6/18)  
Sun Belt

### FREE THROWS MADE

Career 7 @ Lee (1/5/18)  
Season  
Sun Belt

### FREE THROWS ATTEMPTED

Career 7 @ Lee (1/5/18)  
Season  
Sun Belt

### 3-POINT FIELD GOALS MADE

Career 8 @ Paris (2/18/17)  
Season  
Sun Belt

### 3-POINT FIELD GOALS ATTEMPTED

Career 12 @ Paris (2/18/17)  
Season 2 vs. UT Tyler (11/6/18)  
Sun Belt

### MINUTES

Career 39 vs. San Jacinto-Central (3/9/18)  
Season 19 vs. UT Tyler (11/6/18)  
Sun Belt

## MISCELLANEOUS

	Year	Career
Double-Figure Points		34
20+ Points		4
Double-Doubles		
5+ Rebounds		8
Double-Figure Assists		
Games W/ A Steal		22

## CAREER STATS

Season	GP-GS	Min/Avg	Total		3-Ptr		F-Throws		Rebounds											Pts	Avg
			FG-FGA	Pct	FG-FGA	Pct	FT-FTA	Pct	Off	Def	Tot	Avg	PF	FO	A	TO	Blk	Stl			
2016-17	29-0	0/0.0	98-216	.454	61-127	.480	22-32	.688	10	35	45	1.6	31	0	15	34	3	14	279	9.6	
2017-18	33-4	0/0.0	135-301	.449	48-141	.340	59-77	.766	16	99	115	3.5	39	0	24	34	6	13	377	11.4	
2018-19	1-0	18/18.0	0-3	.000	0-2	.000	0-0	.000	1	1	2	2.0	2	0	0	0	0	0	0	0.0	
Total	63-4	18/0.3	233-520	.448	109-270	.404	81-109	.743	27	135	162	2.6	72	0	39	68	9	27	656	10.4	

## AS A SOPHOMORE AT TYLER (TEXAS) JUNIOR COLLEGE (2017-18)

Played in all 33 games and averaged 11.4 points and 3.5 rebounds per game ... earned all-tournament honors at the Region XIV championships ... scored in double figures 20 times with high of 28 points in a loss at San Jacinto-Central ... helped TJC to a 26-7 record and the NJCAA national tournament.

## AS A FRESHMAN AT TYLER (TEXAS) JUNIOR COLLEGE (2016-17)

Averaged 9.6 points and shot a Region XIV-leading 48 percent from behind the 3-point arc ... helped lead the Apaches to a 24-5 record and the Region XIV North Division title ... season-high 26 points at Paris ... eclipsed the 20-point plateau twice.

## HIGH SCHOOL

2,000-point scorer and 1,000-rebound member ... averaged 31.2 points and 11 rebounds per game as a senior ... Y.A. Tittle Male Athlete of the Year for East Texas.

Also participated in track and field in high school; finished in 2nd place at the 2016 UIL Class 5A state championships in the long jump.

## GAME-BY-GAME STATS

Opponent	Date	gs	min	Total		3-Point		F-Throw		Rebounds										
				fg-fga	fg%	3fg-fga	3fg%	ft-fa	ft%	off	def	tot	avg	pf	a	to	blk	stl	pts	avg
TEXAS-TYLER	11/06/18		18	0-3	.000	0-2	.000	0-0	.000	1	1	2	2.0	2	0	0	0	0	0	0.0
Totals		0	18	0-3	.000	0-2	.000	0-0	.000	1	1	2	2.0	2	0	0	0	0	0	0.0

# 23 | PATRICK MWAMBA

mm-WAMBA  
@patrick29856225  
@patrick\_kzmwamba

Fr. F 6-5 188 Bukava, Congo NBA Academy Africa Keur Madior International HS

## RECORD PERFORMANCES

### POINTS

Career 13 vs. UT Tyler (11/6/18)  
Season Same As Career  
Sun Belt

### REBOUNDS

Career 5 vs. UT Tyler (11/6/18)  
Season Same As Career  
Sun Belt

### ASSISTS

Career  
Season  
Sun Belt

### STEALS

Career 4 vs. UT Tyler (11/6/18)  
Season Same As Career  
Sun Belt

### FIELD GOALS MADE

Career 5 vs. UT Tyler (11/6/18)  
Season Same As Career  
Sun Belt

### FIELD GOALS ATTEMPTED

Career 7 vs. UT Tyler (11/6/18)  
Season Same As Career  
Sun Belt

### FREE THROWS MADE

Career 3 vs. UT Tyler (11/6/18)  
Season Same As Career  
Sun Belt

### FREE THROWS ATTEMPTED

Career 5 vs. UT Tyler (11/6/18)  
Season Same As Career  
Sun Belt

### 3-POINT FIELD GOALS MADE

Career  
Season  
Sun Belt

### 3-POINT FIELD GOALS ATTEMPTED

Career 1 vs. UT Tyler (11/6/18)  
Season Same As Career  
Sun Belt

### MINUTES

Career 21 vs. UT Tyler (11/6/18)  
Season Same As Career  
Sun Belt

## MISCELLANEOUS

	Year	Career
Double-Figure Points	1	1
20+ Points		
Double-Doubles		
5+ Rebounds	1	1
Double-Figure Assists		
Games W/ A Steal	1	1

## CAREER STATS

## HIGH SCHOOL

Mwamba is the first NBA Academy Africa graduate to sign with an NCAA Division-I school and just the fourth overall from the seven NBA Academies throughout the world. The elite training academy in Africa – located in Senegal – is a partnership between the NBA and non-profit SEED Project (Sports for Education and Economic Development), which uses basketball as a platform to engage youth in academic, athletic and leadership programs.

This past spring, Mwamba participated in the first NCAA-sponsored Next Generation Sunday at the Final Four in San Antonio in partnership with the NBA Academies. The event was designed to provide unprecedented opportunities for potential future student-athletes, and that is exactly what transpired for UTA and Mwamba as Mavericks' coaches saw him participate in educational, life skills and competitive programming as part of the Final Four experience.



## GAME-BY-GAME STATS

Opponent	Date	gs	min	Total fg-fga fg%	3-Point 3fg-fga 3fg%	F-Throw ft-fga ft%	Rebounds off def tot avg	pf a to blk stl pts avg
TEXAS-TYLER	11/06/18	*	20	5-7 .714	0-1 .000	3-5 .600	1 4 5 5.0	2 0 0 0 4 13 13.0
Totals		1	20	5-7 .714	0-1 .000	3-5 .600	1 4 5 5.0	2 0 0 0 4 13 13.0

Season	GP-GS	Min/Avg	Total FG-FGA Pct	3-Ptr FG-FGA Pct	F-Throws FT-FTA Pct	Rebounds Off Def Tot Avg	PF FO A TO Blk Stl	Pts Avg
2018-19	1-1	20/20.0	5-7 .714	0-1 .000	3-5 .600	1 4 5 5.0	2 0 0 0 0 4	13 13.0
Total	1-1	20/20.0	5-7 .714	0-1 .000	3-5 .600	1 4 5 5.0	2 0 0 0 0 4	13 13.0

## SEASON BOX SCORES



Official Basketball Box Score - Final  
**UT Tyler at UT Arlington**  
 11/06/18 College Park Center, Arlington, Texas  
 2018-19 Men's Basketball

Game Time: 07:00 PM  
 Game Duration: 09:30  
 Attendance: 1710

Officials  
 Wesley FORD  
 Tuscan GRIGG  
 Chris CHUMLEY

## UT Tyler

Record: 0-0

NO.	Name		Min	FG		3P	FT	Rebounds			Fouls		TP	AS	TO	ST	Blocks		+/-
				M-A	M-A	M-A	OR	DR	TOT	PF	FD	BS					BA		
11	FOGLE Xavier	F	17:37	3-8	0-3	2-2	1	2	3	3	1	8	2	0	0	0	1	-19	
0	FRANK Cameron	G	12:03	1-2	0-1	0-0	0	2	2	2	1	2	1	1	0	0	0	-4	
4	MOHAMED Omar	G	20:28	4-6	1-3	0-1	1	3	4	2	2	9	1	2	0	2	0	-14	
10	MOORE Davis	G	17:51	1-4	1-3	0-0	0	1	1	3	1	3	2	4	1	0	1	-27	
2	BENNETT Tyrick		15:15	0-2	0-0	0-0	2	1	3	0	1	0	0	2	0	0	0	-13	
3	JENKINS Jared		14:42	1-3	1-3	0-0	0	2	2	1	0	3	2	1	0	0	0	-5	
14	CRAIG Chris		17:37	3-6	1-3	3-4	0	0	0	2	4	10	2	1	1	0	1	1	
15	STEPHENS Corbin		08:43	0-2	0-2	0-0	0	1	1	2	1	0	0	3	0	0	1	-6	
1	MASON Brad		11:32	2-5	1-2	2-2	0	2	2	1	1	7	4	1	0	0	0	-10	
5	LOVE Kaelin		10:41	2-3	0-0	0-0	2	1	3	1	0	4	0	1	0	1	0	-14	
12	TEAL Trey		08:30	1-3	0-1	0-0	2	0	2	1	0	2	0	1	0	0	0	4	
13	RANDLE Montee		07:39	1-1	1-1	0-0	1	1	2	0	0	3	1	1	0	1	0	7	
20	ALFORD Darius		19:34	2-9	1-4	2-3	0	4	4	2	2	7	1	3	1	0	0	-15	
21	RAMEY Lense		12:51	2-4	1-3	0-0	0	2	2	0	1	5	0	2	0	0	0	-6	
23	BANITT Deven		04:57	1-3	1-3	0-0	0	0	0	0	0	3	0	0	0	0	0	1	
Team							0	0	0			0		1					
Totals					24-61	9-32	9-12	9	22	31	20	15	66	16	24	3	4	4	-24

Technical Fouls: NONE

Shooting By Period		
1 <sup>st</sup>	FG%	10-27 (37)%
	3PT%	2-11 (18.2)%
	FT%	3-4 (75)%
2 <sup>nd</sup>	FG%	14-34 (41.2)%
	3PT%	7-21 (33.3)%
	FT%	6-8 (75)%
GM	FG%	24-61 (39.3)%
	3PT%	9-32 (28.1)%
	FT%	9-12 (75)%

Dead Ball Rebounds: 2, 5

## UT Arlington

Record: 1-0

NO.	Name		Min	FG	3P	FT	Rebounds			Fouls		TP	AS	TO	ST	Blocks		+/-						
				M-A	M-A	M-A	OR	DR	TOT	PF	FD					BS	BA							
23	MWAMBA Patrick	F	20:50	5-7	0-1	3-5	1	4	5	2	3	13	0	0	4	0	0	29						
0	WARREN Brian	G	16:31	2-7	1-3	6-7	1	1	2	4	5	11	2	1	0	0	0	-3						
4	AZORE David	G	21:28	4-12	1-3	6-7	3	3	6	0	4	15	1	1	1	0	0	25						
5	DENNIS Edric	G	22:16	8-14	2-4	2-2	2	1	3	1	3	20	4	1	1	0	1	19						
10	DAVIS Radshad	G	24:21	5-9	2-5	1-1	2	4	6	2	1	13	1	2	2	0	1	30						
11	DURHAM Ike		03:12	0-0	0-0	0-0	0	0	0	2	0	0	0	1	0	0	0	-5						
3	NOUHI Ayoub		13:02	1-2	0-1	0-0	0	0	0	3	0	2	1	0	0	0	0	1						
22	JACKSON-YOUNG TiAndre		18:33	0-3	0-2	0-0	1	1	2	2	0	0	0	0	0	0	0	-13						
13	NARCIS Jabari		17:02	3-7	0-2	0-0	2	9	11	0	0	6	0	3	2	2	2	5						
2	BRYANT DJ		23:29	1-2	0-1	3-4	1	3	4	0	4	5	5	2	2	1	0	30						
15	MUIRHEAD Scott		03:26	1-2	1-2	0-0	0	0	0	0	0	3	0	0	0	0	0	1						
21	CASTRO Pedro		15:47	1-6	0-4	0-0	0	3	3	0	0	2	0	0	0	1	0	4						
30	BINZER Patrick		00:03	0-0	0-0	0-0	0	0	0	0	0	0	0	0	0	0	0	-3						
Team							0	0	0			0		2										
Totals							31	71	7	28	21	26	13	29	42	16	20	90	14	13	12	4	4	24

Technical Fouls: Durham 2<sup>nd</sup> 8:30

	UTT	UTA
Biggest lead	5 (1 <sup>st</sup> 16:16)	33 (2 <sup>nd</sup> 17:32)
Best Scoring Run	11 (2 <sup>nd</sup> 2:41)	21 (1 <sup>st</sup> 9:53)
Lead Changes	4	
Times Tied	2	
Time with Lead	02:24	36:53

Points from	UTT	UTA
Turnovers	11	31
Paint	16	42
Second Chance	10	13
Fast Breaks	13	33
Bench	44	18

Period by Period Scoring			
	1 <sup>st</sup>	2 <sup>nd</sup>	TOT
UTT	25	41	66
UTA	51	39	90





# SINGLE-GAME INDIVIDUAL PROGRAM RECORDS

## POINTS

Pts	Player	Opponent	Date
1. 44	Dink Ford	Texas Wesleyan	Dec. 29, 1964
2. 43	Steven Barber	at UTSA	Jan. 24, 2002
3. 41	Larry Moore	Centenary	Jan. 18, 1973
4. 39	Willie Brand	Prairie View A&M	Dec. 2, 1989
39	Jerry Janek	Texas Wesleyan	Dec. 29, 1962
6. 38	Erick Neal	Appalachian State	Feb. 1, 2018
38	Marquez Haynes	UTSA	Jan. 16, 2010
38	Steven Barber	Wichita State	Nov. 28, 2001
38	Mike Nau	Lamar	Feb. 14, 1967
10. 37	Erick Neal	Appalachian State	March 9, 2018
37	Reger Dowell	WKU	March 1, 2014
37	Leonard Wilson	ULM	March 6, 1993
37	Eric Gore	North Texas	Feb. 25, 1991
37	Bruce Tibbetts	at McMurry	Jan. 30, 1965
15. 36	Marquez Haynes	vs. TAMU-CC	March 12, 2009
36	Keith Greene	McNeese State	Feb. 17, 2000
36	Sam Norton	at ULM	March 5, 1984
36	Sam Norton	at Oral Roberts	Jan. 3, 1984
36	Eddie Stallings	Trinity	Feb. 1, 1969
36	Dink Ford	at Texas Wesleyan	Jan. 2, 1965
36	Bruce Tibbetts	at Texas Wesleyan	Jan. 2, 1965
36	John Reglin	at Texas Wesleyan	Jan. 25, 1964
23. 35	Erick Neal	at ULM	Feb. 15, 2018
35	Reger Dowell	Howard Payne	Nov. 13, 2014
35	Bobby Kenyon	Northwestern State	Feb. 27, 1992
35	Willie Brand	at Northwestern State	Feb. 16, 1991
35	Freddie Anderson	at North Texas	Jan. 14, 1976
35	Kenny Jenkins	at Denver	Jan. 10, 1976
35	Eddie Stallings	West Texas A&M	Jan. 2, 1969
35	Noel Roberts	Trinity	Jan. 5, 1963

## FIELD GOALS MADE

FG	Player	Opponent	Date
1. 20	Larry Moore	Centenary	Jan. 18, 1973
2. 16	Cal Tate	Texas Wesleyan	Feb. 15, 1978
16	Ronnie Marsh	at Abilene Christian	Jan. 22, 1973
16	Mike Nau	Lamar	Feb. 14, 1967
16	Noel Roberts	Trinity	Dec. 28, 1962
6. 15	Robert Taylor	Texas Wesleyan	Dec. 17, 1996
15	Bobby Kenyon	Huston-Tillotson	Nov. 29, 1990
15	Sam Norton	ULM	Feb. 25, 1984
15	Sam Norton	at Arkansas State	Jan. 28, 1984
15	Eddie Stallings	Trinity	Feb. 1, 1969
15	Bruce Tibbetts	at McMurry	Jan. 30, 1965
12. 14	Sam Norton	at Oral Roberts	Jan. 3, 1984
14	Cal Tate	Texas Wesleyan	Feb. 15, 1978
14	Freeman Sparks	at McNeese State	Feb. 23, 1976
14	Freddie Anderson	at Louisiana Tech	Feb. 2, 1976
14	Freddie Anderson	at North Texas	Jan. 14, 1976
14	Kenny Jenkins	at Denver	Jan. 10, 1976
14	David Payne	Houston	Feb. 26, 1970
14	Sherman Evans	Tennessee Tech	Dec. 15, 1968
14	Dink Ford	vs. Texas Wesleyan	Dec. 12, 1964

## FIELD GOAL ATTEMPTS

FGA	Player	Opponent	Date
1. 30	Mike Nau	Texas Wesleyan	Dec. 4, 1965
30	Noel Roberts	Trinity	Jan. 5, 1963
3. 29	Miles Robertson	Pepperdine	Dec. 9, 1977
29	Larry Moore	Centenary	Jan. 18, 1973
29	Sherman Evans	at Lamar	Feb. 16, 1970
6. 28	Eric Gore	University of Dallas	Dec. 8, 1990
28	Freddie Anderson	at Louisiana Tech	Feb. 2, 1976
8. 27	Marquez Haynes	North Texas	Nov. 18, 2009
27	Steven Barber	at Wichita State	Nov. 28, 2001
27	Robert Taylor	Texas Wesleyan	Dec. 17, 1996
27	Willie Brand	Sam Houston State	Jan. 11, 1990
27	Willie Brand	UTSA	Nov. 28, 1988
27	Sam Norton	at Oral Roberts	Jan. 3, 1984
14. 26	Cal Tate	Texas Wesleyan	Feb. 15, 1978
26	Ronnie Marsh	at Centenary	Feb. 5, 1973
26	Sherman Evans	Tennessee Tech	Dec. 15, 1969
26	Mike Nau	Lamar	Feb. 14, 1967

## FIELD GOAL PERCENTAGE (Min. 5 Made)

Pct. (FG-A)	Player	Opponent	Date
1. 1.000 (10-10)	Jermaine Griffin	at Lamar	Feb. 14, 2008
1.000 (10-10)	Ike Mitchell	at Lamar	Jan. 18, 1986
1.000 (10-10)	Albert Culton	vs. Valpariso	Jan. 10, 1981
1.000 (9-9)	Erick Neal	at Rice	Nov. 29, 2015
1.000 (9-9)	Roger Shute	at TAMU-Kingsville	Jan. 19, 1976
1.000 (7-7)	Jorge Bilbao	at Louisiana	Feb. 7, 2015
1.000 (7-7)	Jermaine Griffin	UT Tyler	Nov. 11, 2006
1.000 (7-7)	Steven Thomas	at New Mexico State	Nov. 26, 2004
1.000 (6-6)	Johnny Hamilton	Rice	Nov. 29, 2017
1.000 (6-6)	Jordan Reves	Houston Baptist	Jan. 5, 2011
1.000 (6-6)	Keith Howell	UT Permian Basin	Dec. 5, 2003
1.000 (6-6)	Donald Harris	at Baylor	Nov. 21, 2001
1.000 (5-5)	Link Kabadyundi	at Alabama	Nov. 21, 2017
1.000 (5-5)	Kennedy Eubanks	at Georgia Southern	Feb. 4, 2016
1.000 (5-5)	Anthony Walker	at South Alabama	March 8, 2014
1.000 (5-5)	Anthony Walker	at Oklahoma	Dec. 17, 2013
1.000 (5-5)	Vincent Dillard	Samford	Nov. 12, 2013
1.000 (5-5)	Brandon Edwards	Central Arkansas	Feb. 7, 2011
1.000 (5-5)	Anthony Vereen	vs. Schreiner	Nov. 26, 2007
1.000 (5-5)	Jermaine Griffin	vs. UC Riverside	Nov. 12, 2007
1.000 (5-5)	Jermaine Griffin	San Diego	Dec. 4, 2004
1.000 (5-5)	Bill Washington	at Arkansas State	Dec. 6, 1997
1.000 (5-5)	Jesse Kemp	Lamar	Jan. 22, 1976

## 3-POINTERS MADE

No.	Player	Opponent	Date
1. 9	Erick Neal	at ULM	Feb. 15, 2018
9	Willie Brand	Northwestern State	Feb. 14, 1991
2. 8	Eric Gore	at Charleston Southern	Dec. 28, 1991
3. 7	Erick Neal	Georgia State	Feb. 24, 2018
7	Kevin Hervey	at Louisiana	Mar. 4, 2017
7	Jamel Outler	vs Houston Baptist	Nov. 22, 2014
7	Kevin Butler	at Idaho	Feb. 14, 2013
7	LaMarcus Reed III	at A&M-Corpus Christi	March 2, 2011
7	Roge'r Guignard	at UTSA	Feb. 20, 2008
7	Roge'r Guignard	vs. Hardin-Simmons	Dec. 29, 2007
7	Brady Dawkins	at Nicholls	Feb. 23, 2006
7	Jabari Johnson	at ULM	March 1, 2001
7	Jabari Johnson	McNeese State	Jan. 27, 2000
7	Ronald Smith	McNeese State	Feb. 13, 1993
7	Ronald Smith	Stephen F. Austin	Jan. 23, 1993
7	Darrell Harmon	UTSA	Jan. 2, 1992
7	Glover Cody	McNeese State	Feb. 21, 1991
7	Rodrick Ford	UT Pan American	Dec. 19, 1988
7	Rodrick Ford	at UT Pan American	Dec. 19, 1987

## 3-POINT ATTEMPTS

No.	Player	Opponent	Date
1. 17	Roge'r Guignard	at UTSA	Feb. 20, 2008
2. 16	Roge'r Guignard	at Texas Southern	Dec. 20, 2006
16	Robert Mays	Nicholls	Dec. 3, 1990
4. 15	Erick Neal	at South Alabama	Jan. 16, 2016
15	Reger Dowell	at Georgia State	Feb. 1, 2014
15	Jabari Johnson	McNeese State	Jan. 27, 2000
15	Leonard Wilson	at Northwestern State	Feb. 1, 1992
15	Bobby Kenyon	McNeese State	Feb. 21, 1991
15	Ronnie Pruitt	McNeese State	Feb. 21, 1991
9. 14	Erick Neal	at Georgia State	Jan. 25, 2018
14	Reger Dowell	Troy	Jan. 23, 2014
14	Ronald Smith	Stephen F. Austin	Jan. 23, 1993
14	Eric Gore	at Stephen F. Austin	Jan. 11, 1992
14	Eric Gore	at Charleston Southern	Dec. 28, 1991
14	Robert Mays	at New Mexico	Nov. 23, 1990
13. 13	Kevin Hervey	Georgia State	Feb. 24, 2018
13	Brandon Long	at Houston Baptist	Nov. 29, 2008
13	Brandon Long	at Texas Southern	Dec. 20, 2006
13	Steven Barber	McNeese State	Jan. 27, 2000
13	Anthony Durham	McNeese State	Jan. 30, 1997
13	Willie Brand	Sam Houston State	Jan. 11, 1990
13	Willie Brand	UTSA	Nov. 28, 1988

## 3-POINT PERCENTAGE (Min. 5 Made)

Pct. (FG-A)	Player	Opponent	Date
1. 1.000 (7-7)	Kevin Butler	at Idaho	Feb. 14, 2013
1.000 (5-5)	Scott Cross	UTSA	Feb. 14, 1998

# SINGLE-GAME INDIVIDUAL PROGRAM RECORDS

## FREE THROWS MADE

No.	Player	Opponent	Date
1. 20	Paul Renfro	Louisiana	Feb. 19, 1979
2. 19	Eddie Stallings	West Texas A&M	Jan. 2, 1969
3. 18	Dink Ford	TAMU-Commerce	Dec. 12, 1964
4. 17	Jerry Janek	Texas Wesleyan	Dec. 29, 1962
5. 16	Steven Thomas	San Diego	Dec. 4, 2004
16	Steven Thomas	at UTSA	Jan. 10, 2004
16	Dink Ford	vs. Texas Wesleyan	Dec. 29, 1964
16	Jerry Janek	vs. Texas Wesleyan	Dec. 29, 1962
9. 15	Reger Dowell	WKU	March 1, 2014
15	Paul Renfro	McNeese State	Feb. 3, 1979
15	Harvey Harris	Lamar	Dec. 18, 1962
12. 14	Scott Cross	Air Force	Dec. 22, 1997
14	Eddie Stallings	at Texas Tech	Jan. 20, 1968
14	Dink Ford	Angelo State	Feb. 8, 1966
14	Jay Hawley	vs. Texas Wesleyan	Dec. 29, 1960
14	LaMarcus Reed	at UTSA	Mar. 3, 2012

## FREE THROW ATTEMPTS

No.	Player	Opponent	Date
1. 22	Eddie Stallings	West Texas A&M	Jan. 18, 1969
22	Steven Thomas	ULM	Jan. 22, 2005
3. 21	Jerry Janek	Texas Wesleyan	Dec. 29, 1962
4. 20	Glover Cody	at Georgia State	Dec. 15, 1990
20	Paul Renfro	Louisiana	Feb. 19, 1979
6. 19	Bruce Tibbetts	Austin College	Dec. 10, 1964
7. 18	Reger Dowell	WKU	March 1, 2014
18	Steven Thomas	Northwestern State	Jan. 12, 2005
18	Steven Barber	at Sam Houston State	March 6, 2001
18	Dink Ford	vs. Texas Wesleyan	Dec. 29, 1964

## FREE THROW PERCENTAGE (Min. 10 Att.)

Pct. (FG-A)	Player	Opponent	Date
1. 1.000 (20-20)	Paul Renfro	at Louisiana	Feb. 19, 1979
1.000 (13-13)	Eddie Stallings	at Houston	Feb. 22, 1968
1.000 (12-12)	Jordan Reves	at McNeese State	Feb. 22, 2012
1.000 (12-12)	Derrick Obasohan	at Nicholls	Feb. 28, 2004
1.000 (12-12)	Brian Myers	at Northwestern State	Feb. 22, 1996
1.000 (12-12)	Paul Renfro	McNeese State	Jan. 28, 1980
1.000 (11-11)	Brandon Edwards	at South Alabama	March 8, 2014
1.000 (11-11)	Rodrick Epps	at Texas State	Feb. 3, 2007
1.000 (11-11)	Keith Howell	at Northwestern State	Jan. 30, 2003
1.000 (11-11)	Melvin Polk	at TCU	Dec. 1, 1979
1.000 (11-11)	Paul Renfro	at Wichita State	Dec. 8, 1978
1.000 (11-11)	Mike Nau	vs. Austin College	Dec. 29, 1965
1.000 (10-10)	Rodrick Epps	at AMCC	Feb. 19, 2007
1.000 (10-10)	Reggie Brown	North Texas	Feb. 3, 1996
1.000 (10-10)	Keith Cornett	at Northwestern State	Feb. 4, 1995
1.000 (10-10)	Ricky Leggett	at Baylor	Dec. 16, 1980
1.000 (10-10)	Melvin Polk	at Baylor	Dec. 16, 1980

## REBOUNDS

No.	Player	Opponent	Date
1. 24	Albert Culton	vs. Northeastern	Jan. 9, 1981
2. 23	Bruce Tibbetts	Austin College	Dec. 10, 1964
23	Jerry Janek	vs. Texas Wesleyan	Dec. 29, 1962
4. 22	Jermaine Griffin	UT Permian Basin	Dec. 1, 2005
5. 21	Mike Nau	Texas Wesleyan	Dec. 4, 1965
21	Mike Nau	Austin College	Dec. 13, 1966
21	Bruce Tibbetts	at McMurry	Jan. 30, 1965
8. 20	Sam Norton	McNeese State	Feb. 11, 1984
20	Mike Nau	Lamar	Feb. 14, 1967
20	Sherman Evans	at Samford	Dec. 18, 1971
11. 19	Brandon Edwards	at Troy	March 6, 2014
19	Johnny McDowell	Sam Houston State	Jan. 21, 1993
19	Donny Beachum	UT Pan American	Jan. 21, 2004
19	John Reglin	Lamar	Feb. 14, 1967
19	John Reglin	Lamar	Jan. 8, 1966
19	Sam Norton	ULM	Feb. 2, 1984
19	Sherman Evans	Arkansas	Dec. 13, 1970

## OFFENSIVE REBOUNDS (Since 1983-84)

No.	Player	Opponent	Date
1. 12	Johnny McDowell	UTSA	Jan. 2, 1992
12	Sam Norton	McNeese State	Feb. 11, 1984
3. 11	Eric Gore	University of Dallas	Dec. 8, 1990
11	Sam Norton	Louisiana Tech	March 1, 1984
11	Sam Norton	at Oral Roberts	Jan. 3, 1984
6. 10	Eric Gore	at ULM	Feb. 16, 1991
10	Michael Beasley	Morehead State	Jan. 3, 1989
8. 9	Johnny Hamilton	vs. Georgia State	March 1, 2018
9	Bill Washington	at Northwestern State	Feb. 18, 1999
9	Bill Washington	at UTSA	Jan. 10, 1998
9	Robert Taylor	Texas Wesleyan	Dec. 17, 1996
9	Johnny McDowell	Sul Ross State	Dec. 4, 1992
9	Johnny McDowell	at Northwestern State	Feb. 1, 1992
9	Leonard Wilson	Nicholls	Dec. 3, 1990
9	Bill Nygard	Huston-Tillotson	Nov. 29, 1990

## DEFENSIVE REBOUNDS (Since 1983-84)

No.	Player	Opponent	Date
1. 14	Jermaine Griffin	UT Permian Basin	Dec. 1, 2005
14	Robert Taylor	ULM	Feb. 27, 1997
14	Sam Norton	North Texas	Feb. 9, 1984
14	Sam Norton	ULM	Feb. 2, 1984
5. 13	Kevin Hervey	at UTRGV	Dec. 16, 2018
13	Kevin Hervey	South Alabama	Feb. 25, 2017
13	Mack Callier	at Sam Houston State	Feb. 17, 2003
13	David Allen	North Texas	Jan. 14, 1989
9. 12	Kevin Hervey	Appalachian State	Feb. 1, 2018
12	Kevin Hervey	at Loyola Marymount	Dec. 22, 2016
12	Larry Posey	UTSA	Feb. 15, 2007
12	Steven Thomas	at Stephen F. Austin	Jan. 26, 2006
12	Anthony Durham	Northwestern State	March 1, 1997
12	Bill Washington	Jarvis Christian	Dec. 2, 1996
12	Johnny McDowell	Sam Houston State	Jan. 21, 1993
12	Johnny McDowell	at Nicholls	Jan. 16, 1993
12	Johnny McDowell	vs. Gonzaga	Dec. 11, 1992
18. 11	Johnny Hamilton	at Northern Iowa	Dec. 7, 2017
11	Kevin Hervey	at Grand Canyon	Nov. 20, 2014
11	Brandon Edwards	vs. ULM	March 13, 2014
11	Brandon Edwards	at Troy	March 6, 2014
11	Brandon Edwards	Samford	Nov. 12, 2013
11	LaMarcus Reed III	vs. Southeastern La	Feb. 19, 2011
11	Steven Thomas	SE Louisiana	Jan. 19, 2006
11	Steven Thomas	at South Florida	Dec. 29, 2004
11	Mack Callier	at Sam Houston State	March 6, 2001
11	Mack Callier	Texas State	Feb. 12, 2001
11	Brian Myers	TAMU-Commerce	Dec. 11, 1993

## ASSISTS

No.	Player	Opponent	Date
1. 17	Jermaine Johnson	at Sam Houston State	Dec. 28, 1998
2. 16	Sean Miller	at Northwestern State	Feb. 19, 1994
3. 15	Erick Neal	at Niagara	Nov. 25, 2017
15	Glover Cody	North Texas	Feb. 15, 1992
15	Glover Cody	at Northwestern State	Feb. 14, 1991
15	Glover Cody	at Sam Houston State	Jan. 25, 1991
6. 13	Erick Neal	UT Dallas	Nov. 27, 2017
13	Erick Neal	at BYU	Mar. 15, 2017
13	Erick Neal	Louisiana	Jan. 23, 2017
13	Erick Neal	UT Dallas	Dec. 5, 2016
13	Glover Cody	at Iowa State	Dec. 10, 1991
13	Glover Cody	vs. Army	Nov. 24, 1990
13	Ronnell Peters	at UL Monroe	Feb. 25, 1984
13	Ricky Leggett	at Denver	Dec. 12, 1978
13	Jesse Kemp	McNeese State	Feb. 28, 1977
13	David Payne	at UT Pan American	Jan. 18, 1971
13	David Payne	at Texas Wesleyan	Dec. 16, 1969

## SINGLE-GAME INDIVIDUAL PROGRAM RECORDS

### BLOCKED SHOTS

	No.	Player	Opponent	Date
1.	9	Paul Renfro	Texas Wesleyan	Jan. 18, 1980
2.	8	Miles Robertson	Louisiana Tech	March 1, 1979
3.	7	Johnny Hamilton	at Georgia State	Jan. 25, 2018
4.	6	Johnny Hamilton	Georgia Southern	Feb. 22, 2018
	6	Brandon Williams	vs Howard Payne	Dec. 20, 2014
	6	Jordan Reves	at San Jose State	Jan. 28, 2013
	6	Jordan Reves	vs. Louisiana Tech	Jan. 5, 2013
	6	Jermaine Griffin	at Western Illinois	Dec. 4, 2006
	6	Miles Robertson	St. Edward's	Nov. 26, 1977
	6	Trey Parker	Sam Houston State	Jan. 30, 2008
9.	5	Brandon Edwards	ULM	Jan. 9, 2014
	5	Jermaine Griffin	at Texas State	Feb. 3, 2007
	5	Jermaine Griffin	UT Tyler	Nov. 11, 2006
	5	Roy Johnson	at Northwestern State	Feb. 26, 2004
	5	Jermaine Johnson	at UTSA	Jan. 7, 1999
	5	Johnny McDowell	McNeese State	Jan. 25, 1992
	5	Ralph McPherson	Arkansas State	Feb. 16, 1981
	5	Albert Culton	McNeese State	Feb. 7, 1981

SINGLE-GAME TEAM  
RECORDS COMING SOON

### STEALS

No.	Player	Opponent	Date
1.	8 Bill Washington	McNeese State	Jan. 27, 2000
	8 Leonard Wilson	Nicholls	Dec. 3, 1990
3.	7 Bill Washington	Stephen F. Austin	Feb. 11, 1999
	7 Bill Washington	McMurry	Nov. 24, 1998
	7 Glover Cody	at North Texas	Feb. 28, 1991
	7 Rodrick Ford	US International	Feb. 5, 1987
	7 Rodrick Ford	at Stephen F. Austin	Jan. 16, 1987
	7 Ronnell Peters	Arkansas State	Feb. 1, 1986

### TURNOVERS

	No.	Player	Opponent	Date
1.	12	Ricky Leggett	at Lamar	March 4, 1978
2.	11	Erick Neal	at Georgia Southern	Jan. 27, 2018
	11	Johnny Hill	at Georgia State	Jan. 15, 2015
	11	Ronnie Marsh	at Hardin-Simmons	Feb. 2, 1974
5.	10	Lonnie McClanahan	at Texas State	Jan. 18, 2014
	10	Josh Daniel	ULM	March 7, 2003
	10	Miles Robertson	at Lamar	Feb. 10, 1979
	10	Ricky Leggett	at Baylor	Dec. 16, 1980
	10	Greg Stuckey	at Lamar	Feb. 24, 1977

### MINUTES PLAYED (Since 1973-74)

No.	Player	Opponent	Date
1.	50 Jermaine Johnson	at Sam Houston State	Dec. 28, 1998
2.	49 Keith Howell	ULM	March 7, 2003
	49 Donald Harris	at Sam Houston State	Dec. 28, 1998
4.	47 Rickey Leggett	McNeese State	Jan. 28, 1980
	47 Jeffrey Stewart	McNeese State	Jan. 28, 1980
	47 Miles Robertson	at Pepperdine	Dec. 9, 1977
	47 Cal Tate	at Pepperdine	Dec. 9, 1977
8.	46 Rodrick Epps	at TCU	Nov. 18, 2006
	46 Larry Posey	at TCU	Nov. 18, 2006
	46 Donald Harris	at Stephen F. Austin	Feb. 6, 1999
	46 Bill Washington	at Stephen F. Austin	Feb. 6, 1999
12.	45 Jarrett Howell	at Sam Houston State	March 7, 2006
	45 Josh Daniel	ULM	March 7, 2003
	45 Keith Greene	at Stephen F. Austin	Feb. 6, 1999
	45 Reggie Brown	Sam Houston State	Feb. 13, 1997
	45 Doug Gann	vs. UNC-Wilmington	Dec. 30, 1989
	45 Danny Johnson	Texas Southern	Jan. 13, 1983
	45 Ronny Newton	Louisiana Tech	Feb. 21, 1977
	45 Greg Stuckey	Louisiana Tech	Feb. 21, 1977
	45 Jesse Kemp	Louisiana Tech	Feb. 21, 1977





## PROGRAM POSTSEASON HISTORY

### SOUTHLAND CONFERENCE

Year	Seed	Opponent	Rnd	W/L	Score	Site
1981	3	McNeese State (6)	QF	L	74-79	Arlington, Texas
1982	3	Lamar (2)	SF	W	78-73	Lafayette, La.
		Louisiana (1)	F	L	75-81	Lafayette, La.
1983	7	Arkansas State (6)	QF	L	56-66	Beaumont, Texas
1984	7	ULM (2)	QF	L	86-108	Monroe, La.
1985	6	Lamar (3)	QF	L	70-98	Beaumont, Texas
1986	7	McNeese State (23)	QF	L	71-85	Lake Charles, La.
1988	5	Northwestern State (3)	QF	W	74-69	Natchitoches, La.
		ULM (2)	SF	L	63-78	Denton, Texas
1989	6	ULM (3)	QF	L	75-81	Monroe, La.
1990	5	Sam Houston State (4)	QF	W	72-66	Monroe, La.
		ULM (1)	SF	L	50-65	Monroe, La.
1991	2	North Texas (3)	SF	W	97-91	Monroe, La.
		ULM (1)	F	L	60-87	Monroe, La.
1992	5	Nicholls (4)	QF	W	77-62	San Antonio, Texas
		UTSA (1)	SF	L	75-94	San Antonio, Texas
1993	4	Texas State (5)	QF	W	83-79	Monroe, La.
		ULM (1)	SF	L	82-106	Monroe, La.
1995	7	ULM (2)	QF	L	61-75	Monroe, La.
1997	6	McNeese State (3)	QF	L	50-81	Shreveport, La.
1998	6	UTSA (3)	QF	W	56-52	Shreveport, La.
		Northwestern State (2)	SF	W	77-72	Shreveport, La.
		Nicholls (1)	F	L	81-84	Shreveport, La.
2000	4	Northwestern State (5)	QF	L	83-88 (OT)	Arlington, Texas
2001	5	Sam Houston State (4)	QF	L	98-103 (2OT)	Huntsville, Ala.
2003	3	McNeese State (6)	QF	L	67-78	Arlington, Texas
2004	1	ULM (8)	QF	W	77-62	Arlington, Texas
		Stephen F. Austin (4)	SF	L	68-69	Arlington, Texas
2005	8	Northwestern State (1)	QF	L	67-71	Natchitoches, La.
2006	7	Sam Houston State (2)	QF	L	84-86 (2OT)	Huntsville, Ala.
2007	5	McNeese State (4)	QF	L	76-77	Houston, Texas
2008	7	Lamar (2)	QF	W	81-75	Katy, Texas
		Sam Houston State (3)	SF	W	72-66	Katy, Texas
		Northwestern State (5)	F	W	82-79	Katy, Texas
2009	5	A&M-Corpus Christi (4)	QF	L	72-79	Katy, Texas
2010	7	Stephen F. Austin (2)	QF	L	54-77	Katy, Texas
2012	1	Nicholls State (8)	QF	W	62-48	Katy, Texas
		McNeese State (4)	SF	L	72-92	Katy, Texas

### WESTERN ATHLETIC CONFERENCE

Year	Seed	Opponent (Seed)	Rnd	W/L	Score	Site
2013	4	Utah State (5)	QF	W	83-78	Las Vegas, Nev.
		UTSA (9)	SF	W	69-53	Las Vegas, Nev.
		New Mexico State (3)	F	L	55-64	Las Vegas, Nev.

### SUN BELT CONFERENCE

Year	Seed	Opponent (Seed)	Rnd	W/L	Score	Site
2014	6	ULM (7)	1st	W	68-65	New Orleans, La.
		Louisiana (3)	QF	L	91-85	New Orleans, La.
2015	5	Texas State (8)	1st	L	68-62	New Orleans, La.
2016	3	Texas State (7)	QF	W	72-63	New Orleans, La.
		ULM (2)	SF	L	71-82	New Orleans, La.
2017	1	Coastal Carolina (8)	QF	W	74-51	New Orleans, La.
		Texas State (4)	SF	L	62-83	New Orleans, La.
2018	4	Appalachian State (5)	QF	W	84-68	New Orleans, La.
		Louisiana (1)	SF	W	71-68	New Orleans, La.
		Georgia State (2)	F	L	61-74	New Orleans, La.

### NCAA TOURNAMENT

Year	Seed	Opponent (Seed)	Rnd	W/L	Score	Site
2008	16	Memphis (1)	1st	L	63-87	Little Rock, Ark.

### NIT

Year	Seed	Opponent	Rnd	W/L	Score	Site
1981		South Alabama	1st	L	71-74	Mobile, Ala.
2012		Washington	1st	L	72-82	Seattle, Wash.
2017	6	BYU (3)	1st	W	105-89	Provo, Utah
		Akron (7)	2nd	W	85-69	Arlington, Texas
		CSU Bakersfield (8)	QF	L	76-80	Arlington, Texas

### COLLEGEINSIDER.COM INVITATIONAL TOURNAMENT (CIT)

Year	Seed	Opponent	Rnd	W/L	Score	Site
2013		Oral Roberts	1st	L	76-83	Arlington, Texas
2016		Savannah State	1st	W	75-59	Savannah, Ga.
		NJIT	QF	L	60-63	Newark, N.J.

### CONFERENCE TOURNAMENTS

By Round	W	L
First	1	1
Quarterfinals	11	17
Semifinals	6	7
Final	1	5

By Site	W	L
Arlington	1	4
Beaumont	0	2
Denton	0	1
Houston	0	1
Huntsville	0	2
Katy	4	3
Lafayette, La.	1	1
Lake Charles, La.	0	1
Las Vegas, Nev.	2	1
Monroe, La.	3	6
Natchitoches, La.	1	1
New Orleans, La.	4	4
San Antonio	1	1
Shreveport, La.	2	2

By Opponents	W	L
A&M-Corpus Christi	0	1
Appalachian State	1	0
Arkansas State	0	1
Georgia State	0	1
Lamar	2	1
Louisiana	1	2
McNeese State	0	6
New Mexico State	0	1
Nicholls	2	1
North Texas	1	0
Northwestern State	3	2
Sam Houston State	2	2
Stephen F. Austin	0	2
Texas State	2	1
ULM	2	8
UTSA	2	1
Utah State	1	0

By Coaches	W	L
Bob LeGrande	1	6
Jerry Stone	1	1
Mark Nixon	4	5
Eddie McCarter	3	9
Scott Cross	10	8

**TOTAL** **19** **29**

## 2017-18 FINAL SEASON STATISTICS


RECORD:	OVERALL	HOME	AWAY	NEUTRAL
All Games	21-13	13-2	5-10	3-1
Conference	10-8	8-1	2-7	0-0
Non-conference	11-5	5-1	3-3	3-1

## Player	gp-gs	min	avg	Total		3-Point		F-Throw		Rebounds				pf	dq	a	to	blk	stl	pts	avg
				fg-fga	fg%	3fg-fga	3fg%	ft-fa	ft%	off	def	tot	avg								
25 HERVEY, Kevin	33-26	1064	32.2	243-545	.446	77-227	.339	113-140	.807	77	205	282	8.5	60	1	73	90	20	41	676	20.5
01 NEAL, Erick	33-32	1138	34.5	188-433	.434	93-242	.384	83-109	.761	24	114	138	4.2	79	2	222	122	3	65	552	16.7
05 WILSON, Kaelon	32-30	978	30.6	117-291	.402	42-96	.438	90-138	.652	45	91	136	4.3	71	2	63	58	2	17	366	11.4
13 HAMILTON, Johnny	34-31	794	23.4	146-232	.629	0-1	.000	87-131	.664	99	175	274	8.1	98	2	19	64	77	17	379	11.1
03 HAWKINS, Nathan	33-32	944	28.6	80-219	.365	28-105	.267	19-36	.528	14	73	87	2.6	91	3	69	58	3	39	207	6.3
04 TURNER, Davion	30-4	447	14.9	52-108	.481	30-68	.441	27-37	.730	23	63	86	2.9	37	0	18	22	15	7	161	5.4
20 HARRIS, Julian	23-6	325	14.1	26-59	.441	0-2	.000	32-46	.696	17	45	62	2.7	46	1	8	26	6	6	84	3.7
22 KABADYUNDI, Link	26-2	263	10.1	30-40	.750	0-0	.000	14-34	.412	19	51	70	2.7	51	1	3	15	7	5	74	2.8
23 CLARKE, Mairega	28-0	333	11.9	16-47	.340	7-20	.350	15-22	.682	5	27	32	1.1	36	0	11	22	9	10	54	1.9
02 BRYANT, DJ	34-7	493	14.5	22-53	.415	10-31	.323	12-20	.600	6	42	48	1.4	43	0	58	24	1	22	66	1.9
15 MUIRHEAD, Scott	17-0	50	2.9	7-27	.259	7-26	.269	0-0	.000	2	4	6	0.4	5	0	1	1	0	0	21	1.2
TM TEAM										48	64	112					5				
UT Arlington	34	6829		927-2054	.451	294-818	.359	492-713	.690	379	954	1333	39.2	617	11	545	507	143	229	2640	77.6
Opponents	34	6825		853-2070	.412	308-919	.335	486-701	.693	368	853	1221	35.9	647	10	455	491	88	243	2500	73.5

Team Statistics			UTA	OPP	Date	Opponent	Score	Att.
SCORING			2640	2500	11/11/17	LOYOLA MARYMOUNT	W 85-80	4379
Points per game			77.6	73.5	11/18/17	at Brigham Young	W 89-75	13636
Scoring margin			+4.1	-	11/21/17	at Alabama	L 76-77	11737
FIELD GOALS-ATT			927-2054	853-2070	11/24/17	vs Western Carolina	W 89-65	842
Field goal pct			.451	.412	11/25/17	at Niagara University	W 95-90	809
3 POINT FG-ATT			294-818	308-919	11/27/17	TEXAS-DALLAS	W 73-53	1694
3-point FG pct			.359	.335	11/29/17	RICE	W 69-49	1649
3-pt FG made per game			8.6	9.1	12/02/17	NORTH TEXAS	W 65-60	2728
FREE THROW-ATT			492-713	486-701	12/07/17	at Northern Iowa	L 58-62	3630
Free throw pct			.690	.693	12/09/17	FGCU	L 78-85	2635
F-Throws made per game			14.5	14.3	12/16/17	at UT Rio Grande Valley	W 86-65	774
REBOUNDS			1333	1221	12/18/17	at Creighton	L 81-90	15564
Rebounds per game			39.2	35.9	12/21/17	CAL POLY	W 77-56	1937
Rebounding margin			+3.3	-	* 12/29/17	at Coastal Carolina	L 65-90	1223
ASSISTS			545	455	* 12/31/17	at Appalachian State	L 76-80	891
Assists per game			16.0	13.4	* 01/04/18	TROY	W 86-76	1868
TURNOVERS			507	491	* 01/06/18	SOUTH ALABAMA	W 91-67	1914
Turnovers per game			14.9	14.4	* 01/11/18	at Little Rock	L 65-77	2091
Turnover margin			-0.5	-	* 01/13/18	at Arkansas State	W 97-71	2461
Assist/turnover ratio			1.1	0.9	* 01/18/18	UL LAFAYETTE	L 65-77	2384
STEALS			229	243	* 01/20/18	LOUISIANA MONROE	W 71-55	2138
Steals per game			6.7	7.1	* 01/25/18	at Georgia State	L 75-81	1567
BLOCKS			143	88	* 01/27/18	at Georgia Southern	L 59-74	2511
Blocks per game			4.2	2.6	* 02/01/18	APPALACHIAN STATE	W 89-77	2330
Attendance			35171	74094	* 02/03/18	COASTAL CAROLINA	W 87-80	2011
Home game-Avg/Game			15-2345	15-4453	* 02/10/18	TEXAS STATE	Wot 70-68	2602
Neutral site-Avg/game				4-1825	* 02/15/18	at Louisiana Monroe	L 71-84	1439
					* 02/17/18	at UL Lafayette	L 79-100	5104
					* 02/22/18	GEORGIA SOUTHERN	W 83-63	2099
					* 02/24/18	GEORGIA STATE	W 89-81	2803
					* 03/02/18	at Texas State	W 85-82	3356
					03/09/18	vs Appalachian State	W 84-68	2170
					03/10/18	vs UL Lafayette	W 71-68	2811
					03/11/18	vs Georgia State	L 61-74	1478

\* - Conference Games  
\$ - Sun Belt Conference Championships

Score by periods	1st	2nd	OT	Total
Opponents	1181	1317	2	2500
UT Arlington	1234	1402	4	2640



**BRIAN WARREN**  
5-9 | 160 | JR | G  
Indianapolis, Ind.



**DJ BRYANT**  
5-11 | 185 | JR | G  
Sarasota, Fla.




**AYOUB NOUHI**  
6-5 | 196 | FR | F  
Brussels, Belgium



**DAVID AZORE**  
6-4 | 205 | R-FR | G  
Houston, Texas



**EDRIC DENNIS**  
6-0 | 190 | R-JR | G  
Dallas, Texas



**RADSHAD DAVIS**  
6-2 | 205 | JR | G  
Nassau, Bahamas



**IKE DURHAM**  
5-9 | 162 | R-JR | G  
DeSoto, Texas



**JABARI NARCIS**  
6-9 | 230 | JR | F  
Chaguanas, Trinidad and Tobago




**SCOTT MUIRHEAD**  
6-3 | 206 | R-JR | G  
Ennis, Texas



**ANDRES IBARGUEN**  
6-5 | 230 | JR | F  
Santa Marta, Colombia




**PEDRO CASTRO**  
6-6 | 185 | R-FR | G  
Fort Worth, Texas



**TIANDRE JACKSON-YOUNG**  
6-3 | 195 | JR | G  
Marshall, Texas



**PATRICK MWAMBA**  
6-5 | 188 | FR | F  
Bukava, Congo



**PATRICK BINZER**  
6-1 | 180 | R-JR | G  
Weatherford, Texas



**MCKADE MARQUIS**  
6-0 | 215 | FR | G  
Whitehouse, Texas



**CHRIS OGDEN**  
HEAD COACH



**GREG YOUNG**  
ASSOC. HEAD COACH



**RILEY DAVIS**  
ASST. COACH



**ROYCE JOHNSON**  
ASST. COACH

## PRONUNCIATION GUIDE

#3 **AYOUB NOUHI**: A-ube NEW-he  
#4 **DAVID AZORE**: AYE-zore  
#10 **RADSHAD DAVIS**: ruh-SHAHD  
#13 **JABARI NARCIS**: NAHR-sis

#20 **ANDRES IBARGUEN**: E-BAR-gwen  
#23 **Patrick MWAMBA**: mm-WAMBA  
#33 **McKade MARQUIS**: MAR-qees



**JARRED JACKSON**  
DIR. OF OPERATIONS



**PARKER EIDSON**  
GA/OPERATIONS



**MATT MCGANN**  
GA/ANALYTICS