

The RECORD BOOK

Year-by-Year Team Stats

Hitting

Year	AVG	GP	AB	R	H	2B	3B	HR	RBI	TB	SLG%	BB	HBP	SO	GDP	OB%	SF	SH	SB-ATT	PO	A	E	FLD%
1969	.217	22	665	88	144	21	8	4	69	193	.290	71	7	148	--	.289	4	20	29	527	227	68	.917
1970	.217	28	828	115	180	24	8	5	89	235	.288	106	9	167	--	.280	6	27	33	654	285	79	.922
1971	.257	34	946	157	243	32	8	17	121	342	.362	160	13	198	--	.373	8	24	54	758	333	89	.925
1972	.225	43	1158	149	260	35	4	17	125	354	.306	153	9	276	--	.314	9	26	35	915	359	74	.945
1973	.254	37	1078	163	274	58	13	4	136	370	.342	130	17	204	--	.336	7	22	80	830	355	76	.940
1974	.215	51	1377	182	296	40	7	13	147	395	.287	229	18	287	--	.334	10	31	94	1121	462	115	.930
1975	.219	49	1296	183	284	46	18	11	156	393	.303	232	10	259	--	.332	14	31	81	1075	445	88	.945
1976	.244	50	1357	228	332	40	12	13	185	435	.321	226	11	308	--	.348	17	26	101	1098	449	72	.952
1977	.229	53	1389	199	325	40	7	10	164	405	.291	213	30	265	--	.335	12	30	50	1143	535	109	.939
1978	.286	62	1728	348	491	72	27	28	274	701	.406	327	19	272	--	.395	15	27	143	1181	559	106	.943
1979	.270	49	1399	278	378	62	15	21	238	533	.382	260	17	195	--	.385	15	12	124-156	1070	342	80	.945
1980	.292	60	1659	338	485	85	20	27	299	691	.415	339	15	240	--	.411	14	14	142-179	1311	515	103	.947
1981	.284	61	1677	339	477	79	34	15	278	669	.398	248	16	230	--	.373	17	18	142-177	1317	493	116	.945
1982	.298	57	1509	303	450	59	11	19	267	588	.390	248	12	141	40	.390	18	32	114-148	1176	524	99	.945
1983	.281	53	1532	312	431	86	13	26	275	621	.405	236	8	192	38	.373	22	13	46-62	1164	484	86	.950
1984	.313	50	1509	359	472	82	15	22	311	648	.429	288	16	186	47	.420	13	20	95-122	1127	460	101	.940
1985	.316	61	1739	391	549	88	21	20	339	739	.425	317	7	256	55	.418	20	7	85-111	1283	512	122	.936
1986	.281	56	1572	242	441	74	11	11	216	570	.363	239	21	183	49	.373	18	34	59-78	1245	480	78	.957
1987	.299	56	1684	372	504	105	21	44	317	783	.467	275	23	248	45	.399	21	7	97-118	1229	429	84	.941
1988	.276	55	1744	376	482	82	21	39	325	723	.418	302	23	288	40	.384	24	11	67-91	1284	447	89	.938
1989	.286	56	1670	347	477	105	11	36	305	712	.426	307	27	287	37	.396	21	24	55-71	1300	487	78	.958
1990	.256	61	1798	283	460	74	21	17	243	627	.349	241	23	308	45	.355	19	19	75-108	1412	534	82	.961
1991	.283	54	1585	289	448	75	23	20	255	629	.397	216	23	215	41	.367	20	28	71-94	1235	470	66	.946
1992	.297	55	1649	322	489	105	15	46	276	762	.462	204	20	248	38	.375	13	16	38-57	1254	527	76	.959
1993	.298	54	1683	344	501	106	22	52	322	807	.480	215	20	278	44	.380	17	23	41-59	1277	548	54	.972
1994	.254	54	1697	266	431	72	12	29	224	614	.362	216	31	290	41	.346	16	32	46-69	1344	528	103	.948
1995	.265	59	1916	318	508	88	26	40	277	768	.401	263	22	344	37	.356	26	44	37-61	1524	689	89	.961
1996	.269	58	1770	314	477	95	15	26	258	680	.384	224	13	331	29	.347	22	37	21-34	1338	547	118	.941
1997	.266	57	1825	270	485	94	14	24	240	679	.372	151	28	360	29	.328	18	40	56-83	1400	618	127	.941
1998	.299	49	1664	336	497	96	24	72	309	857	.515	184	24	320	41	.373	16	16	43-57	1220	552	130	.932
1999	.290	61	2043	366	592	113	21	56	322	915	.448	232	23	408	48	.366	19	40	81-106	1543	649	140	.940
2000	.261	54	1735	252	453	81	13	29	220	647	.373	184	23	319	32	.336	20	33	73-102	1346	658	77	.963
2001	.283	64	2105	350	595	110	11	23	315	796	.378	241	29	355	38	.360	31	30	85-132	1648	729	101	.959
2002	.305	58	2008	381	612	125	19	39	340	892	.444	227	29	374	38	.379	26	33	85-116	1493	632	81	.963
2003	.324	62	2207	467	715	139	23	58	417	1074	.487	193	49	371	38	.386	30	41	84-125	1618	701	101	.958
2004	.305	58	2049	352	624	117	15	41	314	894	.436	185	33	330	46	.369	15	55	43-64	1547	635	88	.962
2005	.262	58	1966	293	515	98	8	20	251	689	.350	227	43	342	54	.349	12	44	70-90	1540	637	63	.972
2006	.287	65	2233	358	640	123	8	33	319	878	.393	222	55	392	57	.363	17	41	60-80	1695	699	91	.963
2007	.268	53	1788	254	480	85	8	25	221	656	.367	211	41	360	47	.356	16	27	34-57	137	657	491	.955

Pitching

Year	ERA	W-L	APP	CG	SHO	SV	IP	H	R	ER	BB	SO	2B	3B	HR	AB	B/Avg	WP	HBP	BK	SFA	SHA
1969	4.30	6-16	22	9	1	1	175.2	178	129	84	103	108	18	10	3	699	.255	3	3	3	12	13
1970	3.88	10-18	28	11	1	3	218.0	220	134	94	101	150	22	11	5	857	.260	7	7	4	8	32
1971	3.28	22-12	34	12	3	3	252.2	252	147	92	131	213	25	7	17	1001	.252	--	--	--	--	--
1972	3.00	18-25	43	18	7	5	305.2	239	1446	102	196	289	29	4	14	1134	.211	--	--	--	--	--
1973	2.90	20-17	37	12	1	5	276.2	219	138	89	182	230	33	7	3	1032	.212	--	--	--	--	--
1974	3.66	23-28	51	35	7	2	373.2	350	224	152	216	249	38	14	15	1448	.212	--	--	--	--	--
1975	3.72	22-27	49	27	7	4	458.1	345	206	148	195	159	43	6	20	1350	.255	--	11	--	--	35
1976	3.63	29-21	50	29	3	3	369.0	446	215	149	218	198	38	12	22	1402	.261	24	24	--	17	26
1977	4.80	14-39	53	21	4	3	381.0	419	312	213	272	202	54	17	20	1512	.277	30	27	--	--	--
1978	3.95	34-27	62	28	4	5	446.1	426	289	196	278	257	58	15	24	1687	.253	32	18	--	21	12
1979	5.58	21-28	49	20	1	5	361.1	379	297	224	221	193	65	13	25	1451	.261	26	16	3	13	22
1980	3.83	35-25	60	31	10	4	437.0	392	276	186	257	279	71	8	25	1634	.240	24	16	5	20	23
1981	3.85	38-23	61	34	5	3	439.0	396	252	188	231	255	73	12	37	1645	.241	31	15	3	24	20
1982	4.20	37-20	57	25	4	5	392.0	364	244	183	281	194	69	6	23	1470	.248	35	14	1	16	25
1983	5.80	30-23	53	22	3	3	388.0	446	305	250	247	216	78	17	35	1498	.298	31	14	0	22	25
1984	4.43	30-20	50	21	6	3	375.6	397	262	185	205	225	62	11	24	1465	.271	31	13	5	20	18
1985	5.53	35-26	61	19	0	6	427.6	472	339	262	294	284	77	21	27	1676	.940	38	17	0	23	23
1986	4.90	30-26	56	21	1	4	415.0	479	279	226	207	257	74	21	28	1630	.955	19	12	0	18	26
1987	5.74	32-26	56	21	8	6	417.0	472	324	266	236	314	68	17	43	1629	.290	21	7	5	11	22
1988	4.59	33-22	55	20	3	2	439.3	455	279	224	211	256	83	14	33	1709	.266	34	16	3	23	13
1989	4.74	33-23	56	18	6	10	433.3	444	278	228	307	287	65	15	27	1699	.261	35	17	4	15	16
1990	4.19	31-30	61	13	4	10	477.0	463	282	222	282	310	75	10	23	1801	.257	28	22	2	20	37
1991	4.09	32-22	54	16	7	6	415.2	412	234	189	220	234	59	9	18	1573	.262	27	21	2	20	28
1992	3.79	40-15	55	14	7	15	418.3	422	219	176	193	275	62	8	15	1596	.264	18	14	3	16	24
1993	4.46	34-20	54	28	5	3																

Year-by-Year Leaders

BATTING AVERAGE

1969	Al Carter	.303
1970	Gene Merrell	.268
1971	Terry Twomey	.390
1972	Joe Massa	.280
1973	Lawrence Hicks	.362
1974	Bob Flores	.328
1975	Bob Flores	.265
1976	Barry Hilton	.309
1977	Robin Black	.292
1978	Rusty Jones	.382
1979	Jay Wiederhold	.313
1980	Rich Wilkinson	.382
1981	Randy Thorpe	.355
1982	Trey Hillman	.342
1983	Todd Hale	.339
1984	Todd Cox	.396
1985	Trey Hillman	.442*
1986	James Rains	.369
1987	Howard Prager	.389
1988	Howard Prager	.353
1989	Howard Prager	.361
1990	Tony Vilaros	.327
1991	Jose Rubiera	.402
1992	Karl Heckendorn	.336
1993	Clay Gould	.396
1994	Shane Davenport	.333
1995	B.G. Wilson	.360
1996	Matt Splawn	.330
1997	Michael Kopecky	.320
1998	Matt Mize	.369
1999	Matt Mize	.374
2000	Kelly Crosby	.342
2001	K.J. Hendricks	.328
2002	Ryan Roberts	.362
2003	Ryan Roberts	.422
2004	Hunter Pence	.395
2005	Nathan Warrick	.331
2006	Adam Moore	.350
2007	Kyle Rudy	.374


1976	Bobby Flores	167
1977	Robin Black	176
1978	Rusty Jones	211
1979	Richard Wilkinson	166
1980	Richard Valenta	185
1981	Danny Smith	211
1982	Calvin Gray	178
1983	Trey Hillman	197
1984	Todd Hale	181
1985	James Rains	207
1986	Stephon Hodge	174
1987	Stephon Hodge	195
1988	Gerard Giustino	196
1989	Gerard Giustino	201
1990	Lawrence Hanlon	189
1991	Jeff Stephens	185
1992	Jeff Stephens	205
1993	Karl Heckendorn	193
1994	Brian Reagan	202
1995	Wess Winn	210
1996	B.G. Wilson	217
1997	Michael Kopecky	206
1998	Michael Kopecky	188
1999	Matt Mize	238
2000	Craig Martin	197
2001	K.J. Hendricks	250
2002	K.J. Hendricks	233
2003	Chris Taylor	250
2004	Kasey Baker	242
2005	Aaron Battle	205
2006	Daniel Rieder	264*
2007	Leo Radkowski	196

HITS

1969	Al Carter	23
1970	Joe Massa	25
1971	Terry Twomey	41
1972	Joe Massa	35
1973	Ken Clark	43
1974	Bobby Flores	43
1975	Bobby Flores	41
1976	Bobby Flores	44
1977	Robin Black	52
1978	Rusty Jones	79
1979	Richard Wilkinson	51
1980	Richard Valenta	67
1981	Randy Thorpe	72
1982	Julio Garcia	53
	Curt Culbertson	53

AT-BATS

1969	Al Carter	76
1970	Joe Massa	96
1971	Brent Skillman	112
1972	Brent Skillman	130
1973	Gary Darst	133
1974	Gary Darst	170
1975	Bobby Flores	155



Pat Varni


1983	Trey Hillman	66	1981	Randy Thorpe	63
1984	Todd Hale	68	1982	Roger Piacenti	48
1985	James Rains	75	1983	Roger Piacenti	44
1986	Rodney Fowler	57	1984	Todd Cox	46
1987	Howard Prager	72	1985	James Rains	62
1988	Howard Prager	61	1986	James Rains	30
1989	Howard Prager	70	1987	Howard Prager	47
1990	Lawrence Hanlon	58		Rodney Fowler	47
1991	Tim Krejc	56	1988	Howard Prager	46
1992	Jeff Stephens	61	1989	Pat Varni	49
1993	Clay Gould	76	1990	Tony Vilaros	37
1994	Shane Davenport	60	1991	Jeff Stephens	35
1995	B.G. Wilson	73	1992	Jeff Stephens	37
1996	B.G. Wilson	70	1993	D. Durrwachter	56
1997	Michael Kopecky	66	1994	Brian Reagan	45
1998	Matt Mize	65	1995	Brian Reagan	40
1999	Matt Mize	89	1996	B. G. Wilson	41
2000	Kelly Crosby	67	1997	Travis Erard	38
2001	K.J. Hendricks	82	1998	Matt Mize	50
2002	K.J. Hendricks	82	1999	Matt Mize	59
2003	Ryan Roberts	97*	2000	Kelly Crosby	42
2004	Kasey Baker	85	2001	K.J. Hendricks	57
2005	Nathan Warrick	60	2002	K.J. Hendricks	63
2006	Adam Moore	89	2003	Ryan Roberts	69*
2007	Kyle Rudy	71	2004	Kasey Baker	52
			2005	Nathan Warrick	41
			2006	Adam Moore	54
			2007	Kyle Rudy	29

RUNS SCORED

1969	Joe Massa	13
1970	Joe Massa	20
1971	Terry Twomey	26
1972	Bobby Sims	22
1973	Billy Womack	22
1974	Mark Visosky	21
1975	Barry Hilton	27
1976	Hilton/Barnett	35
1977	Dave Owen	37
1978	Rusty Jones	66
1979	Dave Owen	53
1980	Randy Thorpe	47

DOUBLES

1969	Al Carter	7
1970	Joe Massa	4
1971	Bobby Sims	8
1972	Bobby Sims	6
	David York	6
1973	Ken Clark	12
1974	Gary Darst	6
	Bobby Flores	6
1975	Jack Burgess	6



Trey Hillman

Year-by-Year Leaders



Randy Thorpe

1976	Ronnie Barnett	8
1977	John Mocek	5
1978	Mark Medina	13
1979	Richard Wilkinson	10
1980	Four Players	10
1981	Danny Smith	11
1982	Curt Culbertson	11
1983	Trey Hillman	15
1984	Todd Hale	21
1985	Greg Farnik	16
1986	James Rains	9
	Jim Hartman	9
1987	Rodney Fowler	17
1988	Jim Hartman	13
1989	Howard Prager	21
1990	Lawrence Hanlon	16
1991	Sam Austin	14
1992	Brad Dodge	16
1993	Clay Gould	14
1994	Shane Davenport	19
1995	Brian Reagan	14
1996	B.G. Wilson	17
1997	Michael Kopecky	20
1998	Billy Martin	13
	Craig Martin	13
1999	Matt Mize	19
2000	Craig Martin	19
2001	Daniel Ortmeier	17
2002	Ryan Roberts	21
2003	Kasey Baker	22*
2004	Kasey Baker	21
2005	Aaron Battle	18
2006	Adam Moore	22*
2007t	Kyle Rudy	13
2007t	Danny Slinkman	13

TRIPLES

1969	Al Carter	3
1970	Joe Massa	2
1971	Terry Twomey	2
1972	Joe Massa	1
1973	Four players	2
1974	Billy Womack	2
	Gary Darst	2
1975	Bobby Flores	4
1976	Ronnie Barnett	3
1977	Jim McCoy	2
1978	Rusty Jones	11*
1979	Richard Wilkinson	3
	Rusty Jones	3
	Danny Smith	3
1980	Richard Valenta	4
1981	Randy Thorpe	7
1982	Curt Culbertson	3
1983	Trey Hillman	3
1984	James Rains	3
	Trey Hillman	3
1985	Dave Zech	4
1986	Rodney Fowler	3
	Pat Varni	3

1987	Pat Woodruff	5
1988	Pat Woodruff	5
	Howard Prager	5
1989	Lawrence Hanlon	3
1990	Joe Guidry	3
	Charlie Llewellyn	3
	Jose Rubiera	3
1991	Jeff Stephens	5
1992	Jeff Stephens	3
	Clay Gould	3
1993	Clay Gould	7
1994	Brian Reagan	3
1995	Marc Manwarren	6
1996	Matt Splawn	3
1997	Jack Melton	4
1998	Craig Martin	5
1999	Craig Martin	5
2000	Kelly Crosby	3
2001	Daniel Ortmeier	4
2002	Daniel Ortmeier	7
2003	Hunter Pence	5
2004	Hunter Pence	5
2005	Daniel Macha	3
2006	Kyle Rudy	2
2007	Danny Slinkman	3

HOME RUNS

1969	Gene Merrell	3
1970	Gene Merrell	2
1971	Steve Mitchell	3
1972	Joe Massa	3
1973	Lawrence Hicks	2
1974	Ron Barnett	3
1975	Garry Sutherland	4
1976	Garry Sutherland	4
1977	Rich Wilkinson	3
1978	Rusty Jones	11
1979	Richard Valenta	6
1980	Rich Wilkinson	10
1981	Randy Thorpe	3
	Ken Rose	3
	Tim McJilton	3
1982	Julio Garcia	4
	Curt Culbertson	4
1983	Craig Jennings	5
1984	Todd Hale	6
	Craig Jennings	6
1985	Dave Zech	10
1986	Jim Hartman	3
1987	Stephon Hodge	10
1988	Gerard Giustino	10
1989	Pat Varni	9
1990	Tony Vilaros	5
1991	Brad Dodge	8
1992	Charlie Llewellyn	9
	Jason Smith	9
1993	Karl Heckendorn	13
1994	Shane Davenport	8
1995	Jason Garrett	8
1996	Matt Splawn	5
1997	Michael Kopecky	9
1998	Kyle Heine	19*
1999	Matt Mize	15
2000	Kelly Crosby	8
2001	Craig Martin	6
2002	Daniel Ortmeier	14
2003	Ryan Roberts	16
2004	Hunter Pence	8
	Ryan Nelson	8
2005	Aaron Battle	5
2006	Adam Moore	10
2007	Ben Burum	8

RUNS BATTED IN

1969	Al Carter	14
1970	Gene Merrell	16
1971	Ken Clark	17
1972	Bobby Sims	19
1973	Gary Darst	25
1974	Mark Visosky	24
1975	Mark Visosky	20
	Bobby Flores	20
1976	Bob Flores	24
1977	Robert Don	27

1978	Rusty Jones	57
	Rich Wilkinson	57
1979	Rich Wilkinson	45
1980	Richard Valenta	54
1981	Danny Smith	36
1982	Curt Culbertson	43
1983	Trey Hillman	38
1984	Todd Hale	66
1985	Dave Zech	62
1986	Greg Farnik	30
1987	Howard Prager	53
1988	Gerard Giustino	44
	Jim Hartman	44
1989	Howard Prager	42
	Gerard Giustino	42
1990	Tony Vilaros	37
1991	Brad Dodge	40
1992	Brad Dodge	39
1993	Clay Gould	54
1994	Shane Davenport	39
1995	Jason Garrett	41
1996	Matt Splawn	56
1997	Michael Kopecky	36
1998	Billy Martin	52
1999	Matt Mize	48
2000	Kelly Crosby	46
2001	Darrell Preston	45
2002	Daniel Ortmeier	66
2003	Ryan Roberts	69*
2004	Paul Bruder	40
2005	Aaron Battle	40
2006	Adam Moore	50
2007t	Ben Burum	28
2007t	Danny Slinkman	28

WALKS

1969	Sandy McGee	19
1970	Steve Mitchell	19
1971	Jimmy Kelley	28
1972	Jimmy Kelley	35
1973	Jimmy Kelley	22
1974	Dennis Padgett	29
1975	Ron Barnett	39
1976	Barry Hilton	36
1977	Dave Owen	39
1978	Dave Owen	61*
1979	Dave Owen	55
1980	Randy Thorpe	60
1981	Randy Thorpe	35
1982	Roger Piacenti	46
1983	Roger Piacenti	35
1984	Todd Cox	46
1985	Trey Hillman	43
1986	James Rains	40
1987	Pat Varnell	37
1988	Pat Cleveland	57
1989	Pat Varni	48
1990	Lawrence Hanlon	39
1991	Brad Dodge	33
1992	Brad Dodge	28
1993	Jason Smith	34
1994	Brian Reagan	29
1995	Brian Reagan	36
	Wess Winn	36
1996	Danny Murray	34
1997	Travis Erard	28
1998	Matt Mize	29
1999	Joe Kennedy	35
2000	Daniel Ortmeier	28
2001	K.J. Hendricks	36
2002	K.J. Hendricks	40
2003	Ryan Roberts	42
2004	Ryan Nelson	30
2005	Ryan Nelson	26
2006	Daniel Rieder	33
2007	Daniel Rieder	32

STOLEN BASES

1969	Brent Skillman	3
1970	Joe Massa	10
1971	Terry Twomey	16
1972	Billy Womack	22
1973	Billy Womack	23
1974	Billy Womack	21

1975	Ron Barnett	26
1976	Ron Barnett	28
1977	Brent Kinman	12
1978	Rusty Jones	40
	Dave Owen	40
1979	Dave Owen	32
1980	Randy Thorpe	53*
1981	Randy Thorpe	50
1982	Roger Piacenti	36
1983	Chuck Burnes	8
1984	Chuck Burnes	16
1985	Greg Faught	23
1986	James Rains	15
1987	James Rains	22
1988	Paul Hoelscher	19
1989	Pat Varni	21
1990	Lawrence Hanlon	17
1991	Lawrence Hanlon	19
1992	Tim Krejci	22
1993	Doug Durrwachter	24
1994	Brian Reagan	18
1995	Marc Manwarren	16
1996	B.G. Wilson	6
	Jason Borghese	6
1997	Travis Erard	13
1998	Matt Mize	10
1999	Matt Mize	27
2000	Daniel Ortmeier	19
2001	K.J. Hendricks	36
2002	K.J. Hendricks	33
2003	Robby Deever	19
2004	Hunter Pence	10
2005	Nathan Warrick	21
2006	Brock Wilson	11
2007t	David Newby	5
2007t	Leo Radkowski	5

PITCHING APPEARANCES

1969	Henry Fulkerson	13
1970	Jimmy Stewart	12
1971	Robert Hill	12
1972	Robert Hill	19
1973	Jimmy Stewart	19
1974	Doug Osterloh	15
1975	John Neinstal	13
1976	Bruce Marshall	19
1977	Bruce Marshall	16
	Trey Holt	16
1978	Ernie Valamides	12
	Trey Holt	12
	Ernie Valamides	14
1979	Curtis Kouba	15
1980	Curtis Kouba	13
1981	Fred Wilburn	13
	Curtis Kouba	13
1982	Duane Mitchell	15
1983	Fred Wilburn	19
1984	Mark Farrar	16
1985	David Rodriguez	22
1986	David Rodriguez	18
1987	Steve Foster	18
1988	Steve Foster	23
1989	Ray Schuster	19
1990	Gary Paul	27
1991	Jason Watkins	21
1992	Jason Watkins	28
1993	John Henrickson	19
1994	David Upchurch	24
1995	Jay Dixon	29
1996	Chad Duffer	21
1997	Shawn Floyd	28
1998	Cade Sanchez	25
1999	David Sobczak	37*
2000	Jared Ferrans	23
	Aaron Pullin	23
2001	Jarrett Garza	28
2002	Mike Snapp	35
2003	Mike Snapp	33
2004	Mike Snapp	36
2005	Dillon Gee	23
2006	Chris Taylor	26
2007t	Nathan Long	17
2007t	Brandon Endsley	17

Year-by-Year Leaders



Jimmy Stewart

WINS

1969	Henry Fulkerson	3
1970	Jimmy Stewart	3
1971	Lonnie Salyers	7
1972	Tony Wilson	5
1973	Jimmy Stewart	7
1974	Doug Osterloh	7
1975	Cliff Knowles	5
1976	Bruce Marshall	12*
1977	David Hicks	4
1978	Five Pitchers	4
1979	Curtis Kouba	7
1980	Steve Dearman	12*
1981	Fred Wilburn	8
	Duane Mitchell	8
1982	Duane Mitchell	8
1983	Fred Wilburn	9
1984	Mark Farrar	9
1985	Michael Holly	8
1986	Doug Myres	10
1987	Doug Myres	8
	Steve Foster	8
1988	Steve Foster	11
1989	Ed LeBoeuf	9
1990	Lee Jones	8
1991	Jeff Burrow	10
1992	Chris Gay	10
1993	John Henrickson	9
1994	John Henrickson	6
1995	Scott Sexton	6
1996	Randy Glaze	4
	Roy Miller	4
1997	Roger Lancaster	7
1998	Whoa Dill	5
1999	Ben Grundhauser	5
2000	Whoa Dill	6
2001	Mike Snapp	7
	Jarrett Garza	7
2002	Aaron Pullin	8
2003	Aaron Pullin	8
2004	Michael Gardner	11
2005	Grant Varnell	8
2006	Dillon Gee	6
2007	Dillon Gee	4

EARNED-RUN AVERAGE

1969	Tony Wilson	1.80
1970	Jimmy Stewart	2.97
1971	Lonnie Salyers	1.76*
1972	Tony Wilson	2.41
1973	Lonnie Salyers	1.56
1974	John Neinas	2.59
1975	Cliff Knowles	1.99
1976	Bruce Marshall	3.32
1977	David Hicks	3.10
1978	Ernie Valamides	2.42
1979	Curtis Kouba	4.52
1980	Fred Wilburn	2.10
1981	Fred Wilburn	2.09
1982	Stan Brewer	3.69
1983	Fred Wilburn	4.62
1984	Mark Farrar	3.01
1985	Michael Holly	2.82
1986	Doug Myres	2.92
1987	Doug Myres	4.09
1988	Steve Foster	2.49
1989	Ray Schuster	3.03
1990	Chris Gay	3.19
1991	Don Meredith	2.96
1992	Lee Jones	2.67
1993	John Henrickson	2.88
1994	Cody Farr	3.50
1995	Chad Duffer	1.91
1996	Randy Glaze	4.19
1997	Roger Lancaster	3.75
1998	Whoa Dill	4.97
1999	David Sobczak	3.62
2000	Pierce Loveless	3.19
2001	Jarrett Garza	3.02
2002	Aaron Pullin	2.48
2003	Pierce Loveless	3.74
2004	Michael Gardner	2.49
2005	Jake Baxter	2.60
2006	Ryan Riddle	4.75
2007	Dillon Gee	4.67

SAVES

1969	Jim Abt	1
1970	Jim Abt	2
1971	Jimmy Stewart	2
1972	Five Pitchers	1
1973	Lonnie Salyers	2
	Jimmy Stewart	2
1974	John Neinas	1
	Dennis Vazzi	1
1975	Four Pitchers	1
1976	Chris Powell	2
1977	Trey Holt	2
1978	Mark Wade	2
1979	Steve Dearman	4
1980	Craig Happel	2
1981	Three Pitchers	1
1982	Five Pitchers	1
1983	Steve Sullivan	2
1984	Steve Sullivan	2
1985	David Rodriguez	5
1986	David Rodriguez	3
1987	Todd Carruthers	2
1988	Steve Foster	1
	Mark Shoop	1
1989	Howard Prager	3
1990	Gary Paul	5
1991	Jason Watkins	4
1992	Jason Watkins	14*
1993	John Henrickson	2
1994	David Upchurch	4
1995	Jay Dixon	4
1996	Matt Splawn	2
1997	David Sobczak	5
1998	Cade Sanchez	3
	David Sobczak	3
1999	David Sobczak	8
2000	Jared Ferrans	5
2001	Jarrett Garza	5
2002	Mike Snapp	5
2003	Mike Snapp	6
2004	Mike Snapp	12
2005	Blake Pierson	4
2006	Chris Taylor	6
2007t	P.J. Burns	1
2007t	Ryan Martin	1

STRIKEOUTS

1969	Henry Fulkerson	53
1970	Lonnie Salyers	43
1971	Lonnie Salyers	65
1972	Lonnie Salyers	92
1973	Lonnie Salyers	79
1974	Doug Osterloh	68
1975	John Neinas	30
1976	Bruce Marshall	103*
1977	David Hicks	53
1978	Ernie Valamides	53
1979	Curtis Kouba	39
1980	Fred Wilburn	60
1981	Fred Wilburn	59
1982	Stan Brewer	33
	Mark Farrar	33
1983	Fred Wilburn	70
1984	Robert McCallum	51
1985	Kraig Luckenbill	64
1986	Doug Myres	82
1987	Doug Myres	103*
1988	Steve Foster	96
1989	Ray Schuster	66
1990	Lee Jones	75
1991	Jeff Burrow	45
1992	Bruce Pool	73
1993	John Henrickson	84
1994	John Henrickson	88
1995	Roy Miller	51
1996	Roger Lancaster	66
1997	Roger Lancaster	92
1998	David Sobczak	53
1999	Ben Grundhauser	68
2000	Aaron Pullin	51
2001	Pierce Loveless	71
2002	Pierce Loveless	66
2003	Aaron Pullin	56

2004	Michael Gardner	77
2005	Jake Baxter	94
2006	Chris Taylor	82
2007	Dillon Gee	96

INNINGS PITCHED

1969	Henry Fulkerson	72
1970	Jimmy Stewart	75
1971	Lonnie Salyers	66.1
1972	Lonnie Salyers	81
1973	Lonnie Salyers	75
1974	Doug Osterloh	91
1975	Dave Whisonhant	64
1976	Bruce Marshall	130.1*
1977	David Hicks	89.1
1978	Ernie Valamides	72.0
1979	Curtis Kouba	65.2
1980	Steve Dearman	103.1
1981	Fred Wilburn	86
1982	Duane Mitchell	86.0
1983	Fred Wilburn	101.1
1984	Mark Farrar	86.2
1985	Michael Holly	83
1986	Doug Myres	95.2
1987	Doug Myres	106.2
1988	Steve Foster	123.0
1989	Jeff Burrow	89
	Raymond Schuster	89
1990	Jeff Burrow	92.3
1991	Jeff Burrow	85.2
1992	Chris Gay	90.2
1993	John Henrickson	106.1
1994	John Henrickson	93.0
1995	Scott Sexton	76.0
1996	Randy Glaze	81.2
	Roy Miller	81.2
1997	Roger Lancaster	100.2
1998	Shawn Floyd	62.2
1999	Ben Grundhauser	97.2
2000	Whoa Dill	84.0
2001	Pierce Loveless	103.2
2002	Pierce Loveless	89.1
2003	Aaron Pullin	106.1
2004	Michael Gardner	105.0
2005	Jake Baxter	117.2
2006	Dillon Gee	106.0
2007	Dillon Gee	111.2

1971	Lonnie Salyers	5
1972	Lonnie Salyers	5
	Jimmy Stewart	5
1973	Lonnie Salyers	5
1974	John Neinas	10
1975	John Neinas	7
1976	Bruce Marshall	13*
1977	Bruce Marshall	7
1978	Ernie Valamides	7
1979	Curtis Kouba	8
1980	Steve Dearman	13
1981	Fred Wilburn	9
1982	Duane Mitchell	9
1983	Fred Wilburn	9
1984	Mark Farrar	11
1985	Michael Holly	7
1986	Doug Myres	10
1987	Doug Myres	10
1988	Steve Foster	12
1989	Jeff Burrow	6
	Raymond Schuster	6
1990	Jeff Burrow	6
1991	Jeff Burrow	9
1992	Don Meredith	5
1993	John Henrickson	11
	Scott Sexton	11
1994	John Henrickson	4
1995	Roy Miller	3
	Randy Glaze	3
1996	Roy Miller	6
1997	Roger Lancaster	6
1998	None	
1999	Ben Grundhauser	2
	Chad Ashlock	2
2000	Whoa Dill	5
2001	Pierce Loveless	6
2002	Aaron Pullin	1
	Chris Minissale	1
	Pierce Loveless	1
2003	Aaron Pullin	2
	Ricky Stover	2
2004	Michael Gardner	1
	Grant Varnell	1
	Mark Lowe	1
2005	Jake Baxter	6
2006	Dillon Gee	3
2007	Dillon Gee	4

COMPLETE GAMES

1969	Tony Wilson	4
1970	Jimmy Stewart	5

* indicates school record

Individual Records

Single-Season Batting Records

AVERAGE

	Name (Year)	Avg.
1.	Trey Hillman (1985)	.442
2.	Ryan Roberts (2003)	.422
3.	Jose Rubiera (1991)	.402
4.	Clay Gould (1993)	.396
	Todd Cox (1984)	.396
6.	Hunter Pence (2004)	.395
7.	Terry Twomey (1971)	.390
8.	Howard Prager (1971)	.389
9.	Rodney Fowler (1987)	.384
10.	Richard Wilkinson (1980)	.382

GAMES PLAYED

	Name (Year)	Games
1.	Kyle Rudy (2006)	65
	Adam Moore (2006)	65
3.	Daniel Rieder (2006)	64
	K.J. Hendricks (2001)	64
	Craig Martin (2001)	64
	Darrell Preston (2001)	64
7.	Daniel Ortmeier (2001)	63
8.	8 players	62

AT BATS

	Name (Year)	AB
1.	Daniel Rieder (2006)	264
2.	Adam Moore (2006)	254
3.	Chris Taylor (2003)	250
	K.J. Hendricks (2003)	250
5.	Darrell Preston (2001)	248
6.	Kasey Baker (2004)	242
7.	Kasey Baker (2003)	241
8.	Hunter Pence (2003)	239
9.	Craig Martin (2001)	238
	Matt Mize (1999)	238

HITS

	Name (Year)	Hits
1.	Ryan Roberts (2003)	97
2.	Adam Moore (2006)	89
	Matt Mize (1999)	89
4.	Chris Taylor (2003)	87
5.	Kasey Baker (2004)	85
6.	Daniel Rieder (2006)	84
7.	Kasey Baker (2003)	83
	Hunter Pence (2003)	83
9.	K.J. Hendricks (2002)	82
	K.J. Hendricks (2001)	82

DOUBLES

	Name (Year)	Doubles
1.	Adam Moore (2006)	22
	Kasey Baker (2003)	22
3.	Kasey Baker (2004)	21
	Ryan Roberts (2003)	21
	Ryan Roberts (2002)	21
	Howard Prager (1989)	21
	Todd Hale (1984)	21
8.	Jason Severson (2002)	20
	Michael Kopecky (1997)	20
10.	Matt Mize (1999)	19
	Shane Davenport (1994)	19

TRIPLES

	Name (Year)	Triples
1.	Rusty Jones (1979)	11
2.	Daniel Ortmeier (2002)	7
	Clay Gould (1993)	7
	Randy Thorpe (1981)	7
5.	Marc Manwarren (1995)	6
6.	Hunter Pence (2004)	5
	Hunter Pence (2003)	5
	Craig Martin (1999)	5

	Craig Martin (1998)	5
	Jeff Stephens (1991)	5
	Howard Prager (1988)	5
	Pat Woodruff (1988)	5
	Pat Woodruff (1987)	5

HOME RUNS

	Name (Year)	HR
1.	Kyle Heine (1998)	19
2.	Ryan Roberts (2003)	16
	Matt Mize (1998)	16
4.	Matt Mize (1999)	15
5.	Daniel Ortmeier (2002)	14
6.	Billy Martin (1998)	13
	Karl Heckendorn (1993)	13
8.	Jason Smith (1993)	11
	Rusty Jones (1978)	11
10.	5 players	10

TOTAL BASES

	Name (Year)	TB
1.	Ryan Roberts (2003)	176
2.	Matt Mize (1999)	161
3.	Daniel Ortmeier (2002)	143
	Rusty Jones (1978)	143
5.	Hunter Pence (2003)	134
6.	Ryan Roberts (2002)	132
7.	Chris Taylor (2003)	131
	Matt Mize (1998)	131
9.	Kasey Baker (2004)	125
10.	Kasey Baker (2003)	118

RUNS SCORED

	Name (Year)	Runs
1.	Ryan Roberts (2003)	69
2.	Rusty Jones (1978)	66
3.	K.J. Hendricks (2002)	63
	Randy Thorpe (1981)	63
5.	James Raines (1985)	62
6.	Matt Mize (1999)	59
7.	K.J. Hendricks (2001)	57
8.	Doug Durrwachter (1993)	56
9.	Adam Moore (2006)	54
	Kasey Baker (2003)	54

RUNS BATTED IN

	Name (Year)	RBI
1.	Ryan Roberts (2003)	69
2.	Daniel Ortmeier (2002)	66
	Todd Hale (1984)	66
4.	Dave Zech (1985)	62
5.	Ryan Roberts (2002)	60
6.	Rusty Jones (1978)	57
	Richard Wilkinson (1978)	57
8.	Chris Taylor (2003)	56
	Matt Splawn (1996)	56
10.	Clay Gould (1993)	54

SLUGGING PCT.

	Name (Year)	Pct.
1.	Ryan Roberts (2003)	.765
2.	John-Paul Davis (1999)	.756
3.	Matt Mize (1998)	.744
4.	Billy Martin (1998)	.696
5.	Kyle Heine (1998)	.687
6.	Matt Mize (1999)	.676
7.	Clay Gould (1993)	.651
8.	Matt Splawn (1996)	.640
9.	Daniel Ortmeier (2002)	.630
10.	Karl Heckendorn (1993)	.622

ON-BASE PCT.

	Name (Year)	Pct.
1.	Ryan Roberts (2003)	.514
2.	Matt Mize (1998)	.458
3.	K.J. Hendricks (2002)	.450
4.	Clay Gould (1993)	.449
5.	Billy Martin (1998)	.448
6.	B.G. Wilson (1995)	.447
7.	Ryan Roberts (2002)	.446
	Matt Mize (1999)	.446
9.	Hunter Pence (2004)	.441
10.	Kyle Rudy (2007)	.437
11.	Danny Slinkman (2007)	.429

STOLEN BASES

	Name (Year)	SB
1.	Randy Thorpe (1980)	53
2.	Randy Thorpe (1981)	50
3.	Rusty Jones (1978)	40
	Dave Owen (1978)	40
5.	K.J. Hendricks (2001)	36
	Roger Piacenti (1982)	36
7.	K.J. Hendricks (2002)	33
8.	Dave Owen (1979)	32
9.	Randy Thorpe (1979)	30
10.	Ron Barnett (1976)	28

WALKS

	Name (Year)	BB
1.	Dave Owen (1978)	61
2.	Randy Thorpe (1980)	60
3.	Pat Cleveland (1988)	57
4.	Dave Owen (1979)	55
5.	Richard Wilkinson (1980)	54
6.	Howard Prager (1988)	49
7.	Pat Varni (1989)	48
8.	Todd Cox (1984)	46
9.	Trey Hillman (1985)	43
10.	Ryan Roberts (2003)	42

STRIKEOUTS

	Name (Year)	SO
1.	Chad McBroom (1996)	55
2.	Ben Burum (2007)	54
3.	Dave Owen (1977)	53
4t.	Daniel Ortmeier (2001)	51
4t.	Matt Splawn (1996)	51
6.	Ben Burum (2006)	50
7.	Garry Sutherland (1976)	47
8t.	Kasey Baker (2004)	46
8t.	Jason Smith (1993)	46
8t.	Jason Smith (1992)	46

HIT BY PITCH

	Name (Year)	HBP
1.	Brett Lewis (2005)	14
2.	Adam Moore (2006)	13
2.	David Newby (2006)	9
	Jason Garrett (1995)	9
	Randy Bench (1980)	9
6.	Craig Martin (1998)	8
	Lawrence Hanlon (1990)	8
8.	9 players	7

Howard Prager

.389 Avg.

1987



Single-Season Pitching Records

APPEARANCES

	Name (Year)	Apps.
1.	David Sobczak (1999)	37
2.	Mike Snapp (2004)	36
3.	Mike Snapp (2002)	35
4.	Mike Snapp (2003)	33
5.	Jay Dixon (1995)	29
6.	Jason Watkins (1992)	28
	Shawn Floyd (1997)	28
	Jarrett Garza (2001)	28
9.	Gary Paul (1990)	27
	Chad Duffer (1995)	27
	Mike Snapp (2001)	27

WINS

	Name (Year)	Wins
1.	Steve Dearman (1980)	12
	Bruce Marshall (1976)	12
3.	Michael Gardner (2004)	11
	Steve Foster (1988)	11
5.	Chris Gay (1992)	10
	Jeff Burrow (1991)	10
	Doug Myres (1986)	10
8.	John Henrickson (1993)	9
	Ed LeBouef (1989)	9
	Mark Farrar (1984)	9
	Fred Wilburn (1983)	9
	Fred Wilburn (1980)	9

INNINGS PITCHED

	Name (Year)	IP
1.	Bruce Marshall (1976)	130.0
2.	Steve Foster (1988)	123.0
3.	Jake Baxter (2005)	117.2
4.	Dillon Gee (2007)	111.2
5.	Grant Varnell (2005)	110.2
6.	Doug Myres (1987)	106.2
7.	Aaron Pullin (2003)	106.1
8.	Dillon Gee (2006)	106.0
	John Henrickson (1993)	106.0
10.	Michael Gardner (2004)	105.0

EARNED RUN AVERAGE

	Name (Year)	ERA
1.	Lonnie Salyers (1973)	1.56
2.	Lonnie Salyers (1971)	1.76
3.	Tony Wilson (1969)	1.80
4.	Chad Duffer (1995)	1.91
5.	Cliff Knowles (1975)	1.99
6.	Fred Wilburn (1981)	2.09
7.	Fred Wilburn (1980)	2.10
8.	Kyle Smith (1991)	2.20
9.	Steve Dearman (1980)	2.35
10.	Ernie Valamides (1978)	2.42

COMPLETE GAMES

	Name (Year)	CG
1.	Bruce Marshall (1976)	14
2.	Steve Dearman (1980)	13
3.	Steve Foster (1988)	12
4.	John Henrickson (1993)	11
	Mark Farrar (1984)	11
6.	Scott Sexton (1993)	10
	Doug Myres (1987)	10
	Doug Myres (1986)	10
9.	Jeff Burrow (1991)	9
	Fred Wilburn (1983)	9
	Duane Mitchell (1982)	9
	Fred Wilburn (1981)	9

STRIKEOUTS

	Name (Year)	SO
1.	Doug Myres (1987)	103
	Bruce Marshall (1976)	103
3.	Steve Foster (1988)	96
	Dillon Gee (2007)	96
5.	Jake Baxter (2005)	94
6.	Lonnie Salyers (1972)	92
	Roger Lancaster (1997)	92
8.	John Henrickson (1994)	88
9.	John Henrickson (1993)	84
10.	Chris Taylor (2006)	82
	Doug Myres (1986)	82

WALKS


	Name (Year)	BB
1.	Bruce Marshall (1976)	78
2.	Lonnie Salyers (1972)	67
3.	Kraig Luckenbill (1985)	66
4.	Fred Wilburn (1983)	57
	Mike Wyatt (1974)	57
6.	Cade Sanchez (1999)	54
	Duane Mitchell (1982)	54
8.	Michael Holly (1985)	52
	Fred Wilburn (1981)	52
10.	Doug Myres (1987)	50

HITS ALLOWED

	Name (Year)	Hits
1.	Dillon Gee (2007)	138
2.	Dillon Gee (2006)	133
3.	Ben Grundhauser (1999)	131
4.	Aaron Pullin (2003)	119
	Pierce Loveless (2002)	119
6.	Jake Baxter (2005)	116
	Pierce Loveless (2001)	116
7.	Fred Wilburn (1983)	110
8.	Grant Varnell (2005)	108
9.	Chris Gay (1992)	106

RUNS ALLOWED

	Name (Year)	Runs
1.	Ben Grundhauser (1999)	84
2.	Cade Sanchez (1999)	74
3.	Dillon Gee (2006)	72
4.	Dillon Gee (2007)	69
5.	Dave Engleson (2001)	68
6.	Randy Glaze (1996)	67
	Bruce Marshall (1976)	67
8.	Fred Wilburn (1983)	66
9.	Chad Ashlock (1999)	65
	Bruce Marshall (1977)	65



Mike Snapp

EARNED RUNS

	Name (Year)	ER
1.	Dillon Gee (2006)	63
2.	Ben Grundhauser (1999)	62
3.	Dillon Gee (2007)	58
4.	Pierce Loveless (2002)	52
	Doug Myres (1987)	52
	Fred Wilburn (1983)	52
7.	Jake Baxter (2004)	51
8.	Dillon Gee (2005)	50
9.	Aaron Pullin (2003)	50
	Whoa Dill (2000)	50

GAMES STARTED

	Name (Year)	ER
1.	Dillon Gee (2006)	17
	Aaron Pullin (2003)	17
	Bruce Marshall (1976)	17
4.	Dillon Gee (2007)	16
	Jake Baxter (2005)	16
	Roger Lancaster (1997)	16
	John Henrickson (1993)	16
	Steve Foster (1988)	16
	Doug Myers (1987)	16
10.	12x, most recent Grant Varnell (2005)	15

LOSSES

	Name (Year)	Losses
1.	Bruce Marshall (1977)	10
2.	Dillon Gee (2006)	9
	Frank Meyers (1977)	9
4.	Dillon Gee (2005, 2007)	8
	Mike Snapp (2002)	8
	Whoa Dill (2000)	8
	Ben Grundhauser (1999)	8
	David Sobczak (1998)	8
	Roy Miller (1996)	8
	David Hicks (1977)	8
	John Neinast (1974)	8
	Robert Hill (1972)	8

SAVES

	Name (Year)	Saves
1.	Jason Watkins (1992)	14
2.	Mike Snapp (2004)	12
3.	David Sobczak (1999)	8
4.	Chris Taylor (2006)	6
	Mike Snapp (2003)	6
6.	Mike Snapp (2002)	5
	Jarrett Garza (2001)	5
	Jared Ferrans (2000)	5
	David Sobczak (1997)	5
	David Rodriguez (1985)	5

2008 40th Year of UTA Baseball

Who/When Was the First?

1st Game	March 4 at Tarleton (L, 4-2)
1st Batter	CF Larry Duke
1st Pitcher	RHP Jim Abt
1st Hit	RF Al Carter
1st Run	2B Joe Massa
1st RBI	SS Brent Skillman
1st Win	3/11/69, 5-2. U. of Dallas
1st WP	LHP Henry Fulkerson

Individual Records

Career Batting Records

AVERAGE (Minimum 250 at-bats)

	Name (Years)	Avg.
1.	Ryan Roberts (2002-03)	.393
2.	Matt Mize (1998-99)	.372
3.	Hunter Pence (2003-04)	.371
4.	Todd Hale (1983-84)	.361
5.	Trey Hillman (1982-85)	.359
6.	Rodney Fowler (1985-87)	.354
7.	Chris Taylor (2003)	.348
	Kasey Baker (2003-04)	.348
9.	Howard Prager (1986-89)	.346
10.	K.J. Hendricks (2001-02)	.340

GAMES PLAYED

	Name (Years)	Games
1.	Darrell Preston (2001-04)	230
2.	Danny Smith (1978-81)	225
3.	Craig Martin (1998-2001)	224
4.	Jeff Stephens (1990-93)	218
	Randy Thorpe (1978-81)	218
6.	Howard Prager (1986-89)	213
7.	Trey Hillman (1982-85)	212
8.	Pat Varni (1986-89)	205
9.	Richard Wilkinson (1977-80)	202
10.	James Rains (1984-87)	196

AT BATS

	Name (Years)	AB
1.	Darrell Preston (2001-04)	856
2.	Craig Martin (1998-2001)	831
3.	Jeff Stephens (1990-93)	749
4.	Howard Prager (1986-89)	691
5.	Danny Smith (1978-81)	689
6.	Pat Varni (1986-89)	681
7.	James Rains (1984-87)	677
8.	Randy Thorpe (1978-81)	675
9.	B.G. Wilson (1993-96)	657
10.	Daniel Ortmeier (2000-02)	655
	Trey Hillman (1982-85)	655

HITS

	Name (Years)	Hits
1.	Darrell Preston (2001-04)	268
2.	Craig Martin (1998-2001)	248
3.	Howard Prager (1986-89)	239
4.	Trey Hillman (1982-85)	235
5.	Jeff Stephens (1990-93)	227
6.	James Rains (1984-87)	212
7.	Randy Thorpe (1978-81)	207
8.	Daniel Ortmeier (2000-02)	202
9.	B.G. Wilson (1993-96)	201
10.	Richard Wilkinson (1977-80)	199

DOUBLES

	Name (Years)	Doubles
1.	Craig Martin (1998-2001)	60
2.	Darrell Preston (2001-04)	58
3.	Howard Prager (1986-89)	52
4.	Kasey Baker (2003-04)	43
5.	Ryan Roberts (2002-03)	42
6.	Aaron Battle (2003-05)	39
7.	B.G. Wilson (1993-96)	38
8.	Clay Gould (1990-93)	37
	Jeff Stephens (1990-93)	37
	Trey Hillman (1982-85)	37

TRIPLES

	Name (Years)	Triples
1.	Randy Thorpe (1978-81)	16
2.	Clay Gould (1990-93)	14
	Rusty Jones (1978-79)	14
	Danny Smith (1978-81)	14
5.	Daniel Ortmeier (2000-02)	13
	Craig Martin (1998-2001)	13
	Jeff Stephens (1990-93)	13
8.	Hunter Pence (2003-04)	11
9.	Robby Deever (2002-03)	10
	Pat Woodruff (1987-88)	10
	Rodney Fowler (1985-87)	10
	Trey Hillman (1982-85)	10

HOME RUNS

	Name (Years)	HR
1.	Matt Mize (1998-99)	31
2.	Craig Martin (1998-2001)	27
3.	Ryan Roberts (2002-03)	26
4.	Richard Wilkinson (1977-80)	24
5.	Jason Smith (1990-93)	22
6.	Charlie Llewellyn (1990-93)	21
	Kyle Heine (1997-98)	21
8.	Billy Martin (1995-98)	20
	Daniel Ortmeier (2000-02)	20
10.	Karl Heckendorn (1990-93)	18

TOTAL BASES

	Name (Years)	TB
1.	Craig Martin (1998-2001)	417
2.	Darrell Preston (2001-04)	373
3.	Howard Prager (1986-89)	332
4.	Richard Wilkinson (1977-80)	322
5.	Daniel Ortmeier (2000-02)	320
6.	Jeff Stephens (1990-93)	317
7.	Ryan Roberts (2002-03)	308
8.	Trey Hillman (1982-85)	301
9.	Matt Mize (1998-99)	292
10.	Pat Varni (1986-89)	288

RUNS SCORED

	Name (Years)	Runs
1.	Randy Thorpe (1978-81)	190
2.	James Rains (1984-87)	173
3.	Craig Martin (1998-2001)	167
4.	Pat Varni (1986-89)	165
5.	Howard Prager (1986-89)	163
6.	Darrell Preston (2001-04)	156
7.	Trey Hillman (1982-85)	144
8.	Dave Owen (1977-79)	138
9.	Danny Smith (1978-81)	127
10.	Jeff Stephens (1990-93)	126

RUNS BATTED IN

	Name (Years)	RBI
1.	Darrell Preston (2001-04)	166
2.	Richard Wilkinson (1977-80)	151
3.	Howard Prager (1986-89)	148
4.	Craig Martin (1998-2001)	131
5.	Daniel Ortmeier (2000-02)	130
6.	Ryan Roberts (2002-03)	129
	Trey Hillman (1982-85)	129
8.	Pat Varni (1986-89)	119
9.	Clay Gould (1990-93)	116
	Richard Valenta (1977-80)	116

STOLEN BASES

	Name (Years)	SB
1.	Randy Thorpe (1978-81)	151
2.	Dave Owen (1977-79)	72
3.	James Rains (1984-87)	71
4.	K.J. Hendricks (2001-02)	69
5.	Danny Smith (1978-81)	67
6.	Rusty Jones (1978-79)	64
7.	Ron Barnett (1974-76)	62
8.	Billy Womack (1972-74)	60
9.	Bobby Flores (1973-76)	54
10.	Daniel Ortmeier (2000-02)	46

WALKS


	Name (Years)	BB
1.	Randy Thorpe (1978-81)	178
2.	Dave Owen (1977-79)	155
3.	Howard Prager (1986-89)	146
4.	Pat Varni (1986-89)	144
5.	Trey Hillman (1982-85)	127
6.	James Rains (1984-87)	124
7.	Richard Wilkinson (1977-80)	115
8.	Todd Cox (1983-85)	106
9.	Ron Barnett (1974-76)	96
10.	Curt Culbertson (1980-82)	95

HIT BY PITCH

	Name (Years)	HBP
1t.	Brett Lewis (2004-05)	19
1t.	David Newby (2006-07)	19
3.	Pat Varni (1986-89)	18
4t.	Craig Martin (1998-2001)	17
4t.	Lawrence Hanlon (1989-91)	17
6.	Jason Garrett (1994-95)	15
7t.	Adam Moore (2006)	13
7t.	Howard Prager (1986-89)	13
7t.	Randy Bench (1977-80)	13
10t.	Darrell Preston (2001-04)	12
10t.	Doug Durrwachter (1991-93)	12
10t.	Jim Hartman (1986-88)	12

SLUGGING PERCENTAGE

	Name (Years)	PCT
1.	Matt Mize (1998-99)	.705
2.	Ryan Roberts (2002-03)	.695
3.	Karl Heckendorn (1992-93)	.602
4.	Todd Hale (1983-84)	.588
5.	Howard Pence (2003-04)	.585
6.	Matt Splawn (1995-96)	.584
7.	Rusty Jones (1978-79)	.569
8.	Adam Moore (2006)	.563
9.	Kyle Heine (1997-98)	.559
10.	Charlie Llewellyn (1990-93)	.543



Darrell Preston
268 hits, 2001-04

Career Pitching Records

APPEARANCES

	Name (Year)	Apps.
1.	Mike Snapp (2001-04)	131
2.	David Sobczak (1996-99)	86
3.	Aaron Pullin (2000-03)	80
4.	Pierce Loveless (1999-2003)	77
5t.	Chris Gay (1989-92)	62
5t.	Jeff Burrow (1988-91)	62
7.	Erik Seiberlich (1997-99)	59
8t.	Dillon Gee (2005-07)	58
8t.	Jimmy Stewart (1970-73)	58
10t.	Blake Pierson (2003-05)	54
10t.	Fred Wilburn (1980-83)	54

WINS

	Name (Year)	Wins
1.	Jeff Burrow (1988-91)	27
	Fred Wilburn (1980-83)	27
3.	Duane Mitchell (1980-83)	25
4.	Aaron Pullin (2000-03)	24
5.	Mark Farrar (1981-84)	20
	Curtis Kouba (1978-81)	20
7.	Chris Gay (1989-92)	19
	Steve Foster (1987-88)	19
9.	Doug Myres (1986-87)	18
	Steve Dearman (1979-82)	18
	Jimmy Stewart (1970-73)	18

INNINGS PITCHED

	Name (Year)	IP
1.	Jeff Burrow (1988-91)	333.0
2.	Dillon Gee (2005-07)	298.1
2.	Aaron Pullin (2000-03)	294.2
3.	Pierce Loveless (2000-03)	291.0
4.	Jimmy Stewart (1970-73)	288.0
5.	Duane Mitchell (1980-83)	279.2
6.	Lonnie Salyers (1970-73)	268.1
7.	Mike Snapp (2001-04)	248.0
8.	Chris Gay (1989-92)	247.1
9.	Jimmy Stewart (1970-73)	235.0
10.	Curtis Kouba (1978-81)	225.0

EARNED RUN AVERAGE (minimum 120 IP)

	Name (Year)	ERA
1.	Lonnie Salyers (1970-73)	2.92
2.	Dennis Vazzi (1974-76)	2.95
3.	Jimmy Stewart (1970-73)	3.12
4.	Mike Snapp (2001-04)	3.36
5.	John Neinast (1973-76)	3.19
6.	Lee Jones (1990-92)	3.22
7.	Steve Dearman (1979-82)	3.28
8.	John Henrickson (1993-94)	3.34
9.	Fred Wilburn (1980-83)	3.37
10.	Cliff Knowles (1974-76)	3.39

COMPLETE GAMES

	Name (Year)	CG
1.	Jeff Burrow (1988-91)	25
	Fred Wilburn (1980-83)	25
3.	Duane Mitchell (1980-83)	22
4.	Doug Myres (1986-87)	20
	Bruce Marshall (1976-77)	20
6.	Scott Sexton (1992-95)	18
	Steve Foster (1987-88)	18
	John Neinast (1973-76)	18
	Lonnie Salyers (1970-73)	18
10.	Mark Farrar (1981-84)	17

STRIKEOUTS

	Name (Year)	SO
1.	Lonnie Salyers (1970-73)	279
2.	Jimmy Stewart (1970-73)	225
3.	Fred Wilburn (1980-83)	209
4.	Pierce Loveless (1999-2003)	202
5.	Dillon Gee (2005-07)	198
6.	Jeff Burrow (1988-91)	191
7.	Doug Myres (1986-87)	185
8.	Aaron Pullin (2000-03)	177
9.	John Henrickson (1993-94)	172
10.	Jake Baxter (2004-05)	167

WALKS

	Name (Year)	BB
1.	Lonnie Salyers (1970-73)	182
2.	Fred Wilburn (1980-83)	170
3.	Bruce Marshall (1976-77)	151
4.	Mike Krieg (1982-85)	148
5.	Jeff Burrow (1988-91)	127
	Steve Dearman (1978-80)	127
7.	Jimmy Stewart (1970-73)	120
8.	Aaron Pullin (2000-03)	117
9.	Chris Gay (1989-92)	99
10.	Mike Wyant (1973-74)	98

HITS ALLOWED

	Name (Year)	Hits
1.	Dillon Gee (2005-07)	367
2.	Pierce Loveless (2000-03)	337
3.	Aaron Pullin (2000-03)	308
4.	Jeff Burrow (1988-91)	300
5.	Duane Mitchell (1980-83)	262
6.	Chris Gay (1989-92)	261
7.	Fred Wilburn (1980-83)	234
8.	Mike Snapp (2001-04)	231
9.	Curtis Kouba (1978-81)	227
10.	Ben Grundhauser (1999-2000)	225

RUNS ALLOWED

	Name (Year)	Runs
1.	Dillon Gee (2005-07)	195
2.	Jeff Burrow (1988-91)	170
3.	Aaron Pullin (2000-03)	164
4.	Pierce Loveless (2000-03)	154
5.	Fred Wilburn (1980-83)	145
6.	Mike Krieg (1982-85)	144
7t.	Scott Sexton (1992-95)	138
7t.	Chris Gay (1989-92)	138
9t.	David Sobczak (1996-99)	136
9t.	Jimmy Stewart (1970-73)	136

EARNED RUNS

	Name (Year)	ER
1.	Dillon Gee (2005-07)	171
2.	Jeff Burrow (1988-91)	142
3.	Aaron Pullin (2000-03)	133
4.	Mike Krieg (1982-85)	119
5.	Pierce Loveless (2000-03)	118
6.	Scott Sexton (1992-95)	112
7.	Chris Gay (1989-92)	111
8.	Othel Young (1984-87)	109
9.	Fred Wilburn (1980-83)	108
10.	Ben Grundhauser (1999-2000)	98

LOSSES


	Name (Year)	Losses
1.	Dillon Gee (2005-07)	25
1.	Mike Snapp (2001-04)	20
	Lonnie Salyers (1970-73)	17
4.	Jeff Burrow (1988-91)	16
	John Neinast (1973-76)	16
6.	Duane Mitchell (1980-83)	15
	Bruce Marshall (1976-77)	15
	Jimmy Stewart (1970-73)	15
9.	Ben Grundhauser (1999-2000)	14
10.	David Sobczak (1996-99)	13

SAVES

	Name (Year)	Saves
1.	Mike Snapp (2001-04)	23
2.	Jason Watkins (1991-92)	18
3.	David Sobczak (1996-98)	16
4.	David Rodriguez (1985-86)	8
5.	Chris Taylor (2006)	6
6.	Jarrett Garza (2001-02)	5
	Jared Ferrans (2000)	5
	Gary Paul (1990)	5
	Steve Dearman (1978-82)	5

GAMES STARTED

	Name (Year)	Starts
1.	Jeff Burrow (1988-91)	51
2.	Fred Wilburn (1980-83)	44
3.	Dillon Gee (2005-07)	42
4.	Duane Mitchell (1980-83)	41
5.	Jimmy Stewart (1970-73)	40
6.	Aaron Pullin (200-03)	39
7.	Lonnie Salyers (1970-73)	38
8.	Scott Sexton (1992-95)	37
	Pierce Loveless (2000-03)	37
10.	Bruce Marshall (1975-77)	33



Jeff Burrow

Single-Game Records

Individual Records (Game)

HITTING

Runs Scored _____ 5
Trey Hillman vs. South Dakota State, 3/25/85
Michael Kopecky vs. New Mexico, 2/28/98
Daniel Ortmeier vs. Southeastern La., 3/29/02

At Bats _____ 8
Brian Reagan vs. Baylor, 4/4/95
B.G. Wilson vs. UTSA, 4/28/96

Hits _____ 5
Brent Skillman vs. Texas Wesleyan, 1971
Bobby Flores vs. Louisiana-Lafayette, 3/22/74
Trey Hillman vs. North Texas, 4/8/84
Todd Hale vs. Texas Wesleyan, 4/11/84
Rodney Fowler vs. Texas Wesleyan, 4/28/87
Jim Hartman vs. Oral Roberts, 2/26/88
Gerard Giustino vs. TCU, 3/30/88
Lawrence Hanlon vs. TCU, 4/11/89
Lawrence Hanlon vs. Louisiana-Monroe, 3/18/89
Clay Gould, vs. Oklahoma State, 3/10/93
Charlie Llewellyn vs. Oklahoma State, 3/10/93
B.G. Wilson vs. Baylor, 2/21/95
Matt Splawn vs. UTSA, 4/28/96
B.G. Wilson vs. UTSA, 4/28/96
Chad McBroom vs. Tarleton State, 4/23/97
Rahn Smith vs. Texas Wesleyan, 2/11/98
Matt Mize vs. Southeastern La., 3/8/98
Robbie Nicholson vs. Nicholls State, 5/1/99
Craig Martin vs. McNeese State, 3/18/01
Matt Anderson vs. UTSA, 3/24/01
Darrell Preston vs. Lamar, 4/28/01
Ryan Roberts vs. TCU, 3/4/02
Daniel Ortmeier vs. Southeastern La., 3/29/02
Jason Severson vs. Oklahoma, 4/2/02
K.J. Hendricks vs. Northwestern State, 5/11/02
Ryan Roberts vs. Centenary, 3/5/03
Kasey Baker vs. Lamar, 5/16/03
Kasey Baker vs. Texas A&M-CC, 3/13/04
David McLeod vs Nicholls State, 3/26/06
Ben Burum vs. McNeese State, 4/15/06

Doubles _____ 3
Todd Hale, vs. Louisiana Tech, 4/14/84
John Deller vs. TCU, 4/15/87
Jeff Stephens vs. Louisiana-Monroe, 3/21/92
Jason Borghese vs. Tarleton State, 4/2/96
B.G. Wilson vs UTSA, 4/28/96
Billy Martin vs. New Mexico, 3/1/98
Craig Martin vs. McNeese State, 3/16/01
Jason Severson vs. Sam Houston State, 3/17/02
Ryan Roberts vs. Oklahoma, 4/2/02
Jason Severson vs. Oklahoma, 4/2/02
Chris Taylor vs. New Mexico State, 3/7/03
Ben Burum vs. McNeese State, 4/15/06

Triples _____ 2
Rusty Jones vs. North Texas, 4/29/78
Randy Thorpe vs. Arkansas State, 4/15/78
David Abernathy vs. North Dakota State, 4/1/81
Brian Reagan vs. St. Francis, 3/8/95
Marc Manwarren vs. Baylor, 4/4/95
Jack Melton vs. Kansas, 2/22/97

Craig Martin vs. Nicholls State, 4/25/98
Craig Martin vs. Kansas, 2/13/99
Daniel Ortmeier vs. Nicholls State, 4/8/02

Home Runs _____ 4
Matt Mize, vs. Southeastern La., 3/8/98

Total Bases _____ 17
Matt Mize vs. Southeastern La., 3/8/98

Runs Batted In _____ 8
Jason Smith vs. Texas State, 4/10/93
Kelly Crosby vs. Iowa State, 2/13/00
Junior Ramirez vs. McNeese State, 3/17/01

Bases on Balls _____ 6
Todd Cox, vs. Louisiana Tech, 4/14/84*

Sacrifices _____ 2
Numerous times

Stolen Bases _____ 5
Rusty Jones, vs. Arkansas State, 4/15/78*
Rusty Jones, vs. Hardin-Simmons, 3/9/79*

PITCHING
Innings Pitched _____ 13
David Whisonant, vs. Texas Wesleyan, 3/5/75*

Strikeouts _____ 16
Roger Lancaster, vs. UTSA, 4/27/97



Daniel Ortmeier

LONGEST HITTING STREAK
Clay Gould (1993) _____ 26 games

CONSECUTIVE HIT STREAK
Official at-bats _____ 9
_____, John Karant (1996)
_____, Ryan Roberts (2003)
Consecutive Plate Appearances _____ 9
_____, Chad McBroom (1997)

HITTING FOR THE CYCLE
Karl Heckendorn vs. Nicholls State on March 7, 1993. Homered in the first; tripled in the second; flyout to center in the fifth; double in the sixth; single in the eighth. UTA won 13-3.

Clay Gould at Oklahoma State on March 10, 1993. Flyout to center in the first; doubled in the third; homered in the fourth; singled in the fifth; tripled in the sixth; singled in the seventh. UTA won 26-13.

Rahn Smith vs. Texas Wesleyan on Feb. 11, 1998. Homered in the second; tripled in the third; groundout to second in the fourth; singled in the sixth; doubled in the eighth. UTA won 20-8.

Ian Gutierrez vs. TCU on April 7, 1999. Doubled in the second; singled in the third; homered in the fifth; reached on a fielder's choice in the seventh; tripled in the ninth; hit by pitch in the 11th. UTA lost 10-8 in 11 innings.

Kyle Thomason vs. Northwestern State on March 11, 2006. Singled in the first; doubled in the third; tripled in the fourth; homered in the fifth. UTA won 14-1.

NO HITTERS
Lonnie Salyers
March 9, 1973 vs. Southwestern (7 innings)

Doug Osterloh
April 23, 1974 vs. Abilene Christian (7 innings)

Dennis Vazzi
April 21, 1975 vs. Dallas (7 innings)

Bob Wingard
April 19, 1978 vs. Texas Wesleyan (7 innings)

Duane Mitchell
March 1, 1983 vs. Baylor (7 innings)

* indicates Southland Conference record

These Mavericks Were Winners

Most Games Played in, won by UTA

Jeff Stephens (1990-93) 136 victories

Most Games Pitched in, won by UTA

Darrell Preston (2001-04) 131 victories

Most Wins In A Maverick Uniform

Michael Snapp (2001-04) 90 victories

Aaron Pullin (2000-03) 55 victories

Butch McBroom (27 yrs) 756 victories

John Mocek (18 yrs) 532 victories

Team Single-Season Records

Winning Percentage

1.	.727	1992	40-15
2.	.649	1982	37-20
3.	.647	1971	22-12
4.	.630	1993	34-20
5.	.622	1981	38-23
6.	.609	2001	39-25
7.	.600	1988	33-22
8.	.597	2003	37-25
9.	.593	1991	32-22
10.	.589	1989	33-23

Batting Average

1.	.324	2003	37-25
2.	.316	1985	35-26
3.	.313	1984	30-20
4.	.305	2004	32-26
	.305	2002	29-29
6.	.299	1987	32-26
	.299	1998	20-29
8.	.298	1993	34-20
	.298	1982	37-20
10.	.297	1992	40-15

Runs Per Game

1.	7.53	2003	37-25
2.	7.18	1984	30-20
3.	6.85	1998	20-29
4.	6.84	1988	33-22
5.	6.57	2002	29-29
6.	6.41	1987	32-26
	6.41	1985	35-26
8.	6.37	1993	34-20
9.	6.21	1989	33-23
10.	6.07	2004	32-26
	6.07	1992	40-15

Most Doubles

1.	139	2003	37-25
2.	125	2002	29-29
3.	123	2006	29-36
4.	117	2004	32-26
5.	113	1999	26-35
6.	110	2001	39-25
7.	106	1993	34-20
8.	105	1992	40-15
	105	1989	33-23
	105	1987	32-26

Most Triples

1.	34	1981	38-23
2.	27	1978	34-27
3.	26	1995	27-32
4.	24	1998	20-29
5.	23	1991	32-22
	23	2003	37-25
7.	22	1993	34-20
8.	21	1990	31-30
	21	1999	26-35

Most Home Runs

1.	72	1998	20-29
2.	58	2003	37-25
3.	56	1999	26-35
4.	53	1993	34-20
5.	46	1992	40-15
6.	44	1987	32-26
7.	41	2004	32-26
8.	40	1995	27-32
9.	39	1988	33-22
	39	2002	29-29

Best Slugging Percentage

1.	.515	1998	20-29
2.	.487	2003	37-25
3.	.480	1993	34-20
4.	.465	1987	32-26
5.	.462	1992	40-15
6.	.448	1999	26-35
7.	.444	2002	29-29
8.	.436	2004	32-26
9.	.429	1984	30-20
10.	.426	1989	33-23

Most Stolen Bases

1.	143	1978	34-27
2.	142	1981	38-23
	142	1980	35-25
4.	124	1979	21-28
5.	114	1982	37-20
6.	101	1976	29-21

Best Earned Run Average

1.	2.90	1973	20-17
2.	3.00	1972	18-25
3.	3.04	1971	22-12
4.	3.63	1976	29-21
5.	3.66	1974	23-28
6.	3.79	1992	40-15
7.	3.83	1980	30-23
8.	3.85	1981	38-23
9.	3.88	1970	10-18
10.	3.95	1978	34-27

Best Fielding Percentage

1.	.972	1993	34-20
2.	.963	2006	29-36
	.963	1991	32-22
	.963	2000	24-30
	.963	2002	29-29
5.	.962	2004	32-26
6.	.961	1995	27-32
7.	.959	1992	40-15
8.	.958	2003	37-25
9.	.958	1985	35-26

What A Game!

On Sunday, March 8, 1998 in Hammond, La., third baseman Matt Mize led UTA to a 13-11 victory over SLU. Mize went 5-for-5, hitting four homers and driving in seven runs. His 17 total bases in that game is still the school record.

Team Highs

Batting Average	.324	2003
Fielding Percentage	.972	1993
Slugging Percentage	.515	1998
Lowest ERA	2.90	1973
Runs Scored (Season)	467	2003
Runs Scored (Game)	26	vs. Okla. State 1993
Hits (Season)	715	2003
Hits (Game)	26	vs. Texas, 1996
Extra Base Hits (Season)	220	2003
Extra Base Hits (Game)	15	vs. Texas State, 1993; Oklahoma State, 1993
Doubles (Season)	139	2003
Doubles (Game)	9	vs. TCU, 1987
		vs. Stephen F. Austin, 1993
Triples (Season)	34	1981*
Triples (Game)	5	vs. Texas Wesleyan, 1998
Home Runs (Season)	72	1998
Home Runs (Game)	7	vs. Texas State, 1993
Total Bases (Season)	1074	2003
Total Bases (Game)	54	vs. Texas State, 1993
RBI (Season)	417	2003

Team High Highlights

324	Team Batting Avg.	2003 Season
26	Runs Scored	'93 vs. Okla. State
26	Hits In A Game	'96 vs. Texas
54	Total Bases In A Game	'93 vs. Tex St.
72	Homers in a Season	1998
40	Victories	1992


RBI (Game)	25	vs. Okla. State, 1993
At Bats (Season)	2,207	2003
Bases on Balls (Season)	339	1980
Most Games Won (Season)	40	1992
Most Games Lost (Season)	39	1977
Most Consecutive Wins	14	1992
Most Consecutive Home Wins	10	1992
Best Home Record	26-3	1992
Best Road Record	14-10	1984/1992
Consecutive SLC Victories	16	1992
Best SLC Winning Percentage	.833	1984
Most Games Played	64	2001
Best Winning Percentage	.727	(40-15) 1992
Most Consecutive Losses	11	1979
Double Plays	70	2003
Shutouts Pitched	10	1980
Stolen Bases (Season)	143	1978*
Stolen Bases (Game)	13	vs. Hardin-Simmons, 1971*
Most Complete Games Pitched	34	1981*
Strikeouts (Pitching)	398	1999
Most One Run/Extra Inning Games	24	1995
Best One Run/Extra Inning Record	16-2	1992
Most Innings Played (Game)	16	vs. Baylor, 1995 (Baylor won 7-6)
		vs. Sam Houston State, 2005 (UTA won 4-2)

* indicates Southland Conference record

One-Run Games

1988 (12-7)		04/17/92 @Northwestern State	W, 7-6	03/16/97 @Nicholls State	L, 2-3	04/14/02 Lamar	W, 3-2
02/13/88 Baylor	W, 5-4	04/17/92 @Northwestern State	W, 4-3	03/22/97 McNeese State	W, 3-2	04/19/02 @Texas State	L, 6-7
02/13/88 Baylor	W, 5-4	04/21/92 TCU	W, 4-3	03/22/97 McNeese State	W, 7-6	2003 (2-7)	
02/15/88 @Baylor	L, 2-3	05/05/92 @Wichita State	L, 3-4	04/01/97 Texas Wesleyan	W, 1-0	02/22/03 vs. Mississippi	W, 8-7
02/17/88 @Hardin-Simmons	L, 4-5	1993 (10-4)		04/06/97 @Texas State	L, 0-1	02/23/03 @Rice	L, 0-1
03/05/88 @Oklahoma	W, 5-4	02/07/93 Louisiana Tech	W, 2-1	04/12/97 @Texas-San Antonio	L, 5-6	03/01/03 TCU	L, 3-4
03/06/88 Oklahoma	W, 11-10	02/07/93 Louisiana Tech	W, 4-3	04/20/97 Texas State	W, 12-11	03/14/03 @Northwestern State	L, 8-9
03/08/88 Oklahoma City	W, 16-15	02/17/93 Centenary	W, 1-0	04/23/97 Tarleton State	W, 14-13	03/25/03 @Oklahoma State	L, 2-3
03/15/88 St. Francis	W, 6-5	02/22/93 Texas Wesleyan	W, 5-4	04/28/97 Texas-San Antonio	W, 3-2	03/30/03 @Nicholls State	L, 5-6
03/20/88 Louisiana-Monroe	L, 1-2	03/06/93 Nicholls State	L, 2-3	05/14/97 Texas State	W, 11-10	04/15/03 @Texas A&M	L, 6-7
03/22/88 Arkansas State	W, 5-4	03/13/93 Texas San Antonio	W, 3-2	1998 (4-7)		05/10/03 @Sam Houston State	L, 7-8
03/26/88 Northwestern State	W, 3-2	03/14/93 Texas San Antonio	W, 7-6	02/07/98 @Louisiana Tech	L, 12-13	05/24/03 vs. Northwestern State	W, 4-3
04/02/88 Kent State	L, 3-4	03/21/93 Louisiana-Monroe	W, 3-2	03/04/98 Cameron	W, 11-10	2004 (9-12)	
04/02/88 Kent State	W, 10-9	03/27/93 @Baylor	L, 5-6	03/14/98 Sam Houston State	L, 3-4	02/22/04 Arkansas- Little Rock	L, 6-7
04/05/88 @Dallas Baptist	W, 11-10	04/03/93 @McNeese State	L, 5-6	03/14/98 Sam Houston State	W, 7-6	02/26/04 Dallas Baptist	W, 4-3
04/09/88 Stephen F. Austin	L, 7-8	04/09/93 @Texas State	W, 13-12	03/22/98 Northwestern State	L, 7-8	03/27/04 Dallas Baptist	L, 2-3
04/10/88 Stephen F. Austin	W, 11-10	04/18/93 Northwestern State	W, 3-2	04/04/98 Texas San Antonio	L, 3-4	03/02/04 Oklahoma	W, 5-4
04/16/88 @McNeese State	L, 3-4	04/24/93 @Sam Houston State	L, 6-7	04/08/98 @Texas	W, 12-11	03/07/04 TCU	W, 8-7
04/17/88 @McNeese State	W, 6-5	04/25/93 @Sam Houston State	W, 8-7	04/19/98 @Louisiana-Monroe	L, 3-4	03/20/04 Sam Houston State	L, 1-2
05/06/88 @North Texas	L, 3-4	1994 (8-7)		04/25/98 Nicholls State	W, 8-7	03/23/04 @Oklahoma State	L, 6-7
1989 (5-5)		02/05/94 TCU	L, 7-8	04/28/98 @Oklahoma	L, 12-13	03/27/04 @Louisiana Monroe	L, 5-6
02/25/89 Baylor	L, 4-5	02/12/94 Louisiana Tech	L, 5-6	05/02/98 @Texas State	L, 9-10	04/03/04 @Southeastern La.	L, 2-3
02/25/89 Baylor	L, 6-7	02/20/94 New Mexico	W, 5-4	1999 (5-4)		04/04/04 @Southeastern La.	W, 5-4
02/28/89 @Hardin-Simmons	L, 4-5	02/26/94 @Texas	W, 9-8	02/13/99 Kansas	W, 13-12	04/10/04 Nicholls State	L, 3-4
03/13/89 Texas Wesleyan	W, 1-0	03/05/94 Iowa State	W, 3-2	03/07/99 Texas State	W, 9-8	04/13/04 Oklahoma State	W, 1-0
03/23/89 Wisconsin-Eau Claire	W, 5-4	03/13/94 @Texas San Antonio	L, 2-3	03/20/99 Southeastern La.	L, 3-4	04/14/04 @TCU	L, 3-4
03/24/89 Northwestern	L, 3-4	03/20/94 Northwestern State	L, 1-2	03/28/99 @Sam Houston State	W, 10-9	04/20/04 Texas A&M	W, 5-4
04/01/89 Northwestern State	W, 1-0	03/27/94 Sam Houston State	W, 11-10	04/10/99 McNeese State	W, 4-3	04/23/04 @Texas State	L, 5-6
04/11/89 TCU	L, 10-11	04/01/94 @McNeese State	W, 2-1	04/18/99 @Lamar	L, 5-6	04/24/04 @Texas State	L, 6-7
04/12/89 @Dallas Baptist	W, 5-4	04/01/94 @McNeese State	L, 4-5	04/19/99 Louisiana-Monroe	W, 4-3	04/30/04 @McNeese State	L, 1-2
04/16/89 McNeese State	W, 4-3	04/10/94 @Texas State	W, 13-12	04/25/99 Louisiana-Monroe	L, 8-9	05/11/04 @Baylor	W, 4-3
1990 (11-5)		04/16/94 Oral Roberts	L, 1-2	05/07/99 Texas Pan American	L, 5-6	05/20/04 Texas San Antonio	W, 6-5
02/09/90 @Texas A&M	L, 2-3	04/19/94 @Wichita State	L, 6-7	2000 (6-9)		05/22/04 Texas San Antonio	W, 2-1
02/18/90 Louisiana Tech	W, 3-2	05/01/94 Nicholls State	W, 2-1	02/08/00 TCU	W, 3-2	05/28/04 vs. Louisiana Monroe	L, 5-6
02/20/90 Hardin-Simmons	L, 1-2	05/06/94 @Louisiana-Monroe	W, 6-5	02/21/00 Washington State	W, 5-4	2005 (7-9)	
02/23/90 @Baylor	W, 5-4	1995 (10-11)		03/04/00 @Louisiana Monroe	L, 4-5	02/04/05 vs. Texas A&M-CC	W, 5-4
03/04/90 Centenary	W, 5-4	02/07/95 @Texas A&M	L, 4-5	03/05/00 @Louisiana Monroe	L, 2-3	02/05/05 @Texas-Pan American	L, 4-5
03/10/90 @La.-Lafayette	W, 4-3	02/17/95 Arkansas State	W, 9-8	03/12/00 Lamar	L, 6-7	02/13/05 Arkansas	L, 1-2
03/17/90 @Northwestern State	W, 2-1	02/22/95 TCU	W, 1-0	03/25/00 Texas San Antonio	W, 4-3	02/19/05 Kansas State	L, 4-5
03/23/90 St. Francis	W, 2-1	02/25/95 New Mexico	W, 2-1	04/05/00 Baylor	L, 8-9	02/22/05 @Texas	L, 4-5
03/31/90 @Northwestern State	L, 3-4	03/25/95 @Sam Houston State	W, 2-1	04/08/00 @Southeastern La.	L, 0-1	02/27/05 Texas-Pan American	W, 5-4
04/07/90 Stephen F. Austin	W, 2-1	03/25/95 @Sam Houston State	L, 3-4	04/09/00 @Southeastern La.	W, 3-2	03/13/05 Illinois	L, 2-3
04/08/90 Stephen F. Austin	W, 6-5	03/28/95 Abilene Christian	W, 4-3	04/15/00 Northwestern State	L, 1-2	03/15/05 @Texas A&M-CC	W, 7-6
04/15/90 McNeese State	W, 5-4	03/28/95 Abilene Christian	W, 3-2	04/18/00 Dallas Baptist	W, 6-5	03/19/05 @Lamar	L, 3-4
04/15/90 McNeese State	L, 2-3	04/01/95 McNeese State	W, 3-2	04/21/00 @Texas State	L, 1-2	03/26/05 @Sam Houston State	W, 7-6
04/20/90 Sam Houston State	W, 1-0	04/04/95 Baylor	L, 6-7	04/25/00 @Oral Roberts	L, 5-6	03/29/05 Texas Tech	L, 4-5
05/19/90 Nicholls State	W, 4-3	04/08/95 Texas State	W, 4-3	05/13/00 @Kansas	W, 4-3	04/02/05 Louisiana-Monroe	W, 5-4
05/25/90 Texas	L, 8-9	04/14/95 @Oral Roberts	L, 3-4	05/14/00 @Kansas	L, 5-6	04/03/05 Louisiana-Monroe	W, 11-10
1991 (8-5)		04/15/95 @Oral Roberts	L, 3-4	2001 (12-6)		04/23/05 McNeese State	L, 2-3
02/08/91 @Lamar	L, 2-3	04/15/95 @Oral Roberts	L, 1-2	02/03/01 Texas Wesleyan	W, 4-3	05/14/05 Southeastern La.	W, 6-5
02/09/91 @Lamar	L, 5-6	04/18/95 @Texas Tech	L, 8-9	02/10/01 @Centenary	W, 3-2	05/21/05 @Northwestern State	L, 3-4
02/17/91 Central State	W, 3-2	04/19/95 @Texas Tech	L, 9-10	02/10/01 @Centenary	W, 6-5	2006 (4-7)	
02/23/91 Louisiana Tech	W, 1-0	04/29/95 @Nicholls State	W, 5-4	03/04/01 @Northwestern State	W, 10-9	02/12/06 @Louisiana Tech	L, 4-5
02/26/91 @Baylor	W, 2-1	04/30/95 @Nicholls State	L, 11-12	03/05/01 @Centenary	W, 9-8	02/24/06 Oral Roberts	L, 7-8
03/18/91 @Sam Houston State	L, 10-11	05/05/95 Louisiana-Monroe	W, 5-4	03/13/01 Iowa State	W, 7-6	03/02/06 Washington	L, 5-6
03/24/91 Texas State	L, 7-8	05/06/95 Louisiana-Monroe	L, 3-4	03/16/01 McNeese State	W, 6-5	03/08/06 UNC-Asheville	L, 3-4
03/26/91 St. Francis	W, 7-6	05/14/95 Louisiana-Monroe	L, 5-6	04/08/01 @Sam Houston State	L, 8-9	03/10/06 Northwestern State	W, 10-9
03/29/91 @McNeese State	W, 4-3	1996 (5-6)		04/17/01 Louisiana Tech	L, 5-6	04/04/06 @Oklahoma	L, 3-4
03/29/91 @McNeese State	W, 4-3	02/11/96 Louisiana Tech	L, 2-3	04/21/01 @Nicholls State	W, 1-0	05/06/06 Sam Houston State	W, 7-6
03/30/91 @McNeese State	L, 2-3	02/20/96 Texas A&M	W, 4-3	04/24/01 @Nicholls State	L, 3-4	05/13/06 @Texas State	L, 5-6
04/02/91 @TCU	W, 4-3	03/03/96 Northwest State	L, 1-2	04/24/01 Baylor	W, 7-6	05/26/06 Texas-San Antonio	W, 2-1
04/03/91 Dallas Baptist	W, 4-3	03/09/96 @Louisiana-Monroe	W, 4-3	05/05/01 Louisiana-Monroe	L, 3-4	05/27/06 @Lamar	W, 8-7
1992 (14-2)		03/10/96 @Louisiana-Monroe	L, 12-13	05/06/01 Louisiana-Monroe	W, 7-6	06/03/06 North Carolina State	L, 5-6
02/15/92 Centenary	W, 8-7	03/16/96 Nicholls State	W, 3-2	05/12/01 TCU	L, 3-4	2007 (5-6)	
02/18/92 @Baylor	W, 5-4	04/02/96 Tarleton State	W, 3-2	05/16/01 Texas State	W, 7-6	02/17/07 Nebraska	L, 4-5
02/28/92 @Louisiana Tech	W, 11-10	04/06/96 Texas State	L, 6-7	05/18/01 Lamar	L, 0-1	02/18/07 New Mexico	W, 2-1
03/01/92 College of Southwest	W, 2-1	04/20/96 @Texas State	L, 4-5	05/26/01 Houston	W, 7-6	02/23/07 Missouri State	W, 11-10
03/11/92 St. Francis	L, 1-2	05/16/96 Louisiana-Monroe	L, 3-4	2002 (5-3)		03/01/07 @Dallas Baptist	L, 2-3
03/21/92 Louisiana-Monroe	W, 6-5	05/17/96 Northwestern State	L, 6-7	02/15/02 Missouri State	W, 5-4	03/03/07 New Mexico	W, 9-8
03/21/92 Louisiana-Monroe	W, 10-9	1997 (10-4)		02/23/02 Louisiana Lafayette	L, 5-6	03/09/07 Illinois	W, 8-7
03/28/92 @Texas	W, 5-4	02/11/97 @Texas A&M	W, 5-4	03/13/02 Baylor	L, 7-8	03/30/07 @Sam Houston	L, 2-3
04/04/92 McNeese State	W, 4-3	02/11/97 @Texas A&M	L, 5-6	03/16/02 Sam Houston State	W, 6-5	4/15/07 McNeese State	W, 4-3
04/07/92 Cameron	W, 2-1	02/14/97 Kansas State	W, 4-3	03/22/02 @Louisiana Monroe	W, 6-5	4/22/07 @Southeastern La.	L, 5-6
04/07/92 Cameron	W, 3-2	03/08/97 Louisiana-Monroe	W, 6-5	04/03/02 Tarleton State	W, 7-6	5/05/07 @Nicholls State	L, 2-3
04/11/92 Texas State	W, 2-1					5/05/07 @Nicholls State	L, 7-8

All-Southland Conference



Karl Heckendorn

First Team

- 1969 _____ Ronnie Lucas, 3B
 _____ Brent Skillman, OF
 1970 _____ Joe Massa, OF
 _____ Gene Merrell, C
 1971 _____ Steve Mitchell, 1B
 _____ Ken Clark, OF
 _____ Jimmy Stewart, P
 1973 _____ Bill Womack, OF
 _____ Lawrence Hicks, OF
 _____ Ken Clark, 1B
 _____ Lonnie Sayers, P
 1974 _____ Gary Darst, 3B
 _____ Mark Visosky, OF
 1975 _____ Ron Barnett, OF
 1976 _____ Bruce Marshall, P
 _____ Bobby Flores, SS
 1978 _____ Rusty Jones, OF
 _____ Richard Wilkinson, DH
 1980 _____ Steve Dearman, P
 _____ Richard Valenta, C
 _____ Richard Wilkinson, OF
 _____ Randy Thorpe, OF
 1981 _____ Randy Thorpe, OF
 1982 _____ Ken Rose, C
 _____ Roger Piacenti, OF
 1983 _____ Trey Hillman, SS
 _____ Todd Hale, IF
 _____ Roger Piacenti, OF
 _____ Fred Wilburn, P
 1984 _____ Matt Skinner, C
 _____ Todd Hale, 3B
 _____ Trey Hillman, 2B
 _____ Chuck Burnes, OF
 1985 _____ Trey Hillman, 2B
 _____ Matt Skinner, C
 _____ Dave Zech, 3B
 1986 _____ Doug Myres, P
 _____ Jim Hartman, DH
 1988 _____ Steve Foster, P
 1989 _____ Gerard Giustino, 3B
 _____ Howard Prager, OF
 _____ Lawrence Hanlon, SS

- 1990 _____ Lawrence Hanlon, SS
 _____ Lee Jones, P
 _____ Tony Vilaros, OF
 1992 _____ Chris Gay, P
 _____ Tim Krejci, 2B
 _____ Jeff Stephens, 3B
 _____ Charlie Llewellyn, OF
 _____ Karl Heckendorn, DH
 1993 _____ Karl Heckendorn, 2B
 _____ Clay Gould, LF
 _____ John Henrickson, P
 1998 _____ Billy Martin, DH
 _____ Matt Mize, 3B
 _____ Kyle Heine, C
 1999 _____ Matt Mize, OF



Lawrence Hanlon

- 2000 _____ Joe Kennedy, SS
 2001 _____ Daniel Ortmeier, OF
 _____ Pierce Loveless, LHP
 2002 _____ K.J. Hendricks, 2B
 _____ Daniel Ortmeier, OF
 2003 _____ Ryan Roberts, 3B
 _____ Hunter Pence, OF
 2004 _____ Darrell Preston, DH
 _____ Hunter Pence, OF
 _____ Michael Gardner, P
 2006 _____ Adam Moore, C

Second Team

- 1984 _____ Todd Cox, OF
 _____ Mark Farrar, P
 1985 _____ James Rains, SS
 _____ Greg Farnik, DH
 _____ Mike Holly, P
 1986 _____ James Rains, 2B
 _____ Stephon Hodge, SS
 _____ Rodney Fowler, OF
 1988 _____ Pat Varni, 2B

- _____ Gerard Giustino, 3B
 1989 _____ Jeff Burrow, P
 1990 _____ Joe Guidry, OF
 _____ John Marek, DH
 1991 _____ Tim Krejci, 2B
 _____ Lawrence Hanlon, SS
 _____ Jose Rubiera, OF
 1992 _____ Doug Durrwachter, SS
 1993 _____ Jason Smith, C
 _____ Jeff Stephens, 3B
 _____ Dout Durrwachter, SS
 _____ Charlie Llewellyn, DH
 1995 _____ Jason Garrett, 1B
 _____ B.G. Wilson, 2B
 1997 _____ Mike Kopecky, DH
 2002 _____ Aaron Pullin, P
 2003 _____ Chris Taylor, 2B
 _____ Kasey Baker, DH
 2004 _____ Mike Snapp, P
 2005 _____ Jake Baxter, P
 _____ Nathan Warrick, OF

Third Team

- 2000 _____ Craig Martin, 2B
 _____ Kelly Crosby, OF
 2001 _____ Joel Alvarado, C
 2002 _____ Ryan Roberts, 3B
 _____ Mike Snapp, P
 2003 _____ Robby Deever, OF
 _____ Ricky Stover, P
 _____ Charlie Coffey, P
 2004 _____ Kasey Baker, OF
 2005 _____ Ryan Nelson, 1B
 2006 _____ Daniel Rieder, 2B
 _____ Ben Burum, DH
 2007 _____ Kyle Rudy, SS



Matt Mize

Southland Conference Superlatives

SLC Player of the Year

1993 _____ Clay Gould
 2003 _____ Ryan Roberts
 2004 _____ Hunter Pence

SLC Hitter of the Year

1985 _____ Trey Hillman
 2003 _____ Ryan Roberts
 2004 _____ Hunter Pence

SLC Pitcher of the Year

1976 _____ Bruce Marshall
 1983 _____ Fred Wilburn
 1988 _____ Steve Foster
 1992 _____ Chris Gay

SLC Newcomer of the Year

1986 _____ Doug Myres
 1989 _____ Lawrence Hanlon
 1992 _____ Karl Heckendorn
 2002 _____ Ryan Roberts
 2006 _____ Adam Moore

SLC Freshman of the Year

2000 _____ Jared Ferrans

SLC Clay Gould Coach of the Year

1981 _____ Butch McBroom
 1984 _____ Butch McBroom
 1990 _____ Butch McBroom
 1992 _____ Butch McBroom

SLC Batting Champion


1971 _____ Terry Twomey _____ .390
 1973 _____ Lawrence Hicks _____ .362
 1984 _____ Todd Cox _____ .396
 1985 _____ Trey Hillman _____ .442
 1991 _____ Jose Rubiera _____ .402
 2003 _____ Ryan Roberts _____ .422
 2004 _____ Hunter Pence _____ .395

SLC ERA Champion

1986 _____ Doug Myres _____ 2.92
 1989 _____ Raymond Schuster _____ 3.03
 1995 _____ Chad Duffer _____ 1.91
 2002 _____ Aaron Pullin _____ 2.48

SLC All-Tournament


1993 _____ Karl Heckendorn, 2B
 1995 _____ Paul Stovall, DH
 1997 _____ Tim Linville, SS
 1999 _____ Joe Kennedy, 2B
 _____ J.T. Herak, SS
 _____ Matt Mize (MVP), OF
 _____ Mike Bradley, P
 2001 _____ Joel Alvarado, C,
 _____ Craig Martin, 2B
 _____ K.J. Hendricks (MVP), SS
 _____ Junior Ramirez, OF
 _____ Michael Snapp, P
 2003 _____ Ryan Roberts, 3B
 _____ Kasey Baker, DH
 _____ Paul Bruder, OF
 _____ Aaron Pullin, P
 2005 _____ Daniel Macha, 3B
 2006 _____ Adam Moore, C
 _____ Robby Winn, 1B
 _____ Kyle Rudy, SS
 _____ Ryan Riddle (MVP), P
 _____ Brandon Endlsey, P



Clay Gould



Hunter Pence



Butch McBroom

Maverick Quick Hits

1,000 and counting...

1,000th Game
 2/28/89, W, at Hardin Simmons, 12-7
 1,000th Win
 2/27/05 home vs. UT-Pan Am, 12-2
 1,000th Home Game
 4/23/06, W, vs. UT-San Antonio, 5-3

What An Inning!


On Sunday, April 10, 1993, in San Marcos, Texas, UT Arlington exploded for 12 runs in the first inning on its way to a 22-7 victory against Southwest Texas State.

The Mavericks pounded out five home runs, two doubles and three singles - the 27 total bases was sixth in NCAA history. Catcher Jason Smith proved to be the leader of the record-breaking crew with two homers in the inning.

All-Time Coaching Records

COACH	YEARS	ALL GAMES	WIN %	SLC GAMES	WIN %
Tom Beasley	1969-70	16-34	.320	3-17	.150
Fred Matthews	1971-73	60-54	.526	23-20	.535
Butch McBroom	1974-99	756-686-2	.524	245-223	.524
Clay Gould	2000-01	63-55	.533	24-29	.453
Jeff Curtis	2002-07	166-188	.469	81-84	.491

All-Americans




Jason Watkins



Ryan Roberts




Mike Snapp



Michael Gardner



Ryan Roberts



B.G. Wilson

All-Americans

- 1992 _____ Jason Watkins
 _____ ABCA
 2003 _____ Ryan Roberts
 _____ Collegiate Baseball(2nd team)
 _____ CollegeBaseballInsider.com (2nd team)
 _____ NCBWA (3rd team)
 2004 _____ Michael Snapp
 _____ NCBWA (3rd team)
 _____ CollegeBaseballInsider.com (HM)
 2004 _____ Michael Gardner
 _____ CollegeBaseballInsider.com (HM)
 2005 _____ Michael Gardner
 _____ NCBWA (Preseason 3rd team)

ESPN The Magazine/CoSIDA

Academic All-Americans

- 1976 _____ Bruce Marshall (2nd team)
 1980 _____ Richard Valenta (2nd team)
 1995 _____ B.G. Wilson (2nd team)
 1996 _____ B.G. Wilson (3rd team)
 1996 _____ John Karant (3rd team)

Freshman All-Americans

- 2001 _____ Darrell Preston

Rawlings/ABCA South-Central Region

Coach of the Year

- 1990 _____ Butch McBroom
 2001 _____ Clay Gould (co-winner)

Golden Spikes Award Nominees


- 1993 _____ Clay Gould
 2003 _____ Ryan Roberts

NCBWA/Dick Howser Award Nominees


- 2004 _____ Hunter Pence

Brooks Wallace Watch List

- 2005 _____ Michael Gardner



Bruce Marshall




Richard Valenta


CHAMPIONSHIP YEARS

1990

On Sunday, April 29, UTA won both games of a double-header against defending SLC champions Sam Houston State. Lee Jones pitched UTA to a 1-0 victory in the first game. In the second game, UTA took a 7-1 decision behind the pitching of Jeff Burrow.



B.G. Wilson



John Karant

1992

On Opening Day, Feb. 1 in front of a then-record home crowd of 1,009, the Mavs defeated TCU, 4-3, propelling them to a school-record 40 victories and a Southland Conference championship. UTA recorded wins that season against TCU, Texas, Baylor and Oklahoma State.

2001

After defeating host Lamar University twice to capture the Southland Conference Championship, the Mavericks defeated Houston, 7-6, on May 26 at the NCAA regional tournament. Craig Martin delivered a walk-off homer to give UTA its first NCAA Tournament victory.

2006

After capturing the Southland Conference Tournament Championship, the Mavericks travelled to Austin for the NCAA South Central Regional Tournament. On June 3 in front of a national ESPN audience, UTA lost a 10-inning heartbreaker to North Carolina State, 6-5.

Mavs in the Pros

1973

Lawrence Hicks _____ 10th Rd _____ Phillies
 Jimmy Kelly _____ FA _____ Royals

1974

Gary Darst _____ FA _____ Seguin

1976

Ron Barnett _____ 12th Rd _____ Padres
 Mark Visosky _____ FA _____ Seguin
 Bobby Flores _____ FA _____ Corpus Christi

1978

Jim McCoy _____ FA _____ Royals

1979

Dave Owen _____ 10th Rd _____ Cubs
 Rusty Jones _____ FA _____ Reds

1981

Randy Thorpe _____ 22nd Rd _____ Rangers
 Curtis Kouba _____ 23rd Rd _____ Rangers
 Richard Wilkinson _____ 25th Rd _____ Rangers
 Danny Smith _____ 27th Rd _____ Pirates
 Craig Happel _____ FA _____ Astros
 Paul Robinson _____ FA _____ Braves

1982

Curt Culbertson _____ 22nd Rd _____ Reds
 Stan Brewer _____ FA _____ Phillies
 Julio Garcia _____ FA _____ Pirates
 Mike Williams _____ FA _____ Rangers

1983

Fred Wilburn _____ 20th Rd _____ Angels

1985

Matt Skinner _____ 26th Rd _____ Orioles
 Greg Faught _____ FA _____ Expos
 Trey Hillman _____ FA _____ Indians
 Kraig Luckenbill _____ FA _____ Indians

1987

Doug Myres _____ 27th Rd _____ Mets
 Bob Deller _____ FA _____ Yankees

1988

Steve Foster _____ 12th Rd _____ Reds
 Todd Mraz _____ 46th Rd _____ Indians
 Pat Woodruff _____ FA _____ Tigers

1989







Howard Prager _____ 31st Rd _____ Astros
 Gerard Giustino _____ FA _____ Rangers
 Pat Varni _____ FA _____ Miami
 Greg Stark _____ FA _____ Mets

1990

Paul Paramo _____ FA _____ Rangers
 Cody Roberson _____ FA _____ Braves

1991

Larry Hanlon _____ 3rd Rd _____ Rangers
 Jeff Burrow _____ FA _____ White Sox
 Paul Paramo _____ FA _____ Rangers
 Hector Hinojosa _____ FA _____ Laredo
 Jose Rubiera _____ FA _____ Angels



1992






Bruce Pool _____ 22nd Rd _____ Yankees
 Chris Gay _____ FA _____ White Sox
 Jason Watkins _____ FA _____ White Sox

1993

Doug Durrwachter _____ 12th Rd _____ Reds
 Jason Smith _____ 24th Rd _____ Rockies
 Jason LaPoint _____ FA _____ Expos

1994

Rocky Turner _____ 32nd Rd _____ Mets
 Jim Cooney _____ FA _____ Rangers
 Cody Farr _____ FA _____ Tyler



1995

Jason Garrett _____ 44th Rd _____ Marlins
 Wess Winn _____ 48th Rd _____ Orioles
 Marc Manwarren _____ FA _____ Astros
 Paul Meador _____ FA _____ Tyler

1996

Matt Splawn _____ 53rd Rd _____ Mets
 Shane Davenport _____ FA _____ Evansville
 Randy Glaze _____ FA _____ A's
 Michael Kuentz _____ FA _____ Richmond
 Roy Miller _____ FA _____ Richmond

1997

Roger Lancaster _____ FA _____ Blue Jays

1998

Billy Martin _____ 34th Rd _____ Mets
 Kyle Heine _____ FA _____ Yankees
 Mark Shephard _____ FA _____ Yankees
 Danie Henderson _____ FA _____ Corpus Christi

1999

John Lackey _____ 2nd Rd _____ Angels
 Cade Sanchez _____ 21st Rd _____ A's
 Matt Mize _____ 30th Rd _____ Mets
 Chad Ashlock _____ FA _____ Giants

2000

John Paul Davis _____ 22nd Rd _____ Devil Rays

2001

Joel Alvarado _____ 19th Rd _____ Brewers
 Kelly Crosby _____ FA _____ Yankees
 Todd George _____ FA _____ Expos
 Craig Martin _____ FA _____ Brewers

2002

Daniel Ortmeier _____ 3rd Rd _____ Giants
 K.J. Hendricks _____ 26th Rd _____ Rockies

2003

Ryan Roberts _____ 18th Rd _____ Blue Jays
 Ricky Stover _____ 29th Rd _____ Brewers
 Robby Deever _____ 30th Rd _____ Brewers
 Dustin Bozarth _____ FA _____ Giants
 Aaron Pullin _____ FA _____ Angels

2004

Hunter Pence _____ 2nd Rd _____ Astros
 Mark Lowe _____ 5th Rd _____ Mariners
 Derek Brehm _____ FA _____ Devil Rays
 Mike Snapp _____ FA _____ Red Sox

2005

Jake Baxter _____ 25th Rd _____ Tigers
 Grant Varnell _____ 25th Rd _____ Padres
 Nathan Warrick _____ 34th Rd _____ Astros
 Michael Gardner _____ FA _____ Dodgers
 Jeremiah Haar _____ FA _____ Marlins
 Brett Lewis _____ FA _____ Red Sox

2006

Adam Moore _____ 6th Rd _____ Mariners
 Robby Winn _____ FA _____ Cont. League
 Ryan Riddle _____ FA _____ Cardinals

2007

Dillon Gee _____ 21st Rd _____ Mets
 Matt Sartor _____ FA _____ Dodgers

Mavs in the Majors

One of the greatest players to ever wear a UT Arlington baseball uniform is now a big-league manager.



Trey Hillman was hired in October as the Manager of the Kansas City Royals after five successful seasons managing teams in Japan. Before making a name for himself in the Japanese Pacific League, Hillman served as a major for 11 years in the New York Yankees farm system.

Hillman's first managing job came at age 27 when he coached Oneonta (Class A) to a first-place finish. He went on to coach at Columbus (Triple-A) and had a record of 225-203. In 1999, his Columbus team finished 85-58. He was named the Class A Florida State League Manager of the Year in 1996 and the International League Manager of the Year in 2000.

In Japan, Hillman led the Nippon Ham Fighters to the postseason in three of his five years there. His Fighters won the league title in 2006. Hillman played shortstop for UTA from 1982 to 1985 and was inducted in the UTA Athletic Hall of Honor in 1992. Hillman's .359 career batting average is still fifth all-time at UTA.

Trey Hillman
K.C. Royals
Manager, 2007-present

UTA, 1982-1985




Dave Owen, K.C. Royals
Bench Coach, 2007-present

UT Arlington, 1977-1979
Chicago Cubs, 1983-85
Kansas City Royals, 1988

Cleburn native Dave Owen makes his return to the Majors this season as bench coach for former Maverick Trey Hillman with the Kansas City Royals. Owen became the first former Maverick to reach the Major Leagues when he made his debut Sept. 6, 1983, with the Chicago Cubs.


A member of the 1984 National League Eastern Division champions, Owen played in Chicago from 1983-85. After a stint in the minors, Owen returned to the big leagues in 1988 as a member of the Royals. At UTA, Owens twice led the team in runs scored and stolen bases. In addition, he holds the school single-season record for base-on-balls (61) and career mark for stolen bases (107).

	Year	GP	Avg.	AB	R	H	2B	3B	HR	RBI	BB	SO	SB
Cubs	1983	16	.091	22	1	2	0	1	0	2	2	7	1-1
Cubs	1984	47	.194	93	8	18	2	2	1	10	8	15	1-3
Cubs	1985	22	.368	19	6	7	0	0	0	4	1	5	1-2
Royals	1988	7	.000	5	0	0	0	0	0	0	0	3	0-0
Totals	92	.163	139	15	27	2	3	1	16	11	30	3-6	



Mark Lowe, Seattle Mariners
Right-handed Pitcher
2006 - present

UT Arlington, 2002-2004



John Lackey, Anaheim Angels
Right-handed Pitcher
2002-present

UT Arlington, 1998

Mark Lowe started 2006 with the Class A Inland Empire 66s but quickly moved up Double-A San Antonio.

After a July 4 appearance, he was told to get ready for a promotion to Triple-A. While getting dressed for the game, he was called to the manager's office and told he was headed to Seattle. Lowe had jumped three levels in one season.

In his debut against Detroit on July 7, 2006, Lowe worked himself into a bases-loaded, no-out situation. He then struck out Placido Polanco, got Ivan Rodriguez on a comebacker and blew a fastball passed Maglio Ordonez and leave the mound to a standing ovation. That would be the first of Lowe's franchise-record 17.2 scoreless innings to begin a career, which included striking out Alex Rodriguez on five sliders in his first appearance in Yankee Stadium.

While at UTA, Lowe redshirted during the 2003 season and was used in a multitude of roles during the 2004 campaign. He finished the season with a 1-4 record and three saves in 22 appearances.

	Year	App-GS	W-L-S	ERA	CG	ShO	IP	H	R	ER	BB	SO
Mariners	2006	15-0	1-0-0	1.93	0	0	18.2	12	4	4	9	20
Mariners	2007	4-0	0-0-0	6.75	0	0	2.2	2	2	2	3	3
Totals	19-0	1-0-0	2.53	0	0	21.1	14	6	6	12	23	

John Lackey made a name for himself quickly in professional baseball. He was called up in June 2002 and finished the regular season with a 9-4 record and 3.66 ERA. He helped Anaheim knock off New York in the Division Series and Minnesota in the ALCS. Then, he was handed the ball for Game 7 of the World Series against San Francisco. Lackey allowed one earned run on four hits and became the second rookie ever to win Game 7 of the world series.

He has since been a steady force for Anaheim, appearing in 33 games each of the past six years. Last season he won a career-high 19 games and had a 3.01 ERA.


Lackey played first base, designated hitter and pitcher for UTA in 1988. He hit .306 with one homer run and 14 runs batted in over 43 games. he appeared in 11 games on the mound - four as a starter - and finished with a 1-3 record.

	Year	App-GS	W-L-S	ERA	CG	ShO	IP	H	R	ER	BB	SO
Angels	2002	18-18	9-4-0	3.66	1	0	108.1	113	52	44	33	69
Angels	2003	33-33	10-16-0	4.63	2	2	204.0	223	117	105	66	151
Angels	2004	33-32	14-13-0	4.67	1	1	198.1	215	108	103	60	144
Angels	2005	33-33	14-5-0	3.44	1	0	209.0	208	85	80	71	199
Angels	2006	33-33	13-11-0	3.56	3	2	217.2	203	98	86	72	190
Angels	2007	33-33	19-9-0	3.01	2	2	224.0	219	87	75	52	179
Totals	183-182	79-58-0	3.82	10	7	1161.1	1181	547	493	354	932	

Arlington resident Hunter Pence became the highest-drafted UT Arlington baseball player in school history when the Houston Astros took him in the second round of the 2004 Major League Amateur Draft.

Within three years - in April 2007 - Pence was not only in the Majors; he was in the starting lineup and establishing himself as one of the Astros biggest offensive weapons. In January, the Astros honored Pence by naming him the Astros Rookie of the Year for 2007. Pence set the stage for his big-league success during his first full season in double-A playing for the Corpus Christi Hooks in 2006. He hit .283 with 28 homers and 17 stolen bases, leading the Hooks in home runs, RBI (95) and runs (97). He finished second on the team with 17 stolen bases.


Pence played football and baseball at Arlington High School before going to Texarkana College for his first year in college. At Texarkana, he hit .395 and stole 33 bases. His first year with the Mavericks, he batted .347 and followed with a .395 average his junior year, which ranks sixth all-time at UTA. Despite only playing two seasons at UTA, his 11 triples ranks eighth all-time in the UTA record books.



Hunter Pence
Houston Astros
Center Fielder
2007-present

UTA, 2003-2004

Year	GP	Avg.	AB	R	H	2B	3B	HR	RBI	BB	SO	SB	
Astros	2007	108	.322	456	57	147	30	9	17	69	26	95	6-11
Totals	108	.322	456	57	147	30	9	17	69	26	95	6-11	



Steve Foster, Florida Marlins
Bullpen Coach, 2007-present

UTA 1987-89
Cincinnati Reds, 1991-93

Steve Foster spent three years in the major leagues after making his debut Aug. 22, 1991. A Cincinnati Reds hurler his entire big league career, Foster's career earned-run average was an impressive 2.42. The reliever's career record was 3-3, including a 1-1 mark in 1992 and a 2-2 record the following year. His 31 appearances during the 1992 season was a career high. The DeSoto native played at UTA in 1987 and 1988, earning the Southland Conference's Outstanding Pitcher award as a junior, when he won 11 games. His 3.62 ERA is 10th on the UTA's all-time list. Foster currently serves as the bullpen coach for the Florida Marlins.

Year	App-GS	W-L-S	ERA	CG	ShO	IP	H	R	ER	BB	SO	
Reds	1991	11-0	0-0-0	1.93	0	0	14.0	7	5	3	4	11
Reds	1992	31-1	1-1-2	2.88	0	0	50.0	52	16	16	13	34
Reds	1993	17-0	2-2-0	1.75	0	0	25.2	23	8	5	5	16
Totals	59-1	3-3-2	2.41	0	0	89.2	82	29	24	22	61	



Daniel Ortmeier
San Francisco Giants
Outfielder/First Baseman
2005-present
UT Arlington 2000-02

Daniel Ortmeier became the fourth former Maverick to make it to the Major Leagues when he made his debut on Sept. 5, 2005 against the Los Angeles Dodgers on ESPN's Sunday Night Baseball.

Ortmeier pinch hit in the ninth inning and delivered a single through the left side in his first at-bat. Ortmeier appeared in 15 games and went 3-for-22 at the plate with one RBI and one stolen base. He battled injuries and spent only eight games in the Majors in 2006 before breaking through last season, hitting .287 in 62 games.

Ortmeier was drafted in the 27th round out of Lewisville HS but chose UTA instead. While a Maverick, he hit .308 with 32 doubles, 13 triples, 20 home runs and 130 RBIs in three seasons. He was a two-time first team all-Southland Conference performer and ranks fifth on UTA's all-time RBI list. He was taken in the 3rd round of the 2002 draft by the Giants.

Year	GP	Avg.	AB	R	H	2B	3B	HR	RBI	BB	SO	SB	
Giants	2005	15	.136	22	1	3	0	0	0	1	3	5	1-1
Giants	2006	9	.250	12	0	3	1	0	0	2	0	4	0-0
Giants	2007	62	.287	157	20	45	7	4	6	16	7	41	1-2
Totals	86	.267	191	21	51	8	4	6	19	10	50	2-3	



Ryan Roberts, Texas Rangers
Shortstop, 2007 - present

Toronto Blue Jays, 2006-07
UT Arlington 2002-03


Ryan Roberts became the third former Maverick to make his Major League debut since the beginning of the 2005 season when the Toronto Blue Jays called him up on July 30. He made his Major League debut later that evening in Oakland in a pinch-hitting role. It didn't take long for Roberts to make his first at-bat in the Major Leagues a memorable one. In Roberts' first career start, he took the field at second base at Yankee Stadium. When it was his turn to bat, he stepped up to the plate and jacked a first-pitch fastball from the late-Corey Lidle over the left-center field fence and into Monument Park. He would play nine games that season. He was recently traded to the Texas Rangers.

At UTA, Roberts was named the 2003 SLC Player of the Year after earning the league's newcomer of the year award the season before. He set single-season records for hits (97), RBIs (69), runs scored (69) and extra-base hits (42), while also holding the career mark for batting average (.393).

Year	GP	Avg.	AB	R	H	2B	3B	HR	RBI	BB	SO	SB	
Blue Jays	2006	9	.077	13	1	1	0	0	1	1	1	4	0-0
Blue Jays	2007	8	.077	13	2	1	0	0	0	0	2	7	0-0
Totals	17	.077	26	3	2	0	0	1	1	3	11	0-0	

30 Butch McBroom

Feb. 5, 2000



The first number retired by the Texas-Arlington baseball program was the No. 30 belonging to long-time head coach Marvin "Butch" McBroom. McBroom was associated with The University of Texas at Arlington's baseball team longer than anyone in the history of the program. The team's head coach from 1974-1999, McBroom won two Southland Conference championships and took his team to the NCAA Regionals in 1990 and 1992. McBroom roamed the Mavericks' dugout for 26 of his 33 year coaching career, winning 756 games in a UTA uniform. Among the honors McBroom received during his distinguished career were NCAA South Central Region Coach of the Year in 1990 and four SLC Coach of the Year awards. He posted 14 consecutive 30-plus win seasons and helped produce 65 players who moved on to the professional ranks, 48 who became coaches and 46 who earned All-SLC honors in a UTA uniform. Over the course of his collegiate coaching career, which also included two years at Union (Tenn.) University, McBroom won 804 games. McBroom also spent five years coaching in the high school ranks. The former Baylor graduate standout catcher was inducted into the UTA Athletic Hall of Honor on Sept. 25, 2004.


8 Clay Gould

Feb. 17, 2002



Clay Gould's jersey No. 8 joined the number of his former coach, Butch McBroom, on the outfield wall at Allan Saxe Stadium (now Clay Gould Ballpark) on Feb. 17, 2002. A former Mavericks player and coach, Gould won championships in both capacities. As a player, Gould was the SLC Player of the Year in 1993 and was nominated for USA Baseball's Golden Spikes Award, presented to the nation's outstanding player. He led the Mavericks to NCAA Regional appearances as a player in 1990 and 1992. Gould was an assistant coach at UTA from 1997-1999 before being named as the school's fourth head coach in 2000. His 2001 Mavericks won the Southland Conference Tournament and advanced to the NCAA Regionals, making Gould the only member of all three of UTA's regional teams. He was named Co-Coach of the Year in the South Central Region by the American Baseball Coaches Association in 2001. Gould passed away on June 23, 2001 after a courageous battle with cancer, but his memory lives on in the hearts of all who knew him.

Butch McBroom and Clay Gould are the first two Mavericks to have their baseball jersey numbers retired. McBroom won 756 games as UTA's head coach, while Gould won championships as a Mavericks player and coach.



Clay Gould Ballpark

For years, UT Arlington enjoyed playing on one of the most well-manicured baseball fields in the country. Now, as the Mavericks enjoy their 33rd season in the same location, the team and its fans are reaping the benefits of a major renovation to the stadium.

Prior to the start of the 2003 season, renovations to the stadium were completed that feature a brand new grand entranceway and added seating to boost the capacity to 1,600.

The facility received a new state-of-the-art lighting system which allows the Mavericks the ability to play night baseball.

The ballpark was re-named Clay Gould Ballpark on April 26, 2003, after the former standout player and coach at UTA. The name change was at the suggestion of Dr. Allan Saxe, an associate professor of political science at UTA, whom the ballpark was previously named for.

In front of a crowd of nearly 1,000 people, the name change officially took place and Gould's widow, Julie, and daughter, Logan, unveiled a memorial of Clay Gould on the outside wall of the main entranceway.

Clay Gould Ballpark also features a state-of-the-art press box and message-center scoreboard.

Prior to the latest renovations, the last additions to the stadium took place in 1999, when a new three-foot high brick wall that spans from dugout to dugout was added, along with a new net backstop. But more renovations are on the horizon, with a new outfield wall and a new batter's eye on the drawing board.

The stadium was named for Saxe, after his overwhelming generosity made it possible for UTA to continue its development of one of the finest facilities in the NCAA.

The stadium was originally opened in 1974 as the Mavericks hosted Texas Christian University in what became the UTA debut of head coach Butch McBroom.

In 34 seasons, the Mavericks established the Arlington Athletic Center as one of the toughest places for a visiting team in the country. Since 1974, the Mavericks have averaged 20 wins per season at home. In all, UTA has won 640 games, while losing just 346 for a .649 home field winning percentage.

In 1986, the center was completely renovated. The entire field was sprigged with a fine natural turf (Hybrid Bermuda Tiff 419). A hydraulic powered irrigation system was installed while the surface was totally re-sloped. A new infield dirt mixture was applied along with the addition of a warning track surrounding the field.



Maverick fans are greeted with a new entranceway that was constructed before the start of the 2003 season.

UTA's coaching staff serves as the head groundskeepers. With the help of the Maverick baseball players, Clay Gould Ballpark is now considered one of the finest playing surfaces in the Southwest. Besides UTA baseball, the diamond has played host to the Texas State Junior College Tournament and the state Connie Mack and American Legion Tournaments as well as numerous high school playoff games. It also served as the venue for Major-League tryout camps.

Nolan Ryan, Alex Rodriguez, Roger Clemens and Ozzie Smith have made appearances at the Ballpark for individual workouts, commercials, camps and clinics.

The Clay Gould Ballpark complex also includes three remodeled astro-turfed batting cages and a 10-foot padded wall.

The field, which is equipped with lights, has dimensions of 330 feet down the lines, 380 feet into the power alleys and 400 feet to straight away center field.


The ballpark saw its largest crowd on April 20, 2004, when 1,388 fans packed the park to see the Mavs take on Texas A&M. The home team treated the fans with a three-run ninth inning in a 5-4 victory.

CLAY GOULD BALLPARK QUICK FACT

The ballpark saw its largest crowd on April 20, 2004, when 1,388 fans packed the park to see the Mavericks take on Texas A&M. The home team treated the turnout with a three-run ninth inning to beat the Aggies, 5-4.

The Home Field Record

Year	Won	Lost	Pct.
1974	14	11	.560
1975	17	13	.567
1976	19	7	.731
1977	13	22	.371
1978	22	10	.688
1979	14	10	.583
1980	28	13	.683
1981	30	8	.789
1982	32	5	.865
1983	20	13	.606
1984	26	3	.897
1985	29	12	.707
1986	19	12	.613
1987	24	7	.774
1988	20	9	.690
1989	21	10	.677
1990	23	9	.719
1991	23	11	.676
1992	26	3	.896
1993	24	6	.800
1994	17	16	.515
1995	18	16	.529
1996	17	14	.584
1997	15	15	.500
1998	13	13	.500
1999	15	15	.500
2000	15	14	.517
2001	18	12	.600
2002	22	7	.759
2003	13	4	.765
2004	21	11	.656
2005	12	15	.444
2006	14	12	.538
2007	12	17	.480
Total	666	375	.640



A memorial of the late Clay Gould adorns the outside wall of the grand entranceway to the Ballpark.



Members from John Bird Aerial Photography hover over Clay Gould Ballpark for dedication day on April 26, 2003. As a tribute to the late Clay Gould, his retired No. 8 was cut into the outfield grass in center field.

15th Annual Baseball Alumni Golf Tournament



Callaway GOLF	
UTA BASEBALL Sept 28	
BUTCH SMITH	60
M. J. JIYON	
GAY HEERY	56
NEWBERN	
OSARIO	56
MCKENNE	
HECK	
KUENTZ	
HUNCAKER	62
DIFFER	
DIVON	
SEITON	55
M. MAHLEN	
ASPRION	
JENNINGS	61
FARRAR	
COX	
ISBROW	
MILLER	55
KIOZA	
POWELL	64
KNOWLES	
ELLI	
JASON	


Callaway GOLF	
UTA BASEBALL	
DAVERN	
MARDUX	55
GIMBLE	
WOODY	
HILTON	62
OSTERLOH	
NEINAST	
FLORES	62
LANCASTER	
GAZE	
SOBEZAK	
KOPELKY	
MASSA	55
STEWART	
SKILLMAN	
MEGEE	
INGLESTON	62
SEKERSON	
GARZA	
WATSON	
LENN'S	
FATHIG	60
BRADLEY	
SEBERLICH	
TOLY	60
KENNEDY	
HEZE	
HENDRICKS	
MARLEY	
ELGAN	
PARAMO	53

Callaway GOLF	
UTA BASEBALL	
Contest Holes	
LONG DRIVE #1	
JOHN MAREK	
CLOSEST TO PIN #5	
ROY MILLER	
CLOSEST TO PIN #13	
MENSING	
LONG DRIVE #17	
ROGER LANCASTER	

The 15th Annual Baseball Alumni Golf Tournament was held Friday, Sept. 28 at Riverside Golf Club. Sixty-two players participated in the event and enjoyed 82 degrees and sunshine. Tournament champions were John Marek (1989-90), Justin Reagan (1988-90) and Paul Paramo (1989-90). Special thanks goes to the tournament co-sponsors: Danny Smith (1978-81) and Bruce Kelley (1978-81).



25th Annual Baseball Alumni Game



MVP: David Mitties (1992-93)



OUTSTANDING PITCHER: Rene Asprion (1990-94)



Photos by Tony Burken



FASTEST PITCH: Jarrett Garza (2000-02)



HR DERBY CHAMP: Brandon Watson (2002-02)

Be A Part Of The 2008 Baseball Alumni Weekend. Call 817-272-2215 For Details



All-Time Letterwinners

A

David Abernathy	1981
Jim Abt	1969-70
Joel Alvarado	2001
Eric Ames	1999
Matt Anderson	1999-2000-01
Robert Anguiano	1996
Lindsey Armstrong	1985
Chad Ashlock	1999
Rene Aspiron	1993-1994
Sam Austin	1991-92
Cary Avants	2004
Jamie Ayala	1985

B

Paul Banas	1985-86
Kasey Baker	2003-04
Ron Barnett	1974-75-76
Aaron Battle	2003-04-05
Justin Batson	1996-97
Jake Baxter	2004-05
David Beal	1972
Gary Bearden	1972-73-74
Mike Benavidez	1994-1995
Randy Bench	1977-78-79-80
Mike Bird	1986
Robin Black	1976-77
Larry Bolster	1971-72-73
Jason Borghese	1996
Dustin Bozarth	2002-03
Mike Bradley	1999
B.J. Brandenberger	2002-03
Derek Brehm	2003-04
Stan Brewer	1980-81-82
Austin Bridges	2006
Paul Bruder	2003-04
Creighton Bryan	2000
Bobby Brown	1990
Wade Bruton	1998
Tracey Bullard	1982-83
Jack Burgess	1974-75
Chuck Burnes	1981-82-83-84
P.J. Burns	2007
Jeff Burrow	1988-89-90-91
Ben Burum	2006-07
Pat Bush	1997



Mark Lowe, UTA Letterwinner, 2004

C

Ruben Camacho	1995-96
Kendal Carrillo	2007
Todd Carruthers	1987-88
Terry Caruthers	1970
Al Carter	1969
Erik Cartmill	2006
Derek Cheatham	1993
Ken Clark	1971-72-73
John Cleaveland	2007
Pat Cleveland	1987-88
Austin Coan	2007
Charlie Coffey	2001-02-03
Ashley Colburn	1997
Josh Condon	2003
Aaron Cook	2004
Jim Cooney	1993, 1994
Keith Coover	1981-82-83-84
Randy Cornejo	2006
Ron Cox	1975
Todd Cox	1983-84-85
Kelly Crosby	1999-2000
Curt Culbertson	1980-81-82
Shane Currin	1989-90-91
Ricky Cyr	1976

D

Gary Darst	1983-84
Shane Davenport	1993-1994
John-Paul Davis	1998-2000
Steve Dearman	1978-79-80
Tim Deery	1987
Robby Deevers	2002-03
John Deller	1986-87-88-89
Wes Detwiler	2002-03
Whoa Dill	1998-2000
Jay Dixon	1995
Brad Dodge	1991-92
Robert Don	1977-78
Eamonn Donovan	2007
Chad Duffer	1995-96
Doug Durrwachter	1991-92-93

E

Duane Easterling	1977-78
Ty Edelen	1999
Brandon Endsley	2006-07
Dave Engelson	2001-02
Travis Erard	1997-98
Charlie Everett	1981

F

Steve Fairbanks	1992
Dillon Farish	2004-05
Greg Farnik	1985-86
Cody Farr	1993-1994
Mark Farrar	1981-82-83-84
Wayne Farrar	1975
Lyle Fattig	1997-98
Clint Faught	2000, 2002
Greg Faught	1985
Jared Ferrans	2000
Jerry Fisher	2006
Bobby Flores	1973-74-75-76
Shawn Floyd	1997-98
Ryan Foley	2000
John Ford	1981-82-83
Steve Foster	1987-88

Rodney Fowler	1985-86-87
Robert Frusha	1974
Henery Fulkerson	1969-70

G

Kyle Gainley	2006
Don Gaither	1981
Julio Garcia	1982
Michael Gardner	2003-04-05
Collin Garner	2006-07
Jason Garrett	1994-1995
Jarrett Garza	2001-02
Javier Garza	1983-84
Michael Garza	2003-04
Chris Gay	1989-90-91-92
Dillon Gee	2005-06-07
Todd George	2000
Gerard Giustino	1988-89
Randy Glaze	1995-96
Roland Gonzalez	1985-86
Clay Gould	1990-91-92-93
Calvin Gray	1982
A.C. Greaves	2001
Ronnie Green	1969-70
Joe Guidry	1989-90-91
Ben Grundhauser	1999-2000
Harvey Guthrey	1969-72
Ian Gutierrez	1998-99

H

Jeremiah Haar	2005
Todd Hale	1983-84
Lawrence Hanlon	1989-90-91
Craig Happel	1980-81
R.J. Harris	2007
Jim Hartman	1986-87-88
Darrell Harton	1983
Karl Heckendorn	1992-93
Kyle Heine	1997-98
Daniel Henderson	1997
K.J. Hendricks	2001-02
John Henricksen	1993, 1994
J.T. Herak	1999



Ryan Roberts, UTA Letterwinner, 2002-03

All-Time Letterwinners

Larry Hess	1987
David Hicks	1977-78
Lawrence Hicks	1972-73
Cortney Hill	2000
Robert Hill	1970-71-72-73
Trey Hillman	1982-83-84-85
Barry Hilton	1975-76
Hector Hinojosa	1988,90-91
Stephon Hodge	1986-87
Johnny Hodges	1972
Paul Hoelscher	1988
Michael Holly	1985-86
Trey Holt	1977-78
George Honsaker	1995-96
Allan Hough	1976-77-78
Derek Howell	1989
Mark Howell	1986
Brent Hughes	1994
Mike Hurd	2000

J

Aaron Jackson	2001
Jerald Jackson	1986
Craig Jennings	1982-83-84-85
Josh Jezek	2000-01
Scott Johnston	1982
Lee Jones	1990, 92
Rusty Jones	1978-79

K

John Karant	1995-96
Bruce Kelly	1979-80
Louis Kelly	1985
Jimmy Kelley	1970-71-72-73
Joe Kennedy	1999-2000
Brent Kinman	1977,79
Cliff Knowles	1974-75-76
Michael Kopecky	1997-98
Curtis Kouba	1978-79-80-81
Tim Krejci	1991-92
Mike Krieg	1982-83-84-85
Michael Kuentz	1996
Terry Kunkel	1978
Eric Kunz	1992



Dillon Gee, UTA Letterwinner, 2005-07

L

John Lackey	1998
Micah Ladd	2001
Norman Lampkins	1980
Roger Lancaster	1996-97
Jason LaPoint	1990-91-93
Ed LeBoeuf	1988-89
Daniel Lenihan	2003-04
Brett Lewis	2004-05
Jason Lewis	1997-98
Matt Lindenmeyer	2002
Mike Linke	1976-77
Tim Linville	1997
Charlie Llewellyn	1990-91-92-93
Nathan Long	2006-07
Mark Lowe	2004
Pierce Loveless	2000-01-02-03
Ronnie Lucas	1969
Kraig Luckenbill	1985

M

Daniel Macha	2004-05
Pat Malone	1999
Marc Manwarren	1995
John Marek	1990
Bruce Marshall	1976-77
Tripp Marston	1982-83
Billy Martin	1995-96-97-98
Craig Martin	1998-99-2000-01
Ryan Martin	2006-07
Joe Massa	1969-70-71-72
David Masters	2007
Scott Maynard	1983-84
Brad Maxwell	1996
Chad McBroom	1995-96-97
Robert McCallum	1982-83-84
Bill McConnell	1974
Jim McCoy	1977-78
Randy McDonald	1981
Sandy McGee	1969
Tim McJilton	1978-79-80-81
David McLeod	2005-06-07
Keith McMahan	1993
Josh McSpadden	2004-05
Paul Meador	1994
Mark Medina	1978-79
Mike Meek	1984-85
Jack Melton	1995-96-97
Shawn Menke	2002
Wade Mensing	1992-93
Don Meredith	1991-92
Gene Merrell	1969-70
Mark Merrill	1973-74-75
Richard Messer	1985
Frank Meyers	1976-77
Rob Michelson	1976
Mike Miller	1987
Roy Miller	1995-96
Tim Miller	2001
Chris Minissale	2001-02
T.K. Minzak	1996
Duane Mitchell	1980-81-82-83
Steve Mitchell	1970-71-72
David Mitteis	1993
Matt Mize	1998-99
John Mocek	1974-75-76-77
Adam Moore	2006
Ricky Dan Moore	1977-78
Jesus Morillo	2001-02
Chris Mosley	1986

Todd Mraz	1986-87-88
Danny Murray	1996
Doug Myres	1986-87

N

John Neinast	1973-74-75-76
Cary Nelson	2005
Ryan Nelson	2004-05
Levi Ness	2000-01
David Newby	2006-07
Joe Newman	2005
Robbie Nicholson	1997-99
Jeff Nollen	2007

O

Chris Olson	1996
Daniel Ortmeier	2000-01-02
Doug Osterloh	1974-75
Matt Otteman	2007
Mark Otto	1985
Dave Owen	1977-78-79

P

Dennis Padgett	1974
Mike Palazzini	1974-75
Paul Paramo	1989-90
Doug Patty	1994
Gary Paul	1990
Hunter Pence	2003-04
Roger Piacenti	1982-83
Blake Pierson	2003-04-05
Bruce Pool	1991-92
Ken Porterfield	1994
Marc Poss	1974-75
Chris Powell	1976
Howard Prager	1986-87-88-89
Bill Pratt	1978
Darrell Preston	2001-02-03-04
Josh Prince	1995-
Melvin Pugh	1974
Chris Pulido	1994-1995
Aaron Pullin	2000-01-02-03
Mitch Putman	2007



Hunter Pence, UTA Letterwinner, 2003-04

R

Leo Radkowski	2007
James Rains	1984-85-86-87
Junior Ramirez	2001
Brian Reagan	1994-1995
Justin Regan	1988-89-90
Craig Rich	1994
Ryan Riddle	2006
Daniel Rieder	2006-07
Chris Roberts	1995
Ryan Roberts	2002-03
Paul Robinson	1980-81
Jeff Rodgers	1980
David Rodriguez	1985-86
Price Rogers	1996
Keith Romere	1979
Ken Rose	1981-82-83-84
William Rose	1990-91-92
Steve Roznos	1985
Jose Rubiera	1990-91
Roy Rudawick	1987
Kyle Rudy	2006-07
Dane Ryan	2004-05

S

Shain Sackett	1989-90
Lonnie Salyers	1970-71-72-73
Cade Sanchez	1998-99
Matthew Sartor	2006-07
John Sauerhage	1983
Andy Sauter	2007
Dave Scallan	1991
Raymond Schuster	1987-88-89
Erik Seiberlich	1997-98-99
Jason Severson	2001-02
Scott Sexton	1992-93-95
Mark Shephard	1997-98
Jimmy Shewmake	1973-74-76
Randy Shipman	1985
Mark Shoop	1987, 89
Rob Siek	1975
Colt Simon	2007
Bobby Sims	1970-71-72
Dan Sims	1996-97
James Sinor	1994
Brent Skillman	1969-70-71-72
Matt Skinner	1984-85
Danny Slinkman	2006-07
Danny Smith	1978-79-80-81
Dewitt Smith	2000
James Smith	2006
Jason Smith	1990, 92-93
Kyle Smith	1990-91
Rahn Smith	1996-97-98
Michael Snapp	2001-02-03-04
David Sobczak	1996-97-98-99
Mike Spain	1969
Matt Splawn	1995-96
Jeff Stephens	1990-91-92-93
Justin Stevens	2005-06
Jimmy Stewart	1970-71-72-73
Paul Stovall	1995
Ricky Stover	2003
Steve Sullivan	1983-84
Garry Sutherland	1975-76
Greg Sutphin	1982
Jeff Swope	1981-82

406

All-time Letterwinners

45

Four-year Letterwinners

Bold indicates four-year letterwinners

T

Brian Tambone	1995
Chris Taylor	2006-07
Chris Taylor	2003
Jerald Templin	1974
Ken Thomas	1996
Kyle Thomason	2005-06
Randy Thorpe	1978-79-80-81
Judd Thrower	1999
Todd Toomer	1992
Victor Toro	1980
Ricky Trussell	1980-81
Jimmy Turner	1973
Ricky Turner	1978-79-80
Rocky Turner	1993-1994
Terry Twomey	1970-71



Adam Moore, UTA Letterwinner, 2006

U

David Upchurch	1994
Mike Ulring	1990

V

Ernie Valamides	1978-79
Richard Valenta	1977-78-79-80
Grant Varnell	2004-05
Pat Varni	1986-87-88-89
Dennis Vazzi	1974-75-76
Tony Vilaros	1989-90
Jorge Villalba	1981
Mark Visosky	1973-74-75-76

W

Mark Wade	1978-79
Joe Wakeland	1974-75
Gary Walker	1978-79
Nathan Warrick	2005
Jason Watkins	1991-92
Steve Watkins	1969
Brandon Watson	2001-02
Gene Watson	1990
Matt Webb	1987-88-89-90
Brad Weber	1989-90
Boomer Welles	2005
Josh Westrom	1995
David Whisonant	1975-76
Mike White	1976-77-78
Wes White	1970-71
Jay Wiederhold	1979-80
Fred Wilburn	1980-81-82-83
Richard Wilkinson	1977-78-79-80
Scott Williams	2002-03-05
Terry Williams	1980
Ted Williams	1984
B.G. Wilson	1993-94-95-96
Brock Wilson	2005-06-07
Tony Wilson	1969-70-71-72
Bob Wingard	1978-79
Robby Winn	2006
Wess Winn	1994-95
Billy Womack	1972-73-74
Brett Wood	1999
Pat Woodruff	1987-88
Barry Worden	1969
Mike Wyant	1973-74

Y

David York	1970-71-72
Othel Young	1984, 86-87

Z

Chet Zachry	1994
Dave Zech	1985
Ted Zeigler	1989

What A Weekend!

The Mavericks opened the 1985 season the weekend of Feb. 16-17 in Austin against the top-ranked Longhorns. Third-baseman Dave Zech led UTA to 14-13 and 7-1 victories in the four-game series. Zech finished with four homers, two doubles and 12 RBI.

Scholarships

Cary Courtwright Scholarship

The Cary Courtwright scholarship was introduced in the 2000-01 academic year. Established in honor of the late Cary Courtwright, who had so generously given to the UTA baseball program for many years, by Mr. Courtwright's family, the scholarship funds one scholarship for the Mavericks baseball squad each year.

Scholarship Winners	
2000-01 recipient:	Darrell Preston
2001-02 recipient:	Darrell Preston
2002-03 recipient:	Darrell Preston
2003-04 recipient:	Darrell Preston
2004-05 recipient:	Dane Ryan
2005-06 recipient:	Jonathan Gutierrez
2006-07 recipient:	David Newby
2007-08 recipient:	Ryan Martin

Butch McBroom Scholarship

Butch McBroom was associated with The University of Texas at Arlington's baseball team longer than anyone in the history of the program. The team's head coach from 1974-1999, McBroom won two Southland Conference championships and took his team to the NCAA Regionals in 1990 and 1992. McBroom roamed the Mavericks' dugout for 26 of his 28 year coaching career, winning 756 games in a UTA uniform. Among the honors McBroom received during his distinguished career were South Central Region Coach of the Year in 1990 and four SLC Coach of the Year awards. He posted 14 consecutive 30-plus win seasons and helped produce 65 players who moved on to the professional ranks, 45 who became coaches and 46 who earned All-SLC honors in a UTA uniform. McBroom was the first person in Maverick baseball history to have his uniform number retired when his No. 30 was permanently placed on the outfield wall at Clay Gould Ballpark.

Scholarship Winners	
2000-01 recipient:	KJ Hendricks
2001-02 recipient:	KJ Hendricks
2002-03 recipient:	Robby Deever
2003-04 recipient:	Aaron Battle
2004-05 recipient:	Michael Gardner
2005-06 recipient:	Kyle Thomason
2006-07 recipient:	Brock Wilson
2007-08 recipient:	Danny Slinkman

Wayne M. Wade Scholarship

The Wayne M. Wade Academic/Athletic Endowed Baseball Scholarship was introduced in the 2004-05 academic year. Established in honor of the late Wayne M. Wade, who was a longtime baseball fan, World War II veteran and worked many years as the manager of Arlington Stadium, former home of the Texas Rangers. The student-athlete must have completed at least 30 hours of course work and maintained a 3.0 grade-point-average. The scholarship donor is Dr. and Mrs. Mark A. Wade, a former pitcher for UTA in the late 1970s and son of the late Mr. Wade.

Scholarship Winners	
2004-05 recipient:	Josh McSpadden
2005-06 recipient:	David McLeod
2006-07 recipient:	Collin Garner
2007-08 recipient:	Collin Garner

Clay Gould Scholarship

The University of Texas at Arlington established the Clay Gould Memorial Scholarship in memory of the former Mavericks head coach and All-SLC player who passed away after a courageous battle with cancer on June 23, 2001. As a player, Gould was the SLC Player of the Year in 1993 and was nominated for USA Baseball's Golden Spikes Award, presented to the nation's outstanding player. He led the Mavericks to NCAA Regional appearances as a player in 1990 and 1992. Gould was an assistant coach at UTA from 1997-1999 before being named as the school's fourth head coach in 2000. His 2001 Mavericks won the SLC and advanced to the NCAA Regionals, making Gould the only member of all three of UTA's regional teams. He was named Co-Coach of the Year in the South Central Region by the American Baseball Coaches Association in 2001. His No. 8 was retired by UTA on Feb. 17, 2002.

Scholarship Winners	
2002-03 recipient:	BJ Brandenberger
2003-04 recipient:	BJ Brandenberger
2004-05 recipient:	Grant Varnell
2005-06 recipient:	Dillon Gee
2006-07 recipient:	Matthew Otteman
2007-08 recipient:	Brock Wilson

Steve Macko Scholarship

Since the mid-1980s, the UTA baseball program has been enhanced by the generosity and support of Joe and Dorothy Macko. In memory of their son Steve, who was an All-American shortstop at Baylor University and later played with the Chicago Cubs, the Macko family annually hosts events that attract hundreds of athletes. The proceeds from these events have created scholarships for baseball players at UTA, Baylor, Texas Wesleyan, McLennan County Junior College and Dallas Bishop Lynch High School. The Macko family has been great supporters of high school and college baseball for many years. Joe Macko is a veteran of 54 years in professional baseball. He hit 306 home runs during a 15 year minor league career and spent 30 years as equipment and clubhouse manager for the Texas Rangers.

Scholarship Winners	
2000-01 recipient:	Daniel Ortmeier
2001-02 recipient:	Daniel Ortmeier
2002-03 recipient:	Wes Detwiler
2003-04 recipient:	Josh McSpadden
2004-05 recipient:	Aaron Battle
2005-06 recipient:	James Smith
2006-07 recipient:	Danny Slinkman
2007-08 recipient:	Matthew Otteman

James V. Leggett Jr. Scholarship

The James V. Leggett Jr. Academic/Athletic Endowed Baseball Scholarship was established in the 2004-05 academic year in honor of James V. Leggett Jr., a local business entrepreneur who had a long history of supporting various charities and educational projects. The scholarship was formed by family and friends of Leggett. The student-athlete must also major in business or a related field.

Scholarship Winners	
2004-05 recipient:	Blake Pierson
2005-06 recipient:	Brock Wilson
2006-07 recipient:	Brandon Endsley
2007-08 recipient:	Brandon Endsley