

# 2026 UTAH GYMNASTICS



# MEDIA GUIDE



# CONTENTS

<b>COVER</b> .....	<b>1</b>	<b>COACH / STAFF PROFILES</b> .....	<b>26</b>
Contents .....	2	Head Coach Carly Dockendorf .....	27-28
NCAA Leaderboard .....	3	Assistant Coach Jimmy Pratt .....	29
Attendance Records .....	4	Assistant Coach Mike Hunger .....	30
Over 50 Years of Utah Gymnastics .....	5	Assistant Coach Myia Hambrick .....	30-31
Follow The Red Rocks/ 2026 Schedule .....	6	Student Assistant Coach Grace McCallum .....	31
2026 Roster/Pronunciation .....	7	Gymnastics Staff .....	32
2026 Personnel .....	7	<b>REVIEW / OPPONENTS</b> .....	<b>33</b>
<b>ATHLETE PROFILES</b> .....	<b>8</b>	2025 in Review .....	34-35
Norah Christian .....	9	Series Records .....	36
Sage Curtis .....	10	Series vs. Opponents .....	37-42
Elizabeth Gantner .....	11	<b>RECORDS / AWARDS</b> .....	<b>43</b>
Ashley Glynn .....	12	Utah Records .....	44-45
Zoe Johnson .....	13	All-Time 10.0 Scores .....	46
Olivia Kennedy .....	14	Highest Honors .....	47
Sarah Krump .....	15	Utah Award Winners .....	48-49
Avery Neff .....	16	Letterwinners .....	50-51
Ana Padurariu .....	17	Pac-12 Championships & Awards .....	52-55
Clara Raposo .....	18	Big 12 Championships & Awards .....	56
Abby Ryssman .....	19	Utah NCAA Champions .....	57
Makenna Smith .....	20	Utah All-Americans .....	58-60
Poppy-Grace Stickler .....	21	<b>RESULTS</b> .....	<b>61</b>
Bailey Stroud .....	22	Regular Season Results .....	62-70
Camie Winger .....	23	Regional Finishes .....	71-74
Ella Zirbes .....	24	National Championship Finishes .....	75-81



INFORMATION

ATHLETE PROFILES

COACHES AND STAFF

REVIEW / OPPONENTS

RECORDS / AWARDS

RESULTS

HERE'S UTAH

# NCAA LEADERBOARD

## NATIONAL CHAMPIONSHIP APPEARANCES

Team	*Total	NCAA	Super Six/ Final Four
Utah	49	43	26
Florida	42	41	20
Alabama	40	40	23
UCLA	37	37	23
Georgia	35	35	20
LSU	35	34	11
Oregon State	29	26	2
Nebraska	26	26	12
Michigan	26	26	11
Arizona State	24	19	3
Penn State	24	17	0
Oklahoma	24	24	13
Stanford	17	17	7
Cal State-Fullerton	13	7	0
Arizona	10	10	1
Brigham Young	10	8	0
Arkansas	9	9	2
Ohio State	7	7	0
Washington	7	7	0
Auburn	6	6	3
Minnesota	6	6	0
Denver	6	6	1
California	6	6	1
Clarion	4	0	0
Southwest Mo. State	4	0	0
USC	4	0	0
Illinois	4	4	0
Missouri	3	3	1
Iowa State	3	3	1
Louisville	3	0	0
Massachusetts	3	0	0
West Virginia	3	3	0
Michigan State	2	2	0
Iowa	2	2	0
Kentucky	2	2	0
Oklahoma State	2	1	0
Utah State	2	1	0
Indiana State	2	0	0

Southern Illinois	2	0	0
Kent State	1	1	0
New Hampshire	1	1	0
Towson	1	1	0
North Carolina State	1	1	0
Jacksonville State	1	0	0
Nevada	1	0	0
Pittsburgh	1	0	0

\*Includes AIAW from 1976-81; NCAA began in 1982; Super Six 1993-2018; NCAA Championships began eight-team format in 2019

## TEAM NATIONAL CHAMPIONSHIPS

Team	*Total	NCAA
Georgia	10	10
Utah	*10	9
Oklahoma	7	7
UCLA	7	7
Alabama	6	6
Florida	3	3
Michigan	1	1
LSU	1	1

\*Includes 1981 AIAW Championship

## NCAA INDIVIDUAL CHAMPIONS

UCLA	46
Georgia	42
Utah	32
Alabama	29
Florida	25
Oklahoma	25
LSU	18
Arizona State	10
Michigan	9
Kentucky	8
Oregon State	6
Nebraska	5
Stanford	6
Arizona	2
Arkansas	2
Auburn	2
Denver	2
Massachusetts	2
Washington	2
Bowling Green	1
California	1
Cal State Fullerton	1
Minnesota	1
Penn State	1
Pittsburgh	1
Missouri	1

## NCAA CHAMPIONSHIPS' ALL-AMERICANS

Utah	413
Georgia	360
UCLA	353
Alabama	347
Florida	305
Michigan	213
LSU	204
Oklahoma	204
Nebraska	165
Oregon State	113
Stanford	111
Penn State	91
Arizona State	75
Arkansas	53
Minnesota	45
Arizona	37
Denver	37
California	31
Kentucky	31
Auburn	28
Iowa State	24
Washington	24
Missouri	21
Brigham Young	20
Illinois	12
Michigan State	9
West Virginia	6
Iowa	6
Boise State	5
Ohio State	4
Southern Utah	3
NC State	2
New Hampshire	1
Utah State	1
Towson	1

## NCAA SUPER SIX^ & FINAL FOUR\* APPEARANCES & FINISHES

Team	'93	'94	'95	'96	'97	'98	'99	'00	'01	'02	'03	'04	'05	'06	'07	'08	'09	'10	'11	'12	'13	'14	'15	'16	'17	'18	'19	'21	'22	'23	'24	'25
Utah (25)	3	1	1	3T				2	5T	4	6	6	3	2	2	2	3	6	5	5			2		5	5		3	3	3	3	4
Alabama (23)	2	2	2T	1		3	3	5	4	1	2	3T	2	3		6	2	3	1	1	3	4	4	3	6							
UCLA (23)	4	5	4	2	1	5	5	1	1	3	1	1	4		4			1	2	3	4			5	4	1	3				2	
Georgia (20)	1	3	5	3T	3	1	1	3	2	2	3	2	1	1	1	1	1				6	5		6								
Florida (19)		6			5	2							5		4	3	4	4	5		2	1	1T	1	4	3	3		4	2	2	4
Oklahoma (13)																			2	3		2	1T	3	1	1	2	1	2	11		1
Nebraska (11)					6		6	4	5T	5	4		6	5	6					4			6			6						
Michigan (11)	4	2T	6	4			2	6	3		5		5							6							1					
LSU (9)																5	6					5	3		2	2	4	2			4	1
Stanford (7)										6		3T			5	3		4		4			5									
Arizona State (3)					2	6	4																									
Auburn (3)	5																							6					4			
Oregon State (2)			6	5																												
Arkansas (2)																5			6													
Arizona (1)	6																															
Denver (1)																											4					
Iowa State (1)													6																			
California (1)																														2		
Missouri (1)																																3

# ATTENDANCE CHAMPS!

## TOP UTAH HOME CROWDS

1.	16,019* vs. Michigan 3-6-15
2.	15,558 vs. Florida, 3-4-11
	15,558 vs. UCLA, 2-18-17
	15,558 vs. Stanford, 3-3-17
	15,558 vs. Washington, 2-3-18
	15,558 vs. Arizona, 2-1-19
	15,558 vs. California, 2-9-19
	15,558 vs. UCLA, 2-23-19
	15,558 vs. Arizona State, 1-24-20
	15,558 vs. Oregon State, 2-15-20
	15,558 vs. Stanford, 3-6-20
	15,558 vs. Arizona, 3-11-23
	15,558 vs. UCLA, 3-15-25
3.	15,552 vs. Georgia, 1-22-10
4.	15,550 vs. Oregon State 1-23-16
5.	15,503 vs. Washington, 2-13-16
6.	15,447 vs. BYU, 3-28-08
7.	15,403 vs. Georgia, 3-12-16
8.	15,326 vs. California, 2-4-17
9.	15,310 vs. BYU, 1-27-12
10.	15,238 vs. Cal State-Fullerton, 2-11-91
11.	15,224 vs. Georgia, 3-15-14
12.	15,208 vs. Georgia, 3-16-18
13.	15,207 vs. Arizona State, 2-9-18
14.	15,202 vs. Stanford, 2-21-15
15.	15,168 vs. Boise State/Washington, 3-6-93

\*NCAA Record

## UTAH'S ATTENDANCE RECORDS

Meet: 16,019\*, Utah vs. Michigan, Mar. 6, 2015  
 Season Average: 15,273\* (2020)  
 NCAA Championships (3 days): 36,655\* (2007)  
 NCAA Championships (2 days): 17,203\* (1983)  
 NCAA Regional Championship: 8,469 (1992)  
 Pac-12 Championships Combined: 23,568^ (2015)  
 Pac-12 Championship 1st Session: 9,166^ (2015)  
 Pac-12 Championship 2nd Session: 14,402^ (2015)

\*NCAA Record; ^Pac-12 Record

## UTAH ATTENDANCE DATA

Crowds in Excess of 16,000: 1  
 Crowds in Excess of 15,000: 32  
 Crowds in Excess of 14,000: 58  
 NCAA Gymnastics Attendance Titles: 37  
 NCAA All-Sport Women's Attendance Titles: 11  
 Season Average since 2010: 14,322  
 Season Average since 2000: 12,933  
 Season Average since 1990: 12,165

## ATTENDANCE CHAMPS BY YEAR

1984	Utah	4,164
1985	Utah	4,719
1986	Utah	4,550
1987	Utah	6,567
1988	Utah	6,361
1989	Utah	7,830
1990	Utah	7,412
1991	Utah	9,714
1992	Utah	12,557
1993	Utah	13,164

1994	Utah	10,511
1995	Utah	10,292
1996	Utah	9,790
1997	Alabama	9,815 (Utah 9,773)
1998	Utah	10,211
1999	Utah	10,568
2000	Utah	9,808
2001	Georgia	9,855 (Utah 9,594)
2002	Utah	9,921
2003	Utah	9,851
2004	Alabama	10,274 (Utah 10,125)
2005	Utah	11,300
2006	Utah	12,747
2007	Utah	11,297
2008	Utah	12,771
2009	Utah	13,861
2010	Utah	14,213#
2011	Utah	13,503#
2012	Utah	14,352
2013	Utah	14,349#
2014	Utah	14,376#
2015	Utah	14,950#
2016	Utah	14,928#
2017	Utah	15,244#
2018	Utah	15,139#
2019	Utah	14,842#
2020	Utah	15,273#*
2022	LSU	11,691 (Utah 11,595)
2023	Utah	13,427#
2024	LSU	12,590 (Utah 12,522)
2025	LSU	13,157 (Utah 12,877)

\*NCAA Gymnastics Record

#NCAA Women's All-Sports Attendance Leader

## NCAA CHAMPIONSHIPS ATTENDANCE

Two-Day Totals (1982-92, 2016-19)

Year	Location	Attendance
1982	Salt Lake City	14,030
1983	Salt Lake City	17,203
1984	Los Angeles	9,562
1985	Salt Lake City	13,844
1986	Gainesville, Fla.	14,299
1987	Salt Lake City	16,470
1988	Salt Lake City	12,325
1989	Athens, Ga.	9,078
1990	Corvallis, Ore.	16,867
1991	Tuscaloosa, Ala.	15,284
1992	Minneapolis	14,377
2016	Ft. Worth, Texas	16,567
2017	St. Louis, Mo.	16,791
2018	St. Louis, Mo.	17,582
2019	Ft. Worth, Texas	22,109

Three-Day Totals (1993-2015)


Year	Location	Attendance
1993	Corvallis, Ore.	16,092
1994	Salt Lake City	29,172
1995	Athens, Ga.	20,999
1996	Tuscaloosa, Ala.	29,467
1997	Gainesville, Fla.	22,699
1998	Los Angeles	13,413
1999	Salt Lake City	25,631

2000	Boise, Idaho	18,992
2001	Athens, Ga.	20,331
2002	Tuscaloosa, Ala.	22,987
2003	Lincoln, Neb.	18,902
2004	Los Angeles	18,477
2005	Auburn, Ala.	11,959
2006	Corvallis, Ore.	15,583
2007	Salt Lake City	*36,655
2008	Athens, Ga.	34,600
2009	Lincoln, Neb.	12,527
2010	Gainesville, Fla.	15,026
2011	Cleveland	12,430
2012	Duluth, Ga.	17,811
2013	Los Angeles	11,773
2014	Birmingham, Ala.	25,906
2015	Ft. Worth, Texas	13,945


\*Record for Three-Day Format

## 2025 GYMNASTICS ATTENDANCE LEADERS

1.	LSU	13,157
2.	Utah	12,877
3.	Alabama	9,757
4.	Georgia	9,193
5.	UCLA	9,185
6.	Auburn	9,121
7.	Oklahoma	8,761
8.	Clemson	8,369
9.	Florida	8,299
10.	Arkansas	7,915
11.	Michigan	5,841
12.	Oregon State	5,778
13.	Kentucky	5,126
14.	Denver	4,781
15.	Washington	3,904
16.	Iowa State	3,769
17.	Missouri	3,671
18.	BYU	3,231
19.	Minnesota	3,224
20.	Ohio State	3,061



# OVER 50 YEARS OF UTAH GYMNASTICS



## RED ROCKS THROUGH THE YEARS

The University of Utah Red Rocks are unlike any other collegiate gymnastics program nationwide. With over 50 years of dominance across the sport, the Red Rocks have won 10 national championships and appeared in a record 49 National Championship meets, dating back to 1976. The Red Rocks lead the nation with 43 NCAA Championship appearances, 25 Super Six appearances, and five straight Final Four appearances with four consecutive third-place finishes from 2021 through 2024, and one fourth-place finish in 2025. Setting the standard around the sport, the Red Rocks boast 32 NCAA individual champions, and 413 All-Americans.

Part of what makes a Red Rocks event so spectacular is the 15,000+ fans in attendance at the Jon M. Huntsman Center. Utah has been crowned the women's gymnastics attendance champion 35 times since 1984, setting a new attendance average record in 2020 with 15,273 fans. Crowds have been amazed by powerful gymnastics and flawless routines, as Utah has amassed 114 perfect scores with 83 of those performances coming at home.

Not only has Utah dominated the collegiate stage, but the Red Rocks have taken over the international competition, boasting an alumni base of 10 Olympians, representing four different countries, and competing at seven summer games from 1984 in Los Angeles to the 2020 Tokyo games.



INFORMATION

ATHLETE PROFILES

COACHES AND STAFF

REVIEW / O'PONENTS

RECORDS / AWARDS

RESULTS

HERE'S UTAH

# FOLLOW THE RED ROCKS

## TELEVISION

Utah Gymnastics is set to make its national TV debut on ABC in 2026, competing in the Sprouts Farmers Market Collegiate Quad at The Maverik Center in West Valley City, Utah. The quad meet features four teams in the top-five of the preseason poll. Utah will also compete against Iowa State on ESPN and UCLA on the Big Ten Network, before preparing for the Big 12 Championships on ESPNU. Overall, the Red Rocks will have seven televised competitions during the regular season.

### 2026 UTAH TV SCHEDULE

Jan. 2	Minnesota/Iowa (H)	7 p.m. MT	ESPN+
Jan. 10	Sprouts Collegiate Quad (N)	2 p.m. MT	ABC
Jan. 12	Best of Utah (N)	7 p.m. MT	ESPN+
Jan. 25	Iowa State (A)	12 p.m. MT	ESPN
Jan. 30	Arizona State (H)	7 p.m. MT	ESPN+
Feb. 6	Arizona (A)	6 p.m. MT	ESPN+
Feb. 13	BYU (H)	7 p.m. MT	ESPN+
Feb. 20	Southern Utah (H)	7 p.m. MT	ESPN+
Mar. 1	Denver (A)	2 p.m. MT	ESPN+
Mar. 7	West Virginia (H)	3 p.m. MT	ESPN+
Mar. 14	UCLA (A)	8:30 p.m. MT	Big Ten Network
Mar. 21	Big 12 Championship (N)	5 p.m. MT	ESPNU

## UTAH 360

The official mobile app of Utah Athletics is Utah 360. Download it today to unlock a refreshed game-day experience that offers access to news and information, schedules, rosters, stats and behind-the-scenes videos, and allows fans to buy and manage game tickets and order concessions straight from their mobile device. Add it today, access your game tickets and download them to your smartphone's wallet to make yourself game-day ready.

## UTAHUTES.COM

Visit UtahUtes.com for complete information on Utah gymnastics, including roster, schedule, coach and athlete bios, latest meet information and statistics, links to live meet video streaming, and more.

## CONNECT ON SOCIAL MEDIA

The Utah gymnastics team, under the handle UtahGymnastics, enjoys a robust following on the social media sites Facebook (60,000), Instagram (115,000) and YouTube.

In addition, the Utah gymnastics team is regularly featured on Utah's main athletics social media sites, which boast nearly 200,000 Facebook fans, 125,800 Twitter followers and 87,100 Instagram followers. Other Utah athletics social sites that cover Utah gymnastics include YouTube and TikTok.

## FOLLOW UTAH GYMNASTICS



FACEBOOK @Utahgymnastics



TIKTOK @utahgymnastics



INSTAGRAM @utahgymnastics

## FOLLOW UTAH ATHLETICS



TWITTER @utahathletics



FACEBOOK @utahathletics



YOUTUBE @utahathletics



INSTAGRAM @utahathletics



TIKTOK @utahathletics



ESPN's Laura Rutledge interviews MyKayla Skinner following the Utes' first regular-season appearance on the ESPN family of networks in 2017.

# 2026 ROSTER AND PERSONNEL

## 2026 UTAH GYMNASTICS ROSTER & PRONUNCIATION GUIDE

Name	Height	Year	Hometown	Previous School / Club
Norah Christian	5-3	Fr.	Bremerton, Wash.	Washington Connection Academy/ Elite Gymnastics West
Sage Curtis	4-11	Fr.	Riverton, Utah	Riverton High School/Olympus Gymnastics
Elizabeth Gantner	4-11	Jr.	Indianapolis, Ind.	Roncalli HS / JPAC (Jaycie Phelps Athletic Center)
Ashley Glynn	5-2	Sr.	Hockessin, Del.	Conrad Schools of Science (Temple) / First State Gymnastics
Zoe Johnson	5-1	So.	Durham, N.C.	Eno River Academy / Sonshine Gymnastics
Olivia Kennedy	5-3	Jr.	Maryville, Tenn.	Bridgeway HS / Georgia Elite Gymnastics
Sarah Krump	4-10	Sr.	Las Vegas, Nev.	Odyssey Charter School / Brown's Gymnastics
Avery Neff	5-4	So.	South Jordan, Utah	Bingham HS / Olympus Gymnastics
Ana Padurariu (paw-doo-rare-ee-you)	5-3	Sr.	Whitby, Ontario, Can.	Sinclair Secondary School (UCLA) / Gemini Gymnastics
Clara Raposo (ruh-pose-oh)	5-1	So.	Toronto, Canada	Mississauga Secondary School / East York Gymnastics
Abbi Ryssman (riss-man)	5-1	Fr.	Rochester, Minn.	Rochester Century High School/Flips Gymnastics
Makenna Smith	5-3	Sr.	Albuquerque, N.M.	Rio Rancho Cyber Academy / Gold Cup Gymnastics
Poppy-Grace Stickler	5-3	So.	Cardiff, Wales	Whitchurch HS / Cymru Caerdydd
Bailey Stroud	5-4	Fr.	New Palestine, Ind.	Greenfield Central High School/Jaycie Phelps Athletic
Camie Winger	5-3	So.	Orem, Utah	Timpanogos HS / Bold Gymnastics
Ella Zirbes (zir-bess)	5-2	So.	Stillwater, Minn.	Stillwater Area HS / Flips Gymnastics

### UTAH COACHES

Head Coach

Carly Dockendorf (3rd year/9th overall)

Utah Record: 54-1-15

Career Record: Same

Assistant Coach

Jimmy Pratt (5th year)

Assistant Coach

Mike Hunger (2nd year)

Assistant Coach

Myia Hambrick (3rd year/5th overall)

Grad Assistant Coach

Grace McCallum (1st year/1st overall)

### GYMNASTICS SUPPORT STAFF

Chief of Staff: Mady White

Operations Specialist: Maile O'Keefe

Communications: Michelle Bodkin

Athletic Trainer: Zeb Callahan

Strength Coach: Cody Lockling

Academic Advisor: Kyndal Robarts Pond

Sport Psychologist: Dr. Nick Galli

Nutritionist: Meredith Price

Student Manager: Ella Wells

Student Manager: Maya Schroeder

### LETTERWINNERS RETURNING (12)

Olivia Kennedy, Sarah Krump, Makenna Smith, Elizabeth Gantner, Camie Winger, Ella Zirbes, Ashley Glynn, Zoe Johnson, Avery Neff, Ana Padurariu, Clara Raposo, Poppy-Grace Stickler

### LETTERWINNERS LOST (4)

Jaedyn Rucker, Jaylene Gilstrap, Grace McCallum, Amelie Morgan

### UTES BY CLASS

Seniors (4)

Ashley Glynn, Sarah Krump, Ana Padurariu, Makenna Smith

Juniors (4)

Elizabeth Gantner, Olivia Kennedy, Camie Winger, Ella Zirbes

Sophomores (4)

Zoe Johnson, Avery Neff, Clara Raposo, Poppy-Grace Stickler

Freshman (4)

Norah Christian, Sage Curtis, Abbi Ryssman, Bailey Stroud

### ALL-AMERICANS RETURNING (4)

Makenna Smith (10)

2023 - Vault

2024 - All-Around, Vault, Bars\*

2025- Vault (RS), Floor (RS)\*, All-Around (RS)\*, All-Around\*, Bars\*, Floor\*

Avery Neff (4)

2025- Beam (RS)\*, All-Around, Bars\*, Beam\*

Ella Zirbes (3)

2024 - Vault, Bars\*

2025- Bars

Camie Winger (1)

2025- Beam (RS)\*

\*-second team

(RS)- regular season

### ALL-AMERICANS LOST (4)

Grace McCallum (15), Jaylene Gilstrap (2), Jaedyn Rucker (2), Amelie Morgan (1)

# ATHLETE PROFILES



# MEET THE UTES

## NORAH CHRISTIAN

Freshman, 5'3"

Bremerton, Washington

Washington Connection Academy

Cascade Elite Gymnastics West



### PRIOR TO UTAH

- 2024 City of Lights Invitational champion (vault, floor, all-around)
- 2024 City of Lights Invitational runner-up on beam
- 2024 City of Lights Invitational third-place finish on bars
- 2024 Vegas Cup champion (vault, floor, all-around)
- 2024 Vegas Cup third-place finish on bars and beam
- Trained at Cascade Elite Gymnastics West

### PERSONAL

- Daughter of Jay and Jenn Christian
- One sibling, Landon

# MEET THE UTES

## SAGE CURTIS

Freshman, 4'11  
Riverton, Utah  
Riverton High School  
Olympus Gymnastics



### PRIOR TO UTAH

- 2024 Level 10 national champion (vault)
- 2024 Region 1 champion (vault)
- Three consecutive first place finishes on beam in 2024 (Epic Invitational, Heart of a Champion Invitational, Fiesta Bowl Invitational)

### PERSONAL

- Daughter of Mitch and Melissa Curtis
- Parents are University of Utah alumni

INFORMATION

ATHLETE PROFILES

COACHES AND STAFF

REVIEW / OPPONENTS

RECORDS / AWARDS

RESULTS

HERE'S UTAH

# MEET THE UTES

## ELIZABETH GANTNER

Junior, 4'11"

Indianapolis, Ind.

Roncalli HS

JPAC (Jaycie Phelps Athletic Center)



### CAREER HIGHLIGHTS

- Hit 17-of-17 routines
- Posted a career-high 9.90 on beam against Arizona in 2025
- Posted a season-high 9.875 three times on beam in 2024

### 2025 SEASON (SOPHOMORE)

- Started on beam in 8-of-16 competitions with one exhibition against Iowa State
- Posted career-high 9.90 against Arizona on 2/7
- Had a clutch performance in the NCAA Final substituting into the anchor role on beam (9.875)
- Hit 8-of-8 routines this season, 17-of-17 in her career

### 2024 (FRESHMAN)

- Started on beam in 9-of-16 competitions
- Exhibition once on beam in the season opener against Boise State
- Posted a season-high 9.875 three times
- Made her NCAA Championships debut on beam in the final round, posting her third 9.8750 of the season
- Hit 9-of-9 routines

### PRIOR TO UTAH

- 2021 Level 10 National Champion on bars and beam
- 2021 Level 10 National Runner-Up in the all-around
- 2nd on bars at the 2023 Level 10 National Championships
- 3rd on beam at the 2017 Junior Olympic National Championships
- Two-time U.S. Classic qualifier
- Two-time American Classic competitor
- Competitor at the 2019 Junior World Championships and 2017 Nastia Liukin Cup
- Eight-time Region 5 champion and 12-time regional medalist
- 1st in the all-around and on vault, and 2nd on bars and floor at the 2021 Region 5 Championships
- Six-time Indiana state champion
- 1st on vault and floor, and 2nd on bars and in the all-around at the 2021 Indiana State Championships
- Trained at JPAC

### PERSONAL

- Daughter of Keith and Julie Gantner
- Has four siblings: Sarah, Joe, Sam, and Tommy
- Keith played soccer at Wabash College; Julie was a diver at Denison University; Sarah does acrobatics and tumbling at Oregon; and Sam plays soccer at the University of Indianapolis
- Was on the honor roll every year of high school and was the Chemistry Student of the Year the 2021-22 academic year
- Enjoys cooking, arts and crafts, listening to music, and hanging out with family and friends

### GANTNER'S CAREER HIGHS

Beam	9.90 vs. Arizona, Feb. 7, 2025
	9.875 vs. NCAA Finals, Apr. 20, 2024
	9.875 vs. USU/Stanford, Mar. 15, 2024
	9.875 at Washington, Feb. 10, 2024

# MEET THE UTES

## ASHLEY GLYNN

Senior, 5'2"  
Hockessin, Del.  
Conrad Schools of Science  
First State Gymnastics



### CAREER HIGHLIGHTS

- Hit 61-61 career routines as a Red Rock
- 5 career wins at Utah all on vault
- 2025 All-Big 12 Team, vault
- 2025 Big 12 vault co-champion (9.90)
- Posted three career-high scores in 2025 (9.95 on vault and bars, 9.90 on floor)
- 2025 Coaches' Award recipient

### 2025 SEASON (JUNIOR)

- Starter on vault and floor in 16-of-16 competitions
- Starter on bars in 14-of-16 competitions
- Scored a career-high 9.95 on vault against Arizona State (1/14)
- Scored a career-high 9.95 on bars against Denver (2/21)
- Scored a career-high 9.90 on floor in Best of Utah Meet (1/20) and against Arizona (2/7)
- Scored a 9.900 or better 11 times
- Hit 45-45 routines in 2025
- 2025 All-Big 12 Team, vault
- 2025 Big 12 vault co-champion
- 2025 Coaches' Award recipient

### 2024 SEASON (SOPHOMORE)

- Starter on vault every competition
- Scored a career-high 9.925 against Arizona State
- Scored a 9.900 or better five times
- Hit 16-16 routine
- Two event wins

### 2023 SEASON (FRESHMAN AT TEMPLE)

- Competed in the all-around at eight competitions, and was a starter on vault all 13 competitions
- Scored a season-high 9.875 on vault at the Maryland Five and at the EAGL Championships
- Tallied a season-high 39.250 in the all-around at the Maryland Five, which is the seventh-highest score in program history
- Posted a 9.850 NQS on vault to lead the Temple lineup
- Scored a season-high 9.875 on bars at LIU and ended the season with a 9.820 NQS on bars
- Recorded a 9.80 or better on floor in 6-of-8 routines
- Named Temple's team Rookie of the Year and the department's Female Sport Newcomer of the Year
- EAGL All-Scholastic Team

### PRIOR TO TEMPLE

- Three-time Level 10 National Championships qualifier

- Five-time Region 7 Champion and 12-time regional medalist
- 1st in the all-around and on beam, 2nd on bars, 3rd on vault, and 4th on floor at the 2022 Region 7 Championships
- 2nd on floor, 3rd in the all-around and on bars at the 2021 Region 7 Championships
- 2nd on vault, 3rd on floor, and 4th on beam and in the all-around at the 2019 Region 7 Championships
- 13-time State Champion
- 1st in the all-around, beam and floor, 3rd on vault, 4th on bars at the 2022 Delaware State Meet
- 1st in the all-around and on floor, 3rd on vault, 4th on beam at the 2019 Pennsylvania State Meet
- Trained at First State Gymnastics

### PERSONAL

- Daughter of Tom and Donna Glynn
- Both parents were collegiate gymnasts at Temple
- Has two older brothers George and Anthony
- Was on the honor roll all four years of high school
- Enjoys hanging out with friends and family, and coaching gymnastics

### GLYNN'S CAREER HIGHS

All-Around . . . .39.250 at Maryland Five, Mar. 12, 2023  
 Vault . . . . .9.95 at Arizona State, Feb. 14, 2025  
                   9.925 at Arizona State, Jan. 16, 2024  
 Bars . . . . .9.95 vs. Denver, Feb. 21, 2025  
                   9.875 at LIU, Feb. 26, 2023  
 Beam . . . . .9.825 at LIU, Feb. 26, 2023  
 Floor . . . . .9.90 vs. Arizona, Feb. 7, 2025  
                   9.90 at Best of Utah, Jan. 20, 2025  
                   9.85 at Ken Anderson Invitational, Feb. 19, 2023

INFORMATION

ATHLETE PROFILES

COACHES AND STAFF

REVIEW / OPPONENTS

RECORDS / AWARDS

RESULTS

HERE'S UTAH

# MEET THE UTES

## ZOE JOHNSON

Sophomore, 5'1"  
 Durham, N.C.  
 Eno River Academy  
 Sonshine Gymnastics



### CAREER HIGHLIGHTS

- Hit 6-8 routines in first year as a Red Rock
- Earned first career win on vault (9.95) at the Regional Finals
- Debuted on floor with a 9.90 against Arizona State
- Posted career-high scores of 9.95 on vault and 9.90 on floor

### 2025 SEASON (FRESHMAN)

- Hit 6-8 routines in first year as a Red Rock
- Earned first career win on vault (9.95) at the Regional Finals (4/5)
- Debuted on floor with a 9.90 against Arizona State (2/14)
- Posted career-high scores of 9.95 on vault and 9.90 on floor

### PRIOR TO UTAH

- 2024 Level 10 National Championships Runner-Up on vault
- 2024 Region 8 Championships winner all-around, vault, bars
- 2024 Region 8 Championships third-place on floor
- 2022 Level 10 National Champion on uneven bars
- Finished fourth in the all-around at the Level 10 National Championships in 2022 and 2023
- 2024 Nastia Liukin Cup fourth-place finish on vault
- 2020 Nastia Liukin Cup runner-up on beam
- 2020 Nastia Liukin Cup third-place finish on bars and fourth place in the all-around
- 10-time Region 8 Champion
- 15-time North Carolina state champion
- Won four consecutive Region 8 vault titles
- Finished top-three in the all-around the past four regional competitions
- Won three state titles in 2021 (all-around, bars, and beam)
- Trained at Sonshine Gymnastics

### PERSONAL

- Daughter of Cameron and Christina Johnson
- Was on the honor roll all four years of high school
- Was a member of the National Honor Society and Yoga Club

### JOHNSON'S CAREER HIGHS

Vault .....9.95 at Regional Final, April 5, 2025  
 Floor .....9.90 at Arizona State, Feb. 14, 2025

## MEET THE UTES

## OLIVIA KENNEDY

Junior, 5'4"  
 Maryville, Tenn.  
 Bridgeway HS  
 Georgia Elite



## 2025 (SOPHOMORE)

- One exhibition on bars against BYU on 1/24

## 2024 (FRESHMAN)

- Did not see action as a freshman.

## PRIOR TO UTAH

- Two-time Junior Olympic National Championships qualifier
- 13th on beam and floor at the 2022 Level 10 Nationals
- 6th on vault at the 2017 J.O. National Championships (Jr. A Div.)
- 2017 Hopes Classic qualifier
- Seven-time Region 8 Championship medalist
- 2nd in the all-around and on bars, 4th on floor, and 5th on vault at the 2022 Region 8 Championship
- 5th on vault at 2021 Region 8 Championship
- 10-time Georgia State Championship medalist
- 3rd on beam at the 2022 Georgia State Championship
- 2nd on beam at the 2021 Georgia State Championship
- 1st on vault and bars, 3rd in the all-around at the 2018 Georgia State Championship
- Trained at Georgia Elite Gymnastics

## PERSONAL

- Daughter of Jason and Chera-Lyn Kennedy
- Father played baseball at Morehead State University
- Has a younger brother, Bleau
- Was an honor roll student every semester of high school
- Enjoys water skiing, sky diving, quilting, and horseback riding

# MEET THE UTES

## SARAH KRUMP

Senior, 4'10"  
Las Vegas, Nev.  
Odyssey Charter School  
Brown's Gymnastics



### CAREER HIGHLIGHTS

- Made first career start on floor against Utah State posting a 9.825
- Posted a career-high on floor of 9.85 in the Best of Utah Meet
- Earned a 9.825 on floor against BYU
- Has hit 3-of-3 career routines

### 2025 SEASON (JUNIOR)

- Made first career start on floor against Utah State posting a 9.825 (1/3)
- Had two more opportunities on floor in the Best of Utah Meet posting a career-high 9.85 (1/20) and against BYU with a 9.825 (1/24)
- Exhibited on floor against Arizona State (2/14)
- Has hit 3-of-3 career routines

### 2024 SEASON (SOPHOMORE)

- Exhibited four times on beam
- First exhibited on beam at Best of Utah, Stanford, Arizona, Utah State/Stanford

### 2023 SEASON (FRESHMAN)

- Exhibited three times on beam
- First exhibited on beam at Arizona State, then against Arizona and Oregon State

### PRIOR TO UTAH

- Two-time Junior Olympic National Championships Qualifier
- 4th on beam at 2021 J.O. Championships
- 2nd on beam at 2021 Region 1 Championships
- 2nd on vault and floor at 2019 Region 1 Championships
- 1st on vault and floor, 2nd on beam, 3rd in the all-around at 2018 Region 1 Championships
- 2nd on beam at the 2022 Nevada State Championships
- 1st on floor, 2nd on beam, 3rd on vault and in the all-around at 2021 Nevada State Championships
- 11-time Utah State Champion
- 1st on vault at 2019 Utah Optional/Xcel State meet
- 1st on vault, floor and in the all-around, 3rd on bars and beam at 2018 Utah Optional/Xcel State meet
- Trained at Brown's Gymnastics

### PERSONAL

- Daughter of Tim and Michele Krump
- High honor roll student from 2019-2022
- Grew up in Holladay, Utah, and trained at GTC (Gymnastics Training Center) prior to moving to Las Vegas
- Has four siblings: Emma, Matthew, Jack and Santino

### KRUMP'S CAREER HIGHS

Floor .....9.85 at Best of Utah, Jan. 20, 2025  
 .....9.825 vs. Utah State, Jan. 3, 2025  
 .....9.825 at BYU, Jan. 24, 2025

## AVERY NEFF

Sophomore, 5-3  
 South Jordan, Utah  
 Bingham High School  
 Olympus Gymnastics



### CAREER HIGHLIGHTS

- 4x All-American (one regular season, three NCAA)
- Earned first all-around win (39.650) during the Regional Semifinal
- 2025 Regional all-around and vault champion
- 2025 Big 12 Newcomer of the Year
- 2025 All-Big 12 Freshman Team
- 2025 Big 12 on beam
- Eight career wins (one all-around, four vault, three beam)
- Set career highs of 9.975 on vault, 9.925 on bars, 9.95 on beam, 9.925 on floor, and 39.675 in the all-around in first year of competition
- Hit 41-of-44 routines
- Utah's Newcomer of the Year recipient (2025)

### 2025 SEASON (FRESHMAN)

- 4x All-American (one regular season, three NCAA)
- Earned first all-around win (39.650) during the Regional Semifinal
- 2025 Regional all-around (39.650) and vault (9.950) champion
- 2025 Big 12 Newcomer of the Year
- 2025 All-Big 12 Freshman Team
- 2025 Big 12 champion on beam (9.950)
- Eight career wins (one all-around, four vault, three beam)
- Set career highs of 9.975 on vault, 9.925 on bars, 9.95 on beam, 9.925 on floor, and 39.675 in the all-around in first year of competition
- Hit 41-of-44 routines
- Utah's Newcomer of the Year recipient (2025)

### PRIOR TO UTAH

- Hailed as the No. 1 recruit in the country for the class of 2024
- Seven-time national champion
- 2024 Level 10 National Champion on floor
- 2024 Level 10 Runner-up (vault, beam, all-around)
- 2023 Level 10 National Champion (beam, floor, all-around)
- 2023 Level 10 Runner-up on vault
- 2021 Level 10 National Championship (all-around, bars, floor)
- 2024 Nastia Liukin Cup floor champion
- 2024 Nastia Liukin Cup all-around runner-up
- 2024 Nastia Liukin Cup third-place vault
- 2023 Nastia Liukin Cup all-around co-champion
- 2022 Nastia Liukin Cup vault champion
- Nastia Liukin Cup runner-up on bars in 2021 & 2022
- 12-time Region 1 Champion
- 19-time Utah state champion
- 2023 regional champion in the all-around, bars and floor

- Trained at Olympus Gymnastics

### PERSONAL

- Daughter of Brandon and Tonya Neff
- Has two older brothers, Boston and Carson

### NEFF'S CAREER HIGHS

- All-Around . . . .39.675 vs. UCLA, March 15, 2025
- Vault . . . . .9.975 at NCAA Final, April 19, 2025
- Bars . . . . .9.925 at NCAA Semifinal, April 17, 2025  
 . . . . .9.925 vs. UCLA, March 15, 2025
- Beam . . . . .9.95 at Big 12 Championship, March 22, 2015
- Floor . . . . .9.925 at Regional Final, April 5, 2025

# MEET THE UTES

## ANA PADURARIU

Senior, 5-3  
Whitby, Ontario, Canada  
Sinclair Secondary School  
Gemini Gymnastics



### CAREER HIGHLIGHTS

- Matched a career high on beam (9.95) set while at UCLA competing in the Big 12 Championship
- Big 12 co-champion on beam
- Earned Big 12 Newcomer of the Week on Feb. 4 after posting a 9.85 on bars and 9.925 on beam against Florida and West Virginia
- Starter on beam for the Red Rocks 14-of-16 meets and on bars for 6-of-16 meets

### 2025 SEASON (JUNIOR)

- Matched a career high on beam (9.95) set while at UCLA competing in the Big 12 Championship
- Big 12 co-champion on beam
- Earned Big 12 Newcomer of the Week on Feb. 4 after posting a 9.85 on bars and 9.925 on beam against Florida and West Virginia
- Starter on beam for the Red Rocks 14-of-16 meets and on bars for 6-of-16 meets
- Hit 19-of-20 routines in her first season at Utah

### 2024 SEASON (OLYMPIC TRAINING)

- Padurariu hit pause on her collegiate career, training in hopes of competing with Team Canada for the 2024 Paris Olympics
- Did not compete in the Olympics after suffering four broken bones

### 2023 SEASON (SOPHOMORE AT UCLA)

- Named to the Pac-12 Academic Honor Roll
- Competed in all 13 competitions during her sophomore year, scoring a 9.90 or higher on bars in seven of those competitions.
- Earned her first event victory with a career-high 9.95 on beam at Arizona

### 2022 SEASON (FRESHMAN AT UCLA)

- Scored 9.900 in the leadoff position on beam in four meets, including at the Pac-12 Championships.
- Earned a career-high 9.900 on uneven bars at the NCAA Regional Second Round
- WCGA Scholastic All-American

### PRIOR TO UCLA

- Member of the Canadian National Team
- Won silver on the balance beam at the 2018 World Championships
- Finalist on beam at the 2019 World Championships
- 2019 World Cup (Stuttgart) all-around silver medalist
- Won gold on bars at the 2019 Canadian National Championships,

- silver on beam and in the all-around, and taking bronze on floor.
- Won gold on beam and in the all-around at the 2020 Elite Canada Championships, taking silver on floor
- Trained at Gemini Gymnastics in her hometown of Whitby, Ontario, Canada.

### PERSONAL

- Padurariu and her fiancé, Tommy Silva, moved to Utah after Silva signed a contract with Real Salt Lake of Major League Soccer.
- She spent the 2024 season away from collegiate gymnastics to train for an Olympic berth in her home country of Canada.
- Daughter of Cristinel and Aida Padurariu
- Has an older brother, Rares


### PADURARIU'S CAREER HIGHS

Bars . . . . .9.950 vs. Stanford, Mar. 5, 2023  
Beam . . . . .9.950 at Big 12 Championship, March 22, 2025  
. . . . .9.950 vs. Arizona, Feb. 26, 2023

## MEET THE UTES

## CLARA RAPOSO

Sophomore, 5-1  
 Toronto, Canada  
 Mississauga Secondary School  
 East York Gymnastics



## 2025 SEASON (FRESHMAN)

- Competed one event (bars) against Iowa State (1/17)
- Exhibited eight times (one vault, five bars, two floor)

## PRIOR TO UTAH

- Five-time Canadian National Team member
- Competed for Team Canada at the 2024 World Cup in Varna, Bulgaria
- Team Canada alternate for the 2023 World Championships and Pan American Games
- 2024 Elite Canada bars champion
- 2024 Elite Canada all-around runner-up
- Sixth place on beam at 2023 Canadian National Championships
- Eighth in the all-around at the 2023 Canadian National Championships
- 2019 Elite Canada beam champion
- 2019 Canadian National Championships all-around runner-up
- 2019 Canadian National Championships runner-up on vault and floor
- 2019 Canadian National Championships third place on vault
- 2019 Elite Canada floor champion
- 2019 Elite Canada all-around runner-up
- 2019 Elite Canada fourth on beam, sixth on vault and seventh on bars
- Trained at East York Gymnastics

## PERSONAL

- Daughter of Shannon Lambert and Bob Raposo
- Has an older brother Luke and younger brother Charlie
- Was an honor roll student all four years

## ABBI RYSSMAN

Senior, 5'1"  
 Rochester, Minn.  
 Rochester Century HS  
 Flips Gymnastics



### PRIOR TO UTAH

- 2025 Level 10 national champion (bars)
- 2025 Region 4 champion (bars, beam)
- 2025 Region 4 runner-up (all-around)
- 2024 Region 4 champion (beam)
- 2023 Level 10 national champion (beam)
- Trained at Flips Gymnastics

### PERSONAL

- Daughter of Kelli and Dan Ryssman
- Both parents were collegiate gymnasts at BYU

# MEET THE UTES

## MAKENNA SMITH

Senior, 5'3"  
 Albuquerque, N.M.  
 Rio Rancho Cyber Academy  
 Gold Cup Gymnastics



### CAREER HIGHLIGHTS

- 10x All-American (3 regular season, 7 NCAA)
- 34 event victories
- 2025 Big 12 Bars Champion
- 2025 All-Big 12 Team (vault, beam, floor and all-around)
- 3x All-Pac-12
- 2024 and 2025 Team MVP
- Career highs of 9.50 or better on all four events (9.975 on vault, bars, and floor, 9.95 on beam)
- 171-172 hit routines

### 2025 SEASON (JUNIOR)

- 10x All-American (3 regular season, 7 NCAA)
- 34 event victories
- 2025 Big 12 Bars Champion
- 2025 All-Big 12 Team (vault, beam, floor and all-around)
- Three-time Big 12 Gymnast of the Week (Jan. 22, March 11 and 18)
- Set career highs on vault (9.975), beam (9.95), floor (9.975), and all-around (39.725)
- 171-172 hit routines (63-64 on the season)
- 2025 Team MVP

### 2024 SEASON (SOPHOMORE)

- Competed in the all-around 14 times, starting on beam every meet but one
- NCAA All-American (First Team: All-Around, Vault; Second Team: Uneven Bars)
- Posted a season-high 39.6375 all-around score at the NCAA Championship Semifinal
- Scored above 39.500 in the all-around six times
- Posted a season-high 9.975 on bars against Stanford, scoring 9.9 or better on the apparatus six times
- Scored 9.9 or better on vault seven times, posting a season-high 9.950 at the NCAA Regional Final
- Scored a season-high 9.925 twice on floor, first at the Best of Utah and then at the Pac-12 Championships.
- Tallied seven event wins (4 All-Around, 2 Vault, 1 Uneven Bars)
- First Team All-Pac-12 (All-Around)
- 2024 Team MVP
- Hit 61-61 routines

### 2023 SEASON (FRESHMAN)

- First team NCAA All-American (vault)
- Competed in the all-around five times, and was a starter on vault every

- meet, floor all but one competition, bars 13 times, and beam six times
- Scored a team-best 9.90 on vault at the NCAA Semifinal to earn the first All-America award of her career
- Posted season high 39.500 in the all-around against California, highlighted by 9.925 on floor
- Won first career event title with a 9.90 on vault vs. LSU
- Won the all-around title at the Metroplex Challenge in her collegiate all-around debut (39.400)
- Scored a 9.875 or higher on floor 11-of-14 routines
- Averaged above a 9.85 on all four events
- Tallied season bests of 9.95 on vault at Oklahoma and 9.95 on floor at the NCAA Regional Final
- Pac-12 Freshman of the Week (Feb. 14)
- 3 event victories
- Hit 47-47 routines
- WCGA Scholastic All-American

### PRIOR TO UTAH

- Two-time medalist on floor at Junior Olympic National Championships (2018, 2019)
- Three-time Junior Olympic National Championships qualifier
- T-5th on vault, 6th on floor at the 2021 J.O. National Championships
- 1st on floor, t-3rd on beam, 8th in the all-around at 2019 Nastia Liukin Cup
- Nine-time regional champion
- 1st in the all-around, 1st on vault, 1st on bars, 1st on floor, 3rd on beam at 2022 Region 3 Championships
- 1st on vault (10.0), 1st on bars (9.90), 1st on floor (9.925) at 2021 Region 3 Championships
- 2019 regional balance beam champion
- 2018 regional all-around champion
- 1st in the all-around, 1st on vault, 1st on beam at the 2021 Optional State Championships
- 1st in the all-around, 1st on vault, 1st on beam, 1st on floor, 2nd on bars at the 2019 Optional State Championships
- Trained at Gold Cup Gymnastics

### PERSONAL

- Daughter of Craig and Stefanie Smith
- Has a sister, Marleigh
- Majoring in psychology

### SMITH'S CAREER HIGHS

All-Around	39.725 at Best of Utah, Jan. 20, 2025
Vault	9.975 vs. Arizona, Feb. 7, 2025
Bars	9.975 vs. Stanford, Feb. 23, 2024
Beam	9.95 at Best of Utah, Jan. 20, 2025
Floor	9.975 vs. UCLA, March 15, 2025

# MEET THE UTES

## POPPY-GRACE STICKLER

Sophomore, 5'3"  
 Cardiff, Wales  
 Whitchurch School  
 Cymru Caerdydd



### 2025 SEASON (FRESHMAN)

- Did not compete due to injury

### PRIOR TO UTAH

- British National Team member for the 2022 and 2023 World Championships
- Two-time World Cup finalist, earning a silver medal on floor
- Qualified for finals on both beam and floor at the Paris World Cup
- Helped the British team earn a silver medal at the 2022 World Championships, securing a 2024 Paris Olympics berth.
- 2023 British National Championships runner-up on floor
- 2023 British National Championships fourth-place in the all-around
- 2023 Welsh Championships all-around and bars champion
- 2023 Welsh Championships runner-up on floor
- 2023 Bundesliga Championships vault champion
- 2021 British National Champion on vault and floor, earning third place in the all-around
- 2019 Olympic Hopes Cup bronze medalist on vault and floor
- She trains in Cardiff, Wales under coach Tracey Skirton


### PERSONAL

- Daughter of Sian Evans and Michael Stickler

# MEET THE UTES

## BAILEY STROUD

Freshman, 5-4  
 New Palestine, Ind.  
 Greenfield Central HS  
 Jaycie Phelps Athletic Center



### PRIOR TO UTAH

- 2024 Level 10 national champion (all-around, beam)
- 2024 Region 5 champion (vault, beam, floor, and all-around)
- 2024 Region 5 runner-up (bars)
- 2022 Level 10 national champion (bars)
- 2022 Region 5 champion (bars)
- 2022 Nastia Liukin Cup champion (bars)
- 2022 Region 5 runner-up (floor)
- Trained at the Jaycie Phelps Athletic Center

### PERSONAL

- Daughter of Nathan and Kristy Stroud

INFORMATION

ATHLETE PROFILES

COACHES AND STAFF

REVIEW / OPPONENTS

RECORDS / AWARDS

RESULTS

HERE'S UTAH

# MEET THE UTES

## CAMIE WINGER

Junior, 5'3"  
Orem, Utah  
Timpanogos HS  
Bold Gymnastics



### CAREER HIGHLIGHTS

- WGCA All-American on beam
- 2025 All-Big 12 Team (beam)
- Four career wins (2 vault, 1 beam, 1 floor)
- Career highs of 9.90 or better on all four events (9.95 on vault, beam, 9.925 on floor, 9.90 on bars)
- Hit 46-49 career routines

### 2025 (SOPHOMORE)

- WGCA All-American on beam
- 2025 All-Big 12 Team (beam)
- Competed on beam 15-of-16 meets, vault 9-of-16 meets, floor 4-of-16 meets, and bars 1-of-16 meets
- Set career highs on beam (9.95), floor (9.925), and the all-around (39.475)
- Captured two more event wins on beam (9.95 against Utah State) and floor (9.925 at Best of Utah)
- Hit 46-49 career routines (27-29 in 2025)

### 2024 (FRESHMAN)

- Made 12 starts in the vault lineup, three starts on bars, four on beam, and one on floor
- Captured her first event win on vault at the ESPN Events Invite with a season-high score of 9.950
- Pac-12 Newcomer of the Week honors
- Scored a 9.800 at the Best of Utah on floor
- Posted a season-high 9.900 bars routine in the tri-meet against Utah State and Stanford
- Matched her season-high on vault of 9.950 against Stanford, collecting her second event win
- Hit 19-20 routines

### PRIOR TO UTAH

- National runner-up on floor at the 2022 Level 10 National Championships
- National runner-up on bars at the 2021 Level 10 National Championships
- 4th in the all-around at the 2022 and 2023 Level 10 National Championships
- Finished in the top-five in the all-around at the national championships from 2019-2023
- Runner-up on beam at the 2023 Nastia Liukin Cup
- Eight-time Region 1 Champion and 14-time regional medalist
- 1st in the all-around, bars and beam, 2nd on vault, and 4th on floor at the 2023 Region 1 Championships
- 1st in the all-around, bars and beam, and 2nd on floor at the 2022 Region

- 1 Championships
- 13-time Utah state medalist since 2019
- 1st in the all-around, vault and floor, and 2nd on bars at the 2023 Utah DP State Championships
- 1st on floor at the 2022 Utah State Championships
- 2nd on bars, beam, and in the all-around, and 3rd on vault at the 2021 Utah State Championships
- Trained at Bold Gymnastics

### PERSONAL

- Daughter of Todd and Crystal Winger
- Has five brothers: Bradley, Dylan, James, Corey, and Cyrus
- Was on the honor roll every semester in high school and graduated a year early
- Awarded the academic excellence award in English in 9th Grade
- Enjoys drawing, singing, hiking, biking, and camping
- Was coached in club gymnastics by former Red Rock All-American Makenna Merrell-Giles and current Utah assistant coach Jimmy Pratt

### WINGER'S CAREER HIGHS

All-Around	. . . . .39.475 at Best of Utah, Jan. 20, 2025
Vault	9.950 at ESPN Events Invite, Jan. 13, 2024 . . . . .9.950 vs Stanford, Feb. 23, 2024
Bars	9.000 vs. USU/Stanford, Mar. 15, 2024
Beam	9.95 vs. UCLA, March 15, 2025 9.95 vs. Utah State, Jan. 3, 2025
Floor	9.925 at Best of Utah, Jan. 20, 2025

## MEET THE UTES

## ELLA ZIRBES

Junior, 5'3"

Stillwater, Minn.

Stillwater Area HS

Flips Gymnastics



## CAREER HIGHLIGHTS

- Three-time NCAA All-American (1 vault, 2 bars)
- 2025 All-Big 12 Team (vault and bars)
- Six career wins (3 vault, 2 bars, 1 floor)
- Career highs of 9.925 or better on three events (9.95 on bars, floor, 9.925 on vault)
- Hit 75-79 career routines

## 2025 SEASON (SOPHOMORE)

- NCAA First Team All-American on bars
- 2025 All-Big 12 Team (vault and bars)
- Four wins (1 vault, 2 bars, 1 floor)
- Matched a career-high on vault (9.925 against Denver) and set a career-high on bars (9.95 against Arizona)
- Hit 75-79 career routines (41-41 in 2025)

## 2024 SEASON (FRESHMAN)

- NCAA All-American (First Team - Vault, Second Team - Bars)
- Scored a 9.9125 on vault and 9.925 on bars in her NCAA Championship debut.
- Earned her first event win as a Red Rock on vault against the Huskies with a 9.875
- Tallied three career-highs in the same meet on vault (9.925), bars (9.925) and floor (9.950) against Stanford.
- Competed on floor five times and scored above a 9.875 every time.
- Starter on vault and bars every meet.
- Pac-12 Newcomer of the Week (2/27/24)
- Hit 34-38 routines

## PRIOR TO UTAH

- Three-time national champion
- 1st in the all-around, 2nd on vault, bars, and floor at the 2023 Level 10 Championships
- 1st in the all-around and bars, 2nd on vault and floor at the 2019 Junior Olympic National Championships
- Competed at the 2019 Junior World Championship Trials
- 11-time Region 4 Champion
- 1st on vault, bars, floor, and in the all-around at the 2023 Region 4 Championships
- 1st on vault, bars, floor, and in the all-around at the 2019 Region 4 Championships
- 15-time Minnesota state champion
- 1st in the all-around, 2nd on vault and bars, 3rd on floor, and 4th on beam at the 2023 Minnesota State Championships

- 1st in the all-around and on vault, and 2nd on floor at the 2019 Minnesota State Championships
- 1st on vault, bars, beam, and in the all-around at the 2018 Minnesota State Championships
- Trained at Flips Gymnastics

## PERSONAL

- Daughter of Jeremy and Jane Zirbes
- Father Jeremy played baseball and football at Concordia College
- Has a younger brother Henry
- Made the 'A' Honor Roll/Dean's List every year of high school
- Enjoys singing, reading, traveling, and hanging out with friends and family

## ZIRBES' CAREER HIGHS

Vault	9.925 vs. Denver, Feb. 21, 2025
	9.925 vs. Stanford, Feb. 23, 2024
	9.925 vs. Utah State/Stanford, Mar. 15, 2024
Bars	9.95 vs. Arizona, Feb. 7 2025
	9.925 vs. Stanford, Feb. 23, 2024
	9.925 at Arizona, Mar. 8, 2024
Floor	9.925 at NCAA Semifinal, Apr. 18, 2024
	9.950 vs. Stanford, Feb. 23, 2024

# COACHES AND STAFF



# HEAD COACH



## Carly Dockendorf

HEAD COACH | 3rd YEAR / 9TH OVERALL

Carly Dockendorf is entering her third season as the head coach of the Utah gymnastics program, and her ninth overall as a member of the Red Rocks staff in the 2025-26 season.

Dockendorf's second season at the helm of Utah Athletics' most storied sports program continued "business as usual" with the Red Rocks remaining the only NCAA gymnastics team to reach every National Championship (49) and Final Four (5), finishing the season ranked No. 4 in the country and earning the program's 35th NCAA Regional title.

Under Dockendorf's continued leadership, Utah gymnastics navigated its first season in the Big 12 in 2025 flawlessly, earning both the Big 12 Regular Season and Championship titles while extending their conference championship title streak to five-straight (four Pac-12- 2021-2024, one Big 12- 2025).

Dockendorf's 2025 Red Rock squad cleaned up during awards season with six gymnasts earning NCAA All-America honors (Grace McCallum, Makenna Smith, Avery Neff, Ella Zirbes, Jaylene Gilstrap, and Amelie Morgan) and eight gymnasts named to All-Big 12 teams (McCallum, Smith, Neff, Zirbes, Gilstrap, Morgan, Ashley Glynn, and Camie Winger).

McCallum proved to be particularly instrumental in Utah's success, being named the WCGA North Central Region Gymnast of the Year, Big 12 Gymnast of the Year, and a finalist for the AAI Award while ending her career with 15 All-America honors and 78 career wins.

Freshman Neff, who came to the Red Rocks as the No. 1 recruit for the 2024 signing class, made her impact felt earning Big 12 Newcomer of the Year and four total All-America acknowledgements in her first season at Utah.

Last season (Dockendorf's first as head coach), the Red Rocks put together a remarkable postseason run, earning their fourth consecutive Pac-12 Championship title and their fourth-straight appearance in the Final Four. Utah placed third at Nationals with a score of 197.800, while Dockendorf made history with the highest finish ever by a first-year head coach in college gymnastics. Additionally, Utah collected seven first team All-America awards and had six gymnasts earn All-Pac-12 accolades under Dockendorf's watch.

Notably, Dockendorf has taken Utah's beam team to the next level since taking over the apparatus in 2020, including back-to-back seasons with the nation's top-ranked beam team in 2022 and 2023, and keeping the Red Rocks consistently top five in the country on the event. During Dockendorf's first season coaching beam

in 2020, Utah finished No. 2 in the nation and followed up the performance with a No. 3 ranking in 2021. Utah's first place finish on beam in 2022 marked the first time since 2005 the Red Rocks have ranked No. 1 overall in the nation on the apparatus.

Under Dockendorf's care, Utah has had four gymnasts earn NCAA All-America honors on beam (Maile O'Keefe, Abby Paulson, Kara Eaker, and Cristal Isa) and five gymnasts score at least one Perfect 10 on the event (O'Keefe, Paulson, Eaker, Isa, and Grace McCallum).

O'Keefe (2020-24) proved to be most dominant of all in the Red Rock's resurgence on beam, ending her career as a 19-time All-American and Utah record holder for 10's on beam in a career (14) and overall 10's in a career (15).

In the 2023 Final Four, Utah posted a 49.7375 on beam, breaking the program's previous highest score on the event in postseason history, that was also set by Dockendorf's beam squad in 2021 (49.700). O'Keefe played a big part in the 2023 record while adding her own personal historical notch, winning the NCAA beam title with the program's first perfect 10 on beam at the NCAA Championships. O'Keefe's 10.0 pushed her to an NCAA All-Around title, becoming Utah's first national all-around champion since 1999. She also scored a 10.0 in the NCAA Final to finish the year with a 10.0 in three of her last four routines. O'Keefe finished the 2023 season stamping the Utah record for 10's in a single season (6).

Through Dockendorf's nine total seasons at Utah, the Red Rocks have achieved one Big 12 Regular Season Championship, one Big 12 Championship, four consecutive Pac-12 Regular Season Championships, three-straight Pac-12 Championships, four NCAA Regional titles, three consecutive third-place and one fourth-place finish at the NCAA Championships. During this time, Utah has also notched a trio of undefeated conference seasons (2020, 2021, 2025). With Dockendorf's care, the Red Rocks have secured six total top conference honors amongst four different gymnasts McCallum (2025 Big 12 Gymnast of the Year), Neff (2025 Big 12 Newcomer of the Year), O'Keefe (2022, 2023 Pac-12 Specialist of the Year and 2021 Pac-12 Gymnast of the Year), and Alexia Burch (2021 Pac-12 Specialist of the Year).

Dockendorf's efforts in coaching have earned her a few awards of her own, being named a Region 2 Assistant Coach of the Year in 2020 and 2022.

In her first season at Utah in 2018, Dockendorf proved her value quickly as a choreographer on floor and as a volunteer coach, leading the Red Rocks to four

### COACHING TIMELINE

- 2018-present...Utah
- 2024-present...Head Coach
- 2023.....Assoc. Head Coach
- 2020-22.....Assistant Coach
- 2019.....Director of Recruiting & Player Dev.
- 2018.....Volunteer Assistant Coach
- 2012-17.....FalconGymnastics Center Assistant Coach
- 2009-17.....Seattle Pacific Assistant Gymnastics Coach
- 2013-17.....Assistant Gymnastics Coach
- 2010-12.....Assistant Track & Field Coach
- 2009.....Assistant Gymnastics Coach
- 2006-08.....Seattle Academy of the Arts Head JV Soccer Coach Assistant Track & and Field Coach
- 2007.....Shoreline HS Head Gymnastics Coach

### COACHING HIGHLIGHTS

- NCAA Region Assistant Coach of the Year: 2020, 2022
- NCAA All-Americans: 28
- NCAA National Champions: 1
- USAG National Champions: 5
- USAG All-Americans: 21

### EDUCATION

Washington, 2006

# HEAD COACH

All-America awards (MyKayla Skinner- one regular season, one NCAA, Sydney Soloski- one NCAA, MaKenna Merrell-Giles- one regular season) and three postseason apparatus titles (Skinner- Pac-12 and NCAA Regional floor champion, Merrell-Giles- NCAA Regional champion). Later, Dockendorf would add a few more floor accolades to her resume with O'Keefe earning All-American status and an NCAA title in 2021, and McCallum earning an All-America nod in 2022.

Dockendorf's efforts in 2018 led her to become Utah's first director of recruiting and player development in 2019 before going back to coaching for good in 2020. As the full-time director of recruiting and player development, Dockendorf was involved in all aspects of the recruiting process including strategy, database management, and on-campus official and unofficial visits. She also served as a liaison between the Utah gymnasts and campus departments tracking academic progress reports, study table hours and mentor meetings, and assisting the incoming freshmen in transitioning to student-athletes.

Before joining the Utah gymnastics staff, Dockendorf spent nine years coaching at Seattle Pacific—six as an assistant gymnastics coach (2009, 2013-17) and three as an assistant track and field coach (2010-12). During her time on the SPU gymnastics staff, Dockendorf was the head vault and floor coach, floor choreographer, recruiting coordinator and strength and conditioning coach.

During her three-year break from gymnastics in 2010-12, Dockendorf served as SPU's assistant track and field coach while also training for a berth on the Canadian Olympic team in the pole vault. While she narrowly missed making the team, she broke the Canadian indoor pole vault record by clearing 14 feet, 6 inches (4.42 meters) and competed for Canada at the Commonwealth Games in India, where she won a bronze medal. In 2011, she won the pole vault title at the Canadian National Track and Field Championships and set the British Columbia Provincial record, jumping 4.45 meters.

Dockendorf returned to the SPU gymnastics staff in 2013 and would leave with three USA Gymnastics national champions on floor and two on vault (the USAG Championships are for Division II and Ivy League schools). She coached 21 USAG All-Americans (11 on vault and 10 on floor). The Falcons set a number of school records while Dockendorf was there. They placed third at the USAG National Championships from 2014-16 and three individuals advanced to the Division I NCAA Championships, including one on vault and two on floor.

As an undergraduate at Washington, Dockendorf won the 2003 Pac-12 uneven bar title, scoring a 10.0, and was a second-team All-American that season. She set a school record with six 10.0 scores in her career, including five on floor. She won 48 total event titles from 2002-05, including a school-record 24 titles on floor, and was a three-time regional champion.

A two-time All-Pac-10 selection, Dockendorf was Washington's MVP in 2003 and 2005. She won the team's Most Inspirational award in 2002 and 2004 and served as the Huskies' captain in 2004 and 2005.

Dockendorf took up pole vaulting as a sophomore, earning All-America honors with her sixth-place finish at the 2005 NCAA Championships. She placed 11th at the 2006 NCAA Track & Field Championships.

Dockendorf earned a bachelor's degree in English with a minor in communications from Washington in 2006, where she was a two-time Pac-12 All-Academic selection.



She coached one year of gymnastics at Shorecrest High School and three years of track and field and soccer at the Seattle Academy of the Arts and Science before accepting the post at SPU.

Dockendorf became USA Weightlifting Sports Performance Certified in 2016 and earned a certificate from the NCAA Women's Coaching Academy in Denver that same year.

The Port Moody, B.C., native is married to Henry Ruggiero and they have two daughters: Crosby and Hayden.

# ASSISTANT COACH



## Jimmy Pratt

ASSISTANT COACH | 5TH YEAR

Jimmy Pratt is in his fifth year with the Utah gymnastics program in 2025-26 after joining the coaching staff in June of 2021. Pratt serves as the primary uneven bars coach for the Red Rocks after spending his first four years at vault.

### COACHING TIMELINE

- 2021-present.... Utah  
Assistant Coach
- 2020-21 ..... Denver  
Assistant Coach
- 2011-19 ..... All American  
Gymnastics  
Head Coach
- 2009-10 ..... BYU  
Volunteer  
Assistant Coach

### COACHING HIGHLIGHTS

- NCAA Region Assistant Coach of the Year: 2022
- NCAA All-Americans: 12
- National Champion: 1

### EDUCATION

BYU, 2007

In his first season solely focused on bars, the Red Rocks improved by two spots from No. 6 in the country in 2024, to tied for No. 4 in 2025. Additionally, Utah saw their average bars score rise from 49.377 in 2024 to 49.400 in 2025 while also improving their season high score from 49.525 to 49.600.

The Red Rocks, with Pratt's assistance continued to roll, with a trip to their 49th straight National Championship appearance and fifth straight Final Four appearance, finishing fourth place overall in the country. Utah gymnastics is the only collegiate team in the nation that has never missed either competition.

Additionally, the Red Rocks earned their 35th NCAA Regional title as a program, and kept their conference title streak alive at five straight (four Pac-12 titles- 2021, 2022, 2023, 2024, and one Big 12 title- 2025), winning the Big 12 Regular Season title and Big 12 Championship in their first season competing in the conference.

Pratt's bars team did well in Big 12 Conference recognitions placing three athletes (Amelie Morgan, Ella Zirbes, and Grace McCallum) on the All-Big 12 bars team, and Makenna Smith impressed at the conference championship, winning the Big 12 individual title on the event.

Additionally, Pratt's crew earned five more (McCallum, Zirbes, Neff, Morgan, and Smith) NCAA All-America nods on bars during the semifinals in Fort Worth, Texas.

Since joining the coaching staff, Pratt guided the vault team to a top-10 ranking in the nation and looks to be on the same path fully focused on bars.

In 2024, splitting time between vault and bars, Pratt guided Zirbes and Smith to NCAA All-American honors on both vault and bars. Throughout the season, the Red Rock vault lineup tallied scores of 49.500 or better four times, while the bars lineup eclipsed the mark


seven times.

In 2023, the Ute vaulters finished fourth overall in the country, highlighted by a season-high 49.625 at the NCAA Regional Second Round.

Under Pratt's guidance, Jaedyn Rucker rattled off a 9.9625 to win the NCAA vault title in 2022 to become just the fifth Red Rock to earn a national title on vault. Rucker made Utah Gymnastics history after becoming the first Ute to record a 10.0 on vault in the postseason. She recorded back-to-back 10s at the NCAA Regionals to win the region vault title and become tied for the most 10s on vault in a career, as well as single season. Pratt's vault team finished fifth in the nation in 2022.

Pratt was named a 2022 Region Assistant Coach of the Year alongside his fellow coaches Carly Dockendorf and Myia Hambrick after leading the team to an exceptional season.

Pratt joined the Utah coaching staff after a two-year stint as an assistant coach at Denver, while previously coaching at All American Gymnastics in Lindon, Utah, for 18 years.



# ASSISTANT COACH

INFORMATION

ATHLETE PROFILES

COACHES AND STAFF

REVIEW / OPPONENTS

RECORDS / AWARDS

RESULTS

HERE'S UTAH



## Mike Hunger

ASSISTANT COACH | 2nd YEAR

Mike Hunger will be taking on his second season with the Red Rocks in 2026 after being brought on in May 2024 ahead of the 2025 competition season as Carly Dockendorf's first official hire as head coach.

In Hunger's first year with Utah, the vault lineup saw improvement, moving from No. 7 in 2024 to No. 6 in 2025.

The Red Rocks wrapped up Hunger's first season with a trip to their 49th straight National Championship appearance and fifth straight Final Four appearance, finishing fourth place overall in the country. Utah gymnastics is the only collegiate team in the nation that has never missed either competition.

Additionally, with Hunger's help, the Red Rocks earned their 35th NCAA Regional title as a program, and kept their conference title streak alive at five straight (four Pac-12 titles- 2021, 2022, 2023, 2024, and one Big 12 title- 2025), winning the Big 12 Regular Season title and Big 12 Championship in

their first season competing in the conference.

Hunger's vault team cleaned up in Big 12 Conference recognitions placing four athletes (Makenna Smith, Ella Zirbes, Ashley Glynn, and Grace McCallum) on the All-Big 12 vault team. McCallum and Glynn were also crowned Big 12 vault co-champions, with McCallum earning NCAA First Team All-America honors on vault later in the season.

Hunger has brought nearly 50 years of diverse coaching experience to the Utah staff after spending most of his career working with the developmental levels, Olympic medalists, and World Champions before arriving in Salt Lake City. The Red Rock vault coach has also served on the USA National team staff since 2016, and has been an active educator and clinician on the national and international stage.


With a widespread reputation throughout the gymnastics community as the founder and former owner of the Twin City Twisters Gymnastics Club in

### COACHING TIMELINE

- 2025-present.... Utah  
Assistant Coach
- 2016-present.... USA  
Gymnastics  
Coach
- 1987-2024 ..... Twin City  
Twisters  
Gymnastics

### EDUCATION

St. Cloud University, 1985



## Myia Hambrick

ASSISTANT COACH | 3rd YEAR/5th OVERALL

Myia Hambrick is set to begin her fourth season as an assistant coach primarily on floor in 2025-26, and her fifth year overall with Utah Gymnastics.

Last season, Hambrick's floor team remained steady as a top-10 unit in college gymnastics, finishing the season ranked No. 6 overall.

The Red Rocks, with Hambrick's help, qualified for their 49th straight National Championship appearance and fifth straight Final Four appearance, finishing fourth place overall in the country. Utah gymnastics is the only collegiate team in the nation that has never missed either competition.

Additionally, the Red Rocks earned their 35th NCAA Regional title as a program, and kept their conference title streak alive at five straight (four Pac-12 titles- 2021, 2022, 2023, 2024, and one Big 12 title- 2025), winning the Big 12 Regular Season title and Big 12 Championship in their first season competing in the conference.

Hambrick's floor squad earned their fair share of Big 12 Conference recognitions, placing three athletes (Makenna Smith, Jaylene Gilstrap, and Grace McCallum) on the All-Big 12 floor team, while Smith was also

crowned the conference champion on the event for 2025.

In addition, Hambrick's crew earned three more (McCallum, Smith, and Gilstrap) NCAA All-America nods on floor during the semifinals in Fort Worth, Texas.

In 2023, Hambrick's floor team posted a 49.475 or better in 10 of the 15 competitions, which included a 49.5 at the NCAA Semifinal and NCAA Final. The floor team posted a 49.530 National Qualifying Score, along with a 49.452 season average, which were the second-best marks on an event by the Red Rocks in 2023 behind the beam team.

In her first season with the Utes, Hambrick guided the floor team to a No. 4 ranking which was arguably the most consistent event for the Red Rocks in 2022, posting a 49.5 or better in nine competitions and a 49.4-plus in all but two meets. Hambrick's efforts propelled her, along with Jimmy Pratt, and Carly Dockendorf to be the Region Assistant Coach of the Year in 2002.

Following her collegiate career at LSU, Hambrick served as a Junior Olympic Optional Coach at Georgia Elite Gymnastics where she has coached gymnasts of all levels and has mentored four 2019 Junior Olympic Championship qualifiers, a 2021 Nastia Liukin Cup

### COACHING TIMELINE

- 2021-present.... Utah  
Assistant Coach
- 2021-2023  
Volunteer Asst.
- 2019-21 ..... Georgia Elite  
Gymnastics J.O.  
Optional Coach
- 2014-21 ..... USAG J.O.  
Program  
Choreographer

### COACHING HIGHLIGHTS

NCAA Region Assistant Coach of the Year: 2022  
NCAA All-Americans: 7

### EDUCATION

LSU, 2018 - Bachelor's  
LSU, 2021 - Master's


# ASSISTANT COACH

qualifier and numerous 2021 regional qualifiers. Additionally, Hambrick worked with gymnasts across the country since 2014 where she choreographed routines and cut music.

During her time competing at LSU, Hambrick collected 20 All-American honors, which is the second most in program history. She earned All-SEC honors all four seasons she competed and ended her career in LSU's top-10 wins on vault, floor and in the all-around. She amassed 52 career wins, and was the 2015 SEC vault champion and the 2016 NCAA Athens Regional all-around champion.

As a senior in 2018, Hambrick was an AAI Award Finalist, the NCAA Raleigh Regional all-around champion, an All-SEC selection and an eight-time All-American. Hambrick tied for No. 1 in the nation on floor at the end of the regular season, No. 6 on beam, No. 7 in the all-around, and No. 13 on vault and bars capping off a tremendous career.

Hambrick graduated from LSU with a bachelor's degree in mass communication with an emphasis in journalism in 2018, and earned her master's degree in sports management in 2021. She was a NACGC/W Scholastic All-American during her career and four-time SEC Academic Honor Roll honoree.



## Grace McCallum

STUDENT ASSISTANT COACH | 1ST YEAR

Grace McCallum is set for her first season coaching with the Utes after wrapping up her illustrious career with the Red Rocks this past spring, earning a 4.0 GPA and her bachelor's degree in psychology.

McCallum was one of the best college gymnasts in the country in 2025, ranking ninth in the all-around, and was a key component for Utah Gymnastics making their historic 49th straight appearance at Nationals, and fifth straight appearance in the Final Four.

In addition to being a top-10 performer in the all-around, McCallum was also tied second on bars and tied fourth in the country on beam.

The 15-time All-American (8 regular season, 7 NCAA) was a runner-up on vault (9.95), bars (9.9625), floor (9.95), and all-around (39.675) during the NCAA National Championships, and finished her career with 78 total victories.

McCallum was recognized as the WCGA Region 2 Gymnast of the Year, Big 12 Gymnast of the Year, and was one of six finalists for the coveted AAI Award in her final year of eligibility.

In Big 12 competition, McCallum cleaned up, earning the all-around title, a co-champion title on vault, and was named to the All-Big 12 Team on vault, bars, beam, floor, and the all-around.

The Olympic silver medalist made her mark on several school records during her final season of competition, finishing second for number of 10s on bars in a season (3) and in a career (6).

McCallum also currently owns the fourth highest all-around score (39.825) in program history, is tied fourth for all-around wins in a season (7) and all-around wins in a career (17). She was the fourth gymnast in Red Rocks history to record at least two 10.0s on bars in a season (2022, 2025), and ranks fifth all-time for 10s in a career (8).

### COACHING TIMELINE

2026-present.... Utah  
Student Assistant  
Coach

### EDUCATION

Utah, 2025

## GYMNASTICS STAFF

**MAILE O'KEEFE**

Operations Specialist  
Anne Osborn Post-Graduate Internship  
Recipient  
1st Year/ 2nd Overall

Maile O'Keefe is set to begin her first season as an operations specialist for the Red Rocks after spending last season as a student-assistant coach at the conclusion of her historic career as a Utah gymnast.

O'Keefe left her mark on the Utah Gymnastics record book, setting the program record for career perfect 10.0 scores (15). She also holds the top spot for perfect 10.0 scores on beam (10) and a single-season perfect scores with (6) in 2023. O'Keefe's final two seasons as a Red Rock would see her be listed as a finalist of the prestigious AAI Award in 2023 and 2024.

The former Utah standout helped lead the Red Rocks to four consecutive third-place finishes at the NCAA Championships. As one of the nation's top beam workers, O'Keefe helped the Red Rocks lineup to a top NQS ranking in back-to-back seasons in 2022 and 2023 on the apparatus. She ranked second in the nation as an individual, after the 2024 season with an NQS of 9.990. O'Keefe also ranked in the top 20 on floor, earning an NQS of 9.945 in 2024.

The Las Vegas, Nev., native, is a four-time NCAA National Champion (Bars, Floor – 2021; All-Around, Beam – 2023). As a 19-time All-American (7 regular season, 12 NCAA), O'Keefe closed out her career with 2024 first-team honors on beam and floor. Collecting a pair of Pac-12 Specialist of the Year honors in 2022 and 2023, O'Keefe earned Pac-12 Gymnast of the Year in 2021.

Wrapping up her career, O'Keefe was honored with the final edition of the Pac-12 Conference 2023-24 Tom Hansen Medal, bestowed to each institution's outstanding male and female senior athlete who exhibitions the greatest combination of performance and achievement in scholarship, athletics and leadership. Her career included 76 wins with over 220 routines hit. A five-time Pac-12 Champion, nearly sweeping the events in 2021, taking the all-around, bars, beam and floor title; she added one final beam crown to her collection with a score of 10.0 in 2024. O'Keefe was named Pac-12 Gymnast of the Week seven times throughout her career.

O'Keefe graduated with a bachelor's degree in kinesiology in the spring of 2023 and is currently working toward a Positive Psychology Certificate. Off the competition floor, O'Keefe was a four-time WCGA Scholastic All-American and Pac-12 Academic Honor Rolle earner, also being honored as a two-time CSC Academic All-District selection.

**MADY WHITE**

Chief of Staff  
3rd Year

Mady White is in her third year with the Utah Gymnastics team after receiving a title upgrade to Chief of Staff in the offseason.

White is responsible for handling the program's administrative duties, including all team travel and organizing student-athlete schedules. She serves as a liaison with alumni, the marketing and ticketing offices, and works closely with Utah's event management staff. Additionally, White is heavily involved with fundraising efforts, team publicity appearances and charitable events. With the NIL legislation going into effect, White has taken on responsibilities as Utah's NIL coordinator to better serve the Utah gymnasts in their NIL activities as well.

White previously worked in the Utah Athletics Communications office for five years, primarily as the director of communications for the gymnastics, volleyball, and beach volleyball teams. While working in communications, White served as the liaison between the teams and other external and internal departments in athletics, as well as outside media sources. She has closely worked with the ESPN team which produces the national championship broadcasts, the Pac-12 Network, as well as personnel across local and national media during her time with Utah Gymnastics.

White had responsibilities ranging from media availabilities with athletes and coaches to tasks like meet notes, media guides, running social media accounts, and working alongside the marketing department.

Prior to becoming a full-time employee in the communications department in 2019, White was a student intern in the office during her undergraduate degree where she had experience with 11 different teams at Utah. She also worked with the ESPN and Fox networks for football and basketball broadcasts as a statistician and spotter for the crew or talent during games.

The West Haven, Utah native graduated from the University of Utah in 2019 with a double major in operations and supply chain management.

# REVIEW / OPPONENTS



# 2025 IN REVIEW

## 2025 REGULAR SEASON RESULTS (12-4, 6-0 BIG-12)

Date	Opponent	Site	Result	Score	Atten.
Jan. 5	Utah State	Salt Lake City	W	196.775-194.450	
Jan. 11	#6 California	Oklahoma City	L	196.800-197.275	
	#2 LSU	Oklahoma City	L	196.800-197.650	
	#1 Oklahoma	Oklahoma City	L	196.800-197.950	
Jan. 17	Iowa State	Salt Lake City	W	197.300-194.850	
Jan. 20	BYU	West Valley City, UT	W	197.950-195.750	
	Southern Utah	West Valley City, UT	W	197.950-196.175	
	Utah State	West Valley City, UT	W	197.950-196.000	
Jan. 24	BYU	Provo, Utah	W	196.975-195.325	
Feb. 2	West Virginia	Morgantown, WV	W	197.425-195.475	
	#2 Florida	Morgantown, WV	L	197.425-197.575	
Feb. 7	#19 Arizona	Salt Lake City	W	197.625-196.125	
Feb. 10	#24 Arizona State	Tempe, Ariz.	W	196.600-196.475	
Feb. 21	Denver	Salt Lake City	W	198.075-197.575	
Mar. 8	Washington	Seattle	W	197.225-195.875	
Mar. 15	UCLA	Salt Lake City	W	198.100-197.425	
Mar. 22	Big-12 Championships	West Valley City	1st of 7	197.775	
Apr. 5	NCAA Regional 1st Rd.	Salt Lake City	T-1st of 4	197.650	
Apr. 7	NCAA Regional Final	Salt Lake City	1st of 4	197.825	
Apr. 18	NCAA Semifinal	Fort Worth, Texas	1st of 4	197.7625	
Apr. 20	NCAA Final	Fort Worth, Texas	4th of 4	197.2375	
Home Attendance Average (regular season): 12,877					

## BIG-12 NEWCOMER OF THE WEEK

1-14	Avery Neff
1-22	Avery Neff
2-4	Ana Padurariu
2-18	Zoe Johnson
2-25	Avery Neff
3-18	Avery Neff

## BIG-12 CHAMPIONSHIP

West Valley City, Utah - March 23

1.	Utah	197.775
2.	Arizona	196.675
3.	Denver	196.400
4.	BYU	196.275
5.	Arizona State	195.975
6.	Iowa State	195.775
7.	West Virginia	194.875

## NCAA SALT LAKE CITY REGIONAL

Second Round, April 3

T1.	Utah	197.650
T1.	Denver	197.650
3.	Stanford	196.500
4.	BYU	196.000

Final, April 5

1.	Utah*	197.825
2.	UCLA*	197.625
3.	Denver	197.350
4.	Minnesota	196.875

\*Qualified into NCAA Championships

## NCAA CHAMPIONSHIPS

Ft. Worth, Texas, April 17-19

Semifinal II

1.	Utah	197.7625
2.	UCLA	197.7375
3.	LSU	197.5250
4.	Michigan State	197.3625

Final

1.	Oklahoma	198.0125
2.	UCLA	197.6125
3.	Missouri	197.2500
4.	Utah	197.2375

## NCAA REGIONAL CHAMPION

All-Around	Avery Neff, 39.650
Bars	Grace McCallum, 10
Vault	Avery Neff, 9.950
Beam	
Floor	

## BIG-12 CHAMPIONS

All-Around	Grace McCallum, 39.550
	Avery Neff, 39.550
Vault	Grace McCallum, 9.900
	Ashley Glynn, 9.900
	Two Others Tied, 9.900
Bars	Makenna Smith, 9.925
	One Other Tied, 9.925
Beam	Avery Neff, 9.950
	Ana Padurariu, 9.950
Floor	Makenna Smith, 9.925

## BIG-12 AWARDS

Gymnast of the Year	Grace McCallum
Newcomer of the Year	Avery Neff

## ALL BIG-12 CONFERENCE

All-Around	Grace McCallum
	Makenna Smith
Vault	Makenna Smith
	Ella Zirbes
	Ashley Glynn
	Grace McCallum

Bars	Grace McCallum
	Amelie Morgan
	Ella Zirbes

Beam	Grace McCallum
	Camie Winger
	Makenna Smith
	Amelie Morgan

Floor	Makenna Smith
	Grace McCallum
	Jaylene Gilstrap

## BIG-12 GYMNAST OF THE WEEK

1-14	Grace McCallum
1-22	Makenna Smith
2-11	Grace McCallum
2-18	Ella Zirbes
2-25	Grace McCallum
3-11	Makenna Smith
3-18	Makenna Smith

# 2025 IN REVIEW



Maile O'Keefe became the school record holder for most 10.0s in a career (15) after performing her final perfect 10 routine on beam at the 2024 Pac-12 Championships.

## ACADEMIC HONORS

Big 12 Winter Academic Honor Roll  
Elizabeth Gantner, Jaylene Gilstrap, Ashley Glynn, Sarah Krump, Grace McCallum, Amelie Morgan, Makenna Smith, Camie Winger, Ella Zirbes

CSC Academic All-District  
Grace McCallum

CSC Academic All-American  
Grace McCallum

## NCAA CHAMPIONSHIPS COMBINED STANDINGS

Ft. Worth, Texas, April 17-19

1. Oklahoma.....	198.012
2. UCLA .....	197.613
3. Missouri.....	197.250
4. Utah .....	197.238
5. LSU .....	197.525*
6. Michigan State .....	197.363*
7. Florida .....	197.200*
8. Alabama .....	196.825*

\*Score from semifinals

## NCAA ALL-AMERICANS

Grace McCallum (4)  
All-Around, Vault, Bars, Floor

Makenna Smith (3)  
All-Around\*, Bars\*, Floor\*

Avery Neff (3)  
All-Around, Bars\*, Floor\*

Ella Zirbes (1)  
Bars

Jaylene Gilstrap (1)  
Floor\*

Amelie Morgan (1)  
Bars\*

\*2nd Team

## WCGA REGULAR SEASON ALL-AMERICANS

Grace McCallum (3)  
Bars, Beam, All-Around\*

Makenna Smith (3)  
Vault, Floor\*, All-Around\*

Avery Neff (1)  
Beam\*

Camie Winger (1)  
Beam\*

\*2nd Team

## VICTORIES

31	Grace McCallum
24	Makenna Smith
8	Avery Neff
4	Ella Zirbes
3	Ashley Glynn
2	Amelie Morgan
2	Ana Padurariu
2	Camie Winger
1	Jaylene Gilstrap
1	Zoe Johnson

# SERIES RECORDS

TEAM	Overall	Home	Road	Neutral	Reg. Season	Pac-12 Champ	Regionals	Nationals	Streak
Air Force	2-0-0	1-0-0	0-0-0	1-0-0	1-0-0	—	1-0-0	0-0-0	W2
Alabama	24-30-0	9-2-0	0-9-0	15-19-0	5-5-0	—	1-1-0	18-24-0	W5
Arizona	74-1-0	25-0-0	16-1-0	33-0-0	28-1-0	12-0	22-0-0	11-0-0	W7
Arizona State	89-17-1	39-2-0	18-9-1	32-6-0	39-10-1	12-0	19-5-0	18-2-0	W5
Arkansas	9-1-0	1-0-0	2-0-0	7-1-0	1-0-0	—	5-0-0	4-1-0	W7
Auburn	13-0-0	2-0-0	0-0-0	11-0-0	0-0-0	—	7-0-0	6-0-0	W13
Boise State	18-0-0	7-0-0	1-0-0	10-0-0	6-0-0	—	7-0-0	0-0-0	W18
Brigham Young	108-2-0	46-0-0	29-2-0	33-0-0	70-2-0	—	24-0-0	5-0-0	W50
California	32-6-0	11-0-0	7-3-0	14-3-0	13-4-0	12-0	5-0-0	2-2-0	L2
Cal State-Fullerton	21-13-0	12-4-0	3-5-0	6-4-0	12-9-0	—	0-0-0	9-4-0	W4
Cal State-Hayward	1-0-0	0-0-0	0-0-0	1-0-0	1-0-0	—	0-0-0	0-0-0	W1
Cal State-Long Beach	2-0-0	1-0-0	0-0-0	1-0-0	2-0-0	—	0-0-0	0-0-0	W2
Cal State-Northridge	1-0-0	0-0-0	0-0-0	1-0-0	1-0-0	—	0-0-0	0-0-0	W1
Canisius	1-0-0	0-0-0	0-0-0	1-0-0	0-0-0	—	0-0-0	1-0-0	W1
Central Michigan	2-0-0	0-0-0	0-0-0	2-0-0	0-0-0	—	1-0-0	1-0-0	W2
Clarion	0-5-0	0-1-0	0-0-0	0-4-0	0-1-0	—	0-0-0	0-4-0	L5
Colorado	9-2-0	4-1-0	2-0-0	3-1-0	4-2-0	—	4-0-0	1-0-0	W3
Colorado State	5-1-0	1-0-0	2-0-0	2-1-0	3-1-0	—	2-0-0	0-0-0	W3
Denver	23-0-1	9-0-0	0-0-0	14-0-1	3-0-0	—	10-0-1	4-0-0	W1
Eastern Kentucky	1-0-0	0-0-0	0-0-0	1-0-0	0-0-0	—	0-0-0	1-0-0	W1
Florida	35-23-1	17-3-0	2-8-0	16-12-1	8-9-0	—	1-2-0	26-12-1	L2
George Washington	1-0-0	0-0-0	0-0-0	1-0-0	1-0-0	—	0-0-0	0-0-0	W1
Georgia	27-29-1	10-4-0	3-13-0	14-12-1	12-9-0	—	0-1-0	15-19-1	W1
Grand View College	1-0-0	0-0-0	0-0-0	1-0-0	0-0-0	—	0-0-0	1-0-0	W1
Houston Baptist	1-0-0	0-0-0	0-0-0	1-0-0	0-0-0	—	1-0-0	0-0-0	W1
Illinois	7-0-0	2-0-0	0-0-0	5-0-0	2-0-0	—	4-0-0	1-0-0	W7
Illinois-Chicago	3-0-0	1-0-0	0-0-0	2-0-0	2-0-0	—	1-0-0	0-0-0	W3
Illinois State	1-0-0	0-0-0	0-0-0	1-0-0	1-0-0	—	0-0-0	0-0-0	W1
Indiana State	0-2-0	0-0-0	0-0-0	0-2-0	0-0-0	—	0-0-0	0-2-0	L2
Iowa	6-0-0	3-0-0	0-0-0	3-0-0	4-0-0	—	2-0-0	0-0-0	W6
Iowa State	10-0-0	7-0-0	0-0-0	3-0-0	5-0-0	—	3-0-0	1-0-0	W10
Jacksonville State	3-0-0	1-0-0	0-0-0	2-0-0	2-0-0	—	0-0-0	1-0-0	W3
Kent State	5-0-0	0-0-0	0-0-0	5-0-0	0-0-0	—	1-0-0	4-0-0	W5
Kentucky	4-0-0	1-0-0	0-0-0	3-0-0	1-0-0	—	1-0-0	2-0-0	W4
Louisiana State	37-11-0	11-0-0	1-5-0	25-6-0	6-6-0	—	1-1-0	30-4-0	W1
Louisville	6-0-0	1-0-0	0-0-0	5-0-0	0-0-0	—	0-0-0	6-0-0	W6
Maryland	2-0-0	0-0-0	0-0-0	2-0-0	1-0-0	—	1-0-0	0-0-0	W2
Massachusetts	1-2-0	0-0-0	0-0-0	1-2-0	0-0-0	—	0-0-0	1-2-0	W1
Michigan	29-16-0	13-2-0	4-8-0	12-6-0	15-8-0	—	0-1-0	14-7-0	L2
Michigan State	8-0-0	1-0-0	0-0-0	7-0-0	0-0-0	—	4-0-0	4-0-0	W8
Minnesota	34-1-0	14-0-0	10-0-0	10-1-0	22-1-0	—	9-0-0	3-0-0	W18
Missouri	7-1-0	1-0-0	1-0-0	5-1-0	2-0-0	—	4-0-0	1-1-0	L1
Montana State	1-0-0	0-0-0	0-0-0	1-0-0	1-0-0	—	0-0-0	0-0-0	W1
Nebraska	45-12-2	19-2-0	3-4-0	23-6-2	10-3-0	—	16-0-0	19-9-2	W1
Nevada	2-1-0	1-0-0	0-0-0	1-1-0	1-0-0	—	0-0-0	1-1-0	W1
New Hampshire	4-0-0	0-0-0	1-0-0	3-0-0	1-0-0	—	2-0-0	1-0-0	W4
New Mexico	18-0-0	6-0-0	5-0-0	7-0-0	6-0-0	—	5-0-0	0-0-0	W18
North Carolina	2-0-0	0-0-0	0-0-0	2-0-0	1-0-0	—	1-0-0	0-0-0	W2
North Carolina State	1-0-0	0-0-0	0-0-0	1-0-0	1-0-0	—	0-0-0	0-0-0	W1
Northern Colorado	9-1-0	2-0-0	2-0-0	5-1-0	4-1-0	—	5-0-0	0-0-0	W6
Ohio State	8-0-0	5-0-0	0-0-0	3-0-0	1-0-0	—	0-0-0	7-0-0	W8
Oklahoma	31-20-0	12-0-0	3-4-0	16-16-0	8-5-0	—	14-1-0	9-14-0	L2
Oklahoma State	4-0-0	3-0-0	0-0-0	1-0-0	1-0-0	—	0-0-0	3-0-0	W4
Oregon	3-0-0	0-0-0	1-0-0	2-0-0	1-0-0	—	1-0-0	1-0-0	W3
Oregon State	80-11-1	37-0-0	19-10-0	24-1-1	45-9-0	10-1-1	4-1-0	21-0-0	W3
Penn State	28-6-0	12-0-0	3-2-0	13-4-0	14-1-0	—	0-0-0	14-5-0	W27
Pittsburgh	3-0-0	1-0-0	0-0-0	2-0-0	0-0-0	—	1-0-0	2-0-0	W3
Rutgers	1-0-0	0-0-0	0-0-0	1-0-0	0-0-0	—	1-0-0	0-0-0	W1
Sacramento State	2-0-0	0-0-0	0-0-0	2-0-0	0-0-0	—	2-0-0	0-0-0	W2
San Diego State	7-0-0	3-0-0	2-0-0	2-0-0	5-0-0	—	0-0-0	2-0-0	W7
San Jose State	6-0-0	1-0-0	0-0-0	5-0-0	4-0-0	—	2-0-0	0-0-0	W6
Seattle Pacific	2-0-0	0-0-0	0-0-0	2-0-0	1-0-0	—	0-0-0	1-0-0	W2
Southern Illinois	4-3-0	1-1-0	0-1-0	3-1-0	1-2-0	—	0-0-0	3-1-0	W4
Southern Utah	32-0-0	17-0-0	2-0-0	13-0-0	23-0-0	—	8-0-0	0-0-0	W32
Southwest Missouri State	2-4-0	1-1-0	0-0-0	1-3-0	1-1-0	—	0-0-0	1-3-0	W2
Stanford	48-6-0	18-1-0	3-2-0	27-3-0	18-3-0	12-0	5-0-0	12-3-0	W27
Texas Woman's	1-0-0	1-0-0	0-0-0	0-0-0	1-0-0	—	0-0-0	0-0-0	W1
Towson State	2-0-0	0-0-0	0-0-0	2-0-0	0-0-0	—	1-0-0	1-0-0	W2
UC-Davis	2-0-0	1-0-0	0-0-0	1-0-0	1-0-0	—	1-0-0	0-0-0	W2
UCLA	68-38-1	30-3-0	16-9-0	22-26-1	33-10-0	7-5	5-1-0	23-22-1	L1
USC	15-2-0	4-0-0	3-0-0	8-2-0	12-0-0	—	0-0-0	3-2-0	W14
Utah State	98-3-0	42-0-0	28-2-0	28-1-0	65-3-0	—	24-0-0	4-0-0	W96
UTEP	7-0-0	3-0-0	2-0-0	2-0-0	5-0-0	—	2-0-0	0-0-0	W7
Washington	72-0-2	26-0-0	19-0-2	27-0-0	43-0-2	12-0	10-0-0	7-0-0	W28
Washington State	1-0-0	0-0-0	0-0-0	1-0-0	1-0-0	—	0-0-0	0-0-0	W1
Weber State	2-0-0	2-0-0	0-0-0	0-0-0	2-0-0	—	0-0-0	0-0-0	W2
West Virginia	7-0-0	3-0-0	1-0-0	3-0-0	3-0-0	—	2-0-0	1-0-0	W7
Western Michigan	1-0-0	0-0-0	0-0-0	1-0-0	1-0-0	—	0-0-0	0-0-0	W1
Wisconsin	2-0-0	0-0-0	0-0-0	2-0-0	1-0-0	—	0-0-0	1-0-0	W2
Totals	1258-263-9	497-27-0	210-95-3	551-141-6	578-102-3	76-7-1	246-14-0	326-140-5	

INFORMATION

ATHLETE PROFILES

COACHES AND STAFF

REVIEW / OPPONENTS

RECORDS / AWARDS

RESULTS

HERE'S UTAH

# SERIES VS. OPPONENTS

## AIR FORCE (2-0)

4/7/01%	W	194.075-190.200	Salt Lake City
2/20/04	W	196.850-190.600	Tempe

## ALABAMA (24-30)

4/8/83&	W	184.650-179.050	Salt Lake City
4/6/84&	W	186.050-180.800	Los Angeles
3/11/85	W	189.100-187.500	Salt Lake City
4/12/85&	W	188.350-184.050	Salt Lake City
4/19/86&	W	186.950-186.350	Gainesville
2/21/87	L	187.950-188.700	Tuscaloosa
3/9/87	W	190.950-187.350	Salt Lake City
4/24/87&	W	187.550-186.600	Salt Lake City
2/6/88	L	186.850-188.950	Tuscaloosa
3/14/88	W	190.500-188.800	Salt Lake City
4/22/88&	L	189.500-190.050	Salt Lake City
1/30/89	W	191.550-187.550	Salt Lake City
2/18/89	L	192.550-194.300	Tuscaloosa
4/14/89&	L	190.200-192.100	Athens
2/19/90	W	193.750-192.100	Salt Lake City
3/3/90	L	192.150-192.300	Tuscaloosa
4/20/90&	W	194.900-194.575	Corvallis
4/19/91&	L	194.375-195.125	Tuscaloosa
4/24/92&	W	195.650-193.350	St. Paul
4/16/93&	L	195.825-196.825	Corvallis
4/21/94&	L	194.925-196.300	Salt Lake City
4/22/94&	W	196.400-196.350	Salt Lake City
4/21/95&	W	196.650-196.425	Athens
4/25/96&	L	196.000-196.325	Tuscaloosa
4/26/96&	L	196.775-198.025	Tuscaloosa
4/17/98&	L	196.025-196.300	Los Angeles
2/18/00	L	194.675-195.300	Tempe
4/13/00&	W	196.125-196.075	Boise
4/14/00&	W	196.875-196.500	Boise
4/20/01&	L	196.025-196.550	Athens
4/19/02&	L	196.950-197.575	Tuscaloosa
4/25/03&	L	195.300-197.275	Lincoln
4/15/04&	L	196.925-197.325	Los Angeles
4/16/04&	L	195.775-197.125	Los Angeles
4/22/05&	L	197.275-197.400	Auburn
4/20/06&	L	196.175-196.250	Corvallis
4/21/06&	W	196.800-196.725	Corvallis
4/25/08&	W	197.125-196.125	Athens
4/16/09&	L	196.625-197.025	Lincoln
4/17/09&	L	197.425-197.575	Lincoln
4/23/10&	L	196.225-197.225	Gainesville
4/15/11&	L	196.200-197.050	Cleveland
4/16/11&	L	196.500-197.650	Cleveland
4/21/12&	L	197.375-197.850	Duluth
4/6/13%	L	196.400-197.400	Tuscaloosa
4/19/13&	L	196.200-197.350	Los Angeles
4/18/14&	L	197.025-197.650	Birmingham
4/18/15&	W	197.800-197.275	Fort Worth
4/15/16&	L	195.7625-197.3875	Fort Worth
4/15/17&	W	196.5875-196.0000	St. Louis
4/16/21&	W	197.600-197.575	Fort Worth
4/2/22%	W	198.200-198.175	Seattle
4/14/22&	W	197.7125-197.100	Fort Worth
4/18/24&	W	197.9375-195.4125	Fort Worth

## ARIZONA (74-1)

3/12/76%	W	104.200- 95.950	Salt Lake City
----------	---	-----------------	----------------

1/22/77	W	136.950-128.750	Salt Lake City
2/12/77	W	135.000-130.000	Tucson
3/11/77%	W	138.950-129.850	Greeley
1/28/78	W	144.600-135.050	Salt Lake City
3/11/78%	W	138.050-130.240	Albuquerque
1/26/79	W	129.300-127.950	Tucson
3/3/79	W	138.700-120.800	Salt Lake City
3/16/79%	W	136.050-132.500	Logan
2/9/80	W	144.500-132.200	Logan
2/29/80	W	145.100-136.550	Los Angeles
3/26/83%	W	185.550-169.850	Logan
3/24/84%	W	187.300-181.100	Salt Lake City
4/6/84&	W	186.050-176.900	Los Angeles
3/30/85%	W	188.850-182.150	Tempe
4/5/86%	W	187.750-184.850	Salt Lake City
4/11/87%	W	188.600-187.250	Tempe
4/24/87&	W	187.550-179.450	Salt Lake City
4/9/88%	W	190.200-186.450	Norman
4/22/88&	W	189.500-184.000	Salt Lake City
4/1/89%	W	192.800-188.900	Salt Lake City
4/14/89&	W	190.200-186.500	Athens
4/7/90%	W	194.950-188.775	Salt Lake City
4/20/90&	W	194.900-187.175	Corvallis
4/6/91%	W	194.625-191.925	Tucson
4/19/91&	W	194.375-187.475	Tuscaloosa
4/11/92%	W	197.075-194.100	Salt Lake City
4/24/92&	W	195.650-191.950	St. Paul
1/22/93	W	195.400-191.300	Tucson
4/3/93%	W	196.975-193.975	Logan
4/15/93&	W	196.325-194.025	Corvallis
4/16/93&	W	195.825-194.075	Corvallis
2/19/94	W	194.625-187.375	Salt Lake City
4/9/94%	W	194.000-190.050	Tempe
1/27/95	W	194.825-193.625	Tucson
4/8/95%	W	196.625-192.875	Lincoln
4/13/96%	W	196.675-195.750	Salt Lake City
4/25/96&	W	196.000-195.125	Tuscaloosa
1/11/97	W	194.325-192.325	Tucson
4/5/97%	W	195.700-193.875	Salt Lake City
1/16/98	W	194.700-188.850	Salt Lake City
4/4/98%	W	195.575-194.750	Tempe
2/12/99	W	193.625-193.250	Tucson
2/25/00	W	196.525-193.475	Salt Lake City
1/26/01	W	194.400-193.925	Tucson
1/18/02	W	197.150-196.100	Salt Lake City
4/18/02&	W	196.775-194.975	Tuscaloosa
2/14/03	W	196.900-194.500	Tucson
4/3/04%	W	197.625-196.375	Tucson
4/12/08%	W	196.950-194.275	Minneapolis
3/24/12+	W	197.375-195.900	Salt Lake City
1/25/13	W	196.600-196.075	Tucson
3/23/13+	W	197.075-195.525	Corvallis
2/7/14	W	197.825-194.425	Salt Lake City
3/22/14+	W	197.925-196.250	Berkeley
1/31/15	W	197.850-196.375	Tucson
3/21/15+	W	198.150-196.225	Salt Lake City
2/1/16	W	197.150-194.850	Salt Lake City
3/19/16+	W	196.925-195.525	Seattle
3/18/17+	W	197.925-196.275	Stanford
1/26/18	W	197.550/196.325	Tucson
3/24/18+	W	197.350-195.825	Tucson
2/1/19	W	197.075-195.400	Salt Lake City

3/23/19+	W	198.025-193.900	West Valley City
2/1/20	W	197.300-195.975	Tucson
1/23/21	W	197.075-195.650	Salt Lake City
3/20/21+	W	197.725-195.400	West Valley City
2/25/22	L	196.775-196.850	Tucson
3/19/22+	W	198.000-196.375	West Valley City
2/24/23	W	197.925-196.675	Salt Lake City
3/18/23+	W	197.925-196.375	West Valley City
3/8/24	W	197.875-195.725	Tucson
3/23/24+	W	198.000-196.475	West Valley City
2/7/25	W	197.675-196.125	Salt Lake City
3/22/25^	W	197.775-196.675	West Valley City

## ARIZONA STATE (89-17-1)

3/12/76%	L	104.200-106.650	Salt Lake City
4/2/76&	L	101.650-103.000	Boone
2/11/77	T	136.950-136.950	Tempe
3/11/77%	L	138.950-140.900	Greeley
4/1/77&	L	138.500-138.550	Mount Pleasant
1/27/78	W	143.800-138.650	Salt Lake City
3/11/78%	L	138.050-138.500	Albuquerque
3/30/78&	W	141.100-140.880	Seattle
1/27/79	W	132.100-131.550	Tempe
3/16/79%	W	136.050-133.400	Logan
2/7/80	W	144.550-139.750	Salt Lake City
2/9/80	W	144.500-139.950	Logan
4/4/80&	W	144.150-136.950	Baton Rouge
2/15/81	W	143.100-141.300	Los Angeles
4/10/81&	W	145.650-141.600	Salt Lake City
1/25/82	W	146.850-144.350	Salt Lake City
2/10/82	L	147.300-147.850	Tempe
3/26/82&	W	148.600-142.950	Salt Lake City
2/1/83	L	184.800-188.550	Tempe
2/25/83	L	183.400-185.050	Corvallis
3/7/83	W	186.200-184.350	Salt Lake City
3/26/83%	L	185.550-186.900	Logan
4/8/83&	W	184.650-183.300	Salt Lake City
1/21/84	W	189.600-184.400	Salt Lake City
2/3/84	L	187.950-188.700	Tempe
3/24/84%	W	187.300-184.700	Salt Lake City
4/6/84&	W	186.050-183.650	Los Angeles
1/26/85	L	186.900-188.500	Tempe
2/22/85	W	190.150-186.900	Salt Lake City
3/30/85%	W	188.850-187.500	Tempe
4/12/85&	W	188.350-186.300	Salt Lake City
2/10/86	W	188.750-186.100	Salt Lake City
2/28/86	L	185.000-186.950	Tempe
4/5/86%	W	187.750-187.700	Salt Lake City
4/19/86&	W	186.950-186.700	Gainesville
1/19/87	W	188.500-180.800	Salt Lake City
3/4/87	L	188.150-188.750	Tempe
4/11/87%	L	188.600-189.000	Tempe
4/24/87&	W	187.550-184.000	Salt Lake City
1/29/88	W	185.600-185.250	Tempe
2/29/88	W	190.750-186.700	Salt Lake City
4/9/88%	W	190.200-187.100	Norman
4/22/88&	W	189.500-185.100	Salt Lake City
1/23/89	W	189.35-0187.250	Salt Lake City
2/11/89	W	190.200-189.750	Tempe
4/1/89%	W	192.800-190.000	Salt Lake City
4/14/89&	W	190.200-187.900	Athens
4/7/90%	W	194.950-187.800	Salt Lake City

# SERIES VS. OPPONENTS

INFORMATION

ATHLETE PROFILES

COACHES AND STAFF

REVIEW / OPPONENTS

RECORDS / AWARDS

RESULTS

HERE'S UTAH

4/6/91%	W	194.625-190.750	Tucson
4/19/91&	W	194.375-187.650	Tuscaloosa
4/11/92%	W	197.075-191.950	Salt Lake City
4/24/92&	W	195.650-191.000	St. Paul
4/3/93%	W	196.975-193.200	Logan
4/15/93&	W	196.325-192.175	Corvallis
2/11/94	W	194.675-194.125	Tempe
4/9/94%	W	194.000-191.875	Tempe
4/21/94&	W	194.925-190.825	Salt Lake City
1/16/95	W	195.475-189.950	Salt Lake City
4/8/95%	W	196.625-193.250	Lincoln
2/2/96	W	193.875-193.250	Tempe
4/13/96%	W	196.675-194.075	Salt Lake City
4/5/97%	W	195.700-195.225	Salt Lake City
4/4/98%	W	195.575-195.025	Tempe
4/17/98&	W	196.025-195.450	Los Angeles
2/18/00	L	194.675-195.850	Tempe
2/16/01	W	197.900-196.100	Salt Lake City
4/19/01&	W	196.575-194.775	Athens
1/24/03	L	197.150-197.450	Salt Lake City
2/20/04	W	196.850-196.500	Tempe
4/15/04&	W	196.925-196.325	Los Angeles
3/18/05	W	197.725-196.600	Salt Lake City
2/3/06	W	196.175-196.100	Tempe
3/23/07	W	196.650-194.950	Salt Lake City
1/25/08	W	196.700-195.625	Tempe
3/6/09	W	197.350-194.350	Salt Lake City
2/5/10	W	196.475-195.700	Tempe
2/4/11	W	196.525-194.125	Salt Lake City
2/12/12	W	196.150-194.000	Tempe
3/24/12+	W	197.375-194.550	Salt Lake City
4/7/12%	W	196.825-194.400	Salt Lake City
2/1/13	W	196.425-195.450	Salt Lake City
3/23/13+	W	197.075-193.425	Corvallis
2/1/14	W	197.200-194.900	Tempe
3/22/14+	W	197.925-195.500	Berkeley
4/5/14%	W	197.300-194.425	Fayetteville
2/6/15	W	197.825-194.100	Salt Lake City
3/21/15+	W	198.150-192.700	Salt Lake City
3/19/16+	W	196.925-191.725	Seattle
2/25/17	W	197.600-194.850	Tempe
3/18/17+	W	197.925-195.600	Stanford
2/9/18	W	197.075/195.400	Salt Lake City
3/24/18+	W	197.350-196.425	Tucson
1/26/19	W	197.375-195.825	Tempe
3/23/19+	W	198.025-196.400	West Valley City
1/24/20	W	197.050-194.300	Salt Lake City
2/6/21	W	197.450-197.150	Tempe
3/20/21+	W	197.725-196.375	West Valley City
4/2/21%	W	197.500-196.600	West Valley City
4/3/21%	W	197.925-197.600	West Valley City
1/21/22	W	197.400-196.100	Salt Lake City
3/19/22+	W	198.000-196.675	West Valley City
2/20/23	L	197.500-197.550	Tempe
3/18/23+	W	197.925-196.700	West Valley City
1/26/24	W	197.675-196.700	Salt Lake City
3/23/24+	W	198.000-196.550	West Valley City
2/14/25	W	196.600-196.475	Tempe
3/22/25^	W	197.775-195.975	West Valley City

## ARKANSAS (9-1)

2/2/07	W	196.150-193.625	Salt Lake City
--------	---	-----------------	----------------

4/3/04%	W	197.625-195.550	Tucson
4/12/08%	W	196.950-196.125	Minneapolis
4/16/09&	L	196.625-196.950	Lincoln
4/17/09&	W	197.425-196.475	Lincoln
4/21/12&	W	197.375-196.300	Duluth
4/19/13&	W	196.200-196.150	Los Angeles
4/5/14%	W	197.300-196.375	Fayetteville
4/1/17%	W	197.150-196.600	Fayetteville
4/5/19%	W	196.800-196.175	Baton Rouge

## AUBURN (13-0)

4/19/91&	W	194.375-187.650	Tuscaloosa
4/15/93&	W	196.325-193.775	Corvallis
4/16/93&	W	195.825-194.725	Corvallis
4/24/03&	W	196.850-193.525	Lincoln
4/8/06%	W	195.700-193.050	Ann Arbor
4/4/09%	W	197.675-195.250	Seattle
4/10/10%	W	196.900-194.925	Salt Lake City
4/18/15&	W	197.800-196.625	Fort Worth
4/1/17%	W	197.150-196.600	Fayetteville
4/7/18%	W	197.475-196.525	Salt Lake City
4/6/19%	W	197.250-195.725	Baton Rouge
4/16/22&	W	197.750-197.350	Fort Worth
3/30/23%	W	198.125-195.900	Los Angeles

## BOISE STATE (18-0)

3/26/83%	W	185.550-166.300	Logan
3/18/89#	W	191.800-186.150	Provo
3/24/90#	W	194.500-184.550	Salt Lake City
3/23/91\$	W	194.400-184.250	Albuquerque
3/28/92\$	W	196.850-188.350	Provo
3/6/93	W	196.650-186.650	Salt Lake City
3/20/93\$	W	197.600-192.100	Boise
2/26/99	W	197.625-194.200	Logan
4/10/99%	W	196.425-192.475	Corvallis
4/6/02%	W	197.100-194.550	Corvallis
4/4/09%	W	197.675-195.300	Seattle
4/10/10%	W	196.900-195.950	Salt Lake City
1/11/14	W	196.650-195.850	Salt Lake City
1/16/15	W	196.675-194.525	Salt Lake City
4/4/15%	W	196.575-195.375	Berkeley
1/20/17	W	197.625-196.225	Salt Lake City
4/2/21%	W	197.500-195.825	West Valley City
1/5/24	W	197.300-194.350	Salt Lake City

## BRIGHAM YOUNG (108-2)

1/17/76	W	97.750-81.050	Salt Lake City
2/3/76	W	100.980-92.750	Salt Lake City
3/12/76%	W	104.200-88.200	Salt Lake City
1/22/77	W	136.950-66.600	Salt Lake City
3/11/77%	W	138.950-91.200	Greeley
1/7/78	W	139-900-120.000	Provo
1/12/79	W	129.500-127.050	Logan
1/19/79	W	134.050-126.480	Salt Lake City
1/20/79	W	138.900-138.850	Provo
3/16/79%	W	136.050-129.250	Logan
2/9/80	W	144.500-137.550	Logan
3/22/80%	W	147.450-142.100	Boulder
4/4/80&	W	144.150-137.500	Baton Rouge
2/2/81	W	147.950-137.650	Salt Lake City
2/9/81	W	150.220-140.150	Logan
3/28/81%	W	149.350-144.450	Albuquerque

4/10/81&	W	145.650-136.000	Salt Lake City
3/14/83	W	185.250-178.200	Salt Lake City
3/26/83%	W	185.550-175.550	Logan
3/30/85%	W	188.850-176.200	Tempe
3/22/86#	W	186.850-177.750	Salt Lake City
3/28/87#	W	187.750-178.550	Albuquerque
3/26/88#	W	190.900-185.000	Logan
3/13/89	W	192.800-189.050	Salt Lake City
3/18/89#	W	191.800-188.800	Provo
4/1/89%	W	192.800-187.000	Salt Lake City
1/13/90	W	191.150-186.100	Provo
2/26/90	W	193.300-188.150	Salt Lake City
3/24/90#	W	194.500-188.900	Salt Lake City
4/7/90%	W	194.950-185.350	Salt Lake City
1/21/91	W	194.550-188.250	Salt Lake City
3/16/91	W	195.250-193.550	Provo
3/23/91\$	W	194.400-189.200	Albuquerque
4/6/91%	W	194.625-191.100	Tucson
4/19/91&	W	194.375-187.700	Tuscaloosa
1/20/92	W	194.000-187.550	Salt Lake City
2/17/92	W	195.800-192.250	Salt Lake City
3/21/92	W	197.000-194.200	Provo
3/28/92\$	W	196.850-193.750	Provo
4/11/92%	W	197.075-191.900	Salt Lake City
4/24/92&	W	195.650-187.700	St. Paul
1/18/93	W	196.950-187.950	Salt Lake City
1/30/93	W	195.550-193.800	Salt Lake City
3/13/93	W	197.100-194.900	Provo
3/20/93\$	W	197.600-194.350	Boise
4/3/93%	W	196.975-192.800	Logan
1/21/94	W	192.500-185.425	Salt Lake City
3/26/94	L	125.800-194.125	Provo
4/9/94%	W	194.000-192.875	Tempe
2/3/95	W	196.025-190.375	Provo
3/25/95	W	197.875-194.175	Salt Lake City
4/8/95%	W	196.625-194.050	Lincoln
1/26/96	W	195.825-193.225	Salt Lake City
3/23/96	W	195.075-194.850	Provo
4/13/96%	W	196.675-194.925	Salt Lake City
1/31/97	W	196.700-194.275	Salt Lake City
3/22/97	W	196.875-196.375	Provo
4/5/97%	W	195.700-194.025	Salt Lake City
2/6/98	W	196.825-194.875	Salt Lake City
3/21/98	L	195.975-196.050	Provo
4/4/98%	W	195.575-195.500	Tempe
1/29/99	W	195.150-192.000	Provo
3/27/99	W	197.475-195.475	Salt Lake City
2/4/00	W	196.300-195.800	Salt Lake City
3/18/00	W	197.200-195.650	Provo
4/13/00&	W	196.125-194.500	Boise
2/9/01	W	197.226-196.025	Provo
3/23/01	W	197.925-197.375	Salt Lake City
3/1/02	W	197.250-195.525	Provo
3/23/02	W	198.425-195.250	Salt Lake City
1/17/03	W	196.800-194.700	Salt Lake City
3/28/03	W	197.400-196.025	Provo
4/12/03%	W	196.975-192.400	Salt Lake City
1/23/04	W	196.225-194.000	Provo
3/19/04	W	198.600-197.800	Salt Lake City
2/11/05	W	196.650-194.350	Salt Lake City
3/26/05	W	197.450-196.825	Provo
4/9/05%	W	196.800-195.975	Salt Lake City

# SERIES VS. OPPONENTS

2/24/06	W	195.825-194.250	Provo
3/24/06	W	197.500-193.350	Salt Lake City
2/2/07	W	196.150-192.600	Salt Lake City
3/30/07	W	196.725-194.600	Provo
2/8/08	W	196.700-193.925	Provo
3/28/08	W	197.100-193.850	Salt Lake City
2/6/09	W	196.850-192.850	Salt Lake City
3/20/09	W	197.800-192.725	Provo
2/26/10	W	195.925-194.375	Provo
3/26/10	W	196.950-195.825	Salt Lake City
3/18/11	W	196.700-195.800	Provo
1/27/12	W	197.550-194.450	Salt Lake City
3/1/13	W	197.125-195.500	Provo
4/6/13%	W	196.400-194.475	Tuscaloosa
1/11/14	W	196.650-194.550	Salt Lake City
1/9/15	W	196.900-193.350	Provo
4/4/15%	W	196.575-194.150	Berkeley
1/8/16	W	196.175-193.850	Salt Lake City
1/13/17	W	196.600-194.175	Provo
1/5/18	W	197.000/194.275	Salt Lake City
4/7/18%	W	197.475-196.300	Salt Lake City
1/11/19	W	197.250-196.475	Provo
4/5/19%	W	196.800-195.550	Baton Rouge
1/11/20	W	197.000-195.575	West Valley City
1/9/21	W	196.900-195.700	West Valley City
1/7/22	W	197.100-195.225	West Valley City
1/13/23	W	197.750-195.175	West Valley City
1/15/24	W	197.725-195.775	West Valley City
1/20/25	W	197.950-195.750	West Valley City
1/24/25	W	196.975-195.325	Provo
3/22/25^	W	197.775-196.275	West Valley City
4/3/25%	W	197.650-196.000	Salt Lake City

## CALIFORNIA (32-6)

2/29/80	W	145.100-126.350	Los Angeles
2/15/81	W	143.100-119.650	Los Angeles
2/28/83	W	184.500-180.000	Berkeley
1/24/86	W	186.050-180.150	Salt Lake City
4/24/92&	W	195.650-190.700	St. Paul
4/12/03%	W	196.975-195.025	Salt Lake City
3/4/05	W	197.425-191.500	Salt Lake City
4/14/07%	W	197.325-193.900	Berkeley
3/24/12+	W	197.375-193.525	Salt Lake City
2/9/13	W	197.050-192.750	Salt Lake City
3/23/13+	W	197.075-195.075	Corvallis
1/17/14	W	196.875-196.275	Berkeley
3/22/14+	W	197.925-196.550	Berkeley
3/21/15+	W	198.150-196.150	Salt Lake City
4/4/15%	W	196.575-196.000	Berkeley
2/27/16	W	197.025-196.750	Berkeley
3/19/16+	W	196.925-196.725	Seattle
4/15/16&	L	195.7625-195.9500	Fort Worth
2/4/17	W	196.450-195.725	Salt Lake City
3/18/17+	W	197.925-196.300	Stanford
4/1/17%	W	197.150-196.300	Fayetteville
2/25/18	L	197.450-197.500	Berkeley
3/24/18+	W	197.350-196.950	Tucson
4/7/18%	W	197.475-196.725	Salt Lake City
4/20/18&	W	197.1375-196.5000	St. Louis
2/9/19	W	197.150-196.225	Salt Lake City
3/23/19+	W	198.025-196.575	West Valley City
2/8/20	W	197.550-197.325	Berkeley

2/26/21	W	197.375-197.125	Salt Lake City
3/20/21+	W	197.725-197.375	West Valley City
2/12/22	L	197.275-197.525	Berkeley
3/19/22+	W	198.000-197.425	West Valley City
2/24/23	W	198.550-197.550	Salt Lake City
3/18/23+	W	197.925-197.825	West Valley City
3/2/24	L	197.700-198.100	Berkeley
3/23/24+	W	198.000-197.325	West Valley City
4/20/24&	L	197.800-197.8500	Fort Worth
1/11/25	L	196.800-197.275	Oklahoma City

## CAL STATE-FULLERTON (21-13)

1/22/76	L	96.100-105.150	Salt Lake City
4/2/76&	L	101.650-106.300	Boone
1/22/77	L	136.950-140.950	Salt Lake City
4/1/77&	L	138.500-146.800	Mount Pleasant
2/24/78	L	143.250-146.850	Salt Lake City
3/30/78&	L	141.100-147.550	Seattle, WA
2/20/79	L	138.400-142.700	Salt Lake City
3/30/79&	L	138.100-143.800	University Park
2/27/80	L	143.300-146.600	Fullerton
4/4/80&	W	144.150-143.650	Baton Rouge
2/21/81	L	146.400-146.550	Fullerton
2/28/81	W	150.400-145.100	Salt Lake City
4/10/81&	W	145.650-141.950	Salt Lake City
2/15/82	W	150.350-146.650	Salt Lake City
2/27/82	W	147.000-146.250	Los Angeles
2/28/82	L	146.250-146.550	Fullerton
3/26/82&	W	148.600-144.150	Salt Lake City
4/8/83&	W	184.650-179.250	Salt Lake City
2/20/84	W	188.050-183.050	Salt Lake City
3/3/84	L	185.400-187.150	Fullerton
4/6/84&	W	186.050-183.900	Los Angeles
2/15/85	W	187.200-186.350	Fullerton
3/11/85	W	189.100-187.250	Salt Lake City
4/12/85&	W	188.350-183.500	Salt Lake City
3/17/86	W	188.400-186.350	Salt Lake City
4/19/86&	W	186.950-185.000	Gainesville
2/13/87	W	183.850-180.900	Fullerton
2/27/87	W	188.050-183.900	Salt Lake City
2/22/88	W	190.550-185.450	Salt Lake City
3/4/88	L	184.850-185.400	Fullerton
4/14/89&	W	190.200-189.450	Athens
4/20/90&	W	194.900-189.700	Corvallis
2/11/91	W	193.950-186.800	Salt Lake City
3/1/91	W	193.900-186.850	Fullerton

## CAL STATE-HAYWARD (1-0)

2/12/77	W	135.000-124.000	Tucson
---------	---	-----------------	--------

## CAL STATE-LONG BEACH (2-0)

1/17/76	W	97.750-89.700	Salt Lake City
3/10/86	W	186.250-170.500	Logan

## CAL STATE-NORTHRIDGE (1-0)

2/20/83	W	182.800-171.300	Los Angeles
---------	---	-----------------	-------------

## CANISIUS (1-0)

4/2/76&	W	101.650-101.050	Boone
---------	---	-----------------	-------

## CENTRAL MICHIGAN (2-0)

4/2/76&	W	101.650-91.050	Boone
4/1/17%	W	197.150-195.675	Fayetteville

## CLARION (0-5)

4/2/76&	L	101.650-107.950	Boone
4/1/77&	L	138.500-147.800	Mount Pleasant
3/30/78&	L	141.100-142.050	Seattle
2/20/79	L	138.400-141.750	Salt Lake City
3/30/79&	L	138.100-141.750	University Park

## COLORADO (9-2)

1/31/76	L	98.700-98.850	Salt Lake City
2/3/76	W	100.980-100.18	Salt Lake City
3/12/76%	W	104.200-99.950	Salt Lake City
4/2/76&	W	101.650-97.350	Boone
1/28/77	W	132.650-118.700	Boulder
3/11/77%	W	138.950-68.9500	Greeley
2/3/78	W	144.000-138.650	Salt Lake City
2/3/79	L	130.850-131.450	Greeley
3/16/79%	W	136.050-132.650	Logan
1/25/80	W	141.500-119.100	Salt Lake City
3/22/80%	W	147.450-127.750	Boulder

## COLORADO STATE (5-1)

1/29/77	W	134.350-95.850	Fort Collins
3/11/77%	W	138.950-117.250	Greeley
2/4/78	L	106.450-122.650	Logan
2/2/79	W	129.900-121.400	Fort Collins
1/25/80	W	141.500-121.750	Salt Lake City
3/22/80%	W	147.450-129.450	Boulder

## DENVER (23-0-1)

3/11/77%	W	138.950-30.900	Greeley
3/18/89#	W	191.800-181.600	Provo
1/13/90	W	191.150-178.750	Provo
3/24/90#	W	194.500-186.500	Salt Lake City
3/23/91\$	W	194.400-186.000	Albuquerque
3/28/92\$	W	196.850-184.750	Provo
3/20/93\$	W	197.600-188.550	Boise
4/13/96%	W	196.675-191.950	Salt Lake City
4/5/97%	W	195.700-192.525	Salt Lake City
4/1/00%	W	196.325-195.450	Minneapolis
4/7/01%	W	194.075-193.900	Salt Lake City
4/19/01&	W	196.575-193.625	Athens
4/12/03%	W	196.975-195.350	Salt Lake City
4/26/07&	W	197.325-195.575	Salt Lake City
4/24/08&	W	196.950-194.200	Athens
4/10/10%	W	196.900-196.175	Salt Lake City
4/6/13%	W	196.400-195.275	Tuscaloosa
1/20/17	W	197.625-196.875	Salt Lake City
4/1/17%	W	197.150-197.050	Fayetteville
4/14/17&	W	197.0500-196.4750	St. Louis
2/21/25	W	198.075-197.525	Salt Lake City
3/22/25^	W	197.775-196.400	West Valley City
4/3/25%	T	197.650-197.650	Salt Lake City
4/5/25%	W	197.825-197.350	Salt Lake City

## EASTERN KENTUCKY (1-0)

3/30/79&	W	138.100-130.450	University Park
----------	---	-----------------	-----------------

## FLORIDA (35-23-1)

4/4/80&	W	144.150-132.650	Baton Rouge
---------	---	-----------------	-------------

# SERIES VS. OPPONENTS

INFORMATION

ATHLETE PROFILES

COACHES AND STAFF

REVIEW / OPPONENTS

RECORDS / AWARDS

RESULTS

HERE'S UTAH

4/10/81&	W	145.650-141.350	Salt Lake City
3/26/82&	W	148.600-140.900	Salt Lake City
4/8/83&	W	184.650-177.850	Salt Lake City
3/12/84	W	189.350-183.950	Salt Lake City
4/6/84&	W	186.050-182.200	Los Angeles
4/12/85&	W	188.350-184.300	Salt Lake City
4/19/86&	W	186.950-181.300	Gainesville
4/24/87&	W	187.550-183.800	Salt Lake City
4/22/88&	W	189.500-186.650	Salt Lake City
4/14/89&	W	190.200-187.000	Athens
4/20/90&	W	194.900-187.175	Corvallis
4/19/91&	W	194.375-189.700	Tuscaloosa
4/24/92&	W	195.650-188.700	St. Paul
1/31/94	W	193.700-187.100	Salt Lake City
4/21/94&	W	194.925-194.250	Salt Lake City
4/22/94&	W	196.400-194.850	Salt Lake City
3/20/95	L	194.725-194.950	Gainesville
4/26/96&	W	196.000-194.825	Tuscaloosa
4/16/98&	L	196.200-196.750	Los Angeles
4/17/98&	L	196.025-196.350	Los Angeles
2/22/99	W	196.975-193.750	Salt Lake City
4/22/99&	W	195.475-194.000	Salt Lake City
3/17/01	W	196.750-196.525	Gainesville
3/16/02	W	196.750-195.250	Salt Lake City
3/21/03	L	196.150-197.125	Gainesville
4/24/03&	W	196.850-196.325	Lincoln
4/3/04&	W	197.625-197.050	Tucson
4/16/04&	L	195.775-196.800	Los Angeles
3/4/05	W	197.425-196.450	Salt Lake City
3/17/06	L	196.675-197.325	Gainesville
4/21/06&	W	196.800-196.275	Corvallis
3/9/07	L	196.725-197.050	Salt Lake City
4/27/07&	W	197.250-197.225	Salt Lake City
3/14/08	L	196.875-197.700	Gainesville
4/25/08&	W	197.125-196.700	Athens
3/13/09	W	197.075-196.000	Salt Lake City
4/17/09&	W	197.425-196.725	Lincoln
3/19/10	L	196.500-197.550	Gainesville
4/10/10%	L	196.900-197.675	Salt Lake City
4/23/10&	L	196.225-197.000	Gainesville
3/4/11	L	196.750-197.000	Salt Lake City
4/15/11&	W	196.200-196.125	Cleveland
3/16/12	L	196.475-197.900	Gainesville
4/21/12&	L	197.375-197.775	Duluth
3/16/13	W	198.125-197.875	Salt Lake City
4/18/14&	L	197.025-197.650	Birmingham
4/17/15&	T	197.475-197.475	Fort Worth
4/18/15&	L	197.800-197.850	Fort Worth
4/15/17&	L	196.5875-197.7000	St. Louis
4/20/18&	L	197.1375-197.5875	St. Louis
4/21/18&	L	196.9000-197.8500	St. Louis
4/17/21&	W	197.9875-197.1375	Fort Worth
4/16/22&	L	197.750-198.0875	Fort Worth
4/16/23&	L	197.9375-198.2375	Fort Worth
4/7/24%	L	197.575-198.325	Gainesville
4/18/24&	W	197.9375-197.8750	Fort Worth
4/20/24&	W	197.8000-197.4375	Fort Worth
2/2/25	L	197.425-197.575	Morgantown

## GEORGE WASHINGTON (1-0)

3/17/01	W	196.675-192.275	Gainesville
---------	---	-----------------	-------------

## GEORGIA (27-29-1)

3/30/78&	W	141.100-133.300	Seattle
3/30/79&	W	138.100-131.600	University Park
2/25/83	W	183.400-175.000	Corvallis
4/6/84&	W	186.050-177.600	Los Angeles
4/12/85&	W	188.350-180.500	Salt Lake City
4/19/86&	W	186.950-185.450	Gainesville
4/24/87&	L	187.550-187.900	Salt Lake City
2/6/88	L	186.850-188.950	Tuscaloosa
4/22/88&	W	189.500-186.800	Salt Lake City
4/14/89&	L	190.200-192.650	Athens
4/20/90&	W	194.900-193.225	Corvallis
1/25/91	W	193.550-193.500	Athens
3/9/91	W	194.650-193.250	Salt Lake City
4/19/91&	W	194.375-193.375	Tuscaloosa
4/24/92&	W	195.650-194.600	St. Paul
4/16/93&	L	195.825-198.000	Corvallis
4/22/94&	W	196.400-195.850	Salt Lake City
2/3/95	W	196.025-194.175	Provo
4/20/95&	L	195.325-196.825	Athens
4/21/95&	W	196.650-196.075	Athens
4/26/96&	T	196.775-196.775	Tuscaloosa
4/17/97&	L	196.025-197.075	Gainesville
4/17/98&	L	196.025-197.725	Los Angeles
4/22/99&	L	195.475-197.025	Salt Lake City
4/13/00&	L	196.125-196.775	Boise
4/14/00&	W	196.875-196.800	Boise
4/19/01&	L	196.575-197.100	Athens
4/20/01&	L	196.025-197.400	Athens
4/18/02&	W	196.775-196.650	Tuscaloosa
4/19/02&	L	196.950-197.250	Tuscaloosa
4/24/03&	W	196.850-196.625	Lincoln
4/25/03&	L	195.300-197.150	Lincoln
4/16/04&	L	195.775-197.200	Los Angeles
2/25/05	L	197.150-197.275	Athens
4/22/05&	L	197.275-197.825	Auburn
3/6/06	L	197.075-197.100	Salt Lake City
4/21/06&	L	196.800-197.750	Corvallis
2/16/07	L	195.475-196.850	Athens
4/27/07&	L	197.250-197.850	Salt Lake City
1/11/08	W	196.300-196.200	Salt Lake City
4/24/08&	L	196.950-197.625	Athens
4/25/08&	L	197.125-197.425	Athens
1/19/09	L	196.725-197.150	Athens
4/17/09&	L	197.425-197.825	Lincoln
1/22/10	W	196.550-196.500	Salt Lake City
1/15/11	W	195.900-195.800	Athens
2/3/12	W	197.150-196.950	Salt Lake City
3/9/13	L	197.650-196.975	Athens
3/15/14	W	198.025-197.600	Salt Lake City
3-14-15	L	197.275-197.450	Athens
4/4/15%	L	196.575-197.025	Berkeley
4/17/15&	W	197.475-196.600	Fort Worth
3/12/16	W	197.675-197.125	Salt Lake City
3/11/17	L	196.650-197.250	Athens
3/16/18	W	198.150-196.350	Salt Lake City
3/16/19	L	197.450-197.525	Athens
2/11/23	W	197.600-196.100	Fort Worth

## GRAND VIEW COLLEGE (1-0)

4/2/76&	W	101.65-99.40	Boone
---------	---	--------------	-------

## HOUSTON BAPTIST (1-0)

4/9/88%	W	190.200-182.250	Norman
---------	---	-----------------	--------

## ILLINOIS (7-0)

2/7/81	W	147.180-134.650	Salt Lake City
4/3/04%	W	197.625-195.400	Tucson
4/4/09%	W	197.675-196.700	Seattle
4/16/09&	W	196.625-195.050	Lincoln
4/2/16%	W	197.125-195.350	Salt Lake City
3/31/22%	W	197.800-197.375	Seattle
2/11/23	W	197.600-196.300	Fort Worth

## ILLINOIS-CHICAGO (3-0)

3/5/04	W	197.950-195.175	Seattle
4/3/04%	W	197.625-193.875	Tucson
1/20/17	W	197.625-193.250	Salt Lake City

## ILLINOIS STATE (1-0)

2/11/23	W	197.600-195.850	Fort Worth
---------	---	-----------------	------------

## INDIANA STATE (0-2)

4/2/76&	L	101.650-101.720	Boone
4/1/77&	L	138.500-138.550	Mount Pleasant

## IOWA (6-0)

1/16/89	W	187.600-178.750	Salt Lake City
3/21/92	W	197.000-188.100	Provo
2/6/04	W	197.650-195.900	Salt Lake City
3/5/04	W	197.950-196.900	Seattle
4/9/05%	W	196.800-192.350	Salt Lake City
4/12/08%	W	196.950-193.875	Minneapolis

## IOWA STATE (8-0)

2/22/80	W	144.450-130.950	Salt Lake City
2/26/90	W	193.300-181.750	Salt Lake City
2/8/93	W	196.300-183.400	Salt Lake City
4/7/01%	W	194.075-193.375	Salt Lake City
4/21/06&	W	196.800-194.725	Corvallis
1/15/10	W	196.300-195.350	Salt Lake City
4/7/12%	W	196.825-193.150	Salt Lake City
4/6/13%	W	196.400-195.400	Tuscaloosa

## JACKSONVILLE STATE (3-0)

4/4/80&	W	144.15-135.15	Baton Rouge
2/7/81	W	147.18-136.75	Salt Lake City
2/9/81	W	150.22-136.55	Logan

## KENTUCKY (4-0)

4/20/18&	W	197.1375-196.0625	St. Louis
1/3/20	W	196.425-195.350	Salt Lake City
4/3/21%	W	197.925-197.600	West Valley City
4/13/23&	W	198.25-197.125	Fort Worth

## KENT STATE (5-0)

4/2/76&	W	101.650-97.700	Boone
3/30/78&	W	141.100-129.900	Seattle
3/30/79&	W	138.100-129.800	University Park
4/15/11&	W	196.200-195.000	Cleveland
4/6/13%	W	196.400-193.500	Tuscaloosa

## LOUISIANA STATE (37-11)

4/2/76&	W	101.650-96.400	Boone
---------	---	----------------	-------

# SERIES VS. OPPONENTS

4/1/77&	W	138.500-136.050	Mount Pleasant
3/30/78&	W	141.100-137.700	Seattle
3/30/79&	W	138.100-131.950	University Park
2/7/80	W	144.550-133.950	Salt Lake City
2/9/80	W	144.500-138.150	Logan
4/4/80&	W	144.150-137.900	Baton Rouge
4/10/81&	W	145.650-135.450	Salt Lake City
4/8/83&	W	184.650-177.800	Salt Lake City
2/3/86	W	187.700-178.250	Salt Lake City
4/19/86&	W	186.950-180.550	Gainesville
4/24/87&	W	187.550-181.150	Salt Lake City
4/22/88&	W	189.500-187.900	Salt Lake City
4/20/90&	W	194.900-192.100	Corvallis
4/19/91&	W	194.375-188.600	Tuscaloosa
4/15/93&	W	196.325-193.425	Corvallis
4/21/94&	W	194.925-193.225	Salt Lake City
4/20/95&	W	195.325-193.025	Athens
4/17/97&	W	196.025-193.825	Gainesville
4/16/98&	W	196.200-195.300	Los Angeles
2/19/99	W	196.375-195.150	Salt Lake City
1/28/00	L	194.800-195.125	Baton Rouge
4/13/00&	W	196.125-194.950	Boise
2/1/02	L	196.100-196.125	Baton Rouge
4/18/02&	W	196.775-195.850	Tuscaloosa
3/14/03	W	197.475-196.575	Salt Lake City
4/15/04&	W	196.925-196.650	Las Angeles
4/21/05&	W	196.850-195.800	Auburn
4/20/06&	W	196.175-195.650	Corvallis
4/26/07&	W	197.325-196.275	Salt Lake City
4/25/08&	W	197.125-196.350	Athens
4/17/09&	W	197.425-196.375	Lincoln
4/22/10&	W	196.625-196.025	Gainesville
4/20/12&	W	197.200-196.550	Duluth
4/15/17&	L	196.5875-197.7375	St. Louis
4/21/18&	L	196.9000-197.8375	St. Louis
2/15/19	L	197.075-197.250	St. Charles
4/6/19%	L	197.250-197.500	Baton Rouge
4/19/19&	L	196.7250-197.5125	Fort Worth
4/3/21%	W	197.925-197.750	West Valley City
4/16/21&	W	197.600-197.5625	Fort Worth
3/11/22	L	197.875-198.125	Baton Rouge
1/6/23	W	197.275-196.775	Salt Lake City
4/16/23&	W	197.9375-197.525	Fort Worth
1/13/24	L	196.975-197.150	West Valley City
4/20/24&	L	197.8000-198.2250	Fort Worth
1/11/25	L	196.800-197.650	Oklahoma City
4/17/25%	W	197.7625-197.5250	Fort Worth

## LOUISVILLE (6-0)

4/2/76&	W	101.650-98.900	Boone
4/1/77&	W	138.500-133.150	Mount Pleasant
3/30/78&	W	141.100-136.600	Seattle
3/30/79&	W	138.100-133.900	University Park
4/4/80&	W	144.150-137.400	Baton Rouge
4/10/81&	W	145.650-134.000	Salt Lake City

## MARYLAND (2-0)

2/20/83	W	182.800-166.400	Los Angeles
4/5/24%	W	197.825-196.350	Gainesville

## MASSACHUSETTS (1-2)

4/2/76&	L	101.650-102.550	Boone
---------	---	-----------------	-------

4/1/77&	L	138.500-144.700	Mount Pleasant
3/30/78&	W	141.100-138.700	Seattle

## MICHIGAN (29-16)

3/26/82&	W	148.600-136.900	Salt Lake City
2/25/83	W	183.400-167.350	Corvallis
4/22/94&	W	196.400-195.150	Salt Lake City
2/20/95	W	196.375-194.675	Salt Lake City
4/20/95&	L	195.325-195.700	Athens
4/21/95&	W	196.650-196.425	Athens
2/17/96	L	194.725-195.575	Ann Arbor
4/26/96&	W	196.775-196.375	Tuscaloosa
2/28/97	W	197.025-196.025	Salt Lake City
1/23/98	L	194.350-195.850	Ann Arbor
4/22/99&	L	195.475-196.575	Salt Lake City
4/14/00&	W	196.875-195.725	Boise
2/23/01	W	197.425-196.675	Salt Lake City
4/20/01&	L	196.025-197.275	Athens
2/22/02	L	196.175-197.025	Ann Arbor
4/18/02&	W	196.775-196.175	Tuscaloosa
2/28/03	L	195.875-196.750	Salt Lake City
4/25/03&	L	195.300-196.050	Lincoln
2/14/04	L	196.350-196.725	Ann Arbor
4/15/04&	W	196.925-196.500	Los Angeles
1/28/05	W	196.875-196.525	Salt Lake City
4/21/05&	W	196.850-196.575	Auburn
4/22/05&	W	197.275-196.575	Auburn
2/11/06	W	196.400-196.100	Ann Arbor
4/8/06%	L	195.700-196.000	Ann Arbor
4/20/06&	W	196.175-196.000	Corvallis
2/23/07	W	196.225-193.800	Salt Lake City
2/26/07&	W	197.325-195.100	Salt Lake City
3/22/08	W	197.425-196.325	Ann Arbor
4/24/08&	W	196.950-196.075	Athens
2/20/09	W	197.525-195.350	Salt Lake City
2/19/10	L	195.100-195.725	Ann Arbor
2/18/11	W	196.425-195.425	Salt Lake City
4/16/11&	W	196.500-196.425	Cleveland
2/17/12	W	196.050-194.850	Ann Arbor
4/19/13&	L	196.200-196.850	Los Angeles
3/7/14	L	197.350-197.825	Ann Arbor
3/6/15	W	198.250-197.675	Salt Lake City
4/17/15&	W	197.475-197.025	Fort Worth
3/4/16	W	197.525-197.050	Ann Arbor
1/7/17	W	196.625-195.525	Salt Lake City
3/10/18	L	196.800-196.950	Ann Arbor
3/2/19	W	197.975-197.350	Salt Lake City
4/19/19&	L	196.7250-197.2000	Fort Worth
4/17/21&	L	197.9875-198.250	Fort Worth

## MICHIGAN STATE (8-0)

4/2/76&	W	101.65-96.50	Boone
4/1/77&	W	138.50-136.15	Mount Pleasant
3/30/78&	W	141.10-136.15	Seattle
4/22/88&	W	189.50-178.80	Salt Lake City
4/2/22%	W	198.200-197.650	Seattle
4/5/24%	W	197.825-197.475	Gainesville
4/7/24%	W	197.575-196.625	Gainesville
4/17/25%	W	197.7625-197.3625	Fort Worth

## MINNESOTA (34-1)

4/2/76&	W	101.650-93.350	Boone
---------	---	----------------	-------

2/29/80	W	145.100-140.150	Los Angeles
4/4/80&	W	144.150-130.050	Baton Rouge
2/15/81	W	143.100-132.350	Los Angeles
2/27/81	W	148.200-135.100	Salt Lake City
2/6/84	W	190.900-178.050	Salt Lake City
3/24/84%	W	187.300-176.300	Salt Lake City
2/6/88	W	186.850-177.300	Tuscaloosa
3/19/94	W	195.150-191.625	Minneapolis
2/6/95	W	196.300-190.650	Salt Lake City
3/3/95	W	195.175-189.475	Corvallis
3/17/96	W	195.550-194.700	Minneapolis
2/15/97	W	195.050-195.000	Minneapolis
2/13/98	W	194.950-192.175	Salt Lake City
1/23/99	W	194.600-194.175	Minneapolis
1/21/00	W	196.600-190.925	Salt Lake City
2/18/00	L	194.675-195.800	Tempe
4/1/00%	W	196.325-194.750	Minneapolis
1/13/01	W	195.625-194.850	Minneapolis
1/25/02	W	197.475-194.900	Salt Lake City
2/1/03	W	196.400-194.750	Minneapolis
4/12/03%	W	196.975-193.125	Salt Lake City
1/30/04	W	196.600-194.625	Salt Lake City
2/5/05	W	195.275-194.450	Minneapolis
4/9/05%	W	196.800-193.975	Salt Lake City
2/17/06	W	196.650-193.400	Salt Lake City
1/27/07	W	195.875-194.125	Minneapolis
2/1/08	W	197.750-194.100	Salt Lake City
4/12/08%	W	196.950-195.275	Minneapolis
4/7/12%	W	196.825-194.800	Salt Lake City
4/5/19%	W	196.800-196.300	Baton Rouge
4/6/19%	W	197.250-196.900	Baton Rouge
3/4/22	W	198.575-197.850	Salt Lake City
4/14/22&	W	197.7125-197.1125	Fort Worth
4/5/25%	W	197.825-196.825	Salt Lake City

## MISSOURI (7-1)

4/10/81&	W	145.650-130.000	Salt Lake City
1/28/83	W	181.950-173.700	Columbus
4/14/07%	W	197.325-194.300	Berkeley
4/2/11%	W	196.475-194.175	Norman
2/15/19	W	197.075-196.475	St. Charles
4/1/23%	W	198.050-197.600	Los Angeles
4/7/24%	W	197.575-197.325	Gainesville
4/19/25&	L	197.2375-197.2500	Fort Worth

## MONTANA STATE (1-0)

2/9/81	W	150.22-123.60	Logan
--------	---	---------------	-------

## NEBRASKA (45-12-2)

3/30/79&	W	138.100-131.950	University Park
4/4/80&	W	144.150-126.700	Baton Rouge
3/26/82&	W	148.600-138.100	Salt Lake City
2/25/83	W	183.400-169.000	Corvallis
4/8/83&	W	184.650-165.550	Salt Lake City
3/30/85%	W	188.850-178.700	Tempe
4/5/86%	W	187.750-181.600	Salt Lake City
2/2/87	W	189.750-184.250	Salt Lake City
4/11/87%	W	188.600-185.150	Tempe
4/24/87&	W	187.550-179.500	Salt Lake City
2/22/88	W	190.550-185.200	Salt Lake City
4/9/88%	W	190.200-187.050	Norman

# SERIES VS. OPPONENTS

INFORMATION

ATHLETE PROFILES

COACHES AND STAFF

REVIEW / OPPONENTS

RECORDS / AWARDS

RESULTS

HERE'S UTAH

4/22/88&	W	189.500-183.550	Salt Lake City
4/1/89%	W	192.800-192.400	Salt Lake City
4/14/89&	L	190.200-190.800	Athens
4/7/90%	W	194.950-191.225	Salt Lake City
4/20/90&	W	194.900-192.225	Corvallis
4/6/91%	W	194.625-188.275	Tucson
4/11/92%	W	197.075-191.225	Salt Lake City
4/3/93%	W	196.975-187.575	Logan
2/19/94	W	194.625-186.850	Salt Lake City
4/9/94%	W	194.000-190.100	Tempe
4/8/95%	W	196.625-194.725	Lincoln
4/20/95&	W	195.325-191.750	Athens
4/13/96%	W	196.675-195.300	Salt Lake City
4/5/97%	W	195.700-195.150	Salt Lake City
4/4/98%	W	195.575-194.275	Tempe
4/17/97&	T	196.025-196.025	Gainesville
4/22/99&	L	195.475-196.225	Salt Lake City
4/14/00&	W	196.875-196.725	Boise
4/19/01&	W	196.575-196.200	Athens
4/20/01&	T	196.025-196.025	Athens
4/18/02&	W	196.775-196.575	Tuscaloosa
4/19/02&	W	196.950-196.425	Tuscaloosa
4/24/03&	L	196.850-197.325	Lincoln
4/25/03&	L	195.350-197.125	Lincoln
1/16/04	W	196.900-194.325	Salt Lake City
2/20/05	L	196.600-196.650	Lincoln
4/21/05&	W	196.850-195.875	Auburn
4/22/05&	W	197.275-196.425	Auburn
1/20/06	W	195.750-193.000	Salt Lake City
4/20/06&	L	196.175-196.325	Corvallis
4/21/06&	W	196.800-196.175	Corvallis
3/4/07	L	196.100-196.675	Lincoln
4/14/07%	W	197.325-196.675	Berkeley
4/27/07&	W	197.250-195.975	Salt Lake City
1/18/08	W	196.425-194.575	Salt Lake City
2/13/09	W	196.525-195.725	Lincoln
3/5/10	W	196.575-195.725	Salt Lake City
4/22/10&	W	196.625-196.175	Gainesville
1/22/11	W	196.200-194.750	Lincoln
4/15/11&	L	196.200-196.850	Cleveland
4/16/11&	L	196.500-196.725	Cleveland
3/9/12	L	197.450-197.600	Salt Lake City
4/7/12%	W	196.825-196.525	Salt Lake City
4/20/12&	W	197.200-196.625	Duluth
4/18/14&	L	197.025-197.100	Birmingham
4/15/16&	L	195.7625-195.7750	Fort Worth
4/21/18&	W	196.9000-196.8000	St. Louis

## NEVADA (2-1)

1/22/76	W	96.100-94.500	Salt Lake City
4/2/76&	L	101.650-102.400	Boone
4/1/77&	W	138.500-136.150	Mount Pleasant

## NEW HAMPSHIRE (4-0)

3/30/78&	W	141.100-131.350	Seattle
3/20/99	W	196.175-194.975	Durham
4/8/06%	W	195.700-192.500	Ann Arbor
4/2/11%	W	196.475-194.500	Norman

## NEW MEXICO (18-0)

2/5/77	W	138.100-130.850	Salt Lake City
3/11/77%	W	138.950-128.300	Greeley

2/9/78	W	138.950-135.500	Albuquerque
1/19/79	W	134.050-124.700	Salt Lake City
2/1/80	W	140.800-132.650	Albuquerque
3/22/80%	W	147.450-135.950	Boulder
1/30/81	W	147.900-134.300	Salt Lake City
3/28/81%	W	149.350-138.850	Albuquerque
3/22/86%	W	185.550-132.450	Logan
3/22/86#	W	186.850-171.600	Salt Lake City
3/28/87#	W	187.750-185.500	Albuquerque
4/11/87%	W	188.600-180.700	Tempe
3/26/88#	W	190.900-184.500	Logan
2/27/89	W	191.000-180.250	Salt Lake City
3/18/89#	W	191.800-184.500	Provo
3/24/90#	W	194.500-188.000	Salt Lake City
3/23/91\$	W	194.400-170.550	Albuquerque
3/28/92\$	W	196.850-188.400	Provo

## NORTH CAROLINA (2-0)

3/17/01	W	196.750-195.000	Gainesville
4/2/11	W	196.475-195.225	Norman

## NORTH CAROLINA STATE (1-0)

3/1/13	W	197.125-194.675	Provo
--------	---	-----------------	-------

## NORTHERN COLORADO (9-1)

3/12/76%	W	104.200-97.000	Salt Lake City
1/29/77	W	134.350-131.850	Fort Collins
3/11/77%	W	138.950-133.750	Greeley
2/4/78	L	106.450-126.100	Logan
3/11/78%	W	138.050-129.000	Albuquerque
2/3/79	W	130.850-129.300	Greeley
3/16/79%	W	136.050-131.750	Logan
1/26/80	W	142.600-130.600	Salt Lake City
3/22/80%	W	147.450-137.250	Boulder
2/9/81	W	150.220-134.500	Logan

## OHIO STATE (8-0)

4/10/81&	W	145.650-132.300	Salt Lake City
4/8/83&	W	184.650-176.650	Salt Lake City
4/12/85&	W	188.350-179.750	Salt Lake City
4/19/86&	W	186.950-177.800	Gainesville
4/24/87&	W	187.550-180.200	Salt Lake City
4/14/89&	W	190.200-186.400	Athens
4/20/90&	W	194.900-183.650	Corvallis
1/11/02	W	196.200-193.800	Salt Lake City

## OKLAHOMA (31-18)

3/24/84%	W	187.300-176.100	Salt Lake City
3/30/85%	W	188.850-181.850	Tempe
4/12/85&	W	188.350-177.400	Salt Lake City
4/5/86%	W	187.750-184.100	Salt Lake City
3/9/87	W	190.950-187.300	Salt Lake City
4/11/87%	W	188.600-184.600	Tempe
1/18/88	W	187.000-184.600	Salt Lake City
2/14/88	W	189.800-186.150	Norman
4/9/88%	W	190.200-184.550	Norman
2/5/89	L	190.550-190.700	Norman
2/27/89	W	191.000-187.350	Salt Lake City
4/1/89%	W	192.800-190.000	Salt Lake City
4/14/89&	W	190.200-187.050	Athens
2/4/90	W	191.900-187.200	Norman
3/10/90	W	193.100-185.100	Salt Lake City

4/7/90%	W	194.950-187.825	Salt Lake City
4/6/91%	W	194.625-188.125	Tucson
2/17/92	W	195.800-187.000	Salt Lake City
4/11/92%	W	197.075-188.700	Salt Lake City
4/3/93%	W	196.975-187.900	Logan
4/9/94%	W	194.000-189.800	Tempe
4/8/95%	W	196.625-191.050	Lincoln
4/4/98%	W	195.575-193.125	Tempe
4/6/02%	W	197.100-196.625	Corvallis
4/21/05&	W	196.850-194.425	Auburn
4/20/06&	W	196.175-195.525	Corvallis
4/22/10&	W	196.625-196.550	Gainesville
4/23/10&	L	196.225-197.250	Gainesville
4/2/11%	L	196.475-197.350	Norman
4/16/11&	L	196.500-197.250	Cleveland
4/20/12&	W	197.200-196.925	Duluth
4/19/13&	L	196.200-197.200	Los Angeles
4/18/15&	W	197.800-197.525	Fort Worth
4/15/16&	L	195.7625-197.7875	Fort Worth
4/14/17&	L	197.0500-197.7250	St. Louis
4/15/17&	L	196.5875-198.3875	St. Louis
4/20/18&	L	197.1375-198.0500	St. Louis
4/21/18&	L	196.9000-198.0375	St. Louis
1/17/21	L	196.550-197.025	Norman
4/16/21&	L	197.600-198.0875	Fort Worth
4/17/21&	L	197.9875-198.1625	Fort Worth
1/14/22	W	197.775-196.650	Salt Lake City
4/14/22&	L	197.7125-198.1175	Fort Worth
4/16/22&	L	197.750-198.200	Fort Worth
1/22/23	L	197.275-197.925	Norman
4/13/23&	W	198.225-198.1625	Fort Worth
4/15/23&	L	197.9375-198.3875	Fort Worth
1/13/24	L	196.975-197.900	West Valley City
4/18/24&	W	197.9375-196.6625	Fort Worth
1/11/25	L	196.800-197.950	Oklahoma City
4/19/25&	L	197.2375-198.0125	Fort Worth

## OKLAHOMA STATE (4-0)

2/22/80	W	144.450-135.300	Salt Lake City
4/4/80&	W	144.150-131.050	Baton Rouge
4/10/81&	W	145.650-138.450	Salt Lake City
3/26/82&	W	148.600-137.200	Salt Lake City

## OREGON (3-0)

4/2/76&	W	101.650-99.650	Boone
3/14/81	W	148.650-140.150	Eugene
3/12/82%	W	145.200-134.950	Corvallis

## OREGON STATE (80-11-1)

1/27/79	L	132.100-134.350	Tempe
3/30/79&	W	138.100-134.550	University Park
2/22/80	W	144.450-142.700	Salt Lake City
4/4/80&	W	144.150-140.150	Baton Rouge
2/2/81	W	147.950-144.800	Salt Lake City
2/15/81	W	143.100-142.100	Los Angeles
3/13/81	W	147.700-147.400	Corvallis
4/10/81&	W	145.650-141.150	Salt Lake City
2/12/82	W	146.200-145.080	Corvallis
3/8/82	W	149.650-147.200	Salt Lake City
3/12/82%	L	145.200-146.100	Corvallis
3/26/82&	W	148.600-143.000	Salt Lake City
1/24/83	W	183.850-179.500	Salt Lake City

# SERIES VS. OPPONENTS

INFORMATION

ATHLETE PROFILES

COACHES AND STAFF

REVIEW / OPPONENTS

RECORDS / AWARDS

RESULTS

HERE'S UTAH

2/25/83	W	183.400-180.550	Corvallis
4/8/83&	W	184.650-173.550	Salt Lake City
2/3/84	W	187.950-179.650	Tempe
2/18/84	W	184.850-178.900	Corvallis
3/12/84	W	189.350-182.650	Salt Lake City
1/18/85	W	188.650-184.750	Salt Lake City
2/2/85	W	184.150-184.000	Corvallis
4/12/85&	W	188.350-183.150	Salt Lake City
4/24/87&	W	187.550-174.500	Salt Lake City
4/22/88&	W	189.500-186.500	Salt Lake City
4/14/89&	W	190.200-187.900	Athens
1/27/90	W	189.600-189.050	Corvallis
2/12/90	W	193.400-187.150	Salt Lake City
4/20/90&	W	194.900-189.950	Corvallis
1/14/91	W	193.350-189.750	Salt Lake City
2/15/91	L	193.700-193.950	Corvallis
4/19/91&	W	194.375-192.350	Tuscaloosa
2/1/92	L	194.050-194.800	Corvallis
3/2/92	W	196.200-193.500	Salt Lake City
4/24/92&	W	195.650-191.300	St. Paul
2/13/93	W	197.150-191.800	Salt Lake City
2/19/93	W	196.900-194.050	Corvallis
1/28/94	W	194.400-192.625	Corvallis
2/25/94	W	195.300-191.675	Salt Lake City
4/21/94&	W	194.925-193.625	Salt Lake City
3/3/95	W	195.175-194.375	Corvallis
4/21/95&	W	196.650-194.850	Athens
2/12/96	W	195.600-194.850	Salt Lake City
4/25/96&	W	196.000-195.700	Tuscaloosa
4/26/96&	W	196.775-196.525	Tuscaloosa
2/7/97	L	194.475-194.900	Corvallis
3/14/98	W	195.875-190.100	Salt Lake City
3/14/99	L	196.700-197.325	Corvallis
4/10/99%	W	196.425-194.875	Corvallis
3/12/00	W	196.525-195.200	Corvallis
4/13/00&	W	196.125-194.750	Boise
3/10/01	W	197.425-196.050	Salt Lake City
3/9/02	W	197.350-195.475	Salt Lake City
4/6/02%	W	197.100-196.800	Corvallis
2/21/03	L	196.325-196.900	Corvallis
3/12/04	W	197.675-197.450	Salt Lake City
1/21/05	W	195.950-194.250	Corvallis
4/9/05%	W	196.800-195.675	Salt Lake City
3/10/06	W	196.575-195.150	Salt Lake City
3/16/07	W	196.675-196.600	Corvallis
3/7/08	W	196.300-195.150	Salt Lake City
1/30/09	W	197.050-196.650	Corvallis
4/16/09&	W	196.624-195.350	Lincoln
3/12/10	W	196.975-196.650	Salt Lake City
4/22/10&	W	196.625-196.050	Gainesville
3/12/11	L	196.325-196.600	Corvallis
4/15/11&	W	196.200-196.100	Cleveland
3/2/12	W	196.575-195.600	Salt Lake City
3/24/12+	W	197.375-197.025	Salt Lake City
1/19/13	W	196.950-195.950	Salt Lake City
3/23/13+	L	197.075-197.850	Corvallis
2/22/14	W	197.575-196.450	Salt Lake City
3/22/14+	W	197.925-196.275	Berkeley
2/27/15	W	196.875-195.750	Corvallis
3/21/15+	W	198.150-196.900	Salt Lake City
1/23/16	W	196.125-195.125	Salt Lake City
3/19/16+	T	196.925-196.925	Seattle

2/11/17	L	196.525-196.550	Corvallis
3/18/17+	W	197.925-197.400	Stanford
4/14/17&	W	197.0500-196.3625	St. Louis
1/19/18	W	197.450-196.300	Salt Lake City
3/24/18+	W	197.350-196.575	Tucson
1/19/19	W	197.150-195.450	Corvallis
3/23/19+	W	198.025-196.600	West Valley City
2/15/20	W	197.100-196.275	Salt Lake City
3/5/21	W	197.575-196.425	Corvallis
3/20/21+	W	197.725-195.625	West Valley City
2/18/22	W	198.000-197.150	Salt Lake City
3/19/22+	W	198.000-197.250	West Valley City
3/31/22%	W	197.800-197.425	Seattle
3/11/23	L	197.700-197.950	Corvallis
3/18/23+	W	197.925-197.200	West Valley City
2/2/24	W	197.750-196.100	Salt Lake City
3/23/24+	W	198.000-196.775	West Valley City

## PENN STATE (28-6)

4/2/76&	L	101.650-104.250	Boone
4/1/77&	L	138.500-146.400	Mount Pleasant
3/30/78&	L	141.100-147.700	Seattle
3/30/79&	L	138.100-143.700	University Park
3/1/80	W	146.200-145.200	Los Angeles
4/4/80&	L	144.150-145.500	Baton Rouge
3/11/81	L	146.550-147.450	University Park
4/10/81&	W	145.650-141.800	Salt Lake City
3/8/82	W	149.650-146.700	Salt Lake City
3/26/82&	W	148.600-143.100	Salt Lake City
3/3/84	W	185.400-181.850	Fullerton
3/5/84	W	185.300-179.500	Los Angeles
3/8/84	W	186.700-179.100	Logan
4/6/84&	W	186.050-179.450	Los Angeles
4/12/85&	W	188.350-179.000	Salt Lake City
4/19/86&	W	186.950-182.700	Gainesville
4/22/88&	W	189.500-179.700	Salt Lake City
2/26/90	W	193.300-185.950	Salt Lake City
4/19/91&	W	194.375-190.950	Tuscaloosa
1/25/92	W	195.050-190.650	University Park
3/9/92	W	196.750-191.500	Salt Lake City
4/24/92&	W	195.650-192.700	St. Paul
4/15/93&	W	196.325-192.700	Corvallis
3/7/94	W	194.375-190.075	Salt Lake City
2/11/95	W	195.175-193.825	University Park
3/8/96	W	196.250-193.625	Salt Lake City
2/22/97	W	194.850-193.975	University Park
4/17/97&	W	196.025-194.300	Gainesville
4/16/98&	W	196.200-194.625	Los Angeles
4/22/99&	W	195.475-194.775	Salt Lake City
4/21/05&	W	196.850-194.975	Auburn
3/12/10	W	196.975-195.700	Salt Lake City
4/18/14&	W	197.025-194.825	Birmingham
1/5/19	W	197.175-194.450	Salt Lake City

## PITTSBURGH (3-0)

3/30/79&	W	138.100-133.850	University Park
4/10/81&	W	145.650-135.400	Salt Lake City
4/8/06%	W	195.700-190.900	Ann Arbor

## RUTGERS (1-0)

4/8/06%	W	195.700-188.975	Ann Arbor
---------	---	-----------------	-----------

## SACRAMENTO STATE (2-0)

4/10/99%	W	196.425-190.275	Corvallis
4/14/07%	W	197.325-191.725	Berkeley

## SAN DIEGO STATE (7-0)

4/2/76&	W	101.650-97.450	Boone
3/30/78&	W	141.100-134.300	Seattle
3/7/80	W	145.200-135.450	Salt Lake City
2/18/81	W	147.750-140.850	San Diego
2/20/82	W	149.750-143.900	Salt Lake City
2/7/83	W	184.700-171.750	Salt Lake City
2/23/83	W	184.400-177.350	San Diego

## SAN JOSE STATE (6-0)

2/29/80	W	145.100-123.950	Los Angeles
1/31/85	W	184.750-168.800	Seattle
1/14/94	W	192.200-176.175	Seattle
3/3/95	W	195.175-180.775	Corvallis
4/4/09%	W	197.675-194.800	Seattle
4/7/12%	W	196.825-193.400	Salt Lake City

## SEATTLE PACIFIC (2-0)

4/2/76&	W	101.650-99.400	Boone, NC
3/16/07	W	196.675-189.750	Corvallis

## SOUTHERN ILLINOIS (4-3)

1/22/76	L	96.100-103.950	Salt Lake City
4/2/76&	L	101.650-106.000	Boone
2/23/77	L	138.000-138.050	Carbondale
4/1/77&	W	138.500-138.150	Mount Pleasant
1/14/78	W	140.250-133.550	Salt Lake City
3/30/78&	W	141.100-135.900	Seattle
4/4/80&	W	144.150-132.850	Baton Rouge

## SOUTHERN UTAH (32-0)

1/20/92	W	194.000-184.000	Salt Lake City
1/18/93	W	196.950-186.300	Salt Lake City
3/20/93&	W	197.600-192.000	Boise
2/6/95	W	196.300-190.300	Salt Lake City
3/30/96	W	196.400-194.200	Salt Lake City
3/15/97	W	195.800-193.675	Cedar City
2/5/99	W	195.525-191.350	Salt Lake City
3/18/00	W	197.200-193.300	Provo
1/5/01	W	196.375-190.850	Salt Lake City
4/1/00%	W	196.325-191.800	Minneapolis
4/6/02%	W	197.100-193.350	Corvallis
4/9/05%	W	196.800-193.450	Salt Lake City
1/27/06	W	197.200-193.175	Salt Lake City
2/2/07	W	196.150-190.650	Salt Lake City
2/22/08	W	197.200-193.100	Salt Lake City
4/12/08%	W	196.950-194.050	Minneapolis
2/6/09	W	196.850-194.325	Salt Lake City
3/12/10	W	196.975-196.025	Salt Lake City
1/19/13	W	196.950-191.050	Salt Lake City
1/11/14	W	196.650-192.025	Salt Lake City
1/16/15	W	196.675-195.500	Salt Lake City
1/15/16	W	196.725-195.600	Cedar City
4/2/16%	W	197.125-194.950	Salt Lake City
4/7/18%	W	197.475-194.625	Salt Lake City
1/11/20	W	197.000-194.650	West Valley City
1/9/21	W	196.900-194.325	West Valley City
4/2/21%	W	197.500-195.975	West Valley City

# SERIES VS. OPPONENTS

1/7/22	W	197.100-195.000	West Valley City
1/13/23	W	197.750-196.175	West Valley City
3/30/23%	W	198.125-196.600	Los Angeles
1/15/24	W	197.725-194.000	West Valley City
1/20/25	W	197.950-196.175	West Valley City

## SOUTHWESTMISSOURI STATE (2-4)

4/2/76&	L	101.650-106.800	Boone
4/1/77&	L	138.500-141.950	Mount Pleasant
2/24/78	L	143.250-146.400	Salt Lake City
3/30/78&	L	141.100-145.050	Seattle
2/20/79	W	138.400-134.450	Salt Lake City
3/30/79&	W	138.100-137.700	University Park

## STANFORD (48-6)

2/9/80	W	144.500-134.150	Logan
2/13/87	W	183.850-176.750	Fullerton
2/27/89	W	191.000-181.900	Salt Lake City
4/24/92&	W	195.650-189.100	St. Paul
4/25/96&	W	196.000-194.025	Tuscaloosa
3/7/97	W	197.925-196.800	Salt Lake City
3/6/98	L	194.275-195.550	Stanford
1/15/99	W	196.050-192.575	Salt Lake City
4/19/01&	W	196.575-195.400	Athens
4/19/02&	W	196.950-196.025	Tuscaloosa
4/12/03%	W	196.975-196.625	Salt Lake City
4/24/03&	W	196.850-196.200	Lincoln
4/16/04&	L	195.775-197.125	Los Angeles
3/4/05	W	197.425-196.025	Salt Lake City
4/26/07&	W	197.325-197.200	Salt Lake City
4/27/07&	W	197.250-196.825	Salt Lake City
4/24/08&	W	196.950-196.900	Athens
4/25/08&	W	197.125-196.750	Athens
4/23/10&	L	196.225-197.100	Gainesville
1/28/11	L	196.500-196.825	Salt Lake City
2/24/12	W	196.300-196.100	Salt Lake City
3/24/12+	W	197.375-196.825	Salt Lake City
4/20/12&	W	197.200-197.125	Duluth
4/21/12&	L	197.375-197.500	Duluth
2/23/13	W	197.300-197.075	Salt Lake City
3/23/13+	W	197.075-196.625	Corvallis
2/17/14	L	196.300-197.000	Stanford
3/22/14+	W	197.925-197.175	Berkeley
2/21/15	W	198.050-195.900	Salt Lake City
3/21/15+	W	198.150-197.175	Salt Lake City
4/17/15&	W	197.475-197.175	Fort Worth
4/18/15&	W	197.800-197.250	Fort Worth
2/20/16	W	197.150-195.875	Stanford
3/19/16+	W	196.925-196.125	Seattle
3/3/17	W	197.500-196.275	Salt Lake City
3/18/17+	W	197.925-196.625	Stanford
1/14/18	W	196.975-195.350	Reno
3/24/18+	W	197.350-196.350	Tucson
4/7/18%	W	197.475-195.600	Salt Lake City
2/15/19	W	197.075-195.850	St. Charles
2/18/19	W	197.125-195.800	Stanford
3/23/19+	W	198.025-195.925	West Valley City
3/6/20	W	197.150-196.725	Salt Lake City
3/20/21+	W	197.725-195.175	West Valley City
1/29/22	W	197.675-196.000	Salt Lake City
3/19/22+	W	198.000-196.000	West Valley City
3/31/22%	W	197.800-197.450	Seattle

4/2/22%	W	198.200-197.250	Seattle
2/11/23	W	197.600-196.725	Fort Worth
3/18/23+	W	197.925-195.875	West Valley City
2/23/24	W	198.075-196.625	Salt Lake City
3/15/24	W	198.300-196.500	Salt Lake City
3/23/24+	W	198.000-197.175	West Valley City
4/3/25%	W	197.650-196.500	Salt Lake City

## TEXAS WOMAN'S (1-0)

2/6/09	W	196.850-191.425	Salt Lake City
--------	---	-----------------	----------------

## TOWSON STATE (2-0)

4/20/90&	W	194.900-187.975	Corvallis
4/5/24&	W	197.825-195.050	Gainesville

## UC-DAVIS (2-0)

4/5/14%	W	197.300-193.900	Fayetteville
1/16/15	W	196.675-193.950	Salt Lake City

## UCLA (68-38-1)

1/22/77	W	136.950-128.150	Salt Lake City
4/1/77&	W	138.500-136.400	Mount Pleasant
2/10/79	W	134.000-131.650	Salt Lake City
3/30/79&	W	138.100-130.550	University Park
2/29/80	W	145.100-143.200	Los Angeles
4/4/80&	W	144.150-138.850	Baton Rouge
2/2/81	W	147.950-145.250	Salt Lake City
2/15/81	W	143.100-142.750	Los Angeles
4/10/81&	W	145.650-144.100	Salt Lake City
2/20/82	W	149.750-144.500	Salt Lake City
2/27/82	W	147.000-145.050	Los Angeles
3/26/82&	W	148.600-142.400	Salt Lake City
2/11/83	W	186.950-180.550	Salt Lake City
2/20/83	W	182.800-178.850	Los Angeles
4/8/83&	W	184.650-177.800	Salt Lake City
1/31/84	W	187.050-183.200	Salt Lake City
3/2/84	W	186.550-185.050	Los Angeles
4/6/84&	W	186.050-185.550	Los Angeles
1/12/85	W	187.900-180.150	Salt Lake City
2/16/85	W	185.700-177.350	Los Angeles
4/19/86&	W	186.950-181.700	Gainesville
3/9/87	W	190.950-186.100	Salt Lake City
4/24/87&	W	187.550-187.000	Salt Lake City
4/22/88&	W	189.500-188.800	Salt Lake City
4/14/89&	L	190.200-192.600	Athens
4/20/90&	W	194.900-193.100	Corvallis
4/24/92&	W	195.650-189.800	St. Paul
4/16/93&	W	195.825-194.925	Corvallis
4/22/94&	W	196.400-194.975	Salt Lake City
2/20/95	W	196.375-194.300	Salt Lake City
4/21/95&	W	196.650-196.150	Athens
4/26/96&	L	196.775-197.475	Tuscaloosa
4/17/97&	L	196.025-196.425	Gainesville
4/16/98&	L	196.200-196.925	Los Angeles
4/17/98&	W	196.025-195.750	Los Angeles
4/10/99%	L	196.425-197.025	Corvallis
2/14/00	W	196.350-195.150	Salt Lake City
4/14/00&	L	196.875-197.300	Boise
1/21/01	L	195.700-197.500	Los Angeles
4/20/01&	L	196.025-197.575	Athens
4/19/02&	L	196.950-197.150	Tuscaloosa

1/10/03	L	196.750-197.225	Salt Lake City
4/25/03&	L	195.300-197.825	Lincoln
1/10/04	W	197.350-196.375	Los Angeles
4/15/04&	L	196.925-197.675	Los Angeles
4/16/04&	L	195.775-198.125	Los Angeles
1/7/05	W	197.675-197.300	Salt Lake City
4/22/05&	W	197.275-197.150	Auburn
1/7/06	W	194.875-193.850	Los Angeles
1/12/07	W	196.325-195.975	Salt Lake City
4/26/07&	W	197.325-196.475	Salt Lake City
4/27/07&	W	197.250-196.925	Salt Lake City
2/24/08	W	197.450-195.825	Los Angeles
4/24/08&	W	196.950-196.725	Athens
1/9/09	W	196.175-196.075	Salt Lake City
4/16/09&	T	196.625-196.625	Lincoln
1/9/10	L	195.125-196.500	Los Angeles
4/22/10&	L	196.625-196.875	Gainesville
4/23/10&	L	196.225-197.725	Gainesville
1/7/11	W	195.700-195.300	Salt Lake City
4/16/11&	L	196.500-197.375	Cleveland
1/8/12	L	196.025-196.075	Los Angeles
3/24/12+	L	197.375-197.425	Salt Lake City
4/20/12&	L	197.200-197.400	Duluth
4/21/12&	L	197.375-197.750	Duluth
1/12/13	L	195.300-197.425	Los Angeles
3/23/13+	L	197.075-197.375	Corvallis
4/19/13&	L	196.200-197.200	Los Angeles
1/25/14	W	197.125-195.875	Salt Lake City
3/7/14	L	197.350-197.475	Ann Arbor
3/22/14+	W	197.925-196.525	Berkeley
4/5/14%	W	197.300-196.600	Fayetteville
4/18/14&	W	197.025-197.000	Birmingham
1/23/15	W	196.725-194.725	Salt Lake City
3/21/15+	W	198.150-197.350	Salt Lake City
4/17/15&	W	197.475-196.400	Fort Worth
2/6/16	L	197.075-197.100	Los Angeles
3/19/16+	L	196.925-197.250	Seattle
4/2/16%	W	197.125-196.375	Salt Lake City
4/15/16&	L	195.7625-196.7000	Fort Worth
2/18/17	W	197.875-197.500	Salt Lake City
3/18/17+	W	197.925-197.100	Stanford
4/14/17&	L	197.0500-197.5000	St. Louis
4/15/17&	L	196.5875-197.2625	St. Louis
1/14/18	L	196.975-197.200	Reno
2/18/18	W	197.550-197.425	Los Angeles
3/24/18+	L	197.500-197.350	Tucson
4/21/18&	L	196.9000-198.0750	St. Louis
2/23/19	L	197.625-198.025	Salt Lake City
3/23/19+	L	198.025-198.400	West Valley City
4/19/19&	L	196.7250-197.6750	Fort Worth
2/23/20	W	198.075-198.025	Los Angeles
2/19/21	W	197.225-197.100	Salt Lake City
3/20/21+	W	197.725-196.725	West Valley City
2/4/22	W	197.750-197.650	Los Angeles
3/19/22+	W	198.000-196.950	West Valley City
2/3/23	W	198.200-197.450	Salt Lake City
3/18/23+	W	197.925-197.850	West Valley City
4/1/23%	W	198.050-197.925	Los Angeles
4/13/23&	W	198.225-197.9125	Fort Worth
1/13/24	L	196.975-197.100	West Valley City
2/19/24	W	197.300-196.975	Los Angeles
3/23/24+	W	198.000-197.875	West Valley City

INFORMATION

ATHLETE PROFILES

COACHES AND STAFF

REVIEW / OPPONENTS

RECORDS / AWARDS

RESULTS

HERE'S UTAH

# SERIES VS. OPPONENTS

3/15/25	W	198.100-197.425	Salt Lake City
4/5/25%	W	197.825-197.625	Salt Lake City
4/17/25%	W	197.7625-197.7375	Fort Worth
4/19/25&	L	197.2375-197.6125	Fort Worth

## USC (15-2)

4/2/76&	W	101.650-96.950	Boone
4/1/77&	L	138.500-142.300	Mount Pleasant
3/30/78&	L	141.100-141.650	Seattle
2/6/79	W	140.400-133.750	Salt Lake City
3/30/79&	W	138.100-137.700	University Park
2/29/80	W	145.100-139.150	Los Angeles*
3/1/80	W	146.200-138.500	Los Angeles
2/15/81	W	143.100-140.550	Los Angeles*
2/20/81	W	146.600-142.100	Los Angeles
4/10/81&	W	145.650-137.000	Salt Lake City
2/22/82	W	149.300-144.700	Salt Lake City
2/27/82	W	147.000-149.950	Los Angeles*
2/20/83	W	182.800-178.850	Los Angeles*
2/25/83	W	183.400-176.200	Corvallis
2/13/84	W	185.000-173.250	Salt Lake City
3/3/84	W	185.400-180.600	Fullerton
3/5/84	W	185.300-178.500	Los Angeles

\*Neutral at UCLA

## UTAH STATE (98-3)

2/3/78	W	144.000-141.000	Salt Lake City
2/4/78	L	106.450-142.000	Logan
3/11/78%	W	138.050-134.700	Albuquerque
1/12/79	L	129.500-136.150	Logan
1/26/79	L	129.300-133.650	Tucson
1/27/79	W	132.100-131.700	Tempe
3/16/79%	W	136.050-133.300	Logan
3/30/79&	W	138.100-133.700	University Park
2/1/80	W	140.800-133.100	Albuquerque
2/2/80	W	134.900-134.150	El Paso
2/9/80	W	144.500-136.550	Logan
2/29/80	W	145.100-137.700	Los Angeles
3/22/80%	W	147.450-141.450	Boulder
4/4/80&	W	144.150-131.450	Baton Rouge
2/9/81	W	150.220-140.300	Logan
2/27/81	W	148.200-140.950	Salt Lake City
3/28/81%	W	149.350-142.400	Albuquerque
4/10/81&	W	145.650-132.750	Salt Lake City
1/17/83	W	181.750-170.300	Salt Lake City
3/9/83	W	180.900-178.550	Logan
3/26/83%	W	185.550-174.350	Logan
2/6/84	W	190.900-180.250	Salt Lake City
3/8/84	W	186.700-180.500	Logan
3/24/84%	W	187.300-168.850	Salt Lake City
2/9/85	W	189.700-176.400	Salt Lake City
3/5/85	W	186.700-180.950	Logan
3/4/86	W	188.750-184.050	Salt Lake City
3/10/86	W	186.250-183.850	Logan
3/22/86#	W	186.850-181.150	Salt Lake City
4/5/86%	W	187.750-182.750	Salt Lake City
1/26/87	W	189.000-184.700	Salt Lake City
3/28/87#	W	187.750-184.850	Albuquerque
4/11/87%	W	188.600-182.100	Tempe
1/29/88	W	185.600-180.750	Tempe

2/22/88	W	190.550-185.600	Salt Lake City
3/26/88#	W	190.900-186.400	Logan
4/9/88%	W	190.200-184.800	Norman
1/16/89	W	187.600-181.450	Salt Lake City
3/4/89	W	191.600-188.900	Logan
3/18/89#	W	191.800-186.600	Provo
4/1/89%	W	192.800-188.300	Salt Lake City
1/19/90	W	191.950-184.550	Salt Lake City
3/17/90	W	191.450-189.050	Logan
3/24/90#	W	194.500-188.850	Salt Lake City
4/7/90%	W	194.950-187.550	Salt Lake City
2/2/91	W	195.600-190.600	Salt Lake City
2/20/91	W	192.400-190.800	Logan
4/6/91%	W	194.625-190.575	Tucson
4/19/91&	W	194.375-185.950	Tuscaloosa
1/20/92	W	194.000-185.550	Salt Lake City
2/7/92	W	195.750-188.600	Salt Lake City
2/24/92	W	195.650-190.650	Logan
4/11/92%	W	197.075-189.350	Salt Lake City
1/18/93	W	196.950-188.450	Salt Lake City
2/8/93	W	196.300-187.800	Salt Lake City
3/1/93	W	195.850-191.400	Logan
4/3/93%	W	196.975-189.850	Logan
2/7/94	W	194.675-190.500	Salt Lake City
3/12/94	W	194.200-192.800	Logan
4/9/94%	W	194.000-188.450	Tempe
2/6/95	W	196.300-190.100	Salt Lake City
3/11/95	W	197.175-193.925	Logan
4/8/95%	W	196.625-191.950	Lincoln
1/19/96	W	192.350-188.050	Logan
2/23/96	W	196.100-192.800	Salt Lake City
4/13/96%	W	196.675-193.050	Salt Lake City
1/24/97	W	196.750-193.625	Logan
2/17/97	W	196.925-192.750	Salt Lake City
4/5/97%	W	195.700-193.675	Salt Lake City
2/2/98	W	194.950-193.400	Logan
2/27/98	W	196.175-192.775	Salt Lake City
4/4/98%	W	195.575-191.175	Tempe
2/26/99	W	197.625-195.675	Logan
1/14/00	W	195.650-190.375	Salt Lake City
2/7/00	W	197.075-193.175	Logan
4/1/00%	W	196.325-192.950	Minneapolis
2/6/01	W	197.125-194.325	Salt Lake City
4/7/01%	W	194.075-191.200	Salt Lake City
2/15/02	W	196.350-193.600	Logan
2/7/03	W	197.825-196.150	Logan
2/27/04	W	198.050-195.475	Salt Lake City
1/14/05	W	195.675-193.850	Logan
1/27/06	W	197.200-192.675	Salt Lake City
2/9/07	W	196.575-194.325	Logan
2/22/08	W	197.200-189.650	Salt Lake City
2/9/09	W	196.950-193.500	Logan
2/12/10	W	196.225-178.250	Salt Lake City
2/25/11	W	196.550-193.150	Logan
1/13/12	W	197.400-191.925	Salt Lake City
4/5/14%	W	197.300-191.875	Fayetteville
4/4/15%	W	196.575-195.150	Berkeley
4/2/16%	W	197.125-195.025	Salt Lake City
1/11/20	W	197.000-194.150	West Valley City
1/9/21	W	196.900-194.350	West Valley City
3/12/21	W	197.275-196.500	Salt Lake City

1/7/22	W	197.100-195.875	West Valley City
1/13/23	W	197.750-195.800	West Valley City
1/15/24	W	197.725-193.600	West Valley City
3/15/24	W	198.300-195.225	Salt Lake City
1/3/25	W	196.775-194.450	Salt Lake City
1/20/25	W	197.950-196.000	West Valley City

## UTEP (7-0)

3/12/76%	W	104.200-86.900	Salt Lake City
2/4/77	W	137.500-100.300	Salt Lake City
2/10/78	W	140.000-128.000	El Paso
1/20/79	W	138.900-120.050	Provo
2/2/80	W	134.900-119.450	El Paso
3/22/80%	W	147.450-126.100	Boulder
1/30/81	W	147.900-120.750	Salt Lake City

## WASHINGTON (72-0-2)

4/2/76&	W	101.650-99.600	Boone
4/1/77&	W	138.500-133.850	Mount Pleasant
1/28/78	W	144.600-134.200	Salt Lake City
2/7/81	W	147.180-137.300	Salt Lake City
2/9/81	W	150.220-139.000	Logan
3/12/82%	W	145.200-138.850	Corvallis
2/15/83	W	185.050-173.750	Salt Lake City
4/6/84&	W	186.050-178.550	Los Angeles
1/31/85	W	184.750-180.450	Seattle
2/28/85	W	187.500-182.100	Salt Lake City
1/24/86	W	186.050-182.550	Salt Lake City
2/21/86	W	186.150-184.050	Seattle
1/26/87	W	189.000-182.650	Salt Lake City
3/14/87	W	184.700-182.250	Seattle
4/24/87&	W	187.550-179.850	Salt Lake City
1/29/88	W	185.600-182.350	Tempe
3/4/88	W	184.850-179.650	Fullerton
3/6/93	W	196.650-189.200	Salt Lake City
1/14/94	W	192.200-185.300	Seattle
1/23/95	W	195.600-191.000	Salt Lake City
3/1/96	W	195.400-193.950	Seattle
1/17/97	W	196.575-193.125	Salt Lake City
2/20/98	W	196.225-195.225	Seattle
4/16/98&	W	196.200-195.450	Los Angeles
3/6/99	W	197.150-193.800	Salt Lake City
4/10/99%	W	196.425-193.425	Corvallis
3/3/00	W	196.800-194.900	Salt Lake City
3/4/01	T	196.725-196.725	Seattle
2/8/02	W	195.700-193.375	Seattle
4/6/02%	W	197.100-194.775	Corvallis
3/7/03	W	196.975-194.950	Salt Lake City
3/5/04	W	197.950-197.550	Seattle
3/11/05	W	197.850-195.175	Salt Lake City
1/13/06	W	195.625-193.325	Seattle
1/19/07	W	196.725-193.850	Salt Lake City
3/16/07	W	196.675-193.625	Corvallis
4/14/07%	W	197.325-193.300	Berkeley
2/16/08	W	197.100-194.675	Seattle
1/23/09	W	196.850-193.450	Salt Lake City
4/4/09%	W	197.675-194.800	Seattle

# SERIES VS. OPPONENTS

1/29/10	W	195.850-194.650	Seattle
4/10/10%	W	196.90-195.075	Salt Lake City
2/11/11	W	196.975-195.475	Salt Lake City
4/2/11%	W	196.475-195.300	Norman
3/24/12+	W	197.375-194.125	Salt Lake City
2/15/13	T	195.975-195.975	Seattle
3/23/13+	W	197.075-195.875	Corvallis
2/28/14	W	197.125-193.475	Salt Lake City
3/22/14+	W	197.925-195.125	Berkeley
2/14/15	W	197.025-195.650	Seattle
3/21/15+	W	198.150-196.000	Salt Lake City
2/13/16	W	197.125-196.250	Salt Lake City
3/19/16+	W	196.925-195.300	Seattle
4/2/16%	W	197.125-195.825	Salt Lake City
1/28/17	W	197.150-196.300	Seattle
3/18/17+	W	197.925-197.100	Stanford
4/14/17&	W	197.0500-196.5625	St. Louis
1/14/18	W	196.975-195.725	Reno
2/3/18	W	197.700-196.250	Salt Lake City
3/24/18+	W	197.350-196.750	Tucson
4/20/18&	W	197.1375-196.2500	St. Louis
3/23/19+	W	198.025-196.175	West Valley City
3/1/20	W	197.675-197.600	Seattle
1/30/21	W	197.475-193.500	Salt Lake City
3/20/21+	W	197.725-194.400	West Valley City
2/21/22	W	197.950-197.275	Seattle
3/19/22+	W	198.000-196.400	West Valley City
1/28/23	W	197.975-196.350	Salt Lake City
3/18/23+	W	197.925-196.375	West Valley City
3/30/23%	W	198.125-196.775	Los Angeles
4/1/23%	W	198.050-195.650	Los Angeles
2/10/24	W	197.775-196.425	Seattle
3/23/24+	W	198.000-196.325	West Valley City
3/8/25	W	197.225-195.875	Seattle

## WASHINGTON STATE (1-0)

3/10/86	W	186.250-138.850	Logan
---------	---	-----------------	-------

## WEBER STATE (2-0)

1/27/78	W	143.800-104.300	Salt Lake City
1/28/78	W	144.600-98.920	Salt Lake City

## WEST VIRGINIA (7-0)

3/10/90	W	193.100-185.550	Salt Lake City
4/20/95&	W	195.325-189.650	Athens
4/1/00%	W	196.325-195.475	Minneapolis
4/7/01%	W	194.075-192.400	Salt Lake City
1/19/13	W	196.950-192.125	Salt Lake City
2/2/25	W	197.425-195.475	Morgantown
3/22/25^	W	197.775-194.875	West ValleyCity

## WESTERN MICHIGAN (1-0)

3/4/01	W	196.725-194.075	Seattle
--------	---	-----------------	---------

## WISCONSIN (2-0)

4/2/76&	W	101.650-96.700	Boone
---------	---	----------------	-------

2/6/88	W	186.850-180.150	Tuscaloosa
--------	---	-----------------	------------

- #-HCAC Championship
- \$-WAC Championship
- +--Pac-12 Championship
- ^--Big 12 Championship
- %-Regionals (AIAW/NCAA)
- &-Nationals (AIAW/NCAA)

INFORMATION

ATHLETE PROFILES

COACHES AND STAFF

REVIEW / OPPONENTS

RECORDS / AWARDS

RESULTS

HERE'S UTAH

# RECORDS / AWARDS



## UTAH RECORDS

## TEAM SCORING HIGHS

1. 198.600 vs. Brigham Young, 3-19-04
2. 198.575 vs. Minnesota, 3-4-22
3. 198.550 vs. California, 2-24-23
4. 198.425 vs. Brigham Young, 3-23-02
5. 198.300 vs. Utah State/Stanford, 3-15-24
6. 198.250 vs. Michigan, 3-6-15
7. 198.225 at NCAA Semifinal, 4-13-23
8. 198.200 at NCAA Regional Final, 4-2-22  
198.200 vs. UCLA, 2-3-23
9. 198.150 at Pac-12 Championship, 3-21-15  
198.150 vs. Georgia, 3-16-18
10. 198.125 vs. Florida, 3-16-13  
198.125 at NCAA Regional 2nd Rd., 3-30-23

## TEAM EVENT RECORDS

- VT: 49.775, Brigham Young, 3-19-04  
 UB: 49.800, Minnesota, 3-4-22  
 BB: 49.775, UCLA, 2-23-20; UCLA, 2-3-23  
 FX: 49.800, Brigham Young, 3-23-01


## TEAM POSTSEASON RECORDS

- NCAA Championships: 198.225, 2023  
 NCAA Regional: 198.200, 2022  
 Pac-12 Championship: 198.150, 2015  
 Big-12 Championship: 197.775, 2025

## ALL-AROUND HIGHS

1. 39.950, Suzanne Metz, 3-25-95
2. 39.900, Kristen Kenoyer, 3-6-93
3. 39.875, Melissa Vituj, 2-27-04
4. 39.825, Grace McCallum, 3-15-24
5. 39.800, Kristen Kenoyer, 4-3-93  
39.800, Theresa Kulikowski, 2-15-02  
39.800, Theresa Kulikowski, 3-23-02  
39.800, Melissa Vituj, 3-19-04  
39.800, Ashley Postell, 2-1-08  
39.800, Grace McCallum, 2-21-25
6. 39.775, Annabeth Eberle, 3-19-04  
39.775, Ashley Postell, 3-11-05  
39.775, Georgia Dabritz, 3-21-15  
39.775, MyKayla Skinner, 1-20-17  
39.775, Grace McCallum, 2-21-22
7. 39.7625, Maile O'Keefe, 4-13-23
8. 39.750, Kristen Kenoyer, 3-28-92  
39.750, Kristen Kenoyer, 2-19-93  
39.750, Annabeth Eberle, 3-28-03  
39.750, Theresa Kulikowski, 3-20-99  
39.750, Ashley Postell, 2-22-08  
39.750, Ashley Postell, 4-25-08  
39.750, Georgia Dabritz, 4-4-15  
39.750, MyKayla Skinner, 2-25-17  
39.750, MyKayla Skinner, 2-23-19  
39.750, MyKayla Skinner, 3-23-19  
39.750, Grace McCallum, 2-3-23

9. 39.750, Maile O'Keefe, 2-24-23  
39.725, Theresa Kulikowski, 2-26-99  
39.725, Deidra Graham, 2-16-01  
39.725, Theresa Kulikowski, 3-9-02  
39.725, Deidra Graham, 3-23-02  
39.725, Annabeth Eberle, 1-23-04  
39.725, Annabeth Eberle, 3-5-04  
39.725, Ashley Postell, 2-24-08  
39.725, Ashley Postell, 3-28-08  
39.725, MyKayla Skinner, 3-18-17  
39.725, MyKayla Skinner, 1-19-18  
39.725, MyKayla Skinner, 3-16-18  
39.725, MyKayla Skinner, 4-20-18  
39.725, Maile O'Keefe, 3-5-21  
39.725, Makenna Smith, 1-20-25  
39.725, Grace McCallum, 4-5-25
10. 39.700, Traci Sommer, 3-7-97  
39.700, Melissa Vituj, 3-5-04  
39.700, Kristina Baskett, 2-9-07  
39.700, Ashley Postell, 3-22-08  
39.700, Georgia Dabritz, 3-16-13  
39.700, Georgia Dabritz, 1-31-15  
39.700, Georgia Dabritz, 3-6-15  
39.700, Georgia Dabritz, 4-18-15  
39.700, MyKayla Skinner, 1-14-18  
39.700, MyKayla Skinner, 3-10-18  
39.700, MyKayla Skinner, 1-5-19  
39.700, MyKayla Skinner, 3-2-19  
39.700, Maile O'Keefe, 3-20-21  
39.700, Maile O'Keefe, 4-3-21  
39.700, Makenna Smith, 3-15-25
11. 39.6875, Maile O'Keefe, 4-17-21  
39.6875, Grace McCallum, 4-20-24
12. 39.675, Theresa Kulikowski, 4-22-99  
39.675, Veronique Leclerc, 3-23-01  
39.675, Theresa Kulikowski, 4-6-02  
39.675, Melissa Vituj, 2-7-03  
39.675, Melissa Vituj, 3-14-03  
39.675, Annabeth Eberle, 3-21-03  
39.675, Annabeth Eberle, 2-6-04  
39.675, Annabeth Eberle, 1-16-04  
39.675, Melissa Vituj, 3-12-04  
39.675, Rachel Tidd, 3-19-04  
39.675, Melissa Vituj, 4-3-04  
39.675, Annabeth Eberle, 3-18-05  
39.675, Ashley Postell, 4-14-07  
39.675, Kristina Baskett, 2-9-09  
39.675, Kristina Baskett, 2-20-09  
39.675, Kristina Baskett, 3-13-09  
39.675, Georgia Dabritz, 2-6-15  
39.675, MyKayla Skinner, 2-18-17  
39.675, MaKenna Merrell-Giles, 2-3-18  
39.675, MyKayla Skinner, 2-9-18  
39.675, MaKenna Merrell-Giles, 3-16-18  
39.675, MyKayla Skinner, 3-24-18  
39.675, MyKayla Skinner, 3-16-19  
39.675, Grace McCallum, 1-14-22  
39.675, Grace McCallum, 3-4-22  
39.675, Grace McCallum, 3-19-22  
39.675, Grace McCallum, 1-13-23  
39.675, Maile O'Keefe, 3-18-23  
39.675, Grace McCallum, 3-8-24



Suzanne Metz set the school all-around record in 1995 by scoring a 39.95.

## UTAH RECORDS

- 39.675, Grace McCallum, 3-23-24  
39.675, Avery Neff, 3-15-25  
39.675, Grace McCallum, 4-17-25

## VICTORY LEADERS

## Season Wins

- 47 Ashley Postell, 2008
- 43 MyKayla Skinner, 2017
- 40 Theresa Kulikowski, 1999
- 38 Kristen Kenoyer, 1993
- 37 Missy Marlowe, 1991
- 36 Georgia Dabritz, 2015
- 35 Kristina Baskett, 2009
- 34 MyKayla Skinner, 2018
- 34 MyKayla Skinner, 2019
- 31 Maile O'Keefe, 2021
- 31 Grace McCallum, 2025

## Career Wins

- 120 Ashley Postell, 2005-08
- 112 Theresa Kulikowski, 1999-2003
- 111 MyKayla Skinner, 2017-29
- 98 Missy Marlowe, 1989-92
- 88 Kristina Baskett, 2006-09
- 88 Georgia Dabritz, 2012-15
- 87 Kristen Kenoyer, 1990-93

## Season All-Around Wins

- 12 MyKayla Skinner, 2017
- 11 Ashley Postell, 2008
- 11 Suzanne Metz, 1995
- 9 MyKayla Skinner, 2018
- 7 MyKayla Skinner, 2019
- 7 Grace McCallum, 2025
- 6 Maile O'Keefe, 2021

## Career All-Around Wins

- 30 Ashley Postell, 2005-08
- 28 MyKayla Skinner, 2017-29
- 18 Missy Marlowe, 1989-92
- 17 Kristen Kenoyer, 1990-93
- 17 Theresa Kulikowski, 1999-2003
- 17 Grace McCallum, 2022-25

## CONSECUTIVE HIT ROUTINES

## Single-Season Streak

- 61, Makenna Smith, 2024
- 56, Suzanne Metz, 1995
- 56, MyKayla Skinner, 2017
- 54, MyKayla Skinner, 2018
- 54, Maile O'Keefe, 2021
- 51, MyKayla Skinner, 2019
- 50, Kyndal Robarts, 2010

## Multi-Season Streak

- 161, MyKayla Skinner (2017-19)
- 130, Maile O'Keefe (2020-22)

- 108, Makenna Smith (2023-24)
- 81, Becky Tutka (2012-15)
- 72, Stephanie McAllister (2010-11)
- 64, Jamie Deetscreek (2008-09)

## 10.0 SCORES OVERALL

## Single Meet

- Kristen Kenoyer (VT, UB, FX, 3-20-93)
- Kristen Kenoyer (BB, FX, 3-6-93)
- Suzanne Metz (VT, FX, 3-25-95)
- Theresa Kulikowski (UB, FX, 2-26-99)
- Maile O'Keefe (UB, BB, 3-4-22)

## Season

- Kristen Kenoyer (1993)
- Georgia Dabritz (2015)
- Maile O'Keefe (2023)
- Missy Marlowe (1992)
- Theresa Kulikowski (1999)
- Theresa Kulikowski (2002)
- Maile O'Keefe (2022)
- Grace McCallum (2025)
- Theresa Kulikowski (2001)
- Theresa Kulikowski (2003)
- Annabeth Eberle (2004)
- Melissa Vituj (2004)
- Ashley Postell (2008)
- Jaedyn Rucker (2023)

## Career

- Maile O'Keefe (2020-2024)
- Theresa Kulikowski (1999-2003)
- Kristen Kenoyer (1990-93)
- Georgia Dabritz (2012-15)
- Grace McCallum (2022-2025)
- Missy Marlowe (1989-92)
- Annabeth Eberle (2002-05)
- Ashley Postell (2005-08)

## 10.0 VAULT SCORES

## Season

- Kristen Kenoyer (1993)
- Annabeth Eberle (2004)
- Jaedyn Rucker (2023)
- Ashley Postell (2008)
- Tory Wilson (2015)

## Career

- Kristen Kenoyer (1990-93)
- Annabeth Eberle (2002-05)
- Tory Wilson (2012-15)
- Jaedyn Rucker (2023)
- Ashley Postell (2005-08)

## 10.0 BAR SCORES

## Season

- Georgia Dabritz (2015)

- Grace McCallum (2025)
- Missy Marlowe (1991)
- Theresa Kulikowski (1999)
- Theresa Kulikowski (2001)
- Theresa Kulikowski (2002)
- Grace McCallum (2022)

## Career

- Theresa Kulikowski (1999-2003)
- Georgia Dabritz (2012-15)
- Grace McCallum (2021-2025)
- Missy Marlowe (1989-92)
- Sandy Woolsey (1993-96)

## 10.0 BEAM SCORES

## Season

- Maile O'Keefe (2023)
- Maile O'Keefe (2024)
- Maile O'Keefe (2022)
- Kristen Kenoyer (1992)
- Missy Marlowe (1992)
- Theresa Kulikowski (2002)
- Theresa Kulikowski (2003)
- Ashley Postell (2005)

## Career

- Maile O'Keefe (2020-2024)
- Theresa Kulikowski (1999-2003)
- Kristen Kenoyer (1990-93)
- Ashley Postell (2005-08)
- Missy Marlowe (1989-92)
- Traci Sommer (1995-98)
- Shannon Bowles (1998-02)
- Cristal Isa (2019-2023)

## 10.0 FLOOR SCORES

## Season

- Kristen Kenoyer (1993)
- Annabeth Eberle (2003)
- Melissa Vituj (2004)
- MyKayla Skinner (2017)

## Career

- Kristen Kenoyer (1990-93)
- Annabeth Eberle (2002-05)
- MyKayla Skinner (2017-19)
- Melissa Vituj (2001-04)

## ALL-TIME 10.0 SCORES

## VAULT

Missy Marlowe vs. Oregon State, 3-2-92  
 Kristen Kenoyer at WAC Championship, 3-20-93  
 Kristen Kenoyer vs. Oregon State, 2-19-93  
 Kristen Kenoyer vs. Brigham Young, 3-13-93  
 Suzanne Metz vs. Brigham Young, 3-25-95  
 Annabeth Eberle vs. UCLA, 1-10-04  
 Annabeth Eberle vs. UW/Iowa/UIC, 3-5-04  
 Annabeth Eberle vs. Brigham Young, 3-19-04  
 Rachel Tidd vs. Brigham Young, 3-19-04  
 Ashley Postell vs. Minnesota, 2-1-08  
 Ashley Postell vs. SUU/USU, 2-22-08  
 Tory Wilson vs. California, 2-9-13  
 Tory Wilson vs. Arizona State, 2-6-15  
 Georgia Dabritz vs. Arizona State, 2-6-15  
 Tory Wilson at Pac-12 Championship, 3-21-15  
 MaKenna Merrell-Giles vs. Washington, 2-3-18  
 Kim Tessen vs. Stanford, 3-6-20  
 Jaedyn Rucker vs. California, 2-24-23  
 Jaedyn Rucker at NCAA Regional 2nd Rd, 3-30-23  
 Jaedyn Rucker at NCAA Regional Final, 4-1-23

## BARS

Missy Marlowe vs. Cal State-Fullerton, 2-11-91  
 Missy Marlowe vs. Cal State-Fullerton, 3-1-91  
 Missy Marlowe at WAC Championship, 3-28-92  
 Aimee Trepanier vs. Oregon State, 2-13-93  
 Kristen Kenoyer at WAC Championship, 3-20-93  
 Sandy Woolsey vs. Brigham Young, 3-25-95  
 Sandy Woolsey at NCAA Regional, 4-13-96  
 Angie Leonard vs. Stanford, 3-7-97  
 Theresa Kulikowski vs. Utah State/BSU, 2-26-99  
 Theresa Kulikowski vs. Brigham Young, 3-27-99  
 Theresa Kulikowski vs. Brigham Young, 2-9-01  
 Theresa Kulikowski vs. Michigan, 2-23-01  
 Theresa Kulikowski vs. Arizona, 1-18-02  
 Theresa Kulikowski vs. Minnesota, 1-25-02  
 Theresa Kulikowski vs. Minnesota, 2-1-03  
 Georgia Dabritz vs. Florida, 3-16-13  
 Georgia Dabritz at Pac-12 Championship, 3-22-14  
 Georgia Dabritz vs. Arizona, 1-31-15  
 Georgia Dabritz vs. Stanford, 2-21-15  
 Georgia Dabritz vs. Michigan, 3-6-15  
 Georgia Dabritz at NCAA Championships, 4-17-15  
 Georgia Dabritz at NCAA Championships, 4-18-15  
 Grace McCallum at UCLA, 2-4-22  
 Sage Thompson vs. Minnesota, 3-4-22  
 Maile O'Keefe vs. Minnesota, 3-4-22  
 Grace McCallum at Pac-12 Championship, 3-19-22  
 Grace McCallum at Arizona, 3-8-24  
 Grace McCallum at ASU, 2-14-25  
 Grace McCallum at Regional Semifinal, 4-3-25  
 Grace McCallum at Regional Final, 4-5-25

## BEAM

Missy Marlowe vs. Utah State, 2-7-92  
 Kristen Kenoyer vs. Penn State, 3-9-92  
 Kristen Kenoyer at WAC Championship, 3-28-92  
 Missy Marlowe at NCAA Regional, 4-11-92  
 Kristen Kenoyer vs. UW/Boise State, 3-6-93  
 Traci Sommer vs. Brigham Young, 3-25-95  
 Sandy Woolsey vs. Oregon State, 2-12-96  
 Summer Reid vs. Brigham Young, 1-31-97  
 Shannon Bowles vs. Brigham Young, 2-6-98  
 Traci Sommer vs. Oregon State, 3-14-98  
 Theresa Kulikowski vs. New Hampshire, 3-20-99  
 Shannon Bowles vs. Arizona, 1-26-01  
 Theresa Kulikowski vs. Utah State, 2-6-01  
 Theresa Kulikowski vs. Utah State, 2-15-02  
 Theresa Kulikowski at NCAA Regional, 4-6-02  
 Theresa Kulikowski vs. Washington, 3-7-03  
 Theresa Kulikowski at NCAA Regional, 4-12-03

Melissa Vituj vs. Utah State, 2-27-04  
 Ashley Postell vs. Washington, 3-11-05  
 Ashley Postell vs. Arizona State, 3-18-05  
 Ashley Postell vs. Brigham Young, 3-28-08  
 Abby Paulson at UCLA, 2-23-20  
 Maile O'Keefe vs. Washington, 1-30-21  
 Maile O'Keefe vs. Stanford, 1-29-22  
 Cristal Isa vs. Oregon State, 2-18-22  
 Maile O'Keefe vs. Minnesota, 3-4-22  
 Kara Eaker at NCAA Regional Final, 4-2-22  
 Maile O'Keefe at NCAA Regional Final, 4-2-22  
 Kara Eaker at Best of Utah, 1-13-23  
 Maile O'Keefe vs. UCLA, 2-3-23  
 Maile O'Keefe at Metroplex Challenge 2-11-23  
 Maile O'Keefe vs. California, 2-24-23  
 Cristal Isa vs. Arizona, 3-3-23  
 Maile O'Keefe at NCAA Regional 2nd Rd, 3-30-23  
 Maile O'Keefe at NCAA Semifinal, 4-13-23  
 Maile O'Keefe at NCA Final, 4-15-23  
 Maile O'Keefe vs. Boise State, 1-5-24  
 Maile O'Keefe at Best of Utah, 1-15-24  
 Maile O'Keefe vs. Oregon State, 2-2-24  
 Abby Paulson vs. Utah St/Stanford, 3-15-24  
 Maile O'Keefe at Pac-12 Championships, 3-23-24  
 Grace McCallum vs. UCLA, 3-15-25

## FLOOR

Missy Marlowe vs. Penn State, 3-9-92  
 Kristen Kenoyer vs. Oregon State, 2-13-93  
 Kristen Kenoyer vs. UW/Boise State, 3-6-93  
 Aimee Trepanier vs. UW/Boise State, 3-6-93  
 Kristen Kenoyer at WAC Championship, 3-20-93  
 Kristen Kenoyer at NCAA Regional, 4-3-93  
 Suzanne Metz vs. Brigham Young, 3-25-95  
 Theresa Kulikowski vs. Utah State/BSU, 2-26-99  
 Shannon Bowles vs. Brigham Young, 3-23-01  
 Annabeth Eberle vs. Arizona State, 1-24-03  
 Annabeth Eberle vs. Brigham Young, 3-28-03  
 Melissa Vituj vs. Arizona State/AFA, 2-20-04  
 Veronique Leclerc vs. Utah State, 2-27-04  
 Melissa Vituj vs. Brigham Young 3-19-04  
 Annabeth Eberle vs. Arizona State, 3-18-05  
 Lia Del Priore vs. Stanford, 2-23-13  
 Georgia Dabritz vs. Michigan/UCLA, 3-7-14  
 Nansy Damianova vs. Georgia, 3-15-14  
 Breanna Hughes vs. Georgia, 3-12-16  
 MyKayla Skinner vs. Stanford, 3-3-17  
 MyKayla Skinner at Pac-12 Championship, 3-18-17  
 MaKenna Merrell-Giles vs. Georgia, 3-16-18  
 MyKayla Skinner at Pac-12 Championship, 3-23-19  
 Grace McCallum vs. Stanford, 2-23-24

# HIGHEST HONORS

## MISSY MARLOWE (1989-92)

In 1992, she became the first gymnast in history to win the Honda Broderick Cup, which recognizes the nation's best collegiate female athlete. To this day, she remains one of just three gymnasts ever to win the coveted Honda Broderick Cup. She also received the NCAA's highest award for student-athletes when she was named a 1993 Top VI Award winner.


- 1988 U.S. Olympian
- Five-time NCAA Champion
- 12-time All-American
- NCAA team titles in 1990 and 1992
- 1992 Honda Broderick Cup winner
- 1993 NCAA Top VI Award
- 1992 WAC Female Athlete of the Year



## ASHLEY POSTELL (2005-08)

She is the only gymnast in collegiate history to win the maximum possible 20 All-America awards at the NCAA Championships, which she accomplished during her career from 2005-2008. A World Champion on the balance beam, she is a member of the USA Gymnastics Hall of Fame.


- 2002 World Balance Beam Champion
- 2008 USA Gymnastics Hall of Fame Inductee
- Only 20-time NCAA gymnastics All-American in NCAA history
- 2007 NCAA Balance Beam Champion
- Three-time NCAA all-around runner-up
- Utah Record for Career Wins (120)
- Utah Record for Season Wins (47)
- Four-time Utah MVP



## THERESA KULIKOWSKI (1999-2003)

She was the first gymnast in history (and one of two all time) to be honored as the CoSIDA Academic All-American of the Year, an award encompassing every NCAA sport (male and female). She also received the NCAA's highest award for student-athletes when she was named a 2004 Top VIII Award winner.


- 1996 U.S. Olympic Alternate
- Three-time NCAA Champion
- 14-time All-American
- 2003 AAI Senior Gymnast of the Year
- Two-time Academic All-American
- 2003 Academic All-American of the Year
- 2004 NCAA Top VIII Award
- Graduated Cum Laude with a 4.0 GPA
- NCAA Postgraduate Scholarship



## GEORGIA DABRITZ (2012-15)

In 2015, she won the NCAA uneven bar championship and became the first gymnast in NCAA history to score 10.0 on bars in both the semifinals and Super Six at the national championships. In her career, she won every major Pac-12 gymnastics athletic and academic award and was an NCAA Today's Top 10 recipient.

- 2015 NCAA uneven bar champion
- 16-time All-American
- Six-time Pac-12 champion
- AAI Award for Senior Gymnast of the Year
- Pac-12 Gymnast of the Year (2015)
- Pac-12 Scholar-Athlete of the Year (2015)
- Pac-12 Specialist of the Year (2014)
- Pac-12 Freshman of the Year (2012)
- Led Utah in victories all four seasons (88 career wins)
- 1st-team CoSIDA Capital One Academic All-American



## UTAH AWARD WINNERS

## NCAA AWARD WINNERS

## NCAA Top VI, VIII, 10

Missy Marlowe (1993, Top VI)  
Theresa Kulikowski (2004, Top VIII)  
Georgia Dabritz (2016, Today's Top 10)

## NCAA Postgraduate Scholarships

2002 Shannon Bowles  
2003 Theresa Kulikowski  
2016 Georgia Dabritz  
2022 Hunter Dula

## NCAA Elite 90

2019 Shannon McNatt

## COSIDAACADEMICALL-AMERICANS

## First Team Academic All-American

2002 Shannon Bowles  
Theresa Kulikowski  
2003 Theresa Kulikowski\*  
2009 Kristina Baskett  
2010 Daria Bijak  
2015 Georgia Dabritz  
2016 Breanna Hughes  
2023 Maile O'Keefe

\*NCAA Academic All-American of the Year

## Second Team Academic All-American

1993 Kristen Kenoyer  
1998 Molly Northrop  
2008 Kristina Baskett  
2016 Kailah Delaney  
2022 Abby Paulson  
2023 Abby Paulson

## Third Team Academic All-American

2004 Melissa Vituj  
2013 Hailee Hansen  
2014 Hailee Hansen  
2019 Shannon McNatt

## OLYMPIANS

Cheryl Weatherstone, Great Britain  
(1984, Los Angeles)  
Missy Marlowe, USA (1988, Seoul)  
Crystal Gilmore, Canada (2000, Sydney)  
Gael Mackie, Canada (2004, Athens)  
Daria Bijak, Germany (2008, Beijing)  
Nansy Damianova, Canada (2008, Beijing)  
MyKayla Skinner, USA (2016, Rio De Janeiro\*;  
2020, Tokyo)  
Grace McCallum, USA (2020, Tokyo)  
Amelie Morgan, Great Britain (2020, Tokyo)  
Kara Eaker, USA (2020, Tokyo\*)

## TEAM AWARDS

## Most Valuable Performer

1984 Megan Marsden/Linda Kardos  
1985 Lisa Mitzel  
1986 Lisa Mitzel  
1987 Lynne Lederer  
1988 Jessica Smith  
1989 Patti Massoels  
1990 Shelly Schaerrer  
1991 Missy Marlowe  
1992 Missy Marlowe/Kristen Kenoyer  
1993 Kristen Kenoyer  
1994 Suzanne Metz  
1995 Suzanne Metz  
1996 Megan Caudle/Sandy Woolsey  
1997 Traci Sommer  
1998 Traci Sommer  
1999 Theresa Kulikowski  
2000 Denise Jones/Ashley Keever/  
Angelika Schatton/Jenny Schmidt  
2001 Deidra Graham/Melissa Vituj  
2002 Theresa Kulikowski  
2003 Annabeth Eberle/Melissa Vituj  
2004 Annabeth Eberle/Melissa Vituj  
2005 Annabeth Eberle/Ashley Postell  
2006 Ashley Postell/Nicolle Ford  
2007 Ashley Postell  
2008 Ashley Postell  
2009 Kristina Baskett  
2010 Kyndal Robarts  
2011 Stephanie McAllister  
2012 Stephanie McAllister/Corrie Lothrop  
2013 Georgia Dabritz/Tory Wilson  
2014 Georgia Dabritz/Tory Wilson  
2015 Georgia Dabritz  
2016 Breanna Hughes  
2017 MyKayla Skinner  
2018 MyKayla Skinner  
2019 MyKayla Skinner  
2021 Maile O'Keefe  
2022 Grace McCallum/Maile O'Keefe  
2023 Abby Brenner  
2024 Makenna Smith  
2025 Makenna Smith/Grace McCallum

## Coaches Award-Most Improved

1984 Tina Hermann  
1985 Lynne Lederer  
1986 Cheryl Weatherstone  
1987 Caralee Novak  
1988 Sonja Ahone  
1989 Shelly Schaerrer  
1990 Kristi Pinnick  
1991 Tracy Richard/Meredith King  
1992 Kelli Wolsey  
1993 Tracy Richard  
1994 Megan Caudle  
1995 Kelley Delaney  
1996 Sarah Northrop  
1997 Angie Leonard  
1998 Denise Jones  
1999 Denise Jones  
2000 Kim Allan  
2001 Kylee Wagner

2002 Veronique Leclerc  
2003 Gritt Hofmann  
2004 Nicolle Ford  
2005 Gabriella Onodi  
2006 Nina Kim  
2007 Beth Rizzo  
2008 Daria Bijak  
2009 Jamie Deetscreek  
2010 Jacquelyn Johnson  
2011 Mary Beth Lofgren  
2012 Hailee Hansen  
2013 Nansy Damianova  
2014 Kailah Delaney  
2015 Baely Rowe  
2016 Kassandra Lopez/Tiffani Lewis  
2017 Macey Roberts  
2018 MaKenna Merrell-Giles  
2019 Macey Roberts  
2021 Jaedyn Rucker  
2022 Amelie Morgan  
2023 Jaylene Gilstrap  
2024 Alani Sabado  
2025 Ashley Glynn

# UTAH AWARD WINNERS

## **Trix & Rainer Dahl Award- Academics/Athletics**

1984	Sandy Sobotka
1985	Sandy Sobotka
1986	Caralee Novak
1987	Michelle Hilse
1988	Patti Massoels
1989	Hilarie Portell
1990	Kristen Kenoyer
1991	Jenny Donaldson
1992	Jenny Donaldson
1993	Missy Wells
1994	Missy Wells
1995	Alysa Frenz
1996	Alysa Frenz
1997	Molly Northrop
1998	Shannon Bowles
1999	Theresa Kulikowski
2000	Ashley Kever
2001	Theresa Kulikowski
2002	Shannon Bowles
2003	Theresa Kulikowski
2004	Rachel Tidd
2005	Gritt Hofmann
2006	Kristina Baskett
2007	Kristina Baskett
2008	Kristina Baskett
2009	Daria Bijak
2010	Daria Bijak
2011	Jacquelyn Johnson
2012	Mary Beth Lofgren
2013	Hailee Hansen
2014	Mary Beth Lofgren
2015	Kailah Delaney
2016	Kailah Delaney
2017	Missy Reinstadtler
2018	Missy Reinstadtler
2019	Sydney Soloski
2021	Abby Paulson
2022	Jaylene Gilstrap
2023	Amelie Morgan
2024	Abby Paulson
2025	Amelie Morgan

## **Greg Marsden Leadership Award**

2016	Maddy Stover
2017	Baely Rowe/Maddy Stover
2018	Maddy Stover
2019	Kari Lee, MaKenna Merrell-Giles
2021	Alexia Burch, Emilie LeBlanc, Sydney Soloski
2022	Alexia Burch, Jaylene Gilstrap, Cristal Isa, Sydney Soloski
2023	Cristal Isa, Jillian Hoffman, Abby Paulson, Maile O'Keefe, Abby Brenner, Jaedyn Rucker
2024	Maile O'Keefe, Abby Paulson, Jaedyn Rucker
2025	Jaylene Gilstrap/Jaedyn Rucker

## **Newcomer of the Year**

2024	Ella Zirbes
2025	Avery Neff

## **Diane Ellingson Award- Most Inspirational**

1984	Lisa Mitzel
1985	Tina Hermann/Wendy Whiting
1986	Wendy Whiting
1987	Kris Takahashi
1988	Cheryl Weatherstone
1989	Jessica Smith/Kris Takahashi
1990	Missy Marlowe
1991	Kristen Kenoyer
1992	Shelly Schaerrer
1993	Suzanne Metz
1994	Aimee Trepanier
1995	Sandy Woolsey
1996	Traci Sommer/Jennifer Mercier
1997	Ashley Kever/Jenny Schmidt
1998	Angie Leonard
1999	Ashley Kever
2000	Deidra Graham
2001	Theresa Wolf
2002	Melissa Vituj
2003	Kim Allan
2004	Kristen Riffanacht
2005	Rachel Tidd/Nicolle Ford
2006	Gritt Hofmann
2007	Katie Kivisto
2008	Kyndal Robarts
2009	Nina Kim
2010	Stephanie McAllister
2011	Gael Mackie
2012	Kyndal Robarts
2013	Becky Tutka
2014	Corrie Lothrop/Hailee Hansen
2015	Corrie Lothrop/Tory Wilson

## LETTERWINNERS

## - A -

Ahone, Sonja-86\*-87-88-89  
Alfano, Elaine-82\*-83\*-84\*-85\*  
Allan, Kim-00-01-02-03  
Allex, Taylor-13

## - B -

Baskett, Kristina-06-07-08-09  
Beers, Cortni-09-10-11-12  
Bijak, Daria-07-08-09-10  
Bowles, Shannon-98-99-01-02  
Brenner, Abby-23  
Brooks, Julie-76-77  
Bunk, Jean-77  
Burch, Alexia-18-19-20-21-22

## - C -

Canary, Christa-81\*-82\*  
Caudle, Megan-93-94\*-95\*-96  
Chernich, Debbie-76-77-78-79  
Coleman, Shannon-79-80-81\*-82\*  
Cornell, Barbara-78-80  
Cotrill, Betsy-79-81\*

## - D -

Dabritz, Georgia-12-13-14-15  
Damianova, Nansy-11-12-13-14  
Deetscreek, Jamie-07-08-09-10  
Del Priore, Lia-11-12-13-14  
Delaney, Kelley-94\*-95\*-96-97  
Delaney, Kailah-12-14-15-16  
DiLuzio, Annie-07-08-09-10  
D'Oliveira, Dominique-03-04-05-06  
Donaldson, Jenny-91-92\*  
Downs, Diana-78-79  
Duke, Jessica-05-06-07-08  
Dula, Hunter-19-20  
Dunbar, Diane-78-79

## - E -

Eaker, Kara-22-23  
Eberle, Annabeth-02-03-04-05  
Ekdahl, Marilyn-98  
Ellingson, Diane-78-79-80-81\*  
Elstun-Wood, Linda-87

## - F -

Ford, Nicolle-04-05-06-07  
Frenz, Alysa-93-94\*-95\*-96

## - G -

Gantner, Elizabeth-24-25  
Gilstrap, Jaylene-21-22-23-24-25  
Glynn, Ashley-24-25  
Graham, Deidra-99-00-01-02

## - H -

Hall, Cammy-19-20-21-22  
Hammond, Mary-76  
Hammond, Margaret-76  
Hancock, Sandy-77  
Hansen, Hailee-11-12-13-14  
Harrington, Celeste-82\*-83\*-84\*-85\*  
Hermann, Tina-84\*-85\*-86\*-87  
Hilse, Michelle-87-88  
Hoffman, Jillian-20-21-22-23  
Hofmann, Gritt-03-04-05-06  
Huck, Eileen-78-79-80-81\*  
Hughes, Breanna-13-14-15-16

## - I -

Isa, Cristal-19-20-21-22-23

## - J -

Johnson, Jacquelyn-09-10-11  
Johnson, Julie-79-80  
Johnson, Zoe-25  
Jones, Denise-97-98-99-00

## - K -

Kardos, Linda-81\*-82\*-83\*-84\*  
Keller, Amy-90\*-91  
Kemp, Donna-80  
Kennedy, Olivia-24-25  
Kenoyer, Kristen-90\*-91-92\*-93  
Kever, Ashley-97-98-99-00  
Kim, Nina-06-07-08-09  
King, Meredith-91-92\*-93-94\*  
Kivisto, Katie-05-06-07-08  
Kobayashi, Fumina-10-11-12  
Krump, Sarah-23-24-25  
Kulikowski, Theresa-99-01-02-03

## - L -

LaBatte, Tacia-01  
Lange, Haley-13-14-15  
LeBlanc, Emilie-20-21  
Leclerc, Veronique-01-02-03-04  
Lederer, Lynne-85\*-86\*-87-88  
Lee, Kari-15-17-18-19  
Leonard, Angie-96-97-98-99  
Lewis, Tiffani-15-16-17-18  
Lim, Stephanie-04-05  
Lofgren, Mary Beth-11-12-13-14  
Lopez, Cassandra-12-13-15-16  
Lothrop, Corrie-11-12-14-15

## - M -

Mackie, Gael-08-09-10-11  
Marlowe, Missy-89-90\*-91-92\*  
Massoels, Patti-88-89  
May, Emily-80-81\*-82\*  
McAllister, Stephanie-09-10-11-12  
McCallum, Grace-22-23-24-25  
McCunniff, Megan-81\*-82\*-83\*-84\*  
McNatt, Shannon-16-17-18-19  
McVay, Lisa-85\*-86\*  
Medcalf, Annie-01-02  
Mercier, Jennifer-93-94\*-96  
Merrell-Giles, MaKenna-16-17-18-19  
Metz, Suzanne-92\*-93-94\*-95\*  
Milgrom, Cheryl-83\*-84\*  
Miller, Cathy-77  
Mitzel, Lisa-83\*-84\*-85\*-86\*  
Morgan, Amelie-22-23-24-25  
Moulder, Kris-87  
Muhaw, Erika-16-17-18

## - N -

Neff, Avery-25  
Neff, Stephanie-07-08  
Nicoloff, Natalie-03-04-05-06  
Northrop, Molly-96-97-98-99  
Northrop, Sarah-96-97-98-99  
Novak, Caralee-85\*-86\*-87

## - O -

O'Keefe, Maile-20-21-22-23-24  
Olsen, Cathy-79-80  
Onodi, Gabriella-04-05-06

## - P -

Padurariu, Ana-25  
Partyka, Samantha-15-16  
Paulson, Abby-20-21-22-23-24  
Paul, Cindy-82\*-83\*-84\*  
Pinnick, Kristi-88-89-90\*  
Portell, Hilarie-86\*-87-88-89  
Postell, Ashly-05-06-07-08

## - R -

Raposo, Clara-25  
Randall, Adrienne-19-20-21-22  
Ratey, Rachael-76-77  
Reid, Summer-96-97  
Reinstadtler, Missy-17-18-19-20  
Richard, Tracy-90\*-91-92\*-93  
Riffanacht, Kristen-03-04-05-06  
Rizzo, Beth-07-08-09-10  
Robarts, Kyndal-08-09-10-12  
Roberts, Macey-17-18-19  
Rowe, Baely-14-15-16-17  
Rubinstein, Tory-79-80  
Rucker, Jaedyn-20-21-22-23-24-25

## - S -

Sabado, Alani-21-22-23-24  
Sabo, Leah-00-01  
Schaerrer, Shelly-89-90\*-91-92\*  
Schattton, Angelika-97-98-99-00  
Schmidt, Jenny-97-99-00  
Schuberg, Carol-77-78  
Schwab, Sabrina-16-17  
Shanley, Victoria-11-12  
Shaw, Monica-95\*  
Shelley, Wendy-89  
Shire, Sarah-07  
Skinner, MyKayla-17-18-19  
Smith, Denise-87  
Smith, Jessica-88-89-90\*-91  
Smith, Makenna-23-24-25  
Sobotka, Sandy-84\*-85\*-86\*-87  
Soloski, Sydney-18-19-20-21-22  
Sommer, Traci-95\*-96-97-98  
Stanhope, Lucy-21-22-23  
Stednitz, Sue-82\*-83\*  
Stickler, Poppy-25  
Stover, Maddy-15-16-17-18  
Stuart, Jill-87-88

## - T -

Takahashi, Kris-87-88-89-90\*  
Tanner, Lindsay-99-00-01-02  
Taylor, Kim-84\*-87  
Tessen, Kim-17-18-19-20  
Thompson, Sage-22-23  
Tidd, Rachel-04-05  
Trepanier, Aimee-92\*-93-94\*-95\*  
Trewitt, Nicole-87  
Turner, Andra-80-81\*-82\*  
Tutka, Becky-12-13-14-15

## - V -

Vituj, Melissa-01-02-03-04

# LETTERWINNERS

- W -

- Wagner, Kylee-99-00-01-03
- Ware, Julie-77-78-79
- Weatherstone, Cheryl-85\*-86\*-87-88
- Wells, Missy-91-92\*-93-94\*
- Whiting, Wendy-82\*-83\*-84\*-86\*
- Wilson, Tory-12-13-14-15
- Winger, Camie-24-25
- Wolf, Theresa-98-99-00-01
- Wolsey, Kelli-92\*-93-94\*
- Wong, Lauren-18-19
- Woolsey, Sandy-93-94\*-95\*-96

- Z -

- Zirbes, Ella-24-25

\*Competed for national champion team

# PAC-12 CHAMPIONSHIPS & AWARDS

## 2012 PAC-12 CHAMPIONSHIP

Salt Lake City, March 24  
Attendance: 19,374

1. UCLA 197.425
2. Utah 197.375
3. Oregon State 197.025
4. Stanford 196.825
5. Arizona 195.900
6. Arizona State 194.550
7. Washington 194.125
8. California 193.525

## 2013 PAC-12 CHAMPIONSHIP

Corvallis, Ore., March 23  
Attendance: 4,313

1. Oregon State 197.850
2. UCLA 197.375
3. Utah 197.075
4. Stanford 196.625
5. Washington 195.875
6. Arizona 195.525
7. California 195.075
8. Arizona State 193.425

## 2014 PAC-12 CHAMPIONSHIP

Berkeley, Calif., March 22  
Attendance: 2,044

1. Utah 197.925
2. Stanford 197.175
3. California 196.550
4. UCLA 196.525
5. Oregon State 196.275
6. Arizona 196.250
7. Arizona State 195.500
8. Washington 195.125

## 2015 PAC-12 CHAMPIONSHIP

Salt Lake City, March 21  
Attendance: 23,568

1. Utah 198.150
2. UCLA 197.350
3. Stanford 197.175
4. Oregon State 196.900
5. Arizona 196.225
6. California 196.150
7. Washington 196.000
8. Arizona State 192.700

## 2016 PAC-12 CHAMPIONSHIP

Seattle, March 19  
Attendance: 4,941

1. UCLA 197.250
2. Utah 196.925
3. Oregon State 196.925
4. California 196.725
5. Stanford 196.125
6. Arizona 195.525
7. Washington 195.300
8. Arizona State 191.725



The Red Rocks closed the book on the Pac-12 Conference by securing their fourth consecutive championship meet title in 2024.

## 2017 PAC-12 CHAMPIONSHIP

Stanford, Calif., March 18  
Attendance: 5,678

1. Utah 197.925
2. Oregon State 197.400
3. UCLA 197.100
4. Washington 197.100
5. Stanford 196.625
6. California 196.300
7. Arizona 196.275
8. Arizona State 195.600

## 2018 PAC-12 CHAMPIONSHIP

Tucson, Ariz., March 24  
Attendance: 4,902

1. UCLA 197.500
2. Utah 197.350
3. California 196.950
4. Washington 196.750
5. Oregon State 196.575
6. Arizona State 196.425
7. Stanford 196.350
8. Arizona 195.825

## 2019 PAC-12 CHAMPIONSHIP

West Valley City, March 23  
Attendance: 8,621

1. UCLA 198.400
2. Utah 198.025
3. Oregon State 196.600
4. California 196.575
5. Arizona State 196.400
6. Washington 196.175
7. Stanford 195.925
8. Arizona 193.900

## 2021 PAC-12 CHAMPIONSHIP

West Valley City, Mar. 20  
Attendance: N/A

1. Utah 197.725
2. California 197.375
3. UCLA 196.725
4. Arizona State 196.375
5. Oregon State 195.625
6. Arizona 195.400
7. Stanford 195.175
8. Washington 194.400

## 2022 PAC-12 CHAMPIONSHIP

West Valley City, Mar. 19

1. Utah 198.000
2. California 197.425
3. Oregon State 197.250
4. UCLA 196.950
5. Arizona State 196.675
6. Washington 196.400
7. Arizona 196.375
8. Stanford 196.000

## 2023 PAC-12 CHAMPIONSHIP

West Valley City, Mar. 18

1. Utah 197.925
2. UCLA 197.850
3. California 197.825
4. Oregon State 197.200
5. Arizona State 196.700
6. Washington 196.375
7. Arizona 196.375
8. Stanford 195.875

INFORMATION

ATHLETE PROFILES

COACHES AND STAFF

REVIEW / OPPONENTS

RECORDS / AWARDS

RESULTS

HERE'S UTAH

# PAC-12 CHAMPIONSHIPS & AWARDS

## 2024 PAC-12 CHAMPIONSHIP

West Valley City, Mar. 18

1. Utah	198.000
2. UCLA	197.875
3. California	197.325
4. Stanford	197.175
5. Oregon State	196.775
6. Arizona State	196.550
7. Arizona	196.475
8. Washington	196.325

## PAC-12 AWARDS

**2012**  
 Freshman of the Year: Georgia Dabritz  
 Scholar-Athlete of the Year: Stephanie McAllister

**2014**  
 Coach of the Year: Greg Marsden/Megan Marsden  
 Gymnast of the Year: Tory Wilson  
 Specialist of the Year: Georgia Dabritz

**2015**  
 Coach of the Year: Greg Marsden/Megan Marsden  
 Gymnast of the Year: Georgia Dabritz  
 Scholar-Athlete of the Year: Georgia Dabritz

**2016**  
 Specialist of the Year: Cassandra Lopez  
 Freshman of the Year: Sabrina Schwab  
 Scholar-Athlete of the Year: Breanna Hughes

**2020**  
 Coach of the Year: Tom Farden  
 Specialist of the Year: Kim Tessen

**2021**  
 Gymnast of the Year: Maile O'Keefe  
 Specialist of the Year: Alexia Burch

**2022**  
 Specialist of the Year: Maile O'Keefe

**2023**  
 Specialist of the Year: Maile O'Keefe

**2024**  
 Scholar-Athlete of the Year: Abby Paulson

## PAC-12 CHAMPIONS

**2012**  
 All-Around: Corrie Lothrop (39.625)  
 Bars: Georgia Dabritz (9.95)

**2014**  
 All-Around: Tory Wilson (39.450)  
 Vault: Georgia Dabritz (9.95)  
 Bars: Georgia Dabritz (10.0)  
 Floor: Georgia Dabritz/Nansy Damianova (9.95)



Since the Pac-12 expanded, Utah became the first team in the Pac-12 to win three consecutive Pac-12 Championships in 2023.

**2015**  
 All-Around: Georgia Dabritz (39.775)  
 Vault: Tory Wilson (10.0)  
 Bars: Corrie Lothrop (9.95)  
 Floor: Georgia Dabritz (9.95)

**2016**  
 All-Around: Breanna Hughes (39.550)  
 Vault: Breanna Hughes (9.975)  
 Beam: Baely Rowe (9.95)  
 Floor: Tiffani Lewis (9.925)

**2017**  
 All-Around: MyKayla Skinner (39.725)  
 Vault: MyKayla Skinner (9.95), Tiffani Lewis (9.95)  
 Floor: MyKayla Skinner (10.0)

**2018**  
 All-Around: MyKayla Skinner (39.675)  
 Vault: MaKenna Merrell-Giles (9.95)  
 Floor: MyKayla Skinner (9.95)

**2019**  
 Vault: MyKayla Skinner (9.95)  
 Floor: MyKayla Skinner (10.0)

**2021**  
 All-Around: Maile O'Keefe (39.700)  
 Bars: Maile O'Keefe (9.95), Cristal Isa (9.95)  
 Beam: Maile O'Keefe (9.95), Cristal Isa (9.95), Abby Paulson (9.95)  
 Floor: Maile O'Keefe (9.95), Jaedyn Rucker (9.95), Sydney Soloski (9.95)

**2022**  
 Vault: Alexia Burch (9.925)  
 Bars: Grace McCallum (10.0)  
 Beam: Abby Paulson (9.975)  
 Floor: Grace McCallum (9.95)

**2023**  
 Vault: Abby Brenner (9.925)

**2024**  
 Beam: Maile O'Keefe (10.0)

# PAC-12 CHAMPIONSHIPS & AWARDS

## ALL-PAC-12 CONFERENCE

### 2012

First Team  
 Corrie Lothrop: All-Around  
 Stephanie McAllister: All-Around  
 Kailah Delaney: Vault  
 Kyndal Robarts: Beam  
 Georgia Dabritz: Floor

Second Team  
 Cortni Beers: Bars

### 2013

First Team  
 Tory Wilson: All-Around  
 Georgia Dabritz: All-Around  
 Becky Tutka: Floor

Second Team  
 Mary Beth Lofgren: Beam  
 Nansy Damianova: Floor

### 2014

First Team  
 Tory Wilson: All-Around  
 Georgia Dabritz: Vault, Bars, Floor  
 Kailah Delaney: Vault  
 Nansy Damianova: Bars, Floor

Second Team  
 Corrie Lothrop: Bars  
 Becky Tutka: Floor

### 2015

First Team  
 Georgia Dabritz: All-Around  
 Tory Wilson: All-Around  
 Corrie Lothrop: Bars, Floor  
 Kailah Delaney: Vault  
 Kari Lee: Floor

Second Team  
 Kari Lee: Vault, Beam  
 Kassandra Lopez: Bars  
 Baely Rowe: Beam

### 2016

First Team  
 Breanna Hughes: All-Around  
 Kailah Delaney: Vault  
 Kassandra Lopez: Bars  
 Baely Rowe: Bars  
 Maddy Stover: Beam

Second Team  
 Tiffani Lewis: Vault, Floor  
 Samantha Partyka: Vault  
 Sabrina Schwab: Floor

### 2017

First Team  
 MyKayla Skinner: All-Around, Vault, Bars, Floor  
 Baely Rowe: All-Around, Beam

Second Team  
 MaKenna Merrell: All-Around, Vault  
 Baely Rowe: Vault, Bars, Floor  
 Tiffani Lewis: Floor

### 2018

First Team  
 MyKayla Skinner: All-Around, Vault, Bars, Beam, Floor  
 MaKenna Merrell-Giles: All-Around, Vault, Floor

Second Team  
 Missy Reinstadtler: All-Around  
 Kim Tessen: Vault

### 2019

First Team  
 MyKayla Skinner: All-Around, Vault, Bars, Floor  
 MaKenna Merrell-Giles: All-Around, Vault  
 Kari Lee: Beam

Second Team  
 Kari Lee: All-Around, Vault  
 MaKenna Merrell-Giles: Beam, Floor  
 Macey Roberts: Vault  
 MyKayla Skinner: Beam

### 2020

First Team  
 Cristal Isa: Bars, Beam  
 Kim Tessen: Vault, Bars  
 Alexia Burch: Vault  
 Maile O'Keefe: Beam  
 Abby Paulson: Beam  
 Sydney Soloski: Floor

Honorable Mention  
 Adrienne Randall: Beam  
 Missy Reinstadtler: Bars

### 2021

First Team  
 Maile O'Keefe: All-Around, Bars, Beam  
 Cristal Isa: Bars, Beam  
 Alexia Burch: Vault  
 Abby Paulson: Beam  
 Sydney Soloski: Floor

Honorable Mention  
 Jaedyn Rucker: Vault, Floor  
 Cammy Hall: Vault  
 Cristal Isa: All-Around

### 2022

First Team  
 Grace McCallum: All-Around, Vault, Bars, Beam, Floor  
 Cristal Isa: Beam  
 Maile O'Keefe: Beam  
 Alexia Burch: Vault  
 Abby Paulson: Beam  
 Jaedyn Rucker: Vault  
 Sydney Soloski: Floor  
 Lucy Stanhope: Vault  
 Sage Thompson: Bars

Honorable Mention  
 Cristal Isa: Bars  
 Maile O'Keefe: Floor  
 Amelie Morgan: Beam

### 2023

First Team  
 Maile O'Keefe: Bars, Beam  
 Cristal Isa: Beam  
 Kara Eaker: Beam  
 Jaedyn Rucker: Vault

Honorable Mention  
 Cristal Isa: Bars

### 2024

First Team  
 Maile O'Keefe: Beam, Floor  
 Grace McCallum: Bars, Floor  
 Abby Paulson: Beam  
 Jaedyn Rucker: Vault  
 Makenna Smith: All-Around

Honorable Mention  
 Jaylene Gilstrap: Floor



MyKayla Skinner was a seven-time Pac-12 Conference champion.

INFORMATION

ATHLETE PROFILES

COACHES AND STAFF

REVIEW / OPPONENTS

RECORDS / AWARDS

RESULTS

HERE'S UTAH

# PAC-12 CHAMPIONSHIPS & AWARDS

## PAC-12 WEEKLY AWARDS

### Gymnast of the Week (Season)

Total	Name	Year
7*	MyKayla Skinner	2017
5	MyKayla Skinner	2018
4	Georgia Dabritz	2015
4	MyKayla Skinner	2019
4	Maile O'Keefe	2021
2	Tory Wilson	2014
2	Maile O'Keefe	2022
1	Corrie Lothrop	2012
1	Breanna Hughes	2016
1	MaKenna Merrell-Giles	2018
1	Cristal Isa	2022

\*Pac-12 Record

### Gymnast of the Week (Career)

Total	Name	Year
16*	MyKayla Skinner	2017-19
7	Maile O'Keefe	2021-24
6	Georgia Dabritz	2012-15
3	Tory Wilson	2012-15

\*Pac-12 Record

### Specialist of the Week (Season)

Total	Name	Year
5	Georgia Dabritz	2014
4	Tory Wilson	2013
2	Kyndal Robarts	2012
2	Breanna Hughes	2016
2	Kim Tessen	2020
2	Sydney Soloski	2021
2	Cristal Isa	2022
2	Jaedyn Rucker	2022
2	Maile O'Keefe	2023
1	Cortni Beers	2012
1	Kailah Delaney	2012
1	Lia Del Priore	2013
1	Corrie Lothrop	2015
1	Baely Rowe	2016
1	Adrienne Randall	2020
1	Alexia Burch	2021
1	Abby Paulson	2021
1	Jaedyn Rucker	2021
1	Sage Thompson	2022
1	Jillian Hoffman	2022
1	Maile O'Keefe	2022
1	Abby Paulson	2024
1	Amelie Morgan	2024

### Specialist of the Week (Career)

Total	Name	Year
8	Georgia Dabritz	2012-15
5	Tory Wilson	2012-15
3	Jaedyn Rucker	2020-
3	Maile O'Keefe	2020-
2	Kyndal Robarts	2012
2	Breanna Hughes	2013-16
2	Kim Tessen	2017-20
2	Sydney Soloski	2018-22
2	Cristal Isa	2019-23
2	Abby Paulson	2020-24



Abby Paulson won back-to-back Pac-12 beam titles after winning in 2021 and 2022 at the conference championships.

### Freshman of the Week (Season)

Total	Name	Year
6*	MyKayla Skinner	2017
4	Sabrina Schwab	2016
2	Maile O'Keefe	2020
1	Breanna Hughes	2013
1	Cristal Isa	2019
1	Adrienne Randall	2019
1	Abby Paulson	2020
1	Amelie Morgan	2022
1	Grace McCallum	2022
1	Makenna Smith	2023
1	Camie Winger	2024
1	Ella Zirbes	2024

\*Pac-12 Record

# BIG12 CHAMPIONSHIPS & AWARDS

INFORMATION

ATHLETE PROFILES

COACHES AND STAFF

REVIEW / OPPONENTS

RECORDS / AWARDS

RESULTS

HERE'S UTAH

## 2025 BIG 12 CHAMPIONSHIP

West Valley City, Mar. 22

1. Utah	197.775
2. Arizona	196.675
3. Denver	196.400
4. BYU	196.275
5. Arizona State	195.975
6. Iowa State	195.775
7. West Virginia	194.875

## Newcomer of the Week (Season)

Total	Name	Year
4	Avery Neff .....	2025
1	Ana Padurariu.....	2025
1	Zoe Johnson.....	2025

## Newcomer of the Week (Career)

Total	Name	Year
4	Avery Neff .....	2025

## BIG 12 INDIVIDUAL CHAMPIONS

### 2025

All-Around: Grace McCallum (39.550)  
 Vault: Grace McCallum/Ashley Glynn (9.90)  
 Bars: Makenna Smith (9.925)  
 Beam: Avery Neff/Ana Padurariu (9.95)  
 Floor: Makenna Smith (9.925)

## BIG 12 AWARDS

### 2025

Gymnast of the Year: Grace McCallum  
 Newcomer of the Year: Avery Neff

## ALL-BIG 12 TEAMS

### 2025

All-Around: Grace McCallum, Makenna Smith  
 Vault: Makenna Smith, Ella Zirbes, Ashley Glynn, Grace McCallum  
 Bars: Grace McCallum, Amelie Morgan, Ella Zirbes  
 Beam: Grace McCallum, Camie Winger, Makenna Smith, Amelie Morgan  
 Floor: Makenna Smith, Grace McCallum, Jaylene Gilstrap  
 All-Freshman: Avery Neff

## BIG 12 WEEKLY AWARDS

### Gymnast of the Week (Season)

Total	Name	Year
3	Grace McCallum .....	2025
3	Makenna Smith .....	2025
1	Ella Zirbes .....	2025

### Gymnast of the Week (Career)

Total	Name	Year
3	Grace McCallum .....	2025
3	Makenna Smith .....	2025



2025 Utah Gymnastics was the first team to clinch a Big 12 Regular Season Title and Conference Championship for Utah Athletics since making the move in fall of 2024.


# UTAH NCAA INDIVIDUAL CHAMPIONS

## BY NAME

Sue Stednitz	
1982	All-Around Beam
Elaine Alfano	
1982	Vault
1983	Vault
1985	Vault
Megan McCunniff (Marsden)	
1983	All-Around
1984	All-Around Vault
Lisa Mitzel	
1985	Floor
Missy Marlowe	
1991	Beam
1992	All-Around Bars Beam Floor
Kristen Kenoyer	
1992	Vault
Sandy Woolsey	
1994	Bars
Summer Reid	
1996	Beam
1997	Beam
Angie Leonard	
1999	Bars
Theresa Kulikowski	
1999	All-Around Beam
2001	Beam
Kristina Baskett	
2006	Bars
Ashley Postell	
2007	Beam
Georgia Dabritz	
2015	Bars
MyKayla Skinner	
2017	Floor
2018	Vault
Maile O'Keefe	
2021	Bars Floor
2023	All-Around Beam
Jaedyn Rucker	
2022	Vault

## BY EVENT

All-Around	
Sue Stednitz	1982
Megan McCunniff (Marsden)	1983, 1984
Missy Marlowe	1992
Theresa Kulikowski	1999
Maile O'Keefe	2023
Vault	
Elaine Alfano	1982, 1983, 1985
Megan McCunniff (Marsden)	1984
Kristen Kenoyer	1992
MyKayla Skinner	2018
Jaedyn Rucker	2022
Bars	
Missy Marlowe	1992
Sandy Woolsey	1994
Angie Leonard	1999
Kristina Baskett	2006
Georgia Dabritz	2015
Maile O'Keefe	2021
Beam	
Sue Stednitz	1982
Missy Marlowe	1991, 1992
Summer Reid	1996, 1997
Theresa Kulikowski	1999, 2001
Ashley Postell	2007
Maile O'Keefe	2023
Floor	
Lisa Mitzel	1985
Missy Marlowe	1992
MyKayla Skinner	2017
Maile O'Keefe	2021



Missy Marlowe won a school-record five NCAA individual titles during her career from 1989-92.

## BY YEAR

1982 (3)	
Sue Stednitz	All-Around, Beam
Elaine Alfano	Vault
1983 (2)	
Elaine Alfano	Vault
Megan McCunniff (Marsden)	All-Around
1984 (2)	
Megan McCunniff (Marsden)	All-Around, Vault
1985 (2)	
Elaine Alfano	Vault
Lisa Mitzel	Floor
1991 (1)	
Missy Marlowe	Beam
1992 (5)	
Missy Marlowe	All-Around, Bars, Beam, Floor
Kristen Kenoyer	Vault
1994 (1)	
Sandy Woolsey	Bars
1996 (1)	
Summer Reid	Beam
1997 (1)	
Summer Reid	Beam
1999 (3)	
Theresa Kulikowski	All-Around, Beam
Angie Leonard	Bars
2001 (1)	
Theresa Kulikowski	Beam
2006 (1)	
Kristina Baskett	Bars
2007 (1)	
Ashley Postell	Beam
2015 (1)	
Georgia Dabritz	Bars
2017 (1)	
MyKayla Skinner	Floor
2018 (1)	
MyKayla Skinner	Vault
2021 (2)	
Maile O'Keefe	Bars, Floor
2022 (1)	
Jaedyn Rucker	Vault
2023 (2)	
Maile O'Keefe	All-Around, Beam

# UTAH ALL-AMERICANS

## COMBINED NCAA & REGULAR SEASON AWARDS

26 (13 RS) .MyKayla Skinner	6 (2 RS) . . . . .Baely Rowe	3 . . . . .Kelli Wolsey	1 . . . . .Celeste Harrington
20* . . . . .Ashley Postell	5 . . . . .Elaine Alfano	3 . . . . .Ella Zirbes	1 . . . . .Ashley Kever
19 (7 RS) . .Maile O'Keefe	5 . . . . .Megan Caudle	2 (1 RS) . . .Alexia Burch	1 . . . . .Emilie LeBlanc
16 (8 RS) . .Georgia Dabritz	5 (2 RS) . . .Nancy Damianova	2 . . . . .Annie DiLuzio	1 . . . . .Tiffani Lewis
16 . . . . .Kristen Kenoyer	5 (4 RS) . . .Breanna Hughes	2 . . . . .Jenny Donaldson	1 . . . . .Mary Beth Lofgren
15 (8 RS) . .Grace McCallum	5 . . . . .Angie Leonard	2 . . . . .Tina Hermann	1 . . . . .Lisa McVay
14 . . . . .Theresa Kulikowski	5 . . . . .Stephanie McAllister	2 . . . . .Gritt Hofmann	1 . . . . .Samantha Partyka
13 . . . . .Amy Trepanier	5 . . . . .Tracy Richard	2 . . . . .Kassandra Lopez	1 . . . . .Missy Reinstadtler
12 . . . . .Kristina Baskett	5 (3 RS) . . .Sydney Soloski	2 . . . . .Patti Massoels	1 . . . . .Beth Rizzo
12 . . . . .Missy Marlowe	5 . . . . .Sandy Woolsey	2 . . . . .Molly Northrop	1 . . . . .Jenny Schmidt
12 . . . . .Megan McCuniff (Marsden)	4 (1 RS) . . .Avery Neff	2 . . . . .Sarah Northrop	1 . . . . .Sabrina Schwab
11 . . . . .Melissa Vituj	4 . . . . .Christa Canary	2 . . . . .Kristy Pinnick	1 . . . . .Maddy Stover
10 . . . . .Suzanne Metz	4 . . . . .Jamie Deetscreek	2 . . . . .Kristen Riffanacht	1 . . . . .Jill Stuart
10 (3 RS) . .MaKenna Smith	4 . . . . .Eileen Huck	2 . . . . .Kyndal Robarts	1 . . . . .Kris Takahashi
9 . . . . .Shannon Bowles	4 . . . . .Veronique LeClerc	2 . . . . .Angelika Schatton	1 . . . . .Sage Thompson
9 . . . . .Linda Kardos	6 (4 RS) . . .Abby Paulson	2 . . . . .Jessica Smith	1 . . . . .Kylee Wagner
9 (5 RS) . . .MaKenna Merrell-Giles	4 . . . . .Summer Reid	2 (2 RS) . . .Kim Tessen	1 . . . . .Abby Brenner
8 . . . . .Daria Bijak	4 . . . . .Traci Sommer	2 . . . . .Rachel Tidd	1 . . . . .Amelie Morgan
8 . . . . .Annabeth Eberle	4 . . . . .Sue Stednitz	2 . . . . .Theresa Wolf	1 (RS) . . . .Camie Winger
8 . . . . .Nicolle Ford	4 (2 RS) . . .Becky Tutka	2 (1 RS) . . .Kara Eaker	
8 . . . . .Lynne Lederer	4 . . . . .Cheryl Weatherstone	2 . . . . .Jaedyn Rucker	Note: Total includes NCAA
8 (1 RS) . . .Corrie Lothrop	3 (2 RS) . . .Kailah Delaney	2 . . . . .Jaylene Gilstrap	ChampionshipsandRegularSeason
8 (5 RS) . . .Cristal Isa	3 . . . . .Diane Ellingson	1 . . . . .Kim Allan	*Record for NCAA Championships'
7 . . . . .Shelly Schaerrer	3 . . . . .Nina Kim	1 . . . . .Shannon Coleman	All-America awards (and the most
7 (5 RS) . . .Tory Wilson	3 . . . . .Meredith King	1 . . . . .Lia Del Priore	possible)
6 . . . . .Deidra Graham	3 (1 RS) . . .Kari Lee	1 . . . . .Jessica Duke	(RS)=Regular Season All-American
6 . . . . .Denise Jones	3 . . . . .Sandy Sobotka	1 . . . . .Alysa Frenz	(began in 2013)
6 . . . . .Lisa Mitzel	3 . . . . .Missy Wells	1 . . . . .Hailee Hansen	

## ALPHABETICALLY

Alfano, Elaine (1982, 1983, 1984, 1985)	LeBlanc, Emilie (2021)	Skinner, MyKayla (2017, 2018, 2019)
Allan, Kim (2000)	Leclerc, Veronique (2001, 2002, 2003)	Smith, Jessica (1988, 1990)
Baskett, Kristina (2006, 2007, 2008, 2009)	Lederer, Lynne (1985, 1986, 1987, 1988)	Smith, MaKenna (2023, 2024)
Bijak, Daria (2007, 2008, 2009, 2010)	Lee, Kari (2015)	Sobotka, Sandy (1985, 1986)
Bowles, Shannon (1998, 1999, 2001, 2002)	Leonard, Angie (1997, 1998, 1999)	Soloski, Sydney (2018, 2020, 2021, 2022)
Brenner, Abby (2023)	Lewis, Tiffani (2017)	Sommer, Traci (1995, 1997, 1998)
Burch, Alexia (2021, 2022)	Lofgren, Mary Beth (2011)	Stednitz, Sue (1982)
Canary, Christa (1982)	Lopez, Kassandra (2015, 2016)	Stover, Maddy (2016)
Caudle, Megan (1994, 1995, 1996)	Lothrop, Corrie (2011, 2012, 2015)	Stuart, Jill (1987)
Coleman, Shannon (1981)	Marlowe, Missy (1989, 1990, 1991, 1992)	Takahashi, Kris (1987)
Dabritz, Georgia (2012, 2013, 2014, 2015)	Massoels, Patti (1988)	Tessen, Kim (2020)
Damianova, Nansy (2013, 2014)	McCallum, Grace (2022, 2023, 2024, 2025)	Thompson, Sage (2022)
Del Priore, Lia (2014)	McCuniff, Megan (1981, 1982, 1983, 1984)	Tidd, Rachel (2005)
Deetscreek, Jamie (2009, 2010)	McAllister Stephanie (2010, 2011, 2012)	Trepanier, Aimee (1992, 1993, 1994, 1995)
Delaney, Kailah (2012, 2014, 2015)	McVay, Lisa (1986)	Tutka, Becky (2013, 2014)
DiLuzio, Annie (2007, 2010)	Merrell-Giles, MaKenna (2017, 2018, 2019)	Vituj, Melissa (2001, 2002, 2003, 2004)
Donaldson, Jenny (1992)	Metz, Suzanne (1993, 1994, 1995)	Wagner, Kylee (2001)
Duke, Jessica (2007)	Mitzel, Lisa (1983, 1984, 1985, 1986)	Weatherstone, Cheryl (1985, 1986, 1987)
Eaker, Kara (2022, 2023)	Morgan, Amelie (2025)	Wells, Missy (1993, 1994)
Eberle, Annabeth (2003, 2004, 2005)	Neff, Avery (2025)	Wilson, Tory (2012, 2013, 2014, 2015)
Ellingson, Diane (1980, 1981)	Northrop, Molly (1997, 1998)	Winger, Camie (2025)
Ford, Nicolle (2004, 2005, 2006, 2007)	Northrop, Sarah (1996)	Wolf, Theresa (2001)
Frenz, Alysa (1994)	O'Keefe, Maile (2020, 2021, 2022, 2023, 2024)	Wolsey, Kelli (1992, 1994)
Gilstrap, Jaylene (2024, 2025)	Partyka, Samantha (2015)	Woolsey, Sandy (1993, 1994, 1995)
Graham, Deidra (1999, 2000, 2001)	Paulson, Abby (2020, 2021, 2022, 2024)	Zirbes, Ella (2024, 2025)
Hansen, Hailee (2013)	Pinnick, Kristi (1988, 1990)	
Harrington, Celeste (1985)	Postell, Ashley (2005, 2006, 2007, 2008)	
Hermann, Tina (1985)	Reid, Summer (1996, 1997)	
Hofmann, Gritt (2005, 2006)	Reinstadtler, Missy (2018)	
Huck, Eileen (1980, 1981)	Richard, Tracy (1990, 1991, 1992, 1993)	
Hughes, Breanna (2013, 2016)	Riffanacht, Kristen (2003, 2004)	
Isa, Cristal (2020, 2021, 2022, 2023)	Rizzo, Beth (2007)	
Jones, Denise (1998, 2000)	Robarts, Kyndal (2008, 2010)	
Kardos, Linda (1981, 1982, 1983, 1984)	Rowe, Baely (2016, 2017)	
Kenoyer, Kristen (1990, 1991, 1992, 1993)	Rucker, Jaedyn (2022, 2023)	
Kever, Ashley (2000)	Schaerrer, Shelly (1989, 1990, 1991, 1992)	
Kim, Nina (2009)	Schatton, Angelika (2000)	
King, Meredith (1992, 1993, 1994)	Schmidt, Jenny (2000)	
Kulikowski, Theresa (1999, 2001, 2002, 2003)	Schwab, Sabrina (2016)	

## UTAH ALL-AMERICANS

## BY YEAR

<b>1980</b> Eileen Huck (AA-6th, BB-6th, FX-2nd) Diane Ellingson (AA-8th, UB-5th)	<b>1989</b> Missy Marlowe (BB-4th, UB-4th) Shelly Schaerrer (VT-8th)	<b>1997</b> Summer Reid (BB-1st, FX*) Traci Sommer (BB-3rd, AA*) Angie Leonard (VT-4th, UB-6th) Molly Northrop (BB*)
<b>1981</b> Megan McCuniff (AA-4th, BB-3rd, FX-7th) Linda Kardos (AA-6th, VT-7th, BB-6th) Diane Ellingson (UB-2nd) Shannon Coleman (BB-8th) Eileen Huck (FX-5th)	<b>1990</b> Shelly Schaerrer (AA-2nd, UB-2nd, FX-2nd) Kristen Kenoyer (AA-3rd, VT-5th, BB-6th, FX-4th) Kristi Pinnick (VT-2nd) Missy Marlowe (UB-4th, FX-2nd) Jessica Smith (BB-5th) Tracy Richard (FX-8th)	<b>1998</b> Shannon Bowles (AA-8th, UB-4th, BB-4th) Molly Northrop (UB-6th) Traci Sommer (BB-7th) Angie Leonard (UB-12th) Denise Jones (AA*)
<b>1982</b> Sue Stednitz (AA-1st, VT-5th, BB-1st, FX-6th) Christa Canary (AA-2nd, BB-2nd, UB-7th, FX-5th) Megan McCuniff (VT-4th, BB-2nd) Linda Kardos (UB-7th, FX-3rd) Elaine Alfano (VT-1st)	<b>1991</b> Missy Marlowe (AA-3rd, BB-1st, FX-3rd) Kristen Kenoyer (AA-4th, UB-4th, BB-5th, FX-6th) Shelly Schaerrer (AA-6th, UB-4th) Tracy Richard (FX-7th)	<b>1999</b> Theresa Kulikowski (AA-1st, BB-1st, VT-2nd, FX-2nd, UB-11th) Angie Leonard (UB-1st, FX*) Shannon Bowles (BB-4th) Deidra Graham (UB-10th)
<b>1983</b> Megan McCuniff (AA-1st, VT-6th, UB-2nd, FX-7th) Elaine Alfano (AA-5th, VT-1st) Lisa Mitzel (AA-4th, BB-4th) Linda Kardos (BB-2nd)	<b>1992</b> Missy Marlowe (AA-1st, UB-1st, BB-1st, FX-1st, VT-5th) Kristen Kenoyer (AA-4th, VT-1st, UB-3rd, FX-4th, BB*) Shelly Schaerrer (UB-3rd) Jenny Donaldson (UB-8th, FX*) Aimee Trepanier (FX-8th, UB*, BB*) Kelli Wolsey (UB*, VT*) Tracy Richard (FX*) Meredith King (VT*)	<b>2000</b> Denise Jones (AA-6th, FX-2nd, BB-4th, UB*, VT*) Deidra Graham (AA-10th, BB-11th, FX*) Angelika Schatton (AA*, BB-7th) Jenny Schmidt (UB-5th) Ashley Kever (FX*) Kim Allan (BB*)
<b>1984</b> Megan McCuniff (AA-1st, VT-1st, BB-7th) Linda Kardos (AA-6th, UB-3rd, BB-3rd) Elaine Alfano (VT-3rd) Lisa Mitzel (FX-7th)	<b>1993</b> Aimee Trepanier (FX-4th, UB-9th, BB-11th) Suzanne Metz (UB-INJ, FX-INJ) Missy Wells (BB-4th) Kristen Kenoyer (UB-5th, FX-7th, VT*) Tracy Richard (VT-5th, FX-7th) Sandy Woolsey (UB-8th) Meredith King (VT*)	<b>2001</b> Theresa Kulikowski (BB-1st, UB-3rd) Melissa Vituj (BB-3rd, FX-8th, VT*) Deidra Graham (AA-8th, BB*) Theresa Wolf (AA-10th, BB-6th) Shannon Bowles (BB-12th, FX*) Veronique Leclerc (UB*) Kylee Wagner (BB*)
<b>1985</b> Elaine Alfano (VT-1st) Celeste Harrington (UB-2nd) Lisa Mitzel (AA-5th, FX-1st, BB-6th) Tina Hermann (UB-6th, BB-5th) Sandy Sobotka (AA-5th, BB-8th) Lynne Lederer (AA-7th, UB-4th, FX-5th) Cheryl Weatherstone (FX-8th)	<b>1994</b> Sandy Woolsey (UB-1st) Suzanne Metz (VT-2nd, FX-5th, UB*) Aimee Trepanier (AA-4th, UB-5th, FX-5th) Missy Wells (BB-7th, VT-10th) Megan Caudle (FX-5th) Kelli Wolsey (UB-8th) Alysa Frenz (UB*) Meredith King (VT*)	<b>2002</b> Theresa Kulikowski (AA-3rd, BB-3rd, UB-5th, FX-11th, VT*) Shannon Bowles (AA-6th, FX-3rd, BB-7th) Melissa Vituj (FX-14th, BB*, VT*) Veronique Leclerc (UB*)
<b>1986</b> Sandy Sobotka (BB-8th) Lynne Lederer (FX-5th) Cheryl Weatherstone (UB-7th, FX-8th) Lisa McVay (VT-8th)	<b>1995</b> Suzanne Metz (AA-3rd, VT*, UB*, BB*, FX*) Aimee Trepanier (AA-7th, FX-4th, UB*, BB*) Megan Caudle (BB-2nd) Sandy Woolsey (BB-11th) Traci Sommer (BB-5th)	<b>2003</b> Annabeth Eberle (AA-4th, VT-6th, UB*) Melissa Vituj (FX-9th, AA*) Veronique Leclerc (UB-3rd, VT*) Theresa Kulikowski (UB-1st#, BB-2nd#) Kristen Riffanacht (VT*)
<b>1987</b> Lynne Lederer (AA-4th, FX-3rd, BB-6th) Kris Takahashi (BB-6th) Jill Stuart (FX-6th) Cheryl Weatherstone (UB-7th)	<b>1996</b> Summer Reid (BB-1st, FX*) Megan Caudle (VT-3rd, FX-9th, BB*) Sandy Woolsey (UB-8th, AA*) Sarah Northrop (AA-16th*, UB*)	<b>2004</b> Nicolle Ford (UB-4th, BB-12th, AA*) Melissa Vituj (FX-3rd, AA*, BB*) Annabeth Eberle (VT-2nd) Kristen Riffanacht (BB*)
<b>1988</b> Lynne Lederer (BB-6th) Patti Massoels (AA-5th, UB-3rd) Kristi Pinnick (UB-3rd) Jessica Smith (AA-4th)		

## UTAH ALL-AMERICANS

## 2005

Annabeth Eberle (AA-7th, VT-6th, FX-8th, UB\*)  
 Ashley Postell (AA-3rd, UB-3rd, VT-INJ,  
 BB-INJ, FX\*)  
 Rachel Tidd (UB-3rd, AA\*)  
 Gritt Hofmann (FX-10th)  
 Nicolle Ford (UB\*)

## 2006

Ashley Postell (AA-2nd, VT-8th, UB-5th,  
 BB-7th, FX-INJ)  
 Nicolle Ford (VT-7th, UB-6th, AA\*)  
 Kristina Baskett (UB-1st, VT\*)  
 Gritt Hofmann (VT-10th)

## 2007

Ashley Postell (AA-2nd, BB-1st, FX-3rd,  
 UB-7th, VT\*)  
 Annie DiLuzio (VT-2nd)  
 Kristina Baskett (UB-4th)  
 Daria Bijak (UB-8th)  
 Nicolle Ford (VT-12th)  
 Beth Rizzo (FX-12th)  
 Jessica Duke (UB\*)

## 2008

Ashley Postell (AA-2nd, BB-2nd, FX-4th,  
 UB-16th, VT\*)  
 Kristina Baskett (AA-3rd, VT-2nd, UB-6th,  
 FX-14th/INJ)  
 Daria Bijak (AA-15th\*, FX\*)  
 Kyndal Robarts (VT-10th)  
 2009  
 Kristina Baskett (AA-2nd, VT-3rd, UB-3rd,  
 BB-3rd, FX\*)  
 Daria Bijak (FX-5th, AA\*, UB\*)  
 Nina Kim (AA\*, VT\*, UB\*)  
 Jamie Deetscreek (UB\*)

## 2010

Kyndal Robarts (BB-5th)  
 Daria Bijak (AA-7th, UB-11th)  
 Jamie Deetscreek (BB-7th, AA\*, UB\*)  
 Annie DiLuzio (FX-7th)  
 Stephanie McAllister (UB\*)

## 2011

Stephanie McAllister (VT-13th, AA\*)  
 Mary Beth Lofgren (BB-5th)  
 Corrie Lothrop (AA\*, BB\*)

## 2012

Stephanie McAllister (AA-9th, VT\*)  
 Corrie Lothrop (AA-11th), UB\*, FX\*)  
 Kailah Delaney (VT-9th)  
 Georgia Dabritz (VT-10th)  
 Tory Wilson (VT\*)

## 2013

Georgia Dabritz (AA-7th, UB-2nd, VT-RS, UB-RS\*)  
 Nansy Damianova (FX-8th, UB-9th)  
 Tory Wilson (VT-8th, VT-RS)  
 Hailee Hansen (UB\*)  
 Breanna Hughes (BB\*)  
 Becky Tutka (FX\*, FX-RS\*)

## 2014

Georgia Dabritz (VT-9th, UB\*, VT-RS,  
 UB-RS, FX-RS)  
 Nansy Damianova (FX-13th, UB-RS\*, FX-RS\*)  
 Becky Tutka (FX-11th, FX-RS\*)  
 Lia Del Priore (FX\*)  
 Kailah Delaney (VT-RS)  
 Tory Wilson (VT-RS, AA-RS\*)

## 2015

Georgia Dabritz (UB-1st, FX-5th, VT\*, VT-RS,  
 UB-RS, FX-RS\*)  
 Kari Lee (VT-5th, FX-14th, BB-RS\*)  
 Corrie Lothrop (AA\*, UB\*, UB-RS\*)  
 Kassandra Lopez (UB\*)  
 Samantha Partyka (VT\*)  
 Tory Wilson (VT-RS, AA-RS\*)  
 Kailah Delaney (VT-RS\*)

## 2016

Kassandra Lopez (UB-4th)  
 Baely Rowe (AA\*, BB\*)  
 Sabrina Schwab (UB\*)  
 Breanna Hughes (AA-RS, VT-RS\*, UB-RS\*,  
 FX-RS\*)  
 Maddy Stover (BB-RS\*)

## 2017

MyKayla Skinner (FX-1st, AA-2nd, VT-5th,  
 BB-8th, AA-RS, VT-RS, UB-RS, FX-RS)  
 Baely Rowe (FX-10th, AA\*, AA-RS, BB-RS\*)  
 MaKenna Merrell (AA\*, BB\*, FX\*)  
 Tiffani Lewis (VT\*)

## 2018

MyKayla Skinner (VT-1st, AA-2nd, BB-4th,  
 FX-5th, UB\*, AA-RS, VT-RS, FX-RS,  
 UB-RS\*, BB-RS\*)  
 Missy Reinstadtler (AA\*)  
 Sydney Soloski (FX\*)  
 MaKenna Merrell-Giles (AA-RS, VT-RS, FX-RS)

## 2019

MyKayla Skinner (VT-5th, FX-5th, UB-6th, AA-  
 7th, AA-RS, VT-RS, UB-RS, FX-RS)  
 MaKenna Merrell-Giles (VT-8th, VT-RS, AA-RS\*)

## 2020

Cristal Isa (UB-RS\*, BB-RS\*)  
 Kim Tessen (VT-RS\*, UB-RS\*)  
 Maile O'Keefe (BB-RS\*)  
 Abby Paulson (BB-RS\*)  
 Sydney Soloski (FX-RS\*)

## 2021

Maile O'Keefe (UB-1st, FX-1st, AA\*, AA-RS, BB-  
 RS, UB-RS\*)  
 Sydney Soloski (FX\*, FX-RS)  
 Cristal Isa (UB\*, BB-RS\*)  
 Emilie LeBlanc (UB\*)  
 Abby Paulson (BB-RS)  
 Alexia Burch (VT-RS\*)

## 2022

Grace McCallum (AA, FX, AA-RS, UB-RS, FX-RS\*)  
 Maile O'Keefe (AA, BB, UB\*, BB-RS)  
 Abby Paulson (BB, BB-RS\*)  
 Alexia Burch (VT)  
 Jaedyn Rucker (VT)  
 Kara Eaker (BB)  
 Sage Thompson (UB\*)  
 Cristal Isa (BB-RS)  
 Sydney Soloski (FX-RS)

## 2023

Maile O'Keefe (AA, UB, BB, FX, BB-RS)  
 Cristal Isa (BB, UB\*, BB-RS\*)  
 Grace McCallum (UB)  
 Makenna Smith (VT)  
 Abby Brenner (UB\*)  
 Kara Eaker (BB-RS)  
 Jaedyn Rucker (VT-RS\*)

## 2024

Maile O'Keefe (BB, FX, BB-RS)  
 Grace McCallum (UB-RS, FX-RS)  
 Abby Paulson (BB, BB-RS)  
 Makenna Smith (AA, VT, UB\*)  
 Ella Zirbes (VT, UB\*)  
 Jaylene Gilstrap (FX)

## 2025

Grace McCallum (AA-RS\*, VT, UB-RS, BB-RS, FL)  
 Makenna Smith (AA-RS\*, UB, FL-RS\*)  
 Avery Neff (AA, UB\*, BB-RS\*)  
 Ella Zirbes (UB)  
 Jaylene Gilstrap (FX\*)  
 Amelie Morgan (UB\*)  
 Camie Winger (BB-RS\*)

## LEGEND

\*Second Team (began in 1992)  
 INJ-Missed event finals due to injury  
 RS-Regular Season All-American (began in 2013)  
 RS\*-Regular Season Second-Team All-American  
 (began in 2013)  
 Note: All-America awards prior to 1980 are  
 not available

# RESULTS



# REGULAR SEASON RESULTS

## YEAR BY YEAR RECORD

Year	Overall Record	Regular Season	Conference Championship	Regional Finish	National Finish
1976	25-13	5-3		2nd	10th
1977	24-11-1	10-2-1		2nd	9th
1978	24-11	11-5		2nd	6th
1979	32-9	14-6		1st	4th
1980	49-2	28-1		1st	2nd
1981	45-2	27-2		1st	1st
1982	22-3	11-2		2nd	1st
1983	34-3	20-2		2nd	1st
1984	31-2	17-2		1st	1st
1985	27-1	13-1		1st	1st
1986	27-1	10-1	1st HCAC	1st	1st
1987	29-4	11-2	1st HCAC	2nd	2nd
1988	32-4	13-3	1st HCAC	1st	2nd
1989	28-6	10-2	1st HCAC	1st	5th
1990	35-1	13-1	1st HCAC	1st	1st
1991	29-2	9-1	1st WAC	1st	2nd
1992	33-1	12-1	1st WAC	1st	1st
1993	31-2	13-0	1st WAC	1st	3rd
1994	28-2	13-1		1st	1st
1995	30-3	16-1		1st	1st
1996	22-4-1	10-1		1st	3rd (tie)
1997	19-3-1	11-1		1st	7th
1998	18-8	7-3		1st	4th
1999	18-5	12-1		2nd	7th
2000	23-6	10-4		1st	2nd
2001	22-6-2	13-1-1		1st	5th (tie)
2002	21-5	9-2		1st	4th
2003	16-11	7-5		1st	6th
2004	21-8	13-1		1st	6th
2005	25-4	12-2		1st	3rd
2006	22-6	11-2		2nd	2nd
2007	27-4	13-3		1st	2nd
2008	25-3	12-1		1st	2nd
2009	22-5-1	12-1		1st	3rd
2010	19-10	11-3		2nd	6th
2011	16-10	8-3		2nd	5th
2012	23-9	7-3	2nd Pac-12	1st	5th
2013	20-9-1	10-2-1	3rd Pac-12	2nd	9th
2014	24-6	10-3	1st Pac-12	1st	7th
2015	30-3-1	11-1	1st Pac-12	2nd	2nd
2016	19-7-1	9-1	2nd-T Pac-12	1st	9th
2017	26-8	10-2	1st Pac-12	1st	5th
2018	24-10	9-3	2nd	1st	5th
2019	21-8	10-3	2nd	2nd	7th
2020	11-0	11-0	-/1st (RS)	-	-
2021	26-4	10-1	1st/1st (RS)	1st	3rd
2022	26-6	10-3	1st	1st	3rd
2023	29-5	12-3	1st	1st	3rd
2024	28-7	12-4	1st	2nd	3rd
2025	27-8	12-4	1st Big-12	1st	4th
Totals	1285-271-9	580-105-3			

### HEAD COACHES

Greg Marsden: 1976-2015  
 Megan Marsden: 2010-2019  
 Tom Farden: 2016-2023  
 Carly Dockendorf: 2024-present

### 1976 (5-3)

Jan. 17	Cal State-Long Beach	W	97.75-89.70	Salt Lake City
	Brigham Young	W	97.75-81.050	Salt Lake City
Jan. 22	Cal State-Fullerton	L	96.10-105.150	Salt Lake City
	Southern Illinois	L	96.10-103.950	Salt Lake City
	Nevada	W	96.10-94.500	Salt Lake City
Jan. 31	Colorado	L	98.70-98.850	Salt Lake City
Feb. 3	Colorado	W	100.980-100.180	Salt Lake City
	Brigham Young	W	100.980-92.75	Salt Lake City

### 1977 (10-2-1)

Jan. 22	Cal State-Fullerton	L	136.950-140.950	Salt Lake City
	Arizona	W	136.950-128.750	Salt Lake City
	UCLA	W	136.950-128.150	Salt Lake City
	Brigham Young	W	136.950-66.60	Salt Lake City
Jan. 28	Colorado	W	132.650-118.700	Boulder, Colo.
Jan. 29	Northern Colorado	W	134.350-131.850	Fort Collins, Colo.
	Colorado State	W	134.350-95.85	Fort Collins, Colo.
Feb. 4	UTEP	W	137.500-100.300	Salt Lake City
Feb. 5	New Mexico	W	138.100-130.850	Salt Lake City
Feb. 11	Arizona State	T	136.950-136.950	Tempe, Ariz.
Feb. 12	Arizona	W	135.000-130.000	Tucson, Ariz.
	Cal-Hayward	W	135.000-124.000	Tucson, Ariz.
Feb. 23	Southern Illinois	L	138.000-138.050	Carbondale, Ill.

### 1978 (11-5)

Jan. 7	Brigham Young	W	139.900-n/a	n/a
Jan. 14	Southern Illinois	W	140.250-133.55	Salt Lake City
Jan. 27	Arizona State	W	143.800-138.65	Salt Lake City
	Weber State	W	143.800-104.30	Salt Lake City
Jan. 28	Arizona	W	144.600-135.05	Salt Lake City
	Washington	W	144.600-134.20	Salt Lake City
	Weber State	W	144.600-98.92	Salt Lake City
Feb. 3	Utah State	W	144.000-141.00	Salt Lake City
	Colorado	W	144.000-138.65	Salt Lake City
Feb. 4	Utah State	L	106.450-142.00	Logan, Utah
	Northern Colorado	L	106.450-126.10	Logan, Utah
	Colorado State	L	106.450-122.65	Logan, Utah
Feb. 9	New Mexico	W	138.950-135.50	Albuquerque, N.M.
Feb. 10	UTEP	W	140.000-128.00	El Paso, Texas
Feb. 24	Cal State-Fullerton	L	143.250-146.85	Salt Lake City
	SW Missouri State	L	143.250-146.40	Salt Lake City

### 1979 (14-6)

Jan. 12	Utah State	L	129.500-136.150	Logan, Utah
	Brigham Young	W	129.500-127.050	Logan, Utah
Jan. 19	Brigham Young	W	134.050-126.480	Salt Lake City
	New Mexico	W	134.050-124.700	Salt Lake City
Jan. 20	Brigham Young	W	138.900-138.850	Provo, Utah
	UTEP	W	138.900-120.050	Provo, Utah
Jan. 26	Utah State	L	129.300-133.650	Tucson, Ariz.
	Arizona	W	129.300-127.950	Tucson, Ariz.
Jan. 27	Utah State	W	132.100-131.700	Tempe, Ariz.
	Arizona State	W	132.100-131.550	Tempe, Ariz.
	Oregon State	L	132.100-134.350	Tempe
Feb. 2	Colorado State	W	129.900-121.400	Ft. Collins, Colo.
Feb. 3	Colorado	L	130.850-131.450	Greeley, Colo.
	Northern Colorado	W	130.850-129.300	Greeley, Colo.
Feb. 6	USC	W	140.400-133.750	Salt Lake City
Feb. 10	UCLA	W	134.000-131.650	Salt Lake City
Feb. 20	Cal State-Fullerton	L	138.400-142.700	Salt Lake City
	Clarion	L	138.400-141.750	Salt Lake City
	SW Missouri State	W	138.400-134.450	Salt Lake City
Mar. 3	Arizona	W	138.700-120.800	Salt Lake City

# REGULAR SEASON RESULTS

## 1980 (28-1)

Jan. 25	Colorado State	W	141.500-121.750	Salt Lake City
	Colorado	W	141.500-119.100	Salt Lake City
Jan. 26	Northern Colorado	W	142.600-130.600	Salt Lake City
Feb. 1	Utah State	W	140.800-133.100	Albuquerque, N.M.
	New Mexico	W	140.800-132.650	Albuquerque, N.M.
Feb. 2	Utah State	W	134.900-134.150	El Paso, Texas
	UTEP	W	134.900-119.450	El Paso, Texas
Feb. 7	Arizona State	W	144.550-139.750	Salt Lake City
	LSU	W	144.550-133.950	Salt Lake City
Feb. 9	Arizona State	W	144.500-139.950	Logan, Utah
	LSU	W	144.500-138.150	Logan, Utah
	Brigham Young	W	144.500-137.550	Logan, Utah
	Utah State	W	144.500-136.550	Logan, Utah
	Stanford	W	144.500-134.150	Logan, Utah
	Arizona	W	144.500-132.200	Logan, Utah
Feb. 22	Oregon State	W	144.450-142.700	Salt Lake City
	Oklahoma State	W	144.450-135.300	Salt Lake City
	Iowa State	W	144.450-130.950	Salt Lake City
Feb. 27	Cal State-Fullerton	L	143.300-146.600	Fullerton, Calif.
Feb. 29	UCLA	W	145.100-143.200	Los Angeles
	Minnesota	W	145.100-140.150	Los Angeles
	USC	W	145.100-139.150	Los Angeles*
	Utah State	W	145.100-137.700	Los Angeles
	Arizona	W	145.100-136.550	Los Angeles
	California	W	145.100-126.350	Los Angeles
	San Jose State	W	145.100-123.950	Los Angeles
Mar. 1	Penn State	W	146.200-145.200	Los Angeles
	USC	W	146.200-138.500	Los Angeles
Mar. 7	San Diego State	W	145.200-135.450	Salt Lake City

## 1981 (27-2)

Jan. 30	New Mexico	W	147.900-134.300	Salt Lake City
	UTEP	W	147.900-120.750	Salt Lake City
Feb. 2	Oregon State	W	147.950-144.800	Salt Lake City
	UCLA	W	147.950-145.250	Salt Lake City
	Brigham Young	W	147.950-137.650	Salt Lake City
Feb. 7	Washington	W	147.180-137.300	Salt Lake City
	Jacksonville State	W	147.180-136.750	Salt Lake City
	Illinois	W	147.180-134.650	Salt Lake City
Feb. 9	Utah State	W	150.220-140.300	Logan, Utah
	Brigham Young	W	150.220-140.150	Logan, Utah
	Washington	W	150.220-139.000	Logan, Utah
	Jacksonville State	W	150.220-136.550	Logan, Utah
	Northern Colorado	W	150.220-134.500	Logan, Utah
	Montana State	W	150.220-123.600	Logan, Utah
Feb. 15	UCLA	W	143.100-142.750	Los Angeles
	Oregon State	W	143.100-142.100	Los Angeles
	Arizona State	W	143.100-141.300	Los Angeles
	USC	W	143.100-140.550	Los Angeles*
	Minnesota	W	143.100-132.350	Los Angeles
	California	W	143.100-119.650	Los Angeles
Feb. 18	San Diego State	W	147.750-140.850	San Diego, Calif.
Feb. 20	USC	W	146.600-142.100	Los Angeles
Feb. 21	Cal State-Fullerton	L	146.400-146.550	Fullerton, Calif.
Feb. 27	Utah State	W	148.200-140.950	Salt Lake City
	Minnesota	W	148.200-135.100	Salt Lake City
Feb. 28	Cal State-Fullerton	W	150.400-145.100	Salt Lake City
Mar. 11	Penn State	L	146.550-147.450	University Park
Mar. 13	Oregon State	W	147.700-147.400	Corvallis
Mar. 14	Oregon	W	148.650-140.150	Eugene, Ore.

\*at UCLA

## 1982 (11-2)

Jan. 25	Arizona State	W	146.850-144.350	Salt Lake City
Feb. 10	Arizona State	L	147.300-147.850	Tempe, Ariz.
Feb. 12	Oregon State	W	146.200-145.080	Corvallis, Ore.
Feb. 15	Cal State-Fullerton	W	150.350-146.650	Salt Lake City
Feb. 20	UCLA	W	149.750-144.500	Salt Lake City
	San Diego State	W	149.750-143.900	Salt Lake City
Feb. 22	USC	W	149.300-144.700	Salt Lake City
Feb. 27	Cal State-Fullerton	W	147.000-146.250	Los Angeles
	UCLA	W	147.000-145.050	Los Angeles
	USC	W	147.000-149.950	Los Angeles*
Feb. 28	Cal State-Fullerton	L	146.250-146.550	Fullerton, Calif.
Mar. 8	Oregon State	W	149.650-147.200	Salt Lake City
	Penn State	W	149.650-146.700	Salt Lake City

\*at UCLA

## 1983 (20-2)

Jan. 17	Utah State	W	181.750-170.300	Salt Lake City
Jan. 24	Oregon State	W	183.850-179.500	Salt Lake City
Jan. 28	Missouri	W	181.950-173.700	Columbia, Mo.
Feb. 1	Arizona State	L	184.800-188.550	Tempe, Ariz.
Feb. 7	San Diego State	W	184.700-171.750	Salt Lake City
Feb. 11	UCLA	W	186.950-180.550	Salt Lake City
Feb. 15	Washington	W	185.050-173.750	Salt Lake City
Feb. 20	UCLA	W	182.800-178.850	Los Angeles
	USC	W	182.800-178.850	Los Angeles*
	Cal State-Northridge	W	182.800-171.300	Los Angeles
	Maryland	W	182.800-166.400	Los Angeles
Feb. 23	San Diego State	W	184.400-177.350	San Diego, Calif.
Feb. 25	Arizona State	L	183.400-185.050	Corvallis, Ore.
	Oregon State	W	183.400-180.550	Corvallis, Ore.
	USC	W	183.400-176.200	Corvallis, Ore.
	Georgia	W	183.400-175.000	Corvallis, Ore.
	Nebraska	W	183.400-169.000	Corvallis, Ore.
	Michigan	W	183.400-167.350	Corvallis, Ore.
Feb. 28	California	W	184.500-180.000	Berkeley, Calif.
Mar. 7	Arizona State	W	186.200-184.350	Salt Lake City
Mar. 9	Utah State	W	180.900-178.550	Logan, Utah
Mar. 14	Brigham Young	W	185.250-178.200	Salt Lake City

\*at UCLA

## 1984 (17-2)

Jan. 21	Arizona State	W	189.600-184.400	Salt Lake City
Jan. 31	UCLA	W	187.050-183.200	Salt Lake City
Feb. 3	Arizona State	L	187.950-188.700	Tempe, Ariz.
	Oregon State	W	187.950-179.650	Tempe, Ariz.
Feb. 6	Utah State	W	190.900-180.250	Salt Lake City
	Minnesota	W	190.900-178.050	Salt Lake City
Feb. 13	USC	W	185.000-173.250	Salt Lake City
Feb. 18	Oregon State	W	184.850-178.900	Corvallis, Ore.
Feb. 20	Cal State-Fullerton	W	188.050-183.050	Salt Lake City
Mar. 2	UCLA	W	186.550-185.050	Los Angeles
Mar. 3	Cal State-Fullerton	L	185.400-187.150	Fullerton, Calif.
	Penn State	W	185.400-181.850	Fullerton, Calif.
	Utah State	W	185.400-180.600	Fullerton, Calif.
Mar. 5	Penn State	W	185.300-179.500	Los Angeles
	USC	W	185.300-178.500	Los Angeles
Mar. 8	Utah State	W	186.700-180.500	Logan, Utah
	Penn State	W	186.700-179.100	Logan, Utah
Mar. 12	Florida	W	189.350-183.950	Salt Lake City
	Oregon State	W	189.350-182.650	Salt Lake City

## REGULAR SEASON RESULTS

## 1985 (13-1)

Jan. 12	UCLA	W	187.900-180.150	Salt Lake City
Jan. 18	Oregon State	W	188.650-184.750	Salt Lake City
Jan. 26	Arizona State	L	186.900-188.500	Tempe, Ariz.
Jan. 31	Washington	W	184.750-180.450	Seattle
	San Jose State	W	184.750-168.800	Seattle, Wash.
Feb. 2	Oregon State	W	184.150-184.000	Corvallis, Ore.
Feb. 9	Utah State	W	189.700-176.400	Salt Lake City
Feb. 15	Cal State-Fullerton	W	187.200-186.350	Fullerton, Calif.
Feb. 16	UCLA	W	185.700-177.350	Los Angeles
Feb. 22	Arizona State	W	190.150-186.900	Salt Lake City
Feb. 28	Washington	W	187.500-182.100	Salt Lake City
Mar. 5	Utah State	W	186.700-180.950	Logan, Utah
Mar. 11	Alabama	W	189.100-187.500	Salt Lake City
	Cal State-Fullerton	W	189.100-187.250	Salt Lake City

## 1986 (10-1)

Jan. 24	Washington	W	186.050-182.550	Salt Lake City
	California	W	186.050-180.150	Salt Lake City
Feb. 3	LSU	W	187.700-178.250	Salt Lake City
Feb. 10	Arizona State	W	188.750-186.100	Salt Lake City
Feb. 21	Washington	W	186.150-184.050	Seattle, Wash.
Feb. 28	Arizona State	L	185.000-186.950	Tempe, Ariz.
Mar. 4	Utah State	W	188.750-184.050	Salt Lake City
Mar. 10	Utah State	W	186.250-183.850	Logan, Utah
	Cal State-Long Beach	W	186.250-170.500	Logan, Utah
	Washington State	W	186.250-138.850	Logan, Utah
Mar. 17	Cal State-Fullerton	W	188.400-186.350	Salt Lake City

## High Country Athletic Conference Championships (3-0, 1st)

Mar. 22	Utah State	W	186.850-181.150	Salt Lake City
	Brigham Young	W	186.850-177.750	Salt Lake City
	New Mexico	W	186.850-171.600	Salt Lake City

## 1987 (11-2)

Jan. 19	Arizona State	W	188.500-180.800	Salt Lake City
Jan. 26	Utah State	W	189.000-184.700	Salt Lake City
	Washington	W	189.000-182.650	Salt Lake City
Feb. 2	Nebraska	W	189.750-184.250	Salt Lake City
Feb. 13	Cal State-Fullerton	W	183.850-180.900	Fullerton, Calif.
	Stanford	W	183.850-176.750	Fullerton, Calif.
Feb. 21	Alabama	L	187.950-188.700	Tuscaloosa, Ala.
Feb. 27	Cal State-Fullerton	W	188.050-183.900	Salt Lake City
Mar. 4	Arizona State	L	188.150-188.750	Tempe, Ariz.
Mar. 9	Alabama	W	190.950-187.350	Salt Lake City
	Oklahoma	W	190.950-187.300	Salt Lake City
	UCLA	W	190.950-186.100	Salt Lake City
Mar. 14	Washington	W	184.700-182.250	Seattle, Wash.

## High Country Athletic Conference Championships (3-0, 1st)

Mar. 28	New Mexico	W	187.750-185.500	Albuquerque, N.M.
	Utah State	W	187.750-184.850	Albuquerque, N.M.
	Brigham Young	W	187.750-178.550	Albuquerque, N.M.

## 1988 (13-3)

Jan. 18	Oklahoma	W	187.000-184.600	Salt Lake City
Jan. 29	Arizona State	W	185.600-185.250	Tempe, Ariz.
	Washington	W	185.600-182.350	Tempe, Ariz.
	Utah State	W	185.600-180.750	Tempe, Ariz.
Feb. 6	Alabama	L	186.850-188.950	Tuscaloosa, Ala.
	Georgia	L	186.850-188.950	Tuscaloosa, Ala.
	Wisconsin	W	186.850-180.150	Tuscaloosa, Ala.
	Minnesota	W	186.850-177.300	Tuscaloosa, Ala.
Feb. 14	Oklahoma	W	189.800-186.150	Norman, Okla.
Feb. 22	Utah State	W	190.550-185.600	Salt Lake City
	Cal State-Fullerton	W	190.550-185.450	Salt Lake City
	Nebraska	W	190.550-185.200	Salt Lake City
Feb. 29	Arizona State	W	190.750-186.700	Salt Lake City
Mar. 4	Cal State-Fullerton	L	184.850-185.400	Fullerton, Calif.
	Washington	W	184.850-179.650	Fullerton, Calif.
Mar. 14	Alabama	W	190.500-188.800	Salt Lake City

## High Country Athletic Conference Championships (3-0, 1st)

Mar. 26	Utah State	W	190.900-186.400	Logan, Utah
	Brigham Young	W	190.900-185.000	Logan, Utah
	New Mexico	W	190.900-184.500	Logan, Utah

## 1989 (10-2)

Jan. 16	Utah State	W	187.600-181.450	Salt Lake City
	Iowa	W	187.600-178.750	Salt Lake City
Jan. 23	Arizona State	W	189.350-187.250	Salt Lake City
Jan. 30	Alabama	W	191.550-187.550	Salt Lake City
Feb. 5	Oklahoma	L	190.550-190.700	Norman, Okla.
Feb. 11	Arizona State	W	190.200-189.750	Tempe, Ariz.
Feb. 18	Alabama	L	192.550-194.300	Tuscaloosa, Ala.
Feb. 27	Oklahoma	W	191.000-187.350	Salt Lake City
	Stanford	W	191.000-181.900	Salt Lake City
	New Mexico	W	191.000-180.250	Salt Lake City
Mar. 4	Utah State	W	191.600-188.900	Logan, Utah
Mar. 13	Brigham Young	W	192.800-189.050	Salt Lake City

## High Country Athletic Conference Championships (5-0, 1st)

Mar. 18	Brigham Young	W	191.800-188.800	Provo, Utah
	Utah State	W	191.800-186.600	Provo, Utah
	Boise State	W	191.800-186.150	Provo, Utah
	New Mexico	W	191.800-184.500	Provo, Utah
	Denver	W	191.800-181.600	Provo, Utah

## 1990 (13-1)

Jan. 13	Brigham Young	W	191.150-186.100	Provo, Utah
	Denver	W	191.150-178.750	Provo, Utah
Jan. 19	Utah State	W	191.950-184.550	Salt Lake City
Jan. 27	Oregon State	W	189.600-189.050	Corvallis, Ore.
Feb. 4	Oklahoma	W	191.900-187.200	Norman, Okla.
Feb. 12	Oregon State	W	193.400-187.150	Salt Lake City
Feb. 19	Alabama	W	193.750-192.100	Salt Lake City
Feb. 26	Brigham Young	W	193.300-188.150	Salt Lake City
	Penn State	W	193.300-185.950	Salt Lake City
	Iowa State	W	193.300-181.750	Salt Lake City
Mar. 3	Alabama	L	192.150-192.300	Tuscaloosa, Ala.
Mar. 10	West Virginia	W	193.100-185.550	Salt Lake City
	Oklahoma	W	193.100-185.100	Salt Lake City
Mar. 17	Utah State	W	191.450-189.050	Logan, Utah

## High Country Athletic Conference Championships (5-0, 1st)

Mar. 24	Brigham Young	W	194.500-188.900	Salt Lake City
	Utah State	W	194.500-188.850	Salt Lake City
	New Mexico	W	194.500-188.000	Salt Lake City
	Denver	W	194.500-186.500	Salt Lake City
	Boise State	W	194.500-184.550	Salt Lake City

## REGULAR SEASON RESULTS

## 1991 (9-1)

Jan. 14	Oregon State	W	193.350-189.750	Salt Lake City
Jan. 21	Brigham Young	W	194.550-188.250	Salt Lake City
Jan. 25	Georgia	W	193.550-193.500	Athens, Ga.
Feb. 2	Utah State	W	195.600-190.600	Salt Lake City
Feb. 11	Cal State-Fullerton	W	193.950-186.800	Salt Lake City
Feb. 15	Oregon State	L	193.700-193.950	Corvallis, Ore.
Feb. 20	Utah State	W	192.400-190.800	Logan, Utah
Mar. 1	Cal State-Fullerton	W	193.900-186.850	Fullerton, Calif.
Mar. 9	Georgia	W	194.650-193.250	Salt Lake City
Mar. 16	Brigham Young	W	195.250-193.550	Provo, Utah

## Western Athletic Conference Championships (4-0, 1st)

Mar. 23	Brigham Young	W	194.400-189.200	Albuquerque, N.M.
	Denver	W	194.400-186.000	Albuquerque, N.M.
	Boise State	W	194.400-184.250	Albuquerque, N.M.
	New Mexico	W	194.400-170.550	Albuquerque, N.M.

## 1992 (12-1)

Jan. 20	Brigham Young	W	194.000-187.550	Salt Lake City
	Utah State	W	194.000-185.550	Salt Lake City
	Southern Utah	W	194.000-184.000	Salt Lake City
Jan. 25	Penn State	W	195.050-190.650	University Park, Pa.
Feb. 1	Oregon State	L	194.050-194.800	Corvallis, Ore.
Feb. 7	Utah State	W	195.750-188.600	Salt Lake City
Feb. 17	Brigham Young	W	195.800-192.250	Salt Lake City
	Oklahoma	W	195.800-187.000	Salt Lake City
Feb. 24	Utah State	W	195.650-190.650	Logan, Utah
Mar. 2	Oregon State	W	196.200-193.500	Salt Lake City
Mar. 9	Penn State	W	196.750-191.500	Salt Lake City
Mar. 21	Brigham Young	W	197.000-194.200	Provo, Utah
	Iowa	W	197.000-188.100	Provo, Utah

## Western Athletic Conference Championships (4-0, 1st)

Mar. 28	Brigham Young	W	196.850-193.750	Provo, Utah
	New Mexico	W	196.850-188.400	Provo, Utah
	Boise State	W	196.850-188.350	Provo, Utah
	Denver	W	196.850-184.750	Provo, Utah

## 1993 (13-0)

Jan. 18	Utah State	W	196.950-188.450	Salt Lake City
	Brigham Young	W	196.950-187.950	Salt Lake City
	Southern Utah	W	196.950-186.300	Salt Lake City
Jan. 22	Arizona	W	195.400-191.300	Tucson, Ariz.
Jan. 30	Brigham Young	W	195.550-193.800	Salt Lake City
Feb. 8	Utah State	W	196.300-187.800	Salt Lake City
	Iowa State	W	196.300-183.400	Salt Lake City
Feb. 13	Oregon State	W	197.150-191.800	Salt Lake City
Feb. 19	Oregon State	W	196.900-194.050	Corvallis, Ore.
Mar. 1	Utah State	W	195.850-191.400	Logan, Utah
Mar. 6	Washington	W	196.650-189.200	Salt Lake City
	Boise State	W	196.650-186.650	Salt Lake City
Mar. 13	Brigham Young	W	197.100-194.900	Provo, Utah

## Western Athletic Conference Championships (4-0, 1st)

Mar. 20	Brigham Young	W	197.600-194.350	Boise, Idaho
	Boise State	W	197.600-192.100	Boise, Idaho
	Southern Utah	W	197.600-192.000	Boise, Idaho
	Denver	W	197.600-188.550	Boise, Idaho

## 1994 (13-1)

Jan. 14	Washington	W	192.200-185.300	Seattle, Wash.
	San Jose State	W	192.200-176.175	Seattle, Wash.
Jan. 21	Brigham Young	W	192.500-185.425	Salt Lake City
Jan. 28	Oregon State	W	194.400-192.625	Corvallis, Ore.
Jan. 31	Florida	W	193.700-187.100	Salt Lake City
Feb. 7	Utah State	W	194.675-190.500	Salt Lake City
Feb. 11	Arizona State	W	194.675-194.125	Tempe, Ariz.
Feb. 19	Arizona	W	194.625-187.375	Salt Lake City
	Nebraska	W	194.625-186.850	Salt Lake City
Feb. 25	Oregon State	W	195.300-191.675	Salt Lake City
Mar. 7	Penn State	W	194.375-190.075	Salt Lake City
Mar. 12	Utah State	W	194.200-192.800	Logan, Utah
Mar. 19	Minnesota	W	195.150-191.625	Minneapolis, Minn.
Mar. 26	Brigham Young	L	125.800-194.125	Provo, Utah

## 1995 (16-1)

Jan. 16	Arizona State	W	195.475-189.950	Salt Lake City
Jan. 23	Washington	W	195.600-191.000	Salt Lake City
Jan. 27	Arizona	W	194.825-193.625	Tucson, Ariz.
Feb. 3	Georgia	W	196.025-194.175	Provo, Utah
	Brigham Young	W	196.025-190.375	Provo, Utah
Feb. 6	Minnesota	W	196.300-190.650	Salt Lake City
	Southern Utah	W	196.300-190.300	Salt Lake City
	Utah State	W	196.300-190.100	Salt Lake City
Feb. 11	Penn State	W	195.175-193.825	University Park, Pa.
Feb. 20	Michigan	W	196.375-194.675	Salt Lake City
	UCLA	W	196.375-194.300	Salt Lake City
Mar. 3	Oregon State	W	195.175-194.375	Corvallis, Ore.
	Minnesota	W	195.175-189.475	Corvallis, Ore.
	San Jose State	W	195.175-180.775	Corvallis, Ore.
Mar. 11	Utah State	W	197.175-193.925	Logan, Utah
Mar. 20	Florida	L	194.725-194.950	Gainesville, Fla.
Mar. 25	Brigham Young	W	197.875-194.175	Salt Lake City

## 1996 (10-1)

Jan. 19	Utah State	W	192.350-188.050	Logan, Utah
Jan. 26	Brigham Young	W	195.825-193.225	Salt Lake City
Feb. 2	Arizona State	W	193.875-193.250	Tempe, Ariz.
Feb. 12	Oregon State	W	195.600-194.850	Salt Lake City
Feb. 17	Michigan	L	194.725-195.575	Ann Arbor, Mich.
Feb. 23	Utah State	W	196.100-192.800	Salt Lake City
Mar. 1	Washington	W	195.400-193.950	Seattle, Wash.
Mar. 8	Penn State	W	196.250-193.625	Salt Lake City
Mar. 17	Minnesota	W	195.550-194.700	Minneapolis, Minn.
Mar. 23	Brigham Young	W	195.075-194.850	Provo, Utah
Mar. 30	Southern Utah	W	196.400-194.200	Salt Lake City

## 1997 (11-1)

Jan. 11	Arizona	W	194.325-192.325	Tucson, Ariz.
Jan. 17	Washington	W	196.575-193.125	Salt Lake City
Jan. 24	Utah State	W	196.750-193.625	Logan, Utah
Jan. 31	Brigham Young	W	196.700-194.275	Salt Lake City
Feb. 7	Oregon State	L	194.475-194.900	Corvallis, Ore.
Feb. 15	Minnesota	W	195.050-195.000	Minneapolis, Minn.
Feb. 17	Utah State	W	196.925-192.750	Salt Lake City
Feb. 22	Penn State	W	194.850-193.975	University Park, Pa.
Feb. 28	Michigan	W	197.025-196.025	Salt Lake City
Mar. 7	Stanford	W	197.925-196.800	Salt Lake City
Mar. 15	Southern Utah	W	195.800-193.675	Cedar City, Utah
Mar. 22	Brigham Young	W	196.875-196.375	Provo, Utah

# REGULAR SEASON RESULTS

## 1998 (7-3)

Jan. 16	Arizona	W	194.700-188.850	Salt Lake City
Jan. 23	Michigan	L	194.350-195.850	Ann Arbor, Mich.
Feb. 2	Utah State	W	194.950-193.400	Logan, Utah
Feb. 6	Brigham Young	W	196.825-194.875	Salt Lake City
Feb. 13	Minnesota	W	194.950-192.175	Salt Lake City
Feb. 20	Washington	W	196.225-195.225	Seattle, Wash.
Feb. 27	Utah State	W	196.175-192.775	Salt Lake City
Mar. 6	Stanford	L	194.275-195.550	Palo Alto, Calif.
Mar. 14	Oregon State	W	195.875-190.100	Salt Lake City
Mar. 21	Brigham Young	L	196.050-195.975	Provo, Utah

## 1999 (12-1)


Jan. 15	Stanford	W	196.050-192.575	Salt Lake City
Jan. 23	Minnesota	W	194.600-194.175	Minneapolis, Minn.
Jan. 29	Brigham Young	W	195.150-192.000	Provo, Utah
Feb. 5	Southern Utah	W	195.525-191.350	Salt Lake City
Feb. 12	Arizona	W	193.625-193.250	Tucson, Ariz.
Feb. 19	LSU	W	196.375-195.150	Salt Lake City
Feb. 22	Florida	W	196.975-193.750	Salt Lake City
Feb. 26	Utah State	W	197.625-195.675	Logan, Utah
	Boise State	W	197.625-194.200	Logan, Utah
Mar. 6	Washington	W	197.150-193.800	Salt Lake City
Mar. 14	Oregon State	L	196.700-197.325	Corvallis, Ore.
Mar. 20	New Hampshire	W	196.175-194.975	Durham, N.H.
Mar. 27	Brigham Young	W	197.475-195.475	Salt Lake City

## 2000 (10-4)

Jan. 14	Utah State	W	195.650-190.375	Salt Lake City
Jan. 21	Minnesota	W	196.600-190.925	Salt Lake City
Jan. 28	LSU	L	194.800-195.125	Baton Rouge, La.
Feb. 4	Brigham Young	W	196.300-195.800	Salt Lake City
Feb. 7	Utah State	W	197.075-193.175	Logan, Utah
Feb. 14	UCLA	W	196.350-195.150	Salt Lake City
Feb. 18	Arizona State	L	194.675-195.850	Tempe, Ariz.
	Alabama	L	194.675-195.300	Tempe, Ariz.
	Minnesota	L	194.675-195.150	Tempe, Ariz.
Feb. 25	Arizona	W	196.525-193.475	Salt Lake City
Mar. 3	Washington	W	196.800-194.900	Salt Lake City
Mar. 12	Oregon State	W	196.525-195.200	Corvallis, Ore.
Mar. 18	Brigham Young	W	197.200-195.650	Provo, Utah
	Southern Utah	W	197.200-193.300	Provo, Utah

## 2001 (13-1-1)

Jan. 5	Southern Utah	W	196.375-190.850	Salt Lake City
Jan. 13	Minnesota	W	195.625-194.850	Minneapolis, Minn.
Jan. 21	UCLA	L	195.700-197.500	Los Angeles
Jan. 26	Arizona	W	196.400-193.925	Tucson, Ariz.
Feb. 6	Utah State	W	197.125-194.325	Salt Lake City
Feb. 9	Brigham Young	W	197.225-196.025	Provo, Utah
Feb. 16	Arizona State	W	197.900-196.100	Salt Lake City
Feb. 23	Michigan	W	197.425-196.675	Salt Lake City
Mar. 4	Washington	T	196.725-196.725	Seattle, Wash.
	Western Michigan	W	196.725-194.075	Seattle, Wash.
Mar. 10	Oregon State	W	197.425-196.050	Salt Lake City
Mar. 17	Florida	W	196.750-196.525	Gainesville, Fla.
	North Carolina	W	196.750-195.000	Gainesville, Fla.
	George Washington	W	196.750-192.275	Gainesville, Fla.
Mar. 23	Brigham Young	W	197.925-197.375	Salt Lake City



Nicole Ford was an eight-time NCAA All-American from 2004-07.

## 2002 (9-2)

Jan. 11	Ohio State	W	196.200-193.800	Salt Lake City
Jan. 18	Arizona	W	197.150-196.100	Salt Lake City
Jan. 25	Minnesota	W	197.475-194.900	Salt Lake City
Feb. 1	LSU	L	196.100-196.125	Baton Rouge, La.
Feb. 8	Washington	W	195.700-193.375	Seattle, Wash.
Feb. 15	Utah State	W	196.350-193.600	Logan, Utah
Feb. 22	Michigan	L	196.175-197.025	Ann Arbor, Mich.
Mar. 1	Brigham Young	W	197.250-195.525	Provo, Utah
Mar. 9	Oregon State	W	197.350-195.475	Salt Lake City
Mar. 16	Florida	W	196.750-195.250	Salt Lake City
Mar. 23	Brigham Young	W	198.425-195.250	Salt Lake City

## 2003 (7-5)

Jan. 10	UCLA	L	196.750-197.225	Salt Lake City
Jan. 17	Brigham Young	W	196.800-194.700	Salt Lake City
Jan. 24	Arizona State	L	197.150-197.450	Salt Lake City
Feb. 1	Minnesota	W	196.400-194.750	Minneapolis
Feb. 7	Utah State	W	197.825-196.150	Logan
Feb. 14	Arizona	W	196.900-194.500	Tucson
Feb. 21	Oregon State	L	196.325-196.900	Corvallis
Feb. 28	Michigan	L	195.875-196.750	Salt Lake City
Mar. 7	Washington	W	196.975-194.950	Salt Lake City
Mar. 14	LSU	W	197.475-196.575	Salt Lake City
Mar. 21	Florida	L	196.150-197.125	Gainesville
Mar. 28	Brigham Young	W	197.400-196.025	Provo

## 2004 (13-1)

Jan. 10	UCLA	W	197.350-196.375	Los Angeles
Jan. 16	Nebraska	W	196.900-194.325	Salt Lake City
Jan. 23	Brigham Young	W	196.225-194.700	Provo, Utah
Jan. 30	Minnesota	W	196.600-194.625	Salt Lake City
Feb. 6	Iowa	W	197.650-195.900	Salt Lake City
Feb. 14	Michigan	L	196.350-196.725	Ann Arbor, Mich.
Feb. 20	Arizona State	W	196.850-196.500	Tempe, Ariz.
	Air Force	W	196.850-190.600	Tempe, Ariz.
Feb. 27	Utah State	W	198.050-195.475	Salt Lake City
Mar. 5	Washington	W	197.950-197.550	Seattle
	Iowa	W	197.950-196.900	Seattle
	Illinois-Chicago	W	197.950-195.175	Seattle
Mar. 12	Oregon State	W	197.675-197.450	Salt Lake City
Mar. 19	Brigham Young	W	198.600-197.800	Salt Lake City

## REGULAR SEASON RESULTS

## 2005 (12-2)

Jan. 7	UCLA	W	197.675-197.300	Salt Lake City
Jan. 14	Utah State	W	195.675-193.850	Logan, Utah
Jan. 21	Oregon State	W	195.950-194.250	Corvallis, Ore
Jan. 28	Michigan	W	196.875-196.525	Salt Lake City
Feb. 5	Minnesota	W	195.275-194.450	Minneapolis
Feb. 11	Brigham Young	W	196.650-194.350	Salt Lake City
Feb. 20	Nebraska	L	196.600-196.650	Lincoln
Feb. 25	Georgia	L	197.150-197.275	Athens
Mar. 4	Florida	W	197.425-196.450	Salt Lake City
	Stanford	W	197.425-196.025	Salt Lake City
	California	W	197.425-191.500	Salt Lake City
Mar. 11	Washington	W	197.850-195.175	Salt Lake City
Mar. 18	Arizona State	W	197.725-196.600	Salt Lake City
Mar. 26	Brigham Young	W	197.450-196.825	Provo

## 2006 (11-2)

Jan. 7	UCLA	W	194.875-193.850	Los Angeles
Jan. 13	Washington	W	195.625-193.325	Seattle
Jan. 20	Nebraska	W	195.750-193.000	Salt Lake City
Jan. 27	Utah State	W	197.200-192.675	Salt Lake City
	Southern Utah	W	197.200-193.175	Salt Lake City
Feb. 3	Arizona State	W	196.175-196.100	Tempe, Ariz.
Feb. 11	Michigan	W	196.400-196.100	Ann Arbor, Mich.
Feb. 17	Minnesota	W	196.650-193.400	Salt Lake City
Feb. 24	Brigham Young	W	195.825-194.250	Provo, Utah
Mar. 6	Georgia	L	197.075-197.100	Salt Lake City
Mar. 10	Oregon State	W	196.575-195.150	Salt Lake City
Mar. 17	Florida	L	196.675-197.325	Gainesville, Fla.
Mar. 24	Brigham Young	W	197.500-193.350	Salt Lake City

## 2007 (13-3)

Jan. 12	UCLA	W	196.325-195.975	Salt Lake City
Jan. 19	Washington	W	196.725-193.850	Salt Lake City
Jan. 27	Minnesota	W	195.875-194.125	Minneapolis
Feb. 2	Arkansas	W	196.150-193.625	Salt Lake City
	Brigham Young	W	196.150-192.600	Salt Lake City
	Southern Utah	W	196.150-190.650	Salt Lake City
Feb. 9	Utah State	W	196.575-194.325	Logan
Feb. 16	Georgia	L	195.475-196.850	Athens
Feb. 23	Michigan	W	196.225-193.800	Salt Lake City
Mar. 4	Nebraska	L	196.100-196.675	Lincoln, Neb.
Mar. 9	Florida	L	196.725-197.050	Salt Lake City
Mar. 16	Oregon State	W	196.675-196.600	Corvallis
	Washington	W	196.675-193.625	Corvallis
	Seattle Pacific	W	196.675-189.750	Corvallis
Mar. 23	Arizona State	W	196.650-194.950	Salt Lake City
Mar. 30	Brigham Young	W	196.725-194.600	Provo

## 2008 (12-1)

Jan. 11	Georgia	W	196.300-196.200	Salt Lake City
Jan. 18	Nebraska	W	196.425-194.575	Salt Lake City
Jan. 25	Arizona State	W	196.700-195.625	Tempe
Feb. 1	Minnesota	W	197.750-194.100	Salt Lake City
Feb. 8	Brigham Young	W	196.700-193.925	Provo
Feb. 16	Washington	W	197.100-194.675	Seattle
Feb. 22	Southern Utah	W	197.200-193.100	Salt Lake City
	Utah State	W	197.200-189.650	Salt Lake City
Feb. 24	UCLA	W	197.450-195.825	Los Angeles
Mar. 7	Oregon State	W	196.300-195.150	Salt Lake City
Mar. 14	Florida	L	196.875-197.700	Gainesville
Mar. 22	Michigan	W	197.425-196.325	Ann Arbor
Mar. 28	Brigham Young	W	197.100-193.850	Salt Lake City

## 2009 (12-1)

Jan. 9	UCLA	W	196.175-196.075	Salt Lake City
Jan. 19	Georgia	L	196.725-197.150	Athens, Ga.
Jan. 23	Washington	W	196.850-193.450	Salt Lake City
Jan. 30	Oregon State	W	197.050-196.650	Corvallis, Ore.
Feb. 6	Southern Utah	W	196.850-194.325	Salt Lake City
	Brigham Young	W	196.850-192.850	Salt Lake City
	Texas Woman's	W	196.850-191.425	Salt Lake City
Feb. 9	Utah State	W	196.950-193.500	Logan, Utah
Feb. 13	Nebraska	W	196.525-195.725	Lincoln, Neb.
Feb. 20	Michigan	W	197.525-195.350	Salt Lake City
Mar. 6	Arizona State	W	197.350-194.350	Salt Lake City
Mar. 13	Florida	W	197.075-196.000	Salt Lake City
Mar. 20	Brigham Young	W	197.800-192.725	Provo, Utah

## 2010 (11-3)

Jan. 9	UCLA	L	195.125-196.600	Los Angeles
Jan. 15	Iowa State	W	196.300-195.350	Salt Lake City
Jan. 22	Georgia	W	196.550-196.500	Salt Lake City
Jan. 29	Washington	W	195.850-194.650	Seattle
Feb. 5	Arizona State	W	196.475-195.700	Tempe
Feb. 12	Utah State	W	196.225-178.250	Salt Lake City
Feb. 19	Michigan	L	195.100-195.725	Ann Arbor
Feb. 26	Brigham Young	W	195.925-194.375	Provo, Utah
Mar. 5	Nebraska	W	196.575-195.725	Salt Lake City
Mar. 12	Oregon State	W	196.975-196.650	Salt Lake City
	Southern Utah	W	196.975-196.025	Salt Lake City
Mar. 12	Penn State	W	196.975-195.700	Salt Lake City
Mar. 19	Florida	L	196.500-197.550	Gainesville
Mar. 26	Brigham Young	W	196.950-195.825	Salt Lake City

## 2011 (8-3)

Jan. 7	UCLA	W	195.700-195.300	Salt Lake City
Jan. 15	Georgia	W	195.900-195.800	Athens, Ga.
Jan. 22	Nebraska	W	196.200-194.750	Lincoln, Neb.
Jan. 28	Stanford	L	196.500-196.825	Salt Lake City
Feb. 4	Arizona State	W	196.525-194.125	Salt Lake City
Feb. 11	Washington	W	196.975-195.475	Salt Lake City
Feb. 18	Michigan	W	196.425-195.425	Salt Lake City
Feb. 25	Utah State	W	196.550-193.150	Logan, Utah
Mar. 4	Florida	L	196.750-197.000	Salt Lake City
Mar. 12	Oregon State	L	196.325-196.600	Corvallis, Ore.
Mar. 18	Brigham Young	W	196.700-195.800	Provo, Utah

## 2012 (7-3, 3-1 PAC-12)

Jan. 8	UCLA*	L	196.075-196.025	Los Angeles
Jan. 13	Utah State	W	197.400-191.925	Salt Lake City
Jan. 27	Brigham Young	W	197.550-194.450	Salt Lake City
Feb. 3	Georgia	W	197.150-196.950	Salt Lake City
Feb. 12	Arizona State*	W	196.150-194.000	Tempe, Ariz.
Feb. 17	Michigan	W	196.050-194.850	Ann Arbor, Mich.
Feb. 24	Stanford*	W	196.300-196.100	Salt Lake City
Mar. 2	Oregon State*	W	196.575-195.600	Salt Lake City
Mar. 9	Nebraska	L	197.600-197.450	Salt Lake City
Mar. 16	Florida	L	197.900-196.475	Gainesville, Fla.
Pac-12 Championships (2nd)				
Mar. 24	UCLA	L	197.375-197.425	Salt Lake City
	Oregon State	W	197.375-197.025	Salt Lake City
	Stanford	W	197.375-196.825	Salt Lake City
	Arizona	W	197.375-195.900	Salt Lake City
	Arizona State	W	197.375-194.550	Salt Lake City
	Washington	W	197.375-194.125	Salt Lake City
	California	W	197.375-193.525	Salt Lake City

# REGULAR SEASON RESULTS



Nancy Damianova won five regular season and NCAA All-America awards from 2011-14.

## 2013 (10-2-1, 4-1-1 PAC-12)

Jan. 12	UCLA	L	195.300-197.425	Los Angeles
Jan. 19	Oregon State	W	196.950-195.950	Salt Lake City
	West Virginia	W	196.950-192.125	Salt Lake City
	Southern Utah	W	196.950-191.050	Salt Lake City
Jan. 25	Arizona	W	196.600-196.075	Tucson Ariz.
Feb. 1	Arizona State	W	196.425-195.450	Salt Lake City
Feb. 9	California	W	197.050-192.750	Salt Lake City
Feb. 15	Washington	T	195.975-195.975	Seattle
Feb. 23	Stanford	W	197.300-197.075	Salt Lake City
Mar. 1	Brigham Young	W	197.125-195.500	Provo, Utah
	NC State	W	197.125-194.675	Provo, Utah
Mar. 9	Georgia	L	196.975-197.650	Athens, Ga.
Mar. 16	Florida	W	198.125-197.875	Salt Lake City

## Pac-12 Championships (3rd)

Mar. 23	Oregon State	L	197.850-197.075	Corvallis, Ore.
	UCLA	L	197.375-197.075	Corvallis, Ore.
	Stanford	W	197.075-196.625	Corvallis, Ore.
	Washington	W	197.075-195.875	Corvallis, Ore.
	Arizona	W	197.075-195.525	Corvallis, Ore.
	California	W	197.075-195.075	Corvallis, Ore.
	Arizona State	W	197.075-193.425	Corvallis, Ore.

## 2014 (10-3, 6-1 PAC-12)

Jan. 11	Boise State	W	196.650-195.850	Salt Lake City
	Brigham Young	W	196.650-194.550	Salt Lake City
	Southern Utah	W	196.650-192.025	Salt Lake City
Jan. 17	California	W	196.875-196.275	Berkeley
Jan. 25	UCLA	W	197.125-195.875	Salt Lake City
Feb. 1	Arizona State	W	197.200-194.900	Tempe
Feb. 7	Arizona	W	197.825-194.425	Salt Lake City
Feb. 17	Stanford	L	197.000-196.300	Stanford
Feb. 22	Oregon State	W	197.575-196.450	Salt Lake City
Feb. 28	Washington	W	197.125-193.475	Salt Lake City
Mar. 7	Michigan	L	197.825-197.350	Ann Arbor
	UCLA	L	197.475-197.350	Ann Arbor
Mar. 15	Georgia	W	198.025-197.600	Salt Lake City

## Pac-12 Championships (1st)

Mar. 22	Stanford	W	197.925-197.175	Berkeley
	California	W	197.925-196.550	Berkeley
	UCLA	W	197.925-196.525	Berkeley
	Oregon State	W	197.925-196.275	Berkeley
	Arizona	W	197.925-196.250	Berkeley
	Arizona State	W	197.925-195.500	Berkeley

## 2015 (11-1, 6-0 PAC-12)

Jan. 9	Brigham Young	W	196.900-193.350	Provo
Jan. 16	Southern Utah	W	196.675-195.500	Salt Lake City
	Boise State	W	196.675-194.525	Salt Lake City
	UC Davis	W	196.675-193.950	Salt Lake City
Jan. 23	UCLA	W	196.725-194.725	Salt Lake City
Jan. 31	Arizona	W	197.850-196.375	Tucson
Feb. 6	Arizona State	W	197.825-194.100	Salt Lake City
Feb. 14	Washington	W	197.025-195.650	Seattle
Feb. 21	Stanford	W	198.050-195.900	Salt Lake City
Feb. 27	Oregon State	W	196.875-195.750	Corvallis
Mar. 6	Michigan	W	198.250-197.675	Salt Lake City
Mar. 14	Georgia	L	197.275-197.450	Athens

## Pac-12 Championships (1st)

Mar. 21	UCLA	W	198.150-197.350	Salt Lake City
	Stanford	W	198.150-197.175	Salt Lake City
	Oregon State	W	198.150-196.900	Salt Lake City
	Arizona	W	198.150-196.225	Salt Lake City
	California	W	198.150-196.150	Salt Lake City
	Washington	W	198.150-196.000	Salt Lake City
	Arizona State	W	198.150-192.700	Salt Lake City

## 2016 (9-1, 5-1 PAC-12)

Jan. 8	Brigham Young	W	196.175-193.850	Salt Lake City
Jan. 15	Southern Utah	W	196.725-195.600	Cedar City
Jan. 23	Oregon State	W	196.125-195.125	Salt Lake City
Feb. 1	Arizona	W	197.150-194.850	Salt Lake City
Feb. 6	UCLA	L	197.075-197.100	Los Angeles
Feb. 13	Washington	W	197.125-196.250	Salt Lake City
Feb. 20	Stanford	W	197.150-195.875	Stanford
Feb. 27	California	W	197.025-196.750	Berkeley
Mar. 4	Michigan	W	197.525-197.050	Ann Arbor
Mar. 12	Georgia	W	197.675-197.125	Salt Lake City

## Pac-12 Championships (2nd-T)

Mar. 19	UCLA	L	196.925-197.250	Seattle
	Oregon State	T	196.925-196.925	Seattle
	California	W	196.925-196.725	Seattle
	Stanford	W	196.925-196.125	Seattle
	Arizona	W	196.925-195.525	Seattle
	Washington	W	196.925-195.300	Seattle
	Arizona State	W	196.925-191.725	Seattle

## REGULAR SEASON RESULTS

## 2017 (10-2, 5-1 PAC-12)

Jan. 7	Michigan	W	196.625-195.525	Salt Lake City
Jan. 13	Brigham Young	W	196.600-194.175	Provo
Jan. 20	Denver	W	197.625-196.875	Salt Lake City
	Boise State	W	197.625-196.225	Salt Lake City
	Illinois-Chicago	W	197.625-193.250	Salt Lake City
Jan. 28	Washington	W	197.150-196.300	Seattle
Feb. 4	California	W	196.450-195.725	Salt Lake City
Feb. 11	Oregon State	L	196.525-196.550	Corvallis
Feb. 18	UCLA	W	197.875-197.500	Salt Lake City
Feb. 25	Arizona State	W	197.600-194.850	Tempe
Mar. 3	Stanford	W	197.500-196.275	Salt Lake City
Mar. 11	Georgia	L	196.650-197.250	Athens

## Pac-12 Championships (1st)

Mar. 18	Oregon State	W	197.925-197.400	Stanford
	UCLA	W	197.925-197.100	Stanford
	Washington	W	197.925-197.100	Stanford
	Stanford	W	197.925-196.625	Stanford
	California	W	197.925-196.300	Stanford
	Arizona	W	197.925-196.275	Stanford
	Arizona State	W	197.925-195.600	Stanford

## 2018 (9-3, 5-1 PAC-12)

Jan. 5	Brigham Young	W	197.000-194.275	Salt Lake City
Jan. 14	UCLA	L	196.975-197.200	Reno, Nev.
	Washington	W	196.975-195.725	Reno, Nev.
	Stanford	W	196.975-195.350	Reno, Nev.
Jan. 19	Oregon State	W	197.450-196.300	Salt Lake City
Jan. 26	Arizona	W	197.550-196.325	Tucson
Feb. 3	Washington	W	197.700-196.250	Salt Lake City
Feb. 9	Arizona State	W	197.075-195.400	Salt Lake City
Feb. 18	UCLA	W	197.550-197.425	Los Angeles
Feb. 25	at California	L	197.450-197.500	Berkeley
Mar. 10	at Michigan	L	196.800-196.950	Ann Arbor
Mar. 16	Georgia	W	198.150-196.350	Salt Lake City

## Pac-12 Championships (2nd)

Mar. 24	UCLA	L	197.350-197.500	Tucson
	California	W	197.350-196.950	Tucson
	Washington	W	197.350-196.750	Tucson
	Oregon State	W	197.350-196.575	Tucson
	Arizona State	W	197.350-196.425	Tucson
	Stanford	W	197.350-196.350	Tucson
	Arizona	W	197.350-195.825	Tucson

## 2019 (10-3, 5-1 PAC-12)

Jan. 5	Penn State	W	197.175-194.450	Salt Lake City
Jan. 11	Brigham Young	W	197.250-196.475	Provo
Jan. 19	Oregon State	W	197.150-195.450	Corvallis, Ore.
Jan. 26	Arizona State	W	197.375-195.825	Tempe, Ariz.
Feb. 1	Arizona	W	197.075-195.400	Salt Lake City
Feb. 9	California	W	197.150-196.225	Salt Lake City
Feb. 15	LSU	L	197.075-197.250	St. Charles, Mo.
	Missouri	W	197.075-196.475	St. Charles, Mo.
	Stanford	W	197.075-195.850	St. Charles, Mo.
Feb. 18	Stanford	W	197.125-195.800	Stanford
Feb. 23	UCLA	L	197.625-198.025	Salt Lake City
Mar. 2	Michigan	W	197.975-197.350	Salt Lake City
Mar. 16	Georgia	L	197.450-197.525	Athens

## Pac-12 Championships (2nd)

Mar. 23	UCLA	L	198.025-198.400	West Valley City
	Oregon State	W	198.025-196.600	West Valley City
	California	W	198.025-196.575	West Valley City
	Arizona State	W	198.025-196.400	West Valley City
	Washington	W	198.025-196.175	West Valley City
	Stanford	W	198.025-195.925	West Valley City
	Arizona	W	198.025-193.900	West Valley City

## 2020 (11-0, 7-0 PAC-12)\*

Jan. 3	Kentucky	W	196.425-195.350	Salt Lake City
Jan. 11	Brigham Young	W	197.000-195.575	West Valley City
	Southern Utah	W	197.000-194.650	West Valley City
	Utah State	W	197.000-194.150	West Valley City
Jan. 24	Arizona State	W	197.050-194.300	Salt Lake City
Feb. 1	Arizona	W	197.300-195.975	Tucson
Feb. 8	California	W	197.550-197.325	Berkeley
Feb. 15	Oregon State	W	197.100-196.275	Salt Lake City
Feb. 23	UCLA	W	198.075-198.025	Los Angeles
Mar. 1	Washington	W	197.675-197.600	Seattle
Mar. 6	Stanford	W	197.750-196.725	Salt Lake City

\*The 2020 season was ended on March 12, 2020 due to the COVID-19 outbreak. The final week of the regular season and all postseason events were canceled.

## 2021 (10-1, 7-0 PAC-12)

1-9	Brigham Young	W	196.900-195.700	West Valley City
	Utah State	W	196.900-195.700	
	Southern Utah	W	196.900-194.325	
1-17	Oklahoma (#2)	L	197.025-196.550	Norman, Okla.
1-23	Arizona	W	197.075-195.650	Salt Lake City
1-30	Washington	W	197.475-193.500	Salt Lake City
2-6	Arizona State (#16)	W	197.450-197.150	Tempe, Ariz.
2-19	UCLA (#14)	W	197.225-197.100	Salt Lake City
2-26	California (#9)	W	197.375-197.125	Salt Lake City
3-5	Oregon State (#23)	W	197.575-1196.425	Corvallis, Ore.
3-12	Utah State (#20)	W	197.275-196.500	Salt Lake City

## Pac-12 Championships (1st)

Mar. 23	California	W	197.725-197.375	West Valley City
	UCLA	W	197.725-196.725	West Valley City
	Arizona State	W	197.725-196.375	West Valley City
	Oregon State	W	197.725-195.625	West Valley City
	Arizona	W	197.725-195.400	West Valley City
	Stanford	W	197.725-195.175	West Valley City
	Washington	W	197.725-194.400	West Valley City

# REGULAR SEASON RESULTS

## 2022 (10-3, 7-0 PAC-12)

1-7	Utah State	W	197.100-195.875	West Valley City
	Brigham Young (#19)	W	197.100-195.225	
	Southern Utah (#25)	W	197.100-195.000	
1-14	Oklahoma (#3)	W	197.775-196.650	Salt Lake City
1-21	Arizona State (#13)	W	197.400-196.100	Salt Lake City
1-29	Stanford (#19)	W	197.675-196.000	Salt Lake City
2-4	at UCLA (#22)	W	197.750-197.650	Los Angeles
2-12	at California (#11)	L	197.275-197.525	Berkeley
2-18	Oregon State (#13)	W	198.000-197.150	Salt Lake City
2-21	at Washington	W	197.950-197.275	Seattle
2-25	at Arizona	L	196.775-196.850	Tucson, Ariz.
3-4	Minnesota (#9)	W	198.575-197.850	Salt Lake City
3-11	at LSU (#7)	L	197.875-198.125	Baton Rouge, La.

### Pac-12 Championships (1st)

Mar. 19	California	W	198.000-197.425	West Valley City
	Oregon State	W	198.000-197.250	West Valley City
	UCLA	W	198.000-196.950	West Valley City
	Arizona State	W	198.000-196.675	West Valley City
	Washington	W	198.000-196.400	West Valley City
	Arizona	W	198.000-196.375	West Valley City
	Stanford	W	198.000-196.000	West Valley City

## 2023 (12-3, 5-2 PAC-12)

1-6	LSU (#6)	W	197.275-196.775	Salt Lake City
1-13	Southern Utah (#22)	W	197.750-196.175	West Valley City
	Utah State	W	197.750-195.800	
	Brigham Young	W	197.750-195.175	
1-22	at Oklahoma (#1)	L	197.275-197.925	Norman, Okla.
1-28	Washington (#25)	W	197.975-196.350	Salt Lake City
2-3	UCLA (#5)	W	198.200-197.450	Salt Lake City
2-11	Stanford (#24)	W	197.600-196.725	Fort Worth, Texas
	Illinois (#22)	W	197.600-196.300	
	Illinois State	W	197.600-195.850	
	Georgia (#18)	W	197.600-196.100	
2-20	at Arizona State (#22)	L	197.500-197.550	Tempe, Ariz.
2-24	California (#6)	W	198.550-197.550	Salt Lake City
3-3	Arizona	W	197.925-197.675	Salt Lake City
3-11	at Oregon State (#13)	L	197.700-197.950	Corvallis, Ore.

### Pac-12 Championships (1st)

Mar. 18	UCLA	W	197.925-197.850	West Valley City
	California	W	197.925-197.825	West Valley City
	Oregon State	W	197.925-197.200	West Valley City
	Arizona State	W	197.925-196.700	West Valley City
	Washington	W	197.925-196.375	West Valley City
	Arizona	W	197.925-196.375	West Valley City
	Stanford	W	197.925-195.875	West Valley City

## 2024 (12-4, 6-1 PAC-12)

1-5	Boise State	W	197.300-194.350	Salt Lake City
1-13	Oklahoma (#1)	L	196.975-197.900	West Valley City
	LSU (#5)	L	196.975-197.150	
	UCLA (#12)	L	196.975-197.100	
1-15	Bringham Young	W	197.725-195.775	West Valley City
	Southern Utah (#25)	W	197.725-194.000	
	Utah State	W	197.725-193.600	
1-26	Arizona State	W	197.675-196.700	Salt Lake City
2-2	Oregon State (#16)	W	197.750-196.100	Salt Lake City
2-10	at Washington	W	197.775-196.425	Seattle
2-19	at UCLA (#8)	W	197.300-196.975	Los Angeles
2-23	Stanford	W	198.075-196.625	Salt Lake City
3-2	at California (#3)	L	197.700-198.100	Berkeley
3-3	at Arizona	W	197.875-195.725	Tucson, Ariz.
3-15	Stanford (#25)	W	198.300-196.500	Salt Lake City
	Utah State	W	198.300-195.225	

### Pac-12 Championships (1st)

Mar. 23	UCLA	W	198.000-197.875	West Valley City
	California	W	198.000-197.325	West Valley City
	Stanford	W	198.000-197.175	West Valley City
	Oregon State	W	198.000-196.775	West Valley City
	Arizona State	W	198.000-196.550	West Valley City
	Arizona	W	198.000-196.475	West Valley City
	Washington	W	198.000-196.325	West Valley City

## 2025 (12-3, 6-0 Big 12)

1-3	Utah State	W	196.775- 194.450	Salt Lake City
1-11	California (#6)	L	196.800- 197.275	Oklahoma City
	LSU (#2)	L	196.800- 197.650	
	Oklahoma (#1)	L	196.800- 197.950	
1-17	Iowa State	W	197.300- 194.850	Salt Lake City
1-20	Brigham Young	W	197.950- 195.750	Salt Lake City
	Southern Utah	W	197.950- 196.125	
	Utah State	W	197.950- 196.000	
1-24	Brigham Young	W	196.975- 195.325	Provo, Utah
2-2	West Virginia	W	197.425- 195.475	Morgantown, WV
	Florida (#2)	L	197.425- 197.525	
2-7	Arizona (#19)	W	197.675- 196.125	Salt Lake City
2-14	Arizona State (#24)	W	196.600- 196.475	Tempe, Ariz.
2-21	Denver	W	198.075- 197.525	Salt Lake City
3-8	Washington	W	197.225- 195.875	Seattle
3-15	UCLA (#5)	W	198.100- 197.425	Salt Lake City

### Big 12 Championships (1st)

3-22	Arizona	W	197.775- 196.675	West Valley City
	Denver	W	197.775- 196.400	West Valley City
	BYU	W	197.775- 196.275	West Valley City
	Arizona State	W	197.775- 195.975	West Valley City
	Iowa State	W	197.775- 195.775	West Valley City
	West Virginia	W	197.775- 194.875	West Valley City

INFORMATION

ATHLETE PROFILES

COACHES AND STAFF

REVIEW / OPPONENTS

RECORDS / AWARDS

RESULTS

HERE'S UTAH

# REGIONAL FINISHES

## 1976 AT UTAH

1. Arizona State.....	106.65
2. Utah.....	104.20
3. Colorado.....	99.95
4. Northern Colorado.....	97.00
5. Arizona.....	95.95
6. Brigham Young.....	88.20
7. UTEP.....	86.90

## 1977 AT NORTHERN COLORADO

1. Arizona State.....	140.90
2. Utah.....	138.95
3. Northern Colorado.....	133.75
4. Arizona.....	129.85
5. New Mexico.....	128.30
6. Colorado State.....	117.25
7. Brigham Young.....	91.20
8. Colorado.....	68.95
9. Denver.....	30.90

## 1978 AT NEW MEXICO

1. Arizona State.....	138.50
2. Utah.....	138.05
3. Utah State.....	134.70
4. Arizona.....	130.24
5. Northern Colorado.....	129.00

## 1979 AT UTAH STATE

1. Utah.....	136.05
2. Arizona State.....	133.40
3. Utah State.....	133.30
4. Colorado.....	132.65
5. Arizona.....	132.50
6. Northern Colorado.....	131.75
7. Brigham Young.....	129.25

## 1980 AT COLORADO


1. Utah.....	147.45
2. Brigham Young.....	142.10
3. Utah State.....	141.45
4. Northern Colorado.....	137.25
5. New Mexico.....	135.95
6. Colorado State.....	129.45
7. Colorado.....	127.75
8. UTEP.....	126.10

## 1981 AT NEW MEXICO

1. Utah.....	149.35
2. Brigham Young.....	144.45
3. Utah State.....	142.40
4. New Mexico.....	138.85

## 1982 AT OREGON STATE

1. Oregon State.....	146.10
2. Utah.....	145.20
3. Washington.....	138.85
4. Oregon.....	134.95



Lisa Mitzell was the 1985 NCAA floor champion.

## 1983 AT UTAH STATE

1. Arizona State.....	186.90
2. Utah.....	185.55
3. Brigham Young.....	175.55
4. Utah State.....	174.35
5. Arizona.....	169.85
6. Boise State.....	166.30
7. New Mexico.....	132.45

## 1984 AT UTAH

1. Utah.....	187.30
2. Arizona State.....	184.70
3. Arizona.....	181.10
4. Minnesota.....	176.30
5. Oklahoma.....	176.10
6. Utah State.....	168.85

## 1985 AT ARIZONA STATE

1. Utah.....	188.85
2. Arizona State.....	187.50
3. Arizona.....	182.15
4. Oklahoma.....	181.85
5. Nebraska.....	178.70
6. Brigham Young.....	176.20

## 1986 AT UTAH

1. Utah.....	187.75
2. Arizona State.....	187.70
3. Arizona.....	184.85
4. Oklahoma.....	184.10
5. Utah State.....	182.75
6. Nebraska.....	181.60

## 1987 AT ARIZONA STATE

1. Arizona State.....	189.00
2. Utah.....	188.60
3. Arizona.....	187.25
4. Nebraska.....	185.15
5. Oklahoma.....	184.60
6. Utah State.....	182.10
7. New Mexico.....	180.70

## 1988 AT OKLAHOMA

1. Utah.....	190.20
2. Arizona State.....	187.10
3. Nebraska.....	187.05
4. Arizona.....	186.45
5. Utah State.....	184.80
6. Oklahoma.....	184.55
7. Houston Baptist.....	182.25

## 1989 AT UTAH

1. Utah.....	192.80
2. Nebraska.....	192.40
3. Oklahoma.....	190.00
4. Arizona State.....	190.00
5. Arizona.....	188.90
6. Utah State.....	188.30
7. Brigham Young.....	187.00

## 1990 AT UTAH

1. Utah.....	194.950
2. Nebraska.....	191.225
3. Arizona.....	188.775
4. Oklahoma.....	187.825
5. Arizona State.....	187.800
6. Utah State.....	187.550
7. Brigham Young.....	185.350

## 1991 AT ARIZONA

1. Utah.....	194.625
2. Arizona.....	191.925
3. Brigham Young.....	191.100
4. Arizona State.....	190.750
5. Utah State.....	190.575
6. Nebraska.....	188.275
7. Oklahoma.....	188.125

## 1992 AT UTAH

1. Utah.....	197.075
2. Arizona.....	194.100
3. Arizona State.....	191.950
4. Brigham Young.....	191.900
5. Nebraska.....	191.225
6. Utah State.....	189.350
7. Oklahoma.....	188.700

# REGIONAL FINISHES

## 1993 AT UTAH STATE

1. Utah	196.975
2. Arizona	193.975
3. Arizona State	193.200
4. Brigham Young	192.800
5. Utah State	189.850
6. Oklahoma	187.900
7. Nebraska	187.575

## 1994 AT ARIZONA STATE

1. Utah	194.000
2. Brigham Young	192.875
3. Arizona State	191.875
4. Nebraska	190.100
5. Arizona	190.050
6. Oklahoma	189.800
7. Utah State	188.450

## 1995 AT NEBRASKA

1. Utah	196.625
2. Nebraska	194.725
3. Brigham Young	194.050
4. Arizona State	193.250
5. Arizona	192.875
6. Utah State	191.950
7. Oklahoma	191.050

## 1996 AT UTAH

1. Utah	196.675
2. Arizona	195.750
3. Nebraska	195.300
4. Brigham Young	194.925
5. Arizona State	194.075
6. Utah State	193.050
7. Denver	191.950

## 1997 AT UTAH

1. Utah	195.700
2. Arizona State	195.225
3. Nebraska	195.150
4. Brigham Young	194.025
5. Arizona	193.875
6. Utah State	193.675
7. Denver	192.525

## 1998 AT ARIZONA STATE


1. Utah	195.575
2. Brigham Young	195.500
3. Arizona State	195.025
4. Arizona	194.750
5. Nebraska	194.275
6. Oklahoma	193.125
7. Utah State	191.175

## 1999 AT OREGON STATE

1. UCLA	197.025
2. Utah	196.425
3. Oregon State	194.875
4. Washington	193.425
5. Boise State	192.475
6. Sacramento State	190.275

## 2000 AT MINNESOTA

1. Utah	196.325
2. West Virginia	195.475
3. Denver	195.450
4. Minnesota	194.750
5. Utah State	192.950
6. Southern Utah	191.800



Melissa Vituj was an 11-time NCAA All-American from 2001-04.

## 2001 AT UTAH

1. Utah	194.075
2. Denver	193.900
3. Iowa State	193.375
4. West Virginia	192.400
5. Utah State	191.200
6. Air Force	190.200

## 2002 AT OREGON STATE

1. Utah	197.100
2. Oregon State	196.800
3. Oklahoma	196.625
4. Washington	194.775
5. Boise State	194.550
6. Southern Utah	193.350

## 2003 AT UTAH

1. Utah	196.975
2. Stanford	196.625
3. Denver	195.350
4. California	195.025
5. Minnesota	193.125
6. Brigham Young	192.400


## 2004 AT ARIZONA

1. Utah	197.625
2. Florida	197.050
3. Arizona	196.375
4. Arkansas	195.550
5. Illinois	195.400
6. Illinois-Chicago	193.875



Annabeth Eberle, who competed from 2002-05, earned eight All-America awards.

# REGIONAL FINISHES



Daria Bijak was an eight-time All-American from 2007-10.

## 2005 AT UTAH

1. Utah	196.800
2. Brigham Young	195.975
3. Oregon State	195.675
4. Minnesota	193.975
5. Southern Utah	193.450
6. Iowa	192.350

## 2006 AT MICHIGAN

1. Michigan	196.000
2. Utah	195.700
3. Auburn	193.050
4. New Hampshire	192.500
5. Pittsburgh	190.900
6. Rutgers	188.975

## 2007 AT CALIFORNIA

1. Utah	197.325
2. Nebraska	196.675
3. Missouri	194.300
4. California	193.900
5. Washington	193.300
6. Sacramento State	191.725

## 2008 AT MINNESOTA

1. Utah	196.950
2. Arkansas	196.125
3. Minnesota	195.275
4. Arizona	194.275
5. Southern Utah	194.050
6. Iowa	193.875

## 2009 AT WASHINGTON

1. Utah	197.675
2. Illinois	196.700
3. Boise State	195.300
4. Auburn	195.250
5. Washington	194.800
San Jose State	194.800

## 2010 AT UTAH

1. Florida	197.675
2. Utah	196.900
3. Denver	196.175
4. Boise State	195.950
5. Washington	195.075
6. Auburn	194.925

## 2011 AT OKLAHOMA

1. Oklahoma	197.350
2. Utah	196.475
3. Washington	195.300
4. North Carolina	195.225
5. New Hampshire	194.500
6. Missouri	194.175

## 2012 AT UTAH

1. Utah	196.825
2. Nebraska	196.525
3. Minnesota	194.800
4. Arizona State	194.400
5. San Jose State	193.400
6. Iowa State	193.150

## 2013 AT ALABAMA

1. Alabama	197.400
2. Utah	196.400
3. Iowa State	195.400
4. Denver	195.275
5. Brigham Young	194.475
6. Kent State	193.500

## 2014 AT ARKANSAS

1. Utah	197.300
2. UCLA	196.600
3. Arkansas	196.375
4. Arizona State	194.425
5. UC-Davis	193.900
6. Utah State	191.875

## 2015 AT CALIFORNIA

1. Georgia	197.025
2. Utah	196.575
3. California	196.000
4. Boise State	195.375
5. Utah State	195.150
6. Brigham Young	194.150

## 2016 AT UTAH

1. Utah	197.125
2. UCLA	196.375
3. Washington	195.825
4. Illinois	195.350
5. Utah State	195.025
6. Southern Utah	194.950

## 2017 AT ARKANSAS

1. Utah	197.150
2. Denver	197.050
3. Arkansas	196.600
Auburn	196.600
4. California	196.300
6. Central Michigan	195.675

## 2018 AT UTAH

1. Utah	197.475
2. California	196.725
3. Auburn	196.525
4. Brigham Young	196.300
5. Stanford	195.600
6. Southern Utah	194.625

## 2019 AT LSU

Final	
1. LSU	197.500
2. Utah	197.250
3. Minnesota	196.900
4. Auburn	195.725

### Second Round

1. Utah	196.800
2. Minnesota	196.300
3. Arkansas	196.175
4. Brigham Young	195.550

## 2021 AT UTAH (WEST VALLEY CITY)

Final	
1. Utah	197.925
2. LSU	197.750
3. Arizona State	197.600
3. Kentucky	197.600

### Second Round

1. Utah	197.500
2. Arizona State	196.600
3. Southern Utah	195.975
4. Boise State	195.825

## 2022 AT WASHINGTON (SEATTLE)

Final	
1. Utah	198.200
2. Alabama	198.175
3. Michigan State	197.650
4. Stanford	197.250

### Second Round

1. Utah	197.800
2. Stanford	197.450
3. Oregon State	197.425
4. Illinois	197.375

## 2023 AT UCLA (LOS ANGELES)

Final	
1. Utah	198.050
2. UCLA	197.925
3. Missouri	197.600
4. Washington	195.650

### Second Round

1. Utah	198.125
2. Washington	196.775
3. Southern Utah	196.600
4. Auburn	195.900

# REGIONAL FINISHES

## 2024 AT FLORIDA (GAINESVILLE)

### Final

1. Florida	198.325
2. Utah	197.575
3. Missouri	197.325
4. Michigan State	196.625

### Second Round

1. Utah	197.825
2. Michigan State	197.475
3. Maryland	196.350
4. Towson	195.050

## 2025 AT UTAH (SALT LAKE CITY)

### Final

T1. Denver	197.650
T1. Utah	197.650
3. Stanford	196.500
4. BYU	196.000

### Second Round

1. Utah	197.825
2. UCLA	197.625
3. Denver	197.350
4. Minnesota	196.825

INFORMATION

ATHLETE PROFILES

COACHES AND STAFF

REVIEW / OPPONENTS

RECORDS / AWARDS

RESULTS

HERE'S UTAH

# NATIONAL CHAMPIONSHIP FINISHES

## 1976 AIAW AT APPALACHIAN STATE

1. Clarion.....	107.95
2. SW Missouri State.....	106.80
3. Cal State-Fullerton.....	106.30
4. Southern Illinois.....	106.00
5. Penn State.....	104.25
6. Arizona State.....	103.00
7. Massachusetts.....	102.55
8. Nevada.....	102.40
9. Indiana State.....	101.72
10. Utah.....	101.65
11. Canisius.....	101.05
12. Oregon.....	99.65
13. Washington.....	99.60
14. Grand View College.....	99.40
15. Seattle Pacific.....	99.40
16. Louisville.....	98.90
17. Kent State.....	97.70
18. San Diego State.....	97.45
19. Colorado.....	97.35
20. USC.....	96.95
21. Wisconsin.....	96.70
22. Michigan State.....	96.50
23. LSU.....	96.40
24. Minnesota.....	93.35
25. Central Michigan.....	91.05

## 1977 AIAW AT CENTRAL MICHIGAN

1. Clarion.....	147.80
2. Cal State-Fullerton.....	146.80
3. Penn State.....	146.40
4. Massachusetts.....	144.70
5. USC.....	142.30
6. SW Missouri State.....	141.95
7. Indiana State.....	138.55
Arizona State.....	138.55
9. Utah.....	138.50
10. Southern Illinois.....	138.15
11. UCLA.....	136.40
12. Michigan State.....	136.15
Nevada.....	136.15
14. LSU.....	136.05
15. Washington.....	133.85
16. Louisville.....	133.15

## 1978 AIAW AT WASHINGTON

1. Penn State.....	147.70
2. Cal State-Fullerton.....	147.55
3. SW Missouri State.....	145.05
4. Clarion.....	142.05
5. USC.....	141.65
6. Utah.....	141.10
7. Arizona State.....	140.88
8. Massachusetts.....	138.70
9. LSU.....	137.70
10. Louisville.....	136.30
11. Michigan State.....	136.15
12. Southern Illinois.....	135.90
13. San Diego State.....	134.30
14. Georgia.....	133.30
15. New Hampshire.....	131.35
16. Kent State.....	129.90

## AIAW CHAMPIONS - 1981



## 1979 AIAW AT PENN STATE

1. Cal State-Fullerton.....	143.80
2. Penn State.....	143.70
3. Clarion.....	141.75
4. Utah.....	138.10
5. USC.....	137.70
SW Missouri State.....	137.70
7. Oregon State.....	134.55
8. Louisville.....	133.90
9. Pittsburgh.....	133.85
10. Utah State.....	133.70
11. LSU.....	131.95
Nebraska.....	131.95
13. Georgia.....	131.60
14. Eastern Kentucky.....	130.45
15. UCLA.....	130.55
16. Kent State.....	129.80

## 1980 AIAW AT LOUISIANA STATE

1. Penn State.....	145.00
2. Utah.....	144.15
3. Cal State-Fullerton.....	143.65
4. Oregon State.....	140.15
5. UCLA.....	138.85
6. LSU.....	137.90
7. Brigham Young.....	137.50
8. Louisville.....	137.40
9. Arizona State.....	136.95
10. Jacksonville State.....	135.15
11. Southern Illinois.....	132.85
12. Florida.....	132.65
13. Utah State.....	131.45
14. Oklahoma State.....	131.05
15. Minnesota.....	130.05
16. Nebraska.....	126.70

## 1981 AIAW AT UTAH

1. Utah.....	145.65
2. UCLA.....	144.10
3. Cal State-Fullerton.....	141.95
4. Penn State.....	141.80
5. Arizona State.....	141.60
6. Florida.....	141.35
7. Oregon State.....	141.15
8. Oklahoma State.....	138.45
9. USC.....	137.00
10. Brigham Young.....	136.00
11. LSU.....	135.45
12. Pittsburgh.....	135.40
13. Louisville.....	134.00
14. Utah State.....	132.75
15. Ohio State.....	132.30
16. Missouri.....	130.00

## 1982 NCAA AT UTAH

1. Utah.....	148.60
2. Cal State-Fullerton.....	144.15
3. Penn State.....	143.10
4. Oregon State.....	143.00
5. Arizona State.....	142.95
6. UCLA.....	142.40
7. Florida.....	140.90
8. Nebraska.....	138.10
9. Oklahoma State.....	137.20
10. Michigan.....	136.90

## NCAA CHAMPIONS - 1982



## 1983 NCAA AT UTAH

1. Utah.....	184.65
2. Arizona State.....	183.30
3. Cal State-Fullerton.....	179.25
4. Alabama.....	179.05
5. Florida.....	177.85
6. UCLA.....	177.80
LSU.....	177.80
8. Ohio State.....	176.65
9. Oregon State.....	173.55
10. Nebraska.....	165.55

# NATIONAL CHAMPIONSHIP FINISHES

## 1984 NCAA AT UCLA

1. Utah	186.05
2. UCLA	185.55
3. Cal State-Fullerton	183.90
4. Arizona State	183.65
5. Florida	182.20
6. Alabama	180.80
7. Penn State	179.45
8. Washington	178.55
9. Georgia	177.60
10. Arizona	176.90

## 1985 NCAA AT UTAH

1. Utah	188.35
2. Arizona State	186.30
3. Florida	184.30
4. Alabama	184.05
5. Cal State-Fullerton	183.50
6. Oregon State	183.15
7. Georgia	180.50
8. Ohio State	179.75
9. Penn State	179.00
10. Oklahoma	177.40

## 1986 NCAA AT FLORIDA

1. Utah	186.95
2. Arizona State	186.70
3. Alabama	186.35
4. Georgia	184.45
5. Cal State-Fullerton	184.40
6. Penn State	182.70
7. UCLA	181.70
8. Florida	181.30
9. LSU	180.55
10. Ohio State	177.80

## 1987 NCAA AT UTAH

1. Georgia	187.90
2. Utah	187.55
3. UCLA	187.00
4. Alabama	186.60
5. Arizona State	184.00
6. Florida	183.80
7. LSU	181.50
8. Ohio State	180.20
9. Washington	179.85
10. Nebraska	179.50
11. Arizona	179.45
12. Oregon State	174.50

## 1988 NCAA AT UTAH

1. Alabama	190.05
2. Utah	189.50
3. UCLA	188.80
4. LSU	187.90
5. Georgia	186.80
6. Florida	186.65
7. Oregon State	186.50
8. Arizona State	185.10
9. Arizona	184.00
10. Nebraska	183.55
11. Penn State	179.70
12. Michigan State	178.80

## NCAA CHAMPIONS - 1984



## 1989 NCAA AT GEORGIA

1. Georgia	192.65
2. UCLA	192.60
3. Alabama	192.10
4. Nebraska	190.80
5. Utah	190.20
6. Cal State-Fullerton	189.45
7. Arizona State	187.90
7. Oregon State	187.90
9. Oklahoma	187.05
10. Florida	187.00
11. Arizona	186.50
12. Ohio State	186.40

## 1990 NCAA AT OREGON STATE

1. Utah	194.90
2. Alabama	194.575
3. Georgia	193.225
4. UCLA	193.100
5. Nebraska	192.225
6. LSU	192.100
7. Oregon State	189.950
8. Cal State-Fullerton	189.700
9. Towson State	187.975
10. Florida	187.175
Arizona	187.175
12. Ohio State	183.650

## 1991 NCAA AT ALABAMA

1. Alabama	195.125
2. Utah	194.375
3. Georgia	193.375
4. Oregon State	192.350
5. Penn State	190.950
6. Florida	189.700
7. LSU	188.600
8. Brigham Young	187.700
9. Arizona State	187.650
Auburn	187.650
11. Arizona	187.475
12. Utah State	185.950

## 1992 NCAA AT MINNESOTA

1. Utah	195.65
2. Georgia	194.60
3. Alabama	193.35
4. Penn State	192.70
5. Arizona	191.95
6. Oregon State	191.30
7. Arizona State	191.00
8. California	190.70
9. UCLA	189.80
10. Stanford	189.10
11. Florida	188.70
12. Brigham Young	187.70

## 1993 NCAA AT OREGON STATE

1. Georgia	198.000
2. Alabama	196.825
3. Utah	195.825
4. UCLA	194.925
5. Auburn	194.725
6. Arizona	194.075
7. Oregon State	193.425*
LSU	193.425*
9. Michigan	193.125*
10. Florida	192.950*
11. Penn State	192.700*
12. Arizona State	192.175*

## Semifinal II Results

1. Utah	196.325
2. Arizona	194.025
3. Auburn	193.775
4. LSU	193.425
5. Penn State	192.700
6. Arizona State	192.175

## NCAA CHAMPIONS - 1990



# NATIONAL CHAMPIONSHIP FINISHES

## NCAA CHAMPIONS - 1994



### 1994 NCAA AT UTAH

1. Utah	196.400
2. Alabama	196.350
3. Georgia	195.850
4. Michigan	195.150
5. UCLA	194.975
6. Florida	194.850
7. Oregon State	193.625*
8. LSU	193.225*
9. Brigham Young	192.325*
10. Arizona State	190.825*
11. Washington	190.525*
12. New Hampshire	188.450*

### Semifinal II Results

1. Alabama	196.300
2. Utah	194.925
3. Florida	194.250
4. Oregon State	193.625
5. LSU	193.225
6. Arizona State	190.825

### 1995 NCAA AT GEORGIA

1. Utah	196.650
2. Alabama	196.425
Michigan	196.425
4. UCLA	196.150
5. Georgia	196.075
6. Oregon State	194.850
7. Florida	195.425*
8. Penn State	194.150*
9. LSU	193.025*
10. Brigham Young	191.975*
11. Nebraska	191.750*
12. West Virginia	189.650*

### Semifinal I Results

1. Georgia	196.825
2. Michigan	195.700
3. Utah	195.325
4. LSU	193.025
5. Nebraska	191.750
6. West Virginia	189.650

### 1996 NCAA AT ALABAMA

1. Alabama	198.025
2. UCLA	197.475
3. Utah	196.775
Georgia	196.775
5. Oregon State	196.525
6. Michigan	196.375
7. Arizona	195.125*
8. Florida	194.825*
9. Stanford	194.025*
10. Nebraska	193.950*
11. Penn State	192.700*
12. Brigham Young	192.500*

### Semifinal II Results

1. Alabama	196.325
2. Utah	196.000
3. Oregon State	195.700
4. Arizona	195.125
5. Florida	194.825
6. Stanford	194.025

### 1997 NCAA AT FLORIDA

1. UCLA	197.150
2. Arizona State	196.850
3. Georgia	196.600
4. Michigan	196.500
5. Florida	196.425
6. Nebraska	195.250
7. Utah	196.025*
8. Washington	195.975*
9. Alabama	195.600*
10. Minnesota	194.775*
11. Penn State	194.300*
12. LSU	193.825*

### Semifinal I Results

1. Georgia	197.075
2. UCLA	196.425
3. Nebraska	196.025^
Utah	196.025^
5. Penn State	194.300
6. LSU	193.825

^Nebraska won tiebreaker to advance to Super Six

### 1998 NCAA AT UCLA

1. Georgia	197.725
2. Florida	196.350
3. Alabama	196.300
4. Utah	196.025
5. UCLA	195.750
6. Arizona State	195.450
7. Washington	195.450*
8. Michigan	195.425*
9. LSU	195.300*
10. Penn State	194.625*
11. North Carolina State	194.125*
12. Brigham Young	193.400*

### Semifinal II Results

1. UCLA	196.925
2. Florida	196.750
3. Utah	196.200
4. Washington	195.450
5. LSU	195.300
6. Penn State	194.625

### 1999 NCAA AT UTAH

1. Georgia	196.850
2. Michigan	196.550
3. Alabama	195.950
4. Arizona State	195.900
5. UCLA	195.850
6. Nebraska	194.800
7. Utah	195.475*
8. Penn State	194.775*
9. LSU	194.475*
11. Florida	194.000*
Stanford	194.000*
12. West Virginia	191.850*

### Semifinal II Results

1. Georgia	197.025
2. Michigan	196.575
3. Nebraska	196.225
4. Utah	195.475
5. Penn State	194.775
6. Florida	194.000

## NCAA CHAMPIONS - 1995



# NATIONAL CHAMPIONSHIP FINISHES

## 2000 NCAA AT BOISE STATE

1. UCLA	197.300
2. Utah	196.875
3. Georgia	196.800
4. Nebraska	196.725
5. Alabama	196.500
6. Michigan	195.725
7. Penn State	195.350*
8. Iowa State	195.325*
9. LSU	194.950*
10. Oregon State	194.750*
11. Brigham Young	194.500*
12. West Virginia	194.175*

### Semifinal I Results

1. Georgia	196.775
2. Utah	196.125
3. Alabama	196.075
4. LSU	194.950
5. Oregon State	194.750
6. Brigham Young	194.500

## 2001 NCAA AT GEORGIA

1. UCLA	197.575
2. Georgia	197.400
3. Michigan	197.275
4. Alabama	196.550
5. Utah	196.025
Nebraska	196.025
7. Florida	195.825*
8. Stanford	195.400*
9. Arizona State	194.775*
10. Oklahoma	193.875*
11. Oregon State	193.775*
12. Denver	193.625*

### Semifinal II Results

1. Georgia	197.100
2. Utah	196.575
3. Nebraska	196.200
4. Stanford	195.400
5. Arizona State	194.775
6. Denver	193.625

## 2002 NCAA AT ALABAMA

1. Alabama	197.575
2. Georgia	197.250
3. UCLA	197.150
4. Utah	196.950
5. Nebraska	196.425
6. Stanford	196.025
7. Michigan	196.175*
8. LSU	195.850*
9. Minnesota	195.700*
10. Florida	195.675*
11. Arizona	194.975*
12. Oregon State	192.925*

### Semifinal I Results

1. Utah	196.775
2. Georgia	196.650
3. Nebraska	196.575
4. Michigan	196.175
5. LSU	195.850
6. Arizona	194.975

## 2003 NCAA AT NEBRASKA

1. UCLA	197.825
2. Alabama	197.275
3. Georgia	197.150
4. Nebraska	197.125
5. Michigan	196.050
6. Utah	195.300
7. Florida	196.325*
8. Stanford	196.200*
9. Arizona State	194.225*
10. LSU	194.000*
11. Iowa	193.825*
12. Auburn	193.525*

### Semifinal II Results

1. Nebraska	197.325
2. Utah	196.850
3. Georgia	196.625
4. Florida	196.325
5. Stanford	196.200
6. Auburn	193.525

## 2004 NCAA AT UCLA

1. UCLA	198.125
2. Georgia	197.200
3. Alabama	197.125
Stanford	197.125
5. Florida	196.800
6. Utah	195.775
7. LSU	196.650*
8. Michigan	196.500*
9. Arizona State	196.325*
10. Nebraska	196.150*
11. Oklahoma	195.750*
12. Iowa	194.775*

### Semifinal II Results

1. UCLA	197.675
2. Alabama	197.325
3. Utah	196.925
4. LSU	196.650
5. Michigan	196.500
6. Arizona State	196.325

## 2005 NCAA AT AUBURN

1. Georgia	197.825
2. Alabama	197.400
3. Utah	197.275
4. UCLA	197.150
5. Michigan	196.575
6. Nebraska	196.425
7. Florida	196.225*
8. Iowa State	195.975*
9. LSU	195.800*
10. Penn State	194.975*
11. Brigham Young	194.625*
12. Oklahoma	194.425*

### Semifinal I Results

1. Utah	196.850
2. Michigan	196.575
3. Nebraska	195.875
4. LSU	195.800
5. Penn State	194.975
6. Oklahoma	194.425

## 2006 NCAA AT OREGON STATE

1. Georgia	197.750
2. Utah	196.800
3. Alabama	196.725
4. Florida	196.275
5. Nebraska	196.175
6. Iowa State	194.725
7. Michigan	196.000*
8. LSU	195.650*
9. Arizona State	195.575*
10. Oklahoma	195.525*
11. Oregon State	195.150*
12. Arkansas	194.375*

### Semifinal I Results

1. Nebraska	196.325
2. Alabama	196.250
3. Utah	196.175
4. Michigan	196.000
5. LSU	195.650
6. Oklahoma	195.525

## NCAA RUNNER-UP - 2000



# NATIONAL CHAMPIONSHIP FINISHES

## NCAA RUNNER-UP - 2007



### 2007 NCAA AT UTAH

1. Georgia	197.850
2. Utah	197.250
3. Florida	197.225
4. UCLA	196.925
5. Stanford	196.825
6. Nebraska	195.975
7. LSU	196.275*
8. Oklahoma	196.250*
9. Alabama	196.125*
10. Denver	195.575*
11. Michigan	195.100*
Oregon State	195.100*

### Semifinal II Results

1. Utah	197.325
2. Stanford	197.200
3. UCLA	196.475
4. LSU	196.275
5. Denver	195.575
6. Michigan	195.100

### 2008 NCAA AT GEORGIA

1. Georgia	197.450
2. Utah	197.125
3. Stanford	196.750
4. Florida	196.700
5. LSU	196.350
6. Alabama	196.125
7. UCLA	196.725*
8. Michigan	196.075*
Oklahoma	196.075*
10. Arkansas	195.825*
11. Oregon State	195.475*
12. Denver	194.200*

### Semifinal II Results

1. Georgia	197.625
2. Utah	196.950
3. Stanford	196.900
4. UCLA	196.725
5. Michigan	196.075
6. Denver	194.200

### 2009 NCAA AT NEBRASKA

1. Georgia	197.825
2. Alabama	197.575
3. Utah	197.425
4. Florida	196.725
5. Arkansas	196.475
6. LSU	196.375
7. UCLA	196.625*
8. Stanford	196.225*
9. Penn State	196.100*
10. Oklahoma	195.825*
11. Oregon State	195.350*
12. Illinois	195.050*

### Semifinal II Results

1. Alabama	197.025
2. Arkansas	196.950
3. Utah	196.625^
UCLA	196.625^
5. Oregon State	195.350
6. Illinois	195.050

^Utah won the tiebreaker to advance to the Super Six

### 2010 NCAA AT FLORIDA

1. UCLA	197.725
2. Oklahoma	197.250
3. Alabama	197.225
4. Stanford	197.100
5. Florida	197.000
6. Utah	196.225
7. Nebraska	196.175*
8. Oregon State	196.050*
9. LSU	196.025*
10. Michigan	195.700*
11. Arkansas	195.600*
12. Missouri	194.600*

### Semifinal I Results

1. UCLA	196.875
2. Utah	196.625
3. Oklahoma	196.550
4. Nebraska	196.175
5. Oregon State	196.050
6. LSU	196.025

### 2011 NCAA IN CLEVELAND

1. Alabama	197.650
2. UCLA	197.375
3. Oklahoma	197.250
4. Nebraska	196.725
5. Utah	196.500
6. Michigan	196.425
7. Florida	196.125*
8. Oregon State	196.100*
9. Arkansas	195.450*
Georgia	195.450*
11. Illinois	195.100*
12. Kent State	195.000*

### Semifinal II Results

1. Alabama	197.050
2. Nebraska	196.850
3. Utah	196.200
4. Florida	196.125
5. Oregon State	196.100
6. Kent State	195.000

### 2012 NCAA IN DULUTH

1. Alabama	197.850
2. Florida	197.775
3. UCLA	197.750
4. Stanford	197.500
5. Utah	197.375
6. Arkansas	196.300
7. Oklahoma	196.925*
8. Nebraska	196.625*
9. LSU	196.550*
10. Ohio State	196.525*
11. Georgia	196.500*
12. Oregon State	196.475*

### Semifinal I Results

1. UCLA	197.400
2. Utah	197.200
3. Stanford	197.125
4. Oklahoma	196.925
5. Nebraska	196.625
6. LSU	196.550

### 2013 NCAA AT UCLA

1. Florida	197.575
2. Oklahoma	197.375
3. Alabama	197.350
4. UCLA	197.100
5. LSU	197.050
6. Georgia	196.675
7. Minnesota	196.375*
8. Michigan	196.850*
9. Utah	196.200*
10. Arkansas	196.150*
11. Illinois	195.700*
12. Stanford	194.700*

### Semifinal II Results

1. Alabama	197.350
2. Oklahoma	197.200
UCLA	197.200
4. Michigan	196.850
5. Utah	196.200
6. Arkansas	196.150

# NATIONAL CHAMPIONSHIP FINISHES

## 2014 IN BIRMINGHAM

1.	Florida	198.175
	Oklahoma	198.175
3.	LSU	197.600
4.	Alabama	197.550
5.	Georgia	197.050
6.	Nebraska	196.500
7.	Utah	197.025*
8.	UCLA	197.000*
9.	Stanford	196.600*
10.	Michigan	196.425*
11.	Illinois	195.800*
12.	Penn State	194.825*

### Semifinal II Results

1.	Alabama	197.650
	Florida	197.650
3.	Nebraska	197.100
4.	Utah	197.025
5.	UCLA	197.000
6.	Penn State	194.825

## 2015 IN FORT WORTH

1.	Florida	197.850
2.	Utah	197.800
3.	Oklahoma	197.525
4.	Alabama	197.275
5.	Stanford	197.250
6.	Auburn	196.625
7.	Michigan	197.025*
8.	Nebraska	196.675*
9.	Georgia	196.600*
10.	LSU	196.550*
11.	UCLA	196.400*
12.	Oregon State	195.875*

### Semifinal I Results

1.	Utah	197.475
	Florida	197.475
3.	Stanford	197.175
4.	Michigan	197.025
5.	Georgia	196.600
6.	UCLA	196.400

## 2016 IN FORT WORTH

1.	Oklahoma	197.6750
2.	LSU	197.4500
3.	Alabama	197.4375
4.	Florida	197.3500
5.	UCLA	196.8250
6.	Georgia	196.8125
7.	California	195.9500*
8.	Nebraska	195.7750*
9.	Utah	195.7625*
10.	Stanford	195.5750*
11.	Auburn	195.1000*
12.	Minnesota	194.9875*

### Semifinal II Results

1.	Oklahoma	197.7875
2.	Alabama	197.3875
3.	UCLA	196.7000
4.	California	195.9500
5.	Nebraska	195.7750
6.	Utah	195.7625

## 2017 IN ST. LOUIS

1.	Oklahoma	198.3875
2.	LSU	197.7375
3.	Florida	197.7000
4.	UCLA	197.2625
5.	Utah	196.5875
6.	Alabama	196.0000
7.	Nebraska	197.2125*
8.	Washington	196.5625*
9.	Denver	196.4750*
10.	Michigan	196.4625*
11.	Oregon State	196.3625*
12.	Georgia	195.8000*

### Semifinal I Results

1.	Oklahoma	197.7250
2.	UCLA	197.5000
3.	Utah	197.0500
4.	Washington	196.5625
5.	Denver	196.4750
6.	Oregon State	196.3625

## 2018 IN ST. LOUIS

1.	UCLA	198.0750
2.	Oklahoma	198.0375
3.	Florida	197.8500
4.	LSU	197.8375
5.	Utah	196.9000
6.	Nebraska	196.8000
7.	Georgia	196.6875*
8.	Alabama	196.6250*
9.	California	196.5000*
10.	Arkansas	196.4250*
11.	Washington	196.2500*
12.	Kentucky	196.0625*

### Semifinal II Results

1.	Oklahoma	198.0500
2.	Florida	197.5875
3.	Utah	197.1375
4.	California	196.5000
5.	Washington	196.2500
6.	Kentucky	196.0625

## 2019 IN FORT WORTH

1.	Oklahoma	198.3375
2.	LSU	197.8250
3.	UCLA	197.5375
4.	Denver	197.0000
5.	Michigan	197.2000*
6.	Oregon State	196.9000*
7.	Utah	196.7250*
8.	Georgia	196.4625*

### Semifinal I Results

1.	UCLA	197.6750
2.	LSU	197.5125
3.	Michigan	197.2000
4.	Utah	196.7250

## 2021 IN FORT WORTH

1.	Michigan	198.2500
2.	Oklahoma	198.1625
3.	Utah	197.9875
4.	Florida	197.1375
5.	Alabama	197.5750*
6.	LSU	197.5625*
7.	California	197.3625*
8.	Minnesota	197.1875*

### Semifinal I Results

1.	Oklahoma	198.0875
2.	Utah	197.6000
3.	Alabama	197.5750
4.	LSU	197.5625

## 2022 IN FORT WORTH

1.	Oklahoma	198.2000
2.	Florida	198.0875
3.	Utah	197.7500
4.	Auburn	197.3500
5.	Missouri	197.2000*
6.	Minnesota	197.1125*
7.	Alabama	197.1000*
8.	Michigan	196.2875*

### Semifinal I Results

1.	Oklahoma	198.1125
2.	Utah	197.7125
3.	Minnesota	197.1125
4.	Alabama	197.1000

## 2023 IN FORT WORTH

1.	Oklahoma	198.3875
2.	Florida	198.2375
3.	Utah	197.9375
4.	LSU	197.5250
5.	UCLA	197.9125*
6.	Kentucky	197.1250*
7.	California	196.9125*
8.	Denver	196.5000*

### Semifinal II Results

1.	Utah	198.2250
2.	Oklahoma	198.1625
3.	UCLA	197.9125
4.	Kentucky	197.1250

## 2024 IN FORT WORTH

1.	LSU	198.2250
2.	California	197.8500
3.	Utah	197.8000
4.	Florida	197.4375
5.	Stanford	197.9125*
6.	Oklahoma	197.1250*
7.	Arkansas	196.9125*
8.	Alabama	196.5000*

### Semifinal II Results

1.	Utah	197.9375
2.	Florida	197.8750
3.	Oklahoma	196.6625
4.	Alabama	195.4125

\*Score was from the semifinals

# NATIONAL CHAMPIONSHIP FINISHES

## 2025 IN FORT WORTH

1. Oklahoma.....198.0125
2. UCLA .....197.6125
3. Missouri .....197.2500
4. Florida .....197.4375
5. Stanford .....197.9125\*
6. Oklahoma.....197.1250\*
7. Arkansas.....196.9125\*
8. Alabama .....196.5000\*

## Semifinal II Results

1. Utah .....197.7625
2. UCLA .....197.7375
3. LSU .....197.5250
4. Michigan State .....195.3625

\*Score was from the semifinals