

UTAH BASKETBALL

TUESDAY, JANUARY 20, 2026 | BRAMLAGE COLISEUM | MANHATTAN, KS

MATCH UP

UTAH RUNNIN' UTES
9-9, 1-4 BIG 12

Head Coach: Alex Jensen

Alma Mater: Utah '05

Record at Utah: 9-9 (1st Season)

Overall Record: 9-9 (1st Season)



AT


KANSAS STATE WILDCATS
9-9, 0-5 BIG 12

Jerome Tang : Head Coach

Kansas State '07 : Alma Mater

70-51 (4th Season) : Record at KSU

72-51 (5th Season) : Overall Record

GAME INFORMATION

SERIES HISTORY

Overall.....	Tied 2-2
Current Streak.....	Utah Won 2
Last 10.....	Tied 2-2
In Big 12.....	Utah Leads 1-0
In Manhattan.....	Utah Trails 1-0
In Salt Lake City.....	Tied 1-1
In Huntsman Center.....	Tied 1-1
In Neutral Games.....	Utah Leads 1-0
Last Meeting.....	Utah, 74-69
Jensen vs. Kansas State.....	First Meeting

ARENA INFO - BRAMLAGE COLISEUM

Location.....	Manhattan, KS
Capacity.....	12,528

TELEVISION - CBS SPORTS NETWORK

Play-By-Play.....	Tom McCarthy
Analyst.....	Chris Walker
Producer.....	Michael Pittman
Live-Stream.....	CBSSports.com

RADIO - ESPN 700

Play-by-Play.....	Bill Riley
Analyst.....	Sean Mooney
Online.....	Tuneln.com [Free]
SiriusXM.....	Channel 386 [Web]

LIVE STATS

www.statbroadcast.com [public]

MEDIA CONTACT

MBB Contact.....	John Vu
E-Mail.....	jvu@huntsman.utah.edu
Cell.....	714-728-9163
Twitter.....	@Vuuster
Address.....	1825 E. South Campus Dr. Salt Lake City, UT 84112-0900

UTAH GAME NOTES

The Utah men's basketball team looks to build upon its first conference win in the Alex Jensen Era as it faces Kansas State inside Bramlage Coliseum for the first time in program history.

IN THE NATION

Through games on Jan. 17, here are how Utah players rank nationally...

PLAYER	CATEGORY	NCAA RANK	BIG 12 RANK	VALUE
Terrence Brown	FGA	11th	2nd	284
Terrence Brown	Points	12th	3rd	389
Terrence Brown	Points per Game	12th	3rd	21.6
Keanu Dawes	DREB per Game	14th	2nd	6.78
Terrence Brown	FTM	18th	2nd	108
Terrence Brown	FGM	24th	4th	130
Terrence Brown	FTA	25th	2nd	135
Keanu Dawes	Rebounds	32nd	4th	164
Keanu Dawes	Rebounds per Game	32nd	4th	9.1
Don McHenry	3FG%	55th	8th	.398

ON THE WATCH

With 14 games guaranteed remaining in the 2025-26 regular season, Utah guard Terrence Brown is averaging 21.6 points. Should the junior continue at his current pace, he would be just the third Runnin' Ute since 1996-97 to average at least 20.0 points in a single-season, joining Utah legends Keith Van Horn (1996-97) and Andrew Bogut (2004-05).

NAME	SEASON	GP	POINTS	AVG
Keith Van Horn	1996-97	32	705	22.0
Andrew Bogut	2004-05	35	715	20.4
Terrence Brown	2025-26	18	389	21.6

LAST GAME STARTERS

#0	#2	#3	#7	#32
SEYDOU TRAORE	TERRENCE BROWN	DON MCHENRY	KEANU DAWES	JAMES OKONKWO
JR - FORWARD	JR - GUARD	5TH - GUARD	JR - FORWARD	5TH - FORWARD
MIN 27.0	MIN 32.0	MIN 31.2	MIN 30.1	MIN 19.4
PPG 8.8	PPG 21.6	PPG 18.2	PPG 12.5	PPG 2.7
RPG 3.3	RPG 2.0	RPG 3.2	RPG 9.1	RPG 5.6
FG% .388	FG% .458	FG% .455	FG% .575	FG% .571

2025-26 SCHEDULE

Date	OPPONENT	TV	Time/Result
Oct. 17	Nevada	ESPN+	L, 80-77
Oct. 24	at Oregon	BIG+	L, 73-53
Nov. 3	San Jose State	ESPN+	W, 84-75
Nov. 8	Weber State	ESPN+	W, 92-89 (OT)
Nov. 10	Holy Cross	ESPN+	W, 87-69
Nov. 15	Sam Houston State	ESPN+	W, 85-79
Nov. 18	Purdue Fort Wayne ⁽¹⁾	ESPN+	W, 85-77
Nov. 20	Cal Poly	ESPN+	L, 92-85
Nov. 25	vs. Grand Canyon ⁽²⁾	CBSSN	L, 68-58
Nov. 26	vs. #RV/RV Ole Miss ⁽²⁾	CBSSN	W, 75-74
Dec. 2	at #RV/-- Cal	ACCNX	L, 79-72
Dec. 6	Cal Baptist	ESPN+	W, 91-85
Dec. 13	vs. Mississippi State ⁽³⁾	ESPNU	L, 82-74
Dec. 20	Eastern Washington	ESPN+	W, 101-77
Dec. 29	at Washington	FS1	L, 74-65
Jan. 3	#1/2 Arizona*	Peacock / NBCSN	L, 97-78
Jan. 7	at Colorado*	ESPN+	L, 85-73
Jan. 10	#9/9 BYU*	ESPN	L, 89-84
Jan. 14	at #15/14 Texas Tech*	Peacock / NBCSN	L, 88-74
Jan. 17	TCU*	TNT / truTV	W, 82-79
Jan. 20	at Kansas State*	CBSSN	7 p.m.
Jan. 24	at BYU*	FOX	3:30 p.m.
Jan. 31	Oklahoma State*	ESPN2	4 p.m.
Feb. 4	Arizona State*	CBSSN	7 p.m.
Feb. 7	at Kansas*	FOX	12:30 p.m.
Feb. 10	Houston*	ESPN/2	7 p.m.
Feb. 15	at Cincinnati*	ESPN/2	10 a.m.
Feb. 18	at West Virginia*	FS1	6:30 p.m.
Feb. 21	UCF*	ESPN+	7 p.m.
Feb. 24	Iowa State*	FS1	7 p.m.
Feb. 28	at Arizona State*	TNT/truTV	1:30 p.m.
March 3	Colorado*	ESPN+	7 p.m.
March 7	at Baylor*	Peacock	3 p.m.

-- BIG 12 TOURNAMENT ⁽⁴⁾ --

March 10	First Round	ESPN+	TBD
March 11	Second Round	ESPN/2/U+	TBD
March 12	Quarterfinals	ESPN/2	TBD
March 13	Semifinals	ESPN/2	TBD
March 14	Championship Game	ESPN	TBD

-- NCAA TOURNAMENT --

March 19-21	1st/2nd Rounds	TBS/CBS/TNT/truTV	TBD
March 26-29	Regional Rounds	TBS/CBS/TNT/truTV	TBD
April 4	Final Four	CBS/TBS	TBD
April 6	National Championship	CBS	TBD

Home Games in **Bold** | All Times **MOUNTAIN**

* - BIG 12 Conference Game

1 - Acrisure Series [Huntsman Center - Salt Lake City, UT]

2 - Acrisure Series [Acrisure Arena - Palm Desert, CA]

3 - Delta Center [Salt Lake City, UT]

4 - T-Mobile Center [Kansas City, MO]



ALL-TIME RESULTS VS. KANSAS STATE

DATE	W/L	SCORE	LOCATION
12/04/1972	L	59-65	Salt Lake City
12/01/1973	L	82-87	Manhattan, Kan.
11/25/1983	W	63-53	Rosemont, Ill.
02/17/2025	W	74-69 [B12]	Salt Lake City

SNAPPED

With Utah's win over TCU it snapped a five-game losing-streak – which was the longest losing streak since the Utes lost five-straight to end the 2022-23 campaign. The win also snapped a four-game skid in conference play, longest in conference play since the Utes ended the 2022-23 season 0-5 in Pac-12 play.

BUCKET GETTER

With his 26 points against TCU, Utah's Terrence Brown has now scored 20-plus points 12 times this season – which is the most since Jakob Poeltl (12) in 2015-16.

NAME	SEASON	POSITION	20+ GAMES
Andrew Bogut	2004-05	C	22
Keith Van Horn	1996-97	C	20
Nick Jacobsen	2003-04	G	13
Terrence Brown	2025-26	G	12
Jakob Poeltl	2015-16	C	12
Gabe Madsen	2024-25	G	11
Timmy Allen	2019-20	F	11
Will Clyburn	2010-11	G	11
Branden Carlson	2023-24	C	10
Branden Carlson	2022-23	C	10

UP NEXT

Utah returns home to the Beehive State to prepare for part two of the in-state rivalry match-up against #11/11 BYU this Saturday, Jan. 24, inside the Marriott Center. Aaron Goldsmith will guide fans throughout the action alongside former Stanford Cardinal Casey Jacobsen on FOX as the Runnin' Utes search for their first win down south since Dec. 10, 2014, a 65-61 game in favor of Utah.

LOOKING AHEAD

The Utes will then get some time to rest as it gets a week off before welcoming in the Cowboys of Oklahoma State into the Jon M. Huntsman Center for a 4 p.m. (MST) match-up on ESPN2. Roxy Bernstein will have play-by-play duties while former Arizona Wildcat Corey Williams serves as the analyst in just the eighth meeting ever between the two storied programs.

OKONKWO ON THE BOARDS

Fifth-year senior James Okonkwo had a great game on the glass for Utah against then-No. 9/9 BYU, pulling down 13 boards – four on the offensive glass. The 13 rebounds was a new season-high for Okonkwo.

ROAD WOES

The Utes were just 1-9 last season on the road in Big 12 play, securing their lone win away from home against TCU on Jan. 15, 2025, 73-65. Utah has since gone 0-11 in true road games dating back to last season (0-7).

2025-26 BIG 12 STANDING

Thru games on 1/17	CONFERENCE		OVERALL		
	W-L	PCT	W-L	PCT	STRK
#1/1 Arizona	5-0	1.000	18-0	1.000	W18
#7/7 Houston	4-0	1.000	16-1	.941	W10
#11/11 BYU	4-1	.800	16-2	.889	L1
#15/14 Texas Tech	4-1	.800	14-4	.778	W3
#2/2 Iowa State	3-2	.600	16-2	.889	L2
#RV/RV UCF	3-2	.600	14-3	.824	L1
#RV/25 Kansas	3-2	.600	13-5	.722	W2
West Virginia	3-2	.600	12-6	.667	W1
Oklahoma State	2-3	.400	14-4	.778	W1
Colorado	2-3	.400	12-6	.667	L3
Cincinnati	2-3	.400	10-8	.556	W2
Arizona State	1-3	.250	10-7	.588	L1
Baylor	1-4	.200	11-6	.647	L1
TCU	1-4	.200	11-7	.611	L4
Utah	1-4	.200	9-9	.500	W1
Kansas State	0-5	.000	9-9	.500	L5

ALL-BIG 12 PRESEASON AWARDS

FIRST TEAM

PLAYER	SCHOOL	YR	POS
AJ Dybantsa*	BYU	FR	Forward
Richie Saunders	BYU	SR	Guard
Emanuel Sharp	Houston	RSR	Forward
Joseph Tugler	Houston	RJR	Forward
Milos Uzan*	Houston	SR	Guard
Tamin Lipsey	Iowa State	SR	Guard
Darryn Peterson*	Kansas	FR	Guard
P.J. Haggerty	Kansas State	JR	Guard
Christian Anderson	Texas Tech	SO	Guard
JT Toppin*	Texas Tech	JR	Guard

*-unanimous selection

PRESEASON PLAYER OF THE YEAR

JT Toppin - Texas Tech

PRESEASON CO-NEWCOMER OF THE YEAR

LeJuan Watts - Texas Tech

PRESEASON FRESHMAN OF THE YEAR

Darryn Peterson - Kansas



80.3 SCORING OFFENSE 85.5

81.0 SCORING DEFENSE 80.3

-0.7 SCORING MARGIN +5.2

.465 FIELD GOAL % .472

.360 3FG% .368

.336 3FG% DEFENSE .322

35.3 REBOUNDS PER GAME 37.1

-1.6 REBOUND MARGIN +1.2

14.2 ASSISTS PER GAME 19.2

11.6 TURNOVERS PER GAME 12.9

-1.0 TURNOVER MARGIN 0.0

1.2 ASSISTS/TO RATIO 1.5

6.0 STEALS PER GAME 6.9

3.3 BLOCKS PER GAME 3.9



HEAD COACHES AT ALMA MATER

COACH	INSTITUTION	GRAD YEAR
1. Alex Jensen	University of Utah	2005
2. Corey Gipson	Austin Peay	2004
3. Doug Davenport	Bellarmine	2010
4. Casey Alexander	Belmont	1995
5. Mike Martin	Brown	2004
6. John Griffin III	Bucknell	2008
7. Thad Matta	Butler	1990
8. Patrick Sellers	Central Connecticut State	1991
9. Saah Nimley	Charleston Southern	2015
10. Larry Stewart	Coppin State	2006
11. Jon Jaques	Cornell	2010
12. Matt McKillop	Davidson	2006
13. Anthony Grant	Dayton	1987
14. Jon Scheyer	Duke	2010
15. Stan Heath	Eastern Michigan	1988
16. Luke Loucks	Florida State	2012
17. Tony Skinn	George Mason	2006
18. Speedy Claxton	Hofstra	2000
19. Mark Pope	Kentucky	1996
20. Alvin Brooks	Lamar	1980
21. Nate Champion	Le Moyne	2014
22. Chris Markwood	Maine	2005
23. Cornelius Jackson	Marshall	2001
24. Penny Hardaway	Memphis	2003
25. Joe Gallo	Merrimack	2004
26. Niko Medved	Minnesota	1997
27. George Ivory	Mississippi Valley State	1988
28. Travis DeCuire	Montana	1994
29. LeVelle Moton	N.C. Central	1996
30. Tevon Saddler	Nicholls	2018
31. Hubert Davis	North Carolina	1992
32. David Richman	North Dakota State	2002
33. Jeff Boals	Ohio	1995
34. Mike Jones	Old Dominion	1995
35. Chris Crutchfield	Omaha	1992
36. Fran McCaffery	Penn	1982
37. Quinton Ferrell	Presbyterian	2007
38. Mitch Henderson	Princeton	1998
39. Matt Painter	Purdue	1994
40. Luke McConnell	Saint Francis	2012
41. Shaheen Holloway	Seton Hall	2000
42. Stan Gouard	Southern Indiana	2000
43. Jay Ladner	Southern Mississippi	1988
44. John Tauer	St. Thomas (MN)	1995
45. Chris Kraus	Stonehill	2006
46. Adrian Autry	Syracuse	1994
47. Jamie Dixon	TCU	1987
48. Ed Conroy	The Citadel	1989
49. Andy Kennedy	UAB	1991
50. Clint Allard	UC San Diego	2008
51. Kevin Giltner	Wofford	2012

FIRST FOR EVERYTHING

Utah head coach Alex Jensen will face in-state rival BYU for the second time as a coach after facing the Cougars as a player 12 times. Jensen went 10-2 as a player against BYU – including a 5-0 mark at home. Below is a list of how head coaches have fared against BYU in their first year at the helm both at home (2-9) and away (2-5).

NAME	DATE	H / A / N	RESULT
Erastus J. Milne	1/23/1909	A	L, 32-9
Robert Richardson	2/5/1910	H	L, 31-27
Fred Bennion	1/28/1911	A	L, 47-27
Nelson H. Nordgren	2/20/1915	A	L, 29-28
Thomas Fitzpatrick	2/9/1918	A	W, 27-21
Ike Armstrong	1/22/1926	H	L, 22-21
Vadal Peterson	1/27/1928	H	L, 37-30
Jack H. Gardner	2/19/1954	H	L, 85-76
Bill Foster	1/15/1972	H	L, 67-61
Jerry Pimm	1/18/1975	H	W, 91-73
Lynn Archibald	1/14/1984	A	L, 113-105 (OT)
Rick Majerus	1/25/1990	A	L, 65-49*
Rick Majerus	2/16/1991	H	W, 81-74
Ray Giacoletti	1/31/2005	A	W, 72-58
Jim Boylen	1/19/2008	H	L, 55-52
Larry Krystkowiak	12/10/2011	H	L, 61-42
Craig Smith	11/27/2021	H	L, 75-64
Alex Jensen	1/10/2026	H	L, 89-84

*Rick Majerus only coached first 6 games due to heart surgery, Joe Cravens was acting head coach

AGAINST THE RANKED

Below is how Utah has fared against AP Ranked opponents.

VS. AP RANKED OPP: 71-173 (.291)

VS. AP RANKED OPP (AWAY): 11-71 (.134)

VS. AP RANKED OPP (OT): 8-5 (.615)

LAST WIN VS. AP RANKED OPP: 2/15/25 vs. #17 Kansas – 74-67

LAST WIN VS. AP RANKED OPP (AWAY): 3/18/18 at #25 Saint Mary's [NIT] – 67-58 (OT)

LAST WIN VS. AP RANKED OPP (OT): 3/18/18 at #25 Saint Mary's [NIT] – 67-58 (OT)

LAST WIN VS. AP RANKED OPP (CONF): 2/15/25 vs. #17 Kansas – 74-67

BUCKETS

Through games on Jan. 17, Utah's Terrence Brown is just 1-of-15 players in NCAA Division I with at least 385 points and 1-of-3 players from the Big 12.

PJ Haggerty (KSU) - 410 points

AJ Dybantsa (BYU) - 405 points

Terrence Brown (UTAH) - 389 points

UTES ADD WALK-ON MIDSEASON

Utah men's basketball added a pair of players midseason in 2025-26. It first added a 6-10 walk-on center in Colin McHaney ahead of its game at Colorado.

PRESEASON POLLS

BIG 12 PRESEASON POLL

RK	SCHOOL (1ST-PLACE VOTES)	POINTS
1.	Houston (14)	224
2.	BYU (1)	204
3.	Texas Tech	200
4.	Arizona (1)	179
5.	Iowa State	170
6.	Kansas	163
7.	Baylor	137
8.	Cincinnati	120
9.	Kansas State	117
10.	TCU	90
11.	West Virginia	79
12.	Oklahoma State	77
13.	Utah	50
14.	UCF	39
15.	Colorado	37
16.	Arizona State	34

BIG 12 MEDIA PRESEASON POLL

RK	SCHOOL
1.	Houston
2.	Texas Tech
3.	BYU
4.	Arizona
5.	Iowa State
6.	Kansas
7.	Baylor
8.	Kansas State
9.	Cincinnati
10.	TCU
11.	West Virginia
12.	Oklahoma State
13.	Utah
14.	UCF
15.	Colorado
16.	Arizona State

USA TODAY BIG 12 PRESEASON POLL

RK	SCHOOL
1.	Houston
2.	Texas Tech
3.	BYU
4.	Arizona
5.	Kansas
6.	Iowa State
7.	Baylor
8.	Cincinnati
9.	Kansas State
10.	TCU
11.	Oklahoma State
12.	West Virginia
13.	Utah
14.	UCF
15.	Arizona State
16.	Colorado

The Utes then inserted Lucas Langarita ahead of their game vs. then-No. 9 BYU at home. Langarita arrived in SLC on Jan. 8, practiced on Jan. 9 and made his collegiate debut on Jan. 10.

COLIN MCHANNEY

Fr - Center - 6-10 - 280

Milton, Ga. - Milton HS

- Led Milton High School to a AAAAA Region 7 Championship with an undefeated record (12-0) in 2024-25
- Helped Blessed Trinity Catholic High School to a AAAAA Region 7 Championship after going 11-1 in 2022-23
- Led BTCHS to the Georgia State AAAAAA Boy's Basketball Tournament Quarterfinals in 2022-23

LUCAS LANGARITA

Fr - Guard - 6-5 - 202

Zaragoza, Spain - Casademont Zaragoza

- Averaged 16.3 points, 3.1 rebounds and 3.4 assists with Casademont Zaragoza of the ACB U22 League through 9 games this season
- Averaged 17.1 points, 3.0 rebounds and 2.6 assists with Spain at the 2025 U20 EuroBasket
- Averaged 12.7 points, 3.1 rebounds and 4.9 assists to help Spain claim silver at the 2023 FIBA U18 European Championships

CONFERENCE OPENERS

Since the 1999-2000 season, Utah is 18-9 in its conference opening game and 13-2 when those games have occurred at home. Meanwhile, the Utes are 8-7 in conference openers since 2011-12 when they made the jump to a Power Conference and 6-2 when those games have been at home. In addition, Utah is 1-4 since the turn of the century when opening conference play against a ranked opponent and 1-2 when those games have been inside the Jon M. Huntsman Center.

RECORD IN CONFERENCE OPENERS

Since 1999-2000

Overall: 18-8

Home: 13-1

Away: 5-7

OT: 0-3 (H: 0-1 / A: 0-2)

OT2: 0-1 (A: 0-1)

Ranked Opponents: 1-3 (H: 1-1 / A: 0-2)

Since 2011-12

Overall: 8-7

Home: 6-2

Away: 2-5

OT: 0-3 (H: 0-1 / A: 0-2)

OT2: N/A

Ranked Opponents: 1-4 (H: 1-2 / A: 0-2)

CENTURY MARK

With its 101-77 victory over Eastern Washington, the Runnin' Utes are now 109-5 (.956) all-time when hitting the century mark and 93-1 (.989) in those instances at home. Utah is now 11-0 when scoring 100-plus points in a game since the turn of the century.

KNOCK 'EM DOWN

Utah's 39 made field-goals against Eastern Washington is tied for the fifth-highest total since 1996-97 according to Stats Perform.

RK	DATE	OPPONENT	FGM
1.	11/8/19	Mississippi Valley State	57
2.	12/28/13	St. Katherine	49
T3.	11/8/13	Evergreen State	42
T3.	12/28/15	College of Idaho	42
T5.	12/20/25	Eastern Washington	39
T5.	2/8/24	#8 Arizona ^[1]	39
T5.	1/21/17	at Washington	39
T5.	3/6/21	Arizona State	39
T5.	12/8/04	Montana Western	39

*-Utah had 50 FGM 50 FGM vs. Arizona on 1/24/74

1-Denotes game went into OT

THREES A PARTY

Utah's Don McHenry, Terrence Brown and Keanu Dawes each recorded 20-plus points in their last game against Eastern Washington - marking just the third time a trio of Utes have scored 20-plus points in a game.

Dec. 20, 2025 vs. Eastern Washington

Don McHenry - 27

Keanu Dawes - 21

Terrence Brown - 20

Jan. 21, 2017 at Washington

Lorenzo Bonam - 24

Devon Daniels - 24

Kyle Kuzma - 22

Nov. 23, 2015 vs. Southern Utah

Jakob Poeltl - 26

Jordan Loveridge - 24

Kyle Kuzma - 23

BACKCOURT LEADS THE WAY

Utah's backcourt pair of Terrence Brown and Don McHenry have had the lion's share of Utah's scoring, accounting for 717 of the team's 1,445 points - which 49.6-percent of the team's scoring. Brown's 389 points is good for third-most in the Big 12 through games on Jan. 17 while McHenry's 328 points is good for eighth most in the league.

DYNAMIC DUO

Utah's duo of Terrence Brown and Don McHenry are 1-of-5 duos in the NCAA to have scored at least 325 points so far through games on Jan. 17. Meanwhile, Brown's 389 points so far this season ranks 12th-most in Division I.

Utah - BYU - Northern Kentucky - Texas Tech - UNC Asheville

FIVE X 20

Utah guard Terrence Brown has scored 20-plus points in five-straight games twice this season now. The first time he scored 20-plus for five-consecutive games made him the fourth Ute to do that since 1996-97 according to Stats Perform.

1996-97: Keith Van Horn - 6 Games (Dec. 31 - Jan. 25)

2025-26: Terrence Brown - 5 Games (Dec. 6 - Jan. 3)

2025-26: Terrence Brown - 5 Games (Nov. 8 - Nov. 20)

2004-05: Andrew Bogut - 5 Games (Dec. 11 - Jan. 5)

1999-00: Hanno Mottola - 5 Games (Dec. 22 - Jan. 6)

DOWN GOES THE REBELS

Utah's win over Ole Miss in its final game at the Acrisure Series gave the Utes their first win over an SEC team since Dec. 18, 2019, when they defeated #6/6 Kentucky 69-66 inside T-Mobile Arena in Las Vegas. Utah had gone 0-3 against SEC teams before taking down the Rebels with losses vs. Mississippi State and at Missouri.

The win over Ole Miss was also Utah's first win over a Power 4 team in a non-conference match-up since defeating Iowa at home on March 24, 2024, in the second round of the NIT 91-82.

UTE NUGGETS

- Utah is now 32-1 over the last 5 seasons (2021-22) when leading by 10-plus points at half per Stats Perform
- Terrence Brown's 122 points through the first five games of the season was third-most by a player in the Big 12 since Michael Beasley (150, Kansas State) and Trae Young (141, Oklahoma)
- Utah has won 14-straight games at home when knocking down 10-plus 3-pointers in a single game with its last loss vs. #8 Arizona on 2/8/24
- Utah's game against Holy Cross saw all eight players in action score at least four points, grab two rebounds and dished out one assist.
- Keanu Dawes became the first Big 12 Conference player to record at least 10 points, 9 rebounds and multiple assists in his first six games of the season in league history. Baylor's Terry Black had the previous record for the first five games of a season back in 1999-00 per Stats Perform.
- Utah only committed 6 turnovers or less in a single-game 28 times since 1996-97 and is 22-6 all-time in when committing less than 6 turnovers after turning it over just 6 times against Holy Cross

BOARD MAN WINS

With his 10 rebounds vs. Holy Cross, Keanu Dawes (57) became the fourth Ute in the last 30 seasons to grab 50 rebounds in the first five games of a season.

2025-26: Keanu Dawes - 57

2016-17: Kyle Kuzma - 50

2013-14: Jordan Loveridge - 59

2004-05: Andrew Bogut - 54

2003-04: Andrew Bogut - 59

GIMME, GIMME

Per Stats Perform, Utah forward James Okonkwo is just 1-of-10 Big 12 players this season to record 8 offensive rebounds in a single-game. Meanwhile, Okonkwo is 1-of-3 this season to do it off the bench among Big 12 teams and just 1-of-22 players to do it nationally. Okonkwo's 8 offensive boards is also the most by a Ute off the bench since Luke Nevill (8) did it on Dec. 3, 2005, vs. Rice.

TB OR NOT TB, THAT IS THE QUESTION

Utah guard Terrence Brown (122) is just the fourth Ute player this century to score at least 100 points in the first five games of a season per Stats Perform.

2025-26: Terrence Brown (122)

2024-25: Gabe Madsen (104)

2019-20: Timmy Allen (102)

2015-16: Jakob Poeltl (104)

LET IT FLY

According to Stats Perform Utah's pair of Terrence Brown and Seydou Traore became just the fifth duo since 2020 to hit 4-plus threes in a single-game that didn't involve Gabe Madsen - who is Utah's all-time leader in threes.

DATE	OPP	PLAYER 1	PLAYER 2
11/18/24	PFW	T. Brown (5)	S. Traore (4)
11/4/24	Alcorn State	G. Madsen (6)	M. Madsen (5)
11/7/24	Central Arkansas	G. Madsen (6)	M. Madsen (5)
3/2/24	Cal	B. Carlson (4)	G. Madsen (4)
12/8/22	Jacksonville State	L. Stefanovic (6)	G. Madsen (4)

DUBYAS

With its win over Purdue Fort Wayne, Utah has now started a season 5-0 for the first time since the 2021-22 campaign when it captured the Sunshine Slam Tournament in Daytona Beach, Fla.

GUARDS STEP UP

Utah guards Terrence Brown (36) and Don McHenry (26) stepped up when the Utes needed them the most against Weber State, combining for 62 points - including 34 in the second half. With Utah down 72-62 with 8:11 left to play, Brown and McHenry scored 18 of Utah's 22 points down the stretch to help send the game into overtime - but none more important than the corner 3-pointer from McHenry to knot it up with :04 on the clock. It was all Brown in the overtime period with the junior scoring six of Utah's eight points in OT; McHenry accounted for the other basket.

In addition, the pair also accounted for nine rebounds in the second half and OT. Brown and McHenry only had a combined one rebound in the first half.

1K CLUB

With :04 on the clock, Terrence Brown gave Utah some insurance points and picked up his 1,000th career point when he knocked his first of two free-throws and eighth of nine-straight in the second-half. The junior joins Don McHenry as the second Ute on the team to have recorded 1,000 career points.

WHAT CAN BROWN DO FOR YOU?

Guard Terrence Brown had a career-high night for the Utes vs. Weber State, scoring 36 points to go with 4 rebounds 3 assists and a steal. It marks just the fifth time since 1996-97 that Utah has had someone score at least 36 points in a single game.

NAME	DATE	OPPONENT	PTS
Keith Van Horn	12/14/96	Weber State	41
Branden Carlson	3/7/24	at Oregon State	40
Keith Van Horn	2/15/97	TCU	40
Keith Van Horn	3/8/97	TCU	37
Terrence Brown	11/8/25	Weber State	36

Brown is just 1-of-51 players this season to score 36-plus points in a game through games on Jan. 17 and just 1-of-15 players to do it from a Power Conference.

EXTRA BASKETBALL

With its 92-89 victory in OT on Nov. 8, Utah is now 62-47 (.569) all-time in overtime games and 28-15 (.651) when those games have occurred at home. Additionally, Utah is 54-35 (.607) games decided in the first OT period and 26-13 (.667) when those contests have occurred at home. The Runnin' Utes have now won two-straight games that have gone into overtime dating back to last season's thrilling 73-72 OT win vs. BYU at home.

CLUTCHING IT UP

The last time Utah has given up 30-plus made field-goals to opponents in back-to-back games and have come out victorious was in 2023-24 when it defeated UC Irvine and Iowa at home as part of the NIT.

2025-26			
DATE	OPPONENT	FG ALLOWED	RESULT
11/3/25	San Jose State	30	W, 84-75
11/8/25	Weber State	33	W, 92-89 (OT)

2023-24			
DATE	OPPONENT	FG ALLOWED	RESULT
3/19/24	UC Irvine	30	W, 84-75
3/24/24	Iowa	33	W, 91-82

FIRST OF MANY

First-year head coach Alex Jensen notched his first-career victory on opening night of the 2025-26 basketball season after the Runnin' Utes defeated San Jose State 84-75 at home. He joins his mentor and coach, Rick Majerus, and six other head coaches to won inside the Jon M. Huntsman Center in their debut as a head coach.

2025-26 BIG 12 STARTING FIVE

Nov. 10	Koa Peat (ARI) *^
	AJ Dybantsa (BYU)
	Baba Miller (CIN)
	Darryn Peterson (KU)
	Christian Anderson (TTU) *
Nov. 17	AJ Dybantsa (BYU)
	Kingston Flemmings (UH) *^
	Tamin Lipsey (ISU)
	Flory Bidunga (KU)
	JT Toppin (TTU)
Nov. 24	Jaden Bradley (ARI)
	Koa Peat (ARI) ^
	Jamichael Stillwell (UCF)
	Tamin Lipsey (ISU)
	P.J. Haggerty (KSU) *
Dec. 1	Moe Odum (ASU) ^
	Cameron Carr, BU)
	Joshua Jefferson (ISU) *
	Flory Bidunga (KU)
	Brock Harding (TCU)
Dec. 8	Toude Yessoufou (BU) ^
	Kingston Flemmings (UH)
	Milan Momcilovic (ISU) *
	Parsa Fallah (OSU)
	Christian Anderson (TTU)
Dec. 15	Brayden Burries (ARI)
	AJ Dybantsa (BYU)
	Melvin Council Jr. (KU) *^
	JT Toppin (TTU)
	Honor Huff (WVU)
Dec. 22	Toude Yessoufou (BU)
	AJ Dybantsa (BYU)
	Kingston Flemmings (UH)
	Christian Anderson (TTU) *
	Leluan Watts (TTU) ^
Dec. 30	Toude Yessoufou (BU)
	AJ Dybantsa (BYU) *^
	Baba Miller (UC)
	Joshua Jefferson (ISU)
	Christian Anderson (TTU)
Jan. 5	AJ Dybantsa (BYU) ^
	Riley Kugel (UCF)
	Joshua Jefferson (ISU)
	Milan Momcilovic (ISU)
	JT Toppin (TTU) *
Jan. 12	Massamba Dip (ASU)
	Richie Saunders (BYU) *
	Kingston Flemmings (UH)
	Darryn Peterson (KU)
	Honor Huff (WVU) ^
Jan. 19	
Jan. 26	
Feb. 2	
Feb. 9	
Feb. 16	
Feb. 23	
March 2	
March 9	

* Denotes Player of the Week

^ Denotes Newcomer of the Week

SEASON	HEAD COACH	OPPONENT	RESULT
1971-72	Bill Foster	LMU	W, 96-79
1974-75	Jerry Pimm	Denver	W, 119-94
1989-90	Rick Majerus	CSU Stanislaus	W, 100-76
2004-05	Ray Giacoletti	Stony Brook	W, 72-63
2007-08	Jim Boylen	USC Upstate	W, 86-52
2011-21	Larry Kyrstowskiak	SD Christian	W, 58-55
2021-25	Craig Smith	Abilene Christian	W, 70-56
2025-Pres.	Alex Jensen	San Jose State	W, 84-75

*Jon M. Huntsman Center opened in December of 1969

FIRST TIME AT THE HELM

First year head coaches in the history of Utah basketball have gone 11-6 all-time in their debut with the Runnin' Utes – including a 11-3 mark when those debuts have been at home. Meanwhile, Runnin' Ute head coaches that have made their debuts inside the Jon M. Huntsman Center have gone 9-0*.

Home: 11-3 | **Away:** 0-2 | **Neutral:** 0-1

Debuts in JMHC: 9-0*

*Lynne Archibald started his career (1983-84) coaching in a neutral site game loss but was victorious in his debut at home.

IN GOOD COMPANY

Junior transfer Seydou Traore had a great opening night for Utah, finishing with 23 points on 5-of-8 shooting from deep to go with 3 assists, 4 steals and 2 blocks.

The 6-6 forward is just the third player in Runnin' Utes history to have at least 20 points, 4 steals and 2 blocked shots in a game dating back to the 1996-97 season, joining Delon Wright and Andrew Bogut. Meanwhile, he is just the 39th player in Big 12 Conference history to reach those minimums in a single-game through games on Jan. 14.

Seydou Traore vs. San Jose State

November 3, 2025

23 points, 1 rebound, 3 assists, 4 steals 2 blocks

Delon Wright vs. USC

January 16, 2014

22 points, 6 rebounds, 5 assists, 6 steals, 2 blocks

Andrew Bogut vs. Coppin State

December 20, 2004

28 points, 14 rebounds, 1 assist, 4 steals, 2 blocks

OPENING TREND

Utah is 92-26 overall in home-openers and 83-13 all-time when those home-openers have also served as the season-opener.

AGAINST THE COMPETITION

Head coach Alex Jensen was 18-4 overall as a player against teams on this year's schedule.

TEAM	RECORD	HOME	AWAY	NEUT
San Jose State	2-0	1-0	1-0	--
Weber State	3-1	2-0	1-1	--
Mississippi State	0-1	--	--	0-1
Arizona	1-0	--	--	1-0
Arizona State	1-0	--	--	1-0
BYU	10-2	5-0	4-1	1-1
West Virginia	1-0	--	--	1-0
TOTALS	18-4	8-0	6-2	4-2

INTERNATIONAL FLAVOR

Utah has seven foreign athletes this season with eight countries represented – including the US. The seven countries represented on the roster ranks fourth in the NCAA.

SCHOOL	COUNTRIES REPRESENTED	FOREIGN PLAYERS
UT Martin	11	13
Cal Poly	9	9
Arizona	9	8
Utah	8	7
Loyola (MD)	6	5
Jacksonville State	6	5
Indiana State	6	6

ACTIVE LEADERS

Through games on Jan. 17, Utah guard Don McHenry is currently 16th on the active career scoring list among all NCAA division with 1,798 career points.

JENSEN REWIND

First-year head coach Alex Jensen played in arguably the "Golden Era" of Runnin' Utes basketball, helping the team amass a record of 109-24 during his time in uniform – including an NCAA Runner-Up finish in 1998. Utah earned a berth in the NCAA Tournament all four years he was a player – including a six-year stretch that started his freshman year (1994-95).

JUST LIKE OLD TIMES

Utah men's basketball assistant Eric Daniels returned home when he signed on to join Alex Jensen's staff this spring. Daniels, who spent his childhood on the Hill watching the Runnin' Utes with his dad, Donny Daniels, on staff under legendary head coach Rick Majerus. That role will be reversed when he makes his debut as a Utah assistant coach while his father Donny watches from the stands where Eric once sat as a child.

HOME SWEET HOME

Heading into the season-opener, the Jon M. Huntsman Center is tied with Schollmaier Arena (TCU) and Hope Arena with the highest home scoring advantage of 4.5 according to KenPom. Meanwhile, Utah's 12.8 points differential at home is first among all Division I schools.

2026 SIGNING CLASS MAKES IT OFFICIAL

The Utes officially announced their 2026 signing class that included a pair of freshmen, a JUCO transfer and two return missionaries.

STYLES CLEMMONS

FR - Guard - 6-1 - 170

- Rated as a 4-star according to ESPN
- Played his first two seasons Princess Anne High School before joining the City Reapers at OTE
- Named All-Beach District First-Team in 2023 while at Princess Anne HS

ZATI LOUBAKI

SO - Forward - 6-9 - 230

- Helped lead Trinity Valley CC to an NJCAA DI Men's Basketball Championship in 2024-25
- Named NJCAA Tournament MVP after scoring 17 points with 4 rebounds and 2 blocks in the title game
- Played on the French National Team at the 2022 FIBA U18 European Championships

SIMEON SUGUTURAG

FR - Guard - 6-4 - 200

- Transferred to Orem High School (2024-26) his junior season, from Mountain View HS, averaging 10.1 points, 5.0 rebounds, 1.7 assists and 1.6 steals
- Captured the 5A Region 7 title in 2024-25 behind a 10-0 record in region play with a 21-4 overall record
- Named a Second-Team All-Valley selection in 2023-24

RETURN MISSIONARIES

JAXON JOHNSON

FR - Forward - 6-8 - 200

- Rated as a 4-star recruit according to ESPN
- Led Alta HS to a UHSAA 5A State Championship in 2022-23
- Named the 2022-23 5A MVP on top of earning all-region, all-state, all-tournament and tournament MVP honors

DAVID KATOA

FR - Guard - 6-4 - 170

- Rated as a 4-star recruit according to ESPN
- Averaged 13.3 points and 4.0 rebounds his junior year
- Joined Layton HS as a junior after spending time at Utah Prep (Formerly RSL Academy)

NEW FACES

The 2025-26 Runnin' Utes will have 15 players, 12 of which are new. This year's roster also features players from seven different countries – including the United States. The Utes also had three holdovers from last year's squad led by Keanu Dawes (8.3ppg & 6.4rpg) along with Jerry Huang and Ibrahim Traore. Huang saw limited time off the bench as a walk-on while Traore sat out due to a season-ending injury.

#0 - SEYDOU TRAORE**Junior - Forward - 6-6 - 220**

- Dropped 14 points against #25 Maryland and followed up with a season-high 15 points vs. #8 Michigan State
- Started his collegiate career with a double-double, scoring 12 points with 11 boards at Bryant
- Reached double-digit points in his first five games as a freshman at Manhattan - including 16 points at No. 1 Kansas and 13 points with 8 rebounds at No. 5 UConn
- Led the MAAC in blocked shots his freshman year with the Jaspers, averaging 1.3 blocks

#2 - TERRENCE BROWN**Junior - Guard - 6-3 - 175**

- NEC Most Improved Player and First-Team All-NEC Selection as a sophomore at FDU
- Averaged 20.6 points, 5.6 rebounds, 3.2 assists and 2.2 steals with a .448 shooting clip his sophomore year
- Ranked 8th in the NCAA in scoring while is 235 FGM ranked 24th, 658 points ranked 25th and 2.16 steals average ranked 26th in 2024-25
- Owned 13 of the top-20 single-game scoring totals among NEC schools in 2024-25

#3 - DON MCHENRY**5th Year - Guard - 6-2 - 170**

- Two-time All-CUSA recipient and 2024 CUSA Tournament MVP
- Led Western Kentucky in scoring back-to-back years, averaging 17.0 points in 2024-25 and 15.1 points in 2023-24
- Helped Hilltoppers capture their CUSA Tournament title since 2013 to earn an automatic berth to the NCAA Tournament his junior year
- Named NJCAA First-Team All-America and ICCAC Player of the Year as a sophomore at Indian Hills CC after averaging 15.4 points

#5 - BABACAR FAYE**5th Year - Forward 6-9 - 230**

- Suffered season-ending injury in September of 2025
- Helped WKU capture its first CUSA Tournament Championships since 2013 and a berth to the NCAA Tournament his first year with the Hilltoppers in 2023-24
- Played in 34-of-35 games his sophomore year at College of Charleston and helped lead the Cougars to a CAA Tournament Championship as well as an NCAA Tournament berth
- His .510 shooting clip as a freshman led the team among non-center position players
- Participate in the 2020 NBA Basketball Without Borders Global Camp held at NBA All-Star Weekend in Chicago

#6 - JACOB PATRICK**Junior - Guard - 6-6 - 195**

- Played four seasons with MHP Riesen Ludwigsburg out of the German BBL
- Was 1-of-2 players in the BBL to shoot better than .500 from the field, .400 from 3-point range and .900 from the line in 2023
- Played in the 2023 FIBA Basketball World Cup European

Qualifiers with the German Senior National Team

- Averaged 9.9 points, 2.1 rebounds and 1.4 assists with the German U16 team at the 2019 FIBA European Championships

#7 - JOSH HAYES**Junior - Forward - 6-9 - 210**

- Averaged 9.9 points and 5.2 rebounds with a .578 shooting clip his lone season at Northwest Florida State
- Earned Panhandle All-Conference Second-Team selections in 2024-25
- Reached double-figures 15 times - including a double-double against Harcum College with 15 points and 15 rebounds
- Posted a career-high 19 points on the road at Bishop State CC in 2024-25

#13 - KENDYL SANDERS**Freshman - Forward - 6-8 - 230**

- Averaged 14.2 points and 8.1 rebounds during his prep season at IMG Academy
- Led St. Bernard High School to the third-round of the CIF Southern Section Championships
- Helped SBHS capture CIF Southern Section Championship title as a junior and advanced to the second round of the CIF State Division I Championship
- Advanced to the CIF Southern Section quarterfinals his sophomore year after leading St. Bernard to a 25-7 record

#15 - ALVIN JACKSON III**Sophomore - 6-5 - 215**

- Averaged 6.4 points and 2.1 rebounds with a .410 shooting clip as a freshman at Salt Lake CC
- Scored a season-high 18 points on 4-5 shooting from deep against Harcum College
- Helped lead Bethesda Chevy Chase HS to the MPSSAA Class 4A Tournament his senior year
- Younger brother of Frank Jackson, who starred at Duke and was selected 31st-overall in the 2017 NBA Draft

#21 - OBOMATE ABBEY**Freshman - Guard - 6-0 - 195**


- Represented Finland at the 2025 U20 Eurobasket Tournament, averaging 13.4 points, 4.4 rebounds and 7.0 assists
- Averaged 15.3 points, 3.2 rebounds and 1.8 assists in six games for Finland at the 2024 U18 Eurobasket Tournament
- Participated in 2023 FIBA U18 European Championships, averaging 13.3 points, 4.4 rebounds and 4.6 assists
- Made his national team debut, playing in the 2022 FIBA U18 European Championships B Division and averaged 15.6 points, 4.6 rebounds and 5.8 assists

#32 - JAMES OKONKWO**5th Year - Forward - 6-8 - 245**

- Averaged 6.9 points with a team-high 7.2 rebounds to go with 34 blocks and 19 steals
- Was second in the MAC with 252 total rebounds, fourth in rebounds per game (7.2) and fifth in total blocks (34)
- Was a multi-sport athlete at the prep level, playing

competitive tennis for eight years

- Represented Great Britain in the 203 U20 Division B European Championship and led the team in scoring (12.1), rebounding (9.9) and blocked shots (2.1)



2026 BIG 12 MEN'S BASKETBALL TOURNAMENT

T-MOBILE CENTER | KANSAS CITY

TUESDAY
MARCH 10

WEDNESDAY
MARCH 11

THURSDAY
MARCH 12

FRIDAY
MARCH 13

SATURDAY
MARCH 14





UTES IN THE NBA

Thru games on Jan. 17, 2026

#18 - KYLE KUZMA

6-8 | 221 | Milwaukee Bucks | Utah 2014-17



2025-26	FG%	3P%	FT%	PPG	RPG	APG	BPG
	50.4	33.0	74.8	12.6	4.6	2.2	0.5
CAREER	FG%	3P%	FT%	PPG	RPG	APG	BPG
	45.2	33.4	72.3	16.7	6.2	2.6	0.5



#19 - JAKOB POELTL

7-0 | 253 | Toronto Raptors | Utah 2014-16



2025-26	FG%	3P%	FT%	PPG	RPG	APG	BPG
	69.3	0.0	59.6	9.7	7.7	2.1	0.5
CAREER	FG%	3P%	FT%	PPG	RPG	APG	BPG
	63.3	42.9	55.7	9.0	7.0	1.8	1.2



#15 - BRANDEN CARLSON

7-0 | 220 | Oklahoma City Thunder / OKC Blue | Utah 2019-24



2025-26	FG%	3P%	FT%	PPG	RPG	APG	BPG
	53.0	35.2	52.9	5.0	2.5	0.6	0.5
CAREER	FG%	3P%	FT%	PPG	RPG	APG	BPG
	49.1	34.2	65.7	4.4	2.1	0.5	0.6



RUNNIN' UTES DRAFT HISTORY

YEAR	PLAYER	ROUND / OVERALL	TEAM	DEBUT
1947	Wat Misaka	/ 43rd^	New York Knicks	11/13/47
1948	Arnie Ferrin	/ 59th^	Minneapolis Lakers	11/28/48
1949	Vern Gardner	1st / 5th	Philadelphia Warriors	11/2/1949
1951	Glen Duggins	6th / 50th	Baltimore Bullets	
1952	Glen Smith	/ 87th	Philadelphia Warriors	
1956	Gary Bergen	2nd / 38th	New York Knicks	10/27/56
1956	Art Bunte	2nd / 39th	New York Knicks	
1958	Milt Kane	8th / 59th	New York Knicks	
1962	Billy McGill	1st / 1st	Chicago Zephros	10/24/62
1964	Doug Moon	13th / 94th	Baltimore Bullets	
1966	Jerry Chompers	1st / 7th	Los Angeles Lakers	10/18/66
1966	George Fisher	6th / 51st	New York Knicks	
1968	Jeff Ockel	3rd / 24th	Seattle Supersonics	
1968	Merv Johnson	9th / 120th	Phoenix Suns	10/30/68*
1968	Walt Simon	12th / 149th	Seattle Supersonics	
1971	Mike Newlin	2nd / 24th	Houston Rockets	10/14/71
1971	Ken Gardner	5th / 82nd	Phoenix Suns	10/25/1975*
1972	Mark Soderberg	12th / 172nd	Phoenix Suns	
1974	Mike Sojourner	1st / 10th	Atlanta Hawks	10/22/74
1974	Tyrone Medley	5th / 79th	Atlanta Hawks	
1975	Luther Burden	2nd / 26th	New York Knicks	10/21/76
1976	Doug Terry	8th / 124th	Atlanta Hawks	
1977	Jack Jones	4th / 86th	Philadelphia 76ers	
1978	Buster Matheney	2nd / 28th	Houston Rockets	
1978	Jeff Judkins	2nd / 30th	Boston Celtics	10/13/78
1979	Greg Deane	4th / 67th	Utah Jazz	10/12/79
1979	Coby Leavitt	9th / 180th	Philadelphia 76ers	
1980	Coby Leavitt	6th / 134th	Phoenix Suns	
1981	Danny Vranes	1st / 5th	Seattle Supersonics	10/31/81
1981	Tom Chambers	1st / 8th	San Diego Clippers	10/31/81
1981	Karl Bankowski	6th / 116th	Dallas Mavericks	
1983	Pace Mannion	2nd / 43rd	Golden State Warriors	10/28/83
1983	Peter Williams	7th / 145th	Golden State Warriors	
1984	Chris Winans	8th / 177th	New Jersey Nets	
1993	Josh Grant	2nd / 43rd	Denver Nuggets	11/5/93
1993	Byron Wilson	2nd / 54th	Phoenix Suns	
1997	Keith Van Horn	1st / 2nd	Philadelphia 76ers	12/5/97
1998	Michael Doleac	1st / 12th	Orlando Magic	2/5/99
1999	Andre Miller	1st / 8th	Cleveland Cavaliers	11/2/99
2000	Hanno Mottola	2nd / 40th	Atlanta Hawks	10/31/00
2005	Andrew Bogut	1st / 1st	Milwaukee Bucks	11/1/05
2015	Delon Wright	1st / 20th	Toronto Raptors	11/1/15
2016	Jakob Poeltl	1st / 9th	Toronto Raptors	10/26/16
2017	Kyle Kuzma	1st / 27th	Brooklyn Nets	10/19/17

*Denotes ABA Debut Date | ^Denotes BAA Draft

RUNNIN' UTES DRAFT HISTORY BY TEAM

Atlanta Hawks	4
Boston Celtics	1
Brooklyn Nets	1
Charlotte Hornets	--
Chicago Bulls	--
Cleveland Cavaliers	1
Dallas Mavericks	1
Denver Nuggets	1
Detroit Pistons	--
Golden State Warriors	2
Houston Rockets	2
Indiana Pacers	--
Los Angeles Clippers	--
Los Angeles Lakers	1
Memphis Grizzlies	--
Miami Heat	--
Milwaukee Bucks	1
Minnesota Timberwolves	--
New Orleans Pelicans	--
New York Knicks	6

FORMER NBA TEAMS

Oklahoma City Thunder	--
Orlando Magic	1
Philadelphia 76ers	3
Phoenix Suns	5
Portland Trailblazers	--
Sacramento Kings	--
San Antonio Spurs	--
Toronto Raptors	2
Utah Jazz	1
Washington Wizards	--
Baltimore Bullets	2
Chicago Zephros	1
Minneapolis Lakers	1
New Jersey Nets	1
Philadelphia Warriors	2
San Diego Clippers	1
Seattle Supersonics	3



RECORD BREAKDOWN

	REC.	STREAK
Overall	9-9	W1
Home	8-3	W1
Away	0-4	L4
Neutral	1-2	L1
Conference	1-4	W1
Home	1-2	W1
Away	0-2	L2
Non-Conference	8-5	L1
Home	7-1	W2
Away	0-2	L2
Neutral	1-2	L1
November	6-2	W1
Home	5-1	L1
Away	0-0	--
Neutral	1-1	W1
December	2-3	L1
Home	2-0	W2
Away	0-2	L2
Neutral	0-1	L1
January	1-4	W1
Home	1-2	W1
Away	0-2	L2
February	0-0	--
Home	0-0	--
Away	0-0	--
March	0-0	--
Home	0-0	--
Away	0-0	--
Neutral	0-0	--
vs. Top-25 teams	0-3	L3
Playing on ESPN+	7-2	L1
Playing on ACCNX	0-1	L1
Playing on TV	2-6	W1

UTAH WHEN...

	REC.	STREAK
Leading at the half	8-2	W1
Trailing at the half	1-7	L7
Tied at the half	0-0	--
When Utah wins the tip	3-5	W1
When Utah loses the tip	6-4	L1
When Utah scores first	5-6	W1
When opponent scores first	4-3	L2
Games decided by 1-4 points	3-0	W3
Games decided by 5-9 points	4-5	L3
Games decided by 10-14 points	0-3	L3
Games decided by 15-19 points	1-1	L1
Games decided by 20-29 points	1-0	W1
Games decided by 30-39 points	0-0	--
Opponent scores 100+ points	0-0	--
Opponent scores 90+ points	0-2	L2
Opponent scores 80-89 points	2-4	L4
Opponent scores 70-79 points	6-2	W1
Opponent scores 60-69 points	1-1	L1
Opponent scores 50-59 points	0-0	--
Opponent scores 40-49 points	0-0	--
Utah has more rebounds	5-3	W1
Opponent has more rebounds	4-6	L4
Rebound totals are tied	0-0	--
Utah has more assists	7-2	W2
Opponent has more assists	0-6	L6
Assist totals are tied	2-1	W1
Utah has more steals	5-5	L4
Opponent has more steals	3-4	W1
Steal totals are tied	1-0	W1
Utah has more blocks	5-2	W1
Opponent has more blocks	4-6	W1
Block totals are tied	0-1	L1
Utah has more fouls	3-7	W1
Opponent has more fouls	5-2	L2
Foul totals are tied	1-0	W1
Utah has more Turnovers	4-5	W1
Opponent has more Turnovers	3-3	L2
Turnovers total is tied	2-1	W1
Utah has a better FG%	7-1	W2
Opponent has a better FG%	2-8	L6
Field Goal % is tied	0-0	--
Utah shoots > 40% in FGs	9-7	W1
Utah shoots < 40% in FGs	0-2	L2
Utah shoots 40% in FGs	0-0	--
Opponent shoots > 40% in FGs	8-8	W1
Opponent shoots < 40% in FGs	0-1	L1
Opponent shoots 40% in FGs	1-0	W1
Utah wears black	0-2	L2
Utah wears red	0-0	--
Utah wears white	5-1	W2
Utah wears alternate blacks	1-3	L2
Utah wears throwback reds	1-1	L1
Utah wears throwback whites	2-2	L2
Playing on Sundays	0-0	--
Playing on Mondays	2-1	L1
Playing on Tuesdays	1-2	L2
Playing on Wednesdays	1-1	L1
Playing on Thursdays	0-1	L1
Playing on Fridays	0-0	--
Playing on Saturdays	5-3	W1
Playing Day Games	0-0	--
Playing Afternoon Games (12-3:59pm)	1-1	W1
Playing Night Games (4pm or later)	8-8	L4

THE LAST TIME UTAH...

Won at home	1/17/26, TCU (82-79)
Lost at home	1/10/26, #9/9 BYU (89-84)
Won away	1/15/25, at TCU (73-65)
Lost away	1/14/26, at #15/14 Texas Tech (88-74)
Won neutral	11/26/25, vs. #RV/RV Ole Miss (75-74) ⁵
Lost neutral	12/13/25, vs. Mississippi State (82-74) ⁶
Won in OT	11/8/25, Weber State (92-89, OT)
Lost in OT	1/29/22, at Washington (77-73, OT) ¹
Won vs. a Top-25 team (H)	2/15/25, #17/20 Kansas (74-67)
Won vs. a Top-25 team (A)	3/21/18, at #25/23 Saint Mary's (67-58 OT) ²
Won vs. a Top-25 team (N)	12/18/19, vs. #6/6 Kentucky (69-66) ³
Lost vs. a Top-25 team (H)	1/10/26, #9/9 BYU (89-84)
Lost vs. a Top-25 team (A)	1/14/26, at #15/14 Texas Tech (88-74)
Lost vs. a Top-25 team (N)	11/17/23, vs. #6/6 Houston (76-66) ⁴
9 players with 10+ points	11/8/19, MVSU
6 players with 10+ points	11/6/23, Eastern Washington
5 players with 10+ points	12/20/25, Eastern Washington
4 players with 10+ points	1/17/26, TCU
3 players with 10+ points	1/14/26, at #15/14 Texas Tech
Player with 20+ points	1/17/26, TCU
..... Terrence Brown (26)	
Player with 30+ points	11/8/25, vs. Weber State
..... Don McHenry (24)	
Player with 40+ points	3/7/24, at Oregon State
..... Brandon Carlson (40)	
2 players with 20+ points	1/10/26, vs. #9/9 BYU
..... Terrence Brown (25) and Don McHenry (21)	
3 players with 20+ points	12/20/25, Eastern Washington
..... Don McHenry (27), Keanu Dawes (21) and Terrence Brown (20)	
Won by 20-29 points	12/20/25, Eastern Washington (101-77)
Won by 30-39 points	12/17/24, Florida A&M (89-59)
Won by 40-49 points	11/26/24, Mississippi Valley State (94-48)
Won by 50+ points	11/8/19, Mississippi Valley State (143-49)
Lost by 20-29 points	1/7/25, at #3/3 Iowa State (82-59)
Lost by 30-39 points	1/18/25, at #7/5 Houston (70-36)
Lost by 40-49 points	3/3/12, at Oregon (94-48)
Scored 90-99 points	11/8/25, Weber State (92, OT)
Scored 100+ points	12/20/25, Eastern Washington (101)
Made 30+ field goals	1/17/26, TCU (30)
Made 35+ field goals	12/20/25, Eastern Washington (39)
Made 40+ field goals	12/28/15, College of Idaho (42)
Made 50+ field goals	11/8/19, MVSU (57)
Shot 55%+ in FGs	3/1/25, Arizona State (.571)
Shot 60%+ in FGs	11/26/22, St. Thomas (.600)
Shot 65%+ in FGs	12/20/25, Eastern Washington (.684)
Made 10+ 3-pointers	1/14/26, at #15/14 Texas Tech (12)
Made 15+ 3-pointers	11/7/24, Central Arkansas (19)
Made 20+ free throws	11/15/25, Same Houston (24)
Made 25+ free throws	12/6/25, Cal Baptist (29)
Had 50+ rebounds	3/8/25, at #23/22 BYU (53)
Had 60+ rebounds	11/8/19, MVSU (68)
Had 15+ assists	1/17/26, TCU (17)
Had 20+ assists	12/20/25, Eastern Washington (23)
Had 25+ assists	3/1/25, Arizona State (25)
Had 40+ assists	11/8/19, Mississippi Valley State (41)
Had 10+ steals	12/17/24, Florida A&M (11)
Had less than 10 TOs	1/10/26, #9/9 BYU (9)
Had 20+ TOs	1/18/25, at #7/5 Houston (26)
Forced 20+ TOs	12/20/23, Bellarmine (23)
Had 10+ blocked shots	3/19/24, vs. UC Irvine (11) ²
LEGEND	
1-Pac-12 Tournament Game (Las Vegas, Nev.)	
2-NIT Game	
3-Neon Hoops Showcase (Las Vegas, Nev.)	
4-Charleston Classic (Charleston, S.C.)	
5-Acrisure series (Palm Desert, Calif.)	
6-Salt Lake Showcase (Delta Center - Salt Lake City)	



PLAYER BREAKDOWNS (DJ ONLY)

SCORED 10+ POINTS	2025-26	CAREER
Don McHenry	17	72
Terrence Brown	17	60
Keanu Dawes	15	36
Babacar Faye	-	23
Seydou Traore	7	7
Jacob Patrick	2	2
Josh Hayes	1	2
Obomate Abbey	1	1
Kendyl Sanders	1	1

SCORED 20+ POINTS	2025-26	CAREER
Terrence Brown	11	29
Don McHenry	6	27
Keanu Dawes	1	2
Seydou Traore	1	1
Babacar Faye	-	1

SCORED 30+ POINTS	2025-26	CAREER
Terrence Brown	1	2
Don McHenry	-	2

HAD 10+ REBOUNDS	2025-26	CAREER
Keanu Dawes	5	13
Babacar Faye	-	7
James Okonkwo	2	2
Terrence Brown	-	2
Josh Hayes	-	1

HAD 5+ ASSISTS	2025-26	CAREER
Terrence Brown	4	16
Don McHenry	1	6
Keanu Dawes	3	4
Obomate Abbey	1	1

HAD 10+ ASSISTS	2025-26	CAREER
Terrence Brown	1	1

DOUBLE-DOUBLES	2025-26	CAREER
Keanu Dawes	5	11
Babacar Faye	-	5
Terrence Brown	1	3
Josh Hayes	-	1

TEAM POINTS LEADER	2025-26	CAREER
Don McHenry	6	37
Terrence Brown	11	34
Seydou Traore	1	12
Keanu Dawes	1	6
Babacar Faye	-	3
James Okonkwo	-	1
Josh Hayes	-	1

TEAM REBOUNDING LEADER	2025-26	CAREER
Keanu Dawes	14	28
Babacar Faye	-	27
James Okonkwo	2	24
Seydou Traore	-	21
Terrence Brown	-	13
Don McHenry	2	6
Kendyl Sanders	2	2

THE LAST TIME A UTE...

Scored 30-34 points31, Gabe Madsen vs. (3) Iowa (3/24/24)²

Scored 35-39 points 36, Terrence Brown vs. Weber State (11/8/25)

Scored 40-49 points40, Branden Carlson at Oregon State (3/7/24)

Had 15+ Rebounds15, Keanu Dawes vs. Sam Houston (11/15/25)

Had 20+ rebounds20, Andrew Bogut vs. New Mexico (1/22/05)

Had 10+ assists11, Terrence Brown vs. Eastern Washington (12/20/25)

Had 5+ steals6, Jake Wahlin vs. Central Arkansas (11/7/24)

Had 5+ blocks5, Branden Carlson vs. UC Irvine (3/19/24)²

Made 10+ FGs10, Terrence Brown vs. #9/9 BYU (1/10/26)

Made 10+ FTs 13, Terrence Brown vs. Sam Houston (11/15/25)

Made 15+ FTs17, Andrew Bogut vs. Colorado State (2/12/05)

Made 5+ 3FGs 6, Don McHenry vs. Eastern Washington (12/20/25)

Made 10+ 3FGs11, Alfonso Plummer vs. Oregon State (3/11/20)¹

Had a double-double vs. TCU (1/17/26)

..... Keanu Dawes (10 points, 14 Rebounds)

Had 2 double-doubles vs. UC Irvine (3/19/24)²

..... Branden Carlson (21 points, 11 rebounds)

..... Deivon Smith (13 points, 10 assists)

Had a triple-double vs. VCU (3/27/24)²

..... Deivon Smith (15 points, 11 rebounds, 12 assists)

Had 2 triple-doubles vs. Mississippi Valley State (11/8/19)

..... Both Gach (12 points, 10 rebounds, 10 assists)

..... Rylan Jones (10 points, 10 rebounds, 11 assists)

LEGEND

- 1-Pac-12 Tournament Game (Las Vegas, Nev.)
- 2-NIT Game
- 3-Neon Hoops Showcase (Las Vegas, Nev.)
- 4-Charleston Classic (Charleston, S.C.)
- 5-Acrisure series (Palm Desert, Calif.)

THE JENSEN FILE

EDUCATION

University of Utah, 2005
Bachelor's in Finance

PERSONAL

Birth Date: May 16
Hometown: Centerville, Utah
Wife: Natalie
Children: Daughters, Lucie, Lillie & Annie

COACHING EXPERIENCE

Years	Team	Position
2023-25	Dallas Mavericks	Assistant Coach
2013-23	Utah Jazz	Assistant Coach
2011-13	Canton Charge	Head Coach
2007-11	Saint Louis University	Assistant Coach

PLAYING EXPERIENCE

Years	Team
2007	TED Ankara Kolejliler
2006	Mitsubishi Melco Dolphins
2005-06	Türk Telekom
2003-05	Tuborg Pilsener
2002-03	Yakima Sun Kings
2002	Girona
2000-02	Darüşşafaka
1994-95, 97-00	University of Utah

PROFESSIONAL CAREER HIGHLIGHTS

2013	NBA D-League Coach of the Year
2004	All-FIBA Eurocup Defender of the Year
2004	All-FIBA Eurocup First-Team
2003	CBA Champion
2003	CBA All-Defensive Team

COLLEGIATE CAREER HIGHLIGHTS

2000	MWC Regular-Season Champion
2000	MWC Player of the Year
2000	First-Team All-MWC
1999	WAC Tournament Champion
1999	WAC Regular-Season Champion
1999	WAC Tournament MVP
1999	First-Team All-WAC
1999	WAC All-Defensive Team
1998	NCAA Tournament Runner-Up
1998	NCAA All-West Region Team
1998	NCAA West Region Champion
1998	WAC Regular-Season Champion
1995	WAC Tournament Champion
1995	WAC Regular-Season Champion



ALEX JENSEN

HEAD COACH | UTAH '05
1ST SEASON AT UTAH

CAREER RECORD: 9-9

UTAH RECORD: 9-9

Alex Jensen returned home to his alma mater and was named the 17th head coach in Utah men's basketball history on March 6, 2025. He was formally introduced on March 17 in front of the Runnin' Ute faithful on the same court he graced as a player (1994-95, 97-00).

Jensen returns to his home state of Utah and Salt Lake City after spending the last two seasons with the Dallas Mavericks (2023-25) on Jason Kidd's staff.

He began his coaching career in 2007 at St. Louis University on the staff of his former Runnin' Utes coach Rick Majerus, a position he held for four seasons before becoming head coach of the Canton Charge of the NBA D-League in 2011. He was then named NBA D-League Coach of the Year just his second season at the helm in 2013.

Jensen returned to his home state and joined the Utah Jazz coaching staff in 2013 for 10 seasons. In his first year with the Jazz, he led the D-League Select Team to a 4-1 record against NBA team entries and advanced them to the quarterfinals of the inaugural NBA Summer League Tournament in Las Vegas.

During his time in SLC, the Jazz made six-consecutive NBA Playoff appearances (2016-22). Jensen, who is widely known around the league as an elite developer, helped Rudy Gobert garner three NBA All-Star selections on top of being named the NBA Defensive Player of the Year three out of four years (2018, 19, 21). As a rookie, Gobert averaged 2.3 points and 3.4 rebounds per game, and improved those numbers to 8.4 and 9.5, respectively, by his second season, en route to career averages of 12.6 and 11.7 over 12 NBA seasons.

He got his first taste of international competition in 2015, when he was named an assistant coach on Chris Fleming's staff with the German National Team. He was later named the head coach for Team USA at the 2022 FIBA AmeriCup.

Jensen departed the Utah Jazz after a decade and joined the Dallas Mavericks as an assistant coach under hall of famer and NBA Champion Jason Kidd in 2023 before returning home to become the 17th head coach at his alma mater in March of 2025.

As a player Jensen signed on to play with legendary head coach Rick Majerus with much fanfare after being named Utah's Mr. Basketball his senior year at Viewmont High School (1994) and led them to a state championship as a junior. He claimed multiple accolades his senior year including: Gatorade Player of the Year by USA Today, Deseret News 5A Player of the Year, Salt Lake Tribune Player of the Year, first-team all-state and honorable mention All-America.

Jensen's collegiate career saw much success with him averaging 9.6 points, 6.7 rebounds and 2.6 assists with a .532 shooting clip - including a .413 shooting-percentage from beyond the arc. He currently sits at No. 26 all-time in scoring at Utah with 1,279 career points heading into the 2025-26 season. He also concluded his career with 896 rebounds, 348 assists and 111 steals.

After his freshman year (1994-95), Jensen went on a two-year mission in England before returning to the Runnin' Utes in 1997. Before the start of the 1997-98 campaign, Jensen played on the NIT All-Star team that toured Japan. Jensen didn't skip a beat after returning from a two-year mission and started all 34 games for the Runnin' Utes and helped lead the Utes to one of the best years in school history with a run to the Final Four and an appearance in the NCAA Championship game.

As a junior, Jensen took another big step in his development, earning All-Western Athletic Conference honors and was named to the WAC All-Defensive Team. He averaged 12.1 points and 7.6 rebounds, and was the 1999 WAC Men's Basketball Tournament MVP as he led the Utes back to the NCAA Tournament.

Jensen capped his senior season in 1999-2000 by winning the first Mountain West Conference Player of the Year award in the league's inaugural season. He averaged 13.1 points and 7.5 rebounds that season. Jensen was part of four conference championship teams and made four trips to the NCAA tournament in his time with the Runnin' Utes.

After his stellar collegiate playing career at the U, Jensen played seven professional seasons (2000-07) in Turkey, Spain and Japan, and one season with the Yakima Sun Kings of the CBA. The Sun Kings won the 2003 CBA championship and Jensen earned all-defensive team honors. While playing in Europe, Jensen was named All-FIBA Europe Cup Defender of the Year in 2004 and was named to the All-FIBA Europe Cup First Team.

Jensen earned his bachelors of science degree in finance from Utah's David Eccles School of Business in 2005. He and his wife Natalie are the parents of three daughters.

COACHING CHRONOLOGY

YEAR	TEAM	POSITION	RECORD	PCT.	CONF.	PCT.	POSTSEASON	ROUND
2025-26	UTAH	HEAD COACH	9-9	.500	1-4	.200	0-0	--
TOTALS (AS HEAD COACH)			9-9	.500	1-4	.200	0-0	



ROSTER INFORMATION

ROSTER BREAKDOWN

BY CLASS

5TH YEARS (3)

Babacar Faye
Don McHenry
James Okonkwo

JUNIORS (5)

Terrence Brown
Keanu Dawes
Josh Hayes
Jacob Patrick
Seydou Traore

SOPHOMORES (2)

Jerry Huang
Alvin Jackson III

FRESHMEN/REDSHIRT FRESHMEN (5)

Obomate Abbey
Lucas Langarita
Colin McHaney
Kendyl Sanders
Ibrahima Traore (RS)

BY STATE/COUNTRY

CALIFORNIA (1)

Kendyl Sanders

DISTRICT OF COLUMBIA (1)

Alvin Jackson III

ENGLAND (1)

James Okonkwo

FINLAND (1)

Obomate Abbey

FLORIDA (1)

Josh Hayes

GERMANY (1)

Jacob Patrick

GEORGIA (1)

Colin McHaney

MALI (1)

Ibrahima Traore

MINNESOTA (1)

Terrence Brown

NEW YORK (1)

Seydou Traore

SENEGAL (1)

Babacar Faye

SPAIN (1)

Lucas Langarita

TAIWAN (1)

Jerry Huang*

TEXAS (1)

Keanu Dawes

WISCONSIN (1)

Don McHenry

* Walk-On

NUMERICAL ROSTER

NO.	NAME	HT.	WT.	POS.	YR.	HOMETOWN / HIGH SCHOOL / PREVIOUS SCHOOLS
0	Seydou Traore	6-6	220	F	Jr.	Bronx, N.Y. / Our Saviour Lutheran / Manhattan / Iowa
2	Terrence Brown	6-3	175	G	Jr.	Minneapolis, Minn. / Columbia Heights / Golden State Prep / Fairleigh Dickinson
3	Don McHenry	6-2	170	G	5th	Milwaukee, Wis. / Hilo Hawaii / Indian Hills CC / Western Kentucky
5	Babacar Faye	6-9	230	F	5th	Dakar, Senegal / NBA Academy / College of Charleston / Western Kentucky
6	Jacob Patrick	6-6	195	G	Jr.	Ludwigsburg, Germany / Otto-Hanh-Gymnasium
7	Josh Hayes	6-10	210	F	Jr.	Gainesville, Fla. / Gainesville HS / App State / Northwest Florida State
8	Keanu Dawes	6-9	225	F	Jr.	Houston, Texas / Stratford HS / Rice
9	Jerry Huang*	6-2	195	G	So.	Taipei, Taiwan / Wasatch Academy
11	Lucas Langarita	6-5	202	G	Fr.	Zaragoza, Spain / Casademont Zaragoza
13	Kendyl Sanders	6-8	230	F	Fr.	Los Angeles, Calif. / St. Bernard HS / IMG Academy
15	Alvin Jackson III	6-5	215	G	So.	Washington, D.C. / Bethesda Chevy Chase HS / Salt Lake CC
21	Obomate Abbey	5-11	195	G	Fr.	Jyväskylä, Finland / Jyväskylä Basketball Academy
31	Ibrahima Traore	6-9	222	F	Fr.	Bamako, Mali / West Oaks Academy
32	James Okonkwo	6-8	245	F	5th	Maidenhead, England / West Virginia / North Carolina / Akron
34	Colin McHaney	6-10	280	C	Fr.	Milton, Ga. / Milton HS

ALPHABETICAL ROSTER

NO.	NAME	HT.	WT.	POS.	YR.	HOMETOWN / HIGH SCHOOL / PREVIOUS SCHOOLS
21	Obomate Abbey	5-11	195	G	Fr.	Jyväskylä, Finland / Jyväskylä Basketball Academy
2	Terrence Brown	6-3	175	G	Jr.	Minneapolis, Minn. / Columbia Heights / Golden State Prep / Fairleigh Dickinson
8	Keanu Dawes	6-9	225	F	Jr.	Houston, Texas / Stratford HS / Rice
5	Babacar Faye	6-9	230	F	5th	Dakar, Senegal / NBA Academy / College of Charleston / Western Kentucky
7	Josh Hayes	6-10	210	F	Jr.	Gainesville, Fla. / Gainesville HS / App State / Northwest Florida State
9	Jerry Huang*	6-2	195	G	So.	Taipei, Taiwan / Wasatch Academy
15	Alvin Jackson III	6-5	215	G	So.	Washington, D.C. / Bethesda Chevy Chase HS / Salt Lake CC
11	Lucas Langarita	6-5	202	G	Fr.	Zaragoza, Spain / Casademont Zaragoza
34	Colin McHaney	6-10	280	C	Fr.	Milton, Ga. / Milton HS
3	Don McHenry	6-2	170	G	5th	Milwaukee, Wis. / Hilo Hawaii / Indian Hills CC / Western Kentucky
32	James Okonkwo	6-8	245	F	5th	Maidenhead, England / West Virginia / North Carolina / Akron
6	Jacob Patrick	6-6	195	G	Jr.	Ludwigsburg, Germany / Otto-Hanh-Gymnasium
13	Kendyl Sanders	6-8	230	F	Fr.	Los Angeles, Calif. / St. Bernard HS / IMG Academy
0	Seydou Traore	6-6	222	F	Jr.	Bronx, N.Y. / Our Saviour Lutheran / Manhattan / Iowa
31	Ibrahima Traore	6-9	220	F	Fr.	Bamako, Mali / West Oaks Academy

COACHING STAFF

Name	Position	Experience	Alma Mater
Alex Jensen	Head Coach	1st Season	Utah (2005)
Raphael Chillioux	Assistant Coach	1st Season	Lafayette College (1996)
Eric Daniels	Assistant Coach	1st Season	Johnson & Wales [Denver] (2008)
Martin Schiller	Assistant Coach	1st Season	German Sports University (2006)
Wes Wilcox	General Manager	1st Season	CSU Fullerton (2001)
Jordan Mason	Head Video Coordinator	1st Season	Wagner (2023)
Victoria Sun	Director of Operations	1st Season	Syracuse (1997)
Erick Schork	Director of MBB Sports Performance	1st Season	Springfield College (1995)
Rico Sylvester	Assistant Director of Player Personnel	1st Season	Missouri (2021)
Trevor Jameson	Director of Sports Medicine	27th Season	BYU (1995)
Brennan Hall	Graduate Student Manager	1st Season	Utah (2024)
Kim Tillie	Graduate Student Manager	1st Season	Utah (2010)

PRONUNCIATION GUIDE

Obomate Abbey	oh-bow-MAH-tay	James Okonkwo	uh-CONK-kwoe
Keanu Dawes	key-on-new	Kim Tillie	till-lee
Babacar Faye	BAW-bah-car - PHI	Ibrahima Traore	ee-brah-heem-ah tray-OR-ree
Jerry Huang	hwong	Seydou Traore	say-doo tray-OR-ree
Lucas Langarita	lahng-uh-ree-tah		





2025-26 PRESEASON QUICK FACTS

GENERAL

Location	Salt Lake City, Utah
Metro Population	1,257,936
Elevation	4,657 feet above sea level
President	Dr. Taylor Randall
Athletics Director	Mark Harlan
Faculty Athletic Representative	Jason Burrow-Sanchez
Founded	1850
Enrollment	36,881
Conference	Big 12
Nickname	Utes/Runnin' Utes (MBB only)
Colors	Utah Red [R: 190 - G: 0 - B: 0]
Mascot	"Swoop" (Red-Tailed Hawk)

DEPARTMENT PHONE NUMBERS

Athletics Department	801.581.8171
Athletic Communications Main Line	801.581.3510
SID Fax	801.581.4358
Ticket Office Phone	801.581.UTIX (8849)
Tickets Online	www.UtahTickets.com

BASKETBALL STAFF

Head Coach	Alex Jensen (Utah, 2005)
Record at Utah	0-0 (1st season)
Career Record	0-0 (1st season)
Assistant Coaches	Raphael Chillious (Lafayette College, 1996)
	Eric Daniels (Johnson & Wales [Denver], 2008)
	Martin Schiller (German Sports University, 2006)
General Manager	Wes Wilcox (CSU Fullerton, 2001)
Assistant Director of Player Personnel	Rico Sylvester (Missouri, 2021)
Director of Operations	Victoria Sun (Syracuse, 1997)
Director of Scouting/Video	Jordan Mason (Wagner, 2023)
MBB Director of Sports Performance	Erick Schork (Springfield College, 1995)
Head Athletics Trainer	Trevor Jameson (BYU, 1995)
Graduate Student Managers	Brennan Hall (Utah, 2024)
	Kim Tillie (Utah, 2010)
Creative Content Manager	Grant Dacus (Cal Baptist, 2022)
Executive Assistant	Natalie Lainhart (BYU-Idaho, 2024)
Office Phone	801.581.5451
X/Twitter	@UtahMBB
Instagram	@utahmbb
Facebook	/UtahMBB

FACILITY

Arena	Jon M. Huntsman Center
Capacity	15,000
Huntsman Center Record	701-184 (.792)
2023-24 Home Record	15-4

TEAM INFORMATION

2024-25 Record	16-17
2024-25 Big 12 (Finish)	8-12 (11th)
2024-25 Postseason	College Basketball Crown First Round
Starters Returning/Lost	0 / 5
Minutes Returning/Lost	595 (.090) / 6,625
Points Returning/Lost	263 (.105) / 2,493
Rebounds Returning/Lost	201 (.153) / 1,312
Assists Returning/Lost	31 (.054) / 574

BASKETBALL HISTORY

Started Basketball/Years	1908-09 / 117
All-Time Record	1,914-1,101 (.635)
Last NCAA Appearance	2016 / 2nd Round
NCAA Appearances/Record	29 / 38-32
Last NIT Appearance	2024
NIT Appearances/Record	15 / 18-14
CBI Appearances/Record	1 / 1-1
CBC Appearances/Record	1 / 0-1

ATHLETICS COMMUNICATIONS

Main Phone	801.581.3510
Fax	801.581.4358
Associate Director/MBB Contact	John Vu
E-Mail	jvu@huntsman.utah.edu
Cell	714.728.9163
X/Twitter	@Vuuster
Mailing Address	1825 E South Campus Dr. Salt Lake City, UT 84121

ALL-TIME SERIES RECORD (2025-26 OPPONENTS ONLY)

OPPONENT	HOME	AWAY	NEAU	OVERALL	LAST
Arizona	23-14	8-25	1-3	32-42	1/3/26
Arizona State	21-9	13-17	3-2	37-28	3/1/25
Baylor	3-1	0-1	0-0	3-2	1/25/25
BYU	78-53	48-76	5-7	131-136	1/10/26
Cal	13-6	7-10	3-2	23-18	12/02/25
Cal Baptist	1-0	0-0	0-0	1-0	12/6/25
Cal Poly	1-1	1-0	0-0	2-1	11/20/25
Cincinnati	2-0	0-3	0-1	2-4	2/11/25
Colorado	19-10	8-24	1-2	28-36	1/7/26
Eastern Washington	4-0	0-0	0-0	4-0	12/20/25
Grand Canyon	2-0	0-0	1-1	3-1	11/25/25
Holy Cross	2-0	0-0	1-0	3-0	11/10/25
Houston	0-0	0-1	0-2	0-3	1/22/25
Iowa State	0-0	0-2	2-0	2-2	1/7/25
Kansas	1-0	0-0	0-2	1-2	2/15/25
Kansas State	1-1	0-1	1-0	2-2	2/17/25
Mississippi State	0-0	0-0	0-4	0-4	12/13/25

OPPONENT	HOME	AWAY	NEAU	OVERALL	LAST
Oklahoma State	2-1	0-2	0-2	2-5	2/01/25
Ole Miss	0-0	0-0	3-0	3-0	11/26/25
Purdue Fort Wayne	3-0	0-0	0-0	3-0	11/18/25
Sam Houston	1-1	0-0	0-0	1-1	11/15/25
San Jose State	12-1	2-1	0-0	14-2	11/3/25
TCU	10-2	6-2	2-2	18-6	1/17/26
Texas Tech	1-2	1-2	2-1	4-5	1/14/26
UCF	0-0	0-1	0-2	0-3	3/11/25
Washington	12-4	5-11	3-2	20-17	12/29/25
Weber State	18-3	9-11	1-0	28-14	11/8/25
West Virginia	1-1	0-1	5-0	6-2	3/4/25
TOTAL	231-110	108-191	34-35	373-336	

-2025-26 games included

AP POLL

Week 10 (January 12)

RK.	TEAM	RECORD	PTS	PREV
1	Arizona (60)	16-0	1524	1
2	Iowa State (1)	16-0	1448	3
3	UConn	16-1	1358	4
4	Michigan	14-1	1300	2
5	Purdue	15-1	1253	5
6	Duke	15-1	1237	6
7	Houston	15-1	1130	7
8	Nebraska	16-0	1056	10
9	Gonzaga	17-1	1050	8
10	Vanderbilt	16-0	1035	11
11	BYU	15-1	1013	9
12	Michigan State	14-2	865	12
13	Illinois	13-3	778	16
14	North Carolina	14-2	659	17
15	Texas Tech	12-4	609	14
16	Virginia	14-2	515	23
17	Arkansas	12-4	492	15
18	Alabama	11-5	470	13
19	Florida	11-5	349	RV
20	Louisville	12-4	336	20
21	Georgia	14-2	227	18
22	Clemson	14-3	218	RV
23	Utah State	14-1	161	RV
24	Tennessee	11-5	140	21
25	Seton Hall	14-2	136	RV

Others receiving votes: Saint Louis 92, Kansas 60, Iowa 58, Miami (Ohio) 49, Villanova 40, Wisconsin 37, Miami (FL) 30, Texas A&M 23, UCF 18, Saint Mary's 17, SMU 15, Auburn 14, George Mason 8, NC State 3, Southern California 1, St. John's 1.

USA TODAY COACHES POLL

Week 10 (January 12)

RK.	TEAM	RECORD	PTS	PREV
1.	Arizona (29)	16-0	773	2
2.	Iowa State (1)	16-0	729	3
3.	Michigan (1)	14-1	671	1
4.	UConn	16-1	666	4
5.	Purdue	15-1	634	5
6.	Duke	15-1	606	6
7.	Houston	15-1	579	7
8.	Vanderbilt	16-0	557	10
9.	Gonzaga	17-1	547	8
10.	Nebraska	16-0	534	11
11.	BYU	15-1	510	9
12.	Michigan State	14-2	433	13
13.	Illinois	13-3	378	16
14.	Texas Tech	12-4	336	14
15.	North Carolina	14-2	322	17
16.	Virginia	14-2	272	23
17.	Arkansas	12-4	237	15
18.	Alabama	11-5	230	12
19.	Louisville	12-4	198	18
20.	Florida	11-5	145	RV
21.	Clemson	14-3	122	RV
22.	Georgia	14-2	105	20
23.	Iowa	12-4	88	19
24.	Utah State	14-1	78	RV
25.	Kansas	11-5	21	21

Schools dropped out: No. 22 Tennessee; No. 24 Villanova; No. 25 SMU.

Others receiving votes: Tennessee 45; Saint Louis 39; Villanova 34; Saint Mary's 34; Seton Hall 29; St. John's 21; SMU 15; Miami (FL) 14; Texas A&M 13; Miami (OH) 8; UCF 6; Wisconsin 5; Ohio State 3; USC 1; Indiana 1.



2025-26 RESULTS / GAME LEADERS

Game Records

Record	Overall	Home	Away	Neutral
ALL GAMES	9-9	8-3	0-4	1-2
CONFERENCE	1-4	1-2	0-2	0-0
NON-CONFERENCE	8-5	7-1	0-2	1-2

Team Results

Date	Opponent		Score	Att.	High Points	High Rebounds
11/03/2025	San Jose St.	W	84-75	5932	(23) TRAORE, Seydou	(9) DAWES, Keanu
						(9) MCHENRY, Don
11/08/2025	Weber St.	Wot	92-89	6214	(36) BROWN, Terrence	(14) DAWES, Keanu
11/10/2025	Holy Cross	W	87-69	6571	(21) BROWN, Terrence	(9) DAWES, Keanu
11/15/2025	Sam Houston	W	85-79	6299	(26) BROWN, Terrence	(15) DAWES, Keanu
11/18/2025	Purdue Fort Wayne	W	85-77	6163	(27) BROWN, Terrence	(10) OKONKWO, James
						(10) DAWES, Keanu
11/20/2025	Cal Poly	L	85-92	6163	(29) BROWN, Terrence	(9) DAWES, Keanu
11/25/2025	vs Grand Canyon	L	58-68	4000	(16) MCHENRY, Don	(12) DAWES, Keanu
11/26/2025	vs Ole Miss	W	75-74	2000	(27) MCHENRY, Don	(8) SANDERS, Kendyl
12/02/2025	at California	L	72-79	2783	(15) BROWN, Terrence	(9) DAWES, Keanu
12/06/2025	California Baptist	W	91-85	6077	(27) BROWN, Terrence	(6) DAWES, Keanu
12/13/2025	vs Mississippi St.	L	74-82	2911	(29) MCHENRY, Don	(7) SANDERS, Kendyl
12/20/2025	Eastern Wash.	W	101-77	6116	(27) MCHENRY, Don	(9) DAWES, Keanu
12/29/2025	at Washington	L	65-74	7721	(21) BROWN, Terrence	(9) DAWES, Keanu
01/03/2026	Arizona	L	78-97	8339	(26) BROWN, Terrence	(9) DAWES, Keanu
01/07/2026	at Colorado	L	73-85	6768	(24) MCHENRY, Don	(7) DAWES, Keanu
						(7) MCHENRY, Don
01/10/2026	BYU	L	84-89	15558	(25) BROWN, Terrence	(13) OKONKWO, James
01/14/2026	at Texas Tech	L	74-88	13803	(18) DAWES, Keanu	(9) DAWES, Keanu
					(18) MCHENRY, Don	
01/17/2026	TCU	W	82-79	6544	(26) BROWN, Terrence	(14) DAWES, Keanu

Attendance Summary

	Games	Attend	Avg/Game
Home	11	79976	7271
Away	4	31075	7769
Neutral	3	8911	2970
Total	18	119962	6665

2025-26 CUMULATIVE STATISTICS

Game Records

Record	Overall	Home	Away	Neutral
ALL GAMES	9-9	8-3	0-4	1-2
CONFERENCE	1-4	1-2	0-2	0-0
NON-CONFERENCE	8-5	7-1	0-2	1-2

Score by Periods

Team	1st	2nd	OT	TOT
Utah	722	715	8	1445
Opponents	707	746	5	1458

Team Box Score

No.	Player				Total		3-Point		F-Throw		Rebounds											
		GP-GS	MIN	AVG	FG-FGA	FG%	3FG-3FGA	3FG%	FT-FTA	FT%	OFF	DEF	TOT	AVG	PF	DQ	A	TO	BLK	STL	PTS	AVG
2	BROWN, Terrence	18-18	575:59	32.0	130-284	.458	21-65	.323	108-135	.800	4	32	36	2.0	28	0	71	39	3	30	389	21.6
3	MCHENRY, Don	18-18	561:22	31.2	110-242	.455	45-113	.398	63-78	.808	10	47	57	3.2	20	0	30	19	0	15	328	18.2
8	DAWES, Keanu	18-18	541:36	30.1	84-146	.575	13-50	.260	44-65	.677	42	122	164	9.1	38	3	47	33	8	10	225	12.5
0	TRAORE, Seydou	17-17	458:14	27.0	52-134	.388	24-70	.343	21-27	.778	10	46	56	3.3	48	3	30	37	6	22	149	8.8
6	PATRICK, Jacob	10-1	203:00	20.3	25-53	.472	20-43	.465	2-4	.500	1	13	14	1.4	31	0	5	3	6	3	72	7.2
13	SANDERS, Kendyl	18-0	371:57	20.7	39-85	.459	20-48	.417	6-22	.273	18	46	64	3.6	44	0	14	16	10	9	104	5.8
21	ABBEY, Obomate	18-0	304:53	16.9	20-62	.323	7-26	.269	12-15	.800	2	31	33	1.8	28	0	44	22	0	8	59	3.3
7	HAYES, Josh	18-10	233:22	13.0	22-35	.629	0-0	.000	14-20	.700	22	19	41	2.3	37	0	6	9	20	1	58	3.2
11	LANGARITA, Lucas	1-0	04:32	4.5	1-2	.500	1-2	.500	0-0	.000	0	0	0	0.0	1	0	0	0	0	0	3	3.0
32	OKONKWO, James	15-8	291:34	19.4	16-28	.571	0-0	.000	8-14	.571	42	42	84	5.6	35	1	8	10	6	8	40	2.7
31	TRAORE, Ibrahima	4-0	28:38	7.2	5-7	.714	0-0	.000	0-0	.000	0	3	3	0.8	1	0	0	1	0	2	10	2.5
10	HOWARD, Jahki	6-0	42:21	7.1	2-8	.250	0-3	.000	4-5	.800	4	5	9	1.5	6	0	1	3	1	0	8	1.3
9	HUANG, Jerry	3-0	02:09	0.7	0-1	.000	0-0	.000	0-0	.000	0	0	0	0.0	0	0	0	1	0	0	0	0.0
1	MOORE, Elijah	1-0	05:22	5.4	0-1	.000	0-0	.000	0-0	.000	0	0	0	0.0	0	0	0	0	0	0	0	0.0
Team											35	39	74					15				
Total		18	3625		506-1088	.465	151-420	.360	282-385	.732	190	445	635	35.3	317	7	256	208	60	108	1445	80.3
Opponents		18	3625		540-1144	.472	129-384	.336	249-357	.697	216	447	663	36.8	306	6	247	190	76	109	1458	81.0

Team Statistics

	UTAH	OPP
Scoring	1445	1458
Points per game	80.3	81.0
Scoring margin	-0.7	-
Field goals-att	506-1088	540-1144
Field goal pct	.465	.472
3 point fg-att	151-420	129-384
3-point FG pct	.360	.336
3-pt FG made per game	8.4	7.2
Free throws-att	282-385	249-357
Free throw pct	.732	.697
F-Throws made per game	15.7	13.8
Rebounds	635	663
Rebounds per game	35.3	36.8
Rebounding margin	-1.6	-
Assists	256	247
Assists per game	14.2	13.7
Turnovers	208	190
Turnovers per game	11.6	10.6
Turnover margin	-1.0	-
Assist/turnover ratio	1.2	1.3
Steals	108	109
Steals per game	6.0	6.1
Blocks	60	76
Blocks per game	3.3	4.2
Winning streak	1	-
Home win streak	1	-
Attendance	79976	31075
Home games-Avg/Game	11-7271	4-7769
Neutral site-Avg/Game	-	3-2970

Team Results

Date	Opponent		Score	Att.
11/03/2025	San Jose St.	W	84-75	5932
11/08/2025	Weber St.	Wot	92-89	6214
11/10/2025	Holy Cross	W	87-69	6571
11/15/2025	Sam Houston	W	85-79	6299
11/18/2025	Purdue Fort Wayne	W	85-77	6163
11/20/2025	Cal Poly	L	85-92	6163
11/25/2025	vs Grand Canyon	L	58-68	4000
11/26/2025	vs Ole Miss	W	75-74	2000
12/02/2025	at California	L	72-79	2783
12/06/2025	California Baptist	W	91-85	6077
12/13/2025	vs Mississippi St.	L	74-82	2911
12/20/2025	Eastern Wash.	W	101-77	6116
12/29/2025	at Washington	L	65-74	7721
01/03/2026	Arizona	L	78-97	8339
01/07/2026	at Colorado	L	73-85	6768
01/10/2026	BYU	L	84-89	15558
01/14/2026	at Texas Tech	L	74-88	13803
01/17/2026	TCU	W	82-79	6544

2025-26 BIG 12 STATISTICS

Game Records

Record	Overall	Home	Away	Neutral
ALL GAMES	1-4	1-2	0-2	0-0
CONFERENCE	1-4	1-2	0-2	0-0
NON-CONFERENCE	0-0	0-0	0-0	0-0

Score by Periods

Team	1st	2nd	OT	TOT
Utah	196	195	0	391
Opponents	225	213	0	438

Team Box Score

No.	Player				Total		3-Point		F-Throw		Rebounds													
		GP-GS	MIN	AVG	FG-FGA	FG%	3FG-3FGA	3FG%	FT-FTA	FT%	OFF	DEF	TOT	AVG	PF	DQ	A	TO	BLK	STL	PTS	AVG		
2	BROWN, Terrence	5-5	163:33	32.7	40-86	.465	6-14	.429	24-27	.889	1	8	9	1.8	5	0	20	14	2	4	110	22.0		
3	MCHENRY, Don	5-5	158:40	31.7	31-75	.413	11-33	.333	17-21	.810	3	13	16	3.2	12	0	8	2	0	5	90	18.0		
8	DAWES, Keanu	5-5	158:14	31.6	24-48	.500	6-16	.375	12-22	.545	13	31	44	8.8	11	1	10	5	2	3	66	13.2		
0	TRAORE, Seydou	5-5	121:36	24.3	12-36	.333	4-17	.235	7-9	.778	1	8	9	1.8	9	0	6	8	0	7	35	7.0		
13	SANDERS, Kendyl	5-0	109:04	21.8	11-19	.579	7-12	.583	1-2	.500	3	9	12	2.4	13	0	4	6	0	2	30	6.0		
21	ABBAY, Obomate	5-0	79:02	15.8	9-25	.360	2-10	.200	3-5	.600	0	9	9	1.8	7	0	11	6	0	2	23	4.6		
31	TRAORE, Ibrahima	2-0	13:32	6.8	3-5	.600	0-0	.000	0-0	.000	0	2	2	1.0	1	0	0	1	0	1	6	3.0		
11	LANGARITA, Lucas	1-0	04:32	4.5	1-2	.500	1-2	.500	0-0	.000	0	0	0	0.0	1	0	0	0	0	0	3	3.0		
10	HOWARD, Jahki	2-0	13:02	6.5	2-4	.500	0-1	.000	1-1	1.000	1	0	1	0.5	1	0	0	0	0	0	5	2.5		
32	OKONKWO, James	5-5	104:46	21.0	5-8	.625	0-0	.000	2-2	1.000	13	19	32	6.4	14	1	4	4	1	4	12	2.4		
7	HAYES, Josh	5-0	72:22	14.5	4-9	.444	0-0	.000	3-6	.500	7	5	12	2.4	10	0	2	1	3	1	11	2.2		
9	HUANG, Jerry	2-0	01:36	0.8	0-1	.000	0-0	.000	0-0	.000	0	0	0	0.0	0	0	0	0	0	0	0	0.0		
Team											12	8	20					7						
Total		5	1000		142-318	.447	37-105	.352	70-95	.737	54	112	166	33.2	84	2	65	54	8	29	391	78.2		
Opponents		5	1000		164-325	.505	38-114	.333	72-98	.735	66	131	197	39.4	73	1	90	50	27	31	438	87.6		

Team Statistics

	UTAH	OPP
Scoring	391	438
Points per game	78.2	87.6
Scoring margin	-9.4	-
Field goals-att	142-318	164-325
Field goal pct	.447	.505
3 point fg-att	37-105	38-114
3-point FG pct	.352	.333
3-pt FG made per game	7.4	7.6
Free throws-att	70-95	72-98
Free throw pct	.737	.735
F-Throws made per game	14.0	14.4
Rebounds	166	197
Rebounds per game	33.2	39.4
Rebounding margin	-6.2	-
Assists	65	90
Assists per game	13.0	18.0
Turnovers	54	50
Turnovers per game	10.8	10.0
Turnover margin	-0.8	-
Assist/turnover ratio	1.2	1.8
Steals	29	31
Steals per game	5.8	6.2
Blocks	8	27
Blocks per game	1.6	5.4
Winning streak	1	-
Home win streak	1	-
Attendance	30441	20571
Home games-Avg/Game	3-10147	2-10286
Neutral site-Avg/Game	-	0-0

Team Results

Date	Opponent		Score	Att.
01/03/2026	Arizona	L	78-97	8339
01/07/2026	at Colorado	L	73-85	6768
01/10/2026	BYU	L	84-89	15558
01/14/2026	at Texas Tech	L	74-88	13803
01/17/2026	TCU	W	82-79	6544

2025-26 HOME STATISTICS

Game Records

Record	Overall	Home	Away	Neutral
ALL GAMES	8-3	8-3	0-0	0-0
CONFERENCE	1-2	1-2	0-0	0-0
NON-CONFERENCE	7-1	7-1	0-0	0-0

Score by Periods

Team	1st	2nd	OT	TOT
Utah	463	483	8	954
Opponents	438	465	5	908

Team Box Score

No.	Player				Total		3-Point		F-Throw		Rebounds													
		GP-GS	MIN	AVG	FG-FGA	FG%	3FG-3FGA	3FG%	FT-FTA	FT%	OFF	DEF	TOT	AVG	PF	DQ	A	TO	BLK	STL	PTS	AVG		
2	BROWN, Terrence	11-11	362:14	32.9	93-185	.503	15-42	.357	74-89	.831	4	24	28	2.5	15	0	49	21	3	19	275	25.0		
3	MCHENRY, Don	11-11	340:05	30.9	64-147	.435	24-70	.343	44-53	.830	5	33	38	3.5	12	0	23	11	0	11	196	17.8		
8	DAWES, Keanu	11-11	330:43	30.1	53-88	.602	5-24	.208	26-35	.743	29	80	109	9.9	27	3	32	19	5	5	137	12.5		
0	TRAORE, Seydou	10-10	270:13	27.0	37-84	.440	20-51	.392	10-15	.667	6	29	35	3.5	27	1	21	22	5	14	104	10.4		
6	PATRICK, Jacob	7-1	143:09	20.5	16-35	.457	14-30	.467	2-3	.667	0	9	9	1.3	24	0	3	1	6	1	48	6.9		
13	SANDERS, Kendyl	11-0	232:05	21.1	26-52	.500	13-31	.419	5-16	.313	12	18	30	2.7	24	0	8	12	6	4	70	6.4		
31	TRAORE, Ibrahima	2-0	17:41	8.8	4-4	1.000	0-0	.000	0-0	.000	0	1	1	0.5	1	0	0	1	0	1	8	4.0		
7	HAYES, Josh	11-7	149:02	13.5	17-25	.680	0-0	.000	9-14	.643	17	14	31	2.8	24	0	4	7	13	1	43	3.9		
21	ABBEY, Obomate	11-0	187:30	17.0	13-36	.361	4-15	.267	9-10	.900	0	20	20	1.8	17	0	29	14	0	4	39	3.5		
32	OKONKWO, James	8-4	148:44	18.6	10-17	.588	0-0	.000	5-10	.500	24	26	50	6.3	27	1	5	6	3	4	25	3.1		
11	LANGARITA, Lucas	1-0	04:32	4.5	1-2	.500	1-2	.500	0-0	.000	0	0	0	0.0	1	0	0	0	0	0	3	3.0		
10	HOWARD, Jahki	4-0	32:17	8.1	1-7	.143	0-3	.000	4-5	.800	4	4	8	2.0	4	0	1	2	1	0	6	1.5		
9	HUANG, Jerry	2-0	01:23	0.7	0-1	.000	0-0	.000	0-0	.000	0	0	0	0.0	0	0	0	1	0	0	0	0.0		
1	MOORE, Elijah	1-0	05:22	5.4	0-1	.000	0-0	.000	0-0	.000	0	0	0	0.0	0	0	0	0	0	0	0	0.0		
Team											19	26	45					8						
Total		11	2225		335-684	.490	96-268	.358	188-250	.752	120	284	404	36.7	203	5	175	125	42	64	954	86.7		
Opponents		11	2225		339-725	.468	84-247	.340	146-229	.638	150	268	418	38.0	201	6	144	123	38	70	908	82.5		

Team Statistics

	UTAH	OPP
Scoring	954	908
Points per game	86.7	82.5
Scoring margin	+4.2	-
Field goals-att	335-684	339-725
Field goal pct	.490	.468
3 point fg-att	96-268	84-247
3-point FG pct	.358	.340
3-pt FG made per game	8.7	7.6
Free throws-att	188-250	146-229
Free throw pct	.752	.638
F-Throws made per game	17.1	13.3
Rebounds	404	418
Rebounds per game	36.7	38.0
Rebounding margin	-1.3	-
Assists	175	144
Assists per game	15.9	13.1
Turnovers	125	123
Turnovers per game	11.4	11.2
Turnover margin	-0.2	-
Assist/turnover ratio	1.4	1.2
Steals	64	70
Steals per game	5.8	6.4
Blocks	42	38
Blocks per game	3.8	3.5
Winning streak	1	-
Home win streak	1	-
Attendance	79976	0
Home games-Avg/Game	11-7271	0-0
Neutral site-Avg/Game	-	0-0

Team Results

Date	Opponent		Score	Att.
11/03/2025	San Jose St.	W	84-75	5932
11/08/2025	Weber St.	Wot	92-89	6214
11/10/2025	Holy Cross	W	87-69	6571
11/15/2025	Sam Houston	W	85-79	6299
11/18/2025	Purdue Fort Wayne	W	85-77	6163
11/20/2025	Cal Poly	L	85-92	6163
12/06/2025	California Baptist	W	91-85	6077
12/20/2025	Eastern Wash.	W	101-77	6116
01/03/2026	Arizona	L	78-97	8339
01/10/2026	BYU	L	84-89	15558
01/17/2026	TCU	W	82-79	6544

2025-26 ROAD STATISTICS

Game Records

Record	Overall	Home	Away	Neutral
ALL GAMES	0-4	0-0	0-4	0-0
CONFERENCE	0-2	0-0	0-2	0-0
NON-CONFERENCE	0-2	0-0	0-2	0-0

Score by Periods

Team	1st	2nd	OT	TOT
Utah	147	137	0	284
Opponents	170	156	0	326

Team Box Score

No.	Player				Total		3-Point		F-Throw		Rebounds													
		GP-GS	MIN	AVG	FG-FGA	FG%	3FG-3FGA	3FG%	FT-FTA	FT%	OFF	DEF	TOT	AVG	PF	DQ	A	TO	BLK	STL	PTS	AVG		
2	BROWN, Terrence	4-4	125:13	31.3	24-62	.387	2-14	.143	19-25	.760	0	5	5	1.3	7	0	13	13	0	9	69	17.3		
8	DAWES, Keanu	4-4	128:02	32.0	23-41	.561	8-19	.421	11-20	.550	10	24	34	8.5	5	0	9	10	0	3	65	16.3		
3	MCHENRY, Don	4-4	124:18	31.1	22-57	.386	10-26	.385	6-9	.667	3	9	12	3.0	6	0	3	2	0	1	60	15.0		
6	PATRICK, Jacob	1-0	20:53	20.9	5-8	.625	3-6	.500	0-1	.000	0	1	1	1.0	4	0	2	0	0	1	13	13.0		
0	TRAORE, Seydou	4-4	103:49	26.0	9-32	.281	2-13	.154	8-8	1.000	3	7	10	2.5	9	0	5	4	1	5	28	7.0		
13	SANDERS, Kendyl	4-0	79:28	19.9	8-19	.421	5-9	.556	0-0	.000	2	13	15	3.8	11	0	2	3	0	4	21	5.3		
21	ABBEY, Obomate	4-0	67:59	17.0	5-15	.333	2-6	.333	2-4	.500	1	10	11	2.8	4	0	8	5	0	3	14	3.5		
10	HOWARD, Jahki	1-0	04:59	5.0	1-1	1.000	0-0	.000	0-0	.000	0	0	0	0.0	1	0	0	0	0	0	2	2.0		
32	OKONKWO, James	4-3	83:27	20.9	2-5	.400	0-0	.000	3-4	.750	10	8	18	4.5	7	0	2	2	1	2	7	1.8		
31	TRAORE, Ibrahima	2-0	10:58	5.5	1-3	.333	0-0	.000	0-0	.000	0	2	2	1.0	0	0	0	0	0	1	2	1.0		
7	HAYES, Josh	4-1	50:07	12.5	1-4	.250	0-0	.000	1-2	.500	3	2	5	1.3	8	0	1	0	4	0	3	0.8		
9	HUANG, Jerry	1-0	00:47	0.8	0-0	.000	0-0	.000	0-0	.000	0	0	0	0.0	0	0	0	0	0	0	0	0.0		
Team											12	6	18				3							
Total		4	800		101-247	.409	32-93	.344	50-73	.685	44	87	131	32.8	62	0	45	42	6	29	284	71.0		
Opponents		4	800		117-240	.488	31-88	.352	61-70	.871	38	112	150	37.5	55	0	63	42	26	17	326	81.5		

Team Statistics

	UTAH	OPP
Scoring	284	326
Points per game	71.0	81.5
Scoring margin	-10.5	-
Field goals-att	101-247	117-240
Field goal pct	.409	.488
3 point fg-att	32-93	31-88
3-point FG pct	.344	.352
3-pt FG made per game	8.0	7.8
Free throws-att	50-73	61-70
Free throw pct	.685	.871
F-Throws made per game	12.5	15.3
Rebounds	131	150
Rebounds per game	32.8	37.5
Rebounding margin	-4.8	-
Assists	45	63
Assists per game	11.3	15.8
Turnovers	42	42
Turnovers per game	10.5	10.5
Turnover margin	0.0	-
Assist/turnover ratio	1.1	1.5
Steals	29	17
Steals per game	7.3	4.3
Blocks	6	26
Blocks per game	1.5	6.5
Winning streak	0	-
Home win streak	0	-
Attendance	0	31075
Home games-Avg/Game	0-0	4-7769
Neutral site-Avg/Game	-	0-0

Team Results

Date	Opponent		Score	Att.
12/02/2025	at California	L	72-79	2783
12/29/2025	at Washington	L	65-74	7721
01/07/2026	at Colorado	L	73-85	6768
01/14/2026	at Texas Tech	L	74-88	13803



2025-26 NEUTRAL STATISTICS

Game Records

Record	Overall	Home	Away	Neutral
ALL GAMES	1-2	0-0	0-0	1-2
CONFERENCE	0-0	0-0	0-0	0-0
NON-CONFERENCE	1-2	0-0	0-0	1-2

Score by Periods

Team	1st	2nd	OT	TOT
Utah	112	95	0	207
Opponents	99	125	0	224

Team Box Score

No.	Player				Total		3-Point		F-Throw		Rebounds											
		GP-GS	MIN	AVG	FG-FGA	FG%	3FG-3FGA	3FG%	FT-FTA	FT%	OFF	DEF	TOT	AVG	PF	DQ	A	TO	BLK	STL	PTS	AVG
3	MCHENRY, Don	3-3	96:59	32.3	24-38	.632	11-16	.688	13-16	.813	2	5	7	2.3	2	0	4	6	0	3	72	24.0
2	BROWN, Terrence	3-3	88:32	29.5	13-37	.351	4-9	.444	15-21	.714	0	3	3	1.0	6	0	9	5	0	2	45	15.0
8	DAWES, Keanu	3-3	82:52	27.6	8-17	.471	0-7	.000	7-10	.700	3	18	21	7.0	6	0	6	4	3	2	23	7.7
0	TRAORE, Seydou	3-3	84:12	28.1	6-18	.333	2-6	.333	3-4	.750	1	10	11	3.7	12	2	4	11	0	3	17	5.7
6	PATRICK, Jacob	2-0	38:58	19.5	4-10	.400	3-7	.429	0-0	.000	1	3	4	2.0	3	0	0	2	0	1	11	5.5
13	SANDERS, Kendyl	3-0	60:24	20.1	5-14	.357	2-8	.250	1-6	.167	4	15	19	6.3	9	0	4	1	4	1	13	4.3
7	HAYES, Josh	3-2	34:13	11.4	4-6	.667	0-0	.000	4-4	1.000	2	3	5	1.7	5	0	1	2	3	0	12	4.0
32	OKONKWO, James	3-1	59:22	19.8	4-6	.667	0-0	.000	0-0	.000	8	8	16	5.3	1	0	1	2	2	2	8	2.7
21	ABBEY, Obomate	3-0	49:23	16.5	2-11	.182	1-5	.200	1-1	1.000	1	1	2	0.7	7	0	7	3	0	1	6	2.0
10	HOWARD, Jahki	1-0	05:05	5.1	0-0	.000	0-0	.000	0-0	.000	0	1	1	1.0	1	0	0	1	0	0	0	0.0
Team											4	7	11				4					
Total		3	600		70-157	.446	23-58	.397	44-62	.710	26	74	100	33.3	52	2	36	41	12	15	207	69.0
Opponents		3	600		84-179	.469	14-49	.286	42-58	.724	28	67	95	31.7	50	0	38	25	12	22	224	74.7

Team Statistics

	UTAH	OPP
Scoring		
Points per game	207	224
Scoring margin	69.0	74.7
Field goals-att	70-157	84-179
Field goal pct	.446	.469
3 point fg-att	23-58	14-49
3-point FG pct	.397	.286
3-pt FG made per game	7.7	4.7
Free throws-att	44-62	42-58
Free throw pct	.710	.724
F-Throws made per game	14.7	14.0
Rebounds	100	95
Rebounds per game	33.3	31.7
Rebounding margin	+1.7	-
Assists	36	38
Assists per game	12.0	12.7
Turnovers	41	25
Turnovers per game	13.7	8.3
Turnover margin	-5.3	-
Assist/turnover ratio	0.9	1.5
Steals	15	22
Steals per game	5.0	7.3
Blocks	12	12
Blocks per game	4.0	4.0
Winning streak	0	-
Home win streak	0	-
Attendance	0	0
Home games-Avg/Game	0-0	0-0
Neutral site-Avg/Game	-	3-970

Team Results

Date	Opponent		Score	Att.
11/25/2025	vs Grand Canyon	L	58-68	0
11/26/2025	vs Ole Miss	W	75-74	0
12/13/2025	vs Mississippi St.	L	74-82	2911





2025-26 GAME-BY-GAME STARTERS

GAME	OPPONENT	RESULT	UTAH RANK	LINE-UP					
				RECORD	1	2	3	4	5
1	San Jose State	W, 84-75	--	1-0	Terrence Brown	Don McHenry	Seydou Traore	Keanu Dawes	Josh Hayes
2	Weber State	W, 92-89 (OT)	--	2-0	Terrence Brown	Don McHenry	Seydou Traore	Keanu Dawes	Josh Hayes
3	Holy Cross	W, 87-69	--	3-0	Terrence Brown	Don McHenry	Seydou Traore	Keanu Dawes	Josh Hayes
4	Sam Houston	W, 85-79	--	4-0	Terrence Brown	Don McHenry	Seydou Traore	Keanu Dawes	Josh Hayes
5	Purdue Fort Wayne	W, 85-77	--	5-0	Terrence Brown	Don McHenry	Seydou Traore	Keanu Dawes	Josh Hayes
6	Cal Poly	L, 92-85	--	5-1	Terrence Brown	Don McHenry	Seydou Traore	Keanu Dawes	Josh Hayes
7	vs. Grand Canyon [1]	L, 68-58	--	5-2	Terrence Brown	Don McHenry	Seydou Traore	Keanu Dawes	Josh Hayes
8	vs. #RV/RV Ole Miss [1]	W, 75-74	--	6-2	Terrence Brown	Don McHenry	Seydou Traore	Keanu Dawes	Josh Hayes
9	at #RV/- Cal	L, 79-72	--	6-2	Terrence Brown	Don McHenry	Seydou Traore	Keanu Dawes	Josh Hayes
10	Cal Baptist	W, 91-85	--	1-0	Terrence Brown	Don McHenry	Jacob Patrick	Keanu Dawes	Josh Hayes
11	vs. Mississippi State	L, 82-74	--	0-1	Terrence Brown	Don McHenry	Seydou Traore	Keanu Dawes	James Okonkwo
12	Eastern Washington	W, 101-77	--	1-1	Terrence Brown	Don McHenry	Seydou Traore	Keanu Dawes	James Okonkwo
13	at Washington	L, 74-65	--	1-2	Terrence Brown	Don McHenry	Seydou Traore	Keanu Dawes	James Okonkwo
14	#1/2 Arizona*	L, 97-78	--	1-3	Terrence Brown	Don McHenry	Seydou Traore	Keanu Dawes	James Okonkwo
15	at Colorado*	L, 85-73	--	1-4	Terrence Brown	Don McHenry	Seydou Traore	Keanu Dawes	James Okonkwo
16	#9/9 BYU*	L, 89-84	--	1-5	Terrence Brown	Don McHenry	Seydou Traore	Keanu Dawes	James Okonkwo
17	at #15/14 Texas Tech*	L, 88-74	--	1-6	Terrence Brown	Don McHenry	Seydou Traore	Keanu Dawes	James Okonkwo
18	TCU*	W, 82-79	--	2-6	Terrence Brown	Don McHenry	Seydou Traore	Keanu Dawes	James Okonkwo
19	at Kansas State*								
20	at BYU								
21	Oklahoma State*								
22	Arizona State*								
23	at Kansas*								
24	Houston*								
25	at Cincinnati*								
26	at West Virginia*								
27	UCF*								
28	Iowa State*								
29	at Arizona State*								
30	Colorado*								
31	at Baylor*								
32	vs. TBD^								

*- Big 12 Game

^ - Big 12 Tournament Game

1 - Acrisure Series [Palm Desert, CA]



UTAH GAME-BY-GAME

				Total		3-Pointers		Free throws		Rebounds											
Opponent	Date	Score		FG-FGA	PCT	3FG-3FGA	PCT	FT-FTA	PCT	OFF	DEF	TOT	AVG	PF	A	TO	BLK	STL	PTS	AVG	
San Jose St.	11/03/2025	84-75	W	31-62	.500	10-25	.400	12-19	.632	13	27	40	40.0	19	18	11	4	7	84	84.0	
Weber St.	11/08/2025	92-89	Wot	31-77	.403	9-32	.281	21-32	.656	19	30	49	44.5	21	12	13	6	3	92	88.0	
Holy Cross	11/10/2025	87-69	W	32-60	.533	8-24	.333	15-19	.789	7	33	40	43.0	18	15	6	5	5	87	87.7	
Sam Houston	11/15/2025	85-79	W	26-60	.433	9-27	.333	24-30	.800	16	30	46	43.8	14	14	15	3	6	85	87.0	
Purdue Fort Wayne	11/18/2025	85-77	W	29-56	.518	12-29	.414	15-19	.789	10	23	33	41.6	12	17	11	5	8	85	86.6	
Cal Poly	11/20/2025	85-92	L	29-63	.460	9-27	.333	18-22	.818	6	26	32	40.0	26	18	16	5	7	85	86.3	
vs Grand Canyon	11/25/2025	58-68	L	21-51	.412	5-16	.313	11-18	.611	8	32	40	40.0	24	9	14	5	3	58	82.3	
vs Ole Miss	11/26/2025	75-74	W	25-53	.472	10-19	.526	15-20	.750	10	17	27	38.4	17	16	13	2	6	75	81.4	
at California	12/02/2025	72-79	L	25-59	.424	8-28	.286	14-19	.737	10	22	32	37.7	19	15	10	1	7	72	80.3	
California Baptist	12/06/2025	91-85	W	27-55	.491	8-20	.400	29-37	.784	10	20	30	36.9	18	14	9	4	8	91	81.4	
vs Mississippi St.	12/13/2025	74-82	L	24-53	.453	8-23	.348	18-24	.750	8	25	33	36.5	11	11	14	5	6	74	80.7	
Eastern Wash.	12/20/2025	101-77	W	39-57	.684	11-21	.524	12-17	.706	5	26	31	36.1	18	23	10	4	6	101	82.4	
at Washington	12/29/2025	65-74	L	25-64	.391	7-24	.292	8-14	.571	14	22	36	36.1	16	9	12	3	7	65	81.1	
Arizona	01/03/2026	78-97	L	31-70	.443	5-17	.294	11-12	.917	10	20	30	35.6	16	13	12	2	5	78	80.9	
at Colorado	01/07/2026	73-85	L	26-66	.394	5-16	.313	16-23	.696	14	21	35	35.6	18	11	7	2	9	73	80.3	
BYU	01/10/2026	84-89	L	30-65	.462	6-22	.273	18-21	.857	10	23	33	35.4	22	14	9	3	6	84	80.6	
at Texas Tech	01/14/2026	74-88	L	25-58	.431	12-26	.462	12-17	.706	6	22	28	35.0	9	10	13	0	6	74	80.2	
TCU	01/17/2026	82-79	W	30-59	.508	9-24	.375	13-22	.591	14	26	40	35.3	19	17	13	1	3	82	80.3	
Total		1445		506-1088	.465	151-420	.360	282-385	.732	190	445	635	35.3	317	256	208	60	108	1445	80.3	
Opponents		1458		540-1144	.472	129-384	.336	249-357	.697	216	447	663	36.8	306	247	190	76	109	1458	81.0	

Utah Averages

Games Played	Points/game	FG Pct	3FG Pct	FT Pct	Rebounds/game	Assists/game	Turnovers/game	Assist/Turnover ratio	Steals/game	Blocks/game
18	80.3	46.5	36.0	73.2	35.3	14.2	11.6	1.2	6.0	3.3

OPPONENT GAME-BY-GAME

				Total		3-Pointers		Free throws		Rebounds											
Opponent	Date	Score		FG-FGA	PCT	3FG-3FGA	PCT	FT-FTA	PCT	OFF	DEF	TOT	AVG	PF	A	TO	BLK	STL	PTS	AVG	
San Jose St.	11/03/2025	84-75	W	30-65	.462	6-20	.300	9-18	.500	13	23	36	36.0	19	8	11	1	6	75	75.0	
Weber St.	11/08/2025	92-89	Wot	33-73	.452	6-20	.300	17-28	.607	17	35	52	44.0	26	12	15	3	7	89	82.8	
Holy Cross	11/10/2025	87-69	W	25-57	.439	9-26	.346	10-21	.476	5	23	28	38.7	17	11	8	0	4	69	77.7	
Sam Houston	11/15/2025	85-79	W	30-70	.429	8-23	.348	11-13	.846	12	21	33	37.3	20	10	10	8	9	79	78.0	
Purdue Fort Wayne	11/18/2025	85-77	W	31-65	.477	9-27	.333	6-8	.750	12	19	31	36.0	15	13	10	4	8	77	77.8	
Cal Poly	11/20/2025	85-92	L	30-60	.500	14-25	.560	18-31	.581	10	32	42	37.0	21	13	19	5	8	92	80.2	
vs Grand Canyon	11/25/2025	58-68	L	23-58	.397	0-10	.000	22-32	.688	10	23	33	36.4	17	9	6	3	7	68	78.4	
vs Ole Miss	11/26/2025	75-74	W	28-56	.500	4-14	.286	14-17	.824	10	20	30	35.6	18	15	11	6	5	74	77.9	
at California	12/02/2025	72-79	L	25-55	.455	7-18	.389	22-24	.917	8	28	36	35.7	18	12	10	3	4	79	78.0	
California Baptist	12/06/2025	91-85	W	33-72	.458	7-21	.333	12-19	.632	23	24	47	36.8	23	14	12	3	1	85	78.7	
vs Mississippi St.	12/13/2025	74-82	L	33-65	.508	10-25	.400	6-9	.667	8	24	32	36.4	15	14	8	3	10	82	79.0	
Eastern Wash.	12/20/2025	101-77	W	28-70	.400	8-26	.308	13-19	.684	18	16	34	36.2	14	13	10	1	5	77	78.8	
at Washington	12/29/2025	65-74	L	27-53	.509	3-15	.200	17-20	.850	4	28	32	35.8	10	13	10	9	4	74	78.5	
Arizona	01/03/2026	78-97	L	37-69	.536	7-18	.389	16-21	.762	14	29	43	36.4	13	18	9	7	11	97	79.8	
at Colorado	01/07/2026	73-85	L	29-62	.468	8-24	.333	19-21	.905	13	28	41	36.7	15	16	11	6	5	85	80.1	
BYU	01/10/2026	84-89	L	32-64	.500	6-26	.231	19-29	.655	16	25	41	36.9	15	16	11	4	4	89	80.7	
at Texas Tech	01/14/2026	74-88	L	36-70	.514	13-31	.419	3-5	.600	13	28	41	37.2	12	24	11	8	4	88	81.1	
TCU	01/17/2026	82-79	W	30-60	.500	4-15	.267	15-22	.682	10	21	31	36.8	18	16	8	2	7	79	81.0	
Total		1458		540-1144	.472	129-384	.336	249-357	.697	216	447	663	36.8	306	247	190	76	109	1458	81.0	
Utah		1445		506-1088	.465	151-420	.360	282-385	.732	190	445	635	35.3	317	256	208	60	108	1445	80.3	

Opponents Averages

Games Played	Points/game	FG Pct	3FG Pct	FT Pct	Rebounds/game	Assists/game	Turnovers/game	Assist/Turnover ratio	Steals/game	Blocks/game
18	81.0	47.2	33.6	69.7	36.8	13.7	10.6	1.3	6.1	4.2



2025-26 TEAM/OPP HIGHS / LOWS

Utah - Game Highs

POINTS	101	Eastern Wash. (12/20/2025)
	92	Weber St. (11/08/2025)
	91	California Baptist (12/06/2025)
	87	Holy Cross (11/10/2025)
	85	Cal Poly (11/20/2025)
	85	Purdue Fort Wayne (11/18/2025)
	85	Sam Houston (11/15/2025)
FIELD GOALS MADE	39	Eastern Wash. (12/20/2025)
	32	Holy Cross (11/10/2025)
FIELD GOAL ATTEMPTS	77	Weber St. (11/08/2025)
	70	Arizona (01/03/2026)
FIELD GOAL PERCENTAGE	.684 (39-57)	Eastern Wash. (12/20/2025)
	.533 (32-60)	Holy Cross (11/10/2025)
3 PT FG MADE	12	at Texas Tech (01/14/2026)
	12	Purdue Fort Wayne (11/18/2025)
3 PT FG ATTEMPTS	32	Weber St. (11/08/2025)
	29	Purdue Fort Wayne (11/18/2025)
3 PT FG PERCENTAGE	.526 (10-19)	vs Ole Miss (N) (11/26/2025)
	.524 (11-21)	Eastern Wash. (12/20/2025)
FREE THROWS MADE	29	California Baptist (12/06/2025)
	24	Sam Houston (11/15/2025)
FREE THROW ATTEMPTS	37	California Baptist (12/06/2025)
	32	Weber St. (11/08/2025)
FREE THROW PERCENTAGE	.917 (11-12)	Arizona (01/03/2026)
	.857 (18-21)	BYU (01/10/2026)
REBOUNDS	49	Weber St. (11/08/2025)
	46	Sam Houston (11/15/2025)
ASSISTS	23	Eastern Wash. (12/20/2025)
	18	Cal Poly (11/20/2025)
	18	San Jose St. (11/03/2025)
STEALS	9	at Colorado (01/07/2026)
	8	California Baptist (12/06/2025)
	8	Purdue Fort Wayne (11/18/2025)
BLOCKED SHOTS	6	Weber St. (11/08/2025)
	5	vs Mississippi St. (N) (12/13/2025)
	5	vs Grand Canyon (N) (11/25/2025)
	5	Cal Poly (11/20/2025)
	5	Purdue Fort Wayne (11/18/2025)
	5	Holy Cross (11/10/2025)
TURNOVERS	16	Cal Poly (11/20/2025)
	15	Sam Houston (11/15/2025)
FOULS	26	Cal Poly (11/20/2025)
	24	vs Grand Canyon (N) (11/25/2025)

Opponent - Game Highs

POINTS	97	Arizona (01/03/2026)
	92	Cal Poly (11/20/2025)
	89	BYU (01/10/2026)
	89	Weber St. (11/08/2025)
	88	at Texas Tech (01/14/2026)
FIELD GOALS MADE	37	Arizona (01/03/2026)
	36	at Texas Tech (01/14/2026)
FIELD GOAL ATTEMPTS	73	Weber St. (11/08/2025)
	72	California Baptist (12/06/2025)
FIELD GOAL PERCENTAGE	.536 (37-69)	Arizona (01/03/2026)
	.514 (36-70)	at Texas Tech (01/14/2026)
3 PT FG MADE	14	Cal Poly (11/20/2025)
	13	at Texas Tech (01/14/2026)
3 PT FG ATTEMPTS	31	at Texas Tech (01/14/2026)
	27	Purdue Fort Wayne (11/18/2025)
3 PT FG PERCENTAGE	.560 (14-25)	Cal Poly (11/20/2025)
	.419 (13-31)	at Texas Tech (01/14/2026)
FREE THROWS MADE	22	at California (12/02/2025)
	22	vs Grand Canyon (N) (11/25/2025)
FREE THROW ATTEMPTS	32	vs Grand Canyon (N) (11/25/2025)
	31	Cal Poly (11/20/2025)
FREE THROW PERCENTAGE	.917 (22-24)	at California (12/02/2025)
	.905 (19-21)	at Colorado (01/07/2026)
REBOUNDS	52	Weber St. (11/08/2025)
	47	California Baptist (12/06/2025)
ASSISTS	24	at Texas Tech (01/14/2026)
	18	Arizona (01/03/2026)
STEALS	11	Arizona (01/03/2026)
	10	vs Mississippi St. (N) (12/13/2025)
BLOCKED SHOTS	9	at Washington (12/29/2025)
	8	at Texas Tech (01/14/2026)
	8	Sam Houston (11/15/2025)
TURNOVERS	19	Cal Poly (11/20/2025)
	15	Weber St. (11/08/2025)
FOULS	26	Weber St. (11/08/2025)
	23	California Baptist (12/06/2025)

Utah - Game Lows

POINTS	58	vs Grand Canyon (N) (11/25/2025)
	65	at Washington (12/29/2025)
	72	at California (12/02/2025)
	73	at Colorado (01/07/2026)
	74	at Texas Tech (01/14/2026)
	74	vs Mississippi St. (N) (12/13/2025)
FIELD GOALS MADE	21	vs Grand Canyon (N) (11/25/2025)
	24	vs Mississippi St. (N) (12/13/2025)
FIELD GOAL ATTEMPTS	51	vs Grand Canyon (N) (11/25/2025)
	53	vs Mississippi St. (N) (12/13/2025)
	53	vs Ole Miss (N) (11/26/2025)
FIELD GOAL PERCENTAGE	.391 (25-64)	at Washington (12/29/2025)
	.394 (26-66)	at Colorado (01/07/2026)
3 PT FG MADE	5	at Colorado (01/07/2026)
	5	Arizona (01/03/2026)
	5	vs Grand Canyon (N) (11/25/2025)
3 PT FG ATTEMPTS	16	at Colorado (01/07/2026)
	16	vs Grand Canyon (N) (11/25/2025)
3 PT FG PERCENTAGE	.273 (6-22)	BYU (01/10/2026)
	.281 (9-32)	Weber St. (11/08/2025)
FREE THROWS MADE	8	at Washington (12/29/2025)
	11	Arizona (01/03/2026)
	11	vs Grand Canyon (N) (11/25/2025)
FREE THROW ATTEMPTS	12	Arizona (01/03/2026)
	14	at Washington (12/29/2025)
FREE THROW PERCENTAGE	.571 (8-14)	at Washington (12/29/2025)
	.591 (13-22)	TCU (01/17/2026)
REBOUNDS	27	vs Ole Miss (N) (11/26/2025)
	28	at Texas Tech (01/14/2026)
ASSISTS	9	at Washington (12/29/2025)
	9	vs Grand Canyon (N) (11/25/2025)
STEALS	3	TCU (01/17/2026)
	3	vs Grand Canyon (N) (11/25/2025)
	3	Weber St. (11/08/2025)
BLOCKED SHOTS	0	at Texas Tech (01/14/2026)
	1	TCU (01/17/2026)
	1	at California (12/02/2025)
TURNOVERS	6	Holy Cross (11/10/2025)
	7	at Colorado (01/07/2026)
FOULS	9	at Texas Tech (01/14/2026)
	11	vs Mississippi St. (N) (12/13/2025)

Opponent - Game Lows

POINTS	68	vs Grand Canyon (N) (11/25/2025)
	69	Holy Cross (11/10/2025)
	74	at Washington (12/29/2025)
	74	vs Ole Miss (N) (11/26/2025)
	75	San Jose St. (11/03/2025)
FIELD GOALS MADE	23	vs Grand Canyon (N) (11/25/2025)
	25	at California (12/02/2025)
	25	Holy Cross (11/10/2025)
FIELD GOAL ATTEMPTS	53	at Washington (12/29/2025)
	55	at California (12/02/2025)
FIELD GOAL PERCENTAGE	.397 (23-58)	vs Grand Canyon (N) (11/25/2025)
	.400 (28-70)	Eastern Wash. (12/20/2025)
3 PT FG MADE	0	vs Grand Canyon (N) (11/25/2025)
	3	at Washington (12/29/2025)
3 PT FG ATTEMPTS	10	vs Grand Canyon (N) (11/25/2025)
	14	vs Ole Miss (N) (11/26/2025)
3 PT FG PERCENTAGE	.000 (0-10)	vs Grand Canyon (N) (11/25/2025)
	.200 (3-15)	at Washington (12/29/2025)
FREE THROWS MADE	3	at Texas Tech (01/14/2026)
	6	vs Mississippi St. (N) (12/13/2025)
	6	Purdue Fort Wayne (11/18/2025)
FREE THROW ATTEMPTS	6	at Texas Tech (01/14/2026)
	8	Purdue Fort Wayne (11/18/2025)
FREE THROW PERCENTAGE	.476 (10-21)	Holy Cross (11/10/2025)
	.500 (9-18)	San Jose St. (11/03/2025)
REBOUNDS	28	Holy Cross (11/10/2025)
	30	vs Ole Miss (N) (11/26/2025)
ASSISTS	8	San Jose St. (11/03/2025)
	9	vs Grand Canyon (N) (11/25/2025)
STEALS	1	California Baptist (12/06/2025)
	4	at Texas Tech (01/14/2026)
	4	BYU (01/10/2026)
	4	at Washington (12/29/2025)
	4	at California (12/02/2025)
	4	Holy Cross (11/10/2025)
BLOCKED SHOTS	0	Holy Cross (11/10/2025)
	1	Eastern Wash. (12/20/2025)
	1	San Jose St. (11/03/2025)
TURNOVERS	6	vs Grand Canyon (N) (11/25/2025)
	8	TCU (01/17/2026)
	8	vs Mississippi St. (N) (12/13/2025)
	8	Holy Cross (11/10/2025)
FOULS	10	at Washington (12/29/2025)
	12	at Texas Tech (01/14/2026)





2025-26 TEAM/OPP INDIVIDUAL HIGHS

Utah - Individual Game Highs

POINTS	36	Terrence Brown vs Weber St. (11/08/2025)
	29	Don McHenry vs Mississippi St. (N) (12/13/2025)
	29	Terrence Brown vs Cal Poly (11/20/2025)
	27	Don McHenry vs Eastern Wash. (12/20/2025)
	27	Terrence Brown vs California Baptist (12/06/2025)
	27	Don McHenry vs Ole Miss (N) (11/26/2025)
	27	Terrence Brown vs Purdue Fort Wayne (11/18/2025)
FIELD GOALS MADE	13	Terrence Brown vs Weber St. (11/08/2025)
	11	Terrence Brown vs Cal Poly (11/20/2025)
FIELD GOAL ATTEMPTS	23	Terrence Brown vs Weber St. (11/08/2025)
	22	Don McHenry at Colorado (01/07/2026)
	22	Don McHenry vs Weber St. (11/08/2025)
FIELD GOAL PERCENTAGE (min 5 made)	1.000	(9-9) Keanu Dawes vs Eastern Wash. (12/20/2025)
	.833	(5-6) Kendyl Sanders vs Eastern Wash. (12/20/2025)
3 PT FG MADE	6	Don McHenry vs Eastern Wash. (12/20/2025)
	5	Don McHenry vs Mississippi St. (N) (12/13/2025)
	5	Don McHenry vs Ole Miss (N) (11/26/2025)
	5	Terrence Brown vs Purdue Fort Wayne (11/18/2025)
	5	Seydou Traore vs San Jose St. (11/03/2025)
3 PT FG ATTEMPTS	11	Don McHenry vs Weber St. (11/08/2025)
	9	Don McHenry vs Eastern Wash. (12/20/2025)
	9	Don McHenry vs Mississippi St. (N) (12/13/2025)
	9	Don McHenry at California (12/02/2025)
3 PT FG PERCENTAGE (min 2 made)	1.000	(3-3) Jacob Patrick vs California Baptist (12/06/2025)
	1.000	(2-2) Kendyl Sanders at Texas Tech (01/14/2026)
FREE THROWS MADE	13	Terrence Brown vs Sam Houston (11/15/2025)
	10	Terrence Brown vs Weber St. (11/08/2025)
FREE THROW ATTEMPTS	15	Terrence Brown vs Sam Houston (11/15/2025)
	15	Terrence Brown vs Weber St. (11/08/2025)
FREE THROW PERCENTAGE (min 3 made)	1.000	(8-8) Terrence Brown vs Purdue Fort Wayne (11/18/2025)
	1.000	(5-5) Terrence Brown vs BYU (01/10/2026)
	1.000	(5-5) Terrence Brown vs Arizona (01/03/2026)
	1.000	(5-5) Obomate Abbey vs California Baptist (12/06/2025)
	1.000	(5-5) Seydou Traore at California (12/02/2025)
	1.000	(5-5) Don McHenry vs Cal Poly (11/20/2025)
	1.000	(4-4) Terrence Brown at Texas Tech (01/14/2026)
	1.000	(4-4) Josh Hayes vs Ole Miss (N) (11/26/2025)
	1.000	(4-4) Terrence Brown vs San Jose St. (11/03/2025)
	1.000	(3-3) Don McHenry at Texas Tech (01/14/2026)
	1.000	(3-3) Keanu Dawes vs Arizona (01/03/2026)
	1.000	(3-3) Keanu Dawes vs Mississippi St. (N) (12/13/2025)
	1.000	(3-3) Keanu Dawes vs Cal Poly (11/20/2025)
REBOUNDS	15	Keanu Dawes vs Sam Houston (11/15/2025)
	14	Keanu Dawes vs TCU (01/17/2026)
	14	Keanu Dawes vs Weber St. (11/08/2025)
ASSISTS	11	Terrence Brown vs Eastern Wash. (12/20/2025)
	8	Terrence Brown vs San Jose St. (11/03/2025)
STEALS	4	Terrence Brown at Washington (12/29/2025)
	4	Terrence Brown vs Eastern Wash. (12/20/2025)
	4	Terrence Brown vs California Baptist (12/06/2025)
	4	Terrence Brown vs Purdue Fort Wayne (11/18/2025)
	4	Seydou Traore vs San Jose St. (11/03/2025)
	3	Keanu Dawes vs Mississippi St. (N) (12/13/2025)
BLOCKED SHOTS	2	Terrence Brown vs BYU (01/10/2026)
	2	Josh Hayes at Colorado (01/07/2026)
	2	Keanu Dawes vs Arizona (01/03/2026)
	2	James Okonkwo vs Eastern Wash. (12/20/2025)
	2	Kendyl Sanders vs Mississippi St. (N) (12/13/2025)
	2	Josh Hayes vs Ole Miss (N) (11/26/2025)
	2	Kendyl Sanders vs Grand Canyon (N) (11/25/2025)
	2	James Okonkwo vs Grand Canyon (N) (11/25/2025)
	2	Josh Hayes vs Cal Poly (11/20/2025)
	2	Josh Hayes vs Purdue Fort Wayne (11/18/2025)
	2	Josh Hayes vs Sam Houston (11/15/2025)
	2	Jacob Patrick vs Holy Cross (11/10/2025)
	2	Josh Hayes vs Holy Cross (11/10/2025)
	2	Josh Hayes vs Weber St. (11/08/2025)
	2	Kendyl Sanders vs San Jose St. (11/03/2025)
	2	Seydou Traore vs San Jose St. (11/03/2025)
TURNOVERS	6	Seydou Traore vs Cal Poly (11/20/2025)
	5	Terrence Brown vs Arizona (01/03/2026)
	5	Terrence Brown at Washington (12/29/2025)
FOULS	5	James Okonkwo vs TCU (01/17/2026)
	5	Keanu Dawes vs BYU (01/10/2026)
	5	Seydou Traore vs Ole Miss (N) (11/26/2025)
	5	Seydou Traore vs Grand Canyon (N) (11/25/2025)
	5	Seydou Traore vs Cal Poly (11/20/2025)
	5	Keanu Dawes vs Weber St. (11/08/2025)
	5	Keanu Dawes vs San Jose St. (11/03/2025)

Opponent - Individual Game Highs

POINTS	31	JT Toppin at Texas Tech (01/14/2026)
	31	Dominique Daniels Jr. vs California Baptist (12/06/2025)
	29	Ja'Borri McGhee vs Mississippi St. (N) (12/13/2025)
	28	Cayden Ward vs Cal Poly (11/20/2025)
	26	Christian Anderson at Texas Tech (01/14/2026)
	26	Hamad Mousa vs Cal Poly (11/20/2025)
FIELD GOALS MADE	14	JT Toppin at Texas Tech (01/14/2026)
	13	Dominique Daniels Jr. vs California Baptist (12/06/2025)
FIELD GOAL ATTEMPTS	28	Dominique Daniels Jr. vs California Baptist (12/06/2025)
	23	JT Toppin at Texas Tech (01/14/2026)
FIELD GOAL PERCENTAGE (min 5 made)	.857	(6-7) Tobe Awaka vs Arizona (01/03/2026)
	.833	(5-6) Keba Keita vs BYU (01/10/2026)
3 PT FG MADE	6	Christian Anderson at Texas Tech (01/14/2026)
	5	Ja'Borri McGhee vs Mississippi St. (N) (12/13/2025)
	5	Joe Nugent vs Holy Cross (11/10/2025)
3 PT FG ATTEMPTS	11	Christian Anderson at Texas Tech (01/14/2026)
	9	Donovan Atwell at Texas Tech (01/14/2026)
	9	Jayden Epps vs Mississippi St. (N) (12/13/2025)
	9	Joe Nugent vs Holy Cross (11/10/2025)
3 PT FG PERCENTAGE (min 2 made)	1.000	(4-4) Hamad Mousa vs Cal Poly (11/20/2025)
	1.000	(2-2) Tobe Awaka vs Arizona (01/03/2026)
FREE THROWS MADE	9	Sebastian Rancik at Colorado (01/07/2026)
	8	AJ Dybantsa vs BYU (01/10/2026)
	8	Hannes Steinbach at Washington (12/29/2025)
	8	Jaden Henley vs Grand Canyon (N) (11/25/2025)
FREE THROW ATTEMPTS	12	AJ Dybantsa vs BYU (01/10/2026)
	11	Cayden Ward vs Cal Poly (11/20/2025)
FREE THROW PERCENTAGE (min 3 made)	1.000	(9-9) Sebastian Rancik at Colorado (01/07/2026)
	1.000	(7-7) Dai Dai Ames at California (12/02/2025)
	1.000	(5-5) Tyler Boston vs Holy Cross (11/10/2025)
	1.000	(5-5) Isaiah Johnson at Colorado (01/07/2026)
	1.000	(4-4) Brayden Burries vs Arizona (01/03/2026)
	1.000	(4-4) Zoom Diallo at Washington (12/29/2025)
	1.000	(4-4) Justin Phippen at California (12/02/2025)
	1.000	(4-4) Ilias Kamardine vs Ole Miss (N) (11/26/2025)
	1.000	(4-4) Tijan Saine Jr. vs Weber St. (11/08/2025)
	1.000	(4-4) Yaphet Moundi vs San Jose St. (11/03/2025)
REBOUNDS	14	Richie Saunders vs BYU (01/10/2026)
	13	JT Toppin at Texas Tech (01/14/2026)
	13	Yaphet Moundi vs San Jose St. (11/03/2025)
ASSISTS	12	Christian Anderson at Texas Tech (01/14/2026)
	7	JT Toppin at Texas Tech (01/14/2026)
	7	Zoom Diallo at Washington (12/29/2025)
	7	DeAndre Craig vs Purdue Fort Wayne (11/18/2025)
STEALS	4	Kashie Natt vs Sam Houston (11/15/2025)
	3	Ivan Kharchenkov vs Arizona (01/03/2026)
	3	Koa Peat vs Arizona (01/03/2026)
	3	Shawn Jones Jr. vs Mississippi St. (N) (12/13/2025)
	3	Makail Williams vs Grand Canyon (N) (11/25/2025)
	3	Peter Bandell vs Cal Poly (11/20/2025)
	3	Edwin Suarez Jr. vs Weber St. (11/08/2025)
	3	Colby Garland vs San Jose St. (11/03/2025)
BLOCKED SHOTS	6	Franck Kepnang at Washington (12/29/2025)
	5	JT Toppin at Texas Tech (01/14/2026)
TURNOVERS	6	Cayden Ward vs Cal Poly (11/20/2025)
	4	Hannes Steinbach at Washington (12/29/2025)
	4	Kiree Huie vs Eastern Wash. (12/20/2025)
	4	Edwin Suarez Jr. vs Weber St. (11/08/2025)
	4	Adrian Myers vs San Jose St. (11/03/2025)
FOULS	5	Jayden Pierre vs TCU (01/17/2026)
	5	Dominique Daniels Jr. vs California Baptist (12/06/2025)
	5	Jonathan Griman vs California Baptist (12/06/2025)
	5	Jordan Muller vs California Baptist (12/06/2025)
	5	Joe Nugent vs Holy Cross (11/10/2025)
	5	Nigel Burris vs Weber St. (11/08/2025)



2025-26 POINTS-REBOUNDS-ASSISTS

Opponent	Date	Score		0	1	2	3	6	7	8	9	10	11	13
				TRAORE,SEY	MOORE,ELIJ	BROWN,TERR	MCHENRY,DO	PATRICK,JA	HAYES,JOSH	DAWES,KEAN	HUANG,JERR	HOWARD,JAH	LANGARITA,	SANDERS,KE
San Jose St.	11/03/2025	84-75	W	23-1-3	0-0-0	12-3-8	16-9-2	6-2-0	3-3-0	12-9-3	DNP	DNP	DNP	9-7-0
Weber St.	11/08/2025	92-89	Wot	0-3-1	DNP	36-4-3	26-6-1	8-1-0	4-5-0	11-14-5	DNP	1-2-0	DNP	6-8-0
Holy Cross	11/10/2025	87-69	W	10-8-2	DNP	21-3-2	12-4-1	4-3-2	9-5-1	14-9-2	DNP	DNP	DNP	7-2-2
Sam Houston	11/15/2025	85-79	W	10-5-2	DNP	26-2-3	12-5-2	9-1-1	2-1-0	17-15-2	DNP	DNP	DNP	3-2-1
Purdue Fort Wayne	11/18/2025	85-77	W	17-2-2	DNP	27-2-2	18-3-6	3-0-0	4-0-0	10-10-3	DNP	DNP	DNP	4-2-1
Cal Poly	11/20/2025	85-92	L	9-5-4	DNP	29-1-3	16-2-2	7-0-0	6-2-1	10-9-2	DNP	DNP	DNP	7-2-1
vs Grand Canyon	11/25/2025	58-68	L	7-5-2	DNP	9-1-2	16-3-1	8-4-0	0-0-0	10-12-1	DNP	DNP	DNP	0-4-0
vs Ole Miss	11/26/2025	75-74	W	6-1-2	DNP	14-1-4	27-2-3	3-0-0	10-3-1	6-5-3	DNP	DNP	DNP	9-8-2
at California	12/02/2025	72-79	L	14-5-2	DNP	15-1-2	10-2-1	13-1-2	0-2-0	14-9-5	DNP	DNP	DNP	3-2-0
California Baptist	12/06/2025	91-85	W	DNP	DNP	27-2-4	21-2-0	11-2-0	3-2-0	10-6-7	DNP	2-5-1	DNP	3-1-0
vs Mississippi St.	12/13/2025	74-82	L	4-5-0	DNP	22-1-3	29-2-0	DNP	2-2-0	7-4-2	DNP	0-1-0	DNP	4-7-2
Eastern Wash.	12/20/2025	101-77	W	10-4-2	DNP	20-3-11	27-0-3	DNP	4-4-1	21-9-2	0-0-0	0-0-0	DNP	13-1-1
at Washington	12/29/2025	65-74	L	4-3-2	DNP	21-3-4	8-1-0	DNP	0-0-0	17-9-0	DNP	DNP	DNP	6-6-0
Arizona	01/03/2026	78-97	L	5-1-2	DNP	26-4-6	15-4-0	DNP	1-4-0	15-9-2	0-0-0	3-1-0	DNP	0-1-0
at Colorado	01/07/2026	73-85	L	7-0-1	DNP	16-0-3	24-7-1	DNP	0-1-0	16-7-2	DNP	2-0-0	DNP	4-6-2
BYU	01/10/2026	84-89	L	9-2-1	DNP	25-3-5	21-2-2	DNP	2-3-1	7-5-1	DNP	DNP	3-0-0	9-1-0
at Texas Tech	01/14/2026	74-88	L	3-2-0	DNP	17-1-4	18-2-1	DNP	3-2-1	18-9-2	0-0-0	DNP	DNP	8-1-0
TCU	01/17/2026	82-79	W	11-4-2	DNP	26-1-2	12-1-4	DNP	5-2-0	10-14-3	DNP	DNP	DNP	9-3-2

Opponent	Date	Score		21	31	32
				ABBEY,OBOM	TRAORE,IBR	OKONKWO,JA
San Jose St.	11/03/2025	84-75	W	3-0-2	DNP	DNP
Weber St.	11/08/2025	92-89	Wot	0-0-2	DNP	DNP
Holy Cross	11/10/2025	87-69	W	10-6-3	DNP	DNP
Sam Houston	11/15/2025	85-79	W	5-0-3	DNP	1-7-0
Purdue Fort Wayne	11/18/2025	85-77	W	0-3-2	DNP	2-10-1
Cal Poly	11/20/2025	85-92	L	0-3-5	DNP	1-3-0
vs Grand Canyon	11/25/2025	58-68	L	0-0-3	DNP	8-8-0
vs Ole Miss	11/26/2025	75-74	W	0-1-1	DNP	0-4-0
at California	12/02/2025	72-79	L	1-3-3	DNP	2-2-0
California Baptist	12/06/2025	91-85	W	7-1-1	DNP	7-5-1
vs Mississippi St.	12/13/2025	74-82	L	6-1-3	DNP	0-4-1
Eastern Wash.	12/20/2025	101-77	W	0-2-3	2-1-0	4-3-0
at Washington	12/29/2025	65-74	L	4-4-2	2-0-0	3-6-1
Arizona	01/03/2026	78-97	L	5-2-2	6-0-0	2-3-1
at Colorado	01/07/2026	73-85	L	2-1-1	0-2-0	2-6-1
BYU	01/10/2026	84-89	L	4-1-2	DNP	4-13-2
at Texas Tech	01/14/2026	74-88	L	7-3-2	DNP	0-4-0
TCU	01/17/2026	82-79	W	5-2-4	DNP	4-6-0



2025-26 SPECIALTY STATS

DATE	OPPONENT	POINTS OFF T/O		POINTS IN THE PAINT		SECOND CHANCE POINTS		FAST BREAK POINTS		BENCH POINTS	
		UTAH	OPP.	UTAH	OPP.	UTAH	OPP.	UTAH	OPP.	UTAH	OPP.
11/3/25	San Jose State	20	10	42	44	13	11	20	14	18	23
11/8/25	Weber State	16	11	42	52	23	20	9	18	15	30
11/10/25	Holy Cross	5	10	44	26	8	7	5	6	21	14
11/15/25	Sam Houston	17	18	32	36	9	10	16	23	18	34
11/18/25	Purdue Fort Wayne	10	16	34	42	7	8	17	14	9	14
11/20/25	Cal Poly	15	12	38	32	6	11	20	18	15	25
11/25/25	vs. Grand Canyon	0	17	30	40	11	10	5	8	16	20
11/26/25	#RV/RV Ole Miss	12	9	26	40	4	11	8	5	12	23
12/2/25	at #RV/-- Cal	12	13	30	28	10	10	13	10	19	3
12/6/25	Cal Baptist	19	12	28	48	13	31	15	2	19	24
12/13/25	vs. Mississippi State	14	22	26	46	5	7	10	9	12	39
12/20/25	Eastern Washington	12	8	52	38	10	13	22	2	10	23
12/29/25	at Washington	13	11	26	38	15	6	9	6	12	0
1/3/25	#1/2 Arizona*	9	18	42	52	11	15	6	15	15	25
1/7/25	at Colorado*	10	11	40	36	15	11	5	12	8	33
1/10/25	#9/9 BYU*	15	12	34	46	14	19	8	16	18	3
1/14/25	at #15/14 Texas Tech*	14	18	24	36	6	14	4	6	18	2
1/17/25	TCU*	9	15	36	52	12	7	4	8	19	31
1/20/25	at Kansas State*										
1/24/25	at BYU*										
1/31/25	Oklahoma State*										
2/4/25	Ariznoa State*										
2/7/25	at Kansas*										
2/10/25	Houston*										
2/15/25	at Cincinnati*										
2/18/25	at West Virginia*										
2/21/25	UCF*										
2/24/25	Iowa State*										
2/28/25	at Arizona State*										
3/3/25	Colorado*										
3/7/25	at Baylor*										
TOTALS		222	243	626	732	192	221	196	192	274	366
AVERAGE		12.3	13.5	34.8	40.7	10.7	12.3	10.9	10.7	15.2	20.3

* BIG 12 GAME

^ BIG 12 TOURNAMENT GAME





#0

**TRAORE
SEYDOU**Junior • Forward • 6-6 • 222
Bronx, N.Y. • Our Saviour Lutheran
Manhattan • Iowa

Stat	2025-26 Season High	Career High
Points	23, SAN JOSE STATE, 11/3/25	SAME
Rebounds	8, HOLY CROSS, 11/10/25	17, vs. FAIRLEIGH DICKINSON, 12/8/23
Assists	4, CAL POLY, 11/20/25	6, 3x, Last vs. NEW HAMPSHIRE, 12/30/24
Blocks	2, SAN JOSE STATE, 11/3/25	4, 2x, Last vs. WAGNER, 12/30/23
Steals	4, SAN JOSE STATE, 11/3/25	5, 2x, Last vs. CANISIUS, 3/9/24
FGs Made	9, SAN JOSE STATE, 11/3/25	9, 4x, Last vs. SAN JOSE STATE, 11/3/25
FGs Attempted	14, SAN JOSE STATE, 11/3/25	15, 3x, Last vs. CANISIUS, 3/9/24
3FGs Made	5, SAN JOSE STATE, 11/3/25	Same
3FGs Attempted	8, 2x, Last vs. PURDUE FORT WAYNE, 11/18/25	10, MARIST, 2/23/24
FTs Made	5, at Cal, 12/2/25	7, at Ohio State, 1/27/25
FTs Attempted	5, at Cal, 12/2/25	10, at Ohio State, 1/27/25

2025-26 SEASON HIGHLIGHTS

- Transferred in from Iowa
- Averaged 5.9pts, 3.0rebs, 1.4asts last season at Iowa
- Career-high 23pts on 5-8 from deep to lead Utah in season-opening win
- Nearly had a double-double with 10pts and 8rebs vs. Holy Cross
- Went 4-of-8 from 3 to help Utah secure the win over Purdue Fort Wayne
- Late scratch against Cal Baptist due to lower leg injury

- 1-of-5 Utes in double-figures in win over EWU with 10pts, 4rebs, 2asts
- First double-digit game in six contests with 11pts, 4rebs vs. TCU

2025-26 GAME-BY-GAME STATISTICS

Opponent	Date	GS	MIN	Total		3-Pointers		Free throws		Rebounds				PF	A	TO	BLK	STL	PTS	AVG
				FG-FGA	PCT	3FG-3FGA	PCT	FT-FTA	PCT	OFF	DEF	TOT	AVG							
San Jose St.	11/03/2025	*	28:00	9-14	.643	5-8	.625	0-1	.000	0	1	1	1.0	4	3	1	2	4	23	23.0
Weber St.	11/08/2025	*	34:21	0-8	.000	0-7	.000	0-0	.000	1	2	3	2.0	4	1	2	1	1	0	11.5
Holy Cross	11/10/2025	*	26:14	3-8	.375	2-4	.500	2-2	1.000	2	6	8	4.0	2	2	2	0	2	10	11.0
Sam Houston	11/15/2025	*	28:39	4-8	.500	2-3	.667	0-0	.000	2	3	5	4.3	4	2	3	0	1	10	10.8
Purdue Fort Wayne	11/18/2025	*	28:11	5-9	.556	4-8	.500	3-4	.750	0	2	2	3.8	2	2	1	1	1	17	12.0
Cal Poly	11/20/2025	*	23:09	3-8	.375	2-6	.333	1-2	.500	0	5	5	4.0	5	4	6	1	2	9	11.5
vs Grand Canyon	11/25/2025	*	27:55	3-9	.333	1-3	.333	0-0	.000	0	5	5	4.1	5	2	3	0	1	7	10.9
vs Ole Miss	11/26/2025	*	23:36	2-4	.500	0-0	.000	2-2	1.000	0	1	1	3.8	5	2	4	0	2	6	10.3
at California	12/02/2025	*	28:25	4-9	.444	1-3	.333	5-5	1.000	1	4	5	3.9	2	2	1	0	1	14	10.7
vs Mississippi St.	12/13/2025	*	32:41	1-5	.200	1-3	.333	1-2	.500	1	4	5	4.0	2	0	4	0	0	4	10.0
Eastern Wash.	12/20/2025	*	26:47	4-8	.500	2-4	.500	0-0	.000	0	4	4	4.0	0	2	2	0	0	10	10.0
at Washington	12/29/2025	*	28:40	2-8	.250	0-4	.000	0-0	.000	2	1	3	3.9	4	2	0	1	0	4	9.5
Arizona	01/03/2026	*	19:23	2-4	.500	1-2	.500	0-0	.000	0	1	1	3.7	3	2	1	0	0	5	9.2
at Colorado	01/07/2026	*	17:17	2-7	.286	1-3	.333	2-2	1.000	0	0	0	3.4	2	1	1	0	2	7	9.0
BYU	01/10/2026	*	22:17	3-7	.429	0-3	.000	3-4	.750	0	2	2	3.3	2	1	2	0	3	9	9.0
at Texas Tech	01/14/2026	*	29:27	1-8	.125	0-3	.000	1-1	1.000	0	2	2	3.3	1	0	2	0	2	3	8.6
TCU	01/17/2026	*	33:12	4-10	.400	2-6	.333	1-2	.500	1	3	4	3.3	1	2	2	0	0	11	8.8
Totals		17	458:14	52-134	.388	24-70	.343	21-27	.778	10	46	56	3.3	48	30	37	6	22	149	8.8

Player Averages

Games Played	Minutes/game	Points/game	FG Pct	3FG Pct	FT Pct	Rebounds/game	Assists/game	Turnovers/game	Assist/Turnover ratio	Steals/game	Blocks/game
17	27.0	8.8	38.8	34.3	77.8	3.3	1.8	2.2	0.8	1.3	0.4

SEYDOU TRAORE CAREER STATISTICS

				Field Goals		3-Point		F-Throws		Rebounds				Scoring						
SEASON	TEAM	GP-GS	MIN/AVG	FG-FGA	FG%	3FG-3FGA	3FG%	FT-FTA	FT%	OFF	DEF	TOT	AVG	PF-FO	A	TO	BLK	STL	PTS	AVG
2023-24	MC	28-27	904/32.3	132-305	.433	23-90	.256	44-55	.800	48	182	230	8.2	68-2	65	51	36	43	331	11.8
2024-25	Iowa	27-12	446/16.5	61-140	.436	9-34	.265	27-42	.643	19	63	82	3.0	40-0	37	25	18	13	158	5.9
2025-26	Utah	17-17	458/27.0	52-134	.388	24-70	.343	21-27	.778	10	46	56	3.3	48-3	30	37	6	22	149	8.8
TOTAL FOR Utah		17-17	458/27.0	52-134	.388	24-70	.343	21-27	.778	10	46	56	3.3	48-3	30	37	6	22	149	8.8
TOTAL		72-56	1808/25.1	245-579	.423	56-194	.289	92-124	.742	77	291	368	5.1	156-5	132	113	60	78	638	8.9



#2

BROWN TERRENCE

Junior • Guard • 6-3 • 166
Minneapolis, Minn. • Columbia Heights HS
Golden State Prep • FDU

Stat	2025-26 Season High	Career High
Points	36, WEBER STATE, 11/8/25	SAME
Rebounds	4, 2x, Last vs. #1/2 ARIZONA, 1/3/26	10, 2x, Last at Stonehill, 1/26/25
Assists	11, EASTERN WASHINGTON, 12/20/25	SAME
Blocks	2, #9/9 BYU, 1/10/26	2, 5x, Last vs. #9/9 BYU, 1/10/26
Steals	4, 4x, Last vs. at Washington, 12/29/25	6, LEHMAN, 12/6/24
FGs Made	13, WEBER STATE, 11/8/25	SAME
FGs Attempted	23, WEBER STATE, 11/8/25	24, at Saint Francis, 2/22/25
3FGs Made	5, PURDUE FORT WAYNE, 11/18/25	SAME
3FGs Attempted	8, PURDUE FORT WAYNE, 11/18/25	9, at Saint Francis, 2/22/25
FTs Made	13, SAM HOUSTON, 11/15/25	SAME
FTs Attempted	15, 2x, Last vs. SAM HOUSTON, 11/15/25	SAME

2025-26 SEASON HIGHLIGHTS

•Transferred in from Fairleigh Dickinson
•Averaged 20.6pts, 5.6rebs, 3.2asts & 2.2stls at FDU last season
•Left FDU ranked in top-5 single-season in scoring (658), steals (69), FGM (235), FTM (151) and FGA (525)
•2024-25 NEC Most Improved Player & First-Team All-NEC
•2023-24 NEC All-Rookie Team

•Posted 12pts with 8asts in his Utah debut vs. JSU in the season-opener
•Career-high 36pts vs. Weber State at home, including 6 of Utah's 8pts in OT
•Joined the 1K points club after scoring 26pts (13-15 FTM) vs. Sam Houston
•Career-high 5 threes with 27pts and 4 steals in win vs. Purdue Fort Wayne
•Had 29pts and snapped 25-consecutive FTM streak vs. Cal Poly
•Scored the go-ahead FTs to seal 75-74 win over #RV/RV Ole Miss
•6th game with 20+ points after posting 27pts vs. Cal Baptist

•Another 20-plus point game after scoring 22pts vs. Mississippi State
•1st double-double as a Ute and 3rd ever with 20pts, 11rebs vs. EWU at home
•Fifth-straight game with 20-plus pts, scoring 26pts with 6asts vs. #1 Arizona
•Posted 25pts with 5asts and tied career-high 2blks at home against #9 BYU
•Game-high 26pts on 4-5 from deep vs. TCU for Utah's first league win

2025-26 GAME-BY-GAME STATISTICS

Opponent	Date	GS	MIN	Total		3-Pointers		Free throws		Rebounds				PF	A	TO	BLK	STL	PTS	AVG
				FG-FGA	PCT	3FG-3FGA	PCT	FT-FTA	PCT	OFF	DEF	TOT	AVG							
San Jose St.	11/03/2025	*	32:56	4-13	.308	0-4	.000	4-4	1.000	0	3	3	3.0	1	8	3	0	0	12	12.0
Weber St.	11/08/2025	*	37:16	13-23	.565	0-2	.000	10-15	.667	1	3	4	3.5	3	3	2	0	1	36	24.0
Holy Cross	11/10/2025	*	29:54	8-16	.500	0-3	.000	5-8	.625	0	3	3	3.3	1	2	0	0	1	21	23.0
Sam Houston	11/15/2025	*	29:23	6-16	.375	1-6	.167	13-15	.867	1	1	2	3.0	0	3	1	0	3	26	23.8
Purdue Fort Wayne	11/18/2025	*	31:13	7-14	.500	5-8	.625	8-8	1.000	0	2	2	2.8	2	2	1	0	4	27	24.4
Cal Poly	11/20/2025	*	35:10	11-18	.611	2-5	.400	5-6	.833	0	1	1	2.5	2	3	3	1	1	29	25.2
vs Grand Canyon	11/25/2025	*	29:20	3-11	.273	1-1	1.000	2-5	.400	0	1	1	2.3	4	2	1	0	0	9	22.9
vs Ole Miss	11/26/2025	*	28:57	3-11	.273	2-4	.500	6-8	.750	0	1	1	2.1	1	4	3	0	0	14	21.8
at California	12/02/2025	*	31:07	5-13	.385	1-4	.250	4-6	.667	0	1	1	2.0	3	2	3	0	2	15	21.0
California Baptist	12/06/2025	*	33:52	9-16	.563	2-3	.667	7-8	.875	1	1	2	2.0	2	4	2	0	4	27	21.6
vs Mississippi St.	12/13/2025	*	30:15	7-15	.467	1-4	.250	7-8	.875	0	1	1	1.9	1	3	1	0	2	22	21.6
Eastern Wash.	12/20/2025	*	31:20	6-13	.462	0-3	.000	8-10	.800	0	3	3	2.0	1	11	0	0	4	20	21.5
at Washington	12/29/2025	*	31:43	8-19	.421	0-4	.000	5-7	.714	0	3	3	2.1	2	4	5	0	4	21	21.5
Arizona	01/03/2026	*	32:59	10-20	.500	1-1	1.000	5-5	1.000	1	3	4	2.2	0	6	5	0	0	26	21.8
at Colorado	01/07/2026	*	33:22	5-17	.294	0-2	.000	6-8	.750	0	0	0	2.1	1	3	3	0	2	16	21.4
BYU	01/10/2026	*	35:21	10-21	.476	0-2	.000	5-5	1.000	0	3	3	2.1	2	5	3	2	0	25	21.6
at Texas Tech	01/14/2026	*	29:01	6-13	.462	1-4	.250	4-4	1.000	0	1	1	2.1	1	4	2	0	1	17	21.4
TCU	01/17/2026	*	32:50	9-15	.600	4-5	.800	4-5	.800	0	1	1	2.0	1	2	1	0	1	26	21.6
Totals			18 575:59	130-284	.458	21-65	.323	108-135	.800	4	32	36	2.0	28	71	39	3	30	389	21.6

Player Averages

Games Played	Minutes/game	Points/game	FG Pct	3FG Pct	FT Pct	Rebounds/game	Assists/game	Turnovers/game	Assist/Turnover ratio	Steals/game	Blocks/game
18	32.0	21.6	45.8	32.3	80.0	2.0	3.9	2.2	1.8	1.7	0.2

TERRENCE BROWN CAREER STATISTICS

SEASON	TEAM	GP-GS	MIN/AVG	Field Goals		3-Point		F-Throws		Rebounds				Scoring						
				FG-FGA	FG%	3FG-3FGA	3FG%	FT-FTA	FT%	OFF	DEF	TOT	AVG	PF-FO	A	TO	BLK	STL	PTS	AVG
2023-24	FDU	32-17	698/21.8	87-222	.392	19-76	.250	55-80	.688	10	82	92	2.9	63-0	69	49	6	46	248	7.8
2024-25	FDU	32-31	1107/34.6	235-525	.448	37-125	.296	151-199	.759	35	143	178	5.6	68-0	102	105	13	69	658	20.6
2025-26	Utah	18-18	576/32.0	130-284	.458	21-65	.323	108-135	.800	4	32	36	2.0	28-0	71	39	3	30	389	21.6
TOTAL FOR Utah		18-18	576/32.0	130-284	.458	21-65	.323	108-135	.800	4	32	36	2.0	28-0	71	39	3	30	389	21.6
TOTAL		82-66	2380/29.0	452-1031	.438	77-266	.289	314-414	.758	49	257	306	3.7	159-0	242	193	22	145	1295	15.8



#3

**MCHENRY
DON**

5th Year • Guard • 6-2 • 156

Milwaukee, Wis. • Milwaukee Academy

Hawaii Hilo • Indian Hills CC • WKU

Stat	2025-26 Season High	Career High
Points	29, vs. Mississippi State, 12/13/25	30, 2x, Last at Kennesaw State, 2/6/25
Rebounds	9, SAN JOSE STATE, 11/3/25	SAME
Assists	6, PURDUE FORT WAYNE, 11/18/25	6, 3x, Last vs. PURDUE FORT WAYNE, 11/18/25
Blocks	--	1, 4x, Last vs. MIDDLE TENNESSEE, 2/15/25
Steals	2, 4x, Last vs. TCU, 1/17/26	5, JACKSON STATE, 11/20/24
FGs Made	10, 2x, Last vs. EASTERN WASHINGTON, 12/20/25	12, at Wright State, 12/12/23
FGs Attempted	22, 2x, Last at Colorado, 1/7/26	23, MURRAY STATE, 12/14/24
3FGs Made	6, EASTERN WASHINGTON, 12/20/25	7, NEW MEXICO STATE, 2/1/25
3FGs Attempted	11, WEBER STATE, 11/8/25	11, 2x, Last vs. WEBER STATE, 11/8/25
FTs Made	7, 2x, Last vs. #9/9 BYU, 1/10/26	10, 2x, Last at Kennesaw State, 2/6/25
FTs Attempted	8, 4x, Last vs. #9/9 BYU, 1/10/26	12, 3x, Last at Kennesaw State, 2/6/25

2025-26 SEASON HIGHLIGHTS

- Transferred in from Western Kentucky
- Played with teammate Babacar Faye for two season at WKU (2023-25)
- Averaged 17.0pts, 3.3rebs, 1.7asts & 1.4stls last season
- Led WKU in scoring for two-straight seasons (2023-25)
- Named to 2024-25 All-CUSA Second-Team
- Named 2024 CUSA Tournament MVP and 2023-24 All-CUSA First-Team

- 2022-23 ICCAC Player of the Year and NJCAA First-Team All-America (DI)
- Had 16pts with career-high 9rebs in his Utah debut vs. San Jose State
- Posted 26pts with 6rebs to help Utah claim OT win over Weber State at home
- Dished out a career-high tying 6asts with 18pts vs. Purdue Fort Wayne
- Team-high 16pts on 5-7 shooting Acrisure Series opening loss to GCU
- Paced Utah with game-high 27pts on 5-6 from 3FG to defeat #RV/RV Ole Miss
- 2nd straight game with 20+ points after scoring 21pts vs. Cal Baptist

- Season-high 29pts on 5-9 from deep in loss to Mississippi State
- Game-high 27pts with a career-high 6 threes in win over Eastern Washington
- Held to single-digit points for the first time this season at Washington (8pts)
- Team-high 24pts with 7rebs on the road at Colorado
- Went for 21pts at home against #9/9 BYU

2025-26 GAME-BY-GAME STATISTICS

Opponent	Date	GS	MIN	Total		3-Pointers		Free throws		Rebounds				PF	A	TO	BLK	STL	PTS	AVG
				FG-FGA	PCT	3FG-3FGA	PCT	FT-FTA	PCT	OFF	DEF	TOT	AVG							
San Jose St.	11/03/2025	*	31:00	5-11	.455	1-4	.250	5-8	.625	2	7	9	9.0	0	2	1	0	1	16	16.0
Weber St.	11/08/2025	*	34:15	8-22	.364	4-11	.364	6-7	.857	0	6	6	7.5	0	1	3	0	0	26	21.0
Holy Cross	11/10/2025	*	28:05	4-11	.364	2-7	.286	2-2	1.000	0	4	4	6.3	1	1	0	0	0	12	18.0
Sam Houston	11/15/2025	*	27:54	3-10	.300	1-4	.250	5-6	.833	1	4	5	6.0	0	2	2	0	1	12	16.5
Purdue Fort Wayne	11/18/2025	*	27:20	7-10	.700	2-4	.500	2-3	.667	0	3	3	5.4	1	6	2	0	1	18	16.8
Cal Poly	11/20/2025	*	31:00	5-14	.357	1-5	.200	5-5	1.000	1	1	2	4.8	3	2	1	0	2	16	16.7
vs Grand Canyon	11/25/2025	*	31:02	5-7	.714	1-1	1.000	5-6	.833	0	3	3	4.6	1	1	2	0	0	16	16.6
vs Ole Miss	11/26/2025	*	35:18	10-15	.667	5-6	.833	2-2	1.000	2	0	2	4.3	0	3	2	0	2	27	17.9
at California	12/02/2025	*	28:27	4-12	.333	2-9	.222	0-0	.000	0	2	2	4.0	1	1	0	0	0	10	17.0
California Baptist	12/06/2025	*	33:11	6-14	.429	2-7	.286	7-8	.875	1	1	2	3.8	0	0	0	0	1	21	17.4
vs Mississippi St.	12/13/2025	*	30:39	9-16	.563	5-9	.556	6-8	.750	0	2	2	3.6	1	0	2	0	1	29	18.5
Eastern Wash.	12/20/2025	*	33:31	10-13	.769	6-9	.667	1-1	1.000	0	0	0	3.3	0	3	1	0	0	27	19.2
at Washington	12/29/2025	*	31:01	3-12	.250	2-4	.500	0-1	.000	0	1	1	3.2	0	0	1	0	1	8	18.3
Arizona	01/03/2026	*	32:37	6-15	.400	3-7	.429	0-0	.000	0	4	4	3.2	2	0	0	0	2	15	18.1
at Colorado	01/07/2026	*	35:22	9-22	.409	3-7	.429	3-5	.600	3	4	7	3.5	4	1	1	0	0	24	18.5
BYU	01/10/2026	*	33:18	6-17	.353	2-8	.250	7-8	.875	0	2	2	3.4	3	2	0	0	1	21	18.6
at Texas Tech	01/14/2026	*	29:28	6-11	.545	3-7	.429	3-3	1.000	0	2	2	3.3	1	1	0	0	0	18	18.6
TCU	01/17/2026	*	27:54	4-10	.400	0-4	.000	4-5	.800	0	1	1	3.2	2	4	1	0	2	12	18.2
Totals			18 561:22	110-242	.455	45-113	.398	63-78	.808	10	47	57	3.2	20	30	19	0	15	328	18.2

Player Averages

Games Played	Minutes/game	Points/game	FG Pct	3FG Pct	FT Pct	Rebounds/game	Assists/game	Turnovers/game	Assist/Turnover ratio	Steals/game	Blocks/game
18	31.2	18.2	45.5	39.8	80.8	3.2	1.7	1.1	1.6	0.8	0.0

DON MCHENRY CAREER STATISTICS

				Field Goals		3-Point		F-Throws		Rebounds									Scoring	
SEASON	TEAM	GP-GS	MIN/AVG	FG-FGA	FG%	3FG-3FGA	3FG%	FT-FTA	FT%	OFF	DEF	TOT	AVG	PF-FO	A	TO	BLK	STL	PTS	AVG
2021-22	Hilo	27-27	814/30.2	157-312	.503	26-79	.329	73-102	.716	22	48	70	2.6	50-0	35	57	0	33	413	15.3
2023-24	WestKy	34-34	939/27.6	194-421	.461	47-130	.362	79-92	.859	19	97	116	3.4	61-1	81	68	2	32	514	15.1
2024-25	WestKy	32-28	930/29.1	181-458	.395	65-209	.311	116-141	.823	21	85	106	3.3	44-0	55	46	2	46	543	17.0
2025-26	Utah	18-18	561/31.2	110-242	.455	45-113	.398	63-78	.808	10	47	57	3.2	20-0	30	19	0	15	328	18.2
TOTAL FOR Utah		18-18	561/31.2	110-242	.455	45-113	.398	63-78	.808	10	47	57	3.2	20-0	30	19	0	15	328	18.2
TOTAL		111-107	3245/29.2	642-1433	.448	183-531	.345	331-413	.801	72	277	349	3.1	175-1	201	190	4	126	1798	16.2



#5

**FAYE
BABACAR**5th Year • Forward • 6-9 • 230
Dakar, Senegal • NBA Academy
College of Charleston • WKU

Stat	2025-26 Season High	Career High
Points	--	28, WICHITA STATE, 11/4/24
Rebounds	--	12, at Evansville, 12/7/24
Assists	--	4, TULANE, 11/30/21
Blocks	--	3, 4x, Last vs. UTEP, 3/16/24
Steals	--	3, vs. UTEP, 3/16/24
FGs Made	--	9, WICHITA STATE, 11/4/24
FGs Attempted	--	16, WICHITA STATE, 11/4/24
3FGs Made	--	3, AT EVANSVILLE, 12/7/24
3FGs Attempted	--	3, 2x, Last at Evansville, 12/7/24
FTs Made	--	10, WICHITA STATE, 11/4/24
FTs Attempted	--	16, WICHITA STATE, 11/4/24

2025-26 SEASON HIGHLIGHTS

- Suffered season-ending left leg injury ahead of first official practice
- Transferred in from Western Kentucky
- Played with teammate Don McHenry for two season at WKU (2023-25)
- Started all 10 games to start 2024-25 season before suffering injury on Dec. 14

2024-25 GAME-BY-GAME STATISTICS

Opponent	Date	GS	MIN	Total		3-Pointers		Free throws		Rebounds				PF	A	TO	BLK	STL	PTS	AVG
				FG-FGA	PCT	3FG-3FGA	PCT	FT-FTA	PCT	OFF	DEF	TOT	AVG							
Wichita St.	11/04/2024	*	31:53	9-16	.563	0-1	.000	10-16	.625	3	5	8	8.0	3	1	2	1	1	28	28.0
at Grand Canyon	11/09/2024	*	30:18	3-5	.600	0-0	.000	3-4	.750	3	5	8	8.0	2	1	3	0	0	9	18.5
Campbellsville	11/12/2024	*	19:29	4-11	.364	1-1	1.000	3-3	1.000	3	6	9	8.3	0	1	0	1	1	12	16.3
Lipscomb	11/17/2024	*	32:34	6-10	.600	0-0	.000	5-6	.833	4	5	9	8.5	2	1	1	2	2	17	16.5
Jackson St.	11/20/2024	*	21:42	2-8	.250	1-3	.333	4-4	1.000	2	3	5	7.8	0	2	0	1	0	9	15.0
at Kentucky	11/26/2024	*	22:53	5-7	.714	0-1	.000	6-6	1.000	4	2	6	7.5	5	0	3	1	2	16	15.2
Marshall	11/30/2024	*	34:05	5-6	.833	0-0	.000	4-4	1.000	0	6	6	7.3	3	0	1	0	1	14	15.0
at Evansville	12/07/2024	*	31:57	7-12	.583	3-3	1.000	2-2	1.000	3	9	12	7.9	3	0	0	0	2	19	15.5
Tennessee St.	12/10/2024	*	25:11	3-8	.375	0-2	.000	5-7	.714	2	4	6	7.7	0	0	0	1	0	11	15.0
Murray St.	12/14/2024	*	25:50	7-12	.583	0-2	.000	3-4	.750	6	3	9	7.8	2	1	1	0	2	17	15.2
Totals		10	275:51	51-95	.537	5-13	.385	45-56	.804	30	48	78	7.8	20	7	11	7	11	152	15.2

Player Averages

Games Played	Minutes/ game	Points/ game	FG Pct	3FG Pct	FT Pct	Rebounds/ game	Assists/ game	Turnovers/ game	Assist/Turnover ratio	Steals/ game	Blocks/ game
10	27.6	15.2	53.7	38.5	80.4	7.8	0.7	1.1	0.6	1.1	0.7

BABACAR FAYE CAREER STATISTICS

				Field Goals		3-Point		F-Throws		Rebounds										Scoring	
SEASON	TEAM	GP-GS	MIN/AVG	FG-FGA	FG%	3FG-3FGA	3FG%	FT-FTA	FT%	OFF	DEF	TOT	AVG	PF-FO	A	TO	BLK	STL	PTS	AVG	
2021-22	CC	31-9	502/16.2	52-102	.510	1-13	.077	27-48	.563	48	51	99	3.2	59-2	22	37	11	14	132	4.3	
2022-23	CC	34-5	519/15.3	51-98	.520	1-21	.048	56-81	.691	46	111	157	4.6	62-0	19	39	24	13	159	4.7	
2023-24	WestKy	34-26	634/18.7	94-153	.614	0-3	.000	67-97	.691	73	117	190	5.6	72-1	27	35	16	18	255	7.5	
2024-25	WestKy	10-10	276/27.6	51-95	.537	5-13	.385	45-56	.804	30	48	78	7.8	20-1	7	11	7	11	152	15.2	
TOTAL FOR Utah		0-0	0/0.0	0-0	.000	0-0	.000	0-0	.000	0	0	0	0.0	0-0	0	0	0	0	0	0.0	
TOTAL		109-50	1931/17.7	248-448	.554	7-50	.140	195-282	.691	197	327	524	4.8	213-4	75	122	58	56	698	6.4	



#6

**PATRICK
JACOB**

Junior • Guard • 6-6 • 192

Ludwigsburg, Germany

Otto-Hahn Gymnasium Ludwigsburg

Stat	2025-26 Season High	Career High
Points	13, at Cal, 12/2/25	SAME
Rebounds	4, vs. Grand Canyon, 11/25/25	SAME
Assists	2, 2x, Last at Cal, 12/2/25	SAME
Blocks	2, HOLY CROSS, 11/10/25	SAME
Steals	1, 3x, Last at Cal, 12/2/25	SAME
FGs Made	5, at Cal, 12/2/25	SAME
FGs Attempted	8, at Cal, 12/2/25	SAME
3FGs Made	3, 3x, Last vs. CAL BAPTIST, 12/6/25	SAME
3FGs Attempted	6, 2x, Last at Cal, 12/2/25	SAME
FTs Made	1, HOLY CROSS, 11/10/25	SAME
FTs Attempted	2, HOLY CROSS, 11/10/25	SAME

2025-26 SEASON HIGHLIGHTS

- Comes to SLC after playing four seasons with MHP Riesen Ludwigsburg out of the German BBL

- Played with the German Senior National Team in the 2023 FIBA Basketball World Cup European Qualifiers

- Father played at Stanford (1987-91) under Mike Montgomery

- Made his collegiate debut vs. San Jose State scoring 6pts

- Season-high 13 points on 3-6 FGM on the road at Cal

- First-career start vs. Cal Baptist, scoring 11pts (4-5 FGM & 3-3 3FGM)

- Late scratch vs. Mississippi State (Lower leg); return TBD

2025-26 GAME-BY-GAME STATISTICS

Opponent	Date	GS	MIN	Total		3-Pointers		Free throws		Rebounds				PF	A	TO	BLK	STL	PTS	AVG
				FG-FGA	PCT	3FG-3FGA	PCT	FT-FTA	PCT	OFF	DEF	TOT	AVG							
San Jose St.	11/03/2025		24:36	2-5	.400	2-5	.400	0-0	.000	0	2	2	2.0	4	0	1	0	0	6	6.0
Weber St.	11/08/2025		24:06	3-5	.600	2-4	.500	0-0	.000	0	1	1	1.5	4	0	0	1	0	8	7.0
Holy Cross	11/10/2025		24:05	1-4	.250	1-3	.333	1-2	.500	0	3	3	2.0	3	2	0	2	0	4	6.0
Sam Houston	11/15/2025		11:26	3-5	.600	3-5	.600	0-0	.000	0	1	1	1.8	4	1	0	1	0	9	6.8
Purdue Fort Wayne	11/18/2025		14:53	1-5	.200	1-4	.250	0-0	.000	0	0	0	1.4	2	0	0	1	0	3	6.0
Cal Poly	11/20/2025		18:25	2-6	.333	2-6	.333	1-1	1.000	0	0	0	1.2	4	0	0	0	1	7	6.2
vs Grand Canyon	11/25/2025		21:58	3-6	.500	2-4	.500	0-0	.000	1	3	4	1.6	0	0	2	0	1	8	6.4
vs Ole Miss	11/26/2025		16:60	1-4	.250	1-3	.333	0-0	.000	0	0	0	1.4	3	0	0	0	0	3	6.0
at California	12/02/2025		20:53	5-8	.625	3-6	.500	0-1	.000	0	1	1	1.3	4	2	0	0	1	13	6.8
California Baptist	12/06/2025	*	25:38	4-5	.800	3-3	1.000	0-0	.000	0	2	2	1.4	3	0	0	1	0	11	7.2
Totals		1	203:00	25-53	.472	20-43	.465	2-4	.500	1	13	14	1.4	31	5	3	6	3	72	7.2

Player Averages

Games Played	Minutes/game	Points/game	FG Pct	3FG Pct	FT Pct	Rebounds/game	Assists/game	Turnovers/game	Assist/Turnover ratio	Steals/game	Blocks/game
10	20.3	7.2	47.2	46.5	50.0	1.4	0.5	0.3	1.7	0.3	0.6

JACOB PATRICK CAREER STATISTICS

				Field Goals		3-Point		F-Throws		Rebounds				Scoring	
SEASON	TEAM	GP-GS	MIN/AVG	FG-FGA	FG%	3FG-3FGA	3FG%	FT-FTA	FT%	OFF	DEF	TOT	AVG	PF-FO	A TO BLK STL PTS AVG
2025-26	Utah	10-1	203/20.3	25-53	.472	20-43	.465	2-4	.500	1	13	14	1.4	31-0	5 3 6 3 72 7.2
TOTAL		10-1	203/20.3	25-53	.472	20-43	.465	2-4	.500	1	13	14	1.4	31-0	5 3 6 3 72 7.2



#7 HAYES JOSH

Junior • Forward • 6-9 • 196
Gainesville, Fla. • Gainesville HS
App State • Northwest Florida State

Stat	2025-26 Season High	Career High
Points	10, vs. #RV/RV Ole Miss, 11/26/25	18, CENTRAL PENN, 12/5/23
Rebounds	5, 2x, Last vs. HOLY CROSS, 11/10/25	12, CENTRAL PENN, 12/5/23
Assists	1, 4x, Last at #15/14 Texas Tech, 1/14/26	1, 5x, Last vs. EASTERN WASHINGTON, 12/20/25
Blocks	2, 6x, Last vs. #RV/RV Ole Miss, 11/26/25	4, CENTRAL PENN, 12/5/23
Steals	1, #1/2 ARIZONA, 1/3/26	1, 2x, Last vs. CENTRAL PENN, 12/5/23
FGs Made	4, HOLY CROSS, 11/10/25	7, CENTRAL PENN, 12/5/23
FGs Attempted	4, 3x, Last at #15/14 Texas Tech, 1/14/26	10, CENTRAL PENN, 12/5/23
3FGs Made	--	--
3FGs Attempted	--	--
FTs Made	4, vs. #RV/RV Ole Miss, 11/26/25	4, 2x, Last vs. #RV/RV Ole Miss, 11/26/25
FTs Attempted	4, vs. #RV/RV Ole Miss, 11/26/25	6, CENTRAL PENN, 12/5/23

2025-26 SEASON HIGHLIGHTS

- Transferred in from Northwest Florida Prep
- Averaged, 9.9pts and 5.2rebs with a .578 shooting clip
- Named to Panhandle All-Conference Second-Team in 2024-25
- Made his Utah debut and first-career start vs. San Jose State, scoring 3pts
- Season-high 10pts on 3-4 shooting with 2blks in win over Ole Miss

2025-26 GAME-BY-GAME STATISTICS

Opponent	Date	GS	MIN	Total		3-Pointers		Free throws		Rebounds				PF	A	TO	BLK	STL	PTS	AVG
				FG-FGA	PCT	3FG-3FGA	PCT	FT-FTA	PCT	OFF	DEF	TOT	AVG							
San Jose St.	11/03/2025	*	11:56	1-2	.500	0-0	.000	1-2	.500	2	1	3	3.0	3	0	0	0	0	3	3.0
Weber St.	11/08/2025	*	15:02	1-3	.333	0-0	.000	2-2	1.000	3	2	5	4.0	1	0	1	2	0	4	3.5
Holy Cross	11/10/2025	*	13:55	4-4	1.000	0-0	.000	1-1	1.000	3	2	5	4.3	4	1	2	2	0	9	5.3
Sam Houston	11/15/2025	*	08:53	1-1	1.000	0-0	.000	0-0	.000	1	0	1	3.5	1	0	0	2	0	2	4.5
Purdue Fort Wayne	11/18/2025	*	10:45	2-2	1.000	0-0	.000	0-0	.000	0	0	0	2.8	1	0	1	2	0	4	4.4
Cal Poly	11/20/2025	*	13:17	2-3	.667	0-0	.000	2-2	1.000	0	2	2	2.7	1	1	0	2	0	6	4.7
vs Grand Canyon	11/25/2025	*	09:16	0-0	.000	0-0	.000	0-0	.000	0	0	0	2.3	4	0	2	1	0	0	4.0
vs Ole Miss	11/26/2025	*	16:58	3-4	.750	0-0	.000	4-4	1.000	1	2	3	2.4	1	1	0	2	0	10	4.8
at California	12/02/2025	*	14:11	0-0	.000	0-0	.000	0-0	.000	1	1	2	2.3	2	0	0	1	0	0	4.2
California Baptist	12/06/2025	*	16:31	1-2	.500	0-0	.000	1-3	.333	1	1	2	2.3	2	0	1	1	0	3	4.1
vs Mississippi St.	12/13/2025		07:59	1-2	.500	0-0	.000	0-0	.000	1	1	2	2.3	0	0	0	0	0	2	3.9
Eastern Wash.	12/20/2025		14:13	2-3	.667	0-0	.000	0-0	.000	2	2	4	2.4	4	1	1	1	0	4	3.9
at Washington	12/29/2025		08:04	0-0	.000	0-0	.000	0-0	.000	0	0	0	2.2	3	0	0	1	0	0	3.6
Arizona	01/03/2026		17:05	0-2	.000	0-0	.000	1-2	.500	2	2	4	2.4	1	0	1	0	1	1	3.4
at Colorado	01/07/2026		11:38	0-0	.000	0-0	.000	0-0	.000	0	1	1	2.3	3	0	0	2	0	0	3.2
BYU	01/10/2026		11:30	1-1	1.000	0-0	.000	0-0	.000	3	0	3	2.3	3	1	0	0	0	2	3.1
at Texas Tech	01/14/2026		16:14	1-4	.250	0-0	.000	1-2	.500	2	0	2	2.3	0	1	0	0	0	3	3.1
TCU	01/17/2026		15:55	2-2	1.000	0-0	.000	1-2	.500	0	2	2	2.3	3	0	0	1	0	5	3.2
Totals		10	233:22	22-35	.629	0-0	.000	14-20	.700	22	19	41	2.3	37	6	9	20	1	58	3.2

Player Averages

Games Played	Minutes/ game	Points/ game	FG Pct	3FG Pct	FT Pct	Rebounds/ game	Assists/ game	Turnovers/ game	Assist/Turnover ratio	Steals/ game	Blocks/ game
18	13.0	3.2	62.9	0.0	70.0	2.3	0.3	0.5	0.7	0.1	1.1

JOSH HAYES CAREER STATISTICS

				Field Goals		3-Point		F-Throws		Rebounds				Scoring						
SEASON	TEAM	GP-GS	MIN/AVG	FG-FGA	FG%	3FG-3FGA	3FG%	FT-FTA	FT%	OFF	DEF	TOT	AVG	PF-FO	A	TO	BLK	STL	PTS	AVG
2023-24	APP	8-0	53/6.7	12-17	.706	0-0	.000	6-8	.750	7	14	21	2.6	7-0	2	5	4	2	30	3.8
2025-26	Utah	18-10	233/13.0	22-35	.629	0-0	.000	14-20	.700	22	19	41	2.3	37-0	6	9	20	1	58	3.2
TOTAL FOR Utah		18-10	233/13.0	22-35	.629	0-0	.000	14-20	.700	22	19	41	2.3	37-0	6	9	20	1	58	3.2
TOTAL		26-10	287/11.0	34-52	.654	0-0	.000	20-28	.714	29	33	62	2.4	44-0	8	14	24	3	88	3.4



#8

DAWES KEANU

Junior • Forward • 6-9 • 220
Houston, Texas • Stratford HS
Rice

Stat	2025-26 Season High	Career High
Points	21, EASTERN WASHINGTON, 12/20/25	21, 2x, Last vs., EASTERN WASHINGTON, 12/20/25
Rebounds	15, SAM HOUSTON, 11/15/25	15, 2x, Last vs. SAM HOUSTON, 11/15/25
Assists	7, CAL BAPTIST, 12/6/25	SAME
Blocks	3, vs. Mississippi State, 12/13/25	SAME
Steals	1, 10x, Last at #15/14 Texas Tech, 1/14/26	3, UT MARTIN, 11/30/23
FGs Made	9, EASTERN WASHINGTON, 12/20/25	SAME
FGs Attempted	12, #1/2 ARIZONA, 1/3/26	13, vs. (14) UCF, 3/11/25
3FGs Made	4, at #15/14 Texas Tech, 1/14/26	4, 2x, Last at #15/14 Texas Tech, 1/14/26
3FGs Attempted	8, at Washington, 12/29/25	SAME
FTs Made	4, 3x, Last vs. CAL BAPTIST, 12/6/25	8, vs. Butler, 3/31/25
FTs Attempted	5, 4x, Last at #15/14 Texas Tech, 1/14/26	10, at Memphis, 1/31/24

2025-26 SEASON HIGHLIGHTS

- Lone returning with minutes for Utah
- Opened the season with 12pts on 9rebs with 3asts vs. San Jose State
- Recorded 7th-career double-double with 11pts & 14rebs in OT win vs. Weber St
- 2nd double-double of the year with 17pts & career-tying 15rebs vs. SHSU
- 3rd double-double in 4 games behind 10pts and 10rebs vs. Purdue Fort Wayne
- Just shy of a double-double vs. Cal Poly with 10pts and 9rebs
- Fourth double-double of the year, scoring 10pts with 12rebs vs. GCU
- Rebound shy of a double-double for the fourth time with 14pts, 9rebs at Cal
- Flirted with triple-double, scoring 10pts & 6rebs and career-high 7asts vs. CBU
- Career-high 3blks with 7pts, 4rebs & 2asts in loss vs. Mississippi State
- Tied career-high with 21pts (9-9 FGM) on 9rebs and 2asts vs. EWU at home
- Rebound shy of double-double at Washington with 17pts & 9rebs
- Near miss of a double-double again with 15pts & 9rebs vs. #1/2 Arizona
- 5th dbl-dbl of the year with 10pts, 14rebs & 3asts vs. TCU for first league win

2025-26 GAME-BY-GAME STATISTICS

Opponent	Date	GS	MIN	Total		3-Pointers		Free throws		Rebounds				PF	A	TO	BLK	STL	PTS	AVG
				FG-FGA	PCT	3FG-3FGA	PCT	FT-FTA	PCT	OFF	DEF	TOT	AVG							
San Jose St.	11/03/2025	*	32:16	5-7	.714	0-1	.000	2-2	1.000	3	6	9	9.0	5	3	3	0	1	12	12.0
Weber St.	11/08/2025	*	31:00	4-7	.571	1-2	.500	2-4	.500	6	8	14	11.5	5	5	2	1	1	11	11.5
Holy Cross	11/10/2025	*	30:51	6-8	.750	0-1	.000	2-2	1.000	2	7	9	10.7	2	2	1	1	1	14	12.3
Sam Houston	11/15/2025	*	30:37	7-11	.636	1-4	.250	2-3	.667	4	11	15	11.8	0	2	4	0	0	17	13.5
Purdue Fort Wayne	11/18/2025	*	29:17	4-6	.667	0-2	.000	2-2	1.000	1	9	10	11.4	0	3	2	0	0	10	12.8
Cal Poly	11/20/2025	*	30:06	3-5	.600	1-2	.500	3-3	1.000	1	8	9	11.0	4	2	2	1	0	10	12.3
vs Grand Canyon	11/25/2025	*	28:04	3-7	.429	0-3	.000	4-5	.800	1	11	12	11.1	4	1	1	0	0	10	12.0
vs Ole Miss	11/26/2025	*	25:17	3-4	.750	0-1	.000	0-2	.000	1	4	5	10.4	2	3	1	0	1	6	11.3
at California	12/02/2025	*	28:19	5-9	.556	0-2	.000	4-5	.800	3	6	9	10.2	2	5	4	0	1	14	11.6
California Baptist	12/06/2025	*	26:52	3-8	.375	0-4	.000	4-5	.800	2	4	6	9.8	1	7	1	0	1	10	11.4
vs Mississippi St.	12/13/2025	*	29:31	2-6	.333	0-3	.000	3-3	1.000	1	3	4	9.3	0	2	2	3	1	7	11.0
Eastern Wash.	12/20/2025	*	29:20	9-9	1.000	1-1	1.000	2-3	.667	2	7	9	9.3	1	2	1	0	0	21	11.8
at Washington	12/29/2025	*	31:53	6-11	.545	3-8	.375	2-4	.500	2	7	9	9.2	1	0	4	0	0	17	12.2
Arizona	01/03/2026	*	32:13	6-12	.500	0-3	.000	3-3	1.000	2	7	9	9.2	2	2	0	2	1	15	12.4
at Colorado	01/07/2026	*	35:59	6-11	.545	1-3	.333	3-6	.500	3	4	7	9.1	1	2	0	0	1	16	12.7
BYU	01/10/2026	*	26:24	2-6	.333	0-1	.000	3-4	.750	1	4	5	8.8	5	1	1	0	0	7	12.3
at Texas Tech	01/14/2026	*	31:51	6-10	.600	4-6	.667	2-5	.400	2	7	9	8.8	1	2	2	0	1	18	12.6
TCU	01/17/2026	*	31:47	4-9	.444	1-3	.333	1-4	.250	5	9	14	9.1	2	3	2	0	0	10	12.5
Totals		18	541:36	84-146	.575	13-50	.260	44-65	.677	42	122	164	9.1	38	47	33	8	10	225	12.5

Player Averages

Games Played	Minutes/game	Points/game	FG Pct	3FG Pct	FT Pct	Rebounds/game	Assists/game	Turnovers/game	Assist/Turnover ratio	Steals/game	Blocks/game
18	30.1	12.5	57.5	26.0	67.7	9.1	2.6	1.8	1.4	0.6	0.4

KEANU DAWES CAREER STATISTICS

				Field Goals		3-Point		F-Throws		Rebounds										Scoring	
SEASON	TEAM	GP-GS	MIN/AVG	FG-FGA	FG%	3FG-3FGA	3FG%	FT-FTA	FT%	OFF	DEF	TOT	AVG	PF-FO	A	TO	BLK	STL	PTS	AVG	
2023-24	Rice	32-23	756/23.6	71-173	.410	21-73	.288	48-68	.706	25	107	132	4.1	52-0	29	34	14	26	211	6.6	
2024-25	Utah	31-2	576/18.6	89-145	.614	12-35	.343	68-90	.756	61	138	199	6.4	56-2	30	31	14	18	258	8.3	
2025-26	Utah	18-18	542/30.1	84-146	.575	13-50	.260	44-65	.677	42	122	164	9.1	38-3	47	33	8	10	225	12.5	
TOTAL FOR Utah		49-20	1118/22.8	173-291	.595	25-85	.294	112-155	.723	103	260	363	7.4	94-5	77	64	22	28	483	9.9	
TOTAL		81-43	1873/23.1	244-464	.526	46-158	.291	160-223	.717	128	367	495	6.1	146-5	106	98	36	54	694	8.6	



#9
**HUANG
JERRY**

Sophomore • Guard • 6-2 • 185
Taipei, Taiwan • Wasatch Academy

Stat	2025-26 Season High	Career High
Points	--	2, 2x, Last vs. FLORIDA A&M, 12/17/24
Rebounds	--	1, 2x, Last vs. Mississippi Valley State, 11/26/24
Assists	--	1, Mississippi Valley State, 11/26/24
Blocks	--	--
Steals	--	--
FGs Made	--	1, 2x, Last vs. FLORIDA A&M, 12/17/24
FGs Attempted	--	2, QUEENS, 11/12/24
3FGs Made	--	0, 2x, Last vs. QUEENS, 11/12/24
3FGs Attempted	--	1, 2x, Last vs. QUEENS, 11/12/24
FTs Made	--	1, OKLAHOMA STATE, 1/11/25
FTs Attempted	--	2, OKLAHOMA STATE, 1/11/25

2025-26 SEASON HIGHLIGHTS

- Redshirted the 2023-24 season
- Played for Chinese-Taipei National Team at 2024 Jones Cup in his hometown of Taipei
- Made his collegiate debut with 2:21 left in the 2nd half vs. Alcorn State
- First collegiate basket came on a put-back with 1:24 left to play vs. Queens
- Scored with a reverse lay-up in 89-59 victory over Florida A&M
- First-career free-throws, hitting 1-of-2 vs. Oklahoma State

- Played for Chinese-Taipei National Team (White) at 2025 Jones Cup in Taiwan
- Made 2025-26 season debut vs. Eastern Washington

2025-26 RUNNIN' UTES BASKETBALL

Opponent	Date	GS	MIN	Total		3-Pointers		Free throws		Rebounds				PF	A	TO	BLK	STL	PTS	AVG
				FG-FGA	PCT	3FG-3FGA	PCT	FT-FTA	PCT	OFF	DEF	TOT	AVG							
Eastern Wash.	12/20/2025		00:33	0-0	.000	0-0	.000	0-0	.000	0	0	0	0.0	0	0	1	0	0	0	0.0
Arizona	01/03/2026		00:50	0-1	.000	0-0	.000	0-0	.000	0	0	0	0.0	0	0	0	0	0	0	0.0
at Texas Tech	01/14/2026		00:47	0-0	.000	0-0	.000	0-0	.000	0	0	0	0.0	0	0	0	0	0	0	0.0
Totals		0	02:09	0-1	.000	0-0	.000	0-0	.000	0	0	0	0.0	0	0	1	0	0	0	0.0

Player Averages

Games Played	Minutes/ game	Points/ game	FG Pct	3FG Pct	FT Pct	Rebounds/ game	Assists/ game	Turnovers/ game	Assist/Turnover ratio	Steals/ game	Blocks/ game
3	0.7	0.0	0.0	0.0	0.0	0.0	0.0	0.3	0.0	0.0	0.0

JERRY HUANG CAREER STATISTICS

				Field Goals		3-Point		F-Throws		Rebounds				Scoring						
SEASON	TEAM	GP-GS	MIN/AVG	FG-FGA	FG%	3FG-3FGA	3FG%	FT-FTA	FT%	OFF	DEF	TOT	AVG	PF-FO	A	TO	BLK	STL	PTS	AVG
2024-25	Utah	9-0	19/2.1	2-5	.400	0-2	.000	1-2	.500	1	1	2	0.2	0-0	1	0	0	0	5	0.6
2025-26	Utah	3-0	2/0.7	0-1	.000	0-0	.000	0-0	.000	0	0	0	0.0	0-0	0	1	0	0	0	0.0
TOTAL		12-0	21/1.7	2-6	.333	0-2	.000	1-2	.500	1	1	2	0.2	0-0	1	1	0	0	5	0.4



#11

LANGARITA LUCAS

Freshman • Guard • 6-5 • 202
Zaragoza, Spain • Casademont Zaragoza

Stat	2025-26 Season High	Career High
Points	3, #9/9 BYU, 1/10/26	SAME
Rebounds	--	--
Assists	--	--
Blocks	--	--
Steals	--	--
FGs Made	1, #9/9 BYU, 1/10/26	SAME
FGs Attempted	2, #9/9 BYU, 1/10/26	SAME
3FGs Made	1, #9/9 BYU, 1/10/26	SAME
3FGs Attempted	2, #9/9 BYU, 1/10/26	SAME
FTs Made	--	--
FTs Attempted	--	--

2025-26 SEASON HIGHLIGHTS

•Midyear addition for Utah - arrived in SLC on Jan. 8
•Represented Spain at various levels on the international stage (U17, U18, U19, U20)
•Played for Casademont Zaragoza in the ACB league and ACB U22 league
•Averaged 16.3 points, 3.1 rebounds and 3.4 assists through 9 games with Casademont Zaragoza in the ACB U22 league

•Made collegiate debut on Jan. 10 vs. #9/9 BYU, scoring 3pts
•Left in 1H of BYU game due to lower right leg injury; Return TBD

2025-26 GAME-BY-GAME STATISTICS

Opponent	Date	GS	MIN	Total		3-Pointers		Free throws		Rebounds											
				FG-FGA	PCT	3FG-3FGA	PCT	FT-FTA	PCT	OFF	DEF	TOT	AVG	PF	A	TO	BLK	STL	PTS	AVG	
BYU	01/10/2026		04:32	1-2	.500	1-2	.500	0-0	.000	0	0	0	0.0	1	0	0	0	0	3	3.0	
Totals		0	04:32	1-2	.500	1-2	.500	0-0	.000	0	0	0	0.0	1	0	0	0	0	3	3.0	

Player Averages

Games Played	Minutes/ game	Points/ game	FG Pct	3FG Pct	FT Pct	Rebounds/ game	Assists/ game	Turnovers/ game	Assist/Turnover ratio	Steals/ game	Blocks/ game
1	4.5	3.0	50.0	50.0	0.0	0.0	0.0	0.0	0.0	0.0	0.0

LUCAS LANGARITA CAREER STATISTICS

				Field Goals		3-Point		F-Throws		Rebounds									Scoring	
SEASON	TEAM	GP-GS	MIN/AVG	FG-FGA	FG%	3FG-3FGA	3FG%	FT-FTA	FT%	OFF	DEF	TOT	AVG	PF-FO	A	TO	BLK	STL	PTS	AVG
2025-26	Utah	1-0	5/4.5	1-2	.500	1-2	.500	0-0	.000	0	0	0	0.0	1-0	0	0	0	0	3	3.0
TOTAL		1-0	5/4.5	1-2	.500	1-2	.500	0-0	.000	0	0	0	0.0	1-0	0	0	0	0	3	3.0



#13 SANDERS KENDYL

Freshman • Forward • 6-8 • 213
Los Angeles, Calif. • St. Bernard HS
IMG Academy

Stat	2025-26 Season High	Career High
Points	13, EASTERN WASHINGTON, 12/20/25	SAME
Rebounds	8, 2x, Last vs. #RV/RV Ole Miss, 11/26/25	SAME
Assists	2, 5x, Last vs. TCU, 1/17/26	SAME
Blocks	2, 3x, Last vs. Mississippi State, 12/13/25	SAME
Steals	2, 2x, Last at Colorado, 1/7/26	SAME
FGs Made	5, EASTERN WASHINGTON, 12/20/25	SAME
FGs Attempted	7, 2x, Last at Washington, 12/29/25	SAME
3FGs Made	3, #9/9 BYU, 1/10/26	SAME
3FGs Attempted	5, WEBER STATE, 11/8/25	SAME
FTs Made	3, SAM HOUSTON, 11/15/25	SAME
FTs Attempted	4, SAM HOUSTON, 11/15/25	SAME

2025-26 SEASON HIGHLIGHTS

- Joined Utah from IMG Academy via St. Bernard HS in Los Angeles
- Averaged 14.2pts and 8.1rebs at IMG Academy
- Helped St. Bernards capture 2023 CIF Southern Section Division I title
- Father Yemen played at Central Michigan (1987-89) and USC (1990-92)
- Made his collegiate debut in season-opener, scoring 9pts with 7rebs
- Had 2 huge rebounds in OT to help Utah defeat Weber State at home

- Just shy of a double-double, scoring 9pts with 8rebs in win over Ole Miss
- Season-high 13pts on 5-6 shooting in win over Eastern Washington
- Chipped in with 9pts, 3rebs, 2asts off the bench for first league win vs. TCU

2025-26 RUNNIN' UTES BASKETBALL

Opponent	Date	GS	MIN	Total		3-Pointers		Free throws		Rebounds				PF	A	TO	BLK	STL	PTS	AVG
				FG-FGA	PCT	3FG-3FGA	PCT	FT-FTA	PCT	OFF	DEF	TOT	AVG							
San Jose St.	11/03/2025		21:26	4-6	.667	1-2	.500	0-2	.000	5	2	7	7.0	2	0	1	2	1	9	9.0
Weber St.	11/08/2025		28:48	2-6	.333	2-5	.400	0-2	.000	3	5	8	7.5	2	0	1	1	0	6	7.5
Holy Cross	11/10/2025		21:58	3-5	.600	1-3	.333	0-0	.000	0	2	2	5.7	1	2	0	0	0	7	7.3
Sam Houston	11/15/2025		26:30	0-5	.000	0-2	.000	3-4	.750	0	2	2	4.8	2	1	1	0	1	3	6.3
Purdue Fort Wayne	11/18/2025		15:07	2-5	.400	0-2	.000	0-2	.000	1	1	2	4.2	1	1	0	1	1	4	5.8
Cal Poly	11/20/2025		12:46	3-4	.750	1-2	.500	0-0	.000	1	1	2	3.8	2	1	0	0	0	7	6.0
vs Grand Canyon	11/25/2025		13:38	0-2	.000	0-2	.000	0-2	.000	0	4	4	3.9	2	0	0	2	0	0	5.1
vs Ole Miss	11/26/2025		22:52	3-7	.429	2-4	.500	1-2	.500	2	6	8	4.4	3	2	0	0	0	9	5.6
at California	12/02/2025		15:26	1-5	.200	1-3	.333	0-0	.000	0	2	2	4.1	2	0	0	0	0	3	5.3
California Baptist	12/06/2025		16:26	1-3	.333	1-3	.333	0-1	.000	0	1	1	3.8	3	0	2	1	0	3	5.1
vs Mississippi St.	12/13/2025		23:54	2-5	.400	0-2	.000	0-2	.000	2	5	7	4.1	4	2	1	2	1	4	5.0
Eastern Wash.	12/20/2025		24:35	5-6	.833	2-3	.667	1-3	.333	0	1	1	3.8	3	1	3	1	1	13	5.7
at Washington	12/29/2025		19:27	2-7	.286	2-3	.667	0-0	.000	1	5	6	4.0	4	0	1	0	2	6	5.7
Arizona	01/03/2026		20:21	0-4	.000	0-2	.000	0-0	.000	1	0	1	3.8	1	0	1	0	0	0	5.3
at Colorado	01/07/2026		21:45	2-3	.667	0-1	.000	0-0	.000	1	5	6	3.9	3	2	0	0	2	4	5.2
BYU	01/10/2026		24:11	3-4	.750	3-4	.750	0-0	.000	0	1	1	3.8	3	0	1	0	0	9	5.4
at Texas Tech	01/14/2026		22:50	3-4	.750	2-2	1.000	0-0	.000	0	1	1	3.6	2	0	2	0	0	8	5.6
TCU	01/17/2026		19:57	3-4	.750	2-3	.667	1-2	.500	1	2	3	3.6	4	2	2	0	0	9	5.8
Totals		0	371:57	39-85	.459	20-48	.417	6-22	.273	18	46	64	3.6	44	14	16	10	9	104	5.8

Player Averages

Games Played	Minutes/game	Points/game	FG Pct	3FG Pct	FT Pct	Rebounds/game	Assists/game	Turnovers/game	Assist/Turnover ratio	Steals/game	Blocks/game
18	20.7	5.8	45.9	41.7	27.3	3.6	0.8	0.9	0.9	0.5	0.6

KENDYL SANDERS CAREER STATISTICS

				Field Goals		3-Point		F-Throws		Rebounds				Scoring						
SEASON	TEAM	GP-GS	MIN/AVG	FG-FGA	FG%	3FG-3FGA	3FG%	FT-FTA	FT%	OFF	DEF	TOT	AVG	PF-FO	A	TO	BLK	STL	PTS	AVG
2025-26	Utah	18-0	372/20.7	39-85	.459	20-48	.417	6-22	.273	18	46	64	3.6	44-0	14	16	10	9	104	5.8
TOTAL		18-0	372/20.7	39-85	.459	20-48	.417	6-22	.273	18	46	64	3.6	44-0	14	16	10	9	104	5.8



#15

JACKSON III ALVIN

Sophomore • Guard • 6-5 • 214
Washington, D.C. • Bethesda Chevy Chase HS
Salt Lake CC

Stat	2025-26 Season High	Career High
Points	--	--
Rebounds	--	--
Assists	--	--
Blocks	--	--
Steals	--	--
FGs Made	--	--
FGs Attempted	--	--
3FGs Made	--	--
3FGs Attempted	--	--
FTs Made	--	--
FTs Attempted	--	--

2025-26 SEASON HIGHLIGHTS

- Transferred in from Salt Lake CC
- Averaged 6.4pts and 2.1rebs with a .410 shooting clip last season
- Played his junior season at Lone Peak HS in Draper, UT
- Brother, Frank, was 31st-overall pick in the 2nd round of the 2017 NBA Draft

2025-26 GAME-BY-GAME STATISTICS





#21

ABBEY OBOMATE

Freshman • Guard • 6-0 • 194
Jyväskylä, Finland
Jyväskylä Basketball Academy

Stat	2025-26 Season High	Career High
Points	10, HOLY CROSS, 11/10/25	SAME
Rebounds	6, HOLY CROSS, 11/10/25	SAME
Assists	5, CAL POLY, 11/20/25	SAME
Blocks	--	--
Steals	2, at Cal, 12/2/25	SAME
FGs Made	3, HOLY CROSS, 11/10/25	SAME
FGs Attempted	8, at #15/14 Texas Tech, 1/14/26	SAME
3FGs Made	2, 2x, Last at #15/14 Texas Tech, 1/14/26	SAME
3FGs Attempted	4, at #15/14 Texas Tech, 1/14/26	SAME
FTs Made	5, CAL BAPTIST, 12/6/25	SAME
FTs Attempted	5, CAL BAPTIST, 12/6/25	SAME

2025-26 SEASON HIGHLIGHTS

- Joins Utah with plenty of international experience playing for Finland
- Averaged 13.4pts, 4.4rebs and 7.0asts for Finland at 2025 U20 Eurobasket
- Also represented Finland in 2023 FIBA U18 European Championships
- Made his national team debut at 2022 FIBA U18 European Championships
- Made his collegiate debut in the season-opener, scoring 3pts with 2asts
- First double-digit game vs. Holy Cross, scoring 10pts with 6rebs and 3asts

2025-26 GAME-BY-GAME STATISTICS

Opponent	Date	GS	MIN	Total		3-Pointers		Free throws		Rebounds				PF	A	TO	BLK	STL	PTS	AVG
				FG-FGA	PCT	3FG-3FGA	PCT	FT-FTA	PCT	OFF	DEF	TOT	AVG							
San Jose St.	11/03/2025		12:28	1-3	.333	1-1	1.000	0-0	.000	0	0	0	0.0	0	2	1	0	0	3	3.0
Weber St.	11/08/2025		10:08	0-1	.000	0-0	.000	0-0	.000	0	0	0	0.0	0	2	0	0	0	0	1.5
Holy Cross	11/10/2025		24:58	3-4	.750	2-3	.667	2-2	1.000	0	6	6	2.0	4	3	1	0	1	10	4.3
Sam Houston	11/15/2025		22:43	2-4	.500	1-3	.333	0-0	.000	0	0	0	1.5	1	3	2	0	0	5	4.5
Purdue Fort Wayne	11/18/2025		19:38	0-3	.000	0-1	.000	0-0	.000	0	3	3	1.8	0	2	2	0	1	0	3.6
Cal Poly	11/20/2025		21:00	0-3	.000	0-1	.000	0-0	.000	0	3	3	2.0	2	5	1	0	0	0	3.0
vs Grand Canyon	11/25/2025		14:28	0-3	.000	0-2	.000	0-0	.000	0	0	0	1.7	4	3	1	0	0	0	2.6
vs Ole Miss	11/26/2025		15:49	0-4	.000	0-1	.000	0-0	.000	1	0	1	1.6	1	1	0	0	0	0	2.3
at California	12/02/2025		18:43	0-2	.000	0-1	.000	1-2	.500	0	3	3	1.8	0	3	1	0	2	1	2.1
California Baptist	12/06/2025		14:57	1-2	.500	0-0	.000	5-5	1.000	0	1	1	1.7	2	1	3	0	1	7	2.6
vs Mississippi St.	12/13/2025		19:06	2-4	.500	1-2	.500	1-1	1.000	0	1	1	1.6	2	3	2	0	1	6	2.9
Eastern Wash.	12/20/2025		14:36	0-1	.000	0-0	.000	0-0	.000	0	2	2	1.7	4	3	1	0	0	0	2.7
at Washington	12/29/2025		17:16	2-3	.667	0-1	.000	0-0	.000	1	3	4	1.8	1	2	1	0	0	4	2.8
Arizona	01/03/2026		13:34	2-4	.500	0-1	.000	1-1	1.000	0	2	2	1.9	3	2	1	0	0	5	2.9
at Colorado	01/07/2026		11:16	1-2	.500	0-0	.000	0-0	.000	0	1	1	1.8	1	1	1	0	0	2	2.9
BYU	01/10/2026		13:57	2-5	.400	0-2	.000	0-0	.000	0	1	1	1.8	0	2	0	0	1	4	2.9
at Texas Tech	01/14/2026		20:44	2-8	.250	2-4	.500	1-2	.500	0	3	3	1.8	2	2	2	0	1	7	3.2
TCU	01/17/2026		19:31	2-6	.333	0-3	.000	1-2	.500	0	2	2	1.8	1	4	2	0	0	5	3.3
Totals		0	304:53	20-62	.323	7-26	.269	12-15	.800	2	31	33	1.8	28	44	22	0	8	59	3.3

Player Averages

Games Played	Minutes/game	Points/game	FG Pct	3FG Pct	FT Pct	Rebounds/game	Assists/game	Turnovers/game	Assist/Turnover ratio	Steals/game	Blocks/game
18	16.9	3.3	32.3	26.9	80.0	1.8	2.4	1.2	2.0	0.4	0.0

OBOMATE ABBEY CAREER STATISTICS

				Field Goals		3-Point		F-Throws		Rebounds				Scoring						
SEASON	TEAM	GP-GS	MIN/AVG	FG-FGA	FG%	3FG-3FGA	3FG%	FT-FTA	FT%	OFF	DEF	TOT	AVG	PF-FO	A	TO	BLK	STL	PTS	AVG
2025-26	Utah	18-0	305/16.9	20-62	.323	7-26	.269	12-15	.800	2	31	33	1.8	28-0	44	22	0	8	59	3.3
TOTAL		18-0	305/16.9	20-62	.323	7-26	.269	12-15	.800	2	31	33	1.8	28-0	44	22	0	8	59	3.3



#31
TRAORE
IBRAHIMA

Redshirt Freshman • Forward • 6-9 • 220
Bamako, Mali • West Oaks Academy

Stat	2025-26 Season High	Career High
Points	6, #1/2 ARIZONA, 1/3/26	SAME
Rebounds	2, at Colorado, 1/7/26	SAME
Assists	--	--
Blocks	--	--
Steals	1, 2x, Last at Colorado, 1/7/26	SAME
FGs Made	3, #1/2 ARIZONA, 1/3/26	SAME
FGs Attempted	3, #1/2 ARIZONA, 1/3/26	SAME
3FGs Made	--	--
3FGs Attempted	--	--
FTs Made	--	--
FTs Attempted	--	--

2025-26 SEASON HIGHLIGHTS

- Missed 2024-25 season due to season-ending knee injury
- Made collegiate debut (1H, 2:39) and scored his 1st basket with :29 left in half vs. EWU
- Scored in his second game ever at Washington (2pts)
- Went 3-for-3 with 6pts in his third game off the bench vs. #1/2 Arizona

2025-26 GAME-BY-GAME STATISTICS

Opponent	Date	GS	MIN	Total		3-Pointers		Free throws		Rebounds				PF						
				FG-FGA	PCT	3FG-3FGA	PCT	FT-FTA	PCT	OFF	DEF	TOT	AVG	A	TO	BLK	STL	PTS	AVG	
Eastern Wash.	12/20/2025		09:07	1-1	1.000	0-0	.000	0-0	.000	0	1	1	1.0	0	0	0	0	1	2	2.0
at Washington	12/29/2025		05:59	1-1	1.000	0-0	.000	0-0	.000	0	0	0	0.5	0	0	0	0	0	2	2.0
Arizona	01/03/2026		08:33	3-3	1.000	0-0	.000	0-0	.000	0	0	0	0.3	1	0	1	0	0	6	3.3
at Colorado	01/07/2026		04:59	0-2	.000	0-0	.000	0-0	.000	0	2	2	0.8	0	0	0	0	1	0	2.5
Totals		0	28:38	5-7	.714	0-0	.000	0-0	.000	0	3	3	0.8	1	0	1	0	2	10	2.5

Player Averages

Games Played	Minutes/ game	Points/ game	FG Pct	3FG Pct	FT Pct	Rebounds/ game	Assists/ game	Turnovers/ game	Assist/Turnover ratio	Steals/ game	Blocks/ game
4	7.2	2.5	71.4	0.0	0.0	0.8	0.0	0.3	0.0	0.5	0.0

IBRAHIMA TRAORE CAREER STATISTICS

				Field Goals		3-Point		F-Throws		Rebounds				Scoring						
SEASON	TEAM	GP-GS	MIN/AVG	FG-FGA	FG%	3FG-3FGA	3FG%	FT-FTA	FT%	OFF	DEF	TOT	AVG	PF-FO	A	TO	BLK	STL	PTS	AVG
2025-26	Utah	4-0	29/7.2	5-7	.714	0-0	.000	0-0	.000	0	3	3	0.8	1-0	0	1	0	2	10	2.5
TOTAL		4-0	29/7.2	5-7	.714	0-0	.000	0-0	.000	0	3	3	0.8	1-0	0	1	0	2	10	2.5





#32 OKONKWO JAMES

5th Year • Forward • 6-8 • 235
Maidenhead, England • Furze Platt
West Virginia • North Carolina • Akron

Stat	2025-26 Season High	Career High
Points	8, vs. Grand Canyon, 11/25/25	17, 2x, Last at Eastern Michigan, 1/11/25
Rebounds	13, #9/9 BYU, 1/10/26	16, 2x, Last vs. Jackson State, 12/21/25
Assists	2, #9/9 BYU, 1/10/26	3, 2x, Last at Bowling Green, 1/3/25
Blocks	2, 2x, Last vs. EASTERN WASHINGTON, 12/20/25	3, 6x, Last at Milwaukee, 12/15/24
Steals	1, 7x, Last vs. #9/9 BYU, 1/10/26	3, vs. Bowling Green, 3/13/25
FGs Made	4, vs. Grand Canyon, 11/25/25	5, 4x, Last at Central Michigan, 2/15/25
FGs Attempted	6, vs. Grand Canyon, 11/25/25	8, at Princeton, 12/30/24
3FGs Made	--	--
3FGs Attempted	--	2, 2x, Last vs. #24 Purdue, 11/24/22
FTs Made	3, CAL BAPTIST, 12/6/25	9, at Eastern Michigan, 1/11/25
FTs Attempted	5, CAL BAPTIST, 12/6/25	11, at Eastern Michigan, 1/11/25

2025-26 SEASON HIGHLIGHTS

- Transferred in from Akron
- Averaged 6.9pts and 7.2rebs with 3.4blks and 1.9stls last season
- Started his career at West Virginia (2021-23), then North Carolina (2023-24)
- Grew up playing competitive tennis and represented the United Kingdom
- Must sit out first 3 games of 2025-26 season per NCAA rules
- Made Utah debut vs. Sam Houston off the bench
- Pulled down 10rebs (8 OREB) off the bench in win vs. Purdue Fort Wayne
- Had 8pts & 8rebs off the bench (5 OREB) against Grand Canyon
- Season-high 13rebs at home vs. #9/9 BYU

2025-26 GAME-BY-GAME STATISTICS

Opponent	Date	GS	MIN	Total		3-Pointers		Free throws		Rebounds				PF	A	TO	BLK	STL	PTS	AVG
				FG-FGA	PCT	3FG-3FGA	PCT	FT-FTA	PCT	OFF	DEF	TOT	AVG							
Sam Houston	11/15/2025		13:55	0-0	.000	0-0	.000	1-2	.500	3	4	7	7.0	2	0	1	0	0	1	2.0
Purdue Fort Wayne	11/18/2025		23:36	1-2	.500	0-0	.000	0-0	.000	8	2	10	8.5	3	1	1	0	0	2	1.5
Cal Poly	11/20/2025		15:07	0-2	.000	0-0	.000	1-3	.333	2	1	3	6.7	3	0	2	0	1	1	1.3
vs Grand Canyon	11/25/2025		24:19	4-6	.667	0-0	.000	0-0	.000	5	3	8	7.0	0	0	1	2	1	8	3.0
vs Ole Miss	11/26/2025		14:13	0-0	.000	0-0	.000	0-0	.000	2	2	4	6.4	1	0	1	0	1	0	2.4
at California	12/02/2025		14:29	1-1	1.000	0-0	.000	0-0	.000	1	1	2	5.7	3	0	0	0	0	2	2.3
California Baptist	12/06/2025		21:40	2-4	.500	0-0	.000	3-5	.600	2	3	5	5.6	4	1	0	0	1	7	3.0
vs Mississippi St.	12/13/2025	*	20:50	0-0	.000	0-0	.000	0-0	.000	1	3	4	5.4	0	1	0	0	0	0	2.6
Eastern Wash.	12/20/2025	*	12:41	2-2	1.000	0-0	.000	0-0	.000	1	2	3	5.1	4	0	0	2	0	4	2.8
at Washington	12/29/2025	*	25:57	1-3	.333	0-0	.000	1-2	.500	4	2	6	5.2	1	1	0	1	0	3	2.8
Arizona	01/03/2026	*	14:21	1-2	.500	0-0	.000	0-0	.000	2	1	3	5.0	3	1	2	0	1	2	2.7
at Colorado	01/07/2026	*	23:23	0-1	.000	0-0	.000	2-2	1.000	4	2	6	5.1	2	1	0	0	1	2	2.7
BYU	01/10/2026	*	28:30	2-2	1.000	0-0	.000	0-0	.000	4	9	13	5.7	3	2	0	1	1	4	2.8
at Texas Tech	01/14/2026	*	19:38	0-0	.000	0-0	.000	0-0	.000	1	3	4	5.6	1	0	2	0	1	0	2.6
TCU	01/17/2026	*	18:54	2-3	.667	0-0	.000	0-0	.000	2	4	6	5.6	5	0	0	0	0	4	2.7
Totals		8	291:34	16-28	.571	0-0	.000	8-14	.571	42	42	84	5.6	35	8	10	6	8	40	2.7

Player Averages

Games Played	Minutes/game	Points/game	FG Pct	3FG Pct	FT Pct	Rebounds/game	Assists/game	Turnovers/game	Assist/Turnover ratio	Steals/game	Blocks/game
15	19.4	2.7	57.1	0.0	57.1	5.6	0.5	0.7	0.8	0.5	0.4

JAMES OKONKWO CAREER STATISTICS

				Field Goals		3-Point		F-Throws		Rebounds									Scoring	
SEASON	TEAM	GP-GS	MIN/AVG	FG-FGA	FG%	3FG-3FGA	3FG%	FT-FTA	FT%	OFF	DEF	TOT	AVG	PF-FO	A	TO	BLK	STL	PTS	AVG
2021-22	WVU	3-0	11/3.7	1-3	.333	0-0	.000	0-0	.000	0	2	2	0.7	0-0	0	0	1	0	2	0.7
2022-23	WVU	31-0	340/11.0	27-47	.574	0-6	.000	23-38	.605	32	68	100	3.2	42-1	5	13	22	2	77	2.5
2023-24	UNC	15-0	43/2.9	5-9	.556	0-0	.000	5-5	1.000	7	8	15	1.0	7-0	0	3	4	0	15	1.0
2024-25	UA	35-28	634/18.1	86-145	.593	0-0	.000	69-103	.670	95	157	252	7.2	99-3	16	43	34	19	241	6.9
2025-26	Utah	15-8	292/19.4	16-28	.571	0-0	.000	8-14	.571	42	42	84	5.6	35-1	8	10	6	8	40	2.7
TOTAL FOR Utah		15-8	292/19.4	16-28	.571	0-0	.000	8-14	.571	42	42	84	5.6	35-1	8	10	6	8	40	2.7
TOTAL		99-36	1320/13.3	135-232	.582	0-6	.000	105-160	.656	176	277	453	4.6	183-5	29	69	67	29	375	3.8



#34

MCHANNEY COLIN

Freshman • Center • 6-10 • 280
Milton, Ga. • Milton HS

Stat	2025-26 Season High	Career High
Points	--	--
Rebounds	--	--
Assists	--	--
Blocks	--	--
Steals	--	--
FGs Made	--	--
FGs Attempted	--	--
3FGs Made	--	--
3FGs Attempted	--	--
FTs Made	--	--
FTs Attempted	--	--

2025-26 SEASON HIGHLIGHTS

- Midyear walk-on addition for Utah after fall tryouts
- Led Milton HS to a AAAAA Region 7 Championship (12-0) as a senior
- Led Blessed Trinity Catholic HS to AAAAAA Region 7 Title as a sophomore

2025-26 GAME-BY-GAME STATISTICS

COLIN MCHANNEY CAREER STATISTICS

TV / RADIO ROSTER



#0 • SEYDOU TRAORE
JR • F • 6-6 • 220
BRONX, N.Y.



#2 • TERENCE BROWN
JR • G • 6-3 • 175
MINNEAPOLIS, MINN.



#3 • DON MCHENRY
5TH • G • 6-2 • 170
MILWAUKEE, WIS.



#5 • BABACAR FAYE
5TH • F • 6-9 • 230
DAKAR, SENEGAL



#6 • JACOB PATRICK
JR • G • 6-6 • 195
LUDWIGSBURG, GERMANY



#7 • JOSH HAYES
JR • F • 6-9 • 210
GAINESVILLE, FLA.



#8 • KEANU DAWES
JR • F • 6-9 • 225
HOUSTON, TEXAS



#9 • JERRY HUANG
SO • G • 6-2 • 195
TAIPEI, TAIWAN



#11 • LUCAS LANGARITA
FR • G • 6-5 • 202
ZARAGOZA, SPAIN



#13 • KENDYL SANDERS
FR • F • 6-8 • 230
LOS ANGELES, CALIF.



#15 • ALVIN JACKSON III
SO • G • 6-5 • 215
BETHESDA, MD.



#21 • OBOMATE ABBEY
FR • G • 6-0 • 195
JYVASKYLÄ, FINLAND



#31 • IBRAHIMA TRAORE
RFR • F • 6-9 • 222
BAMAKO, MALI



#32 • JAMES OKONKWO
5TH • F • 6-8 • 245
MAIDENHEAD, ENGLAND



#34 • COLIN MCHANEY
FR • C • 6-10 • 265
MILTON, GA.




ALEX JENSEN
HEAD COACH
1ST SEASON



WES WILCOX
GENERAL MANAGER
1ST SEASON



RAPHAEL CHILLIOUS
ASSISTANT COACH
1ST SEASON



ERIC DANIELS
ASSISTANT COACH
1ST SEASON



MARTIN SCHILLER
ASSISTANT COACH
1ST SEASON



RICO SYLVESTER
ASST. DIR. PLAYER PERSONNEL
1ST SEASON



JORDAN MASON
HEAD VIDEO COORDINATOR
1ST SEASON




VICTORIA SUN
DIRECTOR OF OPERATIONS
1ST SEASON



ERICK SCHORK
SPORTS PERFORMANCE
1ST SEASON



TREVOR JAMESON
DIR. OF ATHLETIC TRAINING
27TH SEASON



BRENNAN HALL
GRADUATE STUDENT MANAGER
1ST SEASON



KIM TILLIE
GRADUATE STUDENT MANAGER
1ST SEASON