



UTAH FOOTBALL



28 CONFERENCE CHAMPIONSHIPS • 727 WINS • 10, 10-WIN SEASONS
26 BOWL APPEARANCES • 89 CONSECUTIVE SELLOUTS AT RICE-ECCLES STADIUM

GAME INFORMATION

TVFOX
TalentGus Johnson, Joel Klatt, Jenny Taft
Local RadioESPN 700 AM & 92.1 FM
TalentBill Riley, Scott Mitchell, Steven Sylvester
Utah Call on Sirius XM ChannelCh. 82
Live StatsUtahUtes.com

UTAH SCHEDULE (3-0, 0-0 BIG 12)

8/30	at UCLA	W, 43-10	FOX
9/6	Cal Poly	W, 63-9	ESPN+
9/13	at Wyoming	W, 31-6	CBS SN
9/20	#17 Texas Tech*	10 a.m.	FOX
9/27	at West Virginia*	1:30 p.m.	FOX
10/11	Arizona State*	TBA	TBA
10/18	at BYU*	TBA	TBA
10/25	Colorado*	TBA	TBA
11/1	Cincinnati*	TBA	TBA
11/15	at Baylor*	TBA	TBA
11/22	Kansas State*	TBA	TBA
11/28	at Kansas*	10 a.m.	ABC/ESPN

All Times MT | *Big 12 Regular Season

TEXAS TECH SCHEDULE (3-0, 0-0 BIG 12)

8/30	Arkansas-Pine Bluff	W, 67-7	ESPN+
9/6	Kent State	W, 62-14	TNT
9/13	Oregon State	W, 45-14	FOX
9/20	at #16 Utah *	10 a.m.	FOX
10/4	at Houston *	TBA	TBA
10/11	Kansas *	TBA	TBA
10/18	at Arizona State *	TBA	TBA
10/25	Oklahoma State *	TBA	TBA
11/1	at Kansas State *	TBA	TBA
11/8	BYU *	TBA	TBA
11/15	UCF *	TBA	TBA
11/22	at West Virginia *	TBA	TBA

All Times MT | *Big 12 Regular Season

SERIES HISTORY

Series HistoryTexas Tech leads, 2-0
In Salt Lake City.....First Meeting
In Lubbock.....Texas Tech leads, 2-0
NeutralNever
First Meeting.....Sept. 16, 1972 (at TTU 45, Utah 2)
Last Meeting.....Sept. 15, 1973 (at TTU 29, Utah 22)
Last Utah WinNever
Last TTU winSept. 15, 1973 (at TTU 29, Utah 22)

ATHLETICS COMMUNICATIONS

Keeler McJunkin, Primary
kmcjunkin@huntsman.utah.edu | (540) 414-1800
Ryan Gallant, No. 2
rgallant@huntsman.utah.edu | (801) 554-8545
Mark Inserra, No. 3
minserta@huntsman.utah.edu | (973) 896-5656

GAME 4

#16 UTAH (3-0, 0-0 Big 12) vs. #17 TEXAS TECH (3-0, 0-0 Big 12) Saturday, Sept. 20 - 10 a.m. MT - Salt Lake City, Utah - Rice-Eccles Stadium (51,444)



UTAH UTES

Head Coach: Kyle Whittingham
Year at Utah: 21st
Record at Utah: 170-86
Career Record: Same



TEXAS TECH RED RAIDERS

Head Coach: Joey McGuire
Year at TTU: 4th
Record at TTU: 26-16
Career Record: Same

THE GAME

The 16th-ranked Utah football team opens Big 12 Conference play vs. No. 17 Texas Tech with a 10 a.m. MT kickoff on Saturday at Rice-Eccles Stadium. The Utes (3-0) and Red Raiders (3-0) will meet for the third time in history and first time since 1973.

FOLLOW ALONG

Fans can get behind the scenes views and live updates on social media and online at www.UtahUtes.com throughout the 2025 season. The Utes are active on Twitter (@UtahFootball), Instagram (@UtahFootball), Facebook (search Utah Football) and TikTok (@UtahFootball).

THE NUMBERS

- Utah continues to ascend in the polls, moving up to No. 16 in the Associated Press poll and No. 18 in the Coaches Poll for Week 4.
- The Utes are eighth in the FBS in scoring defense (8.3 ppg) and 14th in the country in scoring offense (45.7 ppg).
- Utah's defense has allowed just two touchdowns and 25 points through three games, while the offense has tallied 19 touchdowns and scored 137 points for a point differential of +112.
- Saturday will be the first matchup between Utah and Texas Tech since the two teams played in back-to-back years, 1972-73, both Red Raider wins in Lubbock.

UTAH FOOTBALL: NEED TO KNOWS

- Utah has topped 200 rushing yards in all three games to start the season, the first time since 2019 they have surpassed 200 yards on the ground in three consecutive matchups. The 311 rushing yards at Wyoming last Saturday were a season-high and marked the first time since Nov. 4, 2023 that Utah rushed for 300-plus yards.
- The Utes' offense ranks second in the country in 3rd down conversion percentage, converting on 71 percent of opportunities through the first three weeks of the season. Utah is seventh in the country in first downs offense, totaling 85 first downs in three games.
- Devon Dampier is second in the Big 12 Conference and 12th in the FBS in completion percentage at 73 percent.
- Utah's defense ranks 12th in the country and third in the Big 12 in passes intercepted (4), while Jackson Bennee leads the conference with two picks, one shy of five players tied for the national lead with three.

BIG 12 STANDINGS

Team	Big 12	Overall
Iowa State	1-0	4-0
Houston	1-0	3-0
Arizona	0-0	3-0
Texas Tech	0-0	3-0
Utah	0-0	3-0
BYU	0-0	2-0
UCF	0-0	2-0
TCU	0-0	2-0
Arizona State	0-0	2-1
Baylor	0-0	2-1
Cincinnati	0-0	2-1
Kansas	0-0	2-1
West Virginia	0-0	2-1
Oklahoma State	0-0	1-1
Colorado	0-1	1-2
Kansas State	0-1	1-3

ALL-TIME SERIES VS. TEXAS TECH

1972	L, 45-2	A
1973	L, 29-22	A

WEEKLY MEDIA SCHEDULE: SEPTEMBER 14-20						
SUNDAY	MONDAY	TUESDAY	WEDNESDAY	THURSDAY	FRIDAY	SATURDAY
No Media Availability	• 11 a.m. MT: Kyle Whittingham Press Conference • Post Practice (time TBA): Jason Beck, Offensive Players	• Post Practice (time TBA): Kyle Whittingham (briefly), Morgan Scalley, Defensive Players	No Media Availability	No Media Availability	No Media Availability	GAME DAY! vs. Texas Tech 10 a.m. MT • FOX

QUICK FACTS	
Location	Salt Lake City, Utah
Founded.....	1850
Enrollment.....	36,881
President.....	Taylor R. Randall
Director of Athletics.....	Mark Harlan
Conference.....	Big 12
Nickname.....	Utes
Mascot.....	Swoop
Colors.....	Red & White
Stadium.....	Rice-Eccles Stadium (51,444)
Website.....	UtahUtes.com
TEAM INFORMATION	
2025 Record.....	3-0
2024 Big 12 Record	2-7
Offense.....	Multiple
Defense.....	4-2
Lettermen Returning in 2025.....	50
Lettermen Lost from 2024.....	71
Total Starters Returning in 2025.....	11 (6 O, 5 D)
Total Starters Lost from 2024.....	14 (5 O, 6 D, 3 Spec.)
HISTORY	
First Year of Football.....	1892
All-Time Record	727-489-31 (.598)
Home	439-198-16 (.685)
Rice-Eccles Stadium (1998-present).....	121-41 (.747)
Road	263-267-12 (.496)
Neutral	25-24-3 (.509)
Conference.....	447-267-19 (.623)
Big 12 Conference (2024-present)	2-7
Bowl Games.....	17-9 (.654)
Homecoming	64-35 (.646)
Conference Championships	28
COACHING STAFF..... POSITION (Game Day Location)	
Kyle Whittingham	Head Coach (Field)
Morgan Scalley.....	Defensive Coordinator/Safeties (Field)
Jason Beck.....	Offensive Coord./Quarterbacks (Booth)
Jim Harding.....	Assistant Head Coach/Offensive Line (Field)
Sharrieff Shah.....	Cornerbacks/ST Coordinator (Field)
Micah Simon.....	Wide Receivers (Field)
Freddie Whittingham.....	Tight Ends/Recruiting Coord. (Field)
Mark Atuaia.....	Running Backs (Field)
Lewis Powell.....	Defensive Ends (Field)
Luther Elliss.....	Defensive Tackles (Field)
Colton Swan	Linebackers (Field)

NCAA/CONFERENCE STATISTICAL COMPARISONS								
Category (133 ranked in NCAA FBS)	FBS Rank	Utah		Texas Tech			FBS Rank	Value
		Big 12	Value	Big 12	Value	Value		
3rd Down Conversion Pct (134 ranked)	2	1	71.1%	15	3	55.6%		
3rd Down Conversion Pct Defense (133 ranked)	9	2	22.2%	34	7	28.9%		
4th Down Conversion Pct (130 ranked)	1	1	100%	70	13	50%		
4th Down Conversion Pct Defense (124 ranked)	107	12	71.4%	77	8	571%		
Fewest Penalties (134 ranked)	89	12	20	115	14	24		
Fewest Penalty Yards Per Game (134 ranked)	92	11	60.00	106	14	66.67		
First Downs Defense (134 ranked)	31	8	41	21	5	38		
First Downs Offense (134 ranked)	7	2	85	2	1	90		
Kickoff Return Defense (134 ranked)	55	7	17.75	39	4	16.00		
Kickoff Returns (129 ranked)	123	15	10.67	68	11	20.40		
Net Punting (134 ranked)	28	6	43.00	7	1	46.50		
Passing Offense (134 ranked)	69	8	227.0	2	1	383.7		
Passing Yards Allowed (134 ranked)	20	5	134.0	49	10	187.7		
Punt Return Defense (134 ranked)	2	1	-2.00	8	2	0.00		
Punt Returns (134 ranked)	9	2	21.50	94	13	4.50		
Red Zone Defense (101 ranked)	101	11	100%	12	2	66.7%		
Red Zone Offense (134 ranked)	36	7	93.8%	55	9	90.5%		
Rushing Defense (134 ranked)	26	3	90.0	2	2	41.3		
Rushing Offense (134 ranked)	7	2	290.0	26	5	219.0		
Scoring Defense (134 ranked)	8	2	8.3	22	6	11.7		
Scoring Offense (134 ranked)	14	3	45.7	1	1	58.0		
Team Passing Efficiency (134 ranked)	35	5	158.83	4	2	197.7		
Team Passing Efficiency Defense (134 ranked)	11	5	89.42	25	6	101.43		
Team Sacks (133 ranked)	16	4	3.00	16	4	3.00		
Team Tackles for Loss (134 ranked)	80	14	5.3	51	10	6.3		
Time of Possession (134 ranked)	12	1	34:44	111	13	27:08		
Total Defense (134 ranked)	11	3	224.0	15	5	229.0		
Total Offense (134 ranked)	15	3	517.0	2	1	602.7		
Turnover Margin (134 ranked)	18	5	1.33	32	7	0.67		
Turnovers Gained (117 ranked)	26	5	5	26	5	5		

MEDIA NOTES	
<ul style="list-style-type: none">• Practices are closed to media and public.• Kyle Whittingham will hold his weekly press conference on Monday at 11 a.m. in the press room located in the Spence and Cleone Eccles Football Center.• Interviews will be conducted after practices on Mondays and Tuesdays for regular weeks with Saturday games.• Media may not directly contact student-athletes, their families, coaches, staff, administration or other associated Athletics personnel, including team physicians, directly. Please work with the Athletics Communications staff for all Utah Athletics-related media inquiries.	

TABLE OF CONTENTS	
HC Kyle Whittingham.....	3
Roster.....	4-5
Team Notes/Awards Tracker	6-7
Offensive Notes/Player Quick Hits	8-16
Defensive Notes/Player Quick Hits.....	17-29
Special Teams Notes.....	30-31
The Last Time.....	32-33
Game-by-Game Starters/Participation.....	34-35
Season Stats	36-45
The Polls.....	46

**HEAD COACH KYLE WHITTINGHAM****Record at Utah:** 170-86 (21st year)**Career Record:** Same**Bowl Win %:** .647% (11-6)**Overall Year at Utah:** 32nd (1994-2004, Asst; 2005-present HC)**Total Wins at Utah (Asst. & HC):** 255 (most in school history)**Alma Mater:** BYU (1984, bachelor's; 1987 master's)

Kyle Whittingham, who is tied as the second-longest tenured head coach at the same school in the NCAA FBS, is in his 21st season at the helm and 32nd overall season at Utah in 2025 as the Utes' all-time wins leader. Now guiding Utah into its second season in the Big 12 Conference, Whittingham is tied among active Big 12 head coaches for the most career victories at the FBS level (170), while tying for fourth among all active FBS head coaches and third among head coaches at the same school.

- Including 11 seasons as a Ute assistant coach, he has contributed to more victories (255) than any coach in program history.
- He has coached in 382 games at Utah, including in 256 as the head coach.
- His 170 career wins passed Ike Armstrong (141-55-15 in 211 games from 1925-49) for the all-time wins number.
- Utah has finished with a winning record in 17 of his 20 years as head coach, including a run of 10 straight seasons from 2014-23.
- The Utes have seven, 10-win seasons under Whittingham (2008, 2009, 2010, 2015, 2019, 2021, 2022).
- Legendary for his postseason success, his 11 bowl wins (11-6) are tied for the most among active coaches with his record including a 2-2 mark in New Year's Six bowls.
- He has wins over Pittsburgh in the 2005 Fiesta Bowl (co-head coach) and Alabama in the 2009 Sugar Bowl.

Whether at the Power Conference or mid-major level, Whittingham's success in conference play has been significant as the Utes have gone 102-68 in conference games under Whittingham.

- Utah won back-to-back Pac-12 titles in 2021 and 2022, also winning at least a share of the Pac-12 South four times (2015 – shared, '18, '19, '21). The Utes also won the Mountain West in 2008.
- He is a two-time Pac-12 Coach of the Year (2019, 2021) and was Mountain West Coach of the Year in 2008.
- He has won three National Coach of the Year awards – two in 2008 and one in 2019. He was the AFCA Coach of the Year and Bear Bryant Award winner in 2008, and the Dodd Trophy Coach of the Year in 2019.
- In 2019 he also won AFCA Regional Coach of the Year and was a finalist for the AFCA Coach of the Year and Bear Bryant Award.

- For a full Coach Whittingham bio, visit UtahUtes.com -

WHITTINGHAM'S YEAR-BY-YEAR RECORD

Year	School	Overall	Conference	Bowl	Year	School	Overall	Conference	Bowl
2004*	Utah	1-0	--	Fiesta/W	2015	Utah	10-3	6-3	Las Vegas/W
2005	Utah	7-5	--	Emerald/W	2016	Utah	9-4	5-4	Foster Farms/W
2006	Utah	8-5	--	Armed Forces/W	2017	Utah	7-6	3-6	Heart of Dallas/W
2007	Utah	9-4	--	Poinsettia/W	2018	Utah	9-5	6-3	Holiday/L
2008	Utah	13-0	--	Sugar/W	2019	Utah	11-3	8-1	Alamo/L
2009	Utah	10-3	--	Poinsettia/W	2020	Utah	3-2	3-2	--
2010	Utah	10-3	--	Las Vegas/L	2021	Utah	10-4	8-1	Rose Bowl/L
2011	Utah	8-5	4-5	Sun/W	2022	Utah	10-4	7-2	Rose Bowl/L
2012	Utah	5-7	3-6	--	2023	Utah	8-5	5-4	Las Vegas/L
2013	Utah	5-7	2-7	--	2024	Utah	5-7	2-7	--
2014	Utah	9-4	5-4	Las Vegas/W	2025	Utah	3-0	0-0	--

*Co-Head Coach in the 2005 Fiesta Bowl

WHITTINGHAM'S RECORD vs. OPPONENTS

Air Force.....	5-1	Houston.....	0-1	Northwestern.....	0-2	Tulsa.....	1-0
Alabama.....	1-0	Idaho State.....	2-0	Notre Dame.....	0-1	UCF.....	1-0
Arizona.....	8-6	Indiana.....	1-0	Ohio State.....	0-1	UCLA.....	10-5
Arizona State.....	6-7	Iowa State.....	1-1	Oklahoma State.....	1-0	UNLV.....	5-1
Baylor.....	2-0	Louisville.....	2-0	Oregon.....	4-8	USC.....	7-7
Boise State.....	0-2	Michigan.....	3-0	Oregon State.....	8-5	Utah State.....	8-1
BYU.....	11-5	Montana State.....	1-0	Penn State.....	0-1	Washington.....	2-8
Cal Poly.....	1-0	Navy.....	1-0	Pittsburgh.....	3-0	Washington State.....	6-4
California.....	5-2	New Mexico.....	4-2	San Diego State.....	6-2	Weber State.....	5-0
Colorado.....	11-3	North Carolina.....	0-1	San Jose State.....	4-0	West Virginia.....	1-0
Colorado State.....	6-1	North Dakota.....	1-0	Southern Utah.....	3-0	Wyoming.....	6-1
Florida.....	1-1	Northern Arizona.....	1-0	Stanford.....	5-1		
Fresno State.....	2-0	Northern Colorado.....	1-0	Texas.....	0-1		
Georgia Tech.....	2-0	Northern Illinois.....	2-0	TCU.....	3-4		
						Totals.....	170-86

2025 UTAH FOOTBALL ROSTER

NUMERICAL		No.	Name	Yr.	Pos.	Ht.	Wt.	Hometown/Previous School	
0	Logan Fano	DE	75	Roger Alderman	R-So.	OL	6' 4"	302	Sonora, Calif. / Sonora HS
0	Raycine Guillory	RB	24	Moroni Anae	R-Sr.	LB	6' 2"	225	San Diego, Calif. / Riverside CC
1	Rabbit Evans	S	10	Hunter Andrews	R-Fr.	TE	6' 3"	230	Magnolia, Texas / Magnolia HS
1	Wayshawn Parker	RB	80	Bryson Baker	Fr.	WR	6' 1"	185	Fresno, Calif. / Sanger HS
2	Smith Snowden	CB	8	Lander Barton	Sr.	LB	6' 5"	240	Cottonwood Heights, Utah / Brighton HS
3	Levani Damuni	LB	96	Dilan Battle	Fr.	DT	6' 2"	320	Arlington, Texas / LSU
3	Nate Johnson	ATH	23	Jackson Bennee	So.	S	6' 2"	190	Holladay, Utah / Olympus HS
4	Devon Dampier	QB	88	Dallen Bentley	Sr.	TE	6' 4"	259	Taylorsville, Utah / Snow College
4	Don Saunders	CB	86	Jackson Bolender	Fr.	WR	6' 0"	184	Houston, Texas / The Woodlands HS
5	Tao Johnson	S	13	Daniel Bray	Fr.	RB	5' 10"	180	Fort Worth, Texas / North Crowley HS
6	Nate Ritchie	S	26	Isaiah Brown	So.	CB	5' 9"	174	Houston, Texas / Ridge Point HS
6	Daidren Zipperer	WR	81	JJ Buchanan	Fr.	TE	6' 3"	225	Henderson, Nev. / Coronado HS
7	Johnathan Hall	LB	83	Daylin Caamano	Fr.	WR	6' 2"	181	Long Beach, Calif. / Nevada
8	Lander Barton	LB	19	Luca Caldarella	R-Sr.	WR	6' 4"	195	Cerritos, Calif. / Cerritos College
9	Elijah Davis	CB	11	Rock Caldwell	R-Jr.	CB	6' 3"	190	Ypsilanti, Mich. / Garden City CC
9	Ryan Davis	WR	28	Mana Carvalho	Fr.	WR	5' 9"	175	Laie, Hawaii / Kahuku HS
10	Hunter Andrews	TE	44	Logan Castor	R-Jr.	SN	6' 6"	240	Cottonwood Heights, Utah / Brighton HS
11	Rock Caldwell	CB	97	Joey Cheek	So.	K	5' 11"	192	San Diego, Calif. / Cathedral Catholic HS
11	Isaac Wilson	QB	31	Matt Clark	R-Fr.	WR	5' 11"	181	Mesa, Ariz. / Mountain View HS
12	Jaylen Moson	CB	84	Drew Clemens	Fr.	TE	6' 4"	225	Kansas City, Mo. / Oak Park HS
12	Larry Simmons	WR	48	Alex Cloward	So.	DE	6' 3"	247	Salem, Utah / Salem Hills HS
13	Daniel Bray	RB	16	Blake Cotton	Sr.	CB	6' 2"	195	Sherman Oaks, Calif. / UC Davis
14	JC Hart	CB	38	Junior Coughlin	Fr.	WR	6' 0"	176	Lehi, Utah / Skyridge HS
14	Brendan Zurbrugg	QB	16	Drew Cowart	Fr.	QB	6' 2"	201	Queen Creek, Ariz. / ALA Queen Creek
15	Byrd Ficklin	QB	17	Dillon Curtis	Fr.	K	6' 2"	190	Murray, Utah / Murray HS
15	Lance Holtzclaw	DE	90	John Henry Daley	R-So.	DE	6' 4"	255	Alpine, Utah / BYU
16	Blake Cotton	CB	4	Devon Dampier	Jr.	QB	5' 11"	210	Phoenix, Ariz. / New Mexico
16	Drew Cowart	QB	3	Levani Damuni	Gr.	LB	6' 3"	234	Providence, Utah / Stanford
16	Cole Standage	CB	9	Elijah Davis	R-Jr.	CB	6' 0"	185	Winter Haven, Fla. / Auburndale Senior HS
17	Dillon Curtis	K	9	Ryan Davis	R-Sr.	WR	5' 11"	180	Roswell, Ga. / New Mexico
17	Rayshawn Glover	WR	93	Kash Dillon	R-Fr.	DE	6' 5"	252	Draper, Utah / Corner Canyon HS
18	Tobias Merriweather	WR	25	Bryce Duke	Sr.	RB	6' 0"	208	Leesburg, Va. / Old Dominion
19	Luca Caldarella	WR	83	Elijah Elliss	R-Fr.	LB	6' 2"	225	Farmington, Utah / Layton Christian HS
20	Mateaki Helu	LB	1	Rabbit Evans	Sr.	S	6' 1"	205	Jacksonville, Fla. / Blinn College
21	NaQuari Rogers	RB	31	Jack Evans	Fr.	S	6' 0"	192	Salt Lake City, Utah / Olympus HS
21	Nate Tilmon	S	0	Logan Fano	R-Jr.	DE	6' 5"	260	Spanish Fork, Utah / BYU
23	Jackson Bennee	S	55	Spencer Fano	Jr.	OL	6' 6"	308	Spanish Fork, Utah / Timpview HS
24	Moroni Anae	LB	15	Byrd Ficklin	Fr.	QB	6' 1"	200	Muskogee, Okla. / Muskogee HS
24	Diezel Kamoku	WR	40	Paul Fitzgerald	R-Jr.	DE	6' 4"	256	Idaho Falls, Idaho / Utah State
25	Bryce Duke	RB	36	Brock Fonoimoana	Fr.	S	6' 1"	200	Laie, Hawaii / Kahuku HS
25	Manny Fuller	S	92	John Frank Jr.	So.	DE	6' 2"	239	Holladay, Utah / Olympus HS
26	Isaiah Brown	CB	25	Manny Fuller	Fr.	S	6' 0"	190	El Paso, Texas / Del Valle HS
27	Devin Green	RB	72	Isaiah Garcia	R-Fr.	OL	6' 5"	310	Magna, Utah / Corner Canyon HS
27	Tommy Nelson	S	17	Rayshawn Glover	Jr.	WR	5' 8"	175	Rosenberg, Texas / Trinity Valley CC
28	Mana Carvalho	WR	35	Frankie Goodson	Jr.	RB	6' 0"	213	Holladay, Utah / Palomar College
28	Anthony Hernandez	LB	27	Devin Green	So.	RB	5' 11"	211	Sacramento, Calif. / UNLV
29	LaTristan Thompson	CB	0	Raycine Guillory	Fr.	RB	5' 9"	190	Fort Worth, Texas / Aledo HS
30	Kaden Kelley	LB	7	Johnathan Hall	Jr.	LB	6' 1"	226	Katy, Texas / Katy HS
30	Jason Stokes Jr.	CB	77	Nick Hallock	Fr.	OL	6' 4"	275	South Jordan, Utah / Bingham HS
31	Matt Clark	WR	79	Alex Harrison	R-Sr.	OL	6' 5"	309	Bountiful, Utah / Viewmont HS
31	Jack Evans	S	14	JC Hart	R-So.	CB	6' 2"	202	Loachapoka, Ala. / Auburn
32	Omar Shah	RB	20	Mateaki Helu	Fr.	LB	6' 1"	224	Tooele, Utah / Stansbury HS
32	Josh Sovereign	S	28	Anthony Hernandez	R-Fr.	LB	5' 10"	192	Park City, Utah / Northern Colorado
33	Kana'i Lopes	LB	15	Lance Holtzclaw	R-Jr.	DE	6' 3"	245	Boston, Mass. / Washington
34	Ashton Olevao	S	3	Nate Johnson	R-Jr.	ATH	6' 1"	200	Clovis, Calif. / Clovis HS
35	Frankie Goodson	RB	5	Tao Johnson	R-Jr.	S	6' 1"	200	Idaho Falls, Idaho / Thunder Ridge HS
35	Cyrus Polu	LB	94	Jaxson Jones	R-Fr.	DE	6' 2"	238	Blythe, Calif. / Oregon
36	Brock Fonoimoana	S	24	Diezel Kamoku	Fr.	WR	5' 9"	184	Kahuku, Hawaii / Kahuku HS
37	Trey Reynolds	LB	51	Karson Kaufusi	Fr.	DT	6' 6"	305	Holladay, Utah / Skyline HS
37	Peyton Rice	WR	30	Kaden Kelley	R-Jr.	LB	6' 0"	189	Grantsville, Utah / Southern Utah
38	Junior Coughlin	WR	41	Ryker Kemp	Fr.	DE	6' 6"	244	Ponte Vedra Beach, Fla. / Ponte Vedra HS
39	Bryan Spotwood	WR	47	Charlie King	Fr.	LS	6' 5"	203	Holland, Mich. / Holland Christian HS
40	Paul Fitzgerald	DE	68	Jaren Kump	R-Sr.	OL	6' 6"	315	Riverton, Utah / Herriman HS
41	Ryker Kemp	DE	91	Jonah Lea'ea	R-So.	DT	6' 5"	285	San Mateo, Calif. / Bishop Gorman HS

2025 UTAH FOOTBALL ROSTER									
			No.	Name	Yr.	Pos.	Ht.	Wt.	Hometown/Previous School
42	Christian Thatcher	LB	71	Caleb Lomu	R-So.	OL	6' 6"	308	Gilbert, Ariz. / Highland HS
43	Grady Mareko	LB	33	Kana'i Lopes	R-Fr.	LB	6' 3"	228	Las Vegas, Nev. / St. John Bosco HS
44	Logan Castor	SN	43	Grady Mareko	So.	LB	6' 1"	231	Leone, American Samoa / Leone HS
44	Sione Motuapuaka	DT	18	Tobias Merriweather	Jr.	WR	6' 5"	200	West Camas, Wash. / California
45	Pupu Sepulona	DT	62	Solatoa Moea'i	Jr.	OL	6' 4"	325	Laie, Hawaii / Punahou School
46	Robert Petrich	K	52	Michael Mokofisi	R-Sr.	OL	6' 4"	315	Woods Cross, Utah / Woods Cross HS
47	Charlie King	LS	66	Brennan Molina	R-Fr.	OL	6' 1"	260	Kihei, Hawaii / Saint Louis School
48	Alex Cloward	DE	12	Jaylen Moson	Fr.	CB	5' 11"	175	Kennesaw, Ga. / Furman
49	Mike Tauteoli	DT	44	Sione Motuapuaka	Fr.	DT	5' 11"	276	Las Vegas, Nev. / Bishop Gorman HS
51	Karson Kaufusi	DT	27	Tommy Nelson	Fr.	S	6' 3"	193	Salt Lake City, Utah / Olympus HS
51	Kamilo Raass	OL	87	Mitch Nielsen	Fr.	TE	6' 1"	232	Farmington, Utah / Farmington HS
52	Michael Mokofisi	OL	34	Ashton Olevao	Fr.	S	6' 0"	200	Salt Lake City, Utah / Highland HS
55	Spencer Fano	OL	74	Keith Olson	R-Jr.	OL	6' 6"	307	Napavine, Wash. / Napavine HS
58	Kalolo Ta'aga	OL	1	Wayshawn Parker	So.	RB	5' 10"	205	Richmond, Calif. / Washington State
62	Solatoa Moea'i	OL	64	Reece Parmenter	R-Fr.	OL	6' 5"	319	St. George, Utah / Crimson Cliffs HS
64	Reece Parmenter	OL	78	Taniela Pepa	Fr.	DT	6' 1"	297	South Jordan, Utah / Bingham HS
66	Brennan Molina	OL	46	Robert Petrich	So.	K	6' 3"	189	San Diego, Calif. / San Diego Mesa College
67	Soren Shinofield	OL	92	Orion Phillips	So.	P	6' 3"	180	Sandringham, Australia / Missouri
68	Jaren Kump	OL	35	Cyrus Polu	Fr.	LB	6' 1"	225	St. George, Utah / Desert Hills HS
71	Caleb Lomu	OL	51	Kamilo Raass	R-Fr.	OL	5' 11"	260	Hauula, Hawaii / Kahuku HS
72	Isaiah Garcia	OL	85	Broderick Redden	Fr.	TE	6' 4"	233	San Clemente, Calif. / San Clemente HS
73	Tanoa Togiai	OL	37	Trey Reynolds	Jr.	LB	6' 1"	231	Queen Creek, Ariz. / Queen Creek HS
74	Keith Olson	OL	37	Peyton Rice	R-So.	WR	5' 10"	180	Salt Lake City, Utah / Olympus HS
75	Roger Alderman	OL	6	Nate Ritchie	Jr.	S	6' 2"	207	Cedar Hills, Utah / Lone Peak HS
76	Zereoue Williams	OL	21	NaQuari Rogers	Sr.	RB	5' 10"	210	Virginia Beach, Va. / New Mexico
77	Nick Hallock	OL	4	Don Saunders	R-Jr.	CB	6' 4"	195	San Diego, Calif. / Texas A&M
78	Taniela Pepa	DT	45	Pupu Sepulona	Fr.	DT	6' 2"	298	Kalihi, Hawaii / St. Louis HS
79	Alex Harrison	OL	32	Omar Shah	So.	RB	5' 9"	206	Salt Lake City, Utah / Fort Hays State
80	Bryson Baker	WR	67	Soren Shinofield	Fr.	OL	6' 6"	304	Greenwood Village, Colo. / Cherry Creek HS
80	Creed Whittemore	WR	12	Larry Simmons	Jr.	WR	6' 1"	190	Moss Point, Miss. / Southern Miss
81	JJ Buchanan	TE	2	Smith Snowden	Jr.	CB	5' 10"	185	Lehi, Utah / Skyridge HS
82	Justin Stevenson	WR	32	Josh Sovereign	Fr.	S	5' 11"	198	Chandler, Ariz. / Williams Field HS
83	Daylin Caamano	WR	39	Bryan Spotwood	So.	WR	5' 9"	170	Mansfield, Texas / Navarro College
83	Elijah Elliss	LB	16	Cole Standage	Fr.	CB	6' 2"	200	Mesa, Ariz. / Mountain View HS
84	Drew Clemens	TE	82	Justin Stevenson	R-So.	WR	6' 2"	195	Philadelphia, Pa. / Wyoming
85	Broderick Redden	TE	30	Jason Stokes Jr.	Fr.	CB	6' 2"	184	Cocoa Beach, Fla. / Weiss HS
86	Jackson Bolender	WR	58	Kalolo Ta'aga	Fr.	OL	6' 7"	325	East Palo Alto, Calif. / USC
87	Mitch Nielsen	TE	99	Semi Taulanga	Fr.	DT	5' 11"	317	Santa Ana, Calif. / Mater Dei HS
88	Dallen Bentley	TE	49	Mike Tauteoli	So.	DT	6' 4"	300	Midvale, Utah / Brighton HS
89	Otto Tia	TE	42	Christian Thatcher	Fr.	LB	6' 2"	221	Las Vegas, Nev. / Arbor View HS
90	John Henry Daley	DE	29	LaTristan Thompson	R-Fr.	CB	5' 10"	180	Mount Pleasant, Texas / Mount Pleasant HS
91	Jonah Lea'ea	DT	89	Otto Tia	R-Sr.	TE	6' 4"	220	Layton, Utah / Utah State
92	John Frank Jr.	DE	21	Nate Tilmon	Fr.	S	6' 1"	196	Arlington, Texas / Mansfield Timberview HS
92	Orion Phillips	P	73	Tanoa Togiai	R-Sr.	OL	6' 6"	321	Rigby, Idaho / Rigby HS
93	Kash Dillon	DE	98	Dallas Vakalahi	So.	DT	6' 2"	318	West Valley, Utah / West HS
94	Jaxson Jones	DE	95	Aliki Vimahi	Gr.	DT	6' 4"	302	Kahuku, Hawai'i / Kahuku HS
95	Aliki Vimahi	DT	80	Creed Whittemore	R-So.	WR	5' 11"	182	Gainesville, Fla. / Mississippi State
96	Dilan Battle	DT	76	Zereoue Williams	R-Sr.	OL	6' 8"	305	Phoenix, Ariz. / Mountain Pointe HS
97	Joey Cheek	K	11	Isaac Wilson	So.	QB	6' 0"	210	Draper, Utah / Corner Canyon HS
98	Dallas Vakalahi	DT	6	Daidren Zipperer	R-So.	WR	6' 0"	175	Lakeland, Fla. / Lakeland Senior HS
99	Semi Taulanga	DT	14	Brendan Zurbrugg	R-Fr.	QB	6' 3"	199	Alliance, Ohio / Oklahoma

Jackson Benneebenny	Kana'i Lopeskuh-nye lopez	Dallas Vakalahivah-kah-lah-hee
Dallen Bentley.....dall-in ('dall' like Dallas)	Grady Marekomar-uh-koe	Aliki Vimahi.....uh-lee-key vee-mah-hee
Daylin Caamanokuh-mah-no	Michael Mokofisimo-ko-fee-see	Creed Whittemorewhitt-uh-more
Mana Carvalho.....mah-nah car-vall-yo	Sione Motuapuaka.....see-oh-nay	Zereoue Williams.....zare-oh-way
Devon Dampier.....devin dam-peermo-tua-pu-ah-kah	Daidren Zipperer.....day-dren zipper-er
Levani Damuni.....leh-von-ee duh-moo-nee	Ashton Olevaooh-luh-vow	
Spencer/Logan Fanofawn-oh	Robert Petrichpet-rich	
Byrd Ficklin.....bird	Orion Phillips.....oh-ryan	
Brock Fonoimoanafah-noy-mo-ah-na	Cyrus Polupoe-lou	
Mateaki Helu.....mah-tee-ah-kee hel-ou	Kamilo Raassross	
Tao Johnson.....tay-oh	NaQuari Rogers.....na-carr-ee	
Diezel Kamoku.....diesel	Semi Taulangatou-long-uh	
Jonah Lea'ealay-uh-ay-uh	Tanoa Togiai.....tuh-no-uh toe-gee-eye	

IN-SEASON WATCH LISTS

Davey O'Brien Award

Devon Dampier QB

IN-SEASON NATIONAL AWARDS

Davey O'Brien Great 8

Devon Dampier, QB Week 1 (UCLA)

Manning Award Stars of the Week

Devon Dampier, QB Week 1 (UCLA)

Paul Hornung National Player of the Week

Smith Snowden, CB Week 1 (UCLA)

PRESEASON WATCH LISTS

Polynesian College Football Player of the Year

Levani Damuni LB

Spencer Fano OL

Logan Fano DE

Caleb Lomu OL

Michael Mokofisi OL

Tanoa Togiai OL

Dallas Vakalahi DT

Aliki Vimahi DT

Lombardi Award (outstanding lineman/LB)

Spencer Fano OL

Chuck Bednarik Award (defensive POY)

Smith Snowden CB

Rimington Trophy (outstanding center)

Jaren Kump OL

Davey O'Brien Award (outstanding QB)

Devon Dampier QB

Doak Walker Award (outstanding RB)

Wayshawn Parker RB

Wuerffel Trophy (comm. service + leadership)

Devon Dampier QB

Paul Hornung Award (most versatile player)

Smith Snowden CB

Butkus Award (outstanding LB)

Lander Barton LB

Outland Trophy (top interior lineman)

Spencer Fano OL

Caleb Lomu OL

Maxwell Award (most outstanding player)

Devon Dampier QB

Allstate AFCA Good Works Team

Devon Dampier QB

TEAM NOTES

THE UTAH MAN

Head coach Kyle Whittingham is in his 21st year at the helm as the longest-tenured coach in the Big 12 and the second-longest tenured coach at the same school in the NCAA FBS. He is 170-86 overall at Utah, becoming the all-time wins leader at Utah in 2021. He passed Ike Armstrong (141-55-15 in 211 games) with Utah's historic win over No. 3 Oregon on Nov. 20, 2021 in Rice-Eccles Stadium. He has coached in 382 games at Utah (11 seasons as an assistant) and 256 as the head coach.

- He has contributed to more victories than any coach in program history (255), including his 11 seasons as an assistant coach (1994-2004).
- Whittingham is tied among active Big 12 head coaches for the most career victories at the FBS level (170), while tying for fourth among all active FBS head coaches and third among head coaches at the same school.
- Whittingham has coached the Utes to three conference titles (2008, MWC; 2021, Pac-12; 2022, Pac-12). The Utes also won at least a share of the Pac-12 South four times (2015 - shared, 2018, 2019, 2021).
- He has won three National Coach of the Year recognitions: AFCA Coach of the Year and Bear Bryant Award winner in 2008, and the Dodd Trophy Coach of the Year in 2019.
- Whittingham has been named conference coach of the year three times in his career (2008, MWC; 2019, Pac-12; 2021, Pac-12).
- He has had 35 players make All-America teams, including 17 that have made major All-America teams (those determining NCAA's consensus team) with 10 earning consensus or unanimous.

THE LEADERS

Utah team captains and the leadership council are voted on by the team during fall camp.

The Utes picked two offensive and two defensive captains, along with a 12-person leadership council.

- Lander Barton (LB), Logan Fano (DE), Spencer Fano (OL) and Jaren Kump (OL) were voted as captains.
- Utah's leadership council includes Barton, L. Fano, S. Fano, Kump, Devon Dampier (QB), Levani Damuni (LB), Tao Johnson (S), Caleb Lomu (OL), Michael Mokofisi (OL), Nate Ritchie (S), Smith Snowden (CB) and Aliki Vimahi (DT).

U WERE, U ARE, UTAH

The notion of family has long been a hallmark of the Utah Football program, and the makeup of the coaching staff embodies that. Four members of the Utes' full-time coaching staff are alums of the program.

- Utah's four alums on the coaching staff include Luther Elliss (DT), Lewis Powell (DE), Morgan Scalley (DC/S) and Sharrieff Shah (STC/CB).
- In some capacity, head coach Kyle Whittingham directly tutored three of the four alums now on his staff (Elliss, Powell, Scalley).
- Morgan Scalley (18), Sharrieff Shah (14), Jim Harding (12), Lewis Powell (11) and Freddie Whittingham (10) all have been on the coaching staff for nine-plus seasons.

GRADUATE U

Utah Football has a storied tradition on the field, but it is also known for its strong success off the field. On the 2025 roster, 12 players have already received their degree.

- Defensive Line (1): Aliki Vimahi (Sociology)
- Linebackers (2): Moroni Anae (Family, Community & Human Development), Levani Damuni

BIG 12 WEEKLY AWARDS

Offensive Player of the Week

Devon Dampier, QB Week 1 (UCLA)

Offensive Line of the Week

Utah Week 1 (UCLA)

Defensive Line of the Week

Utah Week 1 (UCLA)

PRESEASON ALL-AMERICA

Associated Press

Spencer Fano, OL 1st Team

Athlon Sports

Spencer Fano, OL 1st Team

Caleb Lomu, OL 4th Team

Phil Steele

Spencer Fano, OL 1st Team

Walter Camp

Spencer Fano, OL 1st Team

PRESEASON ALL-BIG 12

Big 12 Media

Devon Dampier, QB Newcomer of the Year

Spencer Fano, OL All-Conference

Caleb Lomu, OL All-Conference

Athlon Sports

Spencer Fano, OL 1st Team

Caleb Lomu, OL 1st Team

Lander Barton, LB 2nd Team

Smith Snowden, CB 2nd Team

Logan Fano, DE 3rd Team

Wayshawn Parker, All-Purpose 3rd Team

Tao Johnson, S 4th Team

Tanoa Togiai, OL 4th Team

Dallas Vakalahi, DT 4th Team

Phil Steele

Spencer Fano, OL 1st Team

Lander Barton, LB 2nd Team

Caleb Lomu, OL 2nd Team

Logan Fano, DE 4th Team

Smith Snowden, CB 4th Team

Tanoa Togiai, OL 4th Team

Dallas Vakalahi, DT 4th Team

RECORD WHEN...

Utah scores first.....	3-0
Opponent scores first.....	0-0
Utah has more rushing yards.....	3-0
Opponent has more rushing yards.....	0-0
Rushing Yards Tied.....	0-0
Utah has more passing yards.....	3-0
Opponent has more passing yards.....	0-0
Utah plays at home.....	1-0
Utah plays on the road.....	2-0
Game is at a neutral site.....	0-0
Utah plays on grass.....	1-0
Utah plays on artificial turf.....	2-0
Utah plays a day game.....	1-0
Utah plays a night game.....	2-0
Utah leads at halftime.....	3-0
Utah trails at halftime.....	0-0
Utah is tied at halftime.....	0-0
Utah leads after three quarters.....	3-0
Utah trails after three quarters.....	0-0
Utah is tied after three quarters.....	0-0
Outcome is 10 or more points.....	3-0
Outcome is 7 or less points.....	0-0
Game goes into overtime.....	0-0

RICE-ECCLES STADIUM BIGGEST CROWDS

1.	54,383.....	2024.....	BYU
2.	53,644.....	2023.....	Florida
3.	53,609.....	2022.....	USC
4.	53,586.....	2023.....	Oregon
5.	53,299.....	2024.....	TCU
6.	52,919.....	2023.....	UCLA
7.	52,898.....	2024.....	Arizona
8.	52,827.....	2024.....	Baylor
9.	52,724.....	2021.....	Oregon
10.	52,210.....	2024.....	Southern Utah

RICE-ECCLES SEASON ATTENDANCE AVG.

1.	52,962.....	2024
2.	52,499.....	2023
3.	52,057.....	2022
4.	51,817.....	2021
5.	46,533.....	2015
6.	46,506.....	2016
7.	46,462.....	2019
8.	46,436.....	2014
9.	46,332.....	2018
10.	45,913.....	2017

Capacity: 45,017, 1998-2013; 45,807, 2014-2019; 51,444, 2021-Present

TEAM NOTES

(Science, Technology & Society)

- Offensive Line (5): Alex Harrison (Communications), Jaren Kump (Health & Kinesiology), Michael Mokofisi (Criminology), Tanoa Togiai (Family, Community & Human Development), Zereoue Williams (Games)
- Running Backs (1): Bryce Duke (Interdisciplinary Studies)
- Safeties (1): Tao Johnson (Communications - Strategic Communication)
- Tight Ends (1): Otto Tia (Integrated Studies)
- Wide Receivers (1): Ryan Davis (BS - Business Management; MS - Business Administration)

HOME SWEET HOME

Utah is 121-41 (.747) in Rice-Eccles Stadium (1998-present) and is 93-30 in RES during the Kyle Whittingham era.

- Utah has five undefeated home seasons under Whittingham (2022, 6-0; 2021, 6-0; 2019, 7-0; 2009, 6-0; 2008, 6-0) with the Utes winning 33 of their last 39 home games, which included a streak of 18 in a row from Dec. 5, 2020 – Oct. 14, 2023.
- It was the second-longest streak in the Whittingham era with the longest streak taking place Sept. 15, 2007 – Oct. 23, 2010 (21 games).
- Utah has sold out Rice-Eccles Stadium in 90 consecutive games, dating back to the 2010 season opener.

THE MOMENT OF LOUDNESS

In 2021, the Utah Football program started a tradition to honor the legacy of Aaron Lowe and Ty Jordan with The Moment of Loudness, which takes place during the third quarter break of each home game. It is a tradition that has now turned into a way of life for the Utah family. To live the way that they did - to smile, to be infectiously optimistic, and to be 22-percent better every day.



NEW CONFERENCE, NEW CHALLENGE

Utah enters its second season in the Big 12 Conference in 2025. The Utes have also been a part of the Rocky Mountain Conference (1910-1937), the Big Seven (1938-1947), the Skyline (1948-1961), the Western Athletic Conference (1962-1998), the Mountain West (1999-2010) and the Pac-12 (2011-2023).

- Utah is 447-267-19 all-time in conference games (.622), including its first win in the Big 12 against Oklahoma State (Sept. 21, 2024, W, 22-19).
- Utah is 33-17 in conference games since 2019.
- The Utes brought 28 conference championships with them to the Big 12.

SLC TO THE NFL

- The Utes have had six NFL first round draft picks with 12 others going in the second round since 2000.

WINNING PROGRAM

- Since 2003, Utah has piled up nine 10-win seasons; 10-2 in 2003, 12-0 in 2004, 13-0 in 2008, 10-3 in 2009, 10-3 in 2010, 10-3 in 2015, 11-3 in 2019 and 10-4 in both 2021 and 2022.
- The Utes have 10 finishes in the AP Top 25 poll since 2003: No. 21 in 2003, No. 4 in 2004, No. 2 in 2008, No. 18 in 2009, No. 21 in 2014, No. 17 in 2015, No. 23 in 2016, No. 16 in 2019, No. 12 in 2021 and No. 7 in 2022. Utah was also ranked No. 23 in the final 2010 Coaches Poll.

BOWL ROLL

- Utah has made 19 bowl appearances since 2000 with a 13-6 record. The Utes made nine straight bowls from 2003-11 and 10 consecutive from 2014-23.
- The Utes have punched four appearances to what is now the College Football Playoff New Year's Six, defeating Pittsburgh in the 2005 Fiesta Bowl and Alabama in the 2009 Sugar Bowl, also reaching the 2022 and '23 Rose Bowl.
- Utah won nine consecutive bowl games from 1999-2009 to tie for the second-longest bowl win streak in NCAA history.
- In the Mountain West Conference at the time, five of Utah's nine consecutive bowl wins were against Power Conference teams: Alabama, California, Georgia Tech, Pittsburgh and USC.
- Utah is 17-9 all-time in bowl games.

ACADEMIC ALL-STARS

- Eleven Utes have earned Academic All-America awards since 2000. First Team recognition was earned by Morgan Scalley (2003-04), Alex Smith (2004), Louie Sakoda (2008) and Britain Covey (2020).

OFFENSIVE NOTES

OBLOCK EXPERIENCE

Utah boasts one of the most experienced offensive lines in the country in 2025, led by Outland Trophy candidates and potential NFL first round draft picks at tackle in Spencer Fano and Caleb Lomu.

- Utah is 32-of-45 on third down, the second-best conversion percentage in the nation, and has scored a touchdown on 15 of 16 red zone trips thanks to the stellar play in the trenches.
- In all three outings so far in 2025, Utah has rushed for more yards than its opponent has gained total yards.
- Utah is averaging 290.0 rushing yards per game behind the big guys up front, the seventh-best mark in the nation and the second-highest average in the Big 12.
- Utah has gained more than 490 yards of total offense in each of its first three games, the first time since 2005 that a Utah squad has done so in three consecutive outings.
- OBLOCK has allowed just two sacks in 2025.
- The Utes return all five starters from 2024 along the interior with center Jaren Kump and guards Michael Mokofisi and Tanoa Togiai also back.
- Entering the campaign, Utah had a combined 234 games played and 115 games started among the group, with every game and every snap played as Utes. None of the five transferred to Utah.
- The 234 games played on the offensive line ranked ninth in the country, trailing just Virginia (334), UTSA (288), Florida State (265), Illinois (259), Oregon (253), Clemson (249), Auburn (236) and Texas A&M (235).
- Fano was named a Preseason First Team All-American by both the Associated Press and Walter Camp. The junior was also selected to the Preseason All-Big 12 Conference team and made both the Lombardi Award and Polynesian Player of the Year Watchlists.
- Lomu was also named to the Polynesian Player of the Year Watchlist, while Kump is on the Rimington Trophy Watchlist.

NEW ARM IN TOWN

Utah's offense has a new look with quarterback Devon Dampier at the helm, and it did not take long for QB1 to make an impact as a Utah Ute.

- Dampier went off in the season opener at UCLA, completing 21-of-25 passes to eight different receivers for 206 yards and 2 touchdowns while rushing for 87 yards and a score on 16 carries.
- His 84.0% completion rate in Week 1 was the fifth highest among FBS QBs and tied for the fourth-best in Utah single-game history.
- He became the first Utah signal caller since 2023 to lead the team in passing and rushing yards.
- Dampier followed up his historic debut by connecting 17-of-23 passes for 192 yards and matched his career high with three TDs through the air.
- His 79.2% completion rate entering Week 3 leads the Big 12 and ranks second nationally among qualified QBs.
- He is also one of 13 FBS QBs with 390-plus passing yards and 100-plus rushing yards so far this season and one of 19 QBs with five-plus passing touchdowns and no interceptions.
- Dampier, who was named the Big 12's Preseason Newcomer of the Year, entered the season with a streak of four straight games with at least 150 passing yards and 100 rushing yards, the longest stretch by any FBS player since Louisville's Lamar Jackson in 2017 (7).
- Dampier became the first UNM quarterback to ever earn All-Mountain West First Team honors in 2024. He led the conference in total offense by piling up 3,934 yards, including 2,768 passing yards, the league's second highest total.
- He was just the fifth QB since 2016 with at least 2,500 passing yards and 1,000 rushing yards in a season, joining Lamar Jackson, Kyler Murray, Jalen Hurts and Jayden Daniels.
- A true dual threat at the quarterback position, Dampier rushed for 1,166 yards which ranked third in the MWC. He finished second in the league with 19 touchdowns and averaged a conference-best 7.52 yards per carry.
- Dampier was the first Lobo QB to ever eclipse 1,000 yards rushing and he rushed for 100 yards in a game six times in 2024.

BY THE NUMBERS

- **45** - Utah is averaging 45.7 points per game entering Week 4, tied for the 13th-best mark nationally and is the second-highest in the Big 12.
- **18** - The Utes' 18 offensive touchdowns are tied for the 10th-most nationally.
- **11** - 11 of those touchdowns have come from the Utes' rushing attack, the eighth-best mark nationally and leads the Big 12.
- **870** - Utah has rushed for 870 yards in its first three games, and its 290.0 yards per game are the seventh-most in the NCAA.
- **517** - Utah's 517.0 yards of total offense are the third most per game in the Big 12 and ranks 15th nationally.
- **71** - Utah has been among the most efficient teams nationally on third down, as the Utes' 71.1% conversion rate ranks second in the nation. Only three teams have converted on 70% or more of their third-down tries (Arkansas, Washington).
- **94** - Utah has scored a touchdown on 94% of its red zone possessions, one of three teams with a conversion rate of 94% or higher (Arkansas, Old Dominion).

WRANGLING THE COWBOYS

After a slow start in the first half, Utah found its footing on the road at Wyoming, scoring four second-half touchdowns to improve to 3-0 on the season.

- Utah put up 541 yards of total offense and averaged 6.3 yards per play, including a season-high 311 yards on the ground.
- Devon Dampier completed 27-of-41 passes for 230 yards and two touchdowns while leading the team in rushing with 86 yards on 13 carries.
- Dampier connected with Ryan Davis 10 times for 91 yards while finding JJ Buchanan and Larry Simmons for touchdowns.
- Wayshawn Parker (10 carries, 80 yards), Hunter Andrews (6 carries, 62 yards, 1 touchdown) and NaQuari Rogers (13 carries, 60 yards, 1 touchdown) all eclipsed 60 rushing yards.
- Andrews also caught five passes for 44 yards. His rushes, rushing yards, receptions and receiving yards all marked new career highs.

HOME COOKIN'

The Utes shined in front of their home crowd against Cal Poly, winning its 17th-straight home opener with fans in attendance.

- Utah as a team combined for 518 total yards of offense (245 pass, 273 rush). The passing and rushing numbers for the team were each more than Cal Poly had in total offense (223).
- Dampier had four completions of 15-plus yards, with a season-long 52-yard strike going to Wayshawn Parker for a touchdown. All told, Dampier's chunk completions totaled 120 yards.
- The Utes scored 40-plus points for the second game in a row, the first time since doing so in back-to-back outings during the 2022 campaign.
- It also marked the first time since 2014 that Utah has put up 40 or more points on the scoreboard in each of the first two games of the season.
- The win was Utah's 33rd consecutive home victory against a nonconference opponent. Utah last lost a nonconference game in front of its home crowd in 2006 and is 44-3 in such games since the turn of the century.

OFFENSIVE NOTES

FIRST GAME, NO JITTERS

Utah came out of the gates firing on all cylinders to start the 2025 season, beating UCLA 43-10 to improve to 1-0.

- The Utes have now scored 40-plus points in back-to-back season openers; 43 points was the most scored by the Utes against an FBS opponent in Week 1 since Utah beat Texas A&M, 41-21, in 2004.
- Utah's offense put up 492 total yards to open the season (286 rushing, 206 passing). It was the most yards gained by a Utah offense since 2023, when Utah gained 513 yards against Arizona State.
- The Utes' 30 first downs were the most since Utah picked up 33 against Colorado in 2022.
- Utah's 82.35% conversion rate on third downs (14-for-17) is the third-highest among FBS teams entering Week 2. Utah had not posted a better third-down conversion percentage since going 13-of-16 on third-down tries against San Diego State in 2008.
- Utah scored a touchdown on all six of its red zone trips in Week 1. The Utes are one of only four teams with five or more red zone trips to find the end zone every time.
- The Utes dominated time of possession, controlling the football for 37:28. That included a 20-play, 80-yard touchdown drive in the third quarter that wiped 9:44 off the clock.

DEFENSE TO OFFENSE

A trio of Utah defenders - LB Lander Barton, CB Smith Snowden and S Jackson Bennee - have made an impact on both sides of the ball early in 2025. All three etched their names in the box score both offensively and defensively in Utah's season-opening win and continued to contribute through the nonconference schedule.

- Snowden led all Utah receivers with six catches for 51 yards and rushed three times for 15 yards and a touchdown against UCLA. He entered the season with zero career catches and is tied for the team lead with nine entering Week 3.
- Barton's first career catch was a 14-yard touchdown strike from Dampier in the second quarter at UCLA, while he also led the Utes with seven tackles on the night. He has caught one pass in each outing so far.
- According to StatsPerform, the last time an FBS team had two defensive players score offensive touchdowns in the same game was when UCLA did so in 2015.
- The last time a Utah defensive player scored an offensive touchdown was in 2023 when Sione Vaki did so against California, at USC and at Washington.
- Bennee hauled in one pass for 17 yards while making five tackles at the Rose Bowl.

OFFENSIVE INFUSION

Utah's revamped offense in 2025 is led by new offensive coordinator Jason Beck, who brought both a spread offense and his quarterback from a year ago with him to Salt Lake City in Dampier.

- Beck led the 2024 Lobo offense to one of their best seasons in school history. UNM eclipsed the 500-yard mark four times and set a school record in yards per game average at more than 484.
- UNM ranked second in the Mountain West and No. 5 in FBS in rushing offense (253.6) while leading the league and ranking fourth in the country in first downs offense (298).
- Prior to his time in Albuquerque, Beck spent two seasons at Syracuse (2022-23), serving as quarterbacks coach both years while also getting promoted to offensive coordinator in 2023. In 2023 he coached an offense with 1,000-yard rusher LeQuint Allen and a school single-game record of 677 yards in a season opener.


Top 5 Yards Per Game Average School History at New Mexico

Year	Yards	Avg.
1. 2024 (Beck OC)	5811	484.3
2. 1994	5664	472.0
3. 1985	5165	469.5
4. 1971	5148	468.0
5. 2016	5939	456.8

- Beck's 2025 offense at Utah has even more continuity from 2024 at New Mexico. The Utes also added wide receivers coach Micah Simon and offensive analyst Koy Detmer Jr, who were both a part of Beck's offensive staff in Albuquerque.
- One of Dampier's favorite targets from UNM also joined the Utes in wide receiver Ryan Davis who caught 54 passes for 747 yards (both second on the team) and a team-high tying three touchdowns in 2024. Davis opened the season with three catches for 22 yards.

OFFENSIVE NOTES

QUICK HITS ON THE QUARTERBACKS



4

DEVON DAMPIER
QB | 5-11, 210 | JR.
PHOENIX, ARIZ. (NEW MEXICO)

Career Highs

Pass Yards.....*338 vs. Fresno State (2024)
Completions.....*33 vs. Fresno State (2024)
Long Pass.....*59 at Boise State (2023)
Pass TDs.....3 (2x), last vs. Cal Poly (2025)
Rush Yards.....*207 vs. Wyoming (2024)
Long Rush.....*85 vs. Wyoming (2024)
Rush TDs.....*3 (4x), Last at Hawaii (2024)

2025 Season Highs

Pass Yards.....206 at UCLA
Completions.....21 at UCLA
Long Pass.....52 vs. Cal Poly
Pass TDs.....3 vs. Cal Poly
Rush Yards.....87 at UCLA
Long Rush.....23 at Wyoming
Rush TDs.....1 at UCLA

Dampier Career Passing								
Year	GP	Cmp	Att	Int	Yds	TD	Long	Avg/G
2023*	9	40	64	0	525	6	59	58.3
2024*	12	226	390	12	2768	12	55	230.7
2025	3	65	95	0	628	7	52	209.3
TOTAL	24	331	534	12	3921	25	59	163.4

**denotes at New Mexico*


Dampier Career Rushing							
Year	GP	Att	Yds	TD	Long	Avg/A	Avg/G
2023*	9	59	328	4	37	5.6	36.4
2024*	12	155	1166	19	85	7.5	97.2
2025	3	33	198	1	23	6.0	66.0
TOTAL	24	247	1692	24	85	6.9	70.5

**denotes at New Mexico*

Dampier Game-By-Game Passing							
Game	Cmp	Att	Int	%	Yds	TD	Long
at UCLA	21	25	0	84.0	206	2	36
Cal Poly	17	23	0	73.9	193	3	52
at Wyoming	27	41	0	65.9	230	2	24
TOTAL	65	98	0	73.0	628	7	52

Dampier Game-By-Game Rushing					
Game	Att	Yds	Ypr	TD	Long
at UCLA	16	87	5.4	1	16
Cal Poly	4	25	6.3	0	14
at Wyoming	13	86	6.6	0	23
TOTAL	33	198	6.0	1	23

- Preseason Watch Lists: Davey O'Brien Award, Wuerffel Trophy, Maxwell Award, Allstate AFCA Good Works Team.
- Big 12 Preseason Newcomer of the Year.
- Voted to the team's Leadership Council for 2025.
- Started all three games in 2025, accounting for eight touchdowns (seven passing, one rushing)
- Led the team in rushing in two of three games.
- His 73.0% completion rate ranks 12th nationally and second in the Big 12.
- One of eight FBS signal callers with a 70% or better completion percentage and zero interceptions.
- One of five QBs nationally with 600-plus yards passing and 175-plus yards rushing entering Week 4.
- Ranks fifth in the Big 12 with 275.3 yards of total offense per game and ninth with 66.0 rushing yards per game.
- His 84.0% completion rate in the Week 1 win was the fifth-highest among FBS signal callers and tied for the fourth-best in Utah single-game history.
- Began his collegiate career at New Mexico, where he played in 21 total games in 2023-24, making 13 starts.
- In his first game with Utah, became the first Ute QB to lead the team in rushing since Cam Rising in the 2022 Rose Bowl Game.
- Became the first UNM quarterback to ever earn All-Mountain West First-Team honors in 2024.
- Led the conference in total offense by piling up 3,934 yards, including 2,768 passing yards, the league's second-highest total.
- Rushed for 1,166 yards, which ranked third in the MWC, finished second in the circuit with 19 touchdowns and averaged a league-best 7.52 yards per carry.
- Fifth FBS QB since 2016 with 2,500+ passing and 1,000+ rushing yards in a single season; the other four are all in the NFL.
- Was the first Lobo QB to ever eclipse 1,000 yards rushing and rushed for 100 yards in a game six times in 2024.
- Rated as a three-star recruit after a career at Saguaro HS.
- Named the 2022 MaxPreps Arizona Player of the Year.
- Finished his senior season with 2,300 passing yards while adding 1,300 on the ground.
- Led Saguaro to a state runner-up finish in 2022.



11

ISAAC WILSON
QB | 6-0, 210 | SO.
DRAPER, UTAH (CORNER CANYON HS)

Career Highs

Pass Yards.....280 vs. Arizona (2024)
Completions.....21 at Colorado (2024)
Long Pass.....71 (2x), Last at Houston (2024)
Pass TDs.....3 at Utah State (2024)
Rush Yards.....41 at Oklahoma State (2024)
Long Rush.....48 at Oklahoma State (2024)
Rush TDs.....--

2025 Season Highs

Pass Yards.....--
Completions.....--
Long Pass.....--
Pass TDs.....--
Rush Yards.....--
Long Rush.....--
Rush TDs.....--

Wilson Career Passing								
Year	GP	Cmp	Att	Int	Yds	TD	Long	Avg/G
2024	9	127	225	11	1510	10	71	167.8
2025	0	0	0	0	0	0	0	0.0
TOTAL	9	127	225	11	1510	10	71	167.8

Wilson Career Rushing							
Year	GP	Att	Yds	TD	Long	Avg/A	Avg/G
2024	9	61	47	0	48	0.8	5.2
2025	0	0	0	0	0	0.0	0.0
TOTAL	9	61	47	0	48	0.8	5.2

- Played in nine games as a true freshman, starting seven. Yet to play in 2025.
- Is 2-5 as a starter at Utah.
- He became the fifth-known true freshman in program history to start a game for the Utes, and first since Travis Wilson started the final seven games of the 2012 season.
- Of those five true freshmen, Wilson was the first true freshman QB at Utah to have three passing scores in his first start (at Utah State).
- Wilson became Utah's first true freshman starting quarterback in recorded program history to beat an AP-ranked team with Utah's 22-19 victory over No. 14 Oklahoma State. Previously, true freshmen to start for Utah were 0-3 against AP-ranked teams.
- Four-star recruit out of Corner Canyon HS, ranking as the No. 3 recruit in the state of Utah and the No. 21 quarterback nationally on 247Sports.
- Named Mr. Football by the Deseret News in 2023.
- Two-time first-team All-State selection.
- Led Corner Canyon to a state title in 2023 with the Chargers going 13-1, setting the Utah state record for total offense (5,901).
- Brother, Zach, played quarterback at BYU and is currently playing for the Miami Dolphins.

OFFENSIVE NOTES

QUICK HITS ON THE QUARTERBACKS / OFFENSIVE LINE



15

BYRD FICKLIN
QB | 6-1, 200 | FR.
MUSKOGEE, OKLA. (MUSKOGEE HS)

Career Highs

Pass Yards.....	53 vs. Cal Poly (2025)
Completions.....	4 vs. Cal Poly (2025)
Long Pass.....	31 vs. Cal Poly (2025)
Pass TDs.....	--
Rush Yards.....	55 vs. Cal Poly (2025)
Long Rush.....	38 vs. Cal Poly (2025)
Rush TDs.....	2 vs. Cal Poly (2025)

2025 Season Highs

Pass Yards.....	53 vs. Cal Poly (2025)
Completions.....	4 vs. Cal Poly (2025)
Long Pass.....	31 vs. Cal Poly (2025)
Pass TDs.....	--
Rush Yards.....	55 vs. Cal Poly (2025)
Long Rush.....	38 vs. Cal Poly (2025)
Rush TDs.....	2 vs. Cal Poly (2025)

Ficklin Career Passing

Year	GP	Cmp	Att	Int	Yds	TD	Long	Avg/G
2025	2	4	4	0	53	0	32	26.5
TOTAL	2	4	4	0	53	0	32	26.5

Ficklin Career Rushing

Year	GP	Att	Yds	TD	Long	Avg/A	Avg/G
2025	2	7	75	2	38	10.7	37.5
TOTAL	2	7	75	2	38	10.7	37.5

Ficklin Game-By-Game Passing


Game	Cmp	Att	Int	%	Yds	TD	Long
at UCLA	0	0	0	0.0	0	0	0
Cal Poly	4	4	0	100.0	53	0	32
TOTAL	4	4	0	100.0	53	0	32

Ficklin Game-By-Game Rushing

Game	Att	Yds	Ypr	TD	Long
at UCLA	2	20	10.0	0	16
Cal Poly	5	55	11.0	2	38
TOTAL	7	75	10.7	2	38

- Played in Utah's first two games.
- Led Utah to touchdowns on the last three true possessions against Cal Poly, including two rushing scores
- One of three Utes to rush for 50-plus yards against Cal Poly
- Completed his first four collegiate passes
- Made his collegiate debut in the final drive of the season opener at UCLA, orchestrating Utah's final possession that burned the last 4:28 off the clock, rushing twice for 20 yards.
- Rated a three-star recruit out of Muskogee HS.
- Named The Oklahoman's All-State Offensive Player of the Year and SBLive Oklahoma's Offensive Player of the Year in 2023.
- Holds the Muskogee record for career passing yards and TD.
- Led Muskogee to its first undefeated regular season since 1980 and a return to the state title game after winning District 6A-II.


- Threw for over 10,700 yards and 119 touchdowns and rushed for nearly 2,000 yards and 42 scores during his prep career.
- 2022 Tulsa World and The Oklahoman all-state selection.
- Full name is Jamarian Ficklin; goes by Byrd.



52

MICHAEL MOKOFISI
OL | 6-4, 315 | R-SR.
WOODS CROSS, UTAH (WOODS CROSS HS)


- Member of the team's Leadership Council for 2025.
- Preseason Watch Lists: Comeback Player of the Year, Polynesian College Football Player of the Year.
- 40 career games, 26 starts (35 at RG, 1 at LG).
- Started at RG for the first seven games of 2024, before suffering a season-ending injury.
- Returned to the field as the starting RG in the first three games of 2025.
- Was at RG for all 13 games of the 2023 season, earning Pac-12 All-Conference honorable mention.
- Part of the 2023 offensive line that allowed one sack or less in seven games.
- Three-star recruit and No. 11 recruit out of the state of Utah from Woods Cross HS.
- First-team All-State as a senior and was first-team all-region as a junior.



55

SPENCER FANO
OL | 6-6, 308 | JR.
SPANISH FORK, UTAH (TIMPVIEW HS)


- Voted a captain and to the team's Leadership Council this season.
- Preseason Watch Lists and honors: Polynesian College Football Player of the Year, Lombardi Award, Outland Trophy, first-team all-America (AP, Phil Steele, Walter Camp, Athlon Sports).
- 28 career games played with 27 starts (11 at LT, 16 at RT).
- Started at right tackle against UCLA, Cal Poly and Wyoming.
- 2024 All-American (PFF First Team, AP Second Team, Walter Camp Second Team) and All-Big 12 First Team.
- Finalist for the 2024 Polynesian College Football Player of the Year Award.
- Started 14 consecutive games at right tackle dating back to last season.
- Scored a two-point conversion at Colorado in 2024.
- All-American Four-star recruit on 247Sports out of Timpview HS.
- Invited to the East vs. West All-American Bowl in San Antonio.
- Ranked by 247Sports as the No. 12 offensive tackle in the country and No. 2 player in Utah.
- Brother, Logan Fano, is a defensive end for the Utes.



62

SOLATOA MOEA'I
OL | 6-4, 325 | JR.
LAIE, HAWAII (PUNAHOU SCHOOL)

- Appeared in all 12 games during 2024, starting the final three at RG. Played in all three games in 2025.
- Played in all 13 games as a true freshman in 2023, contributing on special teams and as a reserve offensive lineman.
- Three-star recruit originally signed with Utah in 2019 before serving a church mission.
- Two-time ILH all-star first-team selection.
- All-State selection as a senior.
- 2019 Polynesian Bowl participant.



68

JAREN KUMP
OL | 6-6, 315 | R-SR.
RIVERTON, UTAH (HERRIMAN HS)

- Voted as a 2025 team captain and a member of the Leadership Council.
- 2025 Rimington Trophy Watch List.
- 49 career games played, with 31 being starts (7 at RT, 19 at C, 3 at LT, 1 at RG, 1 at LG).
- One of three known FBS players since 2010 to start at each position on the offensive line.
- Started at center at UCLA and Wyoming.
- Started at center for all 12 games last season.
- Three-star recruit on 247Sports and Rivals, rated the No. 9 recruit in the state of Utah.
- First-team all-state as a senior.

OFFENSIVE NOTES


QUICK HITS ON THE OFFENSIVE LINE / RUNNING BACKS



71

CALEB LOMU
OL | 6-6, 308 | R-SO.
GILBERT, ARIZ. (HIGHLAND HS)


- Voted to the team's Leadership Council for the 2025 season.
- Preseason Watch Lists: Polynesian College Football Player of the Year, Outland Trophy.
- Has played in 18 total games at Utah, making 15 starts (each game in 2024 and 2025 at LT).
- 2024 CSC Academic All-District.
- Highland HS standout was selected to participate in the All-American Bowl and Polynesian Bowl.
- Listed as a four-star recruit by 247Sports, who ranked Lomu as the No. 21 tackle in the country and No. 3 player in Arizona.
- Earned BJ Media and Randall McDaniel Offensive Lineman of the Year after helping Highland to its second straight state title.
- Named Arizona 6A Northeast Valley All-Region First Team.



73

TANOA TOGIAI
OL | 6-6, 321 | R-SR.
RIGBY, IDAHO (RIGBY HS)

- Has played in 37 games at Utah, making 15 starts (13 LG, 2 LT) over his five seasons with the team.
- Started 10 games at LG in 2024 prior to a season-ending injury.
- Three-star recruit, rated the No. 3 recruit in the state of Idaho out of Rigby HS.
- First-team all-state as a senior.
- 2019 5A High Country Defensive Player of the Year and 2018 first-team all-conference.
- Invited to play in the 2020 Polynesian All-American Bowl.
- Rigby won the 2019 5A state championship.



1

WAYSHAWN PARKER
RB | 5-10, 205 | SO.
RICHMOND, CALIF. (WASHINGTON ST.)

Career Highs

Carries.....*22 vs. San Jose State (2024)
Rush Yards.....*149 vs. Utah State (2024)
Long Rush.....*75 vs. Utah State (2024)
Rush TDs.....*2 vs. Utah State (2024)

2025 Season Highs

Carries.....11 at UCLA
Rush Yards.....80 at Wyoming
Long Rush.....43 vs. Cal Poly
Rush TDs.....1 (2x), last vs. Cal Poly

Parker Career Rushing							
Year	GP	Att	Yds	TD	Long	Avg/A	Avg/G
2024*	12	137	735	4	75	5.4	61.3
2025	3	27	192	2	43	7.1	64.0
TOTAL	15	164	927	6	75	5.7	61.8

**denotes at Washington State*

Parker Game-By-Game Rushing						
Game	Att	Yds	Ypr	TD	Long	
at UCLA	11	62	5.6	1	13	
Cal Poly	6	50	8.3	1	43	
at Wyoming	10	80	8.0	0	20	
TOTAL	27	192	7.1	2	43	

- 2025 Doak Walker Award Watch List.
- Played in all three games in 2025, starting two and averaging 7.1 yards per carry.
- Ranks 10th in the Big 12 with 64.0 rushing yards per game.
- Leads Utah with 84.3 all-purpose yards per game.
- Scored a 52-yard touchdown on his first Ute reception against Cal Poly.
- Scored Utah's first touchdown of the 2025 season on the opening drive against UCLA.
- Played in 12 games as a true freshman at Washington State, making seven starts.
- Named the Pac-12's Freshman "Top Performer" for 2024.
- Rushed 137 times for 735 yards and four touchdowns, averaging 5.4 yards per carry and 61.3 yards per game.
- Also caught 11 passes for 108 yards and one touchdown.
- First collegiate 100-yard game included a season-long 75-yard rush for a touchdown vs. Utah State.
- Three-star recruit finished his scholastic career at Grant Union HS after beginning at Elk Grove HS.
- Rated by 247Sports as the No. 89 prospect in California for his class.
- Rushed for 1,907 yards (24 TD) as a senior, averaging 14 YPC with nine 100-yard games.



13

DANIEL BRAY
RB | 5-10, 180 | FR.
FT. WORTH, TEXAS (NORTH CROWLEY HS)

Career Highs

Carries.....--
Rush Yards.....--
Long Rush.....--
Rush TDs.....--

2025 Season Highs

Carries.....--
Rush Yards.....--
Long Rush.....--
Rush TDs.....--

Bray Career Rushing							
Year	GP	Att	Yds	TD	Long	Avg/A	Avg/G
2025	0	0	0	0	0	0.0	0.0
TOTAL	0	0	0	0	0	0.0	0.0

Bray Game-By-Game Rushing						
Game	Att	Yds	Ypr	TD	Long	
at UCLA	DNP					
Cal Poly	DNP					
TOTAL	0	0	0	0.0	0	

- Yet to make his collegiate debut.
- Three-star recruit out of North Crowley HS after playing three seasons at Abilene Cooper HS.
- Led North Crowley to an undefeated 2024 season with a Class 6A Division I championship.
- First-team all-district in 2023 at Cooper HS.
- Tallied 84 carries as a senior, ranking second on the team with 728 rushing yards (8.7 ypc) and 13 touchdowns.
- Rushed for 1,359 yards and 22 touchdowns as a junior.
- Averaged 8.8 yards per carry his junior season.
- Also had 84 carries for 587 yards (8 TD) as a sophomore, adding 219 receiving yards (1 TD).
- Also competed in track and field, running a 10.38 in the 100 meters.

OFFENSIVE NOTES

QUICK HITS ON THE RUNNING BACKS / WIDE RECEIVERS



21

Naquari Rogers
RB | 5-10, 210 | SR.
VIRGINIA BEACH, VA. (NEW MEXICO)

Career Highs

Carries.....*29 at Hampton (2023)
Rush Yards.....*152 at Monmouth (2023)
Long Rush.....*35 (2x), Last at Delaware State (2022)
Rush TDs.....**3 (2x), Last at NM State (2024)

2025 Season Highs

Carries.....16 at UCLA
Rush Yards.....61 at UCLA
Long Rush.....23 at Wyoming
Rush TDs.....2 vs. Cal Poly

Rogers Career Rushing							
Year	GP	Att	Yds	TD	Long	Avg/A	Avg/G
2022*	9	86	351	4	35	4.1	39.0
2023*	8	99	478	6	32	4.8	59.8
2024**	10	74	382	5	29	5.2	38.2
2025	3	36	152	4	23	4.2	50.7
TOTAL	30	295	1363	19	35	4.6	45.4
*denotes at Campbell // **denotes at New Mexico							

Rogers Game-By-Game Rushing					
Game	Att	Yds	Ypr	TD	Long
at UCLA	16	61	3.8	1	10
Cal Poly	7	31	4.4	2	7
at Wyoming	13	60	4.6	1	23
TOTAL	36	152	4.2	4	23

- Appeared and scored in all three games in 2025, making his first start against Wyoming.
- Tied for the Big 12 lead with four rushing touchdowns in 2025.
- Tied for the team lead with 16 carries against UCLA.
- Led Utah with two touchdowns against Cal Poly.
- Leads team with 24 points entering Week 4.
- Appeared in 10 games for New Mexico in 2024 after beginning his collegiate career with two seasons at Campbell.
- Totaled 382 yards on the ground to go with five touchdowns and averaged 5.2 yards per rush in 2024.
- Added three catches for 14 yards and another score.
- Piled up 829 rushing yards and 10 rushing touchdowns in 17 games at Campbell.
- Hauled in 25 passes for 224 receiving yards and one more TD.
- Posted a career-high 152 rushing yards and three scores on 9/16/23 against Monmouth.
- Prepped at Portsmouth Christian in Virginia.
- Helped his high school team win its first state title in program history in 2021.



25

Bryce Duke
RB | 6-0, 208 | SR.
LEESBURG, VA. (OLD DOMINION)

Career Highs

Carries.....**7 (2x), Last vs. Georgia Southern (2024)
Rush Yards.....**85 vs. Virginia Tech (2024)
Long Rush.....**48 vs. Virginia Tech (2024)
Rush TDs.....--

2025 Season Highs

Carries.....4 vs. Cal Poly
Rush Yards.....14 vs. Cal Poly
Long Rush.....6 vs. Cal Poly
Rush TDs.....--

Duke Career Rushing							
Year	GP	Att	Yds	TD	Long	Avg/A	Avg/G
2022*	11	18	59	0	12	3.3	5.4
2023*	12	11	69	0	31	6.3	5.8
2024**	10	46	285	0	48	6.2	28.5
2025	3	7	25	0	6	3.6	12.5
TOTAL	36	82	438	0	48	5.2	12.5
*denotes at Virginia Tech // **denotes at Old Dominion							

Duke Game-By-Game Rushing					
Game	Att	Yds	Ypr	TD	Long
at UCLA	3	11	3.7	0	5
Cal Poly	4	14	3.5	0	6
at Wyoming	0	0	0.0	0	0
TOTAL	7	25	3.6	0	6

- Appeared in the first three games of 2025, averaging 3.6 yards per carry.
- Spent the 2024 season at Old Dominion after playing at Virginia Tech in 2022 and '23.
- Totaled 36 career games played, including 10 games (one start) at ODU.
- Saw action in 23 total contests during his two years at Virginia Tech.
- Contributed 75 career rushing attempts (413 yards) along with 14 receptions (106 yards) and two touchdowns.
- During 2024 at ODU, carried the ball 46 times for 285 yards—both career-bests for a season.
- Also caught nine passes for 58 yards and a touchdown, while racking up 46 kick return yards.
- Earned Academic All-ACC honors at Virginia Tech.
- Versatile player saw action at running back, linebacker and safety during a standout career at Tuscarora HS in Virginia.
- Had a decorated senior season in which he was named 2021 All-Met Team Offensive Player of the Year by The Washington Post, as well as Dulles District Co-Offensive Player of the Year and All-District First Team.



6

Daidren Zipperer
WR | 6-0, 175 | R-SO.
LAKELAND, FLA. (LAKELAND SR. HS)

Career Highs

Receptions.....4 vs. Iowa State (2024)
Receiving Yards.....66 vs. Iowa State (2024)
Long Reception.....46 vs. Iowa State (2024)
Receiving TDs.....--

2025 Season Highs

Receptions.....--
Receiving Yards.....--
Long Reception.....--
Receiving TDs.....--


Zipperer Career Receiving							
Year	GP	Rec	Yds	TD	Long	Avg/C	Avg/G
2024	11	8	122	0	46	15.2	11.1
2025	0	0	0	0	0	0.0	0.0
TOTAL	11	8	122	0	46	15.2	11.1

2025 Zipperer Game-By-Game Receiving					
Game	Rec	Yds	Ypc	TD	Long
at UCLA	DNP				
Cal Poly	DNP				
at Wyoming	DNP				
TOTAL	0	0	0.0	0	0

- Has played in 11 games in three years with the Utes, but has yet to see the field in 2025..
- Redshirted the 2023 season, making his Utah debut in the 2024 season opener against Southern Utah, catching three passes for 38 yards.
- His career-long 46-yard reception against Iowa State was the longest catch on the first play of a game last season.
- Three-star recruit out of Lakeland Senior HS.
- Led Lakeland to a state championship in 2022.
- Had 23 catches for 458 yards (19.9 ypc) and two touchdowns his senior season, adding one touchdown pass for 40 yards on a trick play.

OFFENSIVE NOTES

QUICK HITS ON THE WIDE RECEIVERS



9

RYAN DAVIS
WR | 5-11, 180 | R-SR.
ROSWELL, GA. (NEW MEXICO)

Career Highs

Receptions 10 at Wyoming (2025)
Receiving Yards **146 at Colorado State (2024)
Long Reception **55 at Auburn (2024)
Receiving TDs 1 (5x), Last vs. Cal Poly (2025)


2025 Season Highs

Receptions 10 at Wyoming
Receiving Yards 91 at Wyoming
Long Reception 27 vs. Cal Poly
Receiving TDs 1 vs. Cal Poly

Davis Career Receiving							
Year	GP	Rec	Yds	TD	Long	Avg/C	Avg/G
2019*	2	0	0	0	0	0.0	0.0
2020*	6	3	45	0	28	15.0	7.5
2021*	9	13	161	0	32	12.4	17.9
2022*	4	6	74	0	36	12.3	18.5
2023**	11	21	255	1	41	12.1	23.2
2024**	12	54	747	3	55	13.8	62.3
2025	3	19	171	1	27	9.0	57.0
TOTAL	47	116	1453	5	55	12.5	30.9
*at UAB // **at New Mexico							

Davis Game-By-Game Receiving					
Game	Rec	Yds	Ypc	TD	Long
at UCLA	3	22	7.3	0	10
Cal Poly	6	58	9.7	1	27
at Wyoming	10	91	9.1	0	24
TOTAL	19	171	9.0	1	27

- Started at WR in all three games in 2025.
- Leads Utah in receptions (19) and receiving yards (170).
- Career-high 10 catches against Wyoming.
- Tallied at least three catches in his last eight games, dating back to last season at New Mexico.
- Was at UNM for the 2023 and '24 seasons, after spending 2019-22 at UAB.
- Played in 44 career games (23 at New Mexico, 21 at UAB) with 13 starts (12 at New Mexico, 1 at UAB).
- Tallied 97 receptions for 1,282 yards (4 TD) and averaged 13.2 yards per catch before coming to the Utes.
- Set single-season career-bests in 2024, contributing 54 catches for 747 yards (3 TD).
- Two career 100-yard games (both in 2024), setting career-bests with nine catches and 146 yards against Colorado State.
- Played scholastically at Blessed Trinity Catholic High School in Georgia.



12

LARRY SIMMONS
WR | 6-1, 190 | JR.
MOSS POINT, MISS. (SOUTHERN MISS)

Career Highs

Receptions **5 vs. SE Louisiana (2024)
Receiving Yards **100 vs. SE Louisiana (2024)
Long Reception **75 at Troy (2024)
Receiving TDs 1 (2x), Last at Wyoming (2025)


2025 Season Highs

Receptions 1 at Wyoming
Receiving Yards 8 at Wyoming
Long Reception 8 at Wyoming
Receiving TDs 1 at Wyoming

Simmons Career Receiving							
Year	GP	Rec	Yds	TD	Long	Avg/C	Avg/G
2022*	1	0	0	0	0	0.0	0.0
2024**	12	27	421	1	75	15.6	35.1
2025	3	1	8	1	8	8.0	2.7
TOTAL	16	28	429	2	75	15.3	26.8
*at Ole Miss // **at Southern Miss							

Simmons Game-By-Game Receiving					
Game	Rec	Yds	Ypc	TD	Long
at UCLA	0	0	0.0	0	0
Cal Poly	0	0	0.0	0	0
at Wyoming	1	8	8.0	1	8
TOTAL	1	8	8.0	1	8

- Seen action in each of Utah's first three games.
- Caught his first pass as a Utah Ute for a TD at Wyoming.
- Was at Southern Miss for the 2024 season, after beginning his collegiate career at Ole Miss (2022-23).
- Recorded 27 receptions for 421 yards and one touchdown with the Eagles in 2024.
- Caught four passes at Troy in 2024, totaling 90 yards and a 75-yard touchdown.
- Hauled in a season-high five catches for 100 yards vs Southeastern Louisiana in 2024 as well.
- Did not see action in 2023 at Ole Miss after appearing in one game as a backup in 2022.
- Played at Moss Point HS, where Simmons was ranked a consensus three-star recruit.
- Rated the No. 2 receiver and No. 10 prospect out of Mississippi by 247Sports.
- Selected to Mississippi/Alabama All-Star Game.
- Totalled 2,688 receiving yards and 82 touchdowns over his high school career.



18

TOBIAS MERRIWEATHER
WR | 6-0, 200 | JR.
WEST CAMAS, WASH. (CALIFORNIA)

Career Highs

Receptions **6 at Wake Forest (2024)
Receiving Yards *91 vs. Central Michigan (2023)
Long Reception *75 vs. Central Michigan (2023)
Receiving TDs **1 (4x), Last at Wake Forest (2024)

2025 Season Highs

Receptions 3 vs. Cal Poly
Receiving Yards 37 vs. Cal Poly
Long Reception 36 at UCLA
Receiving TDs --


Merriweather Career Receiving							
Year	GP	Rec	Yds	TD	Long	Avg/C	Avg/G
2022*	7	1	41	1	41	41.0	5.9
2023*	12	14	284	2	75	20.3	23.7
2024**	5	11	125	1	37	11.4	25.0
2025	3	5	88	0	36	17.6	29.3
TOTAL	27	31	538	4	75	17.4	29.3
*at Notre Dame // **at California							

Merriweather Game-By-Game Receiving					
Game	Rec	Yds	Ypc	TD	Long
at UCLA	1	36	36.0	0	36
Cal Poly	3	37	12.3	0	17
at Wyoming	1	15	15.0	0	15
TOTAL	5	88	17.6	0	36

- Played in each of the Utes' first three games, tallying at least one reception in each outing.
- Leads Utah WRs with 176 yards per catch.
- All three catches against Cal Poly came in the first half.
- Caught the lone pass thrown his way against the Bruins, a 36-yard bomb that set up a Utah TD on the next play.
- His 36-yard reception was the longest of the season opener.
- Was at California for the 2024 season, after beginning his collegiate career at Notre Dame (2022-23).
- Twenty-four career games played, making six starts in 2023 while at Notre Dame.
- Saw action in five games during his year at Cal, totaling 11 receptions for 125 yards (1 TD).
- Career-long reception was a 75-yard grab against Central Michigan in 2023.
- Set single-season bests in 2023, including 14 receptions, 284 yards and two touchdowns.
- Played at Union HS, where Merriweather was ranked as a four-star recruit by 247Sports, Rivals and ESPN.

OFFENSIVE NOTES

QUICK HITS ON THE WIDE RECEIVERS / TIGHT ENDS



19

LUCA CALDARELLA
WR | 6-4, 195 | R-SR.
CERRITOS, CALIF. (CERRITOS COLLEGE)


Career Highs
Receptions.....1 (5x), Last at Utah State (2024)
Receiving Yards.....17 at Utah State (2024)
Long Reception.....17 at Utah State (2024)
Receiving TDs.....--

2025 Season Highs
Receptions.....--
Receiving Yards.....--
Long Reception.....--
Receiving TDs.....--

Caldarella Career Receiving							
Year	GP	Rec	Yds	TD	Long	Avg/C	Avg/G
2023	13	3	31	0	16	10.3	2.4
2024	12	2	26	0	17	13.0	2.2
2025	3	0	0	0	0	0.0	0.0
TOTAL	28	5	57	0	17	11.4	2.0

Caldarella Game-By-Game Receiving					
Game	Rec	Yds	Ypc	TD	Long
at UCLA	0	0	0.0	0	0
Cal Poly	0	0	0.0	0	0
at Wyoming	0	0	0.0	0	0
TOTAL	0	0	0.0	0	0

- Saw action in the first three games in 2025, mainly on special teams.
- Appeared in all 12 games last season, starting once and totaling two receptions for 26 yards.
- Made his first start against Oklahoma State.
- Hauled in a career-long 17-yard catch in 2024 against Utah State.
- Has also played on special teams, making two tackles in the season finale at UCF.
- Played in all 13 games (two starts) during 2023 as Utah reached the Las Vegas Bowl.
- Played for Cerritos College in 2021, seeing action in 11 games as a freshman.
- Standout at Valley Christian HS, earning first-team all-area and all-league as a junior before his senior season was canceled due to COVID.



80

CREED WHITTEMORE
WR | 5-11, 182 | R-SO.
GAINESVILLE, FLA. (MISSISSIPPI STATE)

Career Highs
Receptions.....*4 (2x), Last vs. Western Michigan (2023)
Receiving Yards.....*59 vs. SE Louisiana (2023)
Long Reception.....*33 vs. SE Louisiana (2023)
Receiving TDs.....*1 (2x), Last vs. Western Michigan (2023)


2025 Season Highs
Receptions.....--
Receiving Yards.....--
Long Reception.....--
Receiving TDs.....--

Whittemore Career Receiving							
Year	GP	Rec	Yds	TD	Long	Avg/C	Avg/G
2023*	12	11	102	2	33	9.3	8.5
2024*	4	4	65	0	26	16.3	16.3
2025	1	0	0	0	0	0.0	0.0
TOTAL	17	15	167	2	33	11.1	9.8

**at Mississippi State*

Whittemore Game-By-Game Receiving					
Game	Rec	Yds	Ypc	TD	Long
at UCLA	0	0	0.0	0	0
Cal Poly	DNP				
at Wyoming	DNP				
TOTAL	0	0	0.0	0	0

- Saw action in the season opener at UCLA.
- Played at Mississippi State in 2023 and '24, appearing in 16 games with five starts.
- Totaled 15 receptions for 167 yards (2 TD), averaging 11.1 yards per catch as a Bulldog.
- Also had five carries for 101 yards at State, with two touchdowns coming on the ground.
- Scored two touchdowns in his collegiate debut, one on a 33-yard reception and another via a 53-yard scamper.
- Career-highs both in rushing yards (57) and receiving yards (59) came in his debut vs. SE Louisiana in the 2023 season opener.
- Four-star recruit played in Florida at FW. Buchholz HS, under his father, head coach Mark Whittemore.
- Played quarterback in high school with some time on defense as well.



10

HUNTER ANDREWS
TE | 6-3, 230 | R-FR.
MAGNOLIA, TEXAS (MAGNOLIA HS)

Career Highs
Receptions.....5 at Wyoming (2025)
Receiving Yards.....44 at Wyoming (2025)
Long Reception.....14 at Wyoming (2025)
Receiving TDs.....--

2025 Season Highs
Receptions.....5 at Wyoming
Receiving Yards.....44 at Wyoming
Long Reception.....14 at Wyoming
Receiving TDs.....--

Andrews Career Rushing							
Year	GP	Att	Yds	TD	Long	Avg/A	Avg/G
2024	4	2	17	0	15	8.5	4.2
2025	3	12	108	1	25	9.0	36.0
TOTAL	7	14	125	1	25	8.9	17.9

Andrews Game-By-Game Rushing					
Game	Att	Yds	Ypr	TD	Long
at UCLA	1	25	25.0	0	25
Cal Poly	5	21	4.2	0	7
at Wyoming	6	62	10.3	1	20
TOTAL	12	108	9.0	1	25

Andrews Career Receiving							
Year	GP	Rec	Yds	TD	Long	Avg/C	Avg/G
2024*	4	0	0	0	0	0.0	0.0
2025	3	8	63	0	14	7.9	21.0
TOTAL	7	8	63	0	14	7.9	9.0

Andrews Game-By-Game Receiving					
Game	Rec	Yds	Ypc	TD	Long
at UCLA	0	0	0.0	0	0
Cal Poly	3	19	6.3	0	10
at Wyoming	5	44	8.8	0	14
TOTAL	8	63	7.9	0	14

- A true Swiss Army Knife, is playing tight end in year two in Utah after converting from linebacker to running back in 2024.
- Set career highs in carries (6), rushing yards (62), catches (5) and receiving yards (44) and rushed for first Utah TD at Wyoming.
- Reeled off Utah's longest run in the season opener at UCLA with a 25-yard rush in the fourth quarter.
- Brought in his first career catch against Cal Poly.
- Saw action in four games in 2024 as a running back.
- Rushed two times for 17 yards against Southern Utah in his Utah debut.
- A three-star running back recruit out of Magnolia HS, practiced as a linebacker in the spring after enrolling at the U.
- Unanimously named the 10-5A MVP and voted all-District first team at running back in 2023.

OFFENSIVE NOTES

QUICK HITS ON THE TIGHT ENDS



81

JJ BUCHANAN
TE | 6-3, 225 | FR.
HENDERSON, NEV. (CORONADO HS)

Career Highs

Receptions	3 at UCLA (2025)
Receiving Yards	29 at UCLA (2025)
Long Reception	18 at UCLA (2025)
Receiving TDs	1 at Wyoming (2025)

2025 Season Highs

Receptions	3 at UCLA
Receiving Yards	29 at UCLA
Long Reception	18 at UCLA
Receiving TDs	1 at Wyoming

Buchanan Career Receiving

Year	GP	Rec	Yds	TD	Long	Avg/C	Avg/G
2025	3	4	43	1	18	10.8	14.3
TOTAL	3	4	43	1	18	10.8	14.3

Buchanan Game-By-Game Receiving

Game	Rec	Yds	Ypc	TD	Long
at UCLA	3	29	9.7	0	18
Cal Poly	0	0	0.0	0	0
at Wyoming	1	14	14.0	1	14
TOTAL	4	43	10.8	1	18

- Saw action in each of Utah's first three games in 2025.
- Hauled in his first Utah TD at Wyoming.
- Targeted three times against the Bruins, catching all three for 29 yards.
- 18-yard reception in the fourth quarter set up Utah's final touchdown of the season opener.
- Four-star recruit out of Coronado HS, rated the No. 4 prospect in Nevada.
- 2024 All-Conference Offensive MVP.
- Also earned first-team all-conference as an athlete, wide receiver and safety, and was second-team as a kick returner.
- Finished his senior season with 60 tackles (3.0 TFL, 2.0 sacks), a fumble recovery and two pass breakups, to go with 1,023 receiving yards (11 TD).
- Had 688 receiving yards on 38 catches (3 TD) as a junior, adding 35 tackles (1.0 TFL), four interceptions and nine passes defended.



88

DALLEM BENTLEY
TE | 6-4, 259 | SR.
TAYLORSVILLE, UTAH (SNOW COLLEGE)

Career Highs

Receptions	5 at UCLA (2025)
Receiving Yards	46 at Wyoming (2025)
Long Reception	24 vs. Cal Poly (2025)
Receiving TDs	1 (2x), Last vs. Cal Poly (2025)

2025 Season Highs

Receptions	5 at UCLA
Receiving Yards	46 at Wyoming
Long Reception	24 vs. Cal Poly
Receiving TDs	1 (2x), Last vs. Cal Poly


Bentley Career Receiving

Year	GP	Rec	Yds	TD	Long	Avg/C	Avg/G
2023	7	1	5	0	5	5.0	0.7
2024	12	2	15	0	12	7.5	1.4
2025	3	11	112	2	24	10.2	37.3
TOTAL	22	14	132	2	24	9.4	6.0

Bentley Game-By-Game Receiving

Game	Rec	Yds	Ypc	TD	Long
at UCLA	5	31	6.2	1	8
Cal Poly	2	35	17.5	1	24
at Wyoming	4	46	11.5	0	23
TOTAL	11	112	10.2	2	24

- Has played in 22 games at Utah, starting nine in three years with the program.
- Started the 2025 season opener at tight end, making five catches for 31 yards - both career highs - while snagging his first career touchdown.
- Set a new career high for the second week in a row with 35 receiving yards against Cal Poly, including a career-long 24 yard catch to go with a touchdown; followed that was a career-high 46 yards at Wyoming.
- Only Utah receiver with multiple TDs in 2025.
- Caught his first pass as a Ute against Northwestern during the Las Vegas Bowl in 2023 (5 yards).
- Played in eight games for Snow College in 2022, earning NJCAA All-America second-team.
- Severely broke his leg in high school, causing him to sit out most of his high school career.



89

OTTO TIA
TE | 6-4, 220 | R-SR.
LAYTON, UTAH (UTAH STATE)

Career Highs

Receptions	*6 (3x), Last at Colorado State (2024)
Receiving Yards	*81 at Colorado State (2024)
Long Reception	*51 at Colorado State (2024)
Receiving TDs	*3 at Colorado State (2024)

2025 Season Highs

Receptions	1 vs. Cal Poly
Receiving Yards	6 vs. Cal Poly
Long Reception	6 vs. Cal Poly
Receiving TDs	--

Tia Career Receiving

Year	GP	Rec	Yds	TD	Long	Avg/C	Avg/G
2021*	2	0	0	0	0	0.0	0.0
2022*	13	1	9	0	9	9.0	0.7
2023*	6	5	62	0	37	12.4	10.3
2024*	12	44	434	7	51	9.9	36.2
2025	3	1	6	0	6	6.0	2.0
TOTAL	36	51	511	7	51	10.0	14.2

*at Utah State

Tia Game-By-Game Receiving

Game	Rec	Yds	Ypc	TD	Long
at UCLA	0	0	0.0	0	0
Cal Poly	1	6	6.0	0	6
at Wyoming	0	0	0.0	0	0
TOTAL	1	6	6.0	0	6

- Made his first catch at Utah against Cal Poly.
- Spent the previous four years at Utah State, appearing in 33 games and recording 50 receptions for 505 yards and seven TDs.
- Had the best season of his collegiate career thus far in 2024, hauling in 44 passes for 434 yards and seven scores.
- His seven scoring grabs tied him for fourth in the Mountain West Conference.
- Ended the season by setting career-highs in receiving yards (81) and touchdowns (3) against Colorado State.
- Found the end zone in five of his final eight games in 2024.
- Graded as a three-star prospect and the 21st-best recruit in the state of Utah after a career at Northridge High School.
- Earned Utah Class 6A first-team all-state honors from the Deseret News.

DEFENSIVE NOTES

A UTAH MAN IS HE

Defensive coordinator Morgan Scalley, a Salt Lake City native and former All-American safety at the U, is in his 18th season on the Utah coaching staff and 10th as defensive coordinator.

- Athletics Director Mark Harlan announced on July 1, 2024 that Scalley has formally been designated as Utah's head coach in waiting.
- In addition to his coordinator duties, Scalley has coached the safeties since he first joined the staff in 2008. He was also the team's recruiting coordinator from 2009-15 and special teams coordinator in '15 as well.
- Scalley has coached 13 All-Americans (four consensus or unanimous), 20 first team All-Conference selections and five freshmen All-Americans. He has also seen 33 of his proteges reach the NFL, including Devin Lloyd—the highest-drafted linebacker in school history (Round 1, 27th overall in 2022).

As a player, Scalley came to the Utes out of nearby Highland High School—less than four miles from Rice-Eccles Stadium—where Scalley won "Mr. Football" as the state's high school version of the Heisman Trophy. He arrived on campus in 2001 and captained the squad as a senior in 2004, earning All-America and Mountain West Defensive Player of the Year on the BCS Buster team that won that Fiesta Bowl.

- He has been part of four games known today as part of the "New Year's Six": he had three tackles in Utah's Fiesta Bowl win over Pittsburgh (2004), the Sugar Bowl win over Alabama (2008) capped his first season as safeties coach, and he was on the sidelines for both of the Utes' Rose Bowl appearances.
- Both of Scalley's parents are alumni of the U, including his father, Ford "Bud" Scalley, who lettered as a halfback from 1960-62. His father's marquee moment, perhaps, came in November 1960 when he scored a late touchdown—the only one of the game—to beat a nationally-ranked and previously-undefeated Utah State team, 6-0. It came just a week after Bud Scalley was placed on a full scholarship.

R.S.N.B. – RELENTLESS, SMART, NASTY, BALLHAWKS

The long-standing culture of the Utah defense carries forward into the Big 12, with R.S.N.B. continuing as the identity of the group: relentless, smart, nasty, ballhawks. The 2025 Utah defense is made up of an experienced cast of returning veterans, along with newcomers ready when called upon—each bringing the physicality that Utah has become renowned for.

- In Scalley's 10 seasons as DC, the Utes have averaged 326.1 total yards allowed per game; it leads the Big 12 and ranks ninth among Power Conference programs during that time. His defense has held opponents under 250 yards in 31 games and under 200 yards 17 times.
- Utah has held its first three opponents each under 230 yards of offense; the Utes are the only Big 12 team to do so this season. It puts the team at an average of 224 yards allowed per game—third-best in the Big 12 and 11th across all of FBS.
- Under Scalley, Utah is 18-0 against Power Conference teams when allowing 250 or fewer total yards of offense. Most recently, the Utes allowed 220 yards against UCLA (in contrast; the Utah offense racked up 492 yards including 286 just on the ground).
- Against Cal Poly in Week 2, the Utes did not surrender a touchdown and held the visitors to three field goals on the day. Cal Poly only mustered 91 yards of offense in the second half.
- The Utes had the second-best scoring defense in the Big 12 last year, allowing 20.7 points per game. Dating back to the start of 2023, Utah has held 19 of its last 26 opponents to 23 points or less, with a shutout included in that span. Utah has finished each season since 2017 with a top-three scoring defense in its conference.
- The Utes also had a top-four Big 12 ranking in tackles for loss at 6.5 TFL per game—including a season-high nine against BYU. That momentum carried into this season with 5.0 TFL in the game against UCLA—entirely coming from the defensive line.

Utah's Year-by-Year Rankings – Total Defense

Year	YPG	Conf. Rk.	FBS Rk.
2025	224.0	3	11
2024	329.7	3	29
2023	307.2	2	13
2022	334.1	2	26
2021	341.6	3	27
2020	365.0	2	37
2019	269.2	1	2
2018	315.6	2	14
2017	338.4	3	25

QUIET QUARTERS

Entering Week 4, Utah owns a top-eight scoring defense nationally at just 8.3 points allowed per game. The Utes have yet to allow an opponent to score more than 10 points—making the squad the only team in the Big 12 with that feat. No other Big 12 team has held more than two opponents to 10 or fewer points.

- Utah has in part been helped by strong defensive starts to halves. Through three games, the team has allowed just three points in the first quarter in three points in the third quarter.
- The third quarter, in particular, has been an area of strength for the Utes with just 37.7 yards allowed per game—placing third in the Big 12. Conversely, the offense is averaging 162.6 total yards in the third quarter as Utah is outscoring opponents 42-3.

Quarter	Def. Avg.	Off. Avg.	Scoring Total
1st	45	136.6	Utah, 30-3
2nd	69.7	114	Utah, 31-10
3rd	37.7	162.6	Utah, 42-3
4th	71.7	104.3	Utah, 34-9

RUSH HOUR SHUTDOWN

R.S.N.B. football is arguably best on display in slowing the run game for opponents. Rushing defense has long been a point of pride for Utah under Morgan Scalley; in his nine prior seasons as coordinator, Utah led the Pac-12 five times (2016, '18, '19, '20 and '21). It includes ranking third in the nation in 2019 when Scalley was a Broyles Award finalist.

- As Big 12 Conference play begins, Utah's rushing defense ranks third in the league at 90 yards allowed per game. The team held both UCLA (84) and Cal Poly (65) under 100 yards, marking the first time that consecutive opponents had under 100 rushing yards since Utah's final two games of the 2023 season.
- Utah's performance against UCLA was the fifth time in the last six season openers that the Utes kept their opponent under 100 yards on the ground. It's a span that also includes lid-lifters against USC (93 yards in 2020) and Florida (13 yards in 2023).
- Since Scalley took on coordinator duties in 2016, the Utes have averaged 109.8 rushing yards allowed per game and 113 rushing touchdowns. The rushing defense in that time trails only Georgia (105.5) for the Power Conference lead.

Fewest Rushing Yards Allowed Per Game

(Power Conference teams, since 2016)

1.	Georgia	105.5
2.	Utah	109.8
3.	Wisconsin	110.8
4.	Alabama	111.7
5.	Michigan	114.2

DEFENSIVE NOTES

- Utah did not surrender its first rushing touchdown of 2025 until late in the fourth quarter against Wyoming (Sept. 13). Utah, Texas Tech and Cincinnati are the only Big 12 teams who have played at least three games and limited opponents to just one rushing touchdown.
- The 2024 Utes allowed the second-fewest rushing touchdowns (13) in the Big 12.
- In Utah's 115 games since 2016, the Utes have 55 performances allowing 100 yards or less on the ground. It is tied for eighth in the Power Conferences, with the Utes holding a 45-10 record in those games and winning 12 of the last 14.

CLEAR SKIES AHEAD

- Scalley's defense has also a history of causing havoc for opposing pass games; the Utes finished last year fourth in the Power Conferences for pass efficiency defense (112.20) and fifth in the Big 12 for passing yards allowed per game (200.3). Through three games this season, the team has a top-11 passing efficiency defense in the country (89.42).
- Only three teams have passed for more than 250 yards against Utah in the last 17 games, dating back to the end of 2023. The Utes kept Wyoming at bay in the pass game in Week 3 (108 yards) while also holding Houston and Southern Utah under 100 passing yards during the 2024 season.
 - Safety Jackson Bennee is tied for the Big 12 lead and second nationally with five passes defended (2 INT, 3 PBU). His two interceptions tie Bennee for the Big 12 lead and sixth in the country. Entering Week 4, Bennee is one of 15 players nationwide with five-plus passes defended, and one of three players to amass both five-plus passes defended and two-plus interceptions.
 - Utah finished five of its final seven Pac-12 seasons in the top third of the conference in both pass efficiency defense and passing yards allowed. The Utes led the league in pass efficiency defense both in 2019 (112.89) and 2020 (120.64), as well as passing yards allowed in 2019 (187.7).
 - Junior Smith Snowden returned to Utah this year after making a team-leading eight pass pickups during the 2024 season.

SACK LAKE CITY

- The moniker "Sack Lake City" has often been used over the years to describe the physicality and grit of the Utah defensive line. With Big 12 play on the horizon, the Utes as a team are averaging three sacks per game, good for fourth in the conference and 16th in FBS.
- Defensive end John Henry Daley is making an early campaign to become the next mayor of Sack Lake City, turning in a team-best 13 tackles which include 6.5 TFL and 5.0 sacks. Daley leads the Big 12 in both TFL and sacks, while his 5.0 sacks tie him for the national lead and he is tied for second in TFLs.
 - Daley, a BYU transfer now in his second season with the Utes, has totaled 40 TFL yards and 38 sack yards. He has contributed at least 2.0 TFL in each of Utah's first three games this season as well as 2.0 sacks against both UCLA and Wyoming.
 - In the Wyoming game, Daley came up with a strip-sack and also made a pass breakup.

Most Sacks by a Utah Player - First Three Games of a Season

Since 2005

John Henry Daley (2025)	5.0
Van Fillinger (2024)	4.5
Nate Orchard (2014)	4.5
Paul Kruger (2008)	4.5
Hunter Dimick (2016)	4.0
Bradlee Anae (2019)	3.0

TWO-WAY STREET

Three members of the Utah defense have also begun contributing on offense; the trio includes linebacker Lander Barton, safety Jackson Bennee and cornerback Smith Snowden. Each of the three started on both sides of the ball against Cal Poly, while Snowden started on offense and defense in the season opener.

- Snowden has started all three games at cornerback, as well as on offense against UCLA and Cal Poly. He logged one tackle at UCLA—but perhaps made his biggest impact lining up at wide receiver. He scored Utah's second touchdown of the game on an eight-yard rush, while also catching all six of his targets for 51 yards. To date, he has seven rushes for 37 yards (1 TD) and 10 catches for 52 yards.
- Barton posted a team-leading seven tackles in the UCLA contest, while reeling in a 14-yard touchdown pass from Devon Dampier during the second quarter.
- Prior to the UCLA game, the last time a Utah defensive player scored an offensive touchdown was in 2023 when Sione Vaki accomplished the feat vs. California, at USC and at Washington. According to StatsPerform, the last time an FBS team had two defensive players score offensive touchdowns in the same game was when UCLA did so in 2015.
- For many Utah fans, the performances in the Rose Bowl likely brought back memories of Utah's first postseason appearance in the venue during the 2021 season. In that Rose Bowl Game vs. Ohio State, running back Micah Bernard had 31 rushing yards and two receptions for 15 yards, including a touchdown. He also started at cornerback and led the team with 10 tackles.
- Bennee is tied for second on the team with 12 tackles, which includes five stops apiece against UCLA and Cal Poly. Against Cal Poly, he added three PBU and a pick-six, before following that with another interception at Wyoming.

NO THIRD CHANCES

- Utah remains one of the toughest teams in the nation to convert against in third-down situations, holding opponents to a 22.2% success rate which ranks second in the Big 12 Conference and No. 9 nationally.
- Partly a byproduct of having a stingy third-down defense, Utah has won the time of possession battle in 11 of its 15 games since the start of 2024. The Utes lead the Big 12 and rank 12th nationally in TOP per game (34:44) after finishing last year second in the Big 12 in TOP.
 - The Utes have held the ball in excess of 35 minutes in two games this season: the season opener at UCLA (37:28) and in Week 3 at Wyoming (35:30). The UCLA tally was the team's highest possession time since Week 4 at Oklahoma State last season (42:26).
 - In the season opener, UCLA was able to convert just two third-down opportunities out of 11 tries. The Bruins were 2-for-7 on conversion attempts in the first half and came up empty on four opportunities during the second half. In total, Utah limited the Bruins to 14 first downs on the night.
 - In their inaugural Big 12 season of 2024, the Utes lived up to the billing with a 27.4% opponent conversion rate—leading the Power Conferences. That feat came after Utah finished atop the Pac-12 for third-down defense both in 2022 and '23.
 - Opponents gained 198 first downs against Utah during the 2024 season, trailing Indiana (192) for the fewest by a Power Conference program. In comparison, the FBS regular season average for first downs gained was 248.9.
 - The Utes had a top-three (or better) third-down defense in the Pac-12 each year from 2018-23 and led the league four times in that span.

Utah's Year-by-Year Rankings - Third-Down Defense

Year	%	Conf. Rk.	FBS Rk.
2025	22.2	2	9
2024	27.4	1	3
2023	29.5	1	8
2022	31.5	1	14
2021	37.4	3	49
2020	34.3	2	20
2019	30.1	1	9

DEFENSIVE NOTES

PICK-SIX CITY

Jackson Bennee's 46-yard interception return touchdown vs. Cal Poly extended Utah's nation-leading streak to 22 consecutive seasons with a pick-six (and Bennee nearly added another the following week at Wyoming). The streak dates back to 2004, when current defensive coordinator Morgan Scalley was a senior and played safety on the Utes' Fiesta Bowl-winning team.

- This run of annual pick-sixes is the longest known streak in FBS history, surpassing Arizona State (20 seasons from 2000-19) for the longest.
- Bennee's pick-six against Cal Poly was Utah's fourth in the last four games dating back to last season. Lander Barton ran back an 87-yard interception vs. Iowa State inside Rice-Eccles Stadium, then Smith Snowden and Zemaiah Vaughn each accomplished the feat in the season finale at UCF.
- During the 21-season span since 2004, Utah has totaled 49 interception return touchdowns, the most in FBS.
- Jonathan Fanene and Steve Fifita scored Utah's pick-sixes in 2004 to begin the streak.

FBS Active Streaks - Consecutive Seasons with a Pick-Six

Team	Seasons	Year Started
*Utah	22	2004
Iowa	17	2008
Ohio State	13	2012

*denotes team has a pick-six this season

Most Pick-Sixes – FBS Football (since 2004)

1.	Utah	49
2.	Alabama	45
3.	Ohio State	44
T-4.	Louisiana Tech/Tennessee/Arizona State	41

NEXT STOP: SUNDAYS

The Utah defense has sent 12 players to the NFL over the last four seasons, breaking down to five draft selections and seven more Pro Utes reaching the league as undrafted free agents. At least one defensive player from Utah was selected in the top four rounds of each NFL Draft from 2022 through '24.

- Rookie DE-turned-LB Connor O'Toole (Seattle) and LB Karene Reid (Denver) each made their clubs' respective rosters this year after signing as undrafted free agents. Fellow rookies in DT Junior Tafuna (Houston) and CB Zemaiah Vaughn (Minnesota) each are on their respective practice squads.
- Safeties Cole Bishop and Sione Vaki are in their second season after being selected in the 2024 NFL Draft. Bishop was picked by Buffalo in the second round while Vaki is with Detroit as a running back after playing both ways at Utah.
- In 2022, Devin Lloyd become the highest-drafted linebacker in school history when he was taken in Round 1 (No. 27 overall) by Jacksonville. A consensus all-America selection in 2021, Lloyd was a Butkus Award finalist in both of his final two seasons at Utah.
- Cornerback Jaylon Johnson, who was with the Utes from 2017-19 as an all-American and two-time all-conference pick, is now in his sixth season with the Chicago Bears and is a two-time Pro Bowl selection.

DEFENSIVE NOTES

QUICK HITS ON THE DEFENSIVE ENDS



0

LOGAN FANO
DE | 6-5, 260 | R-JR.
SPANISH FORK, UTAH (BYU)

Career Highs

Tackles.....7 at Arizona State (2024)
TFL.....2.0 at UCLA (2025)
Sacks.....1.0 (5x), Last at UCLA (2025)
Pass Breakups.....1 (3x), Last at UCLA (2025)

2025 Season Highs

Tackles.....5 at UCLA
TFL.....2.0 at UCLA
Sacks.....1.0 at UCLA
Pass Breakups.....1 at UCLA

Fano Career Defense												
Year	GP	UA	Ast	Tot	TFL	Sacks	Int	PD	FF	FR	Blk	
2023	5	5	9	14	4.0	3.5	0	1	2	1	0	
2024	12	15	20	35	6.5	2.5	0	1	1	1	0	
2025	2	5	1	6	2.0	1.0	0	1	0	0	0	
TOTAL	19	25	30	55	12.5	7.0	0	3	3	2	0	

Fano Game-by-Game												
Game	UA	Ast	Tot	TFL	Sacks	Int	PD	FF	FR	Blk		
at UCLA	4	1	5	2.0	1.0	0	1	0	0	0	0	
Cal Poly	DNP											
at Wyoming	1	0	1	0.0	0.0	0	0	0	0	0	0	
TOTAL	5	1	6	2.0	1.0	0	1	0	0	0	0	

- Preseason Watch Lists: Polynesian College Football Player of the Year.
- 2025 Preseason All-Big 12 pick was voted a team captain and serves on the team's Leadership Council.
- His 2.0 TFL are second most on the team.
- Five tackles at UCLA led the defensive line.
- Has played in 19 career games with 14 starts, including all 12 games (9 GS) in 2024 after being sidelined by injury in 2023.
- Ranked third on the team last season with 6.5 TFL.
- Made at least 1.0 TFL in the final four games of 2024.
- Led the DL last year with 7.0 third-down stops, including 5.0 over the final four games.
- Transferred to Utah after sitting out the 2022 season at BYU due to injury.
- Four-star recruit out of Timpview HS.
- Two-time all-state, all-region and all-valley selection.
- Brother, Spencer, is a junior offensive tackle for the Utes.
- Sister, Shalyn, played basketball at Utah Valley.



15

LANCE HOLTZCLAW
DE | 6-3, 245 | R-JR.
BOSTON, MASS. (WASHINGTON)

Career Highs

Tackles.....*4 at Oregon (2024)
TFL.....*1.0 (2x), Last vs. Eastern Michigan (2024)
Sacks.....*1.0 (2x), Last vs. Eastern Michigan (2024)
Pass Breakups.....--

2025 Season Highs

Tackles.....2 vs. Cal Poly
TFL.....0.5 vs. Cal Poly
Sacks.....0.5 vs. Cal Poly
Pass Breakups.....--

Holtzclaw Career Defense												
Year	GP	UA	Ast	Tot	TFL	Sacks	Int	PD	FF	FR	Blk	
2022*	3	0	0	0	0.0	0.0	0	0	0	0	0	
2023*	11	4	1	5	1.0	1.0	0	0	0	0	0	
2024*	12	5	3	8	1.0	1.0	0	0	0	1	0	
2025	3	1	2	3	0.5	0.5	0	0	0	0	0	
TOTAL	29	10	6	16	2.5	2.5	0	0	0	1	0	

**denotes at Washington*

Holtzclaw Game-by-Game												
Game	UA	Ast	Tot	TFL	Sacks	Int	PD	FF	FR	Blk		
at UCLA	1	0	1	0.0	0.0	0	0	0	0	0	0	
Cal Poly	0	2	2	0.5	0.5	0	0	0	0	0	0	
at Wyoming	0	0	0	0.0	0.0	0	0	0	0	0	0	
TOTAL	1	2	3	0.5	0.5	0	0	0	0	0	0	

- Twenty-nine career games played, including 26 at Washington where he spent the 2022-24 seasons.
- First career sack came in the 2023 Apple Cup win, clinching a spot for Washington in the Pac-12 title game.
- Part of the Huskies teams that won the 2022 Alamo Bowl, 2023 Pac-12 Championship and 2023 Sugar Bowl.
- Named the team's 2022 Defensive Scout MVP.
- Three-star recruit out of Desert Ridge HS in Arizona.
- Named All-Conference and All-State in high school both as a DE and WR.
- Is the third known player in Utah Football history with a Massachusetts hometown, and 11th from New England (region includes MA, VT, NH, ME, CT and RI).



40

PAUL FITZGERALD
DE | 6-4, 256 | R-JR.
IDAHO FALLS, IDAHO (UTAH STATE)

Career Highs

Tackles.....*7 vs. Nevada (2023)
TFL.....*3.0 vs. Georgia State (2023)
Sacks.....*3.0 vs. Georgia State (2023)
Pass Breakups.....*1 vs. Boise State (2023)

2025 Season Highs

Tackles.....6 vs. Cal Poly
TFL.....1.5 vs. Cal Poly
Sacks.....0.5 vs. Cal Poly
Pass Breakups.....--


Fitzgerald Career Defense												
Year	GP	UA	Ast	Tot	TFL	Sacks	Int	PD	FF	FR	Blk	
2022*	2	0	0	0	0.0	0.0	0	0	0	0	0	
2023*	13	23	23	46	9.0	8.0	0	1	1	0	0	
2024	9	3	1	4	0.0	0.0	0	0	0	0	0	
2025	3	5	5	10	1.5	0.5	0	0	0	0	0	
TOTAL	27	31	29	60	10.5	8.5	0	1	1	0	0	

**denotes at Utah State*

Fitzgerald Game-by-Game												
Game	UA	Ast	Tot	TFL	Sacks	Int	PD	FF	FR	Blk		
at UCLA	0	0	0	0.0	0.0	0	0	0	0	0	0	
Cal Poly	2	4	6	1.5	0.5	0	0	0	0	0	0	
at Wyoming	3	1	4	0.0	0.0	0	0	0	0	0	0	
TOTAL	5	5	10	1.5	0.5	0	0	0	0	0	0	

- Twenty-seven games played in his career (13 starts), spending his first two seasons at Utah State before coming to the Utes.
- Ten tackles through three games in 2025 after having four total across all of last season.
- Played both on defense and special teams with Utah during the 2024 season.
- Started all 13 games at Utah State in 2023, tying the school bowl record with 3.0 sacks in the Famous Idaho Potato Bowl.
- Three-star recruit out of Thunder Ridge HS, rated the fourth-best recruit in the state of Idaho.
- First-team all-state and all-area as a senior.
- Cousin, Skyler Hanford, played basketball at BYU.

DEFENSIVE NOTES



90

JOHN HENRY DALEY

DE | 6-4, 255 | R-SO.
ALPINE, UTAH (BYU)

Career Highs

Tackles.....6 at Wyoming (2025)
TFL.....2.5 vs. Cal Poly (2025)
Sacks.....2.0 (2x), Last at Wyoming (2025)
Pass Breakups.....1 at Wyoming (2025)

2025 Season Highs

Tackles.....6 at Wyoming
TFL.....2.5 vs. Cal Poly
Sacks.....2.0 (2x), Last at Wyoming
Pass Breakups.....1 at Wyoming

Daley Career Defense


Year	GP	UA	Ast	Tot	TFL	Sacks	Int	PD	FF	FR	Blk
2023*	3	2	1	3	0.0	0.0	0	0	0	0	0
2024	7	4	0	4	1.0	1.0	0	0	0	0	0
2025	3	9	4	13	6.5	5.0	0	1	1	0	0
TOTAL	13	15	5	20	7.5	6.0	0	1	1	0	0

*denotes at BYU

Daley Game-by-Game

Game	UA	Ast	Tot	TFL	Sacks	Int	PD	FF	FR	Blk
at UCLA	2	1	3	2.0	2.0	0	0	0	0	0
Cal Poly	3	1	4	2.5	1.0	0	0	0	0	0
at Wyoming	4	2	6	2.0	2.0	0	1	1	0	0
TOTAL	9	4	13	6.5	5.0	0	1	1	0	0

- Leads the Big 12 both in TFL (6.5) and sacks (5.0), with his sack total tied for the nationwide lead.
- Only player in the Big 12 this season with 2.0+ TFL in three games.
- His night at Wyoming included a strip-sack and PBU among six tackles.
- Has already more than tripled his total tackles from last season (4).
- Totaled nine sack yards in the win at UCLA.
- Seven games played with the Utes in 2024, after transferring from BYU.
- First collegiate sack came during the 2024 season opener against Southern Utah.
- Played in three games for BYU in 2023, recording three total tackles.
- Three-star recruit out of Lone Peak HS, rated the No. 9 recruit in the state of Utah on 247Sports.
- All-state selection blocked two punts his senior year of high school, including one in the state semifinals.
- Brother, Michael, is a DE at Rice and once played at BYU.
- Father, Neal, played linebacker at BYU.
- Uncles are former BYU football players, David Nixon, Craig Bills and Taysom Hill.



93

KASH DILLON

DE | 6-5, 252 | R-FR.
DRAPER, UTAH (CORNER CANYON HS)

Career Highs

Tackles.....3 (2x), Last at Wyoming (2025)
TFL.....1.0 vs. Cal Poly (2025)
Sacks.....1.0 vs. Cal Poly (2025)
Pass Breakups.....--

2025 Season Highs

Tackles.....3 (2x), Last at Wyoming
TFL.....1.0 vs. Cal Poly
Sacks.....1.0 vs. Cal Poly
Pass Breakups.....--

Dillon Career Defense

Year	GP	UA	Ast	Tot	TFL	Sacks	Int	PD	FF	FR	Blk
2024	2	1	1	2	0.0	0.0	0	0	0	0	0
2025	3	5	3	8	1.5	1.5	0	0	0	0	0
TOTAL	5	6	4	10	1.5	1.5	0	0	0	0	0

Dillon Game-by-Game

Game	UA	Ast	Tot	TFL	Sacks	Int	PD	FF	FR	Blk
at UCLA	1	1	2	0.5	0.5	0	0	0	0	0
Cal Poly	2	1	3	1.0	1.0	0	0	0	0	0
at Wyoming	2	1	3	0.0	0.0	0	0	0	0	0
TOTAL	5	3	8	1.5	1.5	0	0	0	0	0

- Eight tackles this season after playing in just two games as a freshman in 2024.
- Named to the Academic All-Big 12 Rookie Team.
- Three-star recruit out of Corner Canyon HS, ranking as the No. 6 recruit in the state of Utah on 247Sports.
- Two-time first-team All-State selection helped lead Corner Canyon to region and state championships in 2023.

THIRD DOWN STOPS




The Utah Athletic Communications staff tracks Third Down Stops (TDS) as an unofficial player statistic. A TDS is earned with a tackle, pass breakup, interception, forced fumble and/or fumble recovery that results in a failed third-down conversion for the opponent.

Third-down stops can be shared (0.5) with an assisted TFL or sack, or when two different players force and recover a fumble on a play.

Player Name	2025 TDS
Nate Ritchie	3.0
Kash Dillon	3.0
Jackson Bennee	2.5
John Henry Daley	2.5
Rock Caldwell	2.0
Karson Kaufusi	1.5
Aliki Vimahi	1.0
Jonah Lea'ea	1.0
Lander Barton	0.5
Logan Fano	0.5
Trey Reynolds	0.5
Brock Fonoimoana	0.5
Paul Fitzgerald	0.5
(team)	9.0
Season Total	28.0
Opponent 3rd-down conversions	8-36 22%


Page 21

UTAHUTES.COM

DEFENSIVE NOTES																																																																																																																																						
QUICK HITS ON THE DEFENSIVE TACKLES																																																																																																																																						
	44 SIONE MOTUAPUAKA		DT 5-11, 276 FR. LAS VEGAS, NEV. (BISHOP GORMAN HS)			45 PUPU SEPULONA		DT 6-2, 298 FR. KALIHI, HAWAI'I (ST. LOUIS HS)			51 KARSON KAUFUSI		DT 6-6, 305 FR. HOLLADAY, UTAH (SKYLINE HS)																																																																																																																									
Career Highs					Career Highs					Career Highs																																																																																																																												
Tackles.....--					Tackles.....1 (2x), Last vs. Cal Poly (2025)					Tackles.....3 at UCLA (2025)																																																																																																																												
TFL.....--					TFL.....0.5 vs. Cal Poly (2025)					TFL.....0.5 at UCLA (2025)																																																																																																																												
Sacks.....--					Sacks.....--					Sacks.....0.5 at UCLA (2025)																																																																																																																												
Pass Breakups.....--					Pass Breakups.....--					Pass Breakups.....--																																																																																																																												
2025 Season Highs					2025 Season Highs					2025 Season Highs																																																																																																																												
Tackles.....--					Tackles.....1 (2x), Last vs. Cal Poly					Tackles.....3 at UCLA (2025)																																																																																																																												
TFL.....--					TFL.....0.5 vs. Cal Poly					TFL.....0.5 at UCLA (2025)																																																																																																																												
Sacks.....--					Sacks.....--					Sacks.....0.5 at UCLA (2025)																																																																																																																												
Pass Breakups.....--					Pass Breakups.....--					Pass Breakups.....--																																																																																																																												
<ul style="list-style-type: none">• Made his Utah debut playing on special teams against Cal Poly.• Three-star recruit out of Bishop Gorman HS.• Ranked second on the 2024 Bishop Gorman team with 40 tackles (21 TFL, 2.0 sacks), adding one forced fumble and a recovery.• Helped the Gaels win their fourth straight state title as a senior and finish the season 11-1.• Was a junior on the Bishop Gorman squad that finished atop the 2023 USA Today Super 25 rankings.• Earned All-Southern Nevada after making 55 tackles (10.0 TFL, 4.0 sacks) during his junior season, plus two forced fumbles and one PBU.• Named 2022 Preseason MaxPreps All-America after an impact freshman season with 11 games played and 40 tackles (21 TFL, 2 sacks).					Sepulona Career Defense										Kaufusi Career Defense																																																																																																																							
					<table><tr><th>Year</th><th>GP</th><th>UA</th><th>Ast</th><th>Tot</th><th>TFL</th><th>Sacks</th><th>Int</th><th>PD</th><th>FF</th><th>FR</th><th>Blk</th></tr><tr><td>2025</td><td>3</td><td>0</td><td>2</td><td>2</td><td>0.5</td><td>0.0</td><td>0</td><td>0</td><td>0</td><td>0</td><td>0</td></tr><tr><td>TOTAL</td><td>3</td><td>0</td><td>2</td><td>2</td><td>0.5</td><td>0.0</td><td>0</td><td>0</td><td>0</td><td>0</td><td>0</td></tr></table>										Year	GP	UA	Ast	Tot	TFL	Sacks	Int	PD	FF	FR	Blk	2025	3	0	2	2	0.5	0.0	0	0	0	0	0	TOTAL	3	0	2	2	0.5	0.0	0	0	0	0	0	<table><tr><th>Year</th><th>GP</th><th>UA</th><th>Ast</th><th>Tot</th><th>TFL</th><th>Sacks</th><th>Int</th><th>PD</th><th>FF</th><th>FR</th><th>Blk</th></tr><tr><td>2025</td><td>3</td><td>2</td><td>3</td><td>5</td><td>0.5</td><td>0.5</td><td>0</td><td>0</td><td>0</td><td>0</td><td>0</td></tr><tr><td>TOTAL</td><td>3</td><td>2</td><td>3</td><td>5</td><td>0.5</td><td>0.5</td><td>0</td><td>0</td><td>0</td><td>0</td><td>0</td></tr></table>										Year	GP	UA	Ast	Tot	TFL	Sacks	Int	PD	FF	FR	Blk	2025	3	2	3	5	0.5	0.5	0	0	0	0	0	TOTAL	3	2	3	5	0.5	0.5	0	0	0	0	0																																						
					Year	GP	UA	Ast	Tot	TFL	Sacks	Int	PD	FF	FR	Blk																																																																																																																						
					2025	3	0	2	2	0.5	0.0	0	0	0	0	0																																																																																																																						
					TOTAL	3	0	2	2	0.5	0.0	0	0	0	0	0																																																																																																																						
					Year	GP	UA	Ast	Tot	TFL	Sacks	Int	PD	FF	FR	Blk																																																																																																																						
					2025	3	2	3	5	0.5	0.5	0	0	0	0	0																																																																																																																						
					TOTAL	3	2	3	5	0.5	0.5	0	0	0	0	0																																																																																																																						
					Sepulona Game-by-Game										Kaufusi Game-by-Game																																																																																																																							
					<table><tr><th>Game</th><th>UA</th><th>Ast</th><th>Tot</th><th>TFL</th><th>Sacks</th><th>Int</th><th>PD</th><th>FF</th><th>FR</th><th>Blk</th></tr><tr><td>at UCLA</td><td>0</td><td>1</td><td>1</td><td>0.0</td><td>0.0</td><td>0</td><td>0</td><td>0</td><td>0</td><td>0</td></tr><tr><td>Cal Poly</td><td>0</td><td>1</td><td>1</td><td>0.5</td><td>0.0</td><td>0</td><td>0</td><td>0</td><td>0</td><td>0</td></tr><tr><td>at Wyoming</td><td>0</td><td>0</td><td>0</td><td>0.0</td><td>0.0</td><td>0</td><td>0</td><td>0</td><td>0</td><td>0</td></tr><tr><td>TOTAL</td><td>0</td><td>2</td><td>2</td><td>0.5</td><td>0.0</td><td>0</td><td>0</td><td>0</td><td>0</td><td>0</td></tr></table>										Game	UA	Ast	Tot	TFL	Sacks	Int	PD	FF	FR	Blk	at UCLA	0	1	1	0.0	0.0	0	0	0	0	0	Cal Poly	0	1	1	0.5	0.0	0	0	0	0	0	at Wyoming	0	0	0	0.0	0.0	0	0	0	0	0	TOTAL	0	2	2	0.5	0.0	0	0	0	0	0	<table><tr><th>Game</th><th>UA</th><th>Ast</th><th>Tot</th><th>TFL</th><th>Sacks</th><th>Int</th><th>PD</th><th>FF</th><th>FR</th><th>Blk</th></tr><tr><td>at UCLA</td><td>1</td><td>2</td><td>3</td><td>0.5</td><td>0.5</td><td>0</td><td>0</td><td>0</td><td>0</td><td>0</td></tr><tr><td>Cal Poly</td><td>1</td><td>1</td><td>2</td><td>0.0</td><td>0.0</td><td>0</td><td>0</td><td>0</td><td>0</td><td>0</td></tr><tr><td>at Wyoming</td><td>0</td><td>0</td><td>0</td><td>0.0</td><td>0.0</td><td>0</td><td>0</td><td>0</td><td>0</td><td>0</td></tr><tr><td>TOTAL</td><td>2</td><td>3</td><td>5</td><td>0.5</td><td>0.5</td><td>0</td><td>0</td><td>0</td><td>0</td><td>0</td></tr></table>										Game	UA	Ast	Tot	TFL	Sacks	Int	PD	FF	FR	Blk	at UCLA	1	2	3	0.5	0.5	0	0	0	0	0	Cal Poly	1	1	2	0.0	0.0	0	0	0	0	0	at Wyoming	0	0	0	0.0	0.0	0	0	0	0	0	TOTAL	2	3	5	0.5	0.5	0	0	0	0	0
					Game	UA	Ast	Tot	TFL	Sacks	Int	PD	FF	FR	Blk																																																																																																																							
at UCLA	0	1	1	0.0	0.0	0	0	0	0	0																																																																																																																												
Cal Poly	0	1	1	0.5	0.0	0	0	0	0	0																																																																																																																												
at Wyoming	0	0	0	0.0	0.0	0	0	0	0	0																																																																																																																												
TOTAL	0	2	2	0.5	0.0	0	0	0	0	0																																																																																																																												
Game	UA	Ast	Tot	TFL	Sacks	Int	PD	FF	FR	Blk																																																																																																																												
at UCLA	1	2	3	0.5	0.5	0	0	0	0	0																																																																																																																												
Cal Poly	1	1	2	0.0	0.0	0	0	0	0	0																																																																																																																												
at Wyoming	0	0	0	0.0	0.0	0	0	0	0	0																																																																																																																												
TOTAL	2	3	5	0.5	0.5	0	0	0	0	0																																																																																																																												
<ul style="list-style-type: none">• Three-star recruit out of St. Louis HS, rated the No. 7 prospect in Hawaii.• Invited to the 2025 Polynesian Bowl.• Had 18.5 tackles (10.0 TFL, 6.5 sacks) and two pass breakups his senior season.• Recorded five sacks in one game vs. Kamehameha.• Made 3.0 TFL (2.0 sacks) as a junior, along with one pass breakup.• Also competed in basketball and volleyball.• Two-time Gatorade Hawaii Basketball Player of the Year and two-time MaxPreps Hawaii Basketball Player of the Year.										<ul style="list-style-type: none">• Four-star recruit out of Skyline HS, rated the No. 1 defensive tackle and the No. 6 overall prospect in Utah.• Collected 26 total tackles (3.0 TFL, 1.0 sack) and a fumble recovery as a junior.• Also played basketball and lacrosse in high school.• Both parents, numerous cousins and other family members are Utah alumni--several of whom were student-athletes.																																																																																																																												

DEFENSIVE NOTES

QUICK HITS ON THE DEFENSIVE TACKLES



91

JONAH LEA'EA

DT | 6-5, 285 | R-SO.
SAN MATEO, CALIF. (BISHOP GORMAN HS)

Career Highs

Tackles.....4 at Wyoming (2025)

TFL.....--

Sacks.....--

Pass Breakups.....--

2025 Season Highs

Tackles.....4 at Wyoming

TFL.....--

Sacks.....--

Pass Breakups.....--


Lea'ea Career Defense

Year	GP	UA	Ast	Tot	TFL	Sacks	Int	PD	FF	FR	Blk
2023	2	0	2	2	0.0	0.0	0	0	0	0	0
2024	6	1	1	2	0.0	0.0	0	0	0	0	0
2025	3	3	2	5	0.0	0.0	0	0	0	0	0
TOTAL	11	4	5	9	0.0	0.0	0	0	0	0	0

Lea'ea Game-by-Game

Game	UA	Ast	Tot	TFL	Sacks	Int	PD	FF	FR	Blk
at UCLA	0	0	0	0.0	0.0	0	0	0	0	0
Cal Poly	0	1	1	0.0	0.0	0	0	0	0	0
at Wyoming	3	1	4	0.0	0.0	0	0	0	0	0
TOTAL	3	2	5	0.0	0.0	0	0	0	0	0

- Eleven career games played throughout his career with the Utes, with starts in all three games this season.
- Four tackles at Wyoming doubled his previous career-high.
- Three-star recruit out of Bishop Gorman HS, where he was ranked the No. 10 recruit in Nevada.
- Helped Bishop Gorman to a state title in 2022, racking up 48 tackles (19.0 TFL, 8.0 sacks), two passes defended and a forced fumble as a senior.



95

ALIKI VIMAHİ

DT | 6-4, 302 | GR.
KAHUKU, HAWAII (KAHUKU HS)

Career Highs

Tackles.....5 vs. Iowa State (2024)

TFL.....1.5 vs. Iowa State (2024)

Sacks.....1.0 (4x), Last vs. Arizona State (2023)

Pass Breakups.....1 (5x), Last vs. Iowa State (2024)

2025 Season Highs

Tackles.....2 (2x), Last vs. Cal Poly

TFL.....--

Sacks.....--

Pass Breakups.....--


Vimahi Career Defense

Year	GP	UA	Ast	Tot	TFL	Sacks	Int	PD	FF	FR	Blk
2021	10	9	3	12	2.0	2.0	0	3	0	0	0
2022	14	4	10	14	2.0	1.0	0	0	0	0	0
2023	12	5	9	14	1.5	1.5	0	0	0	0	0
2024	4	4	3	7	2.0	0.0	0	2	0	0	0
2025	3	0	5	5	0.0	0.0	0	0	0	0	0
TOTAL	43	22	30	52	7.5	4.5	0	5	0	0	0

Vimahi Game-by-Game

Game	UA	Ast	Tot	TFL	Sacks	Int	PD	FF	FR	Blk
at UCLA	0	2	2	0.0	0.0	0	0	0	0	0
Cal Poly	0	2	2	0.0	0.0	0	0	0	0	0
at Wyoming	0	1	1	0.0	0.0	0	0	0	0	0
TOTAL	0	5	5	0.0	0.0	0	0	0	0	0

- 2025 Polynesian College Football Player of the Year Watch List.
- Member of the team's Leadership Council.
- Forty-three total games played (15 starts), all at Utah.
- Four games last season included action in three of the final four weeks, including a five-tackle outing vs. Iowa State.
- Played in all 14 contests (nine starts) during 2022 as Utah won the Pac-12 Championship and reached its second straight Rose Bowl.
- Faced off against his brother, Enokk, when Utah played Ohio State in its first of back-to-back Rose Bowl appearances (2021).
- Originally signed with Utah in 2017 before serving a church mission.
- Standout at Kahuku HS in Hawaii was named All-State and invited to play in the Polynesian Bowl after his senior season.



98

DALLAS VAKALAHİ

DT | 6-2, 318 | SO.
WEST VALLEY, UTAH (WEST HS)

Career Highs

Tackles.....5 at Houston (2024)

TFL.....1.0 (2x), Last at UCF (2024)

Sacks.....1.0 (2x), Last at UCF (2024)

Pass Breakups.....--

2025 Season Highs

Tackles.....--

TFL.....--

Sacks.....--

Pass Breakups.....--

Vakalahi Career Defense

Year	GP	UA	Ast	Tot	TFL	Sacks	Int	PD	FF	FR	Blk
2024	9	9	7	16	2.5	2.0	0	0	0	0	0
2025	1	0	0	0	0.0	0.0	0	0	0	0	0
TOTAL	10	9	7	16	2.5	2.0	0	0	0	0	0

Vakalahi Game-by-Game

Game	UA	Ast	Tot	TFL	Sacks	Int	PD	FF	FR	Blk
at UCLA	0	0	0	0.0	0.0	0	0	0	0	0
Cal Poly	DNP									
at Wyoming	DNP									
TOTAL	0	0	0	0.0	0.0	0	0	0	0	0


- Started three games and played in nine in 2024 as a true freshman, after returning from a church mission.
- Led true freshmen on the team with 16 total tackles, 2.5 TFL, 2.0 sacks and 5.5 third-down stops.
- Four tackles at ASU last year after entering the game with three total as a Utah Ute.
- Rated a three-star recruit out of West HS and the No. 13 prospect in Utah.
- Invited to play in the 2022 Polynesian Bowl.
- Named all-state and Region 2 Defensive MVP.
- During his senior season, collected 46 tackles (13.0 TFL, 6.0 sacks) in eight games.
- Served a church mission in Philadelphia.

Page 23

UTAHUTES.COM

DEFENSIVE NOTES

QUICK HITS ON THE LINEBACKERS



3

LEVANI DAMUNI

LB | 6-3, 234 | GR.
PROVIDENCE, UTAH (STANFORD)

Career Highs

Tackles.....12 (7x), Last vs. Northwestern (2023)
TFL.....*2.0 at Washington St. (2021)
Sacks.....*1.0 (3x), Last at UCLA (2022)
Pass Breakups.....*1 vs. Colgate (2022)

2025 Season Highs

Tackles.....2 (2x), Last at Wyoming
TFL.....--
Sacks.....--
Pass Breakups.....--

Damuni Career Defense


Year	GP	UA	Ast	Tot	TFL	Sacks	Int	PD	FF	FR	Blk
2019*	1	1	0	1	0.0	0.0	0	0	0	0	0
2020*	6	18	24	42	0.5	0.0	1	1	0	1	0
2021*	12	48	39	87	5.0	2.0	0	0	0	0	0
2022*	12	31	45	76	3.5	1.0	1	2	2	0	0
2023	13	43	44	87	2.5	0.5	0	0	0	0	0
2025	3	4	1	5	0.0	0.0	0	0	0	0	0
TOTAL	47	145	153	298	11.5	3.5	2	3	2	1	0

*denotes at Stanford

Damuni Game-by-Game

Game	UA	Ast	Tot	TFL	Sacks	Int	PD	FF	FR	Blk
at UCLA	2	0	2	0.0	0.0	0	0	0	0	0
Cal Poly	1	0	1	0.0	0.0	0	0	0	0	0
at Wyoming	1	1	2	0.0	0.0	0	0	0	0	0
TOTAL	4	1	5	0.0	0.0	0	0	0	0	0

- 2025 Polynesian College Football Player of the Year Watch List.
- 2025 Comeback Player of the Year Watch List.
- Member of the team's Leadership Council.
- His 298 career tackles rank fourth among active FBS players (leads Big 12).
- Returned to Utah after missing the 2024 season due to injury.
- Led the Utes in 2023 with 87 tackles after transferring from Stanford.
- Has played in 47 career games in Power Five football (31 games with 15 starts at Stanford from 2019-22).
- Ranked ninth in the Pac-12 with 6.7 tackles per game in 2023.
- Made 207 tackles (9.0 TFL, 3.0 sacks) while at Stanford.
- All-Pac-12 pick was a team captain for the Cardinal in 2022.
- Led Stanford in tackles in 2022, recording 76.
- Was a four-star recruit out of Ridgeline HS in Utah, rated the No. 5 recruit in the state of Utah.
- Served a church mission in New Zealand.
- Father played football at Utah State and is now an Assistant AD at his alma mater.



7

JOHNATHAN HALL

LB | 6-1, 226 | JR.
KATY, TEXAS (KATY HS)

Career Highs

Tackles.....7 at Colorado (2024)
TFL.....2.0 (2x), Last at Colorado (2024)
Sacks.....1.0 (2x), Last at Arizona State (2024)
Pass Breakups.....1 (4x), Last vs. Cal Poly (2025)

2025 Season Highs

Tackles.....4 (2x), Last at Wyoming
TFL.....--
Sacks.....--
Pass Breakups.....1 vs. Cal Poly


Hall Career Defense

Year	GP	UA	Ast	Tot	TFL	Sacks	Int	PD	FF	FR	Blk
2023	13	12	7	19	1.0	1.0	0	0	0	0	0
2024	12	20	18	38	9.0	1.0	1	4	0	0	0
2025	3	8	1	9	0.0	0.0	1	2	0	0	0
TOTAL	28	40	26	66	10.0	2.0	2	6	0	0	0

Hall Game-by-Game

Game	UA	Ast	Tot	TFL	Sacks	Int	PD	FF	FR	Blk
at UCLA	3	1	4	0.0	0.0	0	0	0	0	0
Cal Poly	1	0	1	0.0	0.0	1	2	0	0	0
at Wyoming	4	0	4	0.0	0.0	0	0	0	0	0
TOTAL	8	1	9	0.0	0.0	1	2	0	0	0

- Moved to LB from safety in 2024, totaling 28 games played (seven starts) as a Utah Ute.
- First interception of the season came vs. Cal Poly.
- Tied for the team lead last season with 9.0 TFL.
- Credited 4.5 third-down stops during the 2024 season.
- Three-star recruit out of Katy HS in Texas, where he was named 19-6A District Defensive Player of the Year.
- Tabbed first-team All-State as a senior.



8

LANDER BARTON

LB | 6-5, 240 | SR.
COTTONWOOD HEIGHTS, UTAH (BRIGHTON)

Career Highs

Tackles.....12 at Houston (2024)
TFL.....3.0 vs. Penn State (2022)
Sacks.....2.0 at UCF (2024)
Pass Breakups.....2 vs. BYU (2024)

2025 Season Highs

Tackles.....7 at UCLA
TFL.....--
Sacks.....--
Pass Breakups.....--

Barton Career Defense

Year	GP	UA	Ast	Tot	TFL	Sacks	Int	PD	FF	FR	Blk
2022	14	26	20	46	8.0	4.5	0	1	1	1	0
2023	7	11	23	34	0.5	0.0	2	4	1	0	0
2024	12	37	35	72	5.0	2.0	2	6	1	1	0
2025	3	5	7	12	0.0	0.0	0	0	0	1	0
TOTAL	36	79	85	164	13.5	6.5	4	11	3	3	0

Barton Game-by-Game Defense

Game	UA	Ast	Tot	TFL	Sacks	Int	PD	FF	FR	Blk
at UCLA	2	5	7	0.0	0.0	0	0	0	0	0
Cal Poly	1	0	1	0.0	0.0	0	0	0	0	0
at Wyoming	2	2	4	0.0	0.0	0	0	0	1	0
TOTAL	5	7	12	0.0	0.0	0	0	0	1	0

Barton Game-By-Game Receiving

Game	Rec	Yds	Ypc	TD	Long
at UCLA	1	14	14.0	1	14
Cal Poly	1	8	8.0	0	8
at Wyoming	1	2	2.0	0	2
TOTAL	3	24	8.0	1	14


- 2025 Butkus Award Watch List and Preseason All-Big 12.
- Voted a team captain and member of the Leadership Council.
- Has played in 36 games with 25 starts during his four seasons.
- His 12 tackles lead the LB room and are tied for second on the team.
- Has played both ways in each game this season, catching three passes for 24 yards (including a 14-yard TD at UCLA).
- Led the Utes last season with 72 total tackles and ranked second in the LB room with 6.0 third-down stops.
- 2022 Pac-12 Freshman Defensive Player of the Year and CFN Freshman All-America.
- Was a four-star recruit out of HS, rated the No. 2 recruit in the state of Utah and the No. 17 linebacker nationally.
- Mother is a member of the Utah Crimson Club Hall of Fame as an All-American in both basketball and volleyball. Father played football and baseball at Utah. Brothers, Cody and Jackson, both were all-conference for Utah Football and now are in the NFL. Sister, Dani, was a VB All-American and school record holder.

Page 24

UTAHUTES.COM

DEFENSIVE NOTES

QUICK HITS ON THE LINEBACKERS



33

KANA'I LOPES

LB | 6-3, 228 | R-FR.

LAS VEGAS, NEV. (ST. JOHN BOSCO HS)

Career Highs

Tackles.....1 vs. BYU (2024)

TFL.....--

Sacks.....--

Pass Breakups.....--

2025 Season Highs

Tackles.....--

TFL.....--

Sacks.....--

Pass Breakups.....--


Lopes Career Defense

Year	GP	UA	Ast	Tot	TFL	Sacks	Int	PD	FF	FR	Blk
2024	4	0	1	1	0.0	0.0	0	0	0	0	0
2025	3	0	0	0	0.0	0.0	0	0	0	0	0
TOTAL	7	0	1	1	0.0	0.0	0	0	0	0	0

Lopes Game-by-Game

Game	UA	Ast	Tot	TFL	Sacks	Int	PD	FF	FR	Blk
at UCLA	0	0	0	0.0	0.0	0	0	0	0	0
Cal Poly	0	0	0	0.0	0.0	0	0	0	0	0
at Wyoming	0	0	0	0.0	0.0	0	0	0	0	0
TOTAL	0	0	0	0.0	0.0	0	0	0	0	0

- Has primarily played on special teams in his seven career games with some time on defense.
- Rated a three-star recruit out of St. John Bosco HS in California.
- Part of the Braves' squad that ranked No. 5 in the nation by MaxPreps.
- Made 45 tackles (1.0 TFL) and a fumble recovery during his senior year at St. John Bosco.
- Began his high school career at Liberty HS in Nevada.
- Totaled 85 tackles (3.0 TFL), four PBU and a forced fumble in two seasons played at Liberty HS.



35

CYRUS POLU

LB | 6-1, 225 | FR.

ST. GEORGE, UTAH (DESERT HILLS HS)

Career Highs

Tackles.....2 vs. Cal Poly (2025)

TFL.....--

Sacks.....--

Pass Breakups.....--

2025 Season Highs

Tackles.....2 vs. Cal Poly (2025)

TFL.....--

Sacks.....--

Pass Breakups.....--


Polu Career Defense

Year	GP	UA	Ast	Tot	TFL	Sacks	Int	PD	FF	FR	Blk
2025	3	2	0	2	0.0	0.0	0	0	0	0	0
TOTAL	3	2	0	2	0.0	0.0	0	0	0	0	0

Polu Game-by-Game

Game	UA	Ast	Tot	TFL	Sacks	Int	PD	FF	FR	Blk
at UCLA	0	0	0	0.0	0.0	0	0	0	0	0
Cal Poly	2	0	2	0.0	0.0	0	0	0	0	0
at Wyoming	0	0	0	0.0	0.0	0	0	0	0	0
TOTAL	2	0	2	0.0	0.0	0	0	0	0	0

- Played both on defense and special teams against Cal Poly, making one tackle on kickoff coverage and one defensive stop.
- Four-star and All-State standout from Desert Hills HS was ranked by 247Sports as the No. 3 prospect in Utah.
- Played in 10 games with the Thunder his senior season, finishing with 46 tackles, two interceptions and a forced fumble.
- Invited to the 2024 Under Armour Next Camp Series, where he was named the Linebacker MVP.
- Was a All-State sophomore on the 2022 Thunder squad that won the Utah 4A state championship.



37

TREY REYNOLDS

LB | 6-1, 231 | JR.

QUEEN CREEK, ARIZ. (QUEEN CREEK HS)

Career Highs

Tackles.....4 (2x), Last vs. Cal Poly (2025)

TFL.....0.5 vs. Cal Poly (2025)

Sacks.....--

Pass Breakups.....--

2025 Season Highs

Tackles.....4 vs. Cal Poly

TFL.....0.5 vs. Cal Poly

Sacks.....--

Pass Breakups.....--

Reynolds Career Defense

Year	GP	UA	Ast	Tot	TFL	Sacks	Int	PD	FF	FR	Blk
2021	14	2	4	6	0.0	0.0	0	0	0	0	0
2024	12	3	10	13	0.0	0.0	0	0	0	0	0
2025	3	3	3	6	0.5	0.0	1	1	0	0	0
TOTAL	29	8	17	25	0.5	0.0	1	1	0	0	0

Reynolds Game-by-Game

Game	UA	Ast	Tot	TFL	Sacks	Int	PD	FF	FR	Blk
at UCLA	1	1	2	0.0	0.0	1	1	0	0	0
Cal Poly	2	2	4	0.5	0.0	0	0	0	0	0
at Wyoming	0	0	0	0.0	0.0	0	0	0	0	0
TOTAL	3	3	6	0.5	0.0	1	1	0	0	0

- Made his first career interception against UCLA, returning it 20 yards.
- Played in all 12 games last season both on defense and special teams.
- Returned to Utah in 2024 after serving a two-year church mission in Nashville.
- Named CSC Academic All-District in 2024.
- Six tackles as a freshman in 2021, each coming as part of the kickoff team.
- Three-star recruit on 247Sports and Rivals, rated the No. 9 recruit in the state of Arizona out of Queen Creek HS.
- Two-time All-Arizona selection and Arizona Cardinals Defensive Player of the Year as a senior.
- Father was a linebacker at Arizona State (1996-97).

Page 25

UTAHUTES.COM

DEFENSIVE NOTES

QUICK HITS ON THE CORNERBACKS



2

SMITH SNOWDEN
CB | 5-10, 185 | JR.
LEHI, UTAH (SKYRIDGE HS)

Career Highs

Tackles.....6 (3x), Last vs. Iowa State (2024)
TFL.....2.0 vs. Southern Utah (2024)
Sacks.....--
Pass Breakups.....3 at Oklahoma State (2024)

2025 Season Highs

Tackles.....2 vs. Cal Poly
TFL.....--
Sacks.....--
Pass Breakups.....1 at Wyoming

Snowden Career Defense											
Year	GP	UA	Ast	Tot	TFL	Sacks	Int	PD	FF	FR	Blk
2023	11	1	6	7	0.0	0.0	0	0	0	0	0
2024	12	34	14	48	4.0	0.0	2	10	1	0	0
2025	3	3	0	3	0.0	0.0	0	1	0	0	0
TOTAL	26	38	20	58	4.0	0.0	2	11	1	0	0


Snowden Game-by-Game Defense											
Game	UA	Ast	Tot	TFL	Sacks	Int	PD	FF	FR	Blk	
at UCLA	1	0	1	0.0	0.0	0	0	0	0	0	0
Cal Poly	2	0	2	0.0	0.0	0	0	0	0	0	0
at Wyoming	0	0	0	0.0	0.0	0	1	0	0	0	0
TOTAL	3	0	3	0.0	0.0	0	0	0	0	0	0

Snowden Game-By-Game Receiving						
Game	Rec	Yds	Ypc	TD	Long	
at UCLA	6	51	8.5	0	11	
Cal Poly	3	-2	-0.6	0	3	
at Wyoming	1	3	3.0	0	3	
TOTAL	10	52	5.2	0	11	

Snowden Game-By-Game Rushing					
Game	Att	Yds	Ypr	TD	Long
at UCLA	3	15	5.0	1	8
Cal Poly	2	15	7.5	0	9
at Wyoming	2	7	3.5	0	9
TOTAL	7	37	5.3	1	9

- Voted to the team's Leadership Council for 2025.
- Named the Paul Hornung Award National Player of the Week for his two-way performance in Week 1 (at UCLA).
- Preseason Watch Lists: Bednarik Award, Hornung Award.
- Has played in 26 games for Utah (14 GS), now in his third year with the program.
- Started at CB in all three games, as well as twice on offense.
- Rushed for a touchdown at UCLA and caught six passes for 51 yards.
- Added kick return duties the final four games of 2024, running seven kicks back for 187 yards.
- Led the team last season with 9.0 third-down stops and ranked second with eight pass breakups on the season.
- Made 3 pass breakups at Oklahoma State, the most by a Ute

- since 2022. Two PBU were third-down stops.
- First collegiate interception came at Utah State, on a would-be touchdown pass for the Aggies.
 - Played in 11 games as a true freshman in 2023, both on defense and special teams.
 - Four-star recruit out of Skyridge HS, rated the No. 30 defensive back in the country.
 - Was named "Mr. Football", by the Deseret News in 2022.
 - Three-time All-State and All-Region selection.



4

DON SAUNDERS
CB | 6-4, 195 | R-JR.
SAN DIEGO, CALIF. (TEXAS A&M)

Career Highs

Tackles.....*4 (3x), Last at Sacramento State (2023)
TFL.....--
Sacks.....--
Pass Breakups.....*4 vs. UC Davis (2023)

2025 Season Highs

Tackles.....--
TFL.....--
Sacks.....--
Pass Breakups.....--

Saunders Career Defense											
Year	GP	UA	Ast	Tot	TFL	Sacks	Int	PD	FF	FR	Blk
2022*	8	8	1	9	0.0	0.0	2	6	0	0	0
2023*	10	16	1	17	0.0	0.0	3	14	0	0	0
2024**	2	1	1	2	0.0	0.0	0	0	0	0	0
TOTAL	20	25	3	28	0.0	0.0	5	20	0	0	0

Saunders Game-by-Game											
Game	UA	Ast	Tot	TFL	Sacks	Int	PD	FF	FR	Blk	
at UCLA	DNP										
Cal Poly	DNP										
at Wyoming	DNP										
TOTAL	0	0	0	0.0	0.0	0	0	0	0	0	0

- Played the 2024 season at Texas A&M, after spending 2022-23 at Cal Poly.
- Comes to Utah with 20 total games played (2 at Texas A&M; 18 at Cal Poly) with 11 starts as a Mustang.
- Three different four-tackle performances in his career, all while at Cal Poly.
- Three-star recruit out of Cathedral Catholic HS.
- Won the CIF-San Diego Section Open Division championship, as well as a Western League title.
- Also competed in basketball and track & field during high school.
- Held a leadership role in Black Student Union.



9

ELIJAH DAVIS
CB | 6-0, 185 | R-JR.
WINTER HAVEN, FLA. (AUBURNDALE SR. HS)

Career Highs

Tackles.....6 (2x), Last at Wyoming (2025)
TFL.....1.0 vs. Arizona (2024)
Sacks.....--
Pass Breakups.....--

2025 Season Highs

Tackles.....6 at Wyoming
TFL.....--
Sacks.....--
Pass Breakups.....--

Davis Career Defense											
Year	GP	UA	Ast	Tot	TFL	Sacks	Int	PD	FF	FR	Blk
2022	3	0	0	0	0.0	0.0	0	0	0	0	0
2023	12	3	0	3	0.0	0.0	0	0	0	0	0
2024	12	21	8	29	1.0	0.0	2	2	0	0	0
2025	3	9	0	9	0.0	0.0	0	0	0	0	0
TOTAL	30	33	8	41	1.0	0.0	2	2	0	0	0

Davis Game-by-Game											
Game	UA	Ast	Tot	TFL	Sacks	Int	PD	FF	FR	Blk	
at UCLA	0	0	0	0.0	0.0	0	0	0	0	0	0
Cal Poly	3	0	3	0.0	0.0	0	0	0	0	0	0
at Wyoming	6	0	6	0.0	0.0	0	0	0	0	0	0
TOTAL	9	0	9	0.0	0.0	0	0	0	0	0	0

- Has played in 30 games (12 starts) during his four years at Utah.
- Six tackles at Wyoming were double his season total (entered the game with three).
- Three games last season with five-plus stops, including the win at UCF to close out the year.
- Made a fourth-quarter interception at Oklahoma State, setting up a Utah touchdown on the next play to secure the win.
- Had five tackles at Utah State, after entering the game with five total in his career.
- First career interception came in the 2024 opener vs. Southern Utah, after primarily playing on special teams in 2023.
- Was a three-star recruit out of Auburndale Senior HS, earning all-county as a junior.
- Also competed in track & field in high school.
- Nickname is "Scooby" which was given by his grandmother.

DEFENSIVE NOTES

QUICK HITS ON THE CORNERBACKS



16

BLAKE COTTON
CB | 6-2, 195 | SR.
SHERMAN OAKS, CALIF. (UC DAVIS)

Career Highs

Tackles.....*8 vs. Weber State (2022)

TFL.....--

Sacks.....--

Pass Breakups.....*1 (9x), Last at Sacramento State (2024)

2025 Season Highs

Tackles.....3 (2x), Last at Wyoming

TFL.....--

Sacks.....--


Pass Breakups.....--

Cotton Career Defense												
Year	GP	UA	Ast	Tot	TFL	Sacks	Int	PD	FF	FR	Blk	
2022*	9	13	4	17	0.0	0.0	0	6	0	0	0	0
2023*	8	5	2	7	0.0	0.0	0	1	0	0	0	0
2024*	13	19	6	25	0.0	0.0	0	2	0	0	0	0
2025	3	5	2	7	0.0	0.0	0	0	0	0	0	0
TOTAL	33	42	14	56	0.0	0.0	0	9	0	0	0	0

**denotes at UC Davis*

Cotton Game-by-Game												
Game	UA	Ast	Tot	TFL	Sacks	Int	PD	FF	FR	Blk		
at UCLA	2	1	3	0.0	0.0	0	0	0	0	0	0	0
Cal Poly	0	1	1	0.0	0.0	0	0	0	0	0	0	0
at Wyoming	3	0	3	0.0	0.0	0	0	0	0	0	0	0
TOTAL	5	2	7	0.0	0.0	0	0	0	0	0	0	0

- Has played in all three games, both on defense and special teams.
- Played the 2022-24 seasons in the Big Sky at UC Davis, appearing in 30 games there with 10 starts.
- Had six pass breakups as a freshman in 2022, tying for the team lead.
- Part of the 2024 squad that reached the NCAA FCS Quarterfinals.
- Went off for a career-best eight tackles, plus a PBU, his freshman year against Weber State.
- Contributed three or more takedowns in five games during 2024.
- All-Gold Coast League honoree starred at Campbell Hall as a cornerback, wide receiver and punt returner.
- Helped the Vikings go 10-1 his senior year in 2021.
- Also earned Special Teams Player of the Year.



11

ROCK CALDWELL
CB | 6-3, 190 | R-JR.
YPSILANTI, MICH. (GARDEN CITY CC)

Career Highs

Tackles.....**5 at Miami (Fla.) (2023)

TFL.....--

Sacks.....--

Pass Breakups.....1 (2x), Last vs. Cal Poly (2025)

2025 Season Highs

Tackles.....3 vs. Cal Poly

TFL.....--

Sacks.....--


Pass Breakups.....1 vs. Cal Poly

Caldwell Career Defense												
Year	GP	UA	Ast	Tot	TFL	Sacks	Int	PD	FF	FR	Blk	
2022*	1	0	0	0	0.0	0.0	0	0	0	0	0	0
2023**	5	6	0	6	0.0	0.0	0	1	0	0	0	0
2025	2	3	0	3	0.0	0.0	0	1	0	0	0	0
TOTAL	8	9	0	9	0.0	0.0	0	2	0	0	0	0

**denotes at Louisville // **denotes at Miami (Ohio)*

Caldwell Game-by-Game												
Game	UA	Ast	Tot	TFL	Sacks	Int	PD	FF	FR	Blk		
at UCLA	DNP											
Cal Poly	3	0	3	0.0	0.0	0	1	0	0	0	0	0
at Wyoming	0	0	0	0.0	0.0	0	0	0	0	0	0	0
TOTAL	3	0	3	0.0	0.0	0	1	0	0	0	0	0

- Spent the 2024 season at Garden City CC in Kansas, after beginning his college career at Louisville and Miami (Ohio).
- Played in all 11 games last year with Garden City CC, making 32 tackles (2.0 TFL, 1.0 sack) with along with team-bests of seven PBU and six interceptions.
- Four-star recruit played wide receiver at Belleville HS in Michigan.
- Rated the No. 13 player in Michigan for his recruiting class.
- Helped his team to a 13-1 record and state championship as a senior.
- Full name is Jeremiah Caldwell; goes by "Rock".



14

JC HART
CB | 6-2, 202 | R-SO.
LOACHAPOKA, ALA. (AUBURN)

Career Highs

Tackles.....*4 vs. Alabama A&M (2024)

TFL.....--

Sacks.....--

Pass Breakups.....--

2025 Season Highs

Tackles.....1 (2x), Last vs. Cal Poly

TFL.....--

Sacks.....--

Pass Breakups.....--

Hart Career Defense												
Year	GP	UA	Ast	Tot	TFL	Sacks	Int	PD	FF	FR	Blk	
2023*	3	0	0	0	0.0	0.0	0	0	0	0	0	0
2024*	12	3	2	5	0.0	0.0	0	0	0	0	0	0
2025	3	2	0	2	0.0	0.0	0	0	0	0	0	0
TOTAL	18	5	2	7	0.0	0.0	0	0	0	0	0	0

**denotes at Auburn*

Hart Game-by-Game												
Game	UA	Ast	Tot	TFL	Sacks	Int	PD	FF	FR	Blk		
at UCLA	1	0	1	0.0	0.0	0	0	0	0	0	0	0
Cal Poly	1	0	1	0.0	0.0	0	0	0	0	0	0	0
at Wyoming	0	0	0	0.0	0.0	0	0	0	0	0	0	0
TOTAL	2	0	2	0.0	0.0	0	0	0	0	0	0	0

- Contributor both on defense and special teams, appearing in all three games for the Utes this season.
- Began his collegiate career at Auburn, appearing in 15 games over two seasons.
- Earned a spot on the SEC Academic Honor Roll.
- All-State First Team pick was a three-star recruit out of Loachapoka HS.
- Helped Loachapoka and Coach Reco Newton post a 9-2 record and reach the Class 1A playoffs second round.
- Played in the 2022 Alabama-Mississippi All-Star Game.
- Part of a state championship-winning squad in track & field.
- Valedictorian of his high school class.
- Father, Corey Hart, played football at Marshall and Alabama A&M.

DEFENSIVE NOTES

QUICK HITS ON THE SAFETIES



1

RABBIT EVANS
S | 6-1, 205 | SR.
JACKSONVILLE, FLA. (BLINN COLLEGE)

Career Highs

Tackles.....12 vs. Iowa State (2024)
TFL.....2.0 at UCF (2024)
Sacks.....--
Pass Breakups.....1 at Colorado (2024)

2025 Season Highs

Tackles.....--
TFL.....--
Sacks.....--
Pass Breakups.....--

Evans Career Defense												
Year	GP	UA	Ast	Tot	TFL	Sacks	Int	PD	FF	FR	Blk	
2024	11	20	14	34	2.0	0.0	0	1	0	0	0	
2025	1	0	0	0	0.0	0.0	0	0	0	0	0	
TOTAL	12	20	14	34	2.0	0.0	0	1	0	0	0	

Evans Game-by-Game												
Game	UA	Ast	Tot	TFL	Sacks	Int	PD	FF	FR	Blk		
at UCLA	DNP											
Cal Poly	DNP											
at Wyoming	0	0	0	0.0	0.0	0	0	0	0	0	0	
TOTAL	0	0	0	0.0	0.0	0	0	0	0	0	0	

- Played at Wyoming, but exited the game due to injury.
- Second season with the Utes after the three-star recruit appeared in 18 games with Blinn College from 2022-23.
- Two games last season with nine-plus tackles (12 vs. Iowa State, 9 at Arizona State).
- Totaled 4.0 third-down stops on the season.
- Four tackles at Utah State, after entering the game with one stop as a Ute.
- No. 6-ranked JUCO safety was named All-America and All-Conference in 2023.
- All-District selection played at Jersey Village HS in Texas.



5

TAO JOHNSON
S | 6-1, 200 | R-JR.
IDAHO FALLS, IDAHO (THUNDER RIDGE)

Career Highs

Tackles.....9 vs. Arizona (2024)
TFL.....2.0 vs. Baylor (2024)
Sacks.....--
Pass Breakups.....2 at Baylor (2023)

2025 Season Highs

Tackles.....4 at UCLA
TFL.....1.0 vs. Cal Poly
Sacks.....--
Pass Breakups.....--

Johnson Career Defense												
Year	GP	UA	Ast	Tot	TFL	Sacks	Int	PD	FF	FR	Blk	
2022	5	0	0	0	0.0	0.0	0	0	0	0	0	
2023	13	16	17	33	1.5	0.0	0	5	0	1	0	
2024	12	41	29	70	2.0	0.0	1	5	1	0	1	
2025	3	5	3	8	1.0	0.0	0	0	0	0	0	
TOTAL	33	62	49	111	4.5	0.0	1	10	1	1	1	

Johnson Game-by-Game												
Game	UA	Ast	Tot	TFL	Sacks	Int	PD	FF	FR	Blk		
at UCLA	3	1	4	0.0	0.0	0	0	0	0	0	0	
Cal Poly	2	1	3	1.0	0.0	0	0	0	0	0	0	
at Wyoming	0	1	1	0.0	0.0	0	0	0	0	0	0	
TOTAL	5	3	8	1.0	0.0	0	0	0	0	0	0	

- Voted to the team's Leadership Council for 2025.
- Has played in 33 career games at Utah (26 starts), now in his fourth season with the team.
- All 26 of his starts have been at either nickelback or safety, after making the switch from wide receiver in 2022.
- Five-plus tackles in 10 of the final 11 games last year.
- Made 5.5 third-down stops, including 2.0 in the finale at UCF.
- Also played on special teams, returning a blocked field goal 77 yards for a touchdown vs. Baylor.
- Rated the No. 2 prospect in the state of Idaho out of HS.
- Played quarterback in high school.
- Also was a varsity basketball player in high school.



6

NATE RITCHIE
S | 6-2, 207 | JR.
CEDAR HILLS, UTAH (LONE PEAK)

Career Highs

Tackles.....9 vs. Baylor (2024)
TFL.....1.0 (7x), Last vs. Cal Poly (2025)
Sacks.....1.0 (2x), Last vs. California (2023)
Pass Breakups.....1 vs. Washington St. (2020)

2025 Season Highs

Tackles.....5 (2x), Last at Wyoming
TFL.....1.0 vs. Cal Poly
Sacks.....--
Pass Breakups.....--

Ritchie Career Defense												
Year	GP	UA	Ast	Tot	TFL	Sacks	Int	PD	FF	FR	Blk	
2020	5	18	10	28	3.5	1.0	0	1	0	1	0	
2023	13	11	11	22	1.5	1.0	0	0	0	0	0	
2024	11	12	7	19	2.0	0.0	0	0	0	0	0	
2025	3	6	6	12	1.0	0.0	0	0	0	0	0	
TOTAL	32	47	34	81	8.0	2.0	0	1	0	1	0	

Ritchie Game-by-Game												
Game	UA	Ast	Tot	TFL	Sacks	Int	PD	FF	FR	Blk		
at UCLA	2	3	5	0.0	0.0	0	0	0	0	0	0	
Cal Poly	1	1	2	1.0	0.0	0	0	0	0	0	0	
at Wyoming	3	2	5	0.0	0.0	0	0	0	0	0	0	
TOTAL	6	6	12	1.0	0.0	0	0	0	0	0	0	

- Voted to the team's Leadership Council for 2025.
- Twelve tackles ties him for most in the secondary.
- Has played in 32 career games with the Utes (12 starts) both on defense and special teams.
- Started all five games in 2020 and led the secondary with 28 total tackles, before serving a two-year church mission in New Hampshire.
- His nine tackles vs. Baylor last season included 1.5 third-down stops.
- Three-star recruit out of HS, rated the No. 4 recruit in the state of Utah.
- Played on offense, defense and special teams in HS as a two-time all-state selection.
- Had 51 tackles and eight interceptions as a high school senior, also going 44-of-47 on PATs and 11-of-16 on field goals (career-long 51-yarder) along with 15 carries for 82 yards (4 TDs), three catches for 44 yards (1 TD) and 75 kick return yards.
- Father played football at BYU.

DEFENSIVE NOTES

QUICK HITS ON THE SAFETIES



21

NATE TILMON
S | 6-1, 196 | FR.
ARLINGTON, TX (MANSFIELD TIMBERVIEW)

Career Highs										
Tackles	--									
TFL	--									
Sacks	--									
Pass Breakups.....	--									
2025 Season Highs										
Tackles	--									
TFL	--									
Sacks	--									
Pass Breakups.....	--									

Tilmon Career Defense										
Year	GP	UA	Ast	Tot	TFL	Sacks	Int	PD	FF	FR Blk
2025	3	0	0	0	0.0	0.0	0	0	0	0
TOTAL	3	0	0	0	0.0	0.0	0	0	0	0

Tilmon Game-by-Game										
Game	UA	Ast	Tot	TFL	Sacks	Int	PD	FF	FR	Blk
at UCLA	0	0	0	0.0	0.0	0	0	0	0	0
Cal Poly	0	0	0	0.0	0.0	0	0	0	0	0
at Wyoming	0	0	0	0.0	0.0	0	0	0	0	0
TOTAL	0	0	0	0.0	0.0	0	0	0	0	0

- Four-star recruit out of Mansfield Timberview HS.
- Finished his senior year with 53 tackles, 7 TFLs, 2 PBU's, 2 FR and 1 INT.
- Recorded 34 tackles, six pass breakups and a fumble recovery his junior year.
- Had 44 stops (3.0 TFL) as a sophomore, adding an interception and a fumble recovery.
- Also competed in track and field, running a 10.71 in the 100 meters.



23


JACKSON BENNEE
S | 6-2, 190 | SO.
HOLLADAY, UTAH (OLYMPUS HS)

Career Highs	
Tackles.....	5 (2x), Last vs. Cal Poly (2025)
TFL.....	--
Sacks.....	--
Pass Breakups.....	3 vs. Cal Poly (2025)
2025 Season Highs	
Tackles.....	5 (2x), Last vs. Cal Poly
TFL.....	--
Sacks.....	--
Pass Breakups.....	3 vs. Cal Poly

Bennee Career Defense										
Year	GP	UA	Ast	Tot	TFL	Sacks	Int	PD	FF	FR Blk
2024	12	2	4	6	0.0	0.0	0	0	0	1
2025	3	7	5	12	0.0	0.0	2	5	0	0
TOTAL	15	9	9	18	0.0	0.0	2	5	0	1

Bennee Game-by-Game										
Game	UA	Ast	Tot	TFL	Sacks	Int	PD	FF	FR	Blk
at UCLA	1	4	5	0.0	0.0	0	0	0	0	0
Cal Poly	4	1	5	0.0	0.0	1	4	0	0	0
at Wyoming	2	0	2	0.0	0.0	1	1	0	0	0
TOTAL	7	5	12	0.0	0.0	2	5	0	0	0

- Made an interception in each of the last two games (pick-six vs. Cal Poly), combining for 103 return yards.
- Tied for the Big 12 lead and second in FBS with 5 passes defended (2 INT, 3 PBU).
- Has already doubled his tackle total from last season (6).
- Three pass breakups vs. Cal Poly was one short of tying the Utah single-game record.
- Played in all 12 games last season, primarily on special teams.
- Made his first career punt block last season vs. Iowa State, being credited with the return (24 yards) after the ball was recovered in the end zone for a touchdown.
- Four-sport standout at Olympus HS was named first-team All-State in football.
- Recorded 10 tackles and three interceptions as a senior, adding a fumble recovery.
- Played both ways his senior year, making 15 catches for 247 yards and a touchdown.
- Several family members are former Utah student-athletes, including his brother, Noah, who played football from 2021-23.



25

MANNY FULLER
S | 6-0, 190 | FR.
EL PASO, TEXAS (DEL VALLE HS)

Career Highs										
Tackles	--								
TFL	--								
Sacks	--								
Pass Breakups	--								
2025 Season Highs										
Tackles	--								
TFL	--								
Sacks	--								
Pass Breakups	--								

Fuller Career Defense										
Year	GP	UA	Ast	Tot	TFL	Sacks	Int	PD	FF	FR Blk
2025	1	0	0	0	0.0	0.0	0	0	0	0
TOTAL	1	0	0	0	0.0	0.0	0	0	0	0

Fuller Game-by-Game										
Game	UA	Ast	Tot	TFL	Sacks	Int	PD	FF	FR	Blk
at UCLA	DNP									
Cal Poly	0	0	0	0.0	0.0	0	0	0	0	0
at Wyoming	DNP									
TOTAL	0	0	0	0.0	0.0	0	0	0	0	0

- Three-star recruit played both ways while at Del Valle HS.
- Named 5A Division I Offensive Newcomer of the Year in 2022.
- Earned 5A Division I All-District in 2023.
- Recorded 58 carries for 408 yards (6 TD) as a senior, also contributing 31 tackles (2.0 TFL) and an interception his senior season.
- Had 713 rushing yards (10 TD) with 20 tackles (2.0 TFL), two interceptions and three pass breakups his junior season.
- Rushed for 435 yards and eight touchdowns in 2022, adding 17 tackles and an interception.
- Ran for 331 yards and five TDs in a win over EP Chapin in Sept. of 2023.
- Also competed in track and field.

SPECIAL TEAMS NOTES

NEW FACES, SAME PRODUCTION

The Utes and Special Teams Coordinator Sharrieff Shah have a new-look group in 2025 following the departure of kicker Cole Becker, punter Jack Bouwmeester and long snapper JT Greep. The Utes brought in freshman Dillon Curtis and sophomore transfer Robert Petrich to join sophomore Joey Cheek as placekickers, while Orion Phillips comes to Utah after one season at Missouri and will look to continue the Utes' strong lineage of punters. After appearing in one game a season ago, junior Logan Castor will look to man the long snapping duties.

- Curtis was a perfect 9-for-9 on PATs against Cal Poly, which tied for the third-most in a single game in program history and the most since 2022.
- Curtis made an immediate impression in his first collegiate game, connecting from 54 yards on his first field goal try, the longest in program history by a freshman.
- The Murray native finished his first outing with a team-high seven total points and ranks second on the team with 23 points through the first three contests.
- The freshman has 19 touchbacks on 23 kickoffs through three games this season, averaging 63.4 yards per kick.
- Phillips has punted just five times in his first three games in Utah, averaging 42.6 yards per boot.
- He has pinned opponents inside the 10-yard line twice, once against UCLA and once against Cal Poly.
- Phillips has yet to allow a return on any of his punts.
- Logan Castor has provided the Utes with 28 total snaps this season after providing two in his three prior collegiate seasons.
- He snapped for Curtis' nine PATs and Phillips' three punts against Cal Poly.
- Rayshawn Glover rattled off a 51-yard punt return against Cal Poly, the longest return of his career and longest by a Ute since Britain Covey broke off a 78-yard return against Oregon in 2021.
- Glover's 58 total punt return yards against the Mustangs were also the most by a Ute in a single game since Covey against the Ducks in 2021.
- Smith Snowden started returning kicks in the BYU game last year, fielding three for 81 yards against the Cougars. He served as the primary return man for the final three games, and finished the season with the team lead in return yards (187). Snowden resumed his handling of this responsibility in 2025.
- Snowden tied for 14th nationally and ranked third in the Big 12 in kick return yards during the last four weeks of the season.

THE STANDARD IS THE STANDARD

Special teams have long been a focal point within the Utah program. From national award winners to record-setting performances, the Utes' prowess in the third phase of the game has been a defining trait of the Kyle Whittingham era.

- No school has won the Ray Guy Award, given annually to the nation's mobest collegiate punter, more than Utah. Utah is the only program to win the award three times, while Baylor, Georgia Tech and Louisiana Tech have each had two winners.
- Two Utes have taken home the award - Tom Hackett won in both

2014 and 2015 and Mitch Wishnowsky followed him by lifting the trophy in 2016. Hackett is one of only three punters to claim the accolade multiple times.

- No school has won the Ray Guy Award, given annually to the nation's mobest collegiate punter, more than Utah. Utah is the only program to win the award three times, while Baylor, Georgia Tech and Louisiana Tech have each had two winners.
- Two Utes have taken home the award - Tom Hackett won in both 2014 and 2015 and Mitch Wishnowsky followed him by lifting the trophy in 2016. Hackett is one of only three punters to claim the accolade multiple times.
- Utah is one of only two programs, alongside Iowa, to have produced both a Lou Groza and Ray Guy Award winner after Matt Gay was selected as the nation's best kicker in 2017.



17 DILLON CURTIS

K | 6-2, 190 | FR.
MURRAY, UTAH (MURRAY HS)

Career Highs

FG Made.....1 (2x), Last at Wyoming (2025)
Long FG.....54 at UCLA (2025)
PAT Made.....9 vs. Cal Poly (2025)
Kickoffs.....10 vs. Cal Poly (2025)

2025 Season Highs

FG Made.....1 (2x), Last at Wyoming
Long FG.....54 at UCLA
PAT Made.....9 vs. Cal Poly
Kickoffs.....10 vs. Cal Poly

Curtis Career Kickoffs

Year	GP	Att	Yds	Avg.	TB	OB
2025	3	23	1459	63.4	19	0
TOTAL	3	23	1459	63.4	19	0

Curtis Career Field Goals/PAT

Year	GP	FGM	FGA	Long	PATM	PATA	Pts
2025	3	2	5	54	17	18	23
TOTAL	3	2	5	54	17	18	23

Curtis Game-by-Game

Game	FGM	FGA	Long	PATM	KO	Avg.	TB
at UCLA	1	1	54	4	7	63.9	5
Cal Poly	0	0	--	9	10	62.2	8
at Wyo	1	4	43	4	6	65.0	6
TOTAL	2	5	54	17	23	63.4	19

- Nailed his first collegiate field goal try from 54 yards in Utah's season opening win at UCLA, the longest in program history for a freshman.
- His nine PATs tied for the third-most in a game in program history.
- Second on the team with 23 points.
- All six of his kickoffs against Wyoming resulted in touchbacks.
- Rated a six-star kicker and a five-star punter by Chris Sailer

Kicking out of Murray HS.

- Invited to the 2025 Navy All-American Bowl.
- Two-time all-region and all-state first-team selection.
- Two-time Region Special Teams MVP.
- Holds the Utah state records for longest field goal (63) and most field goals made in a season (21).
- Set another state record with six field goals in a game against Payson in 2024.
- Was 39-of-39 on PATs and 21-of-27 on field goals as a senior, knocking in a career-long 63-yarder in 2024.
- Averaged 59.1 yards per kickoff his senior season.



92 ORION PHILLIPS

P | 6-3, 180 | So.
SANDRINGHAM, AUSTRALIA (MISSOURI)

Career Highs

Punts.....*10 at Louisville (2023)
Average.....*49.3 at Missouri State (2023)
Long Punt.....*71 at Missouri State (2023)

2025 Season Highs

Punts.....3 vs. Cal Poly
Average.....44.0 at Wyoming
Long Punt.....47 vs. Cal Poly

Phillips Career Punting

Year	GP	Att	Yds	Long	Avg	TB	FC	i20	50+
2023*	11	54	2328	71	43.1	3	15	17	11
2025	3	5	213	47	42.6	0	3	2	0
TOTAL	14	59	2541	71	43.1	3	18	19	11

*denotes at Murray State

Phillips Game-by-Game

Game No.	Yds	Avg	Long	TB	FC	i20	50+
at UCLA	1	42	42.0	42	0	1	0
Cal Poly	3	127	42.3	47	0	1	0
at Wyo	1	44	44.0	44	0	0	0
Total	5	213	42.6	47	0	2	0

- On his only punt of the night against UCLA, pinned the Bruins at the six-yard line.
- Spent 2024 at Missouri and the 2023 season at Murray State
- Did not see action in 2024 at Missouri.
- In 11 career games, punted 54 times for 2,328 yards (43.1) with 17 boots downed inside the opponent 20-yard line against three touchbacks.
- Punted a career-best 10 times for 437 yards (43.70) against Louisville in 2023.
- Secured 11 punts of 50+ yards, including a season-long of 71 yards against Missouri State in 2023, which marked the second-longest punt in the history of the MVFC.

LAST TIME...

Scored 40-plus points

Utah: Sept. 6, 2025 vs. Cal Poly (W, 63-9)
Opp: Nov. 16, 2024 at Colorado (L, 49-24)

Scored 50-plus points

Utah: Sept. 6, 2025 vs. Cal Poly (W, 63-9)
Opp: Nov. 8, 2014 vs. Oregon (L, 51-27)

Scored 60-plus points

Utah: Sept. 6, 2025 vs. Cal Poly (W, 63-9)
Opp: Nov. 3, 1990 at San Diego State (L, 66-14)

Scored 70-plus points

Utah: Sept. 10, 2022 vs. Southern Utah (W, 73-7)
Opp: Nov. 18, 1989 at BYU (L, 70-31)

Rushed for 200-plus yards

Utah: Sept. 13, 2025 at Wyoming (311 yds)
Opp: Oct. 26, 2024 at Houston (228 yds)

Rushed for 300-plus yards

Utah: Sept. 13, 2025 at Wyoming (311 yds)
Opp: Oct. 28, 2017 at Oregon (347 yds)

Rushed for 400 yards

Utah: Nov. 5, 2021 at Stanford (441 yds)
Opp: Oct. 25, 2003 vs. New Mexico (407 yards)

Rushed for 500 yards

Utah: Never
Opp: Not since at least 1996

Rushed for less than 100 yards

Utah: Nov. 29, 2024 at UCF (85 yds)
Opp: Sept. 6, 2025 vs. Cal Poly (65 yds)

Rushed for 4 TDs

Utah: Sept. 6, 2025 vs. Cal Poly (5)
Opp: Sept. 3, 2022 at Florida

Rushed for 5 TDs

Utah: Sept. 6, 2025 vs. Cal Poly
Opp: Nov. 14, 2009 at TCU

Rushed for 6 TDs

Utah: Nov. 5, 2021 at Stanford
Opp: Not since at least 1996

Passed for 300 yards

Utah: Aug. 29, 2024 vs. Southern Utah (328 yds)
Opp: Nov. 16, 2024 at Colorado (340 yds)

Passed for 400 yards

Utah: Oct. 15, 2022 vs. USC (424 yds)
Opp: Oct. 9, 2021 at USC (401 yds)

Passed for 500 yards

Utah: Sept. 10, 1988 vs. Idaho State (520 yds)
Opp: Jan. 1, 2022 vs. Ohio State (573 yds)

Passed for less than 100 yards

Utah: Dec. 23, 2023 vs. Northwestern (73 yds)
Opp: Oct. 26, 2024 at Houston (61 yds)

Passed for 4 TDs

Utah: Nov. 4, 2023 vs. Arizona State
Opp: Nov. 18, 2023 at Arizona

Passed for 5 TDs

Utah: Sept. 26, 2015 at Oregon
Opp: Oct. 15, 2022 vs. USC

Passed for 6 TDs

Utah: Aug. 29, 2024 vs. Southern Utah
Opp: Jan. 1, 2022 vs. Ohio State

Gained 400 yards total offense

Utah: Sept. 13, 2025 at Wyoming (541)
Opp: Nov. 23, 2024 vs. Iowa State (405 yds)

Gained 500 yards total offense

Utah: Sept. 13, 2025 at Wyoming (541)
Opp: Oct. 15, 2022 vs. USC (556 yds)

Gained 600 yards total offense

Utah: Nov. 26, 2022 at Colorado (662 yds)
Opp: Jan. 1, 2022 vs. Ohio State (683 yds)

Held under 100 total yards

Utah: Not since at least 1996
Opp: Nov. 4, 2023 vs. Arizona State (83 yds)

Held under 200 total yards

Utah: Sept. 29, 2023 at Oregon State (198 yds)
Opp: Aug. 29, 2024 vs. Southern Utah (150 yds)

Utah Shut Out an Opponent

Aug. 29, 2024 vs. Southern Utah (W, 49-0)

Utah Was Shut Out

Sept. 22, 2007 vs. UNLV (L, 27-0)

Utah Held an Opponent Without an Offensive TD

Sept. 6, 2025 vs. Cal Poly (W, 63-9)

Utah was held without a touchdown

Oct. 28, 2023 vs. Oregon (L, 35-6)

Utah played an overtime game

Sept. 18, 2021 at San Diego State (3 OT | L, 33-31)

Utah won an overtime game

Nov. 15, 2014 at Stanford (2 OT | W, 20-17)

Utah lost an overtime game

Sept. 18, 2021 at San Diego State (3OT | L, 33-31)

An interception was returned for a TD

Utah: Sept. 6, 2025 vs. Cal Poly (J. Bennee, 46 yds)
Opp: Oct. 21, 2023 at USC (C. Bullock, 30 yds)

A kickoff was returned for a TD

Utah: Jan. 1, 2022 vs. Ohio State (Britain Covey, 97 yds)
Opp: Nov. 9, 2024 vs. BYU (K. Marion, 96 yds)

A punt was returned for a TD

Utah: Nov. 20, 2021 vs. Oregon (Britain Covey, 78 yds)
Opp: Nov. 16, 2024 at Colorado (LaJohntay Wester, 76 yds)

A fumble was returned for a TD

Utah: Nov. 19, 2022 at Oregon (Karene Reid, 11 yds)
Opp: Dec. 31, 2018 vs. Northwestern (Jared McGee, 82 yds)

A blocked field goal was returned for a TD

Utah: Sept. 7, 2024 vs. Baylor (Tao Johnson, 77 yds)
Opp: Sept. 10, 2011 at USC (Torin Harris, 68 yds)

Blocked a punt

Utah: Nov. 23, 2024 vs. Iowa State (Jackson Bennee)
Opp: Oct. 19, 2024 vs. TCU (Shad Banks Jr.)

A blocked punt was returned for a TD

Utah: Nov. 23, 2024 vs. Iowa State (David Washington)
Opp: Nov. 18, 2023 at Arizona (Anthony Ward, 2 yds)

A safety was scored

Utah: Oct. 30, 2021 vs. UCLA
Opp: Nov. 11, 2023 at Washington

A successful on-side kick

Utah: Nov. 18, 2017 at Washington (Mitch Wishnowsky)
Opp: Dec. 5, 2020 vs. Oregon State (Caleb Lightbourn)

LAST TIME...

Rushed 30 times

Zack Moss at Washington State, Sept. 29, 2018 (30 att)

Rushed 40 times

John White vs. Washington State, Nov. 19, 2011 (42 att)

Rushed for 100 yards

Micah Bernard at Arizona State, Oct. 11, 2024 (129 yds)

Quarterback rushed for 100 yards

Travis Wilson at Oregon, Sept. 26, 2015 (100 yds)

Rushed for 200 yards

Zack Moss at Arizona, Nov. 23, 2019 (203 yds)

Rushed for 300 yards

Joe Williams at UCLA, Oct. 22, 2016 (332 yds)

Two 100-yard rushers

Nov. 26, 2021 vs. Colorado
(Tavion Thomas, 142 yds; TJ Pledger, 103 yds)

Three 100-yard rushers

Nov. 5, 2021 at Stanford
(Tavion Thomas, 177 yds; Micah Bernard, 110 yds, TJ Pledger, 107 yds)

Had a 70-plus-yard run from scrimmage

Sione Vaki vs. California, Oct. 14, 2023 (72 yds)

Had an 80-plus-yard run from scrimmage

Zack Moss vs. Weber State, Aug. 30, 2018 (86 yds)

Had a 90-plus-yard run from scrimmage

TJ Pledger at Stanford, Nov. 5, 2021 (96 yds)

Rushed for three-plus touchdowns

Ja'Quinden Jackson at Colorado, Nov. 26, 2022 (3 TD)

Rushed for four-plus touchdowns

Tavion Thomas at Stanford, Nov. 5, 2021 (4 TD)

Passed for 300-plus yards

Bryson Barnes at Arizona, Nov. 18, 2023 (320 yds)

Passed for 400-plus yards

Cameron Rising vs. USC, Oct. 15, 2022 (415 yds)

Passed for 500-plus yards

Scott Mitchell vs. Air Force, Oct. 15, 1988 (620 yds)

Passed for 600-plus yards

Scott Mitchell vs. Air Force, Oct. 15, 1988 (620 yds)

Threw three-plus touchdown passes

Devon Dampier vs. Cal Poly, Sept. 6, 2025 (3 TD)

Threw four-plus touchdown passes

Bryson Barnes vs. Arizona State, Nov. 4, 2023 (4 TD)

Threw five-plus touchdown passes

Cameron Rising vs. Southern Utah, Aug. 29, 2024 (5 TD)

Threw six touchdown passes

Scott Mitchell at UTEP, Oct. 7, 1989

Non-quarterback touchdown pass

Britain Covey at UCLA, Oct. 26, 2018 (7 yds to Cole Fotheringham)

Caught 10-plus passes

Ryan Davis at Wyoming, Sept. 13, 2025 (10)

Had 100 yards receiving

Brant Kuithe at Houston, Oct. 26, 2024 (113 yards)

Two 100-yard receivers

Nov. 8, 2014 vs. Oregon
(Kaelin Clay, 152 yards; Devontae Booker, 110 yards)

Had 150 yards receiving

Dorian Singer (WR) vs. Arizona, Sept. 28, 2025 (155 yards)

Had 200 yards receiving

Dalton Kincaid (TE) vs. USC, Oct. 15, 2022 (234 yards)

Had a 70-plus-yard pass completion

Isaac Wilson at Houston, Oct. 26, 2024
(71 yds to Brant Kuithe)

Had an 80-plus-yard pass completion

Jake Bentley vs. Washington State, Dec. 19, 2020
(91 yds to Britain Covey)

Had a 90-plus-yard pass completion

Jake Bentley vs. Washington State, Dec. 19, 2020
(91 yds to Britain Covey)

Caught two touchdown passes

Dijon Stanley (RB) vs. Southern Utah, Aug. 29, 2024

Caught three touchdown passes

Brant Kuithe (TE) vs. Southern Utah, Aug. 29, 2024

Caught four touchdown passes

Travis LaTendresse vs. Georgia Tech, Dec. 29, 2005*

100-yard rusher and 100-yard receiver

at USC, Oct. 21, 2023
(Ja'Quinden Jackson, 117 rush; Sione Vaki, 149 rec.)

Had 10+ tackles

Karene Reid at UCF, Nov. 29, 2024 (10)

Had 20+ tackles

Cody Barton vs. Oregon, Nov. 19, 2016 (20)

Had multiple interceptions

Clark Phillips III vs. Oregon State, Oct. 1, 2022 (3)

Had at least 2.0 sacks

John Henry Daley at Wyoming, Sept. 13, 2025 (2.0)

Blocked a field goal

Tao Johnson vs. TCU, Oct. 19, 2024

Made 3+ field goals

Cole Becker at Colorado, Nov. 16, 2024 (3 FGs)

Made a 50-yard field goal

Dillon Curtis at UCLA, Aug. 30, 2023 (54 yds)

Converted a two-point conversion

Micah Bernard at UCF, Nov. 29, 2024

2025 GAME-BY-GAME STARTERS

OFFENSE	LT	LG	C	RG	RT	QB	RB	WR	WR	WR/TE/RB	TE
at UCLA	Lomu	Togjai	Kump	Mokofisi	S. Fano	Dampier	Parker	R. Davis	Simmons	Snowden (WR)	Bentley
Cal Poly	Lomu	Togjai	Harrison	Mokofisi	S. Fano	Dampier	Snowden	R. Davis	Bennee	Andrews (TE)	Barton
at Wyoming	Lomu	Togjai	Kump	Mokofisi	S. Fano	Dampier	Rogers	R. Davis	Johnson	Buchanan (TE)	Bentley
Texas Tech											
at West Virginia											
Arizona State											
at BYU											
Colorado											
Cincinnati											
at Baylor											
Kansas State											
at Kansas											

DEFENSE	DE	DT	DT	DE	LB	LB	NB/LB/S	LC	RC	S	S
at UCLA	L. Fano	Vakalahi	Lea'ea	Daley	Hall	Reynolds	Barton	Snowden	E. Davis	Ritchie	Johnson
Cal Poly	Dillon	Vimahi	Lea'ea	Daley	Hall	Barton	Bennee	Snowden	E. Davis	Ritchie	Johnson
at Wyoming	L. Fano	Vimahi	Lea'ea	Daley	Hall	Barton	Reynolds	Snowden	E. Davis	Ritchie	Johnson
Texas Tech											
at West Virginia											
Arizona State											
at BYU											
Colorado											
Cincinnati											
at Baylor											
Kansas State											
at Kansas											

2025 SEASON RESULTS (3-0, 0-0 BIG 12)

Date	Opponent	Location	Attendance	Result
Saturday, Aug. 30	at UCLA	Pasadena, Calif.	35,032	W, 43-10
Saturday, Sept. 6	Cal Poly	Salt Lake City, Utah	51,463	W, 63-9
Saturday, Sept. 13	at Wyoming	Laramie, Wyo.	23,500	W, 31-6
Saturday, Sept. 20	Texas Tech	Salt Lake City, Utah		
Saturday, Sept. 27	at West Virginia	Morgantown, W. Va.		
Saturday, Oct. 11	Arizona State	Salt Lake City, Utah		
Saturday, Oct. 18	at BYU	Provo, Utah		
Saturday, Oct. 25	Colorado	Salt Lake City, Utah		
Saturday, Nov. 1	Cincinnati	Salt Lake City, Utah		
Saturday, Nov. 15	at Baylor	Waco, Texas		
Saturday, Nov. 22	Kansas State	Salt Lake City, Utah		
Friday, Nov. 28	at Kansas	Lawrence, Kan.		

2025 GAME PARTICIPATION

##	Player	GP-GS	UCLA	CPO	UW
0	Logan Fano	2/2	START	...	START
0	Raycine Guillory	1/0	...	XXX	...
1	Rabbit Evans	1/0	XXX
1	Wayshawn Parker	3/1	START	XXX	XXX
2	Smith Snowden	3/3	START	START	START
3	Levani Damuni	3/0	XXX	XXX	XXX
3	Nate Johnson	3/1	XXX	XXX	START
4	Don Saunders	0/0
4	Devon Dampier	3/3	START	START	START
5	Tao Johnson	3/3	START	START	START
6	Nate Ritchie	3/3	START	START	START
6	Daidren Zipperer	0/0
7	Johnathan Hall	3/3	START	START	START
8	Lander Barton	3/3	START	START	START
9	Ryan Davis	3/3	START	START	START
9	Elijah Davis	3/3	START	START	START
10	Hunter Andrews	3/1	XXX	START	XXX
11	Rock Caldwell	1/0	...	XXX	...
11	Isaac Wilson	0/0
12	Larry Simmons	3/1	START	XXX	XXX
12	Jaylen Moson	1/0	XXX
13	Daniel Bray	0/0
14	JC Hart	3/0	XXX	XXX	XXX
14	Brendan Zurbrugg	0/0
15	Lance Holtzclaw	3/0	XXX	XXX	XXX
15	Byrd Ficklin	2/0	XXX	XXX	...
16	Blake Cotton	3/0	XXX	XXX	XXX
16	Drew Cowart	0/0
16	Cole Standage	0/0
17	Rayshawn Glover	3/0	XXX	XXX	XXX
17	Dillon Curtis	3/0	XXX	XXX	XXX
18	Tobias Merriweather	3/0	XXX	XXX	XXX
19	Luca Caldarella	3/0	XXX	XXX	XXX
20	Mateaki Helu	3/0	XXX	XXX	XXX
21	NaQuari Rogers	3/1	XXX	XXX	START
21	Nate Tilmon	3/0	XXX	XXX	XXX
23	Jackson Bennee	3/1	XXX	START	XXX
24	Moroni Anae	3/0	XXX	XXX	XXX
24	Diezel Kamoku	0/0
25	Bryce Duke	3/0	XXX	XXX	XXX
25	Manny Fuller	1/0	...	XXX	...
26	Isaiah Brown	0/0
27	Devin Green	0/0
27	Tommy Nelson	0/0
28	Anthony Hernandez	0/0
28	Mana Carvalho	0/0
29	LaTristan Thompson	3/0	XXX	XXX	XXX
30	Kaden Kelley	0/0
30	Jason Stokes Jr.	3/0	XXX	XXX	XXX
31	Matt Clark	1/0	...	XXX	...
31	Jack Evans	0/0
32	Omar Shah	3/0	XXX	XXX	XXX
32	Josh Sovereign	0/0
33	Kana'i Lopes	3/0	XXX	XXX	XXX
34	Ashton Olevao	0/0
35	Frankie Goodson	0/0
35	Cyrus Polu	3/0	XXX	XXX	XXX
36	Brock Fonoimoana	2/0	...	XXX	XXX
37	Trey Reynolds	3/2	START	XXX	START
37	Peyton Rice	0/0

##	Player	GP-GS	UCLA	CPO	UW
38	Junior Coughlin	0/0
39	Bryan Spotwood	0/0
40	Paul Fitzgerald	3/0	XXX	XXX	XXX
41	Ryker Kemp	0/0
42	Christian Thatcher	1/0	XXX
43	Grady Mareko	0/0
44	Logan Castor	3/0	XXX	XXX	XXX
44	Sione Motuapuaka	1/0	...	XXX	...
45	Pupu Sepulona	3/0	XXX	XXX	XXX
46	Robert Petrich	0/0
47	Charlie King	0/0
48	Alex Cloward	0/0
49	Mike Tauteoli	0/0
51	Kamilo Raass	0/0
51	Karson Kaufusi	3/0	XXX	XXX	XXX
52	Michael Mokofisi	3/3	START	START	START
55	Spencer Fano	3/3	START	START	START
58	Kalolo Ta'aga	1/0	...	XXX	...
62	Solatoa Moea'i	3/0	XXX	XXX	XXX
64	Reece Parmenter	3/0	XXX	XXX	XXX
66	Brennan Molina	0/0
67	Soren Shinofield	0/0
68	Jaren Kump	2/2	START	...	START
71	Caleb Lomu	3/3	START	START	START
72	Isaiah Garcia	0/0
73	Tanoa Togiai	3/3	START	START	START
74	Keith Olson	3/0	XXX	XXX	XXX
75	Roger Alderman	2/0	XXX	XXX	...
76	Zereoue Williams	3/0	XXX	XXX	XXX
77	Nick Hallock	0/0
78	Taniela Pepa	0/0
79	Alex Harrison	2/1	XXX	START	...
80	Creed Whittemore	1/0	XXX
80	Bryson Baker	0/0
81	JJ Buchanan	3/1	XXX	XXX	START
82	Justin Stevenson	2/0	XXX	XXX	...
83	Elijah Elliss	3/0	XXX	XXX	XXX
83	Daylin Caamano	0/0
84	Drew Clemens	0/0
85	Broderick Redden	0/0
86	Jackson Bolender	0/0
87	Mitch Nielsen	0/0
88	Dallen Bentley	3/2	START	XXX	START
89	Otto Tia	3/0	XXX	XXX	XXX
90	John Henry Daley	3/3	START	START	START
91	Jonah Lea'ea	3/3	START	START	START
92	Orion Phillips	3/0	XXX	XXX	XXX
92	John Frank Jr.	0/0
93	Kash Dillon	3/1	XXX	START	XXX
94	Jaxson Jones	0/0
95	Aliki Vimahi	3/2	XXX	START	START
96	Dilan Battle	0/0
97	Joey Cheek	0/0
98	Dallas Vakalahi	1/1	START
99	Semi Taulanga	2/0	...	XXX	XXX

2025 SEASON STATISTICS

	UTAH	OPP
Scoring	137	25
Points per game	45.7	8.3
Points Off Turnovers	28	0
First Downs	85	41
Rushing	52	18
Passing	30	18
Penalty	3	5
Rushing Yardage	870	270
Yards gained rushing	889	349
Yards lost rushing	19	79
Rushing attempts	145	90
Average per rush	6.0	3.0
Average per game	290.0	90.0
TDs Rushing	11	1
Passing Yardage	681	402
Comp-Att-Int	69-94-0	38-75-4
Average per pass	7.2	5.4
Average per catch	9.9	10.6
Average per game	227.0	134.0
TDs Passing	7	1
Total offense	1551	672
Total plays	239	165
Average per play	6.5	4.1
Average per game	517.0	224.0
Kick returns: #-Yards	3-32	4-71
Punt returns: #-Yards	4-86	1--2
Int returns: #-Yards	4-127	0-0
Kick return average	10.7	17.8
Punt return average	21.5	-2.0
Int return average	31.8	0.0
Fumbles-Lost	3-1	2-1
Penalties-Yards	20-180	12-95
Average per game	60.0	31.7
Punts-Yards	5-213	16-704
Average per punt	42.6	44.0
Net punt average	43.0	38.0
Kickoffs-Yards	23-1459	9-573
Average per kick	63.4	63.7
Net kick average	39.7	42.7
Time of possession / game	34:44	25:16
3rd-down conversion	32/45	8/36
3rd-down pct	71%	22%
4th-down conversion	3/3	5/7
4th-down pct	100%	71%
Sacks by-Yards	9-69	2-5
Misc Yards	0	0
Touchdowns scored	19	2
Field goals - attempts	2-5	4-4
On-Side kicks	0-0	0-0
Red-zone scores	(15-16) 94%	(3-3) 100%

2025 TEAM GAME-BY-GAME

DateOpponent		Rushing				Receiving				Passing				Kick Returns				Punt Returns				tot			
		no.	yds	td	lg	no.	yds	td	lg	cmp	att	int	yds	td	lg	no.	yds	td	lg	no.	yds	td	lg	off	
08/30/2025	at UCLA	54	286	4	25	21	206	2	36	21-26-0				206	2	36	2	19	0	15	0	0	0	0	492
09/06/2025	Cal Poly	46	273	5	43	21	245	3	52	21-27-0				245	3	52	0	0	0	0	2	58	0	51	518
09/13/2025	at Wyoming	45	311	2	23	27	230	2	24	27-41-0				230	2	24	1	13	0	13	2	28	0	24	541
Utah		145	870	11	43	69	681	7	52	69-94-0				681	7	52	3	32	0	15	4	86	0	51	1551
Opponents		90	270	1	28	38	402	1	42	38-75-4				402	1	42	4	71	0	19	1	-2	0	0	672

Utah Averages

Games	Avg/ rush	Avg/ catch	Pass effic	KR avg	PR avg	All purpose avg/game	Total offense avg/game
3	6.0	9.9	158.8	10.7	21.5	598.7	517.0

Date	Opponent	Tackles				Sacks	Fumble		Pass Defense			blkd kick	PAT attempts			off		
		ua	a	total	tfl-yds		ff	fr-yds	int-yds	qbh	brup		kick	rush	rcv	saf	t/o	pts
08/30/2025	at UCLA	28	24	52	5.0-29	4-28	0	0-0	1-20	0	1	0	4-5	0	0	0	7	43
09/06/2025	Cal Poly	34	24	58	9.0-27	3-19	0	0-0	2-50	0	5	0	9-9	0	0	0	14	63
09/13/2025	at Wyoming	35	12	47	2.0-22	2-22	1	1-0	1-57	1	2	0	4-4	0	0	0	7	31
Utah		97	60	157	16.0-78	9-69	1	1-0	4-127	1	8	0	17-18	0	0	0	28	137
Opponents		132	128	260	9.0-22	2-5	2	1-0	0-0	2	7	1	1-1	0	0	0	0	25

Date	Opponent	Punting										Field Goals			Kickoffs				
		no.	yds	avg	long	blkd	tb	fc	50+	i20	md-att	long	blkd	no.	yds	avg	tb	ob	
08/30/2025	at UCLA	1	42	42.0	42	0	0	1	0	1	1-1	54	0	7	447	63.9	5	0	
09/06/2025	Cal Poly	3	127	42.3	47	0	0	1	0	1	0-0	0	0	10	622	62.2	8	0	
09/13/2025	at Wyoming	1	44	44.0	44	0	0	1	0	0	1-4	43	1	6	390	65.0	6	0	
Utah		5	213	42.6	47	0	0	3	0	2	2-5	54	1	23	1459	63.4	19	0	
Opponents		16	704	44.0	57	0	1	6	4	5	4-4	51	0	9	573	63.7	5	1	

2025 OPPONENT GAME-BY-GAME

		Rushing				Receiving				Passing				Kick Returns				Punt Returns				tot		
Date	Opponent	no.	yds	td	lg	no.	yds	td	lg	cmp	att	int	yds	td	lg	no.	yds	td	lg	no.	yds	td	lg	off
08/30/2025	at UCLA	28	84	0	21	11	136	1	19	11	22	1	136	1	19	2	37	0	19	0	0	0	0	220
09/06/2025	Cal Poly	28	65	0	18	15	158	0	42	15	30	2	158	0	42	2	34	0	18	1	-2	0	0	223
09/13/2025	at Wyoming	34	121	1	28	12	108	0	32	12	23	1	108	0	32	0	0	0	0	0	0	0	0	229
Opponents		90	270	1	28	38	402	1	42	38	75	4	402	1	42	4	71	0	19	1	-2	0	0	672
Utah		145	870	11	43	69	681	7	52	69	94	0	681	7	52	3	32	0	15	4	86	0	51	1551

Opponents Averages

Games	Avg/ rush	Avg/ catch	Pass effc	KR avg	PR avg	All purpose avg/game	Total offense avg/game
3	3.0	10.6	89.4	17.8	-2.0	247.0	224.0

Date	Opponent	Tackles				Sacks	Fumble		Pass Defense			blkd	PAT attempts			off		
		ua	a	total	tfl-yds	no-yds	ff	fr-yds	int-yds	qbh	brup	kick	kick	rush	rcv	saf	t/o	pts
08/30/2025	at UCLA	46	46	92	2.0-2	0-0	1	0-0	0-0	2	1	0	1-1	0	0	0	0	10
09/06/2025	Cal Poly	33	54	87	4.0-13	1-2	0	0-0	0-0	0	3	0	0-0	0	0	0	0	9
09/13/2025	at Wyoming	53	28	81	3.0-7	1-3	1	1-0	0-0	0	3	1	0-0	0	0	0	0	6
Opponents		132	128	260	9.0-22	2-5	2	1-0	0-0	2	7	1	1-1	0	0	0	0	25
Utah		97	60	157	16.0-78	9-69	1	1-0	4-127	1	8	0	17-18	0	0	0	28	137

Date	Opponent	Punting										Field Goals			Kickoffs			
		no.	yds	avg	long	blkd	tb	fc	50+	i20	md-att	long	blkd	no.	yds	avg	tb	ob
08/30/2025	at UCLA	4	170	42.5	48	0	0	4	0	1	1-1	46	0	3	190	63.3	1	0
09/06/2025	Cal Poly	6	260	43.3	53	0	0	0	2	2	3-3	51	0	4	257	64.3	3	1
09/13/2025	at Wyoming	6	274	45.7	57	0	1	2	2	2	0-0	0	0	2	126	63.0	1	0
Opponents		16	704	44.0	57	0	1	6	4	5	4-4	51	0	9	573	63.7	5	1
Utah		5	213	42.6	47	0	0	3	0	2	2-5	54	1	23	1459	63.4	19	0

GAME-OPENING DRIVES

Date	Home/Away	Opponent	Pts	UTAH		Pts	OPPONENT	
				FD	Yds		FD	Yds
8/30	Away	UCLA	6	4	75	0	2	37
9/6	Home	Cal Poly	7	2	75	0	1	10
9/13	Away	Wyoming	3	2	48	0	0	1
9/20	Home	Texas Tech						
9/27	Away	West Virginia						
10/11	Home	Arizona State						
10/18	Away	BYU						
10/25	Home	Colorado						
11/1	Home	Cincinnati						
11/15	Away	Baylor						
11/22	Home	Kansas State						
11/28	Away	Kansas						
TOTALS			16	8	198	0	3	48

SECOND HALF-OPENING DRIVES

Date	Home/Away	Opponent	Pts	UTAH		Pts	OPPONENT	
				FD	Yds		FD	Yds
8/30	Away	UCLA	7	6	80	3	3	47
9/6	Home	Cal Poly	7	4	70	0	0	7
9/13	Away	Wyoming	7	4	83	0	1	20
9/20	Home	Texas Tech						
9/27	Away	West Virginia						
10/11	Home	Arizona State						
10/18	Away	BYU						
10/25	Home	Colorado						
11/1	Home	Cincinnati						
11/15	Away	Baylor						
11/22	Home	Kansas State						
11/28	Away	Kansas						
TOTALS			21	14	223	3	4	74

LONGEST AND SHORTEST DRIVES

Utah		Utah		Opponent		Opponent	
Most Plays		Fewest Plays		Most Plays		Fewest Plays	
20	at UCLA, 8/30 TD (80 yds, 9:44)	1	2x, Last vs. Cal Poly, 9/6 End of Half (-1 yds, 0:10)	13	at Wyoming, 9/13 INT (32 yds, 5:25)	1	at Wyoming, 9/13 End of half (-1 yds, 0:03)
19	at Wyoming, 9/13 TD (78 yds, 7:23)	2	vs. Cal Poly, 9/6 TD (50 yds, 0:36)	10	3x, Last vs. Cal Poly, 9/6 FG (39 yds, 4:21)	3	10x, Last at Wyoming, 9/13 End of half (14 yds, 1:12)
Most Yards		Fewest Yards		Most Yards		Fewest Yards	
95	vs. Cal Poly, 9/6 TD (6 plays, 2:45)	-1	vs. Cal Poly, 9/6 End of Half (1 play, 0:10)	75	2x, Last at Wyoming, 9/13 TD (8 plays, 4:12)	-14	at UCLA, 8/30 Punt (3 plays, 1:29)
83	at Wyoming, 9/13 TD (10 plays, 4:08)	1	vs. Cal Poly, 9/6 Touchdown (1 play, 0:03)	63	vs. Cal Poly, 9/6 FG (7 plays, 2:54)	-3	vs. Cal Poly, 9/6 Punt (3 plays, 2:00)
Most Time		Least Time		Most Time		Least Time	
9:44	at UCLA, 8/30 TD (20 plays, 80 yards)	0:03	vs. Cal Poly, 9/6 TD (1 play, 1 yd)	5:58	at UCLA, 8/30 TD (10 plays, 75 yds)	0:03	at Wyoming, 9/13 End of half (1 play, -1 yds)
9:01	vs. Cal Poly, 9/6 TD (15 plays, 75 yards)	0:10	vs. Cal Poly, 9/6 End of Half (1 play, -1 yd)	5:25	at Wyoming, 9/13 INT (13 plays, 32 yards)	0:34	at Wyoming, 9/13 Punt (3 plays, 9 yds)

GAME-BY-GAME STATISTICS BY QUARTER

3rd-Down Conversions

Date	Opponent		Score	Overall		1st Qtr		2nd Qtr		3rd Qtr		4th Qtr		Overtime	
08/30/2025	at UCLA	W	43-10	14-17	82.4	5-5	100.0	2-4	50.0	4-5	80.0	3-3	100.0	0-0	0.0
09/06/2025	Cal Poly	W	63-9	9-13	69.2	2-3	66.7	1-4	25.0	3-3	100.0	3-3	100.0	0-0	0.0
09/13/2025	at Wyoming	W	31-6	9-15	60.0	2-4	50.0	2-6	33.3	4-4	100.0	1-1	100.0	0-0	0.0
Utah				32-45	71.1	9-12	75.0	5-14	35.7	11-12	91.7	7-7	100.0	0-0	0.0
Opponents				8-36	22.2	1-8	12.5	4-12	33.3	2-9	22.2	1-7	14.3	0-0	0.0

4th-Down Conversions

Date	Opponent		Score	Overall		1st Qtr		2nd Qtr		3rd Qtr		4th Qtr		Overtime	
08/30/2025	at UCLA	W	43-10	1-1	100.0	0-0	0.0	0-0	0.0	1-1	100.0	0-0	0.0	0-0	0.0
09/06/2025	Cal Poly	W	63-9	1-1	100.0	0-0	0.0	1-1	100.0	0-0	0.0	0-0	0.0	0-0	0.0
09/13/2025	at Wyoming	W	31-6	1-1	100.0	0-0	0.0	1-1	100.0	0-0	0.0	0-0	0.0	0-0	0.0
Utah				3-3	100.0	0-0	0.0	2-2	100.0	1-1	100.0	0-0	0.0	0-0	0.0
Opponents				5-7	71.4	1-2	50.0	1-1	100.0	1-1	100.0	2-3	66.7	0-0	0.0

Time of Possession

Date	Opponent		Score	Overall	1st Qtr	2nd Qtr	3rd Qtr	4th Qtr	Overtime
08/30/2025	at UCLA	W	43-10	37:28	09:21	06:50	09:48	11:29	00:00
09/06/2025	Cal Poly	W	63-9	31:15	03:30	10:58	07:36	09:11	00:00
09/13/2025	at Wyoming	W	31-6	35:30	08:17	11:01	11:37	04:35	00:00
Utah				Total	21:08	28:49	29:01	25:15	00:00
				Avg.	07:03	09:36	09:40	08:25	00:00
Opponents				Total	16:25	23:38	11:27	24:17	00:00
				Avg.	05:28	07:53	03:49	08:06	00:00

INDIVIDUAL STATISTICS

Rushing

Player	gp	att	gain	loss	net	avg	td	lg	avg/g
Devon Dampier	3	33	204	6	198	6.0	1	23	66.0
Wayshawn Parker	3	27	198	6	192	7.1	2	43	64.0
NaQuari Rogers	3	36	155	3	152	4.2	4	23	50.7
Hunter Andrews	3	12	108	0	108	9.0	1	25	36.0
Nate Johnson	3	13	81	0	81	6.2	0	16	27.0
Byrd Ficklin	2	7	75	0	75	10.7	2	38	37.5
Smith Snowden	3	7	39	2	37	5.3	1	9	12.3
Bryce Duke	3	7	25	0	25	3.6	0	6	8.3
Raycine Guillory	1	1	4	0	4	4.0	0	4	4.0
Team	3	2	0	2	-2	-1.0	0	0	-0.7
Total	3	145	889	19	870	6.0	11	43	290.0
Opponents	3	90	349	79	270	3.0	1	28	90.0

Passing

Player	gp	effic	comp-att-int	pct	yds	td	lg	avg/g
Devon Dampier	3	158.3	65-89-0	73.0	628	7	52	209.3
Byrd Ficklin	2	211.3	4-4-0	100.0	53	0	32	26.5
Team	3	0.0	0-1-0	0.0	0	0	0	0.0
Total	3	158.8	69-94-0	73.4	681	7	52	227.0
Opponents	3	89.4	38-75-4	50.7	402	1	42	134.0

Receiving

Player	gp	no.	yds	avg	td	lg	avg/g
Ryan Davis	3	19	171	9.0	1	27	57.0
Dallen Bentley	3	11	112	10.2	2	24	37.3
Smith Snowden	3	10	52	5.2	0	11	17.3
Hunter Andrews	3	8	63	7.9	0	14	21.0
Tobias Merriweather	3	5	88	17.6	0	36	29.3
JJ Buchanan	3	4	43	10.8	1	18	14.3
Lander Barton	3	3	24	8.0	1	14	8.0
Wayshawn Parker	3	3	61	20.3	1	52	20.3
NaQuari Rogers	3	2	38	19.0	0	32	12.7
Jackson Bennee	3	2	15	7.5	0	17	5.0
Otto Tia	3	1	6	6.0	0	6	2.0
Larry Simmons	3	1	8	8.0	1	8	2.7
Total	3	69	681	9.9	7	52	227.0
Opponents	3	38	402	10.6	1	42	134.0

Punt Returns

Player	no.	yds	avg	td	lg
Rayshawn Glover	4	86	21.5	0	51
Total	4	86	21.5	0	51
Opponents	1	-2	-2.0	0	0

Interceptions

Player	no.	yds	avg	td	lg
Jackson Bennee	2	103	51.5	1	57
Trey Reynolds	1	20	20.0	0	20
Johnathan Hall	1	4	4.0	0	4
Total	4	127	31.8	1	57
Opponents	0	0	0.0	0	0

Kick Returns

Player	no.	yds	avg	td	lg
Smith Snowden	2	19	9.5	0	15
Rayshawn Glover	1	13	13.0	0	13
Total	3	32	10.7	0	15
Opponents	4	71	17.8	0	19

Fumbles Recovered

Player	no.	yds	avg	td	lg
Lander Barton	1	0	0.0	0	0
Total	1	0	0.0	0	0
Opponents	1	0	0.0	0	0

INDIVIDUAL STATISTICS

Scoring

			PAT						
Player	td	fg	kick	rush	rcv	pass	dxp	saf	pts
NaQuari Rogers	4	-	-	-	-	-	-	-	24
Dillon Curtis	-	2-5	17-18	-	-	-	-	-	23
Wayshawn Parker	3	-	-	-	-	-	-	-	18
Dallen Bentley	2	-	-	-	-	-	-	-	12
Byrd Ficklin	2	-	-	-	-	-	-	-	12
Ryan Davis	1	-	-	-	-	-	-	-	6
Lander Barton	1	-	-	-	-	-	-	-	6
Larry Simmons	1	-	-	-	-	-	-	-	6
Devon Dampier	1	-	-	-	-	-	-	-	6
Smith Snowden	1	-	-	-	-	-	-	-	6
Hunter Andrews	1	-	-	-	-	-	-	-	6
Jackson Bennee	1	-	-	-	-	-	-	-	6
JJ Buchanan	1	-	-	-	-	-	-	-	6
Total	19	2-5	17-18	0	0	0	0	0	137
Opponents	2	4-4	1-1	0	0	0	0	0	25

Field Goals

Player	fg	pct.	01-19	20-29	30-39	40-49	50-99	lg	blk
Dillon Curtis	2-5	40.0	0-0	0-0	0-0	1-4	1-1	54	1
Opponents	4-4	100.0	0-0	0-0	1-1	2-2	1-1	51	0

FG Sequence

Team Name	Utah	Opponents
UCLA	(54)	(46)
Cal Poly		(30),(47),(51)
Wyoming	(43),45,45,46	

Numbers in (parentheses) indicate field goal was made

Total Offense

Player	g	plays	rush	pass	total	avg/g
Devon Dampier	3	122	198	628	826	275.3
Wayshawn Parker	3	27	192	0	192	64.0
NaQuari Rogers	3	36	152	0	152	50.7
Byrd Ficklin	2	11	75	53	128	64.0
Hunter Andrews	3	12	108	0	108	36.0
Nate Johnson	3	13	81	0	81	27.0
Smith Snowden	3	7	37	0	37	12.3
Bryce Duke	3	7	25	0	25	8.3
Raycine Guillory	1	1	4	0	4	4.0
Team	3	0	-2	0	-2	-0.7
Total	3	239	870	681	1551	517.0
Opponents	3	165	270	402	672	224.0

Punting

Player	no.	yds	avg	lg	tb	fc	i20	50+	blk
Orion Phillips	5	213	42.6	47	0	3	2	0	0
Total	5	213	42.6	47	0	3	2	0	0
Opponents	16	704	44.0	57	1	6	5	4	0

Kickoffs

Player	no.	yds	avg	tb	ob	retn	net	ydln
Dillon Curtis	23	1459	63.4	19	0			
Total	23	1459	63.4	19	0	4	39.7	25
Opponents	9	573	63.7	5	1	2	42.7	22

INDIVIDUAL STATISTICS

ALL-PURPOSE

Player	g	rush	rcv	pr	kr	ir	total	avg/g
Wayshawn Parker	3	192	61	0	0	0	253	84.3
Devon Dampier	3	198	0	0	0	0	198	66.0
NaQuari Rogers	3	152	38	0	0	0	190	63.3
Ryan Davis	3	0	171	0	0	0	171	57.0
Hunter Andrews	3	108	63	0	0	0	171	57.0
Jackson Bennee	3	0	15	0	0	103	118	39.3
Dallen Bentley	3	0	112	0	0	0	112	37.3
Smith Snowden	3	37	52	0	19	0	108	36.0
Rayshawn Glover	3	0	0	86	13	0	99	33.0
Tobias Merriweather	3	0	88	0	0	0	88	29.3
Nate Johnson	3	81	0	0	0	0	81	27.0
Byrd Ficklin	2	75	0	0	0	0	75	37.5
JJ Buchanan	3	0	43	0	0	0	43	14.3
Bryce Duke	3	25	0	0	0	0	25	8.3
Lander Barton	3	0	24	0	0	0	24	8.0
Trey Reynolds	3	0	0	0	0	20	20	6.7
Larry Simmons	3	0	8	0	0	0	8	2.7
Otto Tia	3	0	6	0	0	0	6	2.0
Johnathan Hall	3	0	0	0	0	4	4	1.3
Raycine Guillory	1	4	0	0	0	0	4	4.0
Team	3	-2	0	0	0	0	-2	-0.7
Total	3	870	681	86	32	127	1796	598.7
Opponents	3	270	402	-2	71	0	741	247.0

OFFENSIVE EXPLOSIVE PLAYS CHART			
Yards	Type	Players(s)	Opponent
52*	Pass	Devon Dampier to Wayshawn Parker	Cal Poly
43*	Rush	Wayshawn Parker	Cal Poly
38*	Rush	Byrd Ficklin	Cal Poly
36	Pass	Devon Dampier to Tobias Merriweather	UCLA
32	Pass	Byrd Ficklin to NaQuari Rogers	Cal Poly
27	Pass	Devon Dampier to Ryan Davis	Cal Poly
25	Rush	Hunter Andrews	UCLA
24	Pass	Devon Dampier to Dallen Bentley	Cal Poly
24	Pass	Devon Dampier to Ryan Davis	Wyoming
23	Pass	Devon Dampier to Dallen Bentley	Wyoming
23	Rush	NaQuari Rogers	Wyoming
23	Rush	Devon Dampier	Wyoming
20	Rush	Wayshawn Parker	Wyoming
20	Rush	Hunter Andrews	Wyoming

*Touchdown on the play / Explosive Plays: 20+ yards

EXPLOSIVE PLAYS BREAKDOWN	
By Player	#
Devon Dampier, QB.....	7 (6 pass, 1 rush)
Byrd Ficklin, QB.....	2 (1 pass, 1 rush)
Wayshawn Parker, RB.....	2 (2 rush)
NaQuari Rogers, RB.....	1 (1 rush)
Hunter Andrews, RB.....	1 (1 rush)
Totals.....	#
Total Plays 20+.....	14
Rush.....	6
Longest Rush.....	43
Pass.....	8
Longest Pass.....	52

TAKEAWAY ANALYSIS								
Date	Home/Away	Opponent	UTAH			OPPONENT		
			Int	FR	Tot	Int	FR	Tot
8/30	Away	UCLA	1	0	1	0	0	0
9/6	Home	Cal Poly	2	0	2	0	0	0
9/13	Away	Wyoming	1	1	2	0	0	0
9/20	Home	Texas Tech						
9/27	Away	West Virginia						
10/11	Home	Arizona State						
10/18	Away	BYU						
10/25	Home	Colorado						
11/1	Home	Cincinnati						
11/15	Away	Baylor						
11/22	Home	Kansas State						
11/28	Away	Kansas						
TOTALS			4	1	5	0	0	0

DEFENSIVE STATISTICS

##	Player	gp	Tackles				Sacks	Pass defense			Fumbles		blkd	
			ua	a	tot	tfl/yds		int-yds	brup	qbh	fr-yds	ff	kick	saf
90	John Henry Daley	3	9	4	13	6.5-40	5-38	.	1	.	.	1	.	.
6	Nate Ritchie	3	6	6	12	1-1
23	Jackson Bennee	3	7	5	12	.	.	2-103	3
8	Lander Barton	3	5	7	12	1	1-0	.	.	.
40	Paul Fitzgerald	3	5	5	10	1.5-6	0.5-4
9	Elijah Davis	3	9	.	9
7	Johnathan Hall	3	8	1	9	.	.	1-4	1
93	Kash Dillon	3	5	3	8	1.5-7	1.5-7
5	Tao Johnson	3	5	3	8	1-1
16	Blake Cotton	3	5	2	7
37	Trey Reynolds	3	3	3	6	0.5-1	.	1-20
0	Logan Fano	2	5	1	6	2-14	1-13	.	1
36	Brock Fonoimoana	2	2	3	5	0.5-1
91	Jonah Lea'ea	3	3	2	5
3	Levani Damuni	3	4	1	5
95	Aliki Vimahi	3	.	5	5
51	Karson Kaufusi	3	2	3	5	0.5-3	0.5-3
11	Rock Caldwell	1	3	.	3	.	.	.	1
2	Smith Snowden	3	3	.	3	.	.	.	1
15	Lance Holtzclaw	3	1	2	3	0.5-4	0.5-4
35	Cyrus Polu	3	2	.	2
45	Pupu Sepulona	3	.	2	2	0.5-0
14	JC Hart	3	2	.	2
83	Elijah Elliss	3	1	1	2
30	Jason Stokes Jr.	3	1	.	1
19	Luca Caldarella	3	1	.	1
24	Moroni Anae	3	.	1	1
Totals		3	97	60	157	16-78	9-69	4-127	8	1	1-0	1	0	0
Opponents		3	132	128	260	9-22	2-5	0-0	7	2	1-0	2	1	0

AP POLL (WEEK 4)			
Rank	Team (FPV)	Record	Pts
1	Ohio State (55)	3-0	1631
2	Penn State (5)	3-0	1490
3	LSU (2)	3-0	1470
4	Miami (3)	3-0	1434
5	Georgia	3-0	1428
6	Oregon (1)	3-0	1423
7	Florida State	2-0	1123
8	Texas	2-1	1111
9	Illinois	3-0	1110
10	Texas A&M	3-0	1101
11	Oklahoma	3-0	1056
12	Iowa State	4-0	820
13	Ole Miss	3-0	748
14	Alabama	2-1	599
15	Tennessee	2-1	583
16	UTAH	3-0	573
17	*Texas Tech	3-0	538
18	Georgia Tech	3-0	511
19	Indiana	3-0	458
20	Vanderbilt	3-0	397
21	Michigan	2-1	356
22	Auburn	3-0	344
23	Missouri	3-0	292
24	Notre Dame	0-2	207
25	USC	3-0	105

RV: *BYU 94, South Florida 83, South Carolina 82, Mississippi State 69, TCU 67, *Arizona State 57, Tulane 33, Louisville 25, Nebraska 9, *Baylor 6, Clemson 6, SMU 4, NC State 4, UNLV 2, Navy 1.

Dropped out: South Carolina 11, Clemson 12, South Florida 18

**Notes 2025 Opponent*

AFCA COACHES POLL (WEEK 4)			
Rank	Team (FPV)	Record	Pts
1	Ohio State (62)	3-0	1668
2	Penn State (3)	3-0	1559
3	Georgia (1)	3-0	1501
4	LSU (1)	3-0	1468
5	Oregon	3-0	1444
6	Miami	3-0	1379
7	Texas	2-1	1209
8	Illinois	3-0	1150
9	Florida State	2-0	1023
10	Texas A&M	3-0	1003
11	Ole Miss	3-0	951
12	Oklahoma	3-0	906
13	Iowa State	4-0	896
14	Alabama	2-1	630
15	Tennessee	2-1	625
16	*Texas Tech	3-0	563
17	Indiana	3-0	550
18	UTAH	3-0	510
19	Georgia Tech	3-0	333
20	Michigan	2-1	316
21	Notre Dame	0-2	296
22	Missouri	3-0	252
23	Vanderbilt	3-0	249
24	South Carolina	2-1	198
25	Auburn	3-0	160

RV: *BYU 158, *Arizona State 141, USC 117, Clemson 116, Tulane 107, Louisville 53, TCU 49, South Florida 48, Mississippi State 27, SMU 24, Nebraska 24, Navy 15, Memphis 14, Washington 13, NC State 13, *Baylor 8, Houston 5, *Kansas 2, UNLV 1, California 1.

Dropped out: Clemson 11, South Florida 23, *Arizona State 24, *BYU 25

**Notes 2025 Opponent*

FINAL 2024 CFP RANKINGS		
Rank	Team	Record
1	Oregon	13-0
2	Georgia	11-2
3	Texas	11-2
4	Penn State	11-2
5	Notre Dame	11-1
6	Ohio State	10-2
7	Tennessee	10-2
8	Indiana	11-1
9	Boise State	12-1
10	SMU	11-2
11	Alabama	9-3
12	*Arizona State	11-2
13	Miami	10-2
14	Ole Miss	9-3
15	South Carolina	9-3
16	Clemson	10-3
17	*BYU	10-2
18	*Iowa State	10-3
19	Missouri	9-3
20	Illinois	9-3
21	Syracuse	9-3
22	Army	11-1
23	*Colorado	9-3
24	UNLV	10-3
25	Memphis	10-2

**Notes 2024 Opponent*