

UTAH BASKETBALL

MATCH UP

UTAH RUNNIN' UTES

16-14, 8-11 BIG 12
Interim Head Coach: Josh Eilert
Alma Mater: Kansas State '04
Record at Utah: 1-2 (1st Season)
Overall Record: 10-25 (2nd Season)



AT



#23/22 BYU COUGARS

22-8, 13-6 BIG 12
Kevin Young : Head Coach
Clayton State '04 : Alma Mater
22-8 (1st Season) : Record at BYU
22-8 (1st Season) : Overall Record

GAME INFORMATION

SERIES HISTORY

Overall..... Utah Trails 134-131
Current Streak..... Utah Won 2
Last 10..... Tied 5-5
In Big 12..... Utah Leads 1-0
In Provo..... Utah Trails 75-48
In Salt Lake City..... Utah Leads 78-52
In Huntsman Center..... Utah Leads 32-16
In Neutral Games..... Utah Trails 7-5
Last Meeting..... Utah, 73-72 [OT]
Eilert vs. BYU..... 0-1

ARENA INFO - MARRIOTT CENTER

Location..... Provo, UT
Capacity..... 17,978

TELEVISION - ESPNU

Play-By-Play..... Mark Kneely
Analyst..... Scott Williams
Producer..... Christopher Matthews
Live-Stream..... [ESPN.com/watch & ESPN App](https://ESPN.com/watch&ESPNApp)

RADIO - ESPN 700

Play-by-Play..... Bill Riley
Analyst..... Sean Mooney
Online..... TuneIn.com [Free]
SiriusXM..... Channel 387 [Web]

LIVE STATS

www.statbroadcast.com [public]

MEDIA CONTACT

MBB Contact..... John Vu
E-Mail..... jvu@huntsman.utah.edu
Cell..... 714-728-9163
Twitter..... @Vuuster
Address..... 1825 E. South Campus Dr.
Salt Lake City, UT 84112-0900

UTAH GAME NOTES

The Utah men's basketball team closes out the its first regular-season as members of the Big 12 Conference with the 266th edition of the Utah vs. BYU rivalry this Saturday, March 8, inside the Marriott Center starting at 8 p.m. on ESPNU.

IN THE NATION

Thru games on March 5, here are how the Utes and their players rank...

	NCAA	BIG 12	
CATEGORY	RANK	RANK	VALUE
Assists per Game	6th	1st	17.8
Rebounds per Game	24th	2nd	39.4
DREB per Game	32nd	3rd	27.2
FTA per Game	43rd	5th	22.0
A/TO Ratio	47th	4th	1.43
Rebounding Margin	40th	4th	4.9
Defensive FG%	53rd	5th	.414

PLAYER	CATEGORY	NCAA	BIG 12	VALUE
Gabe Madsen	Total 3FGA	6th	1st	263
Gabe Madsen	3FGM Per Game	34th	1st	2.97
Gabe Madsen	Total 3FGM	36th	1st	86
Ezra Ausar	FTA	39th	2nd	187

REGULAR-SEASON FINALE

With the regular-season finale set to take place inside the Marriott Center, the Runnin' Utes will look to record its first conference road win there since Feb. 8, 2006 – a 79-60 affair for Utah. As a team, Utah is 17-10 all-time when playing BYU in the last game of the regular-season and 6-6 when those games have been on the road. Of those 27 games, Utah has won both that went into OT and lost the lone game where BYU was ranked No. 18.

LAST GAME STARTERS

#2 EZRA AUSAR JR - FORWARD	#10 JAKE WAHLIN SO - FORWARD	#25 MIKE SHARAVJAMS JR - GUARD	#34 LAWSON LOVERING SR - CENTER	#55 GABE MADSEN 5TH - GUARD
MIN 22.8	MIN 23.4	MIN 22.3	MIN 23.7	MIN 29.5
PPG 12.4	PPG 6.1	PPG 7.5	PPG 8.5	PPG 15.5
RPG 4.8	RPG 5.1	APG 2.76	RPG 5.0	FG% .383
FG% .513	FG% .473	FG% .429	FG% .548	3FG% .329

2024-25 SCHEDULE

Date	OPPONENT	TV	Time/Result
Oct. 29	CSU Pueblo [Exh]	--	W, 98-67
Nov. 4	Alcorn State	ESPN+	W, 100-59
Nov. 7	Central Arkansas	ESPN+	W, 98-63
Nov. 12	Queens	ESPN+	W, 96-65
Nov. 17	vs. #RV/RV Mississippi State ⁽¹⁾	ESPN2	L, 78-73
Nov. 22	Utah Tech	ESPN+	W, 84-53
Nov. 26	MVSU ⁽²⁾	ESPN+	W, 94-48
Nov. 30	Eastern Washington ⁽²⁾	ESPN+	W, 88-80
Dec. 7	#RV/RV St. Mary's	ESPN+	L, 72-63
Dec. 14	Radford	ESPN+	W, 81-63
Dec. 17	Florida A&M	ESPN+	W, 89-59
Dec. 21	vs. Iowa	Big Ten Network	L, 95-88
Dec. 31	at #25/21 Baylor*	ESPN+	L, 81-56
Jan. 4	#RV/RV Texas Tech*	ESPN+	L, 93-65
Jan. 7	at #3/3 Iowa State*	ESPN+	L, 82-59
Jan. 11	Oklahoma State*	ESPN+	W, 83-62
Jan. 15	at TCU*	ESPN+	W, 73-65
Jan. 18	BYU*	ESPN+	W, 73-72 (OT)
Jan. 22	at #7/5 Houston*	ESPN+	L, 70-36
Jan. 25	#RV/RV Baylor*	ESPN2	L, 76-61
Jan. 28	Cincinnati*	CBSSN	W, 69-66
Feb. 1	at Oklahoma State*	ESPN+	L, 81-72
Feb. 5	Colorado*	ESPN+	W, 72-59
Feb. 8	at #--/RV West Virginia*	ESPN+	L, 72-61
Feb. 11	at Cincinnati*	ESPN+	L, 85-75
Feb. 15	#17/20 Kansas*	ESPN	W, 74-67
Feb. 17	Kansas State*	ESPN2	W, 74-69
Feb. 23	at UCF*	ESPN+	L, 76-72
Feb. 26	at #22/21 Arizona*	ESPN+	L, 83-66
March 1	Arizona State*	ESPN+	W, 99-73
March 4	West Virginia*	ESPN+	L, 71-69
March 8	at #23/22 BYU*	ESPNU	8 p.m.

--BIG 12 TOURNAMENT⁽³⁾--

March 11	First Round	ESPN+	TBD
March 12	Second Round	ESPN+	TBD
March 13	Quarterfinals	ESPN+	TBD
March 14	Semifinals	ESPN+	TBD
March 15	Championship	ESPN+	TBD

--NCAA TOURNAMENT--

March 20-23	1st & 2nd Rounds	TBD	TBD
March 27-30	Regional Finals	TBD	TBD
April 5	Final Four	TBD	TBD
April 7	Championship	TBD	TBD

Home Games in **Bold** | All Times **MOUNTAIN**

* - BIG 12 Conference Game

1 - Mid-South Showdown (Landers Center - Southaven, MS)

2 - Mountain to Sea Showcase (Huntsman Center - Salt Lake City, UT)

3 - T-Mobile Center (Kansas City, KS)

DID YOU KNOW?

Utah interim head coach Josh Eilert will be coaching against the same team he served the same role with just last season when Utah battles West Virginia on Tuesday, March 4.

ALEX JENSEN NAMED 17TH HEAD COACH OF RUNNIN' UTES BASKETBALL PROGRAM

Alex Jensen is coming home. The Utah Athletics Hall of Famer and starter on the Runnin' Utes 1998 Final Four team has been named the 17th head coach of Utah's men's basketball program, Utah Director of Athletics Mark Harlan announced today. Terms of the multi-year deal were not announced.

Jensen is currently in his second season as an assistant coach with the Dallas Mavericks after serving 10 years on the Utah Jazz coaching staff. He began his coaching career in 2007 at St. Louis University on the staff of his former Runnin' Utes coach Rick Majerus, a position he held for four seasons before becoming head coach of the Canton Charge of the NBA D-League in 2011. Jensen is in his 18th year coaching basketball at the collegiate and professional levels, and has international coaching experience with USA Basketball and the German National Team.

"This is an exciting day for our men's basketball program and for the University of Utah community, as Alex Jensen officially returns to Salt Lake City as our new head coach," Harlan said. "Alex brings with him tremendous experience coaching at the collegiate, NBA and international levels, and is widely-respected for his ability to develop players and teach the game of basketball. Alex has a vision and a plan for leading the Runnin' Utes basketball program back among the nation's elite, and I am confident that he will elevate our program and reignite the passion of our fan base along the way. I'd also like to thank President Randall and the Board of Trustees for their support through this process. It's exciting to welcome back a beloved figure in Runnin' Utes basketball history, as well as his family!"

A 2015 inductee to the Utah Athletics Hall of Fame, Jensen played a key role on one of the most beloved teams among all sports in the storied history of the University of Utah. Utah made a run to the NCAA Championship game in 1998, and compiled a record of 30-4, with Jensen earning All-West Region honors during the NCAA Tournament.

"My basketball journey has been filled with so many people who have helped shape me as a coach and as a person, ultimately guiding me to this opportunity to lead the Runnin' Utes basketball program," said Jensen. "I'm thankful for all of the great mentors I've had along the way as I embark on this next step to lead Utah Basketball. This is an exciting chapter for my family and me, and I'm looking forward to returning to a place that has meant so much to me. I can't wait to get to work with our student athletes, coaches and the University as we move forward to achieve our goals. I want to thank University of Utah President Taylor Randall, Athletics Director Mark Harlan and the University of Utah Board of Trustees for their faith in me as we move into the future of Utah basketball."

In his current role with the Mavericks, Jensen has continued to cement his reputation as an elite developer of talent with an exceptional ability to strategize and teach. He was hired by the Mavericks in July 2023 after spending the 2013-14 through 2022-23 seasons back in Salt Lake City with the Utah Jazz. Among the players who blossomed under Jensen's tutelage with the Jazz was three-time NBA All-Star and four-time NBA Defensive Player of the Year Rudy Gobert. As a rookie, Gobert averaged 2.3 points and 3.4 rebounds per game, and improved those numbers to 8.4 and 9.5, respectively, by his second season, en route to career averages of 12.6 and 11.7 over 12 NBA seasons.

In the 2013 NBA Summer League in Las Vegas, Jensen coached the D-League Select Team to a 4-1 record against NBA team entries and advanced them to the quarterfinals of the inaugural summer league tournament. He also was awarded the D-League Coach of the Year in 2013 after leading the Charge to the East Division title with the league's No. 1 scoring defense.

Jensen also spent time as a court coach at the 2018 USA Men's National Team minicamp in advance of the 2018 FIBA World Cup, and in 2022 served as head coach of the 2022 USA Basketball AmeriCup team.

Jensen, who hails from Centerville, was Utah's Mr. Basketball in 1994 as a senior at Viewmont High School. He led Viewmont to a state championship in his junior year.

Following his freshman season at Utah in 1994-95, he went on a two-year mission. Upon his return, Jensen earned a spot in the starting lineup for the 1997-98 season and helped lead the Utes to one of the best years in school history with a run to the Final Four and an appearance in the NCAA Championship game.

As a junior, Jensen took another big step in his development, earning All-Western Athletic Conference honors and being named to the WAC All-Defensive Team. He averaged 12.1 points and 7.6 rebounds, and was the 1999 WAC Men's Basketball Tournament MVP, as he led the Utes back to the NCAA Tournament.

Jensen capped his senior season in 1999-2000 by winning the first Mountain West Conference Player of the Year award in the league's inaugural season. He averaged 13.1 points and 7.5 rebounds that season and finished with 1,279 points and 896 rebounds in his college career. Jensen was part of four conference championship teams and made four trips to the NCAA tournament in his time with the Runnin' Utes.

After his stellar collegiate playing career at the U, Jensen played seven professional seasons in Turkey, Spain and Japan, and one season with the Yakima Sun Kings of the CBA. The Sun Kings won the 2003 CBA championship, and Jensen earned all-defensive team honors. While playing in Europe, Jensen was named All-FIBA Europe Cup Defender of the Year in 2004 and was named to the All-FIBA Europe Cup First Team.

Jensen earned his Bachelor of Science degree in finance from Utah's David Eccles School of Business. He and his wife Natalie are the parents of three daughters.



ALL-TIME RESULTS VS. BYU

Since 2010

DATE	W/L	SCORE	LOCATION
01/30/2010	L	69-82 [MWC]	Provo, Utah
03/03/2010	L	51-71 [MWC]	Salt Lake City
01/11/2011	L	79-104 [MWC]	Salt Lake City
02/12/2011	L	59-72 [MWC]	Provo, Utah
12/10/2011	L	42-61	Salt Lake City
12/08/2012	L	58-61	Provo, Utah
12/14/2013	W	81-64	Salt Lake City
12/10/2014	W	65-61	Provo, Utah
12/02/2015	W	83-75	Salt Lake City
12/16/2017	L	65-77	Provo, Utah
12/8/2018	L	59-74	Salt Lake City^
12/04/2019	W	102-95 (OT)	Salt Lake City
12/12/2020	L	64-82	Provo, Utah
11/27/2021	L	64-75	Salt Lake City
12/17/2022	L	66-75	Provo, Utah
12/09/2023	W	73-69	Salt Lake City
01/18/2025	W	73-72 (OT) [B12]	Salt Lake City
03/08/2025	--	-- [B12]	Provo, Utah

VS. RANKED BYU

March 7, 1981 at #18 BYU - Utah lost 95-76

OT GAMES

March 2, 1985 at BYU - Utah won 86-85 (3OT)

March 2, 1991 at BYU - Utah won 72-71 (OT)

SEASON FINALE RECORDS

Season Finale All-Time: 71-45

Home: 50-16

Away: 21-29

IN THE NET

Latest NET Rankings for the Big 12 through games on March 5

	NET RANK	AVG OPP NET RANK	Q1	Q2	Q3	Q4
Houston	3	15	9-3	8-1	4-0	5-0
Texas Tech	7	36	7-5	5-1	5-1	6-0
Iowa State	9	32	6-6	8-2	2-0	6-0
Arizona	10	13	7-10	5-0	4-0	4-0
Kansas	21	6	5-10	5-1	6-0	3-0
BYU	24	47	5-7	7-1	4-0	6-0
Baylor	31	9	6-10	4-2	2-0	5-0
Cincinnati	45	45	1-11	9-2	1-0	6-0
West Virginia	49	16	6-11	4-1	3-0	5-0
Utah	64	56	3-9	3-5	2-0	8-0
Arizona State	65	4	4-12	3-4	2-1	4-0
TCU	73	10	4-9	3-5	4-0	5-0
Kansas State	75	29	5-8	2-6	3-1	5-0
UCF	78	19	3-10	3-4	5-0	5-0
Colorado	98	22	1-14	2-5	3-0	5-0
Oklahoma State	100	42	1-13	3-2	4-1	6-0

ALL EYES ON AUSAR

Junior Ezra Ausar has made a huge jump in play the second half of league, but has been dominant for Utah in his last five games, averaging 19.0 points and 5.6 rebounds with a .491 shooting clip. During that stretch, Ausar has scored 20-plus points in three of those five games and has improved at the free-throw line - knocking down 81.3-percent (39-for-48) in those five games.

AUSAR REACHES 1K

With 5:27 left in the game at Arizona, Utah junior Ezra Ausar recorded his 1,000th career point when he drained the first of two free-throws. The Atlanta, Ga., now joins Gabe Madsen as the other 1,000 point scorer on the team. Ausar finished the game with 18 points and finished with night with 1,002 career points.

REGULAR-SEASON FINALE

With the regular-season finale set to take place inside the Marriott Center, the Runnin' Utes will look to record its first conference road win there since Feb. 8, 2006 - a 79-60 affair for Utah. As a team, Utah is 17-10 all-time when playing BYU in the last game of the regular-season and 6-6 when those games have been on the road. Of those 27 games, Utah has won both that went into OT and lost the lone game where BYU was ranked No. 18.

2024-25 BIG 12 STANDING

Thru games on 3/3/2025	CONFERENCE			OVERALL		
	W-L	PCT	STRK	W-L	PCT	STRK
#3/3 Houston	18-1	.947	W9	26-4	.867	W9
#9/9 Texas Tech	13-5	.722	W1	22-7	.759	W1
24/23 Arizona	13-5	.722	L1	19-10	.655	L1
#10/10 Iowa State	12-6	.667	W1	22-7	.759	W1
#23/22 BYU	12-6	.667	W6	21-8	.724	W6
#RV/- Kansas	10-9	.526	L2	19-11	.633	L2
TCU	9-9	.500	W1	16-13	.552	W1
Baylor	9-9	.500	W1	17-12	.586	W1
Kansas State	8-10	.444	W1	14-15	.483	W1
West Virginia	8-10	.444	L1	17-12	.586	L1
Utah	8-10	.444	W1	16-13	.552	W1
Cincinnati	7-11	.389	L1	17-12	.586	L1
Oklahoma State	6-12	.333	L1	14-15	.483	L1
UCF	6-12	.333	L1	15-14	.517	L1
Arizona State	4-14	.222	L2	13-16	.448	L2
Colorado	2-16	.111	L2	11-18	.379	L2

ALL-BIG 12 PRESEASON AWARDS

FIRST TEAM

PLAYER	SCHOOL	YR	POS
Caleb Love	Arizona	5th	Guard
LJ Cryer	Houston	Gr.	Guard
J'Wan Roberts	Houston	Gr.	Forward
Tamin Lipsey	Iowa State	Jr.	Guard
Hunter Dickinson*	Kansas	Gr.	Center

*-unanimous selection

SECOND TEAM

PLAYER	SCHOOL	YR	POS
Norchad Omier	Baylor	5th	Forward
Jeremy Roach	Baylor	5th	Guard
Keshon Gilbert	Iowa State	Sr.	Guard
Dajuan Harris	Kansas	Gr.	Guard
Coleman Hawkins	Kansas State	Sr.	Guard

PRESEASON PLAYER OF THE YEAR

Hunter Dickinson, Kansas

PRESEASON CO-NEWCOMER OF THE YEAR

Jeremy Roach, Baylor

PRESEASON CO-NEWCOMER OF THE YEAR

Coleman Hawkins, Kansas State

PRESEASON FRESHMAN OF THE YEAR

VJ Edgcombe, Baylor



75.4	SCORING OFFENSE	81.2
71.3	SCORING DEFENSE	70.0
+4.2	SCORING MARGIN	+11.3
.452	FIELD GOAL %	.487
.332	3FG%	.373
.337	3FG% DEFENSE	.344
39.4	REBOUNDS PER GAME	37.8
+4.9	REBOUND MARGIN	+7.0
17.8	ASSISTS PER GAME	17.2
12.4	TURNOVERS PER GAME	12.2
-1.6	TURNOVER MARGIN	-0.3
1.4	ASSISTS/TO RATIO	1.4
6.4	STEALS PER GAME	7.1
3.9	BLOCKS PER GAME	3.1



ALL-TIME 3FG MADE

RK	NAME	YEARS	3FGM
1.	Gabe Madsen	2021-Pres.	304
2.	Nick Jacobson	2000-04	287
3.	Johnnie Bryant	2005-08	245
4.	Brandon Taylor	2012-16	244
5.	Shaun Green	2005-09	235
6.	Jordan Loveridge	2012-16	223
7.	Keith Van Horn	1993-97	206
8.	Phil Dixon	1989-94	185
9.	Sedrick Barefield	2016-19	183
10.	Josh Grant	1988-93	153
	Phil Cullen	1998-02	153

ALL-TIME STEALS

RK	NAME	YEARS	STEALS
1.	Andre Miller	1995-99	254
2.	Josh Grant	1988-93	191
3.	Brandon Taylor	2012-16	164
4.	Pace Manion	1979-83	159
5.	Delon Wright	2013-15	155
6.	Kelvin Upsaw	1983-86	135
7.	Shaun Green	2005-9	134
	Mitch Smith	1985-89	134
9.	Gale Gondrezick	1984-88	124
10.	Jimmy Soto	1989-93	122
	Gabe Madsen	2021-Pres.	103

ALL-TIME SCORING

RK	PLAYER (YEARS)	GP	PTS	AVG
20.	Mervin Jackson (1965-68)	83	1,458	17.6
21.	Gabe Madsen (2021-Pres.)	117	1,425	12.2
22.	Jerry Chambers (1964-66)	57	1,400	24.6
23.	Timmy Allen (2018-21)	85	1,323	15.6
24.	Johnnie Bryant (2005-08)	92	1,301	14.1
25.	Ken Gardner (1968-71)	79	1,291	16.3
26.	Alex Jensen (1994-2000)	133	1,279	9.6
27.	Branden Taylor (2012-16)	133	1,270	9.5
28.	Kevlin Upshaw (1983-86)	84	1,229	14.6
29.	Greg Deane (1975-79)	113	1,212	10.7
30.	Jimmy Soto (1989-93)	130	1,153	8.9

VS. RANKED BYU

March 7, 1981 at #18 BYU - Utah lost 95-76

OT GAMES

March 2, 1985 at BYU - Utah won 86-85 (30T)

March 2, 1991 at BYU - Utah won 72-71 (OT)

AGAINST THE RANKED

Utah is now 71-167 (.298) all-time against AP ranked opponents and 11-69 (.138) all-time against AP ranked opponents on the road after the loss at No. 22/21 Arizona.

Last Win vs. AP Ranked Opp: 2/15/25 vs. #17 Kansas - 74-67

Last Win vs. No. 23 AP Ranked Opp: 2/27/93 vs. BYU - 89-83

Last Win vs. AP Ranked Opp (Away): 3/21/18 at #25 St. Mary's - 67-58 (OT) [NIT QF]

Last Win vs. AP Ranked Opp (OT): 3/21/18 at #25 St. Mary's - 67-58 (OT) [NIT QF]

Last Win vs. AP Ranked Opp (Away Conference): 1/25/18 at #21 Arizona State - 80-77 (OT)

The one and only time the Utes have squared off against a BYU team was ranked No. 23 in the AP poll came on Feb. 27, 1993, that resulted in an 89-83 victory for Utah inside the Jon M. Huntsman Center. That win is coincidentally the only time Utah has played the No. 23 ranked team in the country ever.

NO PLACE LIKE HOME

Through games on Tuesday, March 4, Utah owns a 15-4 record at home and 1-8 record on the road.

HOME	CATEGORY	AWAY
80.6	Points Per Game	63.3
+13.8	Scoring Margin	-13.9
.471	FG%	.400
.354	3FG%	.287
.338	Defensive 3FG%	.335
41.5	Rebounds Per Game	35.3
+8.3	Rebounding Margin	-1.8
19.0	Assists Per Game	14.8
11.2	Turnovers Per Game	15.1
+0.9	Turnover Margin	-6.7
1.7	A/TO Ratio	1.0
7.1	Steals Per Game	5.0
4.3	Blocks Per Game	3.3

UTAH TAKES ROUND 1

The much anticipated return of Utah vs. BYU in conference play did not disappoint with the first of two games between the two bitter rivals going into overtime and ended with the Runnin' Utes taking the first round, 73-72, inside a sold out Jon M. Huntsman Center.

OVERALL: Utah Trails 134-131

CONFERENCE ONLY: Utah Leads 119-117

IN JON M. HUNTSMAN CENTER: Utah Leads 32-16

2024-25 BIG 12

PLAYER OF THE WEEK

Nov. 11	Hunter Dickinson	C	Kansas
Nov. 18	Hunter Dickinson	C	Kansas
Nov. 25	Norchad Omier	F	Baylor
Dec. 2	Keshon Gilbert	G	Iowa State
	Javon Small	G	West Virginia
Dec. 9	Keshon Gilbert	G	Iowa State
Dec. 16	Hunter Dickinson	C	Kansas
Dec. 23	Darrion Williams	F	Texas Tech
Jan. 6	Javon Small	G	West Virginia
Jan. 13	Curtis Jones	G	Iowa State
Jan. 20	Javon Small	G	West Virginia
Jan. 27	Milos Uzan	G	Houston
Feb. 3	Caleb Love	G	Arizona
Feb. 10	David N'Guessan	G	Kansas State
Feb. 17	JT Toppin	F	Texas Tech
Feb. 24	Richie Saunders	G	BYU
March 3	Richie Saunders	G	BYU
March 10			

2024-25 BIG 12

NEWCOMER OF THE WEEK

Nov. 11	Egor Demin	G	BYU
	Zeke Mayo	G	Kansas
Nov. 18	Egor Demin	G	BYU
	Jose Sanon	G	Arizona State
Nov. 25	JT Toppin	F	Texas Tech
Dec. 2	Tucker DeVries	G/F	West Virginia
Dec. 9	Joshua Jefferson	F	Iowa State
Dec. 16	Joshua Jefferson	F	Iowa State
	Zeke Mayo	G	Kansas
Dec. 23	Jayden Quaintance	F	Arizona State
Jan. 6	Joshua Jefferson	F	Iowa State
	Noah Reynolds	G	TCU
Jan. 13	Joshua Jefferson	F	Iowa State
Jan. 20	Keshawn Hall	G	UCF
Jan. 27	VJ Edgecombe	G	Baylor
	Joshua Jefferson	F	Iowa State
Feb. 3	Robert Wright III	G	Baylor
Feb. 10	Tobe Awaka	F	Arizona
Feb. 17	JT Toppin	F	Texas Tech
Feb. 24	JT Toppin	F	Texas Tech
March 3	Abou Ousman	F	Oklahoma State
March 10			



**SINGLE-GAME RECORDS****3FG MADE**

RK	3FGM	OPPONENT	DATE
1.	19	Central Arkansas	11/07/2024
	19	Alcorn State	11/04/2024
3.	17	vs. Indiana State	04/02/2024
	17	Mississippi Valley State	11/08/2020
	17	UCLA	03/09/2019
	17	Mississippi Valley State	11/15/2018
	17	UNLV	01/12/2002
8.	16	Jacksonville State	12/08/2022
	16	at Washington State	02/23/2019
	16	at Arizona State	01/03/2019

3FG ATTEMPTS

RK	3FGA	OPPONENT	DATE
1.	50	Central Arkansas	11/07/2024
2.	40	Arizona State	02/25/2016
	40	at New Mexico	03/01/2003
4.	38	UCLA	03/09/2019
5.	36	at UCLA	02/09/2019
	36	Mississippi Valley State	11/15/2018
	36	Northwestern State	12/20/2017
8.	35	at #10/O Arizona	01/05/2024
	35	at Washington State	02/23/2019
10.	34	Stanford	02/02/2023
	34	Mississippi Valley State	11/08/2020
	34	at San Diego State	01/16/1999

ASSISTS

RK	ASSISTS	OPPONENT	DATE
1.	41	Mississippi Valley State	11/08/2019
2.	37	Seattle	12/19/1985
3.	36	BYU	01/12/1974
4.	35	San Diego State	02/28/1980
5.	30	Delaware State	12/22/15
	30	Savannah State	12/16/2015
7.	29	Mississippi Valley State	11/26/2024
	29	Alcorn State	11/04/2024
9.	28	Manhattan	12/11/2011

BLOCKS

RK	BLOCKS	OPPONENT	DATE
1.	13	Oklahoma	12/12/2009
2.	12	Arizona State	02/23/2014
3.	11	at Washington	01/29/2022
	11	Arizona State	02/26/2015
	11	Colorado State	02/03/2010
6.	10	9x, Last vs. Stanford	02/08/2018

STEALS

RK	STEALS	OPPONENT	DATE
1.	18	Tennessee State	11/22/1985
2.	17	Evergreen State	11/08/2013
	17	Santa Clara	12/04/1985
4.	16	San Diego State	03/08/1989

RIVALRY RUNDOWN

• Utah is now 13-4 all-time vs. BYU in overtime games, including a 7-1 edge when games are at home, including a 3-0 edge inside the Jon M. Huntsman Center.

• Only 1 game has gone into double OT and two have gone into triple OT

• In the 265 games played so far in the heated rivalry, there have only been nine games where either team have reached the 100 points mark – which is in favor of the Cougars 5-4

OVERTIME GAMES VS. BYU

DATE	WINNER	SCORE	LOCATION
2/21/1913	Utah	29-26 (OT)	Salt Lake City
3/37/1927	BYU	40-34 (OT)	Salt Lake City
1/23/1931	Utah	52-51 (OT)	Provo
2/15/1935	Utah	50-46 (OT)	Salt Lake City
2/11/1955	BYU	76-74 (OT)	Provo
2/26/1959	Utah	76-74 (OT)	Provo
2/23/1963	Utah	106-100 (OT)	Salt Lake City
2/8/1964	Utah	91-89 (OT)	Salt Lake City
3/5/1983	Utah	64-62 (OT3)	Provo
1/14/1984	BYU	113-105 (OT2)	Provo
3/2/1985	Utah	86-85 (OT3)	Provo
3/8/1990	Utah	62-61 (OT)	El Paso, Texas
3/2/1991	Utah	72-71 (OT)	Provo
3/9/1991	BYU	51-49 (OT)	Laramie, Wyo.
1/27/2009	Utah	94-88 (OT)	Salt Lake City
12/4/2019	Utah	102-95 (OT)	Salt Lake City
1/18/2025	Utah	73-72 (OT)	Salt Lake City

100+ POINT GAMES IN RIVALRY

DATE	WINNER	SCORE	LOCATION
2/24/1962	Utah	106-101	Provo
2/23/1963	Utah	106-100 (OT)	Salt Lake City
2/20/1965	BYU	108-99	Salt Lake City
3/5/1966	BYU	115-100	Provo
2/6/1971	BYU	103-89	Provo
1/12/1974	Utah	104-86	Salt Lake City
1/14/1984	BYU	113-105 (OT2)	Provo
1/11/2011	BYU	104-79	Salt Lake City
12/4/2019	Utah	102-95 (OT)	Salt Lake City

LONG AWAITED

With Utah and BYU back in the same conference, Utah's win over its bitter in-state rivals made it two-straight for the first time since winning three-consecutive from 2013-15. Utah's win in the first of two conference games this season gave the Runnin' Utes their first victory over BYU in a conference match-up since Jan. 27, 2009, in Salt Lake City – a 94-88 affair in favor of the Utes in OT coincidentally.

RIVALRY UPGRADED

With the Utah and BYU rivalry back together as conference foes, here's how Utah has fared against BYU in league play through the century-plus rivalry.

Largest Margin of Victory (Overall AND Conference)

• Feb. 6, 1997 in SLC – 85-49 (36)

Largest Margin of Defeat (Overall AND Conference)

• Jan. 23, 1965 in Provo – 98-67 (31) – WAC
• March 10, 1994 in SLC (Delta Center) – 96-65 (31) – WAC

CONFERENCE YEARS RECORD

CONFERENCE	YEARS	RECORD
State	1908-17	6-12
Rocky Mountain	1925-37	25-29
Skyline	1937-62	33-24
Western Athletic	1962-99	41-38
Mountain West	1999-2011	13-14
Big 12	2024-Pres.	1-0

RANKED

CONFERENCE	HOME	AWAY	NEUTRAL	BYU	OT
State	4-5	2-7	--	--	1-0
Rocky Mountain	14-14	11-15	--	--	2-1
Skyline	18-11	14-13	--	2-2	1-1
Western Athletic	23-14	16-22	2-2	2-5	6-2
Mountain West	8-4	3-9	2-1	0-4	1-0
Big 12	1-0	--	--	--	1-0
TOTAL	68-48	46-66	4-3	4-11	12-4

FREE BASKETBALL

The Utah men's basketball team needed an extra five minutes against in-state rival BYU to hang onto its 73-72 rivalry win. As a program, the Runnin' Utes are now 61-47 (.570) all-time in overtime games and 27-15 (.643) when those games have been at home. Former Utah head coach Craig Smith was 2-2 in overtime games since taking over the helm in 2021-22.

DATE	OPPONENT	RESULT
Jan. 18, 2025	BYU	W, 73-72 (OT)
Feb. 8, 2024	#8/8 Arizona	L, 105-99 (30T)
Dec. 4, 2022	At Washington State	W, 67-65 (OT)
Jan. 29, 2022	At Washington	L, 77-73 (20T)

AUSAR SHINES IN RIVALRY BATTLE

Ezra Ausar shined in his first Utah vs. BYU rivalry game, going for a season-high and game-high 26 points on 11-of-15 shooting to go with 6 rebounds, 2 assists and 2 steals.

DEVIL IS IN THE DETAILS

After Saturday's match-up against Arizona State, Utah 6-1 all-time against Arizona State in the month of March and 3-1 when those games have been in conference play.

CONFERENCE YEARS RECORD

CONFERENCE	YEARS	RECORD
Western Athletic	1962-78	19-12
Pac-12	2011-24	11-11
Big 12	2024-Pres.	1-0

RANKED

CONFERENCE	H	A	N	ASU	OT
Western Athletic	11-4	8-8	0-0	0-5	0-0
Pac-12	6-4	4-7	1-0	1-1	1-1
Big 12	1-0	--	--	--	--
TOTAL	18-8	12-15	1-0	1-6	1-1



SAME, SAME, BUT DIFFERENT

The match-up between Utah and Arizona was the third conference the two programs have been a part of together. The two first played in the Western Athletic Conference (1962-78) together before linking back up from 2011-24 as members of the Pac-12 when Utah made the jump to a power conference. The Utes trail the all-time series 41-32 and also trail the Wildcats 35-21 in conference games after the loss in Tucson on Feb. 26.

CONFERENCE	YEARS	RECORD
Western Athletic	1962-78	17-15
Pac-12	2011-24	4-19
Big 12	2024-Pres.	0-1

CONFERENCE	RANKED				
	H	A	N	ARI	OT
Western Athletic	12-4	5-11	--	2-1	2-1
Pac-12	4-7	0-11	0-1	2-15	0-3
Big 12	--	0-1	--	0-1	--
TOTAL	16-11	5-23	0-1	4-17	2-4

WINS INSIDE MCKALE CENTER

McKale Center has been a house of horrors for the Utah basketball program, going just 2-19 all-time in there – including an 0-11 mark when the two were together in the Pac-12. Utah's two wins inside McKale Center below.

DATE	RESULT
Feb. 16, 1978	83-72
Dec. 6, 1986	68-67

UTES DOMINATE BOARDS

Utah dominated the battle of the boards against Kansas State, out-rebounding the Wildcats 51-28. In addition, the Utes also had a 21-6 advantage on the offensive glass. The last time Utah grabbed 21 offensive rebounds was last season against No. 8/8 Arizona in triple overtime. However, the last time Utah pulled down 21 offensive boards in a regulation game dated back to Dec. 28, 2013, against St. Katherine.

The +23 rebounding differential against Kansas was the first time Utah had out-rebounded an opponent by 20-plus boards since out-rebounding UCLA 50-28 (+22) last season and wound up handing the Bruins their second largest margin of defeat in program history 90-44.

ONE FOR THE BOOKS

With 1:58 left to go, Utah guard Gabe Madsen drilled his 288th career 3-pointer to break the school's all-time record that was once held by Nick Jacobson (287; 2000-04). The Rochester, Minn., product had already hit four triples from deep with 7:07 remaining in the first half hitting his fifth and record-breaking 3-pointer. Madsen continues to add to his new record with two games remaining in the regular-season.

CONGRATS PHIL!

Former Utah men's basketball forward Phil Cullen was honored at the NBA All-Star Breakfast with the Jerry Colangelo Award at the Palace Hotel in San Francisco.

The award is awarded to someone who exemplifies a life of leadership, character and faith, on the court, in the home and community. His life goes beyond basketball, making an impact on those he touches. This award is presented to someone in the NBA Community.

DOWN GOES THE JAYHAWKS

Some notes after Utah's upset over #17/20 Kansas on Saturday...

- First win over AP ranked opponent since defeating #14 BYU, 73-69, on Dec. 9, 2023
- First win over AP ranked opponent at home since defeating #14 BYU, 73-69, on Dec. 9, 2023
- First win over AP ranked conference opponent since defeating #4 Arizona, 81-66, on Dec. 1, 2022
- First win over #17 AP ranked opponent since defeating Oklahoma, 67-58, in the second round of the NCAA Tournament on March 19, 2005
- Snaps four-game losing-streak against #17 AP ranked opponents

ADVANTAGE, UTES

Utah took advantage of Kansas' miscues when the two battled it out, turning 12 turnovers into a 22-7 edge in points off turnovers. The 22 points off turnovers accounted for 29.7-percent of Utah's offense.

The Utes also dominated the glass against the Jayhawks to the tune of 46-36 in overall rebounds, but most importantly, it was the 16-6 difference on the offensive glass – which Utah turned in 14 points.

SOPHOMORES MAKING STRIDES

Utah's sophomores have been slowly improving as the season has gone on. In the last five games, Keanu Dawes has also made a steady incline, averaging 7.8 points and 7.4 rebounds off the bench for Utah. Meanwhile, his 7.4 boards per game is good for the team lead during that stretch. The 6-9 forward has also pulled down the third-most offensive boards (10) on the team during that five-game stretch, trailing Lawson Lovering (17) and Ezra Ausar (11).

Meanwhile, Jake Wahlin is averaging 5.0 points and 5.2 rebounds while shooting .500 (11-of-22) from the field. His 5.2 boards per game is good for fourth on the team.

BOMBS AWAY

Utah guard Gabe Madsen finally broke out of his slump against Cincinnati on the road. The 6-6 guard tied a career-high with eight 3-pointers versus his former team – which is tied for the second-most in a single-game ever at Utah. Meanwhile his 22 3-point field-goal attempts set a new single-game record for Utah and also set a new single-

game record at Fifth Third Arena record by any opponent or Cincinnati player.

HEAT CHECK

Through games on March 5, Gabe Madsen's eight 3-pointers at Cincinnati is tied for fourth-most in a single-game this season between Power 4 teams.

DATE	PLAYER	SCHOOL	OPP	3FGM
Jan. 21	Reyne Smith	Louisville	SMU	10
March 1	Miles Kelly	Auburn	Kentucky	9
Jan. 8	Brycen Goodine	Oklahoma	Texas A&M	9
Feb. 22	Chaz Lanier	Tennessee	Texas A&M	8
Feb. 11	Gabe Madsen	Utah	Cincinnati	8
Nov. 29	Tucker DeVries	West Virginia	Arizona	8

FROM BEYOND THE ARC

Through games on March 5, Gabe Madsen is fifth among Power 4 conference players with 90 triples+ triples

PLAYER	SCHOOL	CL	HT	POS	GP	3FGM
Reyne Smith	Louisville	Sr.	6-2	G	30	106
Chaz Lanier	Tennessee	Sr.	6-5	G	30	102
Isaac McKneely	Virginia	Jr.	6-4	G	30	93
Josh Hubbard	Miss State	So.	5-11	G	30	92
Gabe Madsen	Utah	Sr.	6-6	G	30	91

COUNTRY ROADS, TAKE ME HOME

Utah assistant coach Josh Eilert made his return to Morgantown on Saturday, Feb. 8, for the first time since joining the Runnin' Utes staff in June of 2024 and was welcomed with a standing ovation by the Mountaineer faithful during pregame introductions. Eilert spent 17 seasons with the Mountaineers in various capacities, including one season as the interim head coach in 2023-24.

TRUSTING THE PROCESS

Utah's Keanu Dawes has begun to settle into the rotation as Big 12 play progresses and has continually improved as the season has gone on. The sophomore recently led the team against West Virginia on the road by recording his second-career double-double after scoring 14 points on 4-of-7 shooting with 11 rebounds. In the last five games, Dawes is averaging 7.8 points with a 7.4 rebounding average while also shooting .538 from the floor.

WHERE IT ALL BEGAN

Gabe Madsen had a heck of a homecoming in his first and only game back in Cincinnati since opting out just two games into the season his freshman year. The 6-6 guard was just short of his career-high versus his former team, scoring 28 points behind a career-tying 8 made 3-pointers.

BIG MAN PASSING

Through games on March 5, Utah's Lawson Lovering is 1-of-5 players 7-0 or taller to average above 2.0 assists.



NAME	SCHOOL	YR	HT	GP	AST	APG
Danny Wolf	Michigan	Jr.	7-0	30	110	3.7
Amari Williams	Kentucky	Sr.	7-0	30	94	3.1
Lawson Loving	Utah	Sr.	7-1	25	69	2.7
Steven Crowl	Wisconsin	Gr.	7-0	30	76	2.5
Oumar Ballo	Indiana	RSr.	7-0	29	63	2.2

MAKING HIS PRESENCE KNOWN

Junior Ezra Ausar has been a consistent light for Utah, reaching double-figures in 8 of the last 10 games while averaging 14.9 points and 5.1 rebounds with 11 steals.

In the month of February, Ausar averaged 17.3 points and 5.3 boards with a .494 shooting clip for Utah.

DATE	OPPONENT	FG-FGA	FG%	REB	PTS
Feb. 1	at Oklahoma State	6-10	.600	3	18
Feb. 5	Colorado	3-6	.500	7	10
Feb. 8	at West Virginia	3-5	.600	3	6
Feb. 11	at Cincinnati	4-10	.400	2	8
Feb. 15	#17 Kansas	4-9	.444	8	12
Feb. 17	Kansas State	7-14	.500	8	21
Feb. 23	at UCF	7-10	.700	6	20
Feb. 26	at #22 Arizona	6-17	.353	5	18
March 1	Arizona State	7-10	.700	4	25
March 4	West Virginia	1-6	.167	5	11
TOTALS --		48-97	.495	51	149

ACADEMIC EXCELLENCE RECOGNITION

The Runnin' Utes had 11 student-athletes recognized for their hard work in the classroom while they were in the locker room at halftime in their game vs. Colorado. Utah's 11 honorees were named to the AD Honor Roll list for having a 3.0 GPA or better for the fall semester.

ENTER THE BUFFALOES

Utah and Colorado have now been a part of three different conferences – most recently being the Pac-12. In total, the Utes have an overall record of 18-25 against the Buffaloes in conference play and trails the all-time series 35-28 after its win on Feb. 5 as members of the Big 12 Conference.

CONFERENCE	YEARS	RECORD
Skyline (Mountain States)	1937-42	3-11
Pac-12	2011-24	14-14
Big 12	2024-Pres.	1-0

RANKED					
CONFERENCE	HOME	AWAY	NEUTRAL	COLO	OT
Skyline	2-5	1-6	--	--	--
Pac-12	10-3	4-9	0-2	0-1	0-1
Big 12	1-0	--	--	--	--
TOTAL	13-8	5-15	0-2	0-1	0-1

ALL BOARD THE KD EXPRESS

Utah sophomore Keanu Dawes had back-to-back breakout games, scoring 16 points in both of them to help the Utes secure wins against Oklahoma State and on the road against TCU. In those two instances, Dawes came off the bench and provided an electric spark on offense and defense for the Utes.

OPPONENT	FG-FGA	FG%	OREB	DREB	REB	PTS
Oklahoma State	8-10	.800	2	7	9	16
at TCU	7-10	.700	2	4	6	16

SNAPPED

Utah's 73-65 win over TCU handed the Horned Frogs their first loss at home this season and snapped a nine-game winning-streak inside Schollmaier Arena. Utah also picked up its first win against TCU on the road since Jan. 22, 2011, when the two were in the Mountain West Conference 75-62.

PROTECT THIS HOUSE

The Utes have protected their home court well the last three seasons, winning at least 10 games at home and have won 10-plus in 3-of-4 seasons under former head coach Craig Smith. Last year's squad won 17 games in the Jon M. Huntsman Center – which was the most since the 2013-14 team went 18-2. The 2024-25 team is finished 15-4 at home.

AUSAR ASCENDS

Ezra Ausar had an efficient night offensively for Utah and arguably his best game so far as a Ute at home against Oklahoma State. The Atlanta, Ga., product finished with a new season-high and game-high 21 points on 7-of-12 shooting and 4 boards on top of a 7-for-8 night at the line in just 17 minutes of action.

FIRST DUB

Utah picked up its first win ever as a member of the Big 12 Conference on Saturday, Jan. 11, against Oklahoma State at home. Below is a list of games needed before picking up a win as members of a new conference for Utah since the inception of the program.

State Conference – 3 Games

Rocky Mountain Conference – 1 Game

Skyline Conference – 2 Games

Western Athletic Conference – 1 Game

Mountain West Conference – 1 Game

Pac-12 Conference – 2 Games

Big 12 Conference – 4 Games

PERFECT NIGHT

Jake Wahlin's return to the starting line-up was nothing short of spectacular for the sophomore, who scored a career-high 16 points on the evening against Oklahoma State while shooting a perfect 1.000. The 6-10 forward went 5-for-5 from the field – three of which came from beyond the arc while also knocking down all three shots at the charity stripe.

DAWES DOES DAMAGE

Keanu Dawes was hot off the bench for Utah at home against Oklahoma State, scoring a season-high 16 points on 8-of-10 shooting and was just shy of a double-double with 9 rebounds and 4 assists. The 6-9 forward had a 70 second stretch he electrified the crowd with three-consecutive dunks on three-straight offensive possessions.

CONFERENCE HOME-OPENERS

Utah is now 18-8 since the turn of the century (1999-2000) in their home conference opening game. Of those 26 games the Utes were 1-3 against ranked teams and 1-1 in overtime games.

Record in MWC (1999-2011): 10-2

Record in Pac-12 (2011-24): 8-5

Record in Big 12 (2024-Pres): 0-1

vs. AP ranked teams

DATE	OPP	CONF	RESULT
Dec. 31, 2024	#25 Baylor	Big 12	L, 81-56
Dec. 1, 2022	#4 Arizona	Pac-12	W, 81-66
Jan. 4, 2018	#14 Arizona	Pac-12	L, 94-82
Jan. 2, 2014	#10 Oregon	Pac-12	L, 70-68 (OT)
Jan. 8, 2011	#6 San Diego State	MWC	L, 71-62

Overtime Games

DATE	OPP	CONF	RESULT
Jan. 2, 2014	#10 Oregon	Pac-12	L, 70-68 (OT)
Jan. 5, 2012	Washington State	Pac-12	W, 62-60 (OT)

NEW KIDS ON THE BLOCK

Last season, the newest additions to the Big 12 Conference went 2-2 in their conference openers and 3-5 overall on the "opening weekend" in their first two league games. This season, the new addition of the Big 12 Conference went 1-3 in their conference openers with Arizona securing the lone win over TCU, 90-81.

STARTING ANEW

Utah is now 3-4 all-time in its first game as members of a new conference.

SEASON	DATE	OPPONENT	CONF	RESULT
1908-09	01/23/09	at BYU	State	L, 32-9
1924-25	01/30/25	Utah State	RMAC	W, 33-29
1937-38	01/14/38	at Colorado	Skyline	L, 54-43
1962-63	01/11/63	at Arizona	WAC	W, 52-50 (OT)
1999-00	01/10/00	at SDSU	MWC	W, 70-55
2011-12	12/31/11	at Colorado	Pac-12	L, 73-33
2024-25	12/31/24	at #25 Baylor	Big 12	L, 81-56

STARTING LEAGUE PLAY

Since joining the power conference ranks (2011-12), the Runnin' Utes are 8-6 in its conference opening game and 2-5 when those games have been on the road. Utah's last road win to start league play came on Jan. 3, 2019, when it defeated Arizona State 86-86. Since 2011-12, Utah is 1-3 when it opens conference play against a ranked opponent and 0-2 when it's been on the road. It's also 0-3 when those conference-openers have gone into overtime and 0-1 when those OT games have been on the road.

Dec. 31, 2024 - at #25/21 Baylor - L, 81-56
Dec. 1, 2021 - at #20/18 USC - L, 93-73
Jan. 30, 2019 - at Arizona State - W, 86-86
Dec. 29, 2017 - at Oregon - W, 66-56





Jan. 1, 2016 – at Stanford – L, 70-68 [OT]
 Jan. 2, 2013 – at Arizona State – L, 55-54 [OT]
 Dec. 31, 2011 – at Colorado – L, 73-33

CHECKING OFF ANOTHER STATE

Utah checked off state No. 39 on Saturday, Feb. 8, when it battled West Virginia. It is the third state this season that Utah has traveled to and played in for the first time.

When the Utes and Iowa Hawkeyes squared off inside the Sanford Pentagon in Sioux Falls, S.D., it marked the 38th state that Utah has played in ever as a program. Earlier in November, Utah marked off state No. 37 when it faced off against Mississippi State in Southaven, Miss.

AMONG THE RANKED

Through games on March 1, here's how Gabe Madsen and Caleb Lohner's career numbers stack up against other active players in the NCAA.

GABE MADSEN

Career Total Points: 164th in DI (1,428)
Career 3FGM Per Game: 27th in DI (2.56 3FGM Per Game)
Career 3FGM: 21st in DI & 34th in NCAA (305 3FGM)
Career 3FGA: 16th in DI & 22nd in NCAA (837 3FGA)

CALEB LOHNER

Career Games Played: 59th in DI & 63rd in NCAA (152 GP)
Career Rebounds: 127th in DI & 265th in NCAA (656 Rebs)

ENTER ERICKSON

Utah guard Hunter Erickson had a great night off the bench for the Runnin' Utes against Radford, scoring 18 points on 5-of-7 shooting – four of which came from deep – to go with 3 rebounds and 3 assists to help the Utes get back in the win column. The 18 points was a new career-high for the Provo native at the Division I level. His previous high was 15 points against Hawai'i last season inside the Delta Center.

NO, YOU TAKE IT

The Utah men's basketball team has shared the ball well all season, picking up its ninth game with 20-plus assists against Arizona State

Alcorn State – 29
 Central Arkansas – 23
 Utah Tech – 24
 Mississippi Valley State 29
 Radford – 22
 Florida A&M – 25
 Iowa – 24
 Oklahoma State – 23
 Arizona State – 25

A Ute has now dished 5-plus assists 24 times this season.

Miro Little – 9
 Mike Sharavajamts – 9
 Gabe Madsen – 3

Hunter Erickson – 2
 Lawson Lovering – 2
 Keanu Dawes – 1

NON-CON ACTION

The Utes have had a successful non-conference slate under former head coach Craig Smith, going 32-12 during his tenure – including a 8-3 mark this season.

MADSEN X 2

Gabe Madsen was on a tear during the non-conference slate, averaging 18.5 points for the Utes. However, his twin brother, Mason has been a great spark for the Utes off the bench as well, averaging 12.5 points of his own during that stretch.

With 30 games in the books, the Madsen twins have accounted for 29.6-percent of the scoring offense for Utah. The two have also accounted for 138 of the 255 made 3-pointers for Utah this season – which is 54.1-percent of the team's total. Gabe has drained 91 while Mason and knocked down 47 triples. The next closest player on the team is Mike Sharavajamts with 35 made 3-pointers.

MY TURN

Utah guard Gabe Madsen has been the team's go-to scorer during non-con action, but twin brother Mason Madsen made a case for himself in Utah's final non-conference game of the year vs. Iowa when he poured in a new career-high 26 points on 6-of-11 shooting from 3-point range. He is now the fourth player this season to score 20-plus points in a game for Utah.

DOUBLE IT UP

Caleb Lohner made his Runnin' Utes appearance on Saturday, Dec. 7, vs. St. Mary's and is believed to be the only dual-sport athlete in the NCAA this season to play football and men's basketball. The Flower Mound, Texas, product scored 8 points with 5 rebounds on 4-of-9 shooting in his debut off the bench for Utah.

Lohner finished his lone football season at Utah with 4 touchdowns on 4 receptions for 54 total yards in 12 games. He also recorded a solo tackle and blocked field-goal.

UP NEXT

Utah will head to Kansas City for its first ever Phillips 66 Big 12 Championship next week. When the Utes will play and what day will be determined on Saturday at the conclusion of the regular-season.

BOARD MAN WINS

After pulling down 51 rebounds against Kansas State, the Utes have now recorded 50-plus rebounds in four games, tying the 2023-24 total. The last time Utah had 50-plus boards five times in a single-season was back during the 2016-17 season.

2024-25

DATE	OPPONENT	REBS	W/L
Nov. 7	Central Arkansas	51	W
Nov. 12	Queens	52	W
Nov. 22	Utah Tech	50	W
Feb. 17	Kansas State	51	W

2023-24

DATE	OPPONENT	REBS	W/L
Nov. 10	UC Riverside	52	W
Jan. 11	UCLA	50	W
Jan. 18	Oregon State	52	W
Feb. 8	#8/8 Arizona	57	L [30T]

2016-17

DATE	OPPONENT	REBS	W/L
Nov. 12	Northwest Nazarene	61	W
Nov. 15	Concordia [OR]	51	W
Nov. 18	Coppin State	54	W
Dec. 1	Montana State	51	W
Dec. 17	Prairie View A&M	52	W

AT THE CHARITY STRIPE

Utah attacked the defense relentlessly against Eastern Washington, shooting a total of 45 free-throws that afternoon – which was good for fourth-most in program history in a single-game.

RANK	DATE	OPPONENT	FTAs
1.	12/01/1969	Stanford	68
2.	11/08/2013	Evergreen State	48
	12/16/2000	Washington State	48
4.	11/30/2024	Eastern Washington	45
	11/20/2010	Weber State	45
6.	03/02/1996	at BYU	43

FOR THE STEAL

Utah opened the 2024-25 season recording 10-plus steals in back-to-back games for the first time since the 2020-21 season.

2024-25

DATE	OPP	STLS
11/4/24	Alcorn State	10
11/7/24	Central Arkansas	12

2024-25

DATE	OPP	STLS
12/8/20	Idaho State	10
12/12/20	at BYU	11

SEEING DOUBLE

You are not seeing double. Gabe Madsen is joined by his twin brother Mason Madsen this season as the two reunite for the first time since the two started their collegiate career at Cincinnati. The last time the two took the court together was in their high school playoff tournament that was cancelled due to COVID-19. The Madsen brothers are just 1-of-10 sets of twins playing on the same team in Division I basketball.





SCHOOL	PLAYERS	YEAR
Coppin State	Cam'Ron and Car'Ron Brown	JR
Delaware State	Kareem and Kasem Watson	JR
Elon	TK and TJ Simpkins	SO
Loyola (MD)	Milos and Veljko Ilic	SR
Michigan State	Brennan and Colin Walton	FR
Oakland	Chang and Jack Hoth	JR
Oral Roberts	Nevin and Naim Ibroci	FR
Pitt	Guillermo and Jorge Diaz Graham	JR
Utah	Gabe & Mason Madsen	5th
Valparaiso	Cooper and Carson Schwieger	SO

IT RUNS DEEP

The Red vs. Blue rivalry in the Beehive State has gone on for 115 consecutive years starting in 1909 and is just 1-of-4 rivalries that are still active in Division I basketball.

YEARS	OPPONENTS	FIRST YEAR	LAST YEAR
120*	Main vs. New Hampshire	1905	2024
119	Columbia vs. Yale	1902	2020
119	Princeton vs. Yale	1902	2020
118	Penn vs. Princeton	1903	2020
118*	Kansas vs. Kansas State	1907	2024
117	Columbia vs. Penn	1904	2020
117	Cornell vs. Penn	1904	2020
117	Idaho vs. Washington State	1906	2022
116*	Baylor vs. Texas	1909	2024
115*	Utah vs. BYU	1909	2024

*Active entering 2024-25 season

GABE MADSEN MOMENTS

With 20-plus points in the first three games of the year, Gabe Madsen became the first Runnin' Ute since Branden Carlson in 2022-23 to record 20-plus points in three-consecutive games.

GABE MADSEN

DATE	OPP	PTS
11/4/24	Alcorn State	27
11/7/24	Central Arkansas	25
1/12/24	Queens	24

BRANDEN CARLSON

DATE	OPP	PTS
1/14/23	at USC	21
1/19/23	Washington State	28
1/21/23	Washington	25

LEAVING THEIR MARK

The 2024-25 edition of the Runnin' Utes left their mark in the record books early. Utah first broke the single-game record for 3-pointers made in its season-opener with 19 triples. It then tied that mark once again against Central Arkansas in the second game of the year while also breaking the single-game record for 3-point attempts with 50.

EYEING THE BOARDS

With 30 games in the books, Utah has a pair of players on pace to reach 500 career rebounds in Ezra Ausar (460) and Lawson Lovering (472). Ausar entered this season with 321 career rebounds during his two seasons with ECU. Lovering entered this season with 348 career boards, 154 of which came last season in his first year as a Ute and 194 of which from his time at Colorado (2021-23).

ROAD TO 1000

Through 30 games this season, fifth-year transfer Mason Madsen sits at 904 career points. The "elder" Madsen twin has scored 205 points so far as a Runnin' Ute while his brother Gabe Madsen joined the 1k rank two games into the season against Central Arkansas and continues to climb the all-time scoring list at Utah.

HOME SWEET HOME

Utah protected its home court in November, going 6-0 for the month. Since the turn of the century, Utah has gone undefeated at home in the month of November 12 times with the 6-0 mark only matched in 2013-14.

YEAR	RECORD	YEAR	RECORD
2024-25	6-0**	2014-15	5-0**
2023-24	2-0	2013-14	6-0***
2019-20	3-0	2005-06	3-0
2018-19	2-0	2004-05	2-0
2017-18	4-0	2002-03	1-0
2015-16	3-0	2000-01	2-0

*Denotes number home games that were part of MTE hosted inside Jon M. Huntsman Center

1K KIND OF GUY

Utah guard Gabe Madsen joined an elite group of Runnin' Utes vs. Central Arkansas when he recorded both his 1,000th career point and 1000th career point as a Ute. The Rochester, Minn., product first joined the career 1k club at the 19:18 mark in the game on a baseline out of bounds play and then joined the 1k club at Utah on another lay-up at the 17:37 mark of the second half. Madsen joined the Utes with 3 points from his short stint at Cincinnati.

2-FOR-1 SPECIAL

Not only do teams have to prepare for Gabe Madsen this year, they'll also have to prepare for his twin - Mason Madsen. The twins have been deadly for the Utes so far, with Gabe drilling 91 threes on the year while Mason has knocked down 47.

DIMES A PLENTY

Utah has played great team basketball so far this season and currently tied for fifth in the country averaging 17.8 assists while its 533 dimes are third-most amongst teams that have played 30 games so far this season behind Akron (549) and UConn (535).

Among the 10 teams with 530-plus assists this season through games on March 5, Utah is 1-of-5 teams to have done so having played 30 games this season.

WHEN IT RAINS, IT POURS

Utah's season and home-opener vs. Alcorn State saw the team break the single-game record for most 3-pointers in a single-game with 19 on Nov. 4. The Madsen brothers led the charge, combining to go 11-for-19 from long range with Gabe knocking down 6-of-10 while Mason drained 5-of-9 off the bench. Keanu Dawes, Miro Little and Mike Sharavjamts each chipped in with two apiece while Jake Wahlin gave Utah its 19th triple of the night with 2:55 left to play.

The 19 triples were also the most by any Big 12 opponent since Baylor hit 19 against Mississippi Valley State on Dec. 23, 2023, before Kansas State hit 21 against Arkansas Pine Bluff on Dec. 1, 2024.

20 WIN SEASONS

After going 22-15 last season, Utah recorded its 40th season with 20-plus wins, tying it with Arizona, Marquette and St. John's. The 40 seasons with 20-plus wins is tied for 14th-most in the NCAA Division I men's basketball.

SEASONS	TEAM
67	Kentucky
64	North Carolina
58	Duke
53	UCLA
52	Kansas
49	Louisville
48	Western Kentucky
45	Villanova
44	NC State
43	BYU
43	Notre Dame
43	Syracuse
41	Cincinnati
40	Arizona
40	Marquette
40	St. John's (NY)
40	Utah

PROGRAM VICTORIES

The Utah men's basketball program record its 1900th victory after defeating Central Arkansas on Nov. 7 and became just the 15th school in NCAA Division I history to record 1900 wins.

RK	SCHOOL	WINS (Thru games on 3/5/25)
11	Purdue	1,950
12.	Indiana	1,949
13.	Cincinnati	1,928
14.	Illinois	1,926
15.	Texas	1,917
16.	Utah	1,914
	BYU	1,914

CRAIG SMITH ERA AT HOME

In the Craig Smith Era, the Runnin' Utes were 25-3 at home in non-conference play action after closing out the non-con home slate with a victory over Florida A&M.



HOME ON THE HILL

The Runnin' Utes finished last season 22-15 overall – which is the most wins since the 2017-18 squad went 23-12. Utah also finished the home slate 17-2 last year - which is the most wins at home since going 18-2 in 2013-14. Utah wrapped up the 2024-25 campaign 15-4 at home this season.

CENTURY MARK

The Utes hit the century mark in its season-opener for the second-straight year after Joul Karram found a diving Ayomide Bamsile for the two-handed jam with 33 second left in the game. The last time Utah scored 100-plus points in its season-opener back-to-back years dated back to the 2012-13 and 2013-14 season.

As a program, the Runnin' Utes are now 109-5 (.956) all-time when they've reached the century mark and 92-1 (.989) all-time when its happened at home.

2023-24

MBB def. Eastern Washington 101-66

WBB def. Mississippi Valley State 125-38

2024-25

MBB def. Alcorn State 100-59

WBB def. Southern Utah 105-52

GAMES PLAYED ALL-TIME

Gabe Madsen, Cole Bajema, Ben Carlson and Hunter Erickson finished the 2023-24 season with 37 games played each - which set the new program record for games played in a single-season. The 2023-24 season will also pass the 2015-16 and 1950-51 seasons for the most games played in a single year by a team.

105 AND COUNTING

Utah flamethrower Gabe Madsen broke the school's single-season 3-point record last season, finishing with 105 made triples. The 6-6 guard drained a straight-away 3-pointer and drew the foul with 4:00 on the clock against VCU to break Nick Jacobson's record of 99 set back in 2003-04.

His 105 made 3-pointers on the year tied him with four others for 21st most in the country last season.

PLAYER SPOTLIGHT: GABE & MASON MADSEN

By: Jacob Suomi

Gabe and Mason Madsen are two of the most connected people when they step on the court, knowing what each other is going to do before it even happens. This lethal link shines when it comes to knocking down shots from beyond the arc, but it also displays the bond they've shared throughout their lives.

The twins were born in Eau Claire, Wisconsin, sharing all of their core memories together as the two were inseparable.

"It's hard to even explain to people," Gabe said. "Especially when you play sport together, it's like the amount of time that we've spent together is insane. The things that we've instilled in each other, the amount of time we spend with each other, playing one-on-one, playing on the same team, it's just awesome. It's hard to really put into words what that relationship is, but it's special. I feel very lucky to have a twin. I want to have twins some day because I think it's such a cool relationship."

Gabe and Mason were surrounded by sports growing up, playing soccer, baseball, and basketball while their father Luke was their head coach since they were seven years old. The two brothers didn't start taking basketball seriously until they moved to Guangzhou, China for a year. Once returning to the United States, the two began their basketball rise. Mason and Gabe were always the top players on their team, spending their final three high school seasons at Mayo Senior High School in Rochester, Minn. Both Mason and Gabe recorded over 2,000 points during their time in high school and led the run to their school's first appearance in the Section One Class 4A Championship game since 2008. Preparing to play in their final high school game together, the title game was cancelled due to COVID-19, and their high school career had abruptly ended.

In their next step, the Madsen twins committed to the University of Cincinnati to begin their college careers. While the journey was uncharted territory for the two, their bond found some security through the unknown.

"It definitely made the transition a little bit easier, just having somebody that you've been around for a long time in a new situation like that. It was cool. It was the first time we got to be away from home with each other and have a little more freedom and whatnot," Gabe said.

While Mason spent two years with the Bearcats, Gabe only spent six months with the program before stepping away. Once the offseason hit, Gabe committed to the University of Utah to spend his final four years in Salt Lake City while Mason played another season with the Bearcats before spending his next two seasons at Boston College. After the two had been separated for nearly three and a half years, a door opened to bring the two together again. The goal was to bring Mason to Utah and after a year of speculation, the opportunity finally arrived.

"We always floated the idea around when we found out we would probably get that extra year because of COVID," Gabe said. "We thought it would be cool to finish it out together. I told Coach Smith the year before that my brother would be willing to come out here if he wanted. It just didn't really work out that year because we had already got some guys or whatnot. But then when the last season started to wrap up, [Coach Smith] just started to just float that idea back to me."

With their lone season in Salt Lake City together taking shape, the two sit first and second on the team in three-pointers made. In addition to leading the conference, Gabe also owns the school's 3-point record and currently sits at 299 as a Runnin' Ute while notching his 300th career triple in a win over Arizona State. While the product of their three-point game is exceptional, the work put into it is unseen.

"The special thing is that we both know how much went into it," Mason said. "Everyone else sees it and thinks we're great shooters, but we know there were so many days that would end in tears, when you're changing your shot and whatnot. I think that even being able to be here when [Gabe] broke the three-point record, I think that was so cool, and something we'll both remember forever. Just all the hours that went into it, I think that's mostly why it's so cool."

With senior day slated to mark Gabe and Mason's final home game with the Runnin' Utes, the fondest memories they'll never forget are those off the court.

"It's all the little stuff that's not even basketball, just being able to be with each other...Obviously, some of the basketball stuff is pretty special too, but being able to create some more memories together in our last year of college, it's like the little stuff we'll remember," Gabe said.

"I think being together like taking car rides together every single day and stuff like that," Mason said. "We would call each other every single day, but to be able to be back in person and not have to be as intentional about just spending time because it just happens, it's pretty cool."

The Madsen brothers will lead the charge in the final home game of their careers on Tuesday, March 4, As the Runnin' Utes host the West Virginia Mountaineers for their eighth meeting in program history.





2025 PHILLIPS 66 MEN'S BASKETBALL CHAMPIONSHIP

T-MOBILE CENTER | KANSAS CITY

TUESDAY
MARCH 11

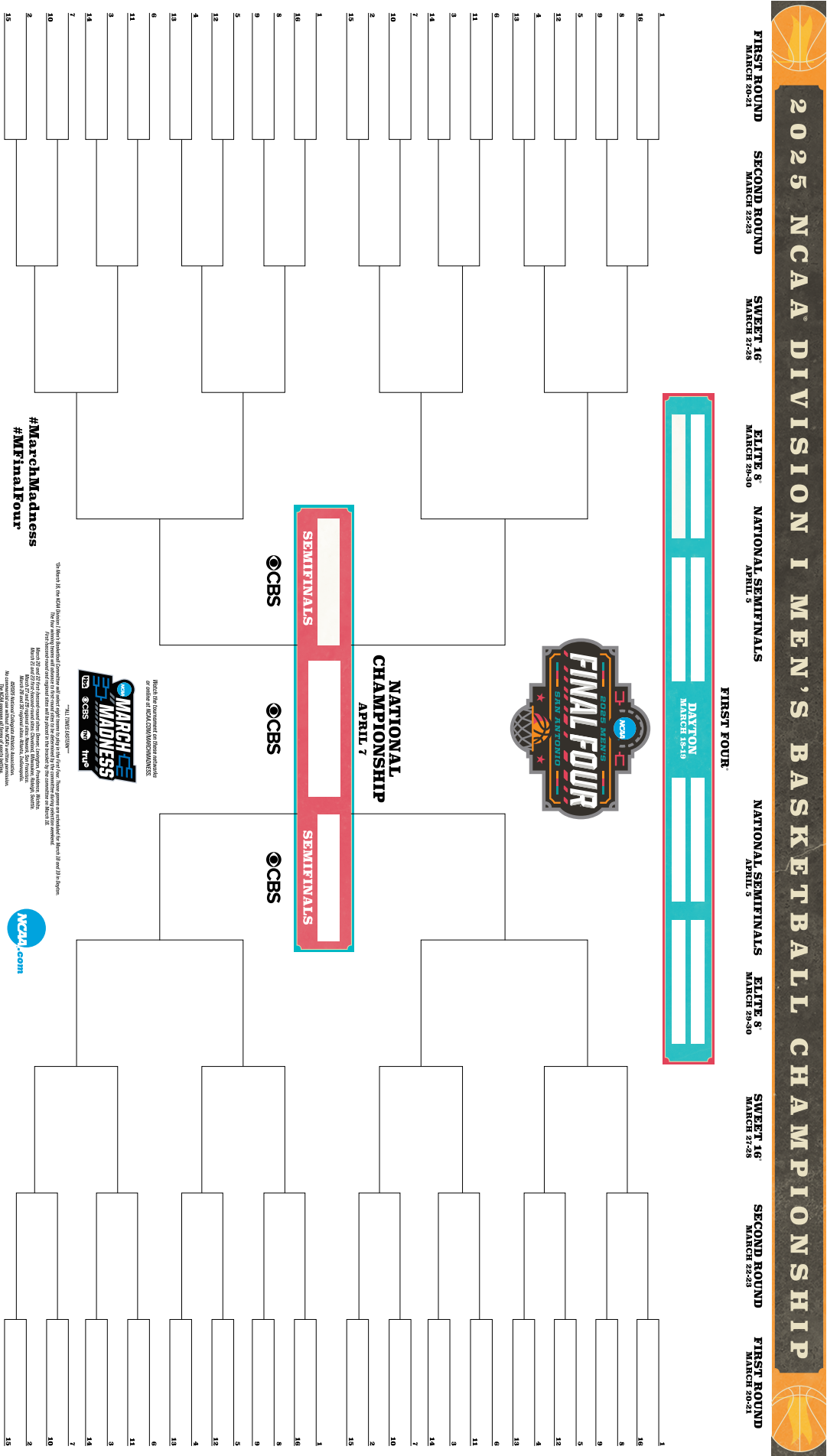
WEDNESDAY
MARCH 12

THURSDAY
MARCH 13

FRIDAY
MARCH 14

SATURDAY
MARCH 15





UTES IN THE NBA

Thru games on 3/1/2025

#18 - KYLE KUZMA

6-9 | 221 | Milwaukee Bucks | Utah 2014-17



2024-25	FG%	3P%	FT%	PPG	RPG	APG	BPG
	41.7	28.4	62.7	15.1	6.2	2.5	0.2
CAREER	FG%	3P%	FT%	PPG	RPG	APG	BPG
	44.9	33.4	72.4	17.1	6.4	2.7	0.5



#19 - JAKOB POELTL

7-0 | 260 | Toronto Raptors | Utah 2014-16



2024-25	FG%	3P%	FT%	PPG	RPG	APG	BPG
	61.0	0.0	65.3	14.0	9.9	2.8	1.2
CAREER	FG%	3P%	FT%	PPG	RPG	APG	BPG
	62.9	33.3	55.1	8.8	7.0	1.8	1.3



#0 - DELON WRIGHT

6-5 | 185 | New York Knicks | Utah 2013-15



2024-25	FG%	3P%	FT%	PPG	RPG	APG	SPG
	27.4	24.0	55.0	2.4	1.6	1.7	0.8
CAREER	FG%	3P%	FT%	PPG	RPG	APG	SPG
	44.6	34.8	79.9	6.7	3.0	3.0	1.2



#15 - BRANDEN CARLSON

7-0 | 220 | Oklahoma City Thunder / OKC Blue | Utah 2019-24



2024-25	FG%	3P%	FT%	PPG	RPG	APG	BPG
	48.7	45.2	100.0	2.8	1.4	0.3	0.3
CAREER	FG%	3P%	FT%	PPG	RPG	APG	BPG
	48.7	45.2	100.0	2.8	1.4	0.3	0.3



RUNNIN' UTES DRAFT HISTORY

YEAR	PLAYER	ROUND / OVERALL	TEAM	DEBUT
1947	Wat Misaka	/ 43rd^	New York Knicks	11/13/47
1948	Arnie Ferrin	/ 59th^	Minneapolis Lakers	11/28/48
1949	Vern Gardner	1st / 5th	Philadelphia Warriors	11/2/1949
1951	Glen Duggins	6th / 50th	Baltimore Bullets	
1952	Glen Smith	/ 87th	Philadelphia Warriors	
1956	Gary Bergen	2nd / 38th	New York Knicks	10/27/56
1956	Art Bunte	2nd / 39th	New York Knicks	
1958	Milt Kane	8th / 59th	New York Knicks	
1962	Billy McGill	1st / 1st	Chicago Zephros	10/24/62
1964	Doug Moon	13th / 94th	Baltimore Bullets	
1966	Jerry Changers	1st / 7th	Los Angeles Lakers	10/18/66
1966	George Fisher	6th / 51st	New York Knicks	
1968	Jeff Ockel	3rd / 24th	Seattle Supersonics	
1968	Merv Johnson	9th / 120th	Phoenix Suns	10/30/68*
1968	Walt Simon	12th / 149th	Seattle Supersonics	
1971	Mike Newlin	2nd / 24th	Houston Rockets	10/14/71
1971	Ken Gardner	5th / 82nd	Phoenix Suns	10/25/1975*
1972	Mark Soderberg	12th / 172nd	Phoenix Suns	
1974	Mike Sojourner	1st / 10th	Atlanta Hawks	10/22/74
1974	Tyrone Medley	5th / 79th	Atlanta Hawks	
1975	Luther Burden	2nd / 26th	New York Knicks	10/21/76
1976	Doug Terry	8th / 124th	Atlanta Hawks	
1977	Jack Jones	4th / 86th	Philadelphia 76ers	
1978	Buster Matheney	2nd / 28th	Houston Rockets	
1978	Jeff Judkins	2nd / 30th	Boston Celtics	10/13/78
1979	Greg Deane	4th / 67th	Utah Jazz	10/12/79
1979	Coby Leavitt	9th / 180th	Philadelphia 76ers	
1980	Coby Leavitt	6th / 134th	Phoenix Suns	
1981	Danny Vranes	1st / 5th	Seattle Supersonics	10/31/81
1981	Tom Chambers	1st / 8th	San Diego Clippers	10/31/81
1981	Karl Bankowski	6th / 116th	Dallas Mavericks	
1983	Pace Mannion	2nd / 43rd	Golden State Warriors	10/28/83
1983	Peter Williams	7th / 145th	Golden State Warriors	
1984	Chris Winans	8th / 177th	New Jersey Nets	
1993	Josh Grant	2nd / 43rd	Denver Nuggets	11/5/93
1993	Byron Wilson	2nd / 54th	Phoenix Suns	
1997	Keith Van Horn	1st / 2nd	Philadelphia 76ers	12/5/97
1998	Michael Doleac	1st / 12th	Orlando Magic	2/5/99
1999	Andrew Miller	1st / 8th	Cleveland Cavaliers	11/2/99
2000	Hanno Mottola	2nd / 40th	Atlanta Hawks	10/31/00
2005	Andrew Bogut	1st / 1st	Milwaukee Bucks	11/1/05
2015	Delon Wright	1st / 20th	Toronto Raptors	11/1/15
2016	Jakob Poeltl	1st / 9th	Toronto Raptors	10/26/16
2017	Kyle Kuzma	1st / 27th	Brooklyn Nets	10/19/17

*Denotes ABA Debut Date | ^Denotes BAA Draft

RUNNIN' UTES DRAFT HISTORY BY TEAM

Atlanta Hawks	4	Houston Rockets	2
Boston Celtics	1	Indiana Pacers	--
Brooklyn Nets	1	Los Angeles Clippers	--
Charlotte Hornets	--	Los Angeles Lakers	1
Chicago Bulls	--	Memphis Grizzlies	--
Cleveland Cavaliers	1	Miami Heat	--
Dallas Mavericks	1	Milwaukee Bucks	1
Denver Nuggets	1	Minnesota Timberwolves	--
Detroit Pistons	--	New Orleans Pelicans	--
Golden State Warriors	2	New York Knicks	6

FORMER NBA TEAMS

Oklahoma City Thunder	--	Baltimore Bullets	2
Orlando Magic	1	Chicago Zephros	1
Philadelphia 76ers	3	Minneapolis Lakers	1
Phoenix Suns	5	New Jersey Nets	1
Portland Trailblazers	--	Philadelphia Warriors	2
Sacramento Kings	--	San Diego Clippers	1
San Antonio Spurs	--	Seattle Supersonics	3
Toronto Raptors	2		
Utah Jazz	1		
Washington Wizards	--		



RECORD BREAKDOWN

	REC.	STREAK
Overall	16-14	L1
Home.....	15-4	L1
Away.....	1-8	L6
Neutral.....	0-2	L2
Conference	8-11	L1
Home.....	6-4	L1
Away.....	1-8	L6
Non-Conference	8-3	L1
Home.....	8-1	W2
Away.....	0-0	--
Neutral.....	0-2	L2
November	6-1	W3
Home.....	6-0	W6
Away.....	0-0	--
Neutral.....	0-1	L1
December	2-3	L2
Home.....	2-1	W2
Away.....	0-1	L1
Neutral.....	0-1	L1
January	4-4	W1
Home.....	3-2	W1
Away.....	1-2	L1
February	3-5	L2
Home.....	3-0	W3
Away.....	0-5	L5
March	1-1	L1
Home.....	1-1	L1
Away.....	0-0	--
Neutral.....	0-0	--
vs. Top-25 teams	1-4	L1
Playing on ESPN+	13-11	L1
Playing on TV	3-3	W3

PLAYER BREAKDOWNS

SCORED 10+ POINTS	2024-25	CAREER
Gabe Madsen.....	19	69
Ezra Ausar.....	18	55
Mason Madsen.....	10	30
Mike Sharavjams.....	10	27
Caleb Lohner.....	10	21
Keanu Dawes.....	11	19
Lawson Lovering.....	10	17
Hunter Erickson.....	2	9
Miro Little.....	6	6
Jake Wahlin.....	4	4
Zach Keller.....	1	3

SCORED 20+ POINTS	2024-25	CAREER
Gabe Madsen.....	10	18
Ezra Ausar.....	6	10
Mason Madsen.....	1	3
Lawson Lovering.....	1	2
Caleb Lohner.....	1	1

HAD 10+ REBOUNDS	2024-25	CAREER
Caleb Lohner.....	11	11
Ezra Ausar.....	1	7
Keanu Dawes.....	6	6
Lawson Lovering.....	2	3
Jake Wahlin.....	3	3
Miro Little.....	2	2
Gabe Madsen.....	1	1

HAD 5+ ASSISTS	2024-25	CAREER
Mike Sharavjams.....	9	21
Miro Little.....	9	9
Gabe Madsen.....	3	7
Hunter Erickson.....	2	5
Lawson Lovering.....	2	3
Caleb Lohner.....	2	2
Keanu Dawes.....	1	1
Mason Madsen.....	1	1

DOUBLE DOUBLES	2024-25	CAREER
Ezra Ausar.....	1	7
Keanu Dawes.....	4	4
Lawson Lovering.....	1	2
Caleb Lohner.....	1	2
Miro Little.....	1	1
Jake Wahlin.....	1	1
Gabe Madsen.....	1	1

TEAM POINTS LEADER	2024-25	CAREER
Gabe Madsen.....	16	35
Ezra Ausar.....	8	18
Caleb Lohner.....	7	4
Hunter Erickson.....	2	3
Lawson Lovering.....	2	3
Keanu Dawes.....	2	3
Mason Madsen.....	2	2
Zach Keller.....	1	1
Mike Sharavjams.....	1	1

TEAM REBOUNTING LEADER	2024-25	CAREER
Caleb Lohner.....	1	30
Ezra Ausar.....	4	14
Keanu Dawes.....	11	12
Lawson Lovering.....	6	11
Jake Wahlin.....	8	8
Miro Little.....	4	4
Mike Sharavjams.....	2	2
Gabe Madsen.....	1	2
Mason Madsen.....	1	1

UTAH WHEN...

	REC.	STREAK
Leading at the half.....	13-2	W5
Trailing at the half.....	2-12	L1
Tied at the half.....	1-0	W1
When Utah wins the tip.....	7-4	L3
When Utah loses the tip.....	9-10	W1
When Utah scores first.....	15-5	W1
When opponent scores first.....	1-9	L3
Games decided by 1-4 points.....	2-2	L2
Games decided by 5-9 points.....	4-4	W2
Games decided by 10-14 points.....	1-2	L2
Games decided by 15-19 points.....	1-2	L2
Games decided by 20-29 points.....	2-3	W2
Games decided by 30-39 points.....	4-1	L1
Games decided by 40+ points.....	2-0	W2
Opponent scores 100+ points.....	0-0	--
Opponent scores 90+ points.....	2-2	L2
Opponent scores 80-89 points.....	1-4	L4
Opponent scores 70-79 points.....	2-8	L1
Opponent scores 60-69 points.....	7-0	W7
Opponent scores 50-59 points.....	4-0	W4
Opponent scores 40-49 points.....	0-0	--
Opponent scores under 40 points.....	0-0	--

Utah has more rebounds.....	14-6	L1
Opponent has more rebounds.....	2-8	L4
Rebound totals are tied.....	0-0	--

Utah has more assists.....	13-6	W1
Opponent has more assists.....	3-6	L2
Assist totals are tied.....	0-2	L2

Utah has more steals.....	9-3	W2
Opponent has more steals.....	4-9	L4
Steal totals are tied.....	3-2	L1

Utah has more blocks.....	9-3	L1
Opponent has more blocks.....	5-9	L2
Block totals are tied.....	2-2	W1

Utah has more fouls.....	5-7	W1
Opponent has more fouls.....	9-4	L1
Foul totals are tied.....	2-2	L2

Utah has more Turnovers.....	4-10	L3
Opponent has more Turnovers.....	9-2	W2
Turnovers total is tied.....	3-2	W1

Utah has a better FG%.....	14-2	W1
Opponent has a better FG%.....	2-12	L2
Field Goal % is tied.....	0-0	--

Utah shoots > 40% in FGs.....	14-5	W1
Utah shoots < 40% in FGs.....	2-7	L2
Utah shoots 40% in FGs.....	0-2	L2
Opponent shoots > 40% in FGs.....	4-13	L1
Opponent shoots < 40% in FGs.....	11-1	W8
Opponent shoots 40% in FGs.....	1-0	W1

Utah wears black.....	2-3	L1
Utah wears red.....	0-4	L4
Utah wears white.....	8-3	L1
Utah wears throwback reds.....	1-3	L2
Utah wears throwback whites.....	5-1	W3

Playing on Sundays.....	0-2	L2
Playing on Mondays.....	2-0	W2
Playing on Tuesdays.....	4-4	L2
Playing on Wednesdays.....	2-2	L1
Playing on Thursdays.....	1-0	W1
Playing on Fridays.....	1-0	W1
Playing on Saturdays.....	6-6	W2

Playing Day Games.....	0-0	--
Playing Afternoon Games (12-3:59pm).....	2-4	L3
Playing Night Games (4pm or later).....	14-10	L1

THE LAST TIME UTAH...

Won at home.....	3/1/25, Arizona State (99-73)
Lost at home.....	3/4/25, West Virginia (76-61)
Won away.....	1/15/25, at TCU (73-65)
Lost away.....	2/26/25, at #22/21 Arizona (83-66)
Won neutral.....	3/13/24, vs. Arizona State (90-57) ¹
Lost neutral.....	12/21/24, vs. Iowa (95-88)
Won in OT.....	1/18/25, BYU (73-72, OT)
Lost in OT.....	1/29/22, at Washington (77-73, OT2) ¹
Won vs. a Top-25 team (H).....	2/15/25, #17/20 Kansas (74-67)
Won vs. a Top-25 team (A).....	3/21/18, at #25/23 Saint Mary's (67-58 OT) ²
Won vs. a Top-25 team (N).....	12/18/19, vs. #6/6 Kentucky (69-66) ³
Lost vs. a Top-25 team (H).....	2/8/24, #8/8 Arizona (105-99 3OT)
Lost vs. a Top-25 team (A).....	2/26/25, at #22/21 Arizona (83-66)
Lost vs. a Top-25 team (N).....	11/17/23, vs. #6/6 Houston (76-66) ⁴

9 players with 10+ points.....	11/8/19, MVSU
6 players with 10+ points.....	11/6/23, Eastern Washington
5 players with 10+ points.....	11/4/24, Alcorn State
4 players with 10+ points.....	3/1/25, Arizona State
3 players with 10+ points.....	3/4/25, West Virginia
Player with 20+ points.....	3/4/25, West Virginia
Player with 30+ points.....	3/24/24, vs. (3) Iowa ²
Player with 40+ points.....	3/7/24, at Oregon State
2 players with 20+ points.....	2/23/25, at UCF
	Gabe Madsen (23) and Ezra Ausar (20)

Won by 20-29 points.....	3/1/25, Arizona State (99-73)
Won by 30-39 points.....	12/17/24, Florida A&M (89-59)
Won by 40-49 points.....	11/26/24, Mississippi Valley State (94-48)
Won by 50+ points.....	11/8/19, Mississippi Valley State (143-49)
Lost by 20-29 points.....	1/7/25, at #3/3 Iowa State (82-59)
Lost by 30-39 points.....	1/18/25, at #7/5 Houston (70-36)
Lost by 40-49 points.....	3/3/12, at Oregon (94-48)

Scored 90-99 points.....	3/1/25, Arizona State (99)
Scored 100+ points.....	11/4/24, Alcorn State (100)
Made 30+ field goals.....	1/11/25, Oklahoma State (30)
Made 35+ field goals.....	3/1/25, Arizona State (35)
Made 40+ field goals.....	12/28/15, College of Idaho (42)
Made 50+ field goals.....	11/8/19, MVSU (57)
Shot 55%+ in FGs.....	3/1/25, Arizona State (.571)
Shot 60%+ in FGs.....	11/26/22, St. Thomas (.600)

Made 10+ 3-pointers.....	3/1/25, Arizona State (10)
Made 15+ 3-pointers.....	11/7/24, Central Arkansas (19)
Made 20+ free throws.....	3/4/25, West Virginia (22)
Made 25+ free throws.....	11/30/24, Eastern Washington (28)
Had 50+ rebounds.....	2/17/25, Kansas State (51)
Had 60+ rebounds.....	11/8/19, MVSU (68)
Had 15+ assists.....	2/23/25, at UCF (18)
Had 20+ assists.....	1/11/25, Oklahoma State (23)
Had 25+ assists.....	3/1/25, Arizona State (25)
Had 40+ assists.....	11/8/19, Mississippi Valley State (41)
Had 10+ steals.....	12/17/24, Florida A&M (11)
Had less than 10 TOs.....	3/1/25, Arizona State (6)
Had 20+ TOs.....	1/18/25, at #7/5 Houston (26)
Forced 20+ TOs.....	12/20/23, Bellarmine (23)
Had 10+ blocked shots.....	3/19/24, vs. UC Irvine (11) ²

THE LAST TIME A UTE...

Scored 30-34 points.....	31, Gabe Madsen vs. (3) Iowa (3/24/24) ²
Scored 35-39 points.....	35, Alfonso Plummer vs. Oregon State (3/11/20) ¹
Scored 40-49 points.....	40, Brandon Carlson at Oregon State (3/7/24)
Had 15+ Rebounds.....	15, Brandon Carlson vs. #8/8 Arizona (2/8/24)
Had 20+ rebounds.....	20, Andrew Bogut vs. New Mexico (1/22/05)
Had 10+ assists.....	12, Deivon Smith vs. VCU (3/27/24) ²
Had 5+ steals.....	6, Jake Wahlin vs. Central Arkansas (11/7/24)
Had 5+ blocks.....	5, Brandon Carlson vs. UC Irvine (3/19/24) ²
Made 10+ FGs.....	10, Gabe Madsen at Cincinnati (2/11/25)
Made 10+ FTs.....	11, Ezra Ausar vs. Arizona State (3/1/25)
Made 15+ FTs.....	17, Andrew Bogut vs. Colorado State (2/12/05)
Made 5+ 3FGs.....	5, Gabe Madsen vs. #17/20 Kansas (2/15/25)
Made 10+ 3FGs.....	11, Alfonso Plummer vs. Oregon State (3/11/20) ¹
Had a double-double.....	3/1/25, Arizona State (3/1/25)
	Keanu Dawes (15 points, 11 Rebounds)
Had 2 double-doubles.....	vs. UC Irvine (3/19/24) ²
	Brandon Carlson (21 points, 11 rebounds)
	Deivon Smith (13 points, 10 assists)
Had a triple-double.....	vs. VCU (3/27/24) ²
	Deivon Smith (15 points, 11 rebounds, 12 assists)
Had 2 triple-doubles.....	vs. Mississippi Valley State (11/8/19)
	Both Gach (12 points, 10 rebounds, 10 assists)
	Rylan Jones (10 points, 10 rebounds, 11 assists)

LEGEND

1-Pac-12 Tournament Game (Las Vegas, Nev.)

2-NIT Game

3-Neon Hoops Showcase (Las Vegas, Nev.)

4-Charleston Classic (Charleston, S.C.)



THE EILERT FILE

EDUCATION

Kansas State University, 2004
Bachelor's in Marketing
Kansas State University, 2007
Master's in College Student Personnel /
Intercollegiate Athletics

PERSONAL

Birth Date: December 2
Hometown: Beloit, Kan.
Wife: Brandi
Children: Sons Brendan and Tristan, and a daughter, Emri

COACHING EXPERIENCE

Years	Team	Position
2005-07	Kansas State	Graduate Assistant
2007-13	West Virginia	Video Coordinator
2013-17	West Virginia	Coordinator of Basketball Ops
2017-18	West Virginia	Interim Assistant Coach
2018-22	West Virginia	Assistant AD - Basketball Ops
2022-23	West Virginia	Assistant Coach
2023-24	West Virginia	Interim Head Coach
2024-25	Utah	Assistant Coach
Feb. 25 -	Utah	Interim Head Coach



JOSH EILERT

INTERIM HEAD COACH | KANSAS STATE '04
1ST SEASON AT UTAH

CAREER RECORD: 10-25 | UTAH RECORD: 1-2
NAMED INTERIM HEAD COACH ON FEB. 24, 2025

Josh Eilert began his first season with the Runnin' Utes in 2024-25 and before being named the interim head coach of the Utah men's basketball program on Feb. 24, 2025.

Eilert comes to Salt Lake City after spending the last 17 seasons at West Virginia (2007-24) in various capacities, most recently serving as the interim head coach for the 2023-24 season. During his time in Morgantown, the Mountaineers earned 11 NCAA Tournament berths – including a Final Four appearance in 2010 and five NCAA Sweet 16s.

In his time at WVU, Eilert has done a little bit of everything from working with the wings and post players, on and off-campus recruiting, scouting, film prep, scheduling, day-to-day internal operations, travel, camps, film exchange, fundraising and countless other special projects.

He was recognized by Silver Waves Media and named to its Top-50 Notable Division I Support Staff list in 2021.

The Kansas native officially moved into an assistant coach position for the 2022-23 season before being appointed the interim head coach for the 2023-24 season after the departure of long-time head coach Bob Huggins.

Prior to joining the Mountaineer staff, Eilert was a graduate assistant at his alma mater (Kansas State) from 2005-07. He spent his first season as a GA under his head coach Jim Wooldridge before serving under Huggins for the 2006-07 season.

Eilert played two seasons at K-State from 2002-04 after transferring in from Cloud County CC where he was a two-year letter winner and one-year starter. While in Manhattan, Eilert was a stalwart in the classroom earning Academic All-Big-12 as a senior with four-straight Big-12 Commissioner's Honor Roll selections and was honored with the Keith Amerson Academic Award. In addition, the former forward also earned KJCAA Academic All-America honors his sophomore year at Cloud County CC.

A native of Osborne, Kan., Eilert earned his bachelor's degree in marketing (2004) before obtaining his master's degree in college student personnel/intercollegiate athletics Kansas State in 2007.

He is married to his wife, Brandi, and have two sons, Brendan and Tristan, and a daughter, Emri.

COACHING CHRONOLOGY

YEAR	TEAM	POSITION	RECORD	PCT.	CONF.	PCT.	POSTSEASON	ROUND
2005-07	KANSAS STATE	GRADUATE ASSISTANT	--	--	--	--	--	--
2007-13	WEST VIRGINIA	VIDEO COORDINATOR	--	--	--	--	--	--
2013-17	WEST VIRGINIA	COORDINATOR OF MBB OPS	--	--	--	--	--	--
2017-18	WEST VIRGINIA	INTERIM ASSISTANT COACH	--	--	--	--	--	--
2018-22	WEST VIRGINIA	ASST. AD - BASKETBALL OPS	--	--	--	--	--	--
2022-23	WEST VIRGINIA	ASSISTANT COACH	--	--	--	--	--	--
2023-24	WEST VIRGINIA	INTERIM HEAD COACH	9-23	.281	4-14	.222	--	--
2024-25	UTAH	ASSISTANT COACH	--	--	--	--	--	--
FEB. 24 -	UTAH	INTERIM HEAD COACH	1-2	.333	1-2	--	--	--
TOTALS (AS INTERIM HEAD COACH)			10-25	.286	5-16	.238		



ROSTER INFORMATION

ROSTER BREAKDOWN

BY CLASS

5TH / TRANSFERS (4)

Hunter Erickson
Caleb Lohner
Mason Madsen
Gabe Madsen

SENIORS (2)

Brandon Haddock*
Lawson Lovering

JUNIORS (3)

Ezra Ausar
Mike Sharavjamts
Zach Keller

SOPHOMORES (4)

Miro Little
Brady Smith*
Keanu Dawes
Jake Wahlin

FRESHMEN/RS (4)

Ayomide Bamsile*
Jerry Huang*
Joul Karram
Ibi Traore

BY STATE/COUNTRY

COLORADO (1)

Zach Keller

FINLAND (1)

Miro Little

GEORGIA (1)

Ezra Ausar

ISRAEL (1)

Joul Karram

MALI (1)

Ibi Traore

MINNESOTA (2)

Gabe Madsen
Mason Madsen

MONGOLIA (1)

Mike Sharavjamts

NIGERIA (1)

Ayomide Bamsile*

TAIWAN (1)

Jerry Huang*

TEXAS (3)

Keanu Dawes
Brandon Haddock*
Caleb Lohner

UTAH (3)

Hunter Erickson
Brady Smith*
Jake Wahlin

WYOMING (1)

Lawson Lovering

* Walk-On

NUMERICAL ROSTER

NO.	NAME	HT.	WT.	POS.	YR.	HOMETOWN / HIGH SCHOOL / PREVIOUS SCHOOLS
0	Hunter Erickson	6-3	200	G	5th	Provo, Utah (Timpview HS / BYU / Salt Lake CC)
1	Miro Little	6-3	194	G	So.	Tampere, Finland (Sunrise Christian Academy / Baylor)
2	Ezra Ausar	6-8	238	F	Jr.	Atlanta, Ga. (Liberty Heights Athletics Institute / East Carolina)
5	Joul Karram	6-10	225	C	Fr.	Nazareth, Israel (Hakfar Hayarok)
6	Brady Smith*	6-1	175	G	So.	Logan, Utah (Green Canyon HS / Salt Lake CC)
8	Keanu Dawes	6-9	220	F	So.	Houston, Texas (Stratford HS / Rice)
9	Jerry Huang*	6-2	185	G	RFr.	Taipei, Taiwan (Wasatch Academy)
10	Jake Wahlin	6-10	212	F	So.	Provo, Utah (Timpview HS)
11	Caleb Lohner	6-7	250	F	5th	Flower Mound, Texas (Wasatch Academy / BYU / Baylor)
14	Brandon Haddock*	6-2	183	G	Sr.	Dallas, Texas (Carroll HS)
21	Ayomide Bamsile*	6-7	207	F	RFr.	Lagos, Nigeria (Montverde Academy [CA])
25	Mike Sharavjamts	6-9	195	G	Jr.	Ulaanbaatar, Mongolia (International Sports Academy / Dayton / San Francisco)
31	Ibi Traore	6-9	220	F	Fr.	Bamako, Mali (West Oaks Academy)
32	Zach Keller	6-10	235	F	Jr.	Highlands Ranch, Colo. (ThunderRidge HS / Wake Forest)
34	Lawson Lovering	7-1	245	F	Sr.	Cheyenne, Wyo. (Central HS / Colorado)
45	Mason Madsen	6-4	195	G	5th	Rochester, Minn. (Mayo Senior HS / Cincinnati / Boston College)
55	Gabe Madsen	6-6	200	G	5th	Rochester, Minn. (Mayo Senior HS / Cincinnati)

ALPHABETICAL ROSTER

NO.	NAME	HT.	WT.	POS.	YR.	HOMETOWN / HIGH SCHOOL / PREVIOUS SCHOOLS
2	Ezra Ausar	6-8	238	F	Jr.	Atlanta, Ga. (Liberty Heights Athletics Institute / East Carolina)
21	Ayomide Bamsile*	6-7	207	F	RFr.	Lagos, Nigeria (Montverde Academy [CA])
8	Keanu Dawes	6-9	220	F	So.	Houston, Texas (Stratford HS / Rice)
0	Hunter Erickson	6-3	200	G	5th	Provo, Utah (Timpview HS / BYU / Salt Lake CC)
14	Brandon Haddock*	6-2	183	G	Sr.	Dallas, Texas (Carroll HS)
9	Jerry Huang*	6-2	185	G	RFr.	Taipei, Taiwan (Wasatch Academy)
5	Joul Karram	6-10	225	C	Fr.	Nazareth, Israel (Hakfar Hayarok)
32	Zach Keller	6-10	235	F	Jr.	Highlands Ranch, Colo. (ThunderRidge HS / Wake Forest)
1	Miro Little	6-3	194	G	So.	Tampere, Finland (Sunrise Christian Academy / Baylor)
11	Caleb Lohner	6-7	250	F	5th	Flower Mound, Texas (Wasatch Academy / BYU / Baylor)
34	Lawson Lovering	7-1	245	F	Sr.	Cheyenne, Wyo. (Central HS / Colorado)
55	Gabe Madsen	6-6	200	G	5th	Rochester, Minn. (Mayo Senior HS / Cincinnati)
45	Mason Madsen	6-4	195	G	5th	Rochester, Minn. (Mayo Senior HS / Cincinnati / Boston College)
25	Mike Sharavjamts	6-9	195	G	Jr.	Ulaanbaatar, Mongolia (International Sports Academy / Dayton / San Francisco)
6	Brady Smith*	6-1	175	G	So.	Logan, Utah (Green Canyon HS / Salt Lake CC)
31	Ibi Traore	6-9	220	F	Fr.	Bamako, Mali (West Oaks Academy)
10	Jake Wahlin	6-10	212	F	So.	Provo, Utah (Timpview HS)

COACHING STAFF

Name	Position	Experience	Alma Mater
Josh Eilert	Interim Head Coach	1st Season	Kansas State (2004)
David Evans	Assistant Coach	1st Season	BYU-Hawaii (2000)
Loren "Lo" Leath	Assistant Coach	1st Season	Sacramento State (2009)
Tyler Larson	Assistant Coach/Dir. of Player Personnel	2nd Season	South Dakota (2015)
Justin "JJ" Johnson	Assistant Coach	4th / 1st Season	North Dakota State (2003)
Mike Summey	General Manager	1st Season	NC State (1997)
Carter Stevens	Director of Scouting/Video	1st Season	Dubuque (2022)
Landon Smith	Director of Operations/Administration	1st Season	Utah State (2024)
Triston Simpson	Special Assistant to the Head Coach	1st Season	South Dakota (2020)
Logan Ogden	MBB Director of Sports Performance	4th Season	Northwestern College (2011)
Trevor Jameson	Director of Sports Medicine	26th Season	BYU (1995)

PRONUNCIATION GUIDE

Ezra Ausar	uh-SAR	Joul Karram	jewel KAH-RAHM
Ayomide Bamsile	eye-oh-ME-day BAH-MEE-shah-luh	Miro Little	MEER-row
Keanu Dawes	key-on-new	Mike Sharavjamts	shar-rahv-jomps
Josh Eilert	eye-lert	Mike Summey	sum-me
Brandon Haddock	HAD-DOCK	Ibi Traore	ee-bee trah-OR-ree
Jerry Huang	hwong	Jake Wahlin	wah-LEEN





2024-25 PRESEASON QUICK FACTS

GENERAL

Location	Salt Lake City, Utah
Metro Population	1,257,936
Elevation	4,657 feet above sea level
President	Dr. Taylor Randall
Athletics Director	Mark Harlan
Faculty Athletic Representative	Jason Burrow-Sanchez
Founded	1850
Enrollment	36,881
Conference	Big 12
Nickname	Utes/Runnin' Utes (MBB only)
Colors	Utah Red [R: 190 - G: 0 - B: 0]
Mascot	"Swoop" (Red-Tailed Hawk)

DEPARTMENT PHONE NUMBERS

Athletics Department	801.581.8171
Athletic Communications Main Line	801.581.3510
SID Fax	801.581.4358
Press Row Phone	801.581.6657
Ticket Office Phone	801.581.UTIX (8849)
Tickets Online	www.UtahTickets.com

BASKETBALL STAFF

Interim Head Coach	Josh Eilert (Kansas State, 2004)
Record at Utah	0-0 (1st seasons)
Career Record	9-23 (1 season)
Assistant Coaches	David Evans (BYU-Hawaii, 2000)
	Loren "Lo" Leath (Sacramento State, 2008)
	Justin Johnson (North Dakota State, 2003)
/ Director of Player Personnel	Tyler Larson (South Dakota, 2015)
/ Director of Recruiting	TBD
General Manager	Mike Summey (NC State, 1997)
Director of Scouting/Video	Carter Stevens (Dubuque, 2022)
Director of Admin and Ops	Landon Smith (Utah State, 2024)
Special Assistant to the HC	Triston Simpson (South Dakota, 2020)
MBB Director of Sports Performance	Logan Ogden (Northwestern College, 2011)
Head Athletics Trainer	Trevor Jameson (BYU, 1995)
Creative Content Manager	Michael Tamayo (UNC Charlotte, 2016)
Office Phone	385-547-4454
X/Twitter	@UtahMBB
Instagram	@utahmbb
Facebook	/UtahMBB

FACILITY

Arena	Jon M. Huntsman Center
Capacity	15,000
Huntsman Center Record	686-180 (.792)
2023-24 Home Record	17-2
Press Row Phone Number	801.581.6657

TEAM INFORMATION

2023-24 Record	22-15
2023-24 Pac-12 Record (Finish)	9-11 (6th)
2023-24 Postseason	NIT Semifinals
Starters Returning/Lost	3 / 2
Minutes Returning/Lost	2,726 (.365) / 4,749
Points Returning/Lost	927 (.318) / 1,988
Rebounds Returning/Lost	382 (.266) / 1,056
Assists Returning/Lost	234 (.358) / 420

BASKETBALL HISTORY

Started Basketball/Years	1908-09 / 116
All-Time Record	1,898-1,084 (.636)
Last NCAA Appearance	2016 / 2nd Round
NCAA Appearances/Record	29 / 38-32
Last NIT Appearance	2024
NIT Appearances/Record	15 / 18-14
CBI Appearances/Record	1 / 1-1

ATHLETICS COMMUNICATIONS

Main Phone	801.581.3510
Fax	801.581.4358
Associate Director/MBB Contact	John Vu
E-Mail	jvu@huntsman.utah.edu
Cell	714.728.9163
X/Twitter	@Vuuster
Mailing Address	1825 E South Campus Dr. Salt Lake City, UT 84112



AP POLL

WEEK 18 (March 3)

RK.	TEAM	RECORD	PTS	PREV
1	Auburn (61)	27-2	1525	1
2	Duke	26-3	1458	2
3	Houston	25-4	1396	4
4	Tennessee	24-5	1326	5
5	Florida	25-4	1247	3
6	St. John's	26-4	1179	7
7	Alabama	23-6	1176	6
8	Michigan State	24-5	1165	8
9	Texas Tech	22-7	947	10
10	Iowa State	22-7	918	9
11	Clemson	24-5	905	13
12	Wisconsin	22-7	815	11
13	Maryland	22-7	628	16
14	Louisville	23-6	606	19
15	Missouri	21-8	603	14
16	Memphis	24-5	560	18
17	Michigan	22-7	494	15
18	Purdue	20-9	454	20
19	Kentucky	19-10	417	17
20	Marquette	22-7	409	21
21	Saint Mary's	27-4	399	23
22	Texas A&M	20-9	364	12
23	BYU	21-8	287	25
24	Arizona	19-10	162	22
25	Mississippi State	20-9	87	24

Others receiving votes: VCU 85, Vanderbilt 78, Oregon 37, Drake 18, UC San Diego 17, Illinois 16, Ole Miss 13, UCLA 8, Gonzaga 8, Kansas 5, High Point 4, UConn 4, New Mexico 2, Creighton 2, Akron 1.

USA TODAY COACHES POLL

WEEK 18 (March 3)

RK.	TEAM	RECORD	PTS	PREV
1.	Auburn (30)	27-2	774	1
2.	Duke (1)	26-3	737	2
3.	Houston	25-4	707	4
4.	Tennessee	24-5	671	5
5.	Florida	25-4	653	3
6.	St. John's	26-4	612	7
7.	Michigan State	24-5	587	8
8.	Alabama	23-6	566	6
9.	Texas Tech	22-7	504	10
10.	Iowa State	22-7	484	9
11.	Clemson	24-5	442	14
12.	Wisconsin	22-7	391	12
13.	Louisville	23-6	365	17
14.	Maryland	22-7	341	15
15.	Michigan	22-7	288	13
16.	Memphis	24-5	272	18
17.	Saint Mary's	27-4	262	20
18.	Purdue	20-9	257	19
19.	Missouri	21-8	236	16
20.	Marquette	22-7	204	22
21.	Texas A&M	20-9	169	11
22.	BYU	21-8	127	RV
23.	Arizona	19-10	91	21
24.	Kentucky	19-10	88	23
25.	VCU	24-5	54	RV

Schools Dropped Out: No. 24 Mississippi State; No. 25 Creighton.

Others receiving votes: Mississippi State 38; New Mexico 24; Creighton 24; UC San Diego 21; Vanderbilt 17; Gonzaga 17; Oregon 14; UConn 10; Drake 10; UCLA 9; Illinois 6; Ole Miss 2; Boise State 1.

ALL-TIME SERIES RECORD (2024-25 OPPONENTS ONLY)

Opponent	Home	Away	Neau	Overall	Last
Alcorn State	1-0	0-0	0-0	1-0	11/4/24
Arizona	23-13	8-25	1-3	32-41	2/26/25
Arizona State	21-9	13-17	3-2	37-28	3/1/25
Baylor	3-1	0-1	0-0	3-2	1/25/25
BYU	78-52	48-75	5-7	131-134	1/18/25
Central Arkansas	2-0	0-0	0-0	2-0	11/7/24
Cincinnati	2-0	0-3	0-1	2-4	2/11/25
Colorado	19-10	8-23	1-2	28-35	2/5/25
Eastern Washington	3-0	0-0	0-0	3-0	11/30/24
Florida A&M	2-0	0-0	0-0	2-0	12/17/24
Houston	0-0	0-1	0-2	0-3	1/22/25
Iowa	1-0	0-0	1-1	2-1	12/21/24
Iowa State	0-0	0-2	2-0	2-2	1/7/25
Kansas	1-0	0-0	0-2	1-2	2/5/25

Opponent	Home	Away	Neau	Overall	Last
Kansas State	1-1	0-1	1-0	2-2	2/17/25
Mississippi State	0-0	0-0	0-3	0-3	11/17/24
Mississippi Valley State	4-0	0-0	0-0	4-0	11/8/19
Oklahoma State	2-1	0-2	0-2	2-5	2/1/25
Queens	1-0	0-0	0-0	1-0	11/12/24
Radford	1-0	0-0	0-0	1-0	12/14/24
St. Mary's	10-2	3-1	3-1	16-4	12/7/24
TCU	9-2	6-2	2-2	17-6	1/15/25
Texas Tech	1-2	1-1	2-1	4-4	1/4/25
UCF	0-0	0-1	0-1	0-2	2/23/25
Utah Tech	3-0	0-0	0-0	3-0	1/9/08
West Virginia	1-1	0-1	5-0	6-2	3/4/25
TOTAL	189-94	87-156	26-30	302-280	

-2024-25 games included



2024-25 RESULTS / GAME LEADERS

Game Records

Record	Overall	Home	Away	Neutral
ALL GAMES	16-14	15-4	1-8	0-2
CONFERENCE	8-11	7-3	1-8	0-0
NON-CONFERENCE	8-3	8-1	0-0	0-2

Team Results

Date	Opponent		Score	Att.	High Points	High Rebounds
11/04/2024	Alcorn	W	100-59	6785	(27) MADSEN, Gabe	(6) AUSAR, Ezra (6) WAHLIN, Jake (6) DAWES, Keanu
11/07/2024	Central Ark.	W	98-63	6722	(25) MADSEN, Gabe	(11) DAWES, Keanu
11/12/2024	Queens (NC)	W	96-65	6757	(24) MADSEN, Gabe	(11) AUSAR, Ezra
11/17/2024	vs Mississippi St.	L	73-78	2595	(15) AUSAR, Ezra	(12) DAWES, Keanu
11/22/2024	Utah Tech	W	84-53	6969	(19) MADSEN, Gabe	(11) LITTLE, Miro
11/26/2024	Mississippi Val.	W	94-48	6604	(27) MADSEN, Gabe	(7) LOVERING, Lawson
11/30/2024	Eastern Wash.	W	88-80	7064	(28) MADSEN, Gabe	(8) LOVERING, Lawson (8) LITTLE, Miro
12/07/2024	Saint Mary's (CA)	L	63-72	7435	(15) MADSEN, Gabe	(10) LITTLE, Miro
12/14/2024	Radford	W	81-63	7370	(18) ERICKSON, Hunter	(5) MADSEN, Gabe
12/17/2024	Florida A&M	W	89-59	6699	(15) MADSEN, Mason (15) SHARAVJAMTS, Mike	(5) LOVERING, Lawson (5) WAHLIN, Jake
12/21/2024	vs Iowa	L	88-95	3367	(26) MADSEN, Mason	(6) MADSEN, Mason
12/31/2024	at Baylor	L	56-81	7500	(13) ERICKSON, Hunter	(7) LOHNER, Caleb
01/04/2025	Texas Tech	L	65-93	7798	(12) KELLER, Zach	(5) DAWES, Keanu
01/07/2025	at Iowa St.	L	59-82	13496	(20) MADSEN, Gabe	(6) LOVERING, Lawson
01/11/2025	Oklahoma St.	W	83-62	7922	(21) AUSAR, Ezra	(9) DAWES, Keanu
01/15/2025	at TCU	W	73-65	5459	(17) MADSEN, Gabe	(11) WAHLIN, Jake
01/18/2025	BYU	Wot	73-72	15558	(26) AUSAR, Ezra	(9) WAHLIN, Jake
01/22/2025	at Houston	L	36-70	7035	(8) MADSEN, Gabe	(9) DAWES, Keanu
01/25/2025	Baylor	L	61-76	8311	(19) AUSAR, Ezra	(8) LITTLE, Miro
01/28/2025	Cincinnati	W	69-66	7570	(18) MADSEN, Gabe	(9) DAWES, Keanu
02/01/2025	at Oklahoma St.	L	72-81	7040	(18) AUSAR, Ezra	(5) SHARAVJAMTS, Mike (5) WAHLIN, Jake
02/05/2025	Colorado	W	72-59	7581	(17) MADSEN, Gabe	(7) AUSAR, Ezra
02/08/2025	at West Virginia	L	61-72	13166	(14) DAWES, Keanu	(11) DAWES, Keanu
02/11/2025	at Cincinnati	L	75-85	10510	(28) MADSEN, Gabe	(7) WAHLIN, Jake
02/15/2025	Kansas	W	74-67	11056	(24) MADSEN, Gabe	(12) WAHLIN, Jake
02/17/2025	Kansas St.	W	74-69	7537	(21) AUSAR, Ezra	(10) LOVERING, Lawson
02/23/2025	at UCF	L	72-76	6379	(23) MADSEN, Gabe	(6) AUSAR, Ezra (6) WAHLIN, Jake
02/26/2025	at Arizona	L	66-83	14264	(18) AUSAR, Ezra (18) DAWES, Keanu	(10) LOVERING, Lawson (10) DAWES, Keanu
03/01/2025	Arizona St.	W	99-73	8780	(25) AUSAR, Ezra	(11) DAWES, Keanu
03/04/2025	West Virginia	L	69-71	7763	(23) MADSEN, Gabe	(6) SHARAVJAMTS, Mike (6) DAWES, Keanu



2024-25 CUMULATIVE STATISTICS

Game Records

Record	Overall	Home	Away	Neutral
ALL GAMES	16-14	15-4	1-8	0-2
CONFERENCE	8-11	7-3	1-8	0-0
NON-CONFERENCE	8-3	8-1	0-0	0-2

Score by Periods

Team	1st	2nd	OT	TOT
Utah	1052	1202	9	2263
Opponents	1007	1123	8	2138

Team Box Score

No.	Player				Total		3-Point		F-Throw		Rebounds											
		GP-GS	MIN	AVG	FG-FGA	FG%	3FG-3FGA	3FG%	FT-FTA	FT%	OFF	DEF	TOT	AVG	PF	DQ	A	TO	BLK	STL	PTS	AVG
55	MADSEN, Gabe	30-30	884:06	29.5	148-386	.383	91-277	.329	78-91	.857	5	70	75	2.5	43	0	76	57	3	27	465	15.5
2	AUSAR, Ezra	29-28	660:41	22.8	120-234	.513	1-12	.083	118-187	.631	56	83	139	4.8	75	1	26	51	11	26	359	12.4
34	LOVERING, Lawson	25-25	592:44	23.7	85-155	.548	0-2	.000	42-106	.396	56	68	124	5.0	63	2	69	40	24	10	212	8.5
8	DAWES, Keanu	28-0	487:59	17.4	75-123	.610	11-32	.344	51-70	.729	50	116	166	5.9	52	2	27	27	13	14	212	7.6
25	SHARAVJAMTS, Mike	30-26	670:29	22.3	81-189	.429	35-103	.340	27-42	.643	21	80	101	3.4	63	1	83	40	21	20	224	7.5
45	MADSEN, Mason	28-5	420:37	15.0	71-178	.399	47-122	.385	16-23	.696	12	56	68	2.4	31	0	36	23	4	18	205	7.3
10	WAHLIN, Jake	30-20	702:54	23.4	69-146	.473	23-64	.359	21-34	.618	47	106	153	5.1	68	1	42	22	21	23	182	6.1
1	LITTLE, Miro	30-12	528:38	17.6	46-141	.326	19-71	.268	36-47	.766	17	79	96	3.2	41	0	93	44	5	26	147	4.9
0	ERICKSON, Hunter	30-2	548:22	18.3	34-84	.405	24-65	.369	20-22	.909	10	38	48	1.6	39	0	46	26	9	17	112	3.7
11	LOHNER, Caleb	21-2	211:56	10.1	28-51	.549	0-3	.000	5-16	.313	12	29	41	2.0	29	1	15	17	4	5	61	2.9
32	KELLER, Zach	25-0	236:28	9.5	26-47	.553	4-13	.308	6-16	.375	15	19	34	1.4	37	0	15	12	1	4	62	2.5
21	BAMISILE, Ayomide	6-0	14:48	2.5	4-5	.800	0-0	.000	0-0	.000	1	1	2	0.3	1	0	0	0	0	1	8	1.3
5	KARRAM, Joul	8-0	28:51	3.6	2-3	.667	0-0	.000	1-2	.500	4	7	11	1.4	6	0	3	2	0	0	5	0.6
9	HUANG, Jerry	9-0	18:47	2.1	2-5	.400	0-2	.000	1-2	.500	1	1	2	0.2	0	0	1	0	0	0	5	0.6
6	SMITH, Brady	9-0	17:40	2.0	2-9	.222	0-2	.000	0-1	.000	0	1	1	0.1	0	0	1	0	0	0	4	0.4
Team											59	62	121					12				
Total		30	6025		793-1756	.452	255-768	.332	422-659	.640	366	816	1182	39.4	548	8	533	373	116	191	2263	75.4
Opponents		30	6025		744-1798	.414	240-712	.337	410-586	.700	326	710	1036	34.5	541	11	386	325	135	218	2138	71.3

Team Statistics

	UTAH	OPP
Scoring	2263	2138
Points per game	75.4	71.3
Scoring margin	+4.2	-
Field goals-att	793-1756	744-1798
Field goal pct	.452	.414
3 point fg-att	255-768	240-712
3-point FG pct	.332	.337
3-pt FG made per game	8.5	8.0
Free throws-att	422-659	410-586
Free throw pct	.640	.700
F-Throws made per game	14.1	13.7
Rebounds	1182	1036
Rebounds per game	39.4	34.5
Rebounding margin	+4.9	-
Assists	533	386
Assists per game	17.8	12.9
Turnovers	373	325
Turnovers per game	12.4	10.8
Turnover margin	-1.6	-
Assist/turnover ratio	1.4	1.2
Steals	191	218
Steals per game	6.4	7.3
Blocks	116	135
Blocks per game	3.9	4.5
Winning streak	0	-
Home win streak	0	-
Attendance	152281	84849
Home games-Avg/Game	19-8015	9-9428
Neutral site-Avg/Game	-	2-2981

Team Results

Date	Opponent		Score	Att.
11/04/2024	Alcorn	W	100-59	6785
11/07/2024	Central Ark.	W	98-63	6722
11/12/2024	Queens (NC)	W	96-65	6757
11/17/2024	vs Mississippi St.	L	73-78	2595
11/22/2024	Utah Tech	W	84-53	6969
11/26/2024	Mississippi Val.	W	94-48	6604
11/30/2024	Eastern Wash.	W	88-80	7064
12/07/2024	Saint Mary's (CA)	L	63-72	7435
12/14/2024	Radford	W	81-63	7370
12/17/2024	Florida A&M	W	89-59	6699
12/21/2024	vs Iowa	L	88-95	3367
12/31/2024	at Baylor	L	56-81	7500
01/04/2025	Texas Tech	L	65-93	7798
01/07/2025	at Iowa St.	L	59-82	13496
01/11/2025	Oklahoma St.	W	83-62	7922
01/15/2025	at TCU	W	73-65	5459
01/18/2025	BYU	Wot	73-72	15558
01/22/2025	at Houston	L	36-70	7035
01/25/2025	Baylor	L	61-76	8311
01/28/2025	Cincinnati	W	69-66	7570
02/01/2025	at Oklahoma St.	L	72-81	7040
02/05/2025	Colorado	W	72-59	7581
02/08/2025	at West Virginia	L	61-72	13166
02/11/2025	at Cincinnati	L	75-85	10510
02/15/2025	Kansas	W	74-67	11056
02/17/2025	Kansas St.	W	74-69	7537
02/23/2025	at UCF	L	72-76	6379
02/26/2025	at Arizona	L	66-83	14264
03/01/2025	Arizona St.	W	99-73	8780
03/04/2025	West Virginia	L	69-71	7763





2024-25 BIG 12 STATISTICS

Game Records

Record	Overall	Home	Away	Neutral
ALL GAMES	8-11	7-3	1-8	0-0
CONFERENCE	8-11	7-3	1-8	0-0
NON-CONFERENCE	0-0	0-0	0-0	0-0

Score by Periods

Team	1st	2nd	OT	TOT
Utah	590	710	9	1309
Opponents	674	721	8	1403

Team Box Score

No.	Player				Total		3-Point		F-Throw		Rebounds											
		GP-GS	MIN	AVG	FG-FGA	FG%	3FG-3FGA	3FG%	FT-FTA	FT%	OFF	DEF	TOT	AVG	PF	DQ	A	TO	BLK	STL	PTS	AVG
55	MADSEN, Gabe	19-19	574:20	30.2	79-235	.336	51-176	.290	49-57	.860	4	44	48	2.5	34	0	50	38	3	18	258	13.6
2	AUSAR, Ezra	18-17	451:33	25.1	83-166	.500	1-11	.091	75-117	.641	33	57	90	5.0	49	0	18	38	10	19	242	13.4
8	DAWES, Keanu	19-0	345:35	18.2	51-87	.586	8-21	.381	35-48	.729	33	81	114	6.0	29	0	17	19	7	8	145	7.6
25	SHARAVJAMTS, Mike	19-17	443:39	23.3	44-116	.379	24-72	.333	25-37	.676	16	41	57	3.0	47	0	45	26	14	6	137	7.2
34	LOVERING, Lawson	19-19	455:31	24.0	49-103	.476	0-2	.000	32-83	.386	37	51	88	4.6	50	2	56	33	16	4	130	6.8
10	WAHLIN, Jake	19-15	481:43	25.4	49-104	.471	16-45	.356	11-18	.611	32	72	104	5.5	43	1	23	17	12	11	125	6.6
45	MADSEN, Mason	17-4	183:20	10.8	24-74	.324	10-43	.233	10-14	.714	7	25	32	1.9	15	0	16	9	2	7	68	4.0
1	LITTLE, Miro	19-1	257:19	13.5	18-62	.290	9-34	.265	16-21	.762	7	28	35	1.8	20	0	36	21	1	13	61	3.2
0	ERICKSON, Hunter	19-1	319:35	16.8	18-47	.383	12-36	.333	9-10	.900	5	24	29	1.5	18	0	22	19	6	13	57	3.0
32	KELLER, Zach	19-0	171:32	9.0	21-37	.568	4-10	.400	2-7	.286	12	14	26	1.4	32	0	8	11	1	3	48	2.5
11	LOHNER, Caleb	17-2	133:26	7.8	17-31	.548	0-1	.000	1-2	.500	6	17	23	1.4	18	0	8	13	4	2	35	2.1
6	SMITH, Brady	3-0	02:52	1.0	1-1	1.000	0-0	.000	0-1	.000	0	0	0	0.0	0	0	0	0	0	0	2	0.7
9	HUANG, Jerry	3-0	02:52	1.0	0-0	.000	0-0	.000	1-2	.500	0	0	0	0.0	0	0	0	0	0	0	1	0.3
5	KARRAM, Joul	2-0	01:43	0.9	0-0	.000	0-0	.000	0-0	.000	0	1	1	0.5	0	0	0	0	0	0	0	0.0
Team											37	39	76					9				
Total		19	3825		454-1063	.427	135-451	.299	266-417	.638	229	494	723	38.1	355	3	299	253	76	104	1309	68.9
Opponents		19	3825		492-1145	.430	156-450	.347	263-378	.696	214	452	666	35.1	344	8	256	176	89	151	1403	73.8

Team Statistics

	UTAH	OPP
Scoring		
Points per game	68.9	73.8
Scoring margin	-4.9	-
Field goals-att		
Field goal pct	.427	.430
3 point fg-att		
3-point FG pct	.299	.347
3-pt FG made per game	7.1	8.2
Free throws-att		
Free throw pct	.638	.696
F-Throws made per game	14.0	13.8
Rebounds		
Rebounds per game	38.1	35.1
Rebounding margin	+3.0	-
Assists		
Assists per game	15.7	13.5
Turnovers		
Turnovers per game	13.3	9.3
Turnover margin	-4.1	-
Assist/turnover ratio	1.2	1.5
Steals		
Steals per game	5.5	7.9
Blocks		
Blocks per game	4.0	4.7
Winning streak		
Home win streak	0	-
Attendance		
Home games-Avg/Game	10-8988	9-9428
Neutral site-Avg/Game	-	0-0

Team Results

Date	Opponent		Score	Att.
12/31/2024	at Baylor	L	56-81	7500
01/04/2025	Texas Tech	L	65-93	7798
01/07/2025	at Iowa St.	L	59-82	13496
01/11/2025	Oklahoma St.	W	83-62	7922
01/15/2025	at TCU	W	73-65	5459
01/18/2025	BYU	Wot	73-72	15558
01/22/2025	at Houston	L	36-70	7035
01/25/2025	Baylor	L	61-76	8311
01/28/2025	Cincinnati	W	69-66	7570
02/01/2025	at Oklahoma St.	L	72-81	7040
02/05/2025	Colorado	W	72-59	7581
02/08/2025	at West Virginia	L	61-72	13166
02/11/2025	at Cincinnati	L	75-85	10510
02/15/2025	Kansas	W	74-67	11056
02/17/2025	Kansas St.	W	74-69	7537
02/23/2025	at UCF	L	72-76	6379
02/26/2025	at Arizona	L	66-83	14264
03/01/2025	Arizona St.	W	99-73	8780
03/04/2025	West Virginia	L	69-71	7763





2024-25 HOME STATISTICS

Game Records

Record	Overall	Home	Away	Neutral
ALL GAMES	15-4	15-4	0-0	0-0
CONFERENCE	7-3	7-3	0-0	0-0
NON-CONFERENCE	8-1	8-1	0-0	0-0

Score by Periods

Team	1st	2nd	OT	TOT
Utah	727	796	9	1532
Opponents	606	656	8	1270

Team Box Score

No.	Player				Total		3-Point		F-Throw		Rebounds													
		GP-GS	MIN	AVG	FG-FGA	FG%	3FG-3FGA	3FG%	FT-FTA	FT%	OFF	DEF	TOT	AVG	PF	DQ	A	TO	BLK	STL	PTS	AVG		
55	MADSEN, Gabe	19-19	562:19	29.6	98-242	.405	60-166	.361	60-69	.870	2	48	50	2.6	26	0	49	36	1	18	316	16.6		
2	AUSAR, Ezra	18-17	402:12	22.3	83-140	.593	1-8	.125	85-130	.654	37	56	93	5.2	46	0	15	30	5	18	252	14.0		
34	LOVERING, Lawson	15-15	364:35	24.3	53-95	.558	0-1	.000	32-81	.395	38	41	79	5.3	40	1	45	22	18	10	138	9.2		
25	SHARAVJAMTS, Mike	19-17	438:41	23.1	55-126	.437	24-68	.353	13-25	.520	15	54	69	3.6	30	0	56	21	15	16	147	7.7		
45	MADSEN, Mason	18-2	258:53	14.4	43-102	.422	31-75	.413	13-19	.684	10	33	43	2.4	22	0	24	16	2	13	130	7.2		
10	WAHLIN, Jake	19-12	456:12	24.0	47-96	.490	17-42	.405	17-28	.607	31	75	106	5.6	38	0	30	11	17	16	128	6.7		
8	DAWES, Keanu	18-0	305:06	16.9	41-71	.577	6-19	.316	32-44	.727	30	75	105	5.8	34	1	21	19	10	10	120	6.7		
1	LITTLE, Miro	19-9	343:01	18.1	33-93	.355	12-47	.255	30-39	.769	14	55	69	3.6	24	0	68	25	5	19	108	5.7		
0	ERICKSON, Hunter	19-2	348:50	18.4	24-57	.421	18-46	.391	18-19	.947	3	19	22	1.2	25	0	32	12	5	8	84	4.4		
11	LOHNER, Caleb	12-2	134:60	11.2	20-39	.513	0-2	.000	3-12	.250	9	17	26	2.2	18	1	8	8	3	4	43	3.6		
32	KELLER, Zach	15-0	130:05	8.7	18-31	.581	4-11	.364	4-12	.333	8	11	19	1.3	19	0	8	5	0	2	44	2.9		
21	BAMISILE, Ayomide	6-0	14:48	2.5	4-5	.800	0-0	.000	0-0	.000	1	1	2	0.3	1	0	0	0	0	1	8	1.3		
5	KARRAM, Joul	8-0	28:51	3.6	2-3	.667	0-0	.000	1-2	.500	4	7	11	1.4	6	0	3	2	0	0	5	0.6		
9	HUANG, Jerry	9-0	18:47	2.1	2-5	.400	0-2	.000	1-2	.500	1	1	2	0.2	0	0	1	0	0	0	5	0.6		
6	SMITH, Brady	9-0	17:40	2.0	2-9	.222	0-2	.000	0-1	.000	0	1	1	0.1	0	0	1	0	0	0	4	0.4		
Team											38	53	91					5						
Total		19	3825		525-1114	.471	173-489	.354	309-483	.640	241	547	788	41.5	329	3	361	212	81	135	1532	80.6		
Opponents		19	3825		448-1125	.398	155-458	.338	219-319	.687	188	442	630	33.2	373	8	235	230	76	114	1270	66.8		

Team Statistics

	UTAH	OPP
Scoring	1532	1270
Points per game	80.6	66.8
Scoring margin	+13.8	-
Field goals-att	525-1114	448-1125
Field goal pct	.471	.398
3 point fg-att	173-489	155-458
3-point FG pct	.354	.338
3-pt FG made per game	9.1	8.2
Free throws-att	309-483	219-319
Free throw pct	.640	.687
F-Throws made per game	16.3	11.5
Rebounds	788	630
Rebounds per game	41.5	33.2
Rebounding margin	+8.3	-
Assists	361	235
Assists per game	19.0	12.4
Turnovers	212	230
Turnovers per game	11.2	12.1
Turnover margin	+0.9	-
Assist/turnover ratio	1.7	1.0
Steals	135	114
Steals per game	7.1	6.0
Blocks	81	76
Blocks per game	4.3	4.0
Winning streak	0	-
Home win streak	0	-
Attendance	152281	0
Home games-Avg/Game	19-8015	0-0
Neutral site-Avg/Game	-	0-0

Team Results

Date	Opponent		Score	Att.
11/04/2024	Alcorn	W	100-59	6785
11/07/2024	Central Ark.	W	98-63	6722
11/12/2024	Queens (NC)	W	96-65	6757
11/22/2024	Utah Tech	W	84-53	6969
11/26/2024	Mississippi Val.	W	94-48	6604
11/30/2024	Eastern Wash.	W	88-80	7064
12/07/2024	Saint Mary's (CA)	L	63-72	7435
12/14/2024	Radford	W	81-63	7370
12/17/2024	Florida A&M	W	89-59	6699
01/04/2025	Texas Tech	L	65-93	7798
01/11/2025	Oklahoma St.	W	83-62	7922
01/18/2025	BYU	Wot	73-72	15558
01/25/2025	Baylor	L	61-76	8311
01/28/2025	Cincinnati	W	69-66	7570
02/05/2025	Colorado	W	72-59	7581
02/15/2025	Kansas	W	74-67	11056
02/17/2025	Kansas St.	W	74-69	7537
03/01/2025	Arizona St.	W	99-73	8780
03/04/2025	West Virginia	L	69-71	7763





2024-25 ROAD STATISTICS

Game Records

Record	Overall	Home	Away	Neutral
ALL GAMES	1-8	0-0	1-8	0-0
CONFERENCE	1-8	0-0	1-8	0-0
NON-CONFERENCE	0-0	0-0	0-0	0-0

Score by Periods

Team	1st	2nd	OT	TOT
Utah	246	324	0	570
Opponents	337	358	0	695

Team Box Score

No.	Player				Total		3-Point		F-Throw		Rebounds												
		GP-GS	MIN	AVG	FG-FGA	FG%	3FG-3FGA	3FG%	FT-FTA	FT%	OFF	DEF	TOT	AVG	PF	DQ	A	TO	BLK	STL	PTS	AVG	
55	MADSEN, Gabe	9-9	258:52	28.8	43-122	.352	29-97	.299	16-20	.800	2	18	20	2.2	15	0	24	18	2	9	131	14.6	
2	AUSAR, Ezra	9-9	222:28	24.7	31-74	.419	0-4	.000	24-45	.533	14	24	38	4.2	24	0	9	20	5	8	86	9.6	
8	DAWES, Keanu	9-0	157:50	17.5	28-44	.636	5-11	.455	18-24	.750	17	32	49	5.4	13	0	6	6	2	3	79	8.8	
25	SHARAVJAMTS, Mike	9-8	194:53	21.7	20-53	.377	11-34	.324	14-15	.933	5	19	24	2.7	25	0	21	15	4	2	65	7.2	
34	LOVERING, Lawson	9-9	201:38	22.4	21-46	.457	0-1	.000	7-21	.333	16	25	41	4.6	21	1	22	18	6	0	49	5.4	
10	WAHLIN, Jake	9-7	218:53	24.3	20-46	.435	5-19	.263	4-6	.667	14	29	43	4.8	25	1	10	9	4	6	49	5.4	
45	MADSEN, Mason	8-2	111:12	13.9	13-49	.265	6-31	.194	3-4	.750	2	12	14	1.8	6	0	7	3	1	4	35	4.4	
1	LITTLE, Miro	9-1	136:00	15.1	8-33	.242	5-16	.313	6-7	.857	2	16	18	2.0	13	0	16	14	0	5	27	3.0	
0	ERICKSON, Hunter	9-0	148:12	16.5	9-23	.391	5-15	.333	2-2	1.000	5	14	19	2.1	9	0	7	13	4	7	25	2.8	
11	LOHNER, Caleb	8-0	55:17	6.9	6-8	.750	0-0	.000	0-0	.000	2	8	10	1.3	8	0	5	8	1	0	12	1.5	
32	KELLER, Zach	9-0	94:45	10.5	6-14	.429	0-2	.000	0-2	.000	7	7	14	1.6	16	0	6	7	1	1	12	1.3	
Team											19	9	28					5					
Total		9	1800		205-512	.400	66-230	.287	94-146	.644	105	213	318	35.3	175	2	133	136	30	45	570	63.3	
Opponents		9	1800		238-542	.439	70-209	.335	149-210	.710	113	221	334	37.1	139	3	121	76	47	88	695	77.2	

Team Statistics

	UTAH	OPP
Scoring	570	695
Points per game	63.3	77.2
Scoring margin	-13.9	-
Field goals-att	205-512	238-542
Field goal pct	.400	.439
3 point fg-att	66-230	70-209
3-point FG pct	.287	.335
3-pt FG made per game	7.3	7.8
Free throws-att	94-146	149-210
Free throw pct	.644	.710
F-Throws made per game	10.4	16.6
Rebounds	318	334
Rebounds per game	35.3	37.1
Rebounding margin	-1.8	-
Assists	133	121
Assists per game	14.8	13.4
Turnovers	136	76
Turnovers per game	15.1	8.4
Turnover margin	-6.7	-
Assist/turnover ratio	1.0	1.6
Steals	45	88
Steals per game	5.0	9.8
Blocks	30	47
Blocks per game	3.3	5.2
Winning streak	0	-
Home win streak	0	-
Attendance	0	84849
Home games-Avg/Game	0-0	9-9428
Neutral site-Avg/Game	-	0-0

Team Results

Date	Opponent		Score	Att.
12/31/2024	at Baylor	L	56-81	7500
01/07/2025	at Iowa St.	L	59-82	13496
01/15/2025	at TCU	W	73-65	5459
01/22/2025	at Houston	L	36-70	7035
02/01/2025	at Oklahoma St.	L	72-81	7040
02/08/2025	at West Virginia	L	61-72	13166
02/11/2025	at Cincinnati	L	75-85	10510
02/23/2025	at UCF	L	72-76	6379
02/26/2025	at Arizona	L	66-83	14264





2024-25 NEUTRAL STATISTICS

Game Records

Record	Overall	Home	Away	Neutral
ALL GAMES	0-2	0-0	0-0	0-2
CONFERENCE	0-0	0-0	0-0	0-0
NON-CONFERENCE	0-2	0-0	0-0	0-2

Score by Periods

Team	1st	2nd	OT	TOT
Utah	79	82	0	161
Opponents	64	109	0	173

Team Box Score

No.	Player				Total		3-Point		F-Throw		Rebounds													
		GP-GS	MIN	AVG	FG-FGA	FG%	3FG-3FGA	3FG%	FT-FTA	FT%	OFF	DEF	TOT	AVG	PF	DQ	A	TO	BLK	STL	PTS	AVG		
34	LOVERING, Lawson	1-1	26:31	26.5	11-14	.786	0-0	.000	3-4	.750	2	2	4	4.0	2	0	2	0	0	0	25	25.0		
45	MADSEN, Mason	2-1	50:32	25.3	15-27	.556	10-16	.625	0-0	.000	0	11	11	5.5	3	0	5	4	1	1	40	20.0		
8	DAWES, Keanu	1-0	25:04	25.1	6-8	.750	0-2	.000	1-2	.500	3	9	12	12.0	5	1	0	2	1	1	13	13.0		
2	AUSAR, Ezra	2-2	36:01	18.0	6-20	.300	0-0	.000	9-12	.750	5	3	8	4.0	5	1	2	1	1	0	21	10.5		
55	MADSEN, Gabe	2-2	62:55	31.5	7-22	.318	2-14	.143	2-2	1.000	1	4	5	2.5	2	0	3	3	0	0	18	9.0		
11	LOHNER, Caleb	1-0	21:39	21.7	2-4	.500	0-1	.000	2-4	.500	1	4	5	5.0	3	0	2	1	0	1	6	6.0		
32	KELLER, Zach	1-0	11:38	11.6	2-2	1.000	0-0	.000	2-2	1.000	0	1	1	1.0	2	0	1	0	0	1	6	6.0		
25	SHARAVJAMTS, Mike	2-1	36:54	18.5	6-10	.600	0-1	.000	0-2	.000	1	7	8	4.0	8	1	6	4	2	2	12	6.0		
1	LITTLE, Miro	2-2	49:37	24.8	5-15	.333	2-8	.250	0-1	.000	1	8	9	4.5	4	0	9	5	0	2	12	6.0		
10	WAHLIN, Jake	2-1	27:49	13.9	2-4	.500	1-3	.333	0-0	.000	2	2	4	2.0	5	0	2	2	0	1	5	2.5		
0	ERICKSON, Hunter	2-0	51:20	25.7	1-4	.250	1-4	.250	0-1	.000	2	5	7	3.5	5	0	7	1	0	2	3	1.5		
Team											2		2					2						
Total		2	400		63-130	.485	16-49	.327	19-30	.633	20	56	76	38.0	44	3	39	25	5	11	161	80.5		
Opponents		2	400		58-131	.443	15-45	.333	42-57	.737	25	47	72	36.0	29	0	30	19	12	16	173	86.5		

Team Statistics

	UTAH	OPP
Scoring	161	173
Points per game	80.5	86.5
Scoring margin	-6.0	-
Field goals-att	63-130	58-131
Field goal pct	.485	.443
3 point fg-att	16-49	15-45
3-point FG pct	.327	.333
3-pt FG made per game	8.0	7.5
Free throws-att	19-30	42-57
Free throw pct	.633	.737
F-Throws made per game	9.5	21.0
Rebounds	76	72
Rebounds per game	38.0	36.0
Rebounding margin	+2.0	-
Assists	39	30
Assists per game	19.5	15.0
Turnovers	25	19
Turnovers per game	12.5	9.5
Turnover margin	-3.0	-
Assist/turnover ratio	1.6	1.6
Steals	11	16
Steals per game	5.5	8.0
Blocks	5	12
Blocks per game	2.5	6.0
Winning streak	0	-
Home win streak	0	-
Attendance	0	0
Home games-Avg/Game	0-0	0-0
Neutral site-Avg/Game	-	2-2981

Team Results

Date	Opponent		Score	Att.
11/17/2024	vs Mississippi St.	L	73-78	2595
12/21/2024	vs Iowa	L	88-95	3367





GAME-BY-GAME STARTERS

GAME	OPPONENT	RESULT	UTAH RANK	LINE-UP					
				RECORD	1	2	3	4	5
1	Alcorn State	W, 100-59	-- / --	1-0	Miro Little	Gabe Madsen	Mike Sharavjamts	Jake Wahlin	Ezra Ausar
2	Central Arkansas	W, 98-63	-- / --	2-0	Miro Little	Gabe Madsen	Mike Sharavjamts	Jake Wahlin	Ezra Ausar
3	Queens	W, 96-65	-- / --	3-0	Miro Little	Gabe Madsen	Mike Sharavjamts	Jake Wahlin	Ezra Ausar
4	vs. #RV/RV Mississippi State	L, 78-73	-- / --	3-1	Miro Little	Gabe Madsen	Mike Sharavjamts	Jake Wahlin	Ezra Ausar
5	Utah Tech	W, 84-53	-- / --	4-1	Miro Little	Gabe Madsen	Mike Sharavjamts	Jake Wahlin	Ezra Ausar
6	Mississippi Valley State	W, 94-48	-- / --	1-0	Miro Little	Gabe Madsen	Mike Sharavjamts	Ezra Ausar	Lawson Lovering
7	Eastern Washington	W, 88-80	-- / --	2-0	Miro Little	Gabe Madsen	Mike Sharavjamts	Ezra Ausar	Lawson Lovering
8	#RV/RV St. Mary's	L, 72-63	-- / --	2-1	Miro Little	Gabe Madsen	Mike Sharavjamts	Ezra Ausar	Lawson Lovering
9	Radford	W, 81-63	-- / --	3-1	Miro Little	Gabe Madsen	Mike Sharavjamts	Ezra Ausar	Lawson Lovering
10	Florida A&M	W, 89-59	-- / --	1-0	Miro Little	Gabe Madsen	Hunter Erickson	Ezra Ausar	Lawson Lovering
11	vs. Iowa	L, 95-88	-- / --	0-1	Miro Little	Gabe Madsen	Mason Madsen	Ezra Ausar	Lawson Lovering
12	at #25/21 Baylor*	L, 81-56	-- / --	0-2	Miro Little	Gabe Madsen	Mason Madsen	Ezra Ausar	Lawson Lovering
13	#RV/RV Texas Tech*	L, 93-65	-- / --	0-1	Mike Sharavjamts	Gabe Madsen	Mason Madsen	Caleb Lohner	Lawson Lovering
14	at #3/3 Iowa State*	L, 82-59	-- / --	0-1	Mike Sharavjamts	Gabe Madsen	Mason Madsen	Ezra Ausar	Lawson Lovering
15	Oklahoma State*	W, 83-62	-- / --	1-0	Mike Sharavjamts	Gabe Madsen	Jake Wahlin	Ezra Ausar	Lawson Lovering
16	at TCU*	W, 73-65	-- / --	2-0	Mike Sharavjamts	Gabe Madsen	Jake Wahlin	Ezra Ausar	Lawson Lovering
17	BYU*	W, 73-72 (OT)	-- / --	3-0	Mike Sharavjamts	Gabe Madsen	Jake Wahlin	Ezra Ausar	Lawson Lovering
18	at #7/5 Houston*	L, 70-36	-- / --	3-1	Mike Sharavjamts	Gabe Madsen	Jake Wahlin	Ezra Ausar	Lawson Lovering
19	#RV/RV Baylor*	L, 76-61	-- / --	3-2	Mike Sharavjamts	Gabe Madsen	Jake Wahlin	Ezra Ausar	Lawson Lovering
20	Cincinnati*	W, 69-66	-- / --	4-2	Mike Sharavjamts	Gabe Madsen	Jake Wahlin	Ezra Ausar	Lawson Lovering
21	at Oklahoma State*	L, 81-72	-- / --	4-3	Mike Sharavjamts	Gabe Madsen	Jake Wahlin	Ezra Ausar	Lawson Lovering
22	Colorado*	W, 72-59	-- / --	5-3	Mike Sharavjamts	Gabe Madsen	Jake Wahlin	Ezra Ausar	Lawson Lovering
23	at #--/RV West Virginia*	L, 72-61	-- / --	5-4	Mike Sharavjamts	Gabe Madsen	Jake Wahlin	Ezra Ausar	Lawson Lovering
24	at Cincinnati*	L, 85-75	-- / --	5-5	Mike Sharavjamts	Gabe Madsen	Jake Wahlin	Ezra Ausar	Lawson Lovering
25	#17/20 Kansas*	W, 74-67	-- / --	6-5	Mike Sharavjamts	Gabe Madsen	Jake Wahlin	Ezra Ausar	Lawson Lovering
26	Kansas State*	W, 74-69	-- / --	7-5	Mike Sharavjamts	Gabe Madsen	Jake Wahlin	Ezra Ausar	Lawson Lovering
27	at UCF*	L, 76-72	-- / --	7-6	Mike Sharavjamts	Gabe Madsen	Jake Wahlin	Ezra Ausar	Lawson Lovering
28	at #22/21 Arizona*	L, 83-66	-- / --	7-7	Mike Sharavjamts	Gabe Madsen	Jake Wahlin	Ezra Ausar	Lawson Lovering
29	Arizona State*	W, 99-73	-- / --	8-7	Mike Sharavjamts	Gabe Madsen	Jake Wahlin	Ezra Ausar	Lawson Lovering
30	West Virginia*	L, 71-69	-- / --	0-1	Mason Madsen	Gabe Madsen	Hunter Erickson	Caleb Lohner	Lawson Lovering
31	at #23/22 BYU*								

* - Big 12 Game





UTAH GAME-BY-GAME

Opponent	Date	Score		Total		3-Pointers		Free throws		Rebounds													
				FG-FGA	PCT	3FG-3FGA	PCT	FT-FTA	PCT	OFF	DEF	TOT	AVG	PF	A	TO	BLK	STL	PTS	AVG			
Alcorn	11/04/2024	100-59	W	32-57	.561	19-38	.500	17-25	.680	12	24	36	36.0	18	29	10	2	10	100	100.0			
Central Ark.	11/07/2024	98-63	W	30-65	.462	19-50	.380	19-23	.826	12	39	51	43.5	15	23	13	8	12	98	99.0			
Queens (NC)	11/12/2024	96-65	W	35-72	.486	14-30	.467	12-19	.632	17	35	52	46.3	18	15	13	3	9	96	98.0			
vs Mississippi St.	11/17/2024	73-78	L	28-62	.452	9-28	.321	8-14	.571	10	31	41	45.0	26	15	13	2	3	73	91.8			
Utah Tech	11/22/2024	84-53	W	32-66	.485	8-27	.296	12-18	.667	11	39	50	46.0	14	24	13	7	8	84	90.2			
Mississippi Val.	11/26/2024	94-48	W	33-59	.559	14-29	.483	14-20	.700	12	28	40	45.0	18	29	10	1	8	94	90.8			
Eastern Wash.	11/30/2024	88-80	W	28-58	.483	4-19	.211	28-45	.622	17	23	40	44.3	18	14	8	4	4	88	90.4			
Saint Mary's (CA)	12/07/2024	63-72	L	24-64	.375	5-18	.278	10-17	.588	15	27	42	44.0	18	14	10	2	6	63	87.0			
Radford	12/14/2024	81-63	W	28-60	.467	10-28	.357	15-21	.714	8	24	32	42.7	12	22	8	5	8	81	86.3			
Florida A&M	12/17/2024	89-59	W	34-62	.548	11-29	.379	10-24	.417	13	27	40	42.4	18	25	10	3	11	89	86.6			
vs Iowa	12/21/2024	88-95	L	35-68	.515	7-21	.333	11-16	.688	10	25	35	41.7	18	24	12	3	8	88	86.7			
at Baylor	12/31/2024	56-81	L	21-66	.318	7-30	.233	7-13	.538	11	26	37	41.3	17	17	17	5	8	56	84.2			
Texas Tech	01/04/2025	65-93	L	22-52	.423	6-23	.261	15-26	.577	13	16	29	40.4	15	15	9	2	2	65	82.7			
at Iowa St.	01/07/2025	59-82	L	22-61	.361	7-29	.241	8-13	.615	16	22	38	40.2	20	18	18	6	6	59	81.0			
Oklahoma St.	01/11/2025	83-62	W	30-54	.556	6-15	.400	17-24	.708	6	33	39	40.1	22	23	11	7	3	83	81.1			
at TCU	01/15/2025	73-65	W	24-49	.490	6-21	.286	19-29	.655	9	32	41	40.2	18	18	13	7	4	73	80.6			
BYU	01/18/2025	73-72	Wot	25-56	.446	6-23	.261	17-32	.531	9	38	47	40.6	17	14	11	7	4	73	80.2			
at Houston	01/22/2025	36-70	L	13-43	.302	5-17	.294	5-12	.417	15	21	36	40.3	19	7	26	1	3	36	77.7			
Baylor	01/25/2025	61-76	L	22-55	.400	5-23	.217	12-20	.600	14	19	33	39.9	19	14	11	6	8	61	76.8			
Cincinnati	01/28/2025	69-66	W	26-49	.531	5-13	.385	12-17	.706	8	33	41	40.0	19	16	19	6	4	69	76.5			
at Oklahoma St.	02/01/2025	72-81	L	22-55	.400	7-28	.250	21-30	.700	13	18	31	39.6	28	13	11	2	5	72	76.2			
Colorado	02/05/2025	72-59	W	23-47	.489	8-18	.444	18-35	.514	12	27	39	39.5	17	16	15	3	11	72	76.0			
at West Virginia	02/08/2025	61-72	L	23-56	.411	6-23	.261	9-14	.643	9	26	35	39.3	20	11	10	0	2	61	75.4			
at Cincinnati	02/11/2025	75-85	L	31-65	.477	13-32	.406	0-3	.000	9	20	29	38.9	19	17	10	5	7	75	75.4			
Kansas	02/15/2025	74-67	W	23-63	.365	11-34	.324	17-28	.607	16	30	46	39.2	20	16	7	1	7	74	75.3			
Kansas St.	02/17/2025	74-69	W	24-63	.381	3-19	.158	23-30	.767	21	30	51	39.7	15	16	12	5	6	74	75.3			
at UCF	02/23/2025	72-76	L	28-55	.509	8-24	.333	8-10	.800	9	23	32	39.4	17	18	19	3	6	72	75.1			
at Arizona	02/26/2025	66-83	L	21-62	.339	7-26	.269	17-22	.773	14	25	39	39.4	17	14	12	1	4	66	74.8			
Arizona St.	03/01/2025	99-73	W	35-62	.565	10-25	.400	19-27	.704	11	29	40	39.4	19	25	6	6	7	99	75.7			
West Virginia	03/04/2025	69-71	L	19-50	.380	9-28	.321	22-32	.688	14	26	40	39.4	17	11	16	3	7	69	75.4			
Total		2263		793-1756	.452	255-768	.332	422-659	.640	366	816	1182	39.4	548	533	373	116	191	2263	75.4			
Opponents		2138		744-1798	.414	240-712	.337	410-586	.700	326	710	1036	34.5	541	386	325	135	218	2138	71.3			

Utah Averages

Games Played	Points/game	FG Pct	3FG Pct	FT Pct	Rebounds/game	Assists/game	Turnovers/game	Assist/Turnover ratio	Steals/game	Blocks/game
30	75.4	45.2	33.2	64.0	39.4	17.8	12.4	1.4	6.4	3.9

OPPONENT GAME-BY-GAME

				Total		3-Pointers		Free throws		Rebounds											
Opponent	Date	Score		FG-FGA	PCT	3FG-3FGA	PCT	FT-FTA	PCT	OFF	DEF	TOT	AVG	PF	A	TO	BLK	STL	PTS	AVG	
Alcorn	11/04/2024	100-59	W	20-55	.364	3-11	.273	16-22	.727	14	16	30	30.0	19	9	14	1	7	59	59.0	
Central Ark.	11/07/2024	98-63	W	21-67	.313	11-40	.275	10-14	.714	10	25	35	32.5	20	14	14	1	8	63	61.0	
Queens (NC)	11/12/2024	96-65	W	23-64	.359	9-30	.300	10-16	.625	9	24	33	32.7	18	11	13	9	6	65	62.3	
vs Mississippi St.	11/17/2024	73-78	L	24-67	.358	6-25	.240	24-33	.727	17	28	45	35.8	15	15	7	7	8	78	66.3	
Utah Tech	11/22/2024	84-53	W	20-66	.303	7-23	.304	6-14	.429	11	25	36	35.8	13	8	15	4	8	53	63.6	
Mississippi Val.	11/26/2024	94-48	W	16-47	.340	4-12	.333	12-18	.667	6	18	24	33.8	18	9	15	0	5	48	61.0	
Eastern Wash.	11/30/2024	88-80	W	26-57	.456	11-30	.367	17-18	.944	9	24	33	33.7	26	17	11	5	4	80	63.7	
Saint Mary's (CA)	12/07/2024	63-72	L	25-57	.439	8-21	.381	14-23	.609	11	29	40	34.5	18	13	14	4	5	72	64.8	
Radford	12/14/2024	81-63	W	23-56	.411	7-23	.304	10-12	.833	10	28	38	34.9	19	8	16	7	5	63	64.6	
Florida A&M	12/17/2024	89-59	W	20-53	.377	9-27	.333	10-14	.714	7	22	29	34.3	17	11	18	3	3	59	64.0	
vs Iowa	12/21/2024	88-95	L	34-64	.531	9-20	.450	18-24	.750	8	19	27	33.6	14	15	12	5	8	95	66.8	
at Baylor	12/31/2024	56-81	L	28-69	.406	9-32	.281	16-18	.889	14	32	46	34.7	18	13	12	8	11	81	68.0	
Texas Tech	01/04/2025	65-93	L	34-58	.586	12-26	.462	13-18	.722	11	20	31	34.4	19	24	5	2	7	93	69.9	
at Iowa St.	01/07/2025	59-82	L	27-61	.443	6-22	.273	22-29	.759	13	26	39	34.7	15	11	8	4	9	82	70.8	
Oklahoma St.	01/11/2025	83-62	W	22-66	.333	6-23	.261	12-22	.545	18	22	40	35.1	19	9	11	3	5	62	70.2	
at TCU	01/15/2025	73-65	W	24-64	.375	7-20	.350	10-21	.476	15	20	35	35.1	19	10	8	1	9	65	69.9	
BYU	01/18/2025	73-72	Wot	30-78	.385	8-30	.267	4-10	.400	15	29	44	35.6	26	16	8	5	8	72	70.0	
at Houston	01/22/2025	36-70	L	16-60	.433	5-18	.278	13-19	.684	15	18	33	35.4	13	15	5	11	19	70	70.0	
Baylor	01/25/2025	61-76	L	25-57	.439	9-24	.375	17-20	.850	15	24	39	35.6	21	12	11	6	5	76	70.3	
Cincinnati	01/28/2025	69-66	W	22-56	.393	8-22	.364	14-22	.636	6	17	23	35.0	17	11	6	5	12	66	70.1	
at Oklahoma St.	02/01/2025	72-81	L	23-47	.489	8-20	.400	27-36	.750	8	25	33	34.9	25	13	10	5	8	81	70.6	
Colorado	02/05/2025	72-59	W	21-55	.382	7-27	.259	10-13	.769	9	22	31	34.7	23	8	15	3	7	59	70.1	
at West Virginia	02/08/2025	61-72	L	25-52	.481	9-24	.375	13-23	.565	6	27	33	34.7	13	15	7	4	6	72	70.2	
at Cincinnati	02/11/2025	75-85	L	30-61	.492	11-22	.500	14-19	.737	14	27	41	34.9	10	16	11	3	5	85	70.8	
Kansas	02/15/2025	74-67	W	22-55	.400	9-24	.375	14-20	.700	6	30	36	35.0	18	15	12	5	4	67	70.6	
Kansas St.	02/17/2025	74-69	W	26-60	.433	11-25	.440	6-10	.600	6	22	28	34.7	22	19	11	8	6	69	70.6	
at UCF	02/23/2025	72-76	L	29-65	.446	6-24	.250	12-16	.750	12	17	29	34.5	9	12	8	4	13	76	70.8	
at Arizona	02/26/2025	66-83	L	26-63	.413	9-27	.333	22-29	.759	16	29	45	34.9	17	16	7	7	8	83	71.2	
Arizona St.	03/01/2025	99-73	W	26-61	.426	8-17	.471	13-17	.765	7	22	29	34.7	20	7	9	3	2	73	71.3	
West Virginia	03/04/2025	69-71	L	26-57	.456	8-23	.348	11-16	.688	8	23	31	34.5	20	14	12	2	7	71	71.3	
Total		2138		744-1798	.414	240-712	.337	410-586	.700	326	710	1036	34.5	541	386	325	135	218	2138	71.3	
Utah		2263		793-1756	.452	255-768	.332	422-659	.640	366	816	1182	39.4	548	533	373	116	191	2263	75.4	



2024-25 TEAM/OPP HIGHS / LOWS

Utah - Game Highs

POINTS	100	Alcorn (11/04/2024)
	99	Arizona St. (03/01/2025)
	98	Central Ark. (11/07/2024)
	96	Queens (NC) (11/12/2024)
	94	Mississippi Val. (11/26/2024)
FIELD GOALS MADE	35	Arizona St. (03/01/2025)
	35	vs Iowa (N) (12/21/2024)
	35	Queens (NC) (11/12/2024)
FIELD GOAL ATTEMPTS	72	Queens (NC) (11/12/2024)
	68	vs Iowa (N) (12/21/2024)
FIELD GOAL PERCENTAGE	.565 (35-62)	Arizona St. (03/01/2025)
	.561 (32-57)	Alcorn (11/04/2024)
3 PT FG MADE	19	Central Ark. (11/07/2024)
	19	Alcorn (11/04/2024)
3 PT FG ATTEMPTS	50	Central Ark. (11/07/2024)
	38	Alcorn (11/04/2024)
3 PT FG PERCENTAGE	.500 (19-38)	Alcorn (11/04/2024)
	.483 (14-29)	Mississippi Val. (11/26/2024)
FREE THROWS MADE	28	Eastern Wash. (11/30/2024)
	23	Kansas St. (02/17/2025)
FREE THROW ATTEMPTS	45	Eastern Wash. (11/30/2024)
	35	Colorado (02/05/2025)
FREE THROW PERCENTAGE	.826 (19-23)	Central Ark. (11/07/2024)
	.800 (8-10)	at UCF (02/23/2025)
REBOUNDS	52	Queens (NC) (11/12/2024)
	51	Kansas St. (02/17/2025)
	51	Central Ark. (11/07/2024)
ASSISTS	29	Mississippi Val. (11/26/2024)
	29	Alcorn (11/04/2024)
STEALS	12	Central Ark. (11/07/2024)
	11	Colorado (02/05/2025)
	11	Florida A&M (12/17/2024)
BLOCKED SHOTS	8	Central Ark. (11/07/2024)
	7	BYU (01/18/2025)
	7	at TCU (01/15/2025)
	7	Oklahoma St. (01/11/2025)
	7	Utah Tech (11/22/2024)
TURNOVERS	26	at Houston (01/22/2025)
	19	at UCF (02/23/2025)
	19	Cincinnati (01/28/2025)
FOULS	28	at Oklahoma St. (02/01/2025)
	26	vs Mississippi St. (N) (11/17/2024)

Opponent - Game Highs

POINTS	95	vs Iowa (N) (12/21/2024)
	93	Texas Tech (01/04/2025)
	85	at Cincinnati (02/11/2025)
	83	at Arizona (02/26/2025)
	82	at Iowa St. (01/07/2025)
FIELD GOALS MADE	34	Texas Tech (01/04/2025)
	34	vs Iowa (N) (12/21/2024)
FIELD GOAL ATTEMPTS	78	BYU (01/18/2025)
	69	at Baylor (12/31/2024)
FIELD GOAL PERCENTAGE	.586 (34-58)	Texas Tech (01/04/2025)
	.531 (34-64)	vs Iowa (N) (12/21/2024)
3 PT FG MADE	12	Texas Tech (01/04/2025)
	11	Kansas St. (02/17/2025)
	11	at Cincinnati (02/11/2025)
	11	Eastern Wash. (11/30/2024)
	11	Central Ark. (11/07/2024)
3 PT FG ATTEMPTS	40	Central Ark. (11/07/2024)
	32	at Baylor (12/31/2024)
3 PT FG PERCENTAGE	.500 (11-22)	at Cincinnati (02/11/2025)
	.471 (8-17)	Arizona St. (03/01/2025)
FREE THROWS MADE	27	at Oklahoma St. (02/01/2025)
	24	vs Mississippi St. (N) (11/17/2024)
FREE THROW ATTEMPTS	36	at Oklahoma St. (02/01/2025)
	33	vs Mississippi St. (N) (11/17/2024)
FREE THROW PERCENTAGE	.944 (17-18)	Eastern Wash. (11/30/2024)
	.889 (16-18)	at Baylor (12/31/2024)
REBOUNDS	46	at Baylor (12/31/2024)
	45	at Arizona (02/26/2025)
	45	vs Mississippi St. (N) (11/17/2024)
ASSISTS	24	Texas Tech (01/04/2025)
	19	Kansas St. (02/17/2025)
STEALS	19	at Houston (01/22/2025)
	13	at UCF (02/23/2025)
BLOCKED SHOTS	11	at Houston (01/22/2025)
	9	Queens (NC) (11/12/2024)
TURNOVERS	18	Florida A&M (12/17/2024)
	16	Radford (12/14/2024)
FOULS	26	BYU (01/18/2025)
	26	Eastern Wash. (11/30/2024)

Utah - Game Lows

POINTS	36	at Houston (01/22/2025)
	56	at Baylor (12/31/2024)
	59	at Iowa St. (01/07/2025)
	61	at West Virginia (02/08/2025)
	61	Baylor (01/25/2025)
FIELD GOALS MADE	13	at Houston (01/22/2025)
	19	West Virginia (03/04/2025)
FIELD GOAL ATTEMPTS	43	at Houston (01/22/2025)
	47	Colorado (02/05/2025)
FIELD GOAL PERCENTAGE	.302 (13-43)	at Houston (01/22/2025)
	.318 (21-66)	at Baylor (12/31/2024)
3 PT FG MADE	3	Kansas St. (02/17/2025)
	4	Eastern Wash. (11/30/2024)
3 PT FG ATTEMPTS	13	Cincinnati (01/28/2025)
	15	Oklahoma St. (01/11/2025)
3 PT FG PERCENTAGE	.158 (3-19)	Kansas St. (02/17/2025)
	.211 (4-19)	Eastern Wash. (11/30/2024)
FREE THROWS MADE	0	at Cincinnati (02/11/2025)
	5	at Houston (01/22/2025)
FREE THROW ATTEMPTS	3	at Cincinnati (02/11/2025)
	10	at UCF (02/23/2025)
FREE THROW PERCENTAGE	.000 (0-3)	at Cincinnati (02/11/2025)
	.417 (10-24)	Florida A&M (12/17/2024)
	.417 (5-12)	at Houston (01/22/2025)
REBOUNDS	29	at Cincinnati (02/11/2025)
	29	Texas Tech (01/04/2025)
ASSISTS	7	at Houston (01/22/2025)
	11	West Virginia (03/04/2025)
	11	at West Virginia (02/08/2025)
STEALS	2	at West Virginia (02/08/2025)
	2	Texas Tech (01/04/2025)
BLOCKED SHOTS	0	at West Virginia (02/08/2025)
	1	at Arizona (02/26/2025)
	1	Kansas (02/15/2025)
	1	at Houston (01/22/2025)
	1	Mississippi Val. (11/26/2024)
TURNOVERS	6	Arizona St. (03/01/2025)
	7	Kansas (02/15/2025)
FOULS	12	Radford (12/14/2024)
	14	Utah Tech (11/22/2024)

Opponent - Game Lows

POINTS	48	Mississippi Val. (11/26/2024)
	53	Utah Tech (11/22/2024)
	59	Colorado (02/05/2025)
	59	Florida A&M (12/17/2024)
	59	Alcorn (11/04/2024)
FIELD GOALS MADE	16	Mississippi Val. (11/26/2024)
	20	Florida A&M (12/17/2024)
	20	Utah Tech (11/22/2024)
	20	Alcorn (11/04/2024)
FIELD GOAL ATTEMPTS	47	at Oklahoma St. (02/01/2025)
	47	Mississippi Val. (11/26/2024)
FIELD GOAL PERCENTAGE	.303 (20-66)	Utah Tech (11/22/2024)
	.313 (21-67)	Central Ark. (11/07/2024)
3 PT FG MADE	3	Alcorn (11/04/2024)
	4	Mississippi Val. (11/26/2024)
3 PT FG ATTEMPTS	11	Alcorn (11/04/2024)
	12	Mississippi Val. (11/26/2024)
3 PT FG PERCENTAGE	.240 (6-25)	vs Mississippi St. (N) (11/17/2024)
	.250 (6-24)	at UCF (02/23/2025)
FREE THROWS MADE	4	BYU (01/18/2025)
	6	Kansas St. (02/17/2025)
	6	Utah Tech (11/22/2024)
FREE THROW ATTEMPTS	10	Kansas St. (02/17/2025)
	10	BYU (01/18/2025)
FREE THROW PERCENTAGE	.400 (4-10)	BYU (01/18/2025)
	.429 (6-14)	Utah Tech (11/22/2024)
REBOUNDS	23	Cincinnati (01/28/2025)
	24	Mississippi Val. (11/26/2024)
ASSISTS	7	Arizona St. (03/01/2025)
	8	Colorado (02/05/2025)
	8	Radford (12/14/2024)
	8	Utah Tech (11/22/2024)
STEALS	2	Arizona St. (03/01/2025)
	3	Florida A&M (12/17/2024)
BLOCKED SHOTS	0	Mississippi Val. (11/26/2024)
	1	at TCU (01/15/2025)
	1	Central Ark. (11/07/2024)
	1	Alcorn (11/04/2024)
TURNOVERS	5	at Houston (01/22/2025)
	5	Texas Tech (01/04/2025)
FOULS	9	at UCF (02/23/2025)
	10	at Cincinnati (02/11/2025)





2024-25 TEAM/OPP INDIVIDUAL HIGHS

Utah - Individual Game Highs

POINTS	28	Gabe Madsen at Cincinnati (02/11/2025)
	28	Gabe Madsen vs Eastern Wash. (11/30/2024)
	27	Gabe Madsen vs Mississippi Val. (11/26/2024)
	27	Gabe Madsen vs Alcorn (11/04/2024)
	26	Ezra Ausar vs BYU (01/18/2025)
	26	Mason Madsen vs Iowa (N) (12/21/2024)
FIELD GOALS MADE	11	Ezra Ausar vs BYU (01/18/2025)
	11	Lawson Lovering vs Iowa (N) (12/21/2024)
FIELD GOAL ATTEMPTS	26	Gabe Madsen at Cincinnati (02/11/2025)
	20	Mason Madsen vs Iowa (N) (12/21/2024)
FIELD GOAL PERCENTAGE (min 5 made)	1.000	Jake Wahlin vs Oklahoma St. (01/11/2025)
	.857	Zach Keller vs Texas Tech (01/04/2025)
	.857	Mike Sharavjams vs Florida A&M (12/17/2024)
3 PT FG MADE	8	Gabe Madsen at Cincinnati (02/11/2025)
	7	Gabe Madsen vs Mississippi Val. (11/26/2024)
3 PT FG ATTEMPTS	22	Gabe Madsen at Cincinnati (02/11/2025)
	14	Gabe Madsen vs West Virginia (03/04/2025)
	14	Gabe Madsen at Iowa St. (01/07/2025)
3 PT FG PERCENTAGE (min 2 made)	1.000	Jake Wahlin vs Oklahoma St. (01/11/2025)
	1.000	Zach Keller vs Arizona St. (03/01/2025)
	1.000	Jake Wahlin at West Virginia (02/08/2025)
	1.000	Miro Little vs Queens (NC) (11/12/2024)
	1.000	Jake Wahlin vs Central Ark. (11/07/2024)
FREE THROWS MADE	11	Ezra Ausar vs Arizona St. (03/01/2025)
	11	Gabe Madsen vs Eastern Wash. (11/30/2024)
FREE THROW ATTEMPTS	14	Ezra Ausar vs Arizona St. (03/01/2025)
	12	Lawson Lovering vs Kansas St. (02/17/2025)
	12	Ezra Ausar at Oklahoma St. (02/01/2025)
	12	Gabe Madsen vs Eastern Wash. (11/30/2024)
	12	Ezra Ausar vs Eastern Wash. (11/30/2024)
	12	Ezra Ausar vs Alcorn (11/04/2024)
FREE THROW PERCENTAGE (min 3 made)	1.000	Mike Sharavjams at Oklahoma St. (02/01/2025)
	1.000	Ezra Ausar vs Kansas St. (02/17/2025)
	1.000	Miro Little vs Baylor (01/25/2025)
	1.000	Miro Little vs Saint Mary's (CA) (12/07/2024)
	1.000	Keanu Dawes at Arizona (02/26/2025)
	1.000	Gabe Madsen vs Kansas (02/15/2025)
	1.000	Gabe Madsen vs Alcorn (11/04/2024)
	1.000	Gabe Madsen vs West Virginia (03/04/2025)
	1.000	Gabe Madsen at Arizona (02/26/2025)
	1.000	Gabe Madsen vs Texas Tech (01/04/2025)
	1.000	Hunter Erickson vs Radford (12/14/2024)
	1.000	Miro Little vs Mississippi Val. (11/26/2024)
	1.000	Keanu Dawes vs Mississippi Val. (11/26/2024)
	1.000	Miro Little at West Virginia (02/08/2025)
	1.000	Keanu Dawes vs Cincinnati (01/28/2025)
	1.000	Jake Wahlin vs Oklahoma St. (01/11/2025)
	1.000	Hunter Erickson vs Eastern Wash. (11/30/2024)
REBOUNDS	12	Jake Wahlin vs Kansas (02/15/2025)
	12	Keanu Dawes vs Mississippi St. (N) (11/17/2024)
ASSISTS	8	Miro Little vs Utah Tech (11/22/2024)
	8	Mike Sharavjams vs Central Ark. (11/07/2024)
STEALS	6	Jake Wahlin vs Central Ark. (11/07/2024)
	4	Mike Sharavjams vs Mississippi Val. (11/26/2024)
BLOCKED SHOTS	4	Lawson Lovering vs Radford (12/14/2024)
	4	Jake Wahlin vs Central Ark. (11/07/2024)
TURNOVERS	5	Miro Little at Houston (01/22/2025)
	4	Gabe Madsen vs West Virginia (03/04/2025)
	4	Ezra Ausar at UCF (02/23/2025)
	4	Gabe Madsen vs Colorado (02/05/2025)
	4	Ezra Ausar vs Colorado (02/05/2025)
	4	Keanu Dawes vs Cincinnati (01/28/2025)
	4	Ezra Ausar vs Cincinnati (01/28/2025)
	4	Gabe Madsen vs Cincinnati (01/28/2025)
	4	Gabe Madsen at Houston (01/22/2025)
	4	Lawson Lovering at Houston (01/22/2025)
	4	Lawson Lovering vs BYU (01/18/2025)
	4	Ezra Ausar at TCU (01/15/2025)
	4	Miro Little at Iowa St. (01/07/2025)
	4	Gabe Madsen at Baylor (12/31/2024)
FOULS	4	Miro Little vs Eastern Wash. (11/30/2024)
	4	Gabe Madsen vs Queens (NC) (11/12/2024)
	4	Ezra Ausar vs Central Ark. (11/07/2024)
	4	Gabe Madsen vs Alcorn (11/04/2024)
	5	Lawson Lovering at Oklahoma St. (02/01/2025)
	5	Jake Wahlin at Oklahoma St. (02/01/2025)
	5	Lawson Lovering vs Cincinnati (01/28/2025)
	5	Caleb Lohner vs Florida A&M (12/17/2024)
	5	Keanu Dawes vs Mississippi Val. (11/26/2024)
	5	Mike Sharavjams vs Mississippi St. (N) (11/17/2024)
	5	Ezra Ausar vs Mississippi St. (N) (11/17/2024)
	5	Keanu Dawes vs Mississippi St. (N) (11/17/2024)

Opponent - Individual Game Highs

POINTS	29	Paulius Murauskas vs Saint Mary's (CA) (12/07/2024)
	28	Jonson Sanon vs Arizona St. (03/01/2025)
	25	Jizzle James at Cincinnati (02/11/2025)
	24	Payton Sandfort vs Iowa (N) (12/21/2024)
	23	Caleb Love at Arizona (02/26/2025)
	23	Curtis Jones at Iowa St. (01/07/2025)
	23	Andrew Cook vs Eastern Wash. (11/30/2024)
	23	Arthur Tate vs Mississippi Val. (11/26/2024)
	23	Josh Hubbard vs Mississippi St. (N) (11/17/2024)
FIELD GOALS MADE	11	Jonson Sanon vs Arizona St. (03/01/2025)
	10	Jizzle James at Cincinnati (02/11/2025)
	10	Curtis Jones at Iowa St. (01/07/2025)
	10	Paulius Murauskas vs Saint Mary's (CA) (12/07/2024)
FIELD GOAL ATTEMPTS	24	Vasean Allette at TCU (01/15/2025)
	20	Jonson Sanon vs Arizona St. (03/01/2025)
FIELD GOAL PERCENTAGE (min 5 made)	.800	Moustapha Thiam at UCF (02/23/2025)
	.800	Andrew Cook vs Eastern Wash. (11/30/2024)
3 PT FG MADE	6	Caleb Love at Arizona (02/26/2025)
	6	Paulius Murauskas vs Saint Mary's (CA) (12/07/2024)
3 PT FG ATTEMPTS	12	Caleb Love at Arizona (02/26/2025)
	11	Brendan Hausen vs Kansas St. (02/01/2025)
3 PT FG PERCENTAGE (min 2 made)	1.000	Bryce Thompson at Oklahoma St. (02/01/2025)
	1.000	Tyler Betsey at Cincinnati (02/11/2025)
	1.000	Mawot Mag vs BYU (01/18/2025)
	1.000	Noah Reynolds at TCU (01/15/2025)
	1.000	Andrew Cook vs Eastern Wash. (11/30/2024)
	1.000	Jaxon Pollard vs Queens (NC) (11/12/2024)
FREE THROWS MADE	11	Tamin Lipsey at Iowa St. (01/07/2025)
	9	Javon Small at West Virginia (02/08/2025)
	9	Darrion Williams vs Texas Tech (01/04/2025)
FREE THROW ATTEMPTS	14	Tamin Lipsey at Iowa St. (01/07/2025)
	12	Darrion Williams vs Texas Tech (01/04/2025)
FREE THROW PERCENTAGE (min 3 made)	1.000	Javon Small at West Virginia (02/08/2025)
	1.000	Robert Wright vs Baylor (01/25/2025)
	1.000	Joshua Jefferson at Iowa St. (01/07/2025)
	1.000	Payton Sandfort vs Iowa (N) (12/21/2024)
	1.000	Marchelus Avery vs Oklahoma St. (01/11/2025)
	1.000	Sebastian Hartmann vs Eastern Wash. (11/30/2024)
	1.000	Andrew Cook vs Eastern Wash. (11/30/2024)
	1.000	Joseph Yesufu vs West Virginia (03/04/2025)
	1.000	Basheer Jihad vs Arizona St. (03/01/2025)
	1.000	Robert Jennings at Oklahoma St. (02/01/2025)
	1.000	Bryce Thompson at Oklahoma St. (02/01/2025)
	1.000	Abou Ousmane at Oklahoma St. (02/01/2025)
	1.000	Robert Wright at Baylor (12/31/2024)
	1.000	Norchad Omier at Baylor (12/31/2024)
	1.000	Josiah Harris vs Radford (12/14/2024)
	1.000	Nic McClain vs Eastern Wash. (11/30/2024)
	1.000	Arthur Tate vs Mississippi Val. (11/26/2024)
	1.000	Layne Taylor vs Central Ark. (11/07/2024)
REBOUNDS	14	Norchad Omier at Baylor (12/31/2024)
	14	KeShawn Murphy vs Mississippi St. (N) (11/17/2024)
ASSISTS	10	Elijah Hawkins vs Texas Tech (01/04/2025)
	9	Darrion Williams vs Texas Tech (01/04/2025)
STEALS	5	Mylik Wilson at Houston (01/22/2025)
	4	Jordan Ivy-Curry at UCF (02/23/2025)
	4	Joseph Tugler at Houston (01/22/2025)
BLOCKED SHOTS	6	Malcolm Wilson vs Queens (NC) (11/12/2024)
	4	Ugonna Onyenso vs Kansas St. (02/17/2025)
	4	Hunter Dickinson vs Kansas (02/15/2025)
	4	Terrance Arceneaux at Houston (01/22/2025)
TURNOVERS	7	Kaleb Washington vs Florida A&M (12/17/2024)
	5	V.J. Edgcombe vs Baylor (01/25/2025)
	5	Augustas Marciulionis vs Saint Mary's (CA) (12/07/2024)
	5	Andrew Cook vs Eastern Wash. (11/30/2024)
FOULS	5	Toby Okani vs West Virginia (03/04/2025)
	5	Basheer Jihad vs Arizona St. (03/01/2025)
	5	Shawn Phillips Jr. vs Arizona St. (03/01/2025)
	5	KJ Adams vs Kansas (02/15/2025)
	5	Bryce Thompson at Oklahoma St. (02/01/2025)
	5	Josh Reed vs Cincinnati (01/28/2025)
	5	Joseph Tugler at Houston (01/22/2025)
	5	Josh Ojanwuna at Baylor (12/31/2024)
	5	Mitchell Saxen vs Saint Mary's (CA) (12/07/2024)
	5	Nic McClain vs Eastern Wash. (11/30/2024)
	5	Walter Hamilton vs Mississippi Val. (11/26/2024)





2024-25 POINTS-REBOUNDS-ASSISTS

Opponent	Date	Score		0	1	2	5	6	8	9	10	11	21	25
				ERICKSON,H	LITTLE,MIR	AUSAR,EZRA	KARRAM,JOU	SMITH,BRAD	DAWES,KEAN	HUANG,JERR	WAHLIN,JAK	LOHNER,CAL	BAMISILE,A	SHARAVJAMT
Alcorn	11/04/2024	100-59	W	5-0-5	6-4-7	13-6-1	0-3-2	0-0-0	13-6-1	0-0-0	7-6-3	DNP	4-1-0	10-2-5
Central Ark.	11/07/2024	98-63	W	6-2-2	9-5-5	13-3-1	1-4-0	0-0-0	7-11-5	0-0-0	9-3-1	DNP	0-0-0	13-8-8
Queens (NC)	11/12/2024	96-65	W	7-0-0	10-5-4	10-11-1	0-1-0	0-0-0	8-7-0	2-1-0	8-10-1	DNP	2-0-0	19-7-5
vs Mississippi St.	11/17/2024	73-78	L	3-5-3	10-4-6	15-4-2	DNP	DNP	13-12-0	DNP	3-2-1	DNP	DNP	6-5-1
Utah Tech	11/22/2024	84-53	W	8-4-2	4-11-8	8-6-3	4-1-0	0-0-0	14-9-2	0-0-0	5-6-3	DNP	0-0-0	10-4-5
Mississippi Val.	11/26/2024	94-48	W	5-1-5	16-6-5	9-0-0	0-1-1	0-1-0	6-5-1	0-1-1	3-2-3	DNP	0-0-0	4-5-4
Eastern Wash.	11/30/2024	88-80	W	3-0-0	7-8-7	20-5-0	DNP	DNP	0-0-0	DNP	5-6-0	DNP	DNP	2-5-0
Saint Mary's (CA)	12/07/2024	63-72	L	0-0-0	14-10-6	5-4-0	DNP	DNP	2-1-0	DNP	0-6-0	8-5-0	DNP	0-1-1
Radford	12/14/2024	81-63	W	18-3-3	7-1-2	6-4-0	DNP	DNP	DNP	DNP	8-1-3	4-4-1	DNP	2-2-0
Florida A&M	12/17/2024	89-59	W	0-2-0	1-2-4	12-2-0	0-0-0	2-0-1	4-1-1	2-0-0	7-5-3	8-4-4	2-1-0	15-2-4
vs Iowa	12/21/2024	88-95	L	0-2-4	2-5-3	6-4-0	DNP	DNP	DNP	DNP	2-2-1	6-5-2	DNP	6-3-5
at Baylor	12/31/2024	56-81	L	13-5-1	0-2-3	3-6-2	DNP	DNP	7-3-1	DNP	4-1-0	4-7-2	DNP	3-0-3
Texas Tech	01/04/2025	65-93	L	0-0-1	8-1-1	DNP	DNP	0-0-0	11-5-0	0-0-0	10-3-0	9-4-1	DNP	8-4-5
at Iowa St.	01/07/2025	59-82	L	0-2-0	13-5-3	4-4-1	DNP	DNP	0-0-0	DNP	2-1-0	2-1-3	DNP	5-3-2
Oklahoma St.	01/11/2025	83-62	W	0-3-0	1-2-3	21-4-0	0-0-0	0-0-0	16-9-2	1-0-0	16-4-3	0-1-2	DNP	8-4-2
at TCU	01/15/2025	73-65	W	3-3-2	0-1-2	8-6-1	DNP	DNP	16-6-2	DNP	8-11-1	0-0-0	DNP	10-3-1
BYU	01/18/2025	73-72	Wot	9-1-2	0-0-0	26-6-2	DNP	DNP	5-3-0	DNP	2-9-1	2-2-0	DNP	8-4-2
at Houston	01/22/2025	36-70	L	0-1-0	6-2-0	1-3-0	DNP	DNP	7-9-1	DNP	5-5-2	2-1-0	DNP	0-1-0
Baylor	01/25/2025	61-76	L	2-0-3	12-8-7	19-7-1	DNP	DNP	0-1-0	DNP	4-6-1	4-1-0	DNP	0-1-0
Cincinnati	01/28/2025	69-66	W	5-1-1	0-0-2	11-3-1	DNP	DNP	12-9-1	DNP	8-6-1	0-3-0	DNP	7-5-2
at Oklahoma St.	02/01/2025	72-81	L	2-4-2	0-0-1	18-3-0	DNP	DNP	10-3-0	DNP	7-5-0	4-1-0	DNP	11-5-5
Colorado	02/05/2025	72-59	W	3-2-3	0-0-1	10-7-1	DNP	DNP	1-3-2	DNP	9-4-1	DNP	DNP	2-3-0
at West Virginia	02/08/2025	61-72	L	2-1-0	5-2-1	6-3-2	DNP	DNP	14-11-1	DNP	10-4-1	DNP	DNP	8-1-2
at Cincinnati	02/11/2025	75-85	L	5-2-1	0-1-5	8-2-1	DNP	DNP	5-5-0	DNP	5-7-2	0-0-0	DNP	8-3-2
Kansas	02/15/2025	74-67	W	5-0-2	5-0-2	12-8-0	DNP	DNP	2-10-1	DNP	10-12-3	4-1-0	DNP	9-2-3
Kansas St.	02/17/2025	74-69	W	2-1-2	6-4-4	21-8-2	DNP	DNP	4-8-0	DNP	7-8-2	2-0-0	DNP	4-2-1
at UCF	02/23/2025	72-76	L	0-1-1	0-4-1	20-6-2	DNP	DNP	2-2-0	DNP	8-6-4	0-0-0	DNP	15-4-6
at Arizona	02/26/2025	66-83	L	0-0-0	3-1-0	18-5-0	DNP	DNP	18-10-1	DNP	0-3-0	0-0-0	DNP	5-4-0
Arizona St.	03/01/2025	99-73	W	3-1-1	0-1-0	25-4-1	0-1-0	2-0-0	15-11-4	0-0-0	4-4-1	2-0-0	DNP	14-2-6
West Virginia	03/04/2025	69-71	L	3-1-0	2-1-0	11-5-1	DNP	DNP	0-6-1	DNP	6-5-0	0-1-0	DNP	12-6-3

Opponent	Date	Score		32	34	45	55
				KELLER,ZAC	LOVERING,L	MADSEN,MAS	MADSEN,GAB
Alcorn	11/04/2024	100-59	W	DNP	DNP	15-1-2	27-2-3
Central Ark.	11/07/2024	98-63	W	DNP	DNP	15-3-0	25-4-1
Queens (NC)	11/12/2024	96-65	W	DNP	DNP	6-2-1	24-3-3
vs Mississippi St.	11/17/2024	73-78	L	DNP	DNP	14-5-1	9-3-1
Utah Tech	11/22/2024	84-53	W	DNP	DNP	12-3-1	19-1-0
Mississippi Val.	11/26/2024	94-48	W	3-3-1	12-7-2	9-2-3	27-3-3
Eastern Wash.	11/30/2024	88-80	W	0-0-0	16-8-1	7-4-2	28-0-4
Saint Mary's (CA)	12/07/2024	63-72	L	2-0-0	7-8-4	10-3-2	15-1-1
Radford	12/14/2024	81-63	W	1-1-1	12-4-3	8-3-2	15-5-7
Florida A&M	12/17/2024	89-59	W	2-3-4	10-5-1	15-4-2	9-3-1
vs Iowa	12/21/2024	88-95	L	6-1-1	25-4-2	26-6-4	9-2-2
at Baylor	12/31/2024	56-81	L	6-2-1	3-4-1	10-4-1	3-1-2
Texas Tech	01/04/2025	65-93	L	12-2-1	3-3-2	0-2-0	4-3-4
at Iowa St.	01/07/2025	59-82	L	0-4-1	7-6-4	6-4-0	20-3-4
Oklahoma St.	01/11/2025	83-62	W	3-0-1	8-3-6	0-2-0	9-2-4
at TCU	01/15/2025	73-65	W	0-1-1	11-5-3	DNP	17-2-5
BYU	01/18/2025	73-72	Wot	0-0-0	13-7-4	0-1-0	8-4-3
at Houston	01/22/2025	36-70	L	2-0-1	2-4-1	3-0-1	8-2-1
Baylor	01/25/2025	61-76	L	3-0-0	6-2-0	6-3-0	5-3-2
Cincinnati	01/28/2025	69-66	W	4-3-0	4-4-4	DNP	18-2-4
at Oklahoma St.	02/01/2025	72-81	L	0-2-1	0-2-1	5-0-1	15-2-2
Colorado	02/05/2025	72-59	W	8-2-0	12-6-3	10-5-3	17-0-2
at West Virginia	02/08/2025	61-72	L	0-2-1	4-4-1	5-4-2	7-2-0
at Cincinnati	02/11/2025	75-85	L	2-0-0	14-3-4	0-0-0	28-2-2
Kansas	02/15/2025	74-67	W	0-0-0	3-6-4	0-0-0	24-3-1
Kansas St.	02/17/2025	74-69	W	0-2-0	15-10-3	0-0-1	13-3-1
at UCF	02/23/2025	72-76	L	2-3-0	2-3-3	0-0-0	23-3-1
at Arizona	02/26/2025	66-83	L	0-0-0	6-10-4	6-2-2	10-3-7
Arizona St.	03/01/2025	99-73	W	6-2-0	9-2-5	13-4-4	6-3-3
West Virginia	03/04/2025	69-71	L	0-1-0	8-4-3	4-1-1	23-5-2





2024-25 SPECIALTY STATS

DATE	OPPONENT	POINTS OFF T/O		POINTS IN THE PAINT		SECOND CHANCE POINTS		FAST BREAK POINTS		BENCH POINTS	
		UTAH	OPP.	UTAH	OPP.	UTAH	OPP.	UTAH	OPP.	UTAH	OPP.
11/4/2024	Alcorn State	16	9	26	30	19	16	15	5	37	33
11/7/2024	Central Arkansas	21	5	20	18	18	4	12	8	29	28
11/12/2024	Queens	14	11	36	28	23	13	7	6	25	34
11/17/2024	vs. #RV/RV Mississippi State	10	19	32	30	11	18	12	4	30	36
11/22/2024	Utah Tech	18	7	44	24	9	2	18	7	38	20
11/26/2024	Mississippi Valley State	21	4	34	14	17	6	9	0	26	7
11/30/2024	Eastern Washington	11	11	46	28	21	12	11	9	15	28
12/7/2024	St. Mary's	8	12	36	28	15	8	10	6	22	14
12/14/2024	Radford	14	2	36	30	9	9	15	5	39	18
12/17/2024	Florida A&M	27	5	44	20	7	5	2	2	57	30
12/21/2024	vs. Iowa	14	10	56	50	10	11	9	16	20	13
12/31/2024	at #25/21 Baylor*	8	22	28	30	8	16	5	11	37	20
1/4/2025	#RV/RV Texas Tech*	8	15	32	32	13	13	5	17	41	35
1/7/2025	at #3/3 Iowa State*	6	25	30	40	9	15	4	6	17	28
1/11/2024	Oklahoma State*	12	9	46	24	6	15	10	5	21	25
1/15/2025	at TCU*	8	7	36	32	9	10	9	10	19	15
1/18/2025	BYU*	13	6	38	42	8	13	2	2	16	31
1/21/2025	at #7/5 Houston*	2	29	14	28	9	11	1	13	20	18
1/25/2025	#RV/RV Baylor*	12	11	32	26	12	18	18	7	27	10
1/28/2025	Cincinnati*	10	21	36	22	9	8	2	11	21	20
2/1/2025	at Oklahoma State*	15	14	30	22	19	8	8	10	21	35
2/5/2025	Colorado*	17	12	30	24	15	6	7	4	22	24
2/8/2025	at #--/RV West Virginia*	6	16	28	24	11	6	7	12	26	16
2/11/2025	at Cincinnati*	11	15	32	24	13	16	6	5	12	28
2/15/2025	#17/20 Kansas*	22	7	24	22	14	9	6	2	16	16
2/17/2025	Kansas State*	11	8	34	30	14	7	2	5	14	12
2/23/2025	at UCF*	8	20	38	32	12	16	7	16	4	33
2/26/2025	at #22/21 Arizona*	12	19	26	24	15	23	11	11	27	20
3/1/2025	Arizona State*	13	4	48	20	10	4	20	7	41	7
3/4/2025	West Virginia*	14	13	20	30	11	4	4	9	31	19
3/8/2025	at #23/22 BYU*										
3/11/2025	Big 12 Tournament (Rd 1)										
3/12/2025	Big 12 Tournament (Rd 2)										
3/13/2025	Big 12 Tournament (QFs)										
3/14/2025	Big 12 Tournament (SFs)										
3/15/2025	Big 12 Tournament (Championship)										
3/20-23/2025 NCAA Tournament											
TOTALS		382	368	1012	828	376	322	254	231	771	673
AVERAGE		12.7	12.3	33.7	27.6	12.5	10.7	8.5	7.7	25.7	22.4

* BIG 12 GAME





#0 ERICKSON HUNTER

5th Year - Guard - 6-3 - 200
Provo, Utah - Timpview HS
BYU / Salt Lake CC

Stat	2024-25 Season High	Career High
Points	18, RADFORD, 12/14/24	37, vs. North Platte, 11/11/22
Rebounds	5, 2x, Last at #25/21 Baylor, 12/31/24	7, at Utah State Eastern, 12/10/22
Assists	5, 2x, Last vs. Mississippi Valley State, 11/26/24	13, COMMUNITY CHRISTIAN [CA], 1/21/23
Blocks	3, 2x, Last at #3/3 Iowa State, 1/7/25	3, 3x, Last at #3/3 Iowa State, 1/7/25
Steals	3, at Cincinnati, 2/11/25	4, WESTERN NEBRASKA, 11/18/22
FGs Made	5, 2x, Last at #25/21 Baylor, 12/31/24	13, vs. North Platte, 11/11/22
FGs Attempted	7, 2x, Last at #25/21 Baylor, 12/31/24	16, vs. North Platte, 11/11/22
3FGs Made	4, RADFORD, 12/14/24	9, vs. North Platte, 11/11/22
3FGs Attempted	6, RADFORD, 12/14/24	11, vs. North Platte, 11/11/22
FTs Made	4, RADFORD, 12/14/24	7, UTAH STATE EASTERN, 3/2/23
FTs Attempted	4, 2x, Last vs. BYU, 1/18/25	7, UTAH STATE EASTERN, 3/2/23

2024-25 SEASON HIGHLIGHTS

- Season-debut against Alcorn State, scoring 5pts with 5asts off the bench
- Tied career-high with 3blks against Utah Tech
- Posted 5pts with 5asts off the bench in win over Mississippi Valley State
- DI career-high 18pts on 4-6 from 3FG with 3rebs and 3asts in win vs. Radford
- Made first-career start against Florida A&M
- Team-high 13pts on 3-4 from deep off the bench at #25 Baylor in Big 12 opener
- Tied career-high of 3 blocks in loss at #3/3 Iowa State
- Tied the game up in OT with a huge 3-pointer before hitting 3-of-4 from the line to help Utah capture the win over his former team BYU
- Season-high 3stls at Cincinnati to go with 5pts
- Hit a pair of clutch FTs in the final minute to help Utah beat K-State at home

2024-25 GAME-BY-GAME STATISTICS

Opponent	Date	GS	MIN	FG-FGA	PCT	3FG-3FGA	PCT	FT-FTA	PCT	OFF	DEF	TOT	AVG	PF	A	TO	BLK	STL	PTS	AVG
Alcorn	11/04/2024		21:58	1-4	.250	1-3	.333	2-2	1.000	0	0	0	0.0	2	5	0	0	0	5	5.0
Central Ark.	11/07/2024		19:33	2-4	.500	2-4	.500	0-0	.000	1	1	2	1.0	1	2	1	0	1	6	5.5
Queens (NC)	11/12/2024		20:09	2-4	.500	1-2	.500	2-2	1.000	0	0	0	0.7	1	0	1	0	0	7	6.0
vs Mississippi St.	11/17/2024		28:27	1-3	.333	1-3	.333	0-1	.000	2	3	5	1.8	2	3	1	0	1	3	5.3
Utah Tech	11/22/2024		25:27	3-5	.600	2-4	.500	0-0	.000	0	4	4	2.2	0	2	0	3	0	8	5.8
Mississippi Val.	11/26/2024		19:39	2-3	.667	1-2	.500	0-0	.000	0	1	1	2.0	1	5	1	0	1	5	5.7
Eastern Wash.	11/30/2024		15:56	0-0	.000	0-0	.000	3-3	1.000	0	0	0	1.7	4	0	0	0	0	3	5.3
Saint Mary's (CA)	12/07/2024		08:15	0-2	.000	0-1	.000	0-0	.000	0	0	0	1.5	1	0	2	0	0	0	4.6
Radford	12/14/2024		31:00	5-7	.714	4-6	.667	4-4	1.000	1	2	3	1.7	2	3	1	0	0	18	6.1
Florida A&M	12/17/2024	*	15:30	0-4	.000	0-3	.000	0-0	.000	1	1	2	1.7	4	0	0	0	0	0	5.5
vs Iowa	12/21/2024		22:53	0-1	.000	0-1	.000	0-0	.000	0	2	2	1.7	3	4	0	0	1	0	5.0
at Baylor	12/31/2024		22:26	5-7	.714	3-4	.750	0-0	.000	1	4	5	2.0	2	1	3	1	1	13	5.7
Texas Tech	01/04/2025		24:47	0-2	.000	0-2	.000	0-0	.000	0	0	0	1.8	0	1	1	0	2	0	5.2
at Iowa St.	01/07/2025		21:22	0-3	.000	0-3	.000	0-0	.000	0	2	2	1.9	0	0	3	3	1	0	4.9
Oklahoma St.	01/11/2025		20:40	0-2	.000	0-2	.000	0-0	.000	0	3	3	1.9	2	0	1	1	0	0	4.5
at TCU	01/15/2025		21:30	1-2	.500	1-2	.500	0-0	.000	0	3	3	2.0	1	2	1	0	0	3	4.4
BYU	01/18/2025		22:35	2-3	.667	2-3	.667	3-4	.750	0	1	1	1.9	1	2	0	0	1	9	4.7
at Houston	01/22/2025		12:51	0-0	.000	0-0	.000	0-0	.000	0	1	1	1.9	2	0	2	0	0	0	4.4
Baylor	01/25/2025		20:51	1-3	.333	0-2	.000	0-0	.000	0	0	0	1.8	2	3	2	0	0	2	4.3
Cincinnati	01/28/2025		16:30	2-3	.667	1-2	.500	0-0	.000	0	1	1	1.8	0	1	0	1	0	5	4.4
at Oklahoma St.	02/01/2025		19:48	0-5	.000	0-3	.000	2-2	1.000	2	2	4	1.9	2	2	1	0	2	2	4.2
Colorado	02/05/2025		19:56	1-2	.500	1-2	.500	0-0	.000	0	2	2	1.9	1	3	0	0	1	3	4.2
at West Virginia	02/08/2025		14:47	1-2	.500	0-1	.000	0-0	.000	0	1	1	1.8	0	0	1	0	0	2	4.1
at Cincinnati	02/11/2025		22:28	2-3	.667	1-1	1.000	0-0	.000	1	1	2	1.8	1	1	1	0	3	5	4.1
Kansas	02/15/2025		11:31	1-3	.333	1-3	.333	2-2	1.000	0	0	0	1.8	1	2	0	0	0	5	4.2
Kansas St.	02/17/2025		15:46	0-1	.000	0-1	.000	2-2	1.000	0	1	1	1.7	1	2	1	0	0	2	4.1
at UCF	02/23/2025		09:02	0-1	.000	0-1	.000	0-0	.000	1	0	1	1.7	0	1	1	0	0	0	3.9
at Arizona	02/26/2025		03:59	0-0	.000	0-0	.000	0-0	.000	0	0	0	1.6	1	0	0	0	0	0	3.8
Arizona St.	03/01/2025		09:35	1-3	.333	1-2	.500	0-0	.000	0	1	1	1.6	1	1	0	0	1	3	3.8
West Virginia	03/04/2025	*	09:12	1-2	.500	1-2	.500	0-0	.000	0	1	1	1.6	0	0	1	0	1	3	3.7
Totals			2 548:22	34-84	.405	24-65	.369	20-22	.909	10	38	48	1.6	39	46	26	9	17	112	3.7

Player Averages

Games Played	Minutes/game	Points/game	FG Pct	3FG Pct	FT Pct	Rebounds/game	Assists/game	Turnovers/game	Assist/Turnover ratio	Steals/game	Blocks/game
30	18.3	3.7	40.5	36.9	90.9	1.6	1.5	0.9	1.8	0.6	0.3

HUNTER ERICKSON CAREER STATISTICS

				Field Goals		3-Point		F-Throws		Rebounds				Scoring						
SEASON	TEAM	GP-GS	MIN/AVG	FG-FGA	FG%	3FG-3FGA	3FG%	FT-FTA	FT%	OFF	DEF	TOT	AVG	PF-FO	A	TO	BLK	STL	PTS	AVG
2020-21	BYU	8-0	23/2.8	1-2	.500	1-2	.500	0-0	.000	1	2	3	0.4	3-0	2	1	1	0	3	0.4
2021-22	BYU	19-0	117/6.1	8-17	.471	4-7	.571	0-2	.000	1	7	8	0.4	12-0	8	8	1	4	20	1.1
2023-24	Utah	37-0	712/19.3	66-156	.423	30-88	.341	11-23	.478	5	43	48	1.3	54-0	75	36	6	20	173	4.7
2024-25	Utah	30-2	548/18.3	34-84	.405	24-65	.369	20-22	.909	10	38	48	1.6	39-0	46	26	9	17	112	3.7
TOTAL FOR Utah		67-2	1261/18.8	100-240	.417	54-153	.353	31-45	.689	15	81	96	1.4	93-0	121	62	15	37	285	4.3
TOTAL		94-2	1400/14.9	109-259	.421	59-162	.364	31-47	.660	17	90	107	1.1	108-0	131	71	17	41	308	3.3



#1

**LITTLE
MIRO**Sophomore • Guard • 6-3 • 194
Tampere, Finland • Sunrise Christian Academy
Baylor

Stat	2024-25 Season High	Career High
Points	16, Mississippi Valley State, 11/26/24	Same
Rebounds	11, UTAH TECH, 11/22/24	Same
Assists	8, UTAH TECH, 11/22/24	Same
Blocks	2, FLORIDA A&M, 12/17/24	Same
Steals	3, #RV/RV BAYLOR, 1/25/25	Same
FGs Made	5, Mississippi Valley State, 11/26/24	Same
FGs Attempted	11, ST. MARY'S, 12/17/24	Same
3FGs Made	2, 6x, Last vs. #RV/RV BAYLOR, 1/25/25	3, MISSISSIPPI VALLEY STATE, 12/22/23
3FGs Attempted	7, #RV/RV BAYLOR, 1/25/25	Same
FTs Made	6, 2x, Last vs. #RV/RV BAYLOR, 1/25/25	Same
FTs Attempted	6, 3x, Last vs. #RV/RV BAYLOR, 1/25/25	Same

2024-25 SEASON HIGHLIGHTS

- Transferred from Baylor
- Member of Finnish Men's National Team with former Runnin' Ute Mikael Jantunen and coached by former Runnin' Ute Hanno Mottölä
- Also played alongside Utah Jazz star Lauri Markkanen on national team
- Started his first game as a Ute vs. Alcorn State in the season-opener
- Career-high 10pts in win vs. Queens with 5rebs and 4asts

- Back-to-back games with 10pts to go with 6asts vs. #RV Mississippi State
- Recorded career-highs in rebounds (11) and assists (8) vs. Utah Tech
- Posted career-high 16pts on 5-9 shooting with 6rebs and 5asts vs. MVSU
- Mountain to Sea Showcase All-Tournament Team (2gpf, 11.5ppg, 7.0rpg, 6.0apg)
- 1st career double-double vs. St. Mary's with 14pts, 11rebs and 6asts
- Scored 12pts with 8rebs and 7asts off the bench at home vs. Baylor
- Dished out 5+asts for the 9th time this season at Cincinnati

- Had a solid floor game vs. Kansas State with 6pts, 4rebs, 4asts & 2stls

2024-25 GAME-BY-GAME STATISTICS

Opponent	Date	GS	MIN	Total		3-Pointers		Free throws		Rebounds				PF	A	TO	BLK	STL	PTS	AVG
				FG-FGA	PCT	3FG-3FGA	PCT	FT-FTA	PCT	OFF	DEF	TOT	AVG							
Alcorn	11/04/2024	*	20:29	2-7	.286	2-5	.400	0-2	.000	2	2	4	4.0	3	7	1	0	1	6	6.0
Central Ark.	11/07/2024	*	19:47	3-7	.429	1-5	.200	2-2	1.000	1	4	5	4.5	1	5	2	0	1	9	7.5
Queens (NC)	11/12/2024	*	25:09	4-7	.571	2-2	1.000	0-0	.000	0	5	5	4.7	4	4	1	0	1	10	8.3
vs Mississippi St.	11/17/2024	*	26:49	4-8	.500	2-5	.400	0-1	.000	0	4	4	4.5	3	6	3	0	0	10	8.8
Utah Tech	11/22/2024	*	25:50	1-4	.250	0-1	.000	2-2	1.000	2	9	11	5.8	1	8	3	1	1	4	7.8
Mississippi Val.	11/26/2024	*	22:19	5-9	.556	2-3	.667	4-4	1.000	2	4	6	5.8	1	5	1	0	1	16	9.2
Eastern Wash.	11/30/2024	*	25:24	2-7	.286	0-4	.000	3-5	.600	0	8	8	6.1	4	7	4	1	1	7	8.9
Saint Mary's (CA)	12/07/2024	*	35:57	4-11	.364	0-2	.000	6-6	1.000	1	9	10	6.6	1	6	2	0	1	14	9.5
Raford	12/14/2024	*	27:34	2-5	.400	1-2	.500	2-2	1.000	0	1	1	6.0	1	2	1	0	2	7	9.2
Florida A&M	12/17/2024	*	19:13	0-7	.000	0-5	.000	1-2	.500	1	1	2	5.6	1	4	3	2	2	1	8.4
vs Iowa	12/21/2024	*	22:48	1-7	.143	0-3	.000	0-0	.000	1	4	5	5.5	1	3	2	0	2	2	7.8
at Baylor	12/31/2024	*	24:51	0-9	.000	0-5	.000	0-0	.000	1	1	2	5.3	3	3	1	0	0	0	7.2
Texas Tech	01/04/2025		12:17	2-2	1.000	1-1	1.000	3-6	.500	0	1	1	4.9	1	1	1	0	0	8	7.2
at Iowa St.	01/07/2025		23:32	4-8	.500	2-3	.667	3-4	.750	1	4	5	4.9	1	3	4	0	0	13	7.6
Oklahoma St.	01/11/2025		17:44	0-2	.000	0-1	.000	1-2	.500	0	2	2	4.7	0	3	0	1	0	1	7.2
at TCU	01/15/2025		12:42	0-2	.000	0-1	.000	0-0	.000	0	1	1	4.5	1	2	0	0	1	0	6.8
BYU	01/18/2025		03:12	0-1	.000	0-1	.000	0-0	.000	0	0	0	4.2	0	0	0	0	0	0	6.4
at Houston	01/22/2025		22:20	2-3	.667	2-3	.667	0-0	.000	0	2	2	4.1	4	0	5	0	0	6	6.3
Baylor	01/25/2025		27:30	2-8	.250	2-7	.286	6-6	1.000	3	5	8	4.3	2	7	0	0	3	12	6.6
Cincinnati	01/28/2025		11:04	0-2	.000	0-1	.000	0-0	.000	0	0	0	4.1	0	2	1	0	0	0	6.3
at Oklahoma St.	02/01/2025		03:07	0-0	.000	0-0	.000	0-0	.000	0	0	0	3.9	0	1	0	0	0	0	6.0
Colorado	02/05/2025		10:57	0-1	.000	0-1	.000	0-0	.000	0	0	0	3.7	1	1	0	0	2	0	5.7
at West Virginia	02/08/2025		14:39	1-4	.250	0-1	.000	3-3	1.000	0	2	2	3.7	0	1	0	0	0	5	5.7
at Cincinnati	02/11/2025		12:07	0-2	.000	0-1	.000	0-0	.000	0	1	1	3.5	0	5	0	0	0	0	5.5
Kansas	02/15/2025		09:58	2-3	.667	1-2	.500	0-0	.000	0	0	0	3.4	0	2	1	0	0	5	5.4
Kansas St.	02/17/2025		20:36	3-9	.333	0-4	.000	0-0	.000	2	2	4	3.4	2	4	3	0	2	6	5.5
at UCF	02/23/2025		13:12	0-1	.000	0-0	.000	0-0	.000	0	4	4	3.4	2	1	3	0	3	0	5.3
at Arizona	02/26/2025		09:30	1-4	.250	1-2	.500	0-0	.000	0	1	1	3.4	2	0	1	0	1	3	5.2
Arizona St.	03/01/2025		03:59	0-0	.000	0-0	.000	0-0	.000	0	1	1	3.3	1	0	0	0	0	0	5.0
West Virginia	03/04/2025		04:02	1-1	1.000	0-0	.000	0-0	.000	0	1	1	3.2	0	0	1	0	1	2	4.9
Totals			12 528:38	46-141	.326	19-71	.268	36-47	.766	17	79	96	3.2	41	93	44	5	26	147	4.9

Player Averages

Games Played	Minutes/game	Points/game	FG Pct	3FG Pct	FT Pct	Rebounds/game	Assists/game	Turnovers/game	Assist/Turnover ratio	Steals/game	Blocks/game
30	17.6	4.9	32.6	26.8	76.6	3.2	3.1	1.5	2.1	0.9	0.2

MIRO LITTLE CAREER STATISTICS

				Field Goals		3-Point		F-Throws		Rebounds				Scoring						
SEASON	TEAM	GP-GS	MIN/AVG	FG-FGA	FG%	3FG-3FGA	3FG%	FT-FTA	FT%	OFF	DEF	TOT	AVG	PF-FO	A	TO	BLK	STL	PTS	AVG
2023-24	Baylor	34-0	241/7.1	18-42	.429	9-25	.360	13-18	.722	8	33	41	1.2	31-0	23	15	0	5	58	1.7
2024-25	Utah	30-12	529/17.6	46-141	.326	19-71	.268	36-47	.766	17	79	96	3.2	41-0	93	44	5	26	147	4.9
TOTAL FOR Utah		30-12	529/17.6	46-141	.326	19-71	.268	36-47	.766	17	79	96	3.2	41-0	93	44	5	26	147	4.9
TOTAL		64-12	770/12.0	64-183	.350	28-96	.292	49-65	.754	25	112	137	2.1	72-0	116	59	5	31	205	3.2



#2

AUSAR EZRA

Junior • Forward • 6-8 • 238

Atlanta, Ga. • Liberty Heights Athletics Institute
East Carolina

Stat	2024-25 Season High	Career High
Points	26, BYU, 1/18/25	28, vs. Tulsa, 3/14/24
Rebounds	11, QUEENS, 11/12/24	19, vs. #1/1 Houston, 3/10/23
Assists	3, UTAH TECH, 11/22/24	3, 4x, Last vs. UTAH TECH, 11/22/24
Blocks	2, 3x, Last vs. CINCINNATI, 1/28/25	3, KENNESAW STATE, 11/21/23
Steals	3, at Cincinnati, 2/11/25	4, vs. South Carolina, 12/17/22
FGs Made	11, BYU, 1/18/25	Same
FGs Attempted	17, at #22/21 Arizona, 2/26/25	Same
3FGs Made	1, CINCINNATI, 1/28/25	1, 7x, Last vs. CINCINNATI, 1/28/25
3FGs Attempted	2, ARIZONA STATE, 3/1/25	2, TEMPLE, 1/28/24
FTs Made	11, ARIZONA STATE, 3/1/25	Same
FTs Attempted	14, ARIZONA STATE, 3/1/25	16, USC Upstate, 11/15/23

2024-25 SEASON HIGHLIGHTS

- 2022-23 AAC All-Freshman Team
- Very involved with charity work around his community back home
- 13pts with 6rebs and 7-12 from FT line in Runnin' Ute debut
- 7th career double-double vs. Queens with 10pts and 11rebs
- Season-high 15pts with 4rebs on 7-10 at the lin vs. #RV Mississippi State
- Tied career-high in assists with 4 against Utah Tech

- Mountain to Sea Showcase All-Tournament Team (2gp, 14.5ppg, 2.5rpg)
- Had 12pts on 5-6 shooting with 2stls in just 14mins vs. Florida A&M
- Missed Texas Tech due to loss in family
- Season-high 21pts on 7-8 from the line for first Big 12 win vs. Oklahoma State
- Scored 21 of 26 season-high points in 2H with 3pts in OT to defeat BYU
- Team-high 19pts with 7rebs, 2blks and 2stls vs. Baylor at home
- Led Utah in scoring once again with 18pts at Oklahoma State

- 4th-straight game in double-figures with 10pts and 7rebs vs. Colorado at home
- Season-high 3stls to go with 8pts and 2rebs at Cincinnati
- Posted 12pts and 8rebs in upset win over #17/20 Kansas at home
- Scored 21pts (7-for-7 FTM) on 8rebs, 2asts & 1stl in win vs. Kansas State
- Back-to-back games with 20pts, 6rebs, 2asts on 7-10 shooting at UCF
- Recorded 1,000th career point with 5:27 left in the game at #22/21 Arizona
- 25pts on 7-10 shooting and 11-14 from the line in win vs. Arizona State

2024-25 GAME-BY-GAME STATISTICS

Opponent	Date	GS	MIN	Total FG-FGA	PCT	3-Pointers 3FG-3FGA	PCT	Free throws FT-FTA	PCT	Rebounds OFF DEF TOT	AVG	PF	A	TO	BLK	STL	PTS	AVG
Alcorn	11/04/2024	*	22:34	3-5	.600	0-0	.000	7-12	.583	2 4 6	6.0	2	1	1	0	2	13	13.0
Central Ark.	11/07/2024	*	15:50	3-3	1.000	0-0	.000	7-8	.875	0 3 3	4.5	4	1	4	0	0	13	13.0
Queens (NC)	11/12/2024	*	23:56	4-10	.400	0-1	.000	2-4	.500	5 6 11	6.7	4	1	2	0	0	10	12.0
vs Mississippi St.	11/17/2024	*	26:19	4-13	.308	0-0	.000	7-10	.700	2 2 4	6.0	5	2	1	1	0	15	12.8
Utah Tech	11/22/2024	*	21:35	3-5	.600	0-0	.000	2-2	1.000	2 4 6	6.0	3	3	1	0	0	8	11.8
Mississippi Val.	11/26/2024	*	18:52	3-3	1.000	0-0	.000	3-5	.600	0 0 0	5.0	2	0	2	0	1	9	11.3
Eastern Wash.	11/30/2024	*	23:25	7-9	.778	0-0	.000	6-12	.500	3 2 5	5.0	1	0	0	0	1	20	12.6
Saint Mary's (CA)	12/07/2024	*	16:59	2-5	.400	0-0	.000	1-4	.250	4 0 4	4.9	1	0	0	0	0	5	11.6
Radford	12/14/2024	*	15:55	1-2	.500	0-0	.000	4-6	.667	1 3 4	4.8	2	0	2	0	1	6	11.0
Florida A&M	12/17/2024	*	14:01	5-6	.833	0-0	.000	2-5	.400	1 1 2	4.5	2	0	0	0	2	12	11.1
vs Iowa	12/21/2024	*	09:42	2-7	.286	0-0	.000	2-2	1.000	3 1 4	4.5	0	0	0	0	0	6	10.6
at Baylor	12/31/2024	*	19:32	1-8	.125	0-0	.000	1-2	.500	1 5 6	4.6	1	2	2	0	1	3	10.0
at Iowa St.	01/07/2025	*	23:53	2-7	.286	0-1	.000	0-2	.000	2 2 4	4.5	3	1	2	1	1	4	9.5
Oklahoma St.	01/11/2025	*	17:09	7-12	.583	0-0	.000	7-8	.875	0 4 4	4.5	2	0	1	0	1	21	10.4
at TCU	01/15/2025	*	17:08	2-3	.667	0-0	.000	4-8	.500	1 5 6	4.6	0	1	4	2	0	8	10.2
BYU	01/18/2025	*	30:40	11-15	.733	0-0	.000	4-8	.500	2 4 6	4.7	3	2	0	0	2	26	11.2
at Houston	01/22/2025	*	20:49	0-4	.000	0-0	.000	1-2	.500	3 0 3	4.6	1	0	2	0	0	1	10.6
Baylor	01/25/2025	*	26:45	7-12	.583	0-1	.000	5-11	.455	5 2 7	4.7	4	1	2	2	2	19	11.1
Cincinnati	01/28/2025	*	16:10	5-8	.625	1-1	1.000	0-0	.000	0 3 3	4.6	4	1	4	2	1	11	11.1
at Oklahoma St.	02/01/2025	*	26:60	6-10	.600	0-1	.000	6-12	.500	1 2 3	4.6	4	0	2	1	1	18	11.4
Colorado	02/05/2025	*	23:21	3-6	.500	0-1	.000	4-7	.571	1 6 7	4.7	2	1	4	1	2	10	11.3
at West Virginia	02/08/2025	*	21:16	3-5	.600	0-0	.000	0-2	.000	3 0 3	4.6	4	2	1	0	0	6	11.1
at Cincinnati	02/11/2025	*	26:31	4-10	.400	0-1	.000	0-1	.000	0 2 2	4.5	4	1	2	1	3	8	11.0
Kansas	02/15/2025	*	28:54	4-9	.444	0-1	.000	4-6	.667	3 5 8	4.6	2	0	1	0	0	12	11.0
Kansas St.	02/17/2025	*	28:33	7-14	.500	0-0	.000	7-7	1.000	5 3 8	4.8	2	2	2	0	1	21	11.4
at UCF	02/23/2025	*	29:49	7-10	.700	0-0	.000	6-7	.857	1 5 6	4.8	4	2	4	0	1	20	11.7
at Arizona	02/26/2025	*	36:30	6-17	.353	0-1	.000	6-9	.667	2 3 5	4.8	3	0	1	0	1	18	12.0
Arizona St.	03/01/2025	*	28:47	7-10	.700	0-2	.000	11-14	.786	0 4 4	4.8	4	1	2	0	1	25	12.4
West Virginia	03/04/2025		28:47	1-6	.167	0-1	.000	9-11	.818	3 2 5	4.8	2	1	2	0	1	11	12.4
Totals			28 660:41	120-234	.513	1-12	.083	118-187	.631	56 83 139	4.8	75	26	51	11	26	359	12.4

Player Averages

Games Played	Minutes/game	Points/game	FG Pct	3FG Pct	FT Pct	Rebounds/game	Assists/game	Turnovers/game	Assist/Turnover ratio	Steals/game	Blocks/game
29	22.8	12.4	51.3	8.3	63.1	4.8	0.9	1.8	0.5	0.9	0.4

EZRA AUSAR CAREER STATISTICS

SEASON	TEAM	GP-GS	MIN/AVG	Field Goals FG-FGA FG%	3-Point 3FG-3FGA 3FG%	F-Throws FT-FTA FT%	Rebounds OFF DEF TOT AVG	PF-FO	A	TO	BLK	STL	PTS	AVG
2022-23	ECU	32-20	718/22.4	123-219 .562	0-0 .000	69-131 .527	61 110 171 5.3	86-6	15	56	14	29	315	9.8
2023-24	ECU	32-24	839/26.2	114-222 .514	6-16 .375	130-199 .653	64 86 150 4.7	86-1	32	68	17	26	364	11.4
2024-25	Utah	29-28	661/22.8	120-234 .513	1-12 .083	118-187 .631	56 83 139 4.8	75-1	26	51	11	26	359	12.4
TOTAL FOR Utah		29-28	661/22.8	120-234 .513	1-12 .083	118-187 .631	56 83 139 4.8	75-1	26	51	11	26	359	12.4
TOTAL		93-72	2218/23.8	357-675 .529	7-28 .250	317-517 .613	181 279 460 4.9	247-8	73	175	42	81	1038	11.2



#5
**KARRAM
JOUL**

Freshman • Center • 6-10 • 225
Nazareth, Israel • Hakfar Hayarok

Stat	2024-25 Season High	Career High
Points	4, UTAH TECH, 11/22/24	Same
Rebounds	4, CENTRAL ARKANSAS, 11/7/24	Same
Assists	2, ALCORN STATE, 11/4/24	Same
Blocks	--	--
Steals	--	--
FGs Made	2, UTAH TECH, 11/22/24	Same
FGs Attempted	2, UTAH TECH, 11/22/24	Same
3FGs Made	--	--
3FGs Attempted	--	--
FTs Made	1, CENTRAL ARKANSAS, 11/7/24	Same
FTs Attempted	2, CENTRAL ARKANSAS, 11/7/24	Same

2024-25 SEASON HIGHLIGHTS

- Made collegiate debut vs. Alcorn State in 1st half, recording 3rebs & 2asts
- Recorded his first collegiate points, hitting 1-2 from FT line vs. UCA
- Scored his 1st-career points with 1:13 left to play vs. Utah Tech

2024-25 GAME-BY-GAME STATISTICS

Opponent	Date	GS	MIN	Total		3-Pointers		Free throws		Rebounds											
				FG-FGA	PCT	3FG-3FGA	PCT	FT-FTA	PCT	OFF	DEF	TOT	AVG	PF	A	TO	BLK	STL	PTS	AVG	
Alcorn	11/04/2024		09:24	0-0	.000	0-0	.000	0-0	.000	1	2	3	3.0	2	2	0	0	0	0	0.0	
Central Ark.	11/07/2024		05:30	0-0	.000	0-0	.000	1-2	.500	1	3	4	3.5	2	0	2	0	0	1	0.5	
Queens (NC)	11/12/2024		03:10	0-0	.000	0-0	.000	0-0	.000	0	1	1	2.7	1	0	0	0	0	0	0.3	
Utah Tech	11/22/2024		02:54	2-2	1.000	0-0	.000	0-0	.000	1	0	1	2.3	0	0	0	0	0	4	1.3	
Mississippi Val.	11/26/2024		03:36	0-1	.000	0-0	.000	0-0	.000	1	0	1	2.0	1	1	0	0	0	0	1.0	
Florida A&M	12/17/2024		02:33	0-0	.000	0-0	.000	0-0	.000	0	0	0	1.7	0	0	0	0	0	0	0.8	
Oklahoma St.	01/11/2025		00:11	0-0	.000	0-0	.000	0-0	.000	0	0	0	1.4	0	0	0	0	0	0	0.7	
Arizona St.	03/01/2025		01:32	0-0	.000	0-0	.000	0-0	.000	0	1	1	1.4	0	0	0	0	0	0	0.6	
Totals		0	28:51	2-3	.667	0-0	.000	1-2	.500	4	7	11	1.4	6	3	2	0	0	5	0.6	

Player Averages

Games Played	Minutes/ game	Points/ game	FG Pct	3FG Pct	FT Pct	Rebounds/ game	Assists/ game	Turnovers/ game	Assist/Turnover ratio	Steals/ game	Blocks/ game
8	3.6	0.6	66.7	0.0	50.0	1.4	0.4	0.3	1.5	0.0	0.0

JOUL KARRAM CAREER STATISTICS

			Field Goals		3-Point		F-Throws		Rebounds				Scoring							
SEASON	TEAM	GP-GS	MIN/AVG	FG-FGA	FG%	3FG-3FGA	3FG%	FT-FTA	FT%	OFF	DEF	TOT	AVG	PF-FO	A	TO	BLK	STL	PTS	AVG
2024-25	Utah	8-0	29/3.6	2-3	.667	0-0	.000	1-2	.500	4	7	11	1.4	6-0	3	2	0	0	5	0.6
TOTAL		8-0	29/3.6	2-3	.667	0-0	.000	1-2	.500	4	7	11	1.4	6-0	3	2	0	0	5	0.6





#6
SMITH
BRADY

Sophomore • Guard • 6-1 • 175
Logan, Utah • Green Canyon HS
Salt Lake CC

Stat	2024-25 Season High	Career High
Points	2, 2x, Last vs. ARIZONA STATE, 3/1/25	3, at Casper College, 11/3/23
Rebounds	1, Mississippi Valley State, 11/26/24	2, 2x, Last vs. GILLETTE COLLEGE, 11/4/23
Assists	1, FLORIDA A&M, 12/17/24	1, 2x, Last vs. FLORIDA A&M, 12/17/24
Blocks	--	--
Steals	--	1, at Central Wyoming College, 11/1/23
FGs Made	1, FLORIDA A&M, 12/17/24	Same
FGs Attempted	2, 2x, Last vs. Mississippi Valley State, 11/26/24	2, 3x, Last vs. Mississippi Valley State, 11/26/24
3FGs Made	0, 2x, Last vs. QUEENS, 11/12/24	0, 3x, Last vs. QUEENS, 11/12/24
3FGs Attempted	1, 2x, Last vs. QUEENS, 11/12/24	1, 3x, Last vs. QUEENS, 11/12/24
FTs Made	0, ARIZONA STATE, 3/1/25	3, at Casper College, 11/3/23
FTs Attempted	1, ARIZONA STATE, 3/1/25	4, at Casper College, 11/3/23

2024-25 SEASON HIGHLIGHTS

- Transferred in from SLCC
- Middle son of former head coach Craig Smith
- Oldest brother, Landon, is the director of administration and operations for the Runnin' Utes
- Made his Runnin' Utes/DI debut in season-opener vs. Alcorn State
- First-career basket and points at the Division I level vs. Florida A&M

-Tied season-high with a floater late in the 2H against Arizona State

2024-25 GAME-BY-GAME STATISTICS

Opponent	Date	GS	MIN	Total		3-Pointers		Free throws		Rebounds				PF	A	TO	BLK	STL	PTS	AVG
				FG-FGA	PCT	3FG-3FGA	PCT	FT-FTA	PCT	OFF	DEF	TOT	AVG							
Alcorn	11/04/2024		02:21	0-1	.000	0-0	.000	0-0	.000	0	0	0	0.0	0	0	0	0	0	0	0.0
Central Ark.	11/07/2024		02:07	0-1	.000	0-1	.000	0-0	.000	0	0	0	0.0	0	0	0	0	0	0	0.0
Queens (NC)	11/12/2024		02:08	0-2	.000	0-1	.000	0-0	.000	0	0	0	0.0	0	0	0	0	0	0	0.0
Utah Tech	11/22/2024		02:03	0-1	.000	0-0	.000	0-0	.000	0	0	0	0.0	0	0	0	0	0	0	0.0
Mississippi Val.	11/26/2024		03:36	0-2	.000	0-0	.000	0-0	.000	0	1	1	0.2	0	0	0	0	0	0	0.0
Florida A&M	12/17/2024		02:33	1-1	1.000	0-0	.000	0-0	.000	0	0	0	0.2	0	1	0	0	0	2	0.3
Texas Tech	01/04/2025		00:36	0-0	.000	0-0	.000	0-0	.000	0	0	0	0.1	0	0	0	0	0	0	0.3
Oklahoma St.	01/11/2025		00:44	0-0	.000	0-0	.000	0-0	.000	0	0	0	0.1	0	0	0	0	0	0	0.3
Arizona St.	03/01/2025		01:32	1-1	1.000	0-0	.000	0-1	.000	0	0	0	0.1	0	0	0	0	0	2	0.4
Totals		0	17:40	2-9	.222	0-2	.000	0-1	.000	0	1	1	0.1	0	1	0	0	0	4	0.4

Player Averages

Games Played	Minutes/ game	Points/ game	FG Pct	3FG Pct	FT Pct	Rebounds/ game	Assists/ game	Turnovers/ game	Assist/Turnover ratio	Steals/ game	Blocks/ game
9	2.0	0.4	22.2	0.0	0.0	0.1	0.1	0.0	1.0	0.0	0.0

BRADY SMITH CAREER STATISTICS

				Field Goals		3-Point		F-Throws		Rebounds				Scoring						
SEASON	TEAM	GP-GS	MIN/AVG	FG-FGA	FG%	3FG-3FGA	3FG%	FT-FTA	FT%	OFF	DEF	TOT	AVG	PF-FO	A	TO	BLK	STL	PTS	AVG
2024-25	Utah	9-0	18/2.0	2-9	.222	0-2	.000	0-1	.000	0	1	1	0.1	0-0	1	0	0	0	4	0.4
TOTAL		9-0	18/2.0	2-9	.222	0-2	.000	0-1	.000	0	1	1	0.1	0-0	1	0	0	0	4	0.4





#8

DAWES KEANU

Sophomore • Forward • 6-9 • 220
Houston, Texas • Stratford HS
Rice

Stat	2024-25 Season High	Career High
Points	18, at #22/21 Arizona, 2/26/25	18, 2x, Last at #22/21 Arizona, 2/26/25
Rebounds	12, vs. #RV/RV Mississippi State, 11/17/24	Same
Assists	5, CENTRAL ARKANSAS, 11/7/24	Same
Blocks	2, CENTRAL ARKANSAS, 11/7/24	2, 3x, Last vs. CENTRAL ARKANSAS, 11/7/24
Steals	2, QUEENS, 11/12/24	3, UT MARTIN, 11/30/23
FGs Made	8, OKLAHOMA STATE, 1/11/25	Same
FGs Attempted	10, 2x, Last at TCU, 1/15/25	11, LOUISIANA, 12/22/23
3FGs Made	2, 2x, Last at West Virginia, 2/8/25	4, LOUISIANA, 12/22/23
3FGs Attempted	3, 3x, Last at West Virginia, 2/8/25	7, LOUISIANA, 12/22/23
FTs Made	6, #RV/RV TEXAS TECH, 1/4/25	7, 2x, Last at Memphis, 1/31/24
FTs Attempted	8, #RV/RV TEXAS TECH, 1/4/25	10, at Memphis, 1/31/24

2024-25 SEASON HIGHLIGHTS

- Transferred from Rice
- 2023-24 AAC All-Freshman Team
- Grew up in SLC before moving to Houston his 7th grade year
- Grandparents were Utah FB and MBB season ticket holders
- Mom played volleyball and basketball at Utah State Eastern
- Uncle (Derek Dawes) played basketball at BYU

- Had 13pts with team-high 6rebs on 4-5 shooting in Runnin' Ute debut
- Filled stat sheet with 7pts, 11rebs, 5asts, 2blks and 1stl vs. UCA
- Was efficient on the floor, scoring 8pts, 7rebs, 2stls in 17mins of action
- 1st career double-double with 13pts & career-high 12rebs vs. Mississippi State
- Season-high 14pts with 9rebs on 6-9 shooting vs. Utah Tech
- Came off the bench with 11pts, 5rebs on 6-8 from FT line
- Season-high 16pts with 9rebs to give Utah its first Big 12 vs. Oklahoma State

- 2nd-straight game with 16pts, this time at TCU with 6rebs on 7-10 shooting
- Had 12pts off the bench with 9rebs to help Utah defeat Cincinnati 69-66
- Chipped in with 10pts off the bench on 4-5 shooting at Oklahoma State
- 2nd career double-double with 14pts & 11rebs off the bench at WVU
- Pulled down 10rebs (30REB) off the bench in upset over #17/20 Kansas
- 3rd double-double off the bench (18pts, 10rebs on 6-8 FGM) at #22/21 Arizona
- 4th double-double off the bench (15pts, 11rebs, 1blk, 1stl vs. Arizona State

2024-25 GAME-BY-GAME STATISTICS

Opponent	Date	GS	MIN	Total		3-Pointers		Free throws		Rebounds				PF	A	TO	BLK	STL	PTS	AVG
				FG-FGA	PCT	3FG-3FGA	PCT	FT-FTA	PCT	OFF	DEF	TOT	AVG							
Alcorn	11/04/2024		20:05	4-5	.800	2-3	.667	3-4	.750	2	4	6	6.0	3	1	1	1	1	13	13.0
Central Ark.	11/07/2024		25:17	1-6	.167	0-3	.000	5-6	.833	4	7	11	8.5	2	5	2	2	1	7	10.0
Queens (NC)	11/12/2024		17:22	3-4	.750	0-1	.000	2-2	1.000	2	5	7	8.0	3	0	2	0	2	8	9.3
vs Mississippi St.	11/17/2024		25:04	6-8	.750	0-2	.000	1-2	.500	3	9	12	9.0	5	0	2	1	1	13	10.3
Utah Tech	11/22/2024		20:57	6-9	.667	1-2	.500	1-4	.250	3	6	9	9.0	1	2	1	1	0	14	11.0
Mississippi Val.	11/26/2024		15:43	1-1	1.000	0-0	.000	4-4	1.000	1	4	5	8.3	5	1	0	1	0	6	10.2
Eastern Wash.	11/30/2024		03:53	0-0	.000	0-0	.000	0-0	.000	0	0	0	7.1	2	0	0	0	0	0	8.7
Saint Mary's (CA)	12/07/2024		03:25	1-1	1.000	0-0	.000	0-0	.000	1	0	1	6.4	1	0	0	0	1	2	7.9
Florida A&M	12/17/2024		10:38	2-2	1.000	0-0	.000	0-0	.000	1	0	1	5.8	1	1	0	0	0	4	7.4
at Baylor	12/31/2024		11:15	2-4	.500	0-2	.000	3-5	.600	1	2	3	5.5	0	1	0	0	0	7	7.4
Texas Tech	01/04/2025		19:35	2-4	.500	1-2	.500	6-8	.750	2	3	5	5.5	3	0	3	1	0	11	7.7
at Iowa St.	01/07/2025		01:59	0-0	.000	0-0	.000	0-0	.000	0	0	0	5.0	1	0	0	0	0	0	7.1
Oklahoma St.	01/11/2025		20:58	8-10	.800	0-1	.000	0-0	.000	2	7	9	5.3	1	2	2	1	0	16	7.8
at TCU	01/15/2025		22:52	7-10	.700	0-1	.000	2-2	1.000	2	4	6	5.4	0	2	1	1	1	16	8.4
BYU	01/18/2025		10:37	2-4	.500	1-1	1.000	0-2	.000	1	2	3	5.2	2	0	0	0	1	5	8.1
at Houston	01/22/2025		25:04	2-4	.500	1-1	1.000	2-4	.500	3	6	9	5.4	3	1	2	0	0	7	8.1
Baylor	01/25/2025		18:59	0-2	.000	0-1	.000	0-0	.000	0	1	1	5.2	3	0	1	1	1	0	7.6
Cincinnati	01/28/2025		30:25	4-5	.800	1-2	.500	3-3	1.000	1	8	9	5.4	1	1	4	1	1	12	7.8
at Oklahoma St.	02/01/2025		15:23	4-5	.800	0-0	.000	2-3	.667	3	0	3	5.3	3	0	0	0	1	10	7.9
Colorado	02/05/2025		15:00	0-2	.000	0-0	.000	1-2	.500	1	2	3	5.2	1	2	0	0	0	1	7.6
at West Virginia	02/08/2025		21:30	4-7	.571	2-3	.667	4-5	.800	3	8	11	5.4	2	1	1	0	1	14	7.9
at Cincinnati	02/11/2025		19:49	2-3	.667	1-1	1.000	0-0	.000	2	3	5	5.4	2	0	0	0	0	5	7.8
Kansas	02/15/2025		17:16	0-1	.000	0-1	.000	2-2	1.000	2	8	10	5.6	1	1	0	0	1	2	7.5
Kansas St.	02/17/2025		11:30	1-3	.333	0-1	.000	2-3	.667	3	5	8	5.7	0	0	0	0	0	4	7.4
at UCF	02/23/2025		14:09	1-3	.333	0-1	.000	0-0	.000	1	1	2	5.6	0	0	1	0	0	2	7.2
at Arizona	02/26/2025		25:48	6-8	.750	1-2	.500	5-5	1.000	2	8	10	5.7	2	1	1	1	0	18	7.6
Arizona St.	03/01/2025		22:45	6-9	.667	0-0	.000	3-4	.750	3	8	11	5.9	3	4	2	1	1	15	7.9
West Virginia	03/04/2025		20:40	0-3	.000	0-1	.000	0-0	.000	1	5	6	5.9	1	1	1	0	0	0	7.6
Totals		0	487:59	75-123	.610	11-32	.344	51-70	.729	50	116	166	5.9	52	27	27	13	14	212	7.6

Player Averages

Games Played	Minutes/game	Points/game	FG Pct	3FG Pct	FT Pct	Rebounds/game	Assists/game	Turnovers/game	Assist/Turnover ratio	Steals/game	Blocks/game
28	17.4	7.6	61.0	34.4	72.9	5.9	1.0	1.0	1.0	0.5	0.5

KEANU DAWES CAREER STATISTICS

				Field Goals		3-Point		F-Throws		Rebounds				Scoring						
SEASON	TEAM	GP-GS	MIN/AVG	FG-FGA	FG%	3FG-3FGA	3FG%	FT-FTA	FT%	OFF	DEF	TOT	AVG	PF-FO	A	TO	BLK	STL	PTS	AVG
2023-24	Rice	32-23	756/23.6	71-173	.410	21-73	.288	48-68	.706	25	107	132	4.1	52-0	29	34	14	26	211	6.6
2024-25	Utah	28-0	488/17.4	75-123	.610	11-32	.344	51-70	.729	50	116	166	5.9	52-2	27	27	13	14	212	7.6
TOTAL FOR Utah		28-0	488/17.4	75-123	.610	11-32	.344	51-70	.729	50	116	166	5.9	52-2	27	27	13	14	212	7.6
TOTAL		60-23	1244/20.7	146-296	.493	32-105	.305	99-138	.717	75	223	298	5.0	104-2	56	61	27	40	423	7.1



#9
HUANG
JERRY

Redshirt Freshman • Guard • 6-2 • 185
Taipei, Taiwan • Wasatch Academy

Stat	2024-25 Season High	Career High
Points	2, 2x, Last vs. FLORIDA A&M, 12/17/24	Same
Rebounds	1, 2x, Last vs. Mississippi Valley State, 11/26/24	Same
Assists	1, Mississippi Valley State, 11/26/24	Same
Blocks	--	--
Steals	--	--
FGs Made	1, 2x, Last vs. FLORIDA A&M, 12/17/24	Same
FGs Attempted	2, QUEENS, 11/12/24	Same
3FGs Made	0, 2x, Last vs. QUEENS, 11/12/24	Same
3FGs Attempted	1, 2x, Last vs. QUEENS, 11/12/24	Same
FTs Made	1, OKLAHOMA STATE, 1/11/25	Same
FTs Attempted	2, OKLAHOMA STATE, 1/11/25	Same

2024-25 SEASON HIGHLIGHTS

- Redshirted the 2023-24 season
- Played for Chinese-Taipei National Team at 2024 Jones Cup in his hometown of Taipei this summer
- Made his collegiate debut with 2:21 left in the 2nd half vs. Alcorn State
- First collegiate basket came on a put-back with 1:24 left to play vs. Queens
- Scored with a reverse lay-up in 89-59 victory over Florida A&M
- First-career free-throws, hitting 1-of-2 vs. Oklahoma State

2024-25 RUNNIN' UTES BASKETBALL

Opponent	Date	GS	MIN	Total		3-Pointers		Free throws		Rebounds				PF	A	TO	BLK	STL	PTS	AVG
				FG-FGA	PCT	3FG-3FGA	PCT	FT-FTA	PCT	OFF	DEF	TOT	AVG							
Alcorn	11/04/2024		02:21	0-1	.000	0-1	.000	0-0	.000	0	0	0	0.0	0	0	0	0	0	0	0.0
Central Ark.	11/07/2024		02:07	0-0	.000	0-0	.000	0-0	.000	0	0	0	0.0	0	0	0	0	0	0	0.0
Queens (NC)	11/12/2024		02:08	1-2	.500	0-1	.000	0-0	.000	1	0	1	0.3	0	0	0	0	0	2	0.7
Utah Tech	11/22/2024		02:01	0-0	.000	0-0	.000	0-0	.000	0	0	0	0.3	0	0	0	0	0	0	0.5
Mississippi Val.	11/26/2024		04:45	0-1	.000	0-0	.000	0-0	.000	0	1	1	0.4	0	1	0	0	0	0	0.4
Florida A&M	12/17/2024		02:33	1-1	1.000	0-0	.000	0-0	.000	0	0	0	0.3	0	0	0	0	0	2	0.7
Texas Tech	01/04/2025		00:36	0-0	.000	0-0	.000	0-0	.000	0	0	0	0.3	0	0	0	0	0	0	0.6
Oklahoma St.	01/11/2025		00:44	0-0	.000	0-0	.000	1-2	.500	0	0	0	0.3	0	0	0	0	0	1	0.6
Arizona St.	03/01/2025		01:32	0-0	.000	0-0	.000	0-0	.000	0	0	0	0.2	0	0	0	0	0	0	0.6
Totals		0	18:47	2-5	.400	0-2	.000	1-2	.500	1	1	2	0.2	0	1	0	0	0	5	0.6

Player Averages

Games Played	Minutes/ game	Points/ game	FG Pct	3FG Pct	FT Pct	Rebounds/ game	Assists/ game	Turnovers/ game	Assist/Turnover ratio	Steals/ game	Blocks/ game
9	2.1	0.6	40.0	0.0	50.0	0.2	0.1	0.0	1.0	0.0	0.0

JERRY HUANG CAREER STATISTICS

			Field Goals		3-Point		F-Throws		Rebounds				Scoring							
SEASON	TEAM	GP-GS	MIN/AVG	FG-FGA	FG%	3FG-3FGA	3FG%	FT-FTA	FT%	OFF	DEF	TOT	AVG	PF-FO	A	TO	BLK	STL	PTS	AVG
2024-25	Utah	9-0	19/2.1	2-5	.400	0-2	.000	1-2	.500	1	1	2	0.2	0-0	1	0	0	0	5	0.6
TOTAL		9-0	19/2.1	2-5	.400	0-2	.000	1-2	.500	1	1	2	0.2	0-0	1	0	0	0	5	0.6





#10

WAHLIN

JAKE

Sophomore • Forward • 6-10 • 212
Provo, Utah • Timpview HS

Stat	2024-25 Season High	Career High
Points	16, OKLAHOMA STATE, 1/11/25	Same
Rebounds	12, #17/20 KANSAS, 2/15/25	Same
Assists	4, at UCF, 2/23/25	Same
Blocks	4, CENTRAL ARKANSAS, 11/7/24	Same
Steals	6, CENTRAL ARKANSAS, 11/7/24	Same
FGs Made	5, OKLAHOMA STATE, 1/11/25	Same
FGs Attempted	9, QUEENS, 11/12/24	Same
3FGs Made	3, OKLAHOMA STATE, 1/11/25	Same
3FGs Attempted	5, #RV/RV TEXAS TECH, 1/4/25	Same
FTs Made	3, 3x, Last vs. OKLAHOMA STATE, 1/11/25	Same
FTs Attempted	4, 3x, Last vs. EASTERN WASHINGTON, 11/30/24	4, 4x, Last vs. EASTERN WASHINGTON, 11/30/24

2024-25 SEASON HIGHLIGHTS

• Made his 1st career start vs. Alcorn State, posting 7pts, 6rebs, 3asts, 2stls
• Tallied 9pts with 6stls, 4blks an 3rebs against UCA
• Tallied 8pts, 10rebs & 2blks despite being sick last few days before
• Filled stat sheet with 7pts (3-3 FG%), 5rebs, 3asts, 1blk and 1stl vs. Florida A&M
• Career-high 10pts on 4-8 from the field in loss vs. #RV/RV Texas Tech
• Career-high 16pts on perfect shooting night vs. Oklahoma State for Big 12 win

• Pulled down career-high 11rebs with 8pts at TCU in front of 40+ family/friends
• Had 9rebs with 2blks and 2pts in win over BYU at home
• Recorded 8pts with 6rebs on 4-7 shooting in win over Cincinnati at home
• Scored 9pts on 2-3 from 3-point range with 4rebs in win vs. Colorado
• 1st career double-double with 10pts & career-high 12rebs in win over #17 Kansas
• Posted 7pts with 8rebs and 3blks in win over Kansas State

2024-25 GAME-BY-GAME STATISTICS

Opponent	Date	GS	MIN	Total		3-Pointers		Free throws		Rebounds				PF	A	TO	BLK	STL	PTS	AVG
				FG-FGA	PCT	3FG-3FGA	PCT	FT-FTA	PCT	OFF	DEF	TOT	AVG							
Alcorn	11/04/2024	*	25:37	3-6	.500	1-4	.250	0-0	.000	2	4	6	6.0	4	3	1	0	2	7	7.0
Central Ark.	11/07/2024	*	29:18	3-3	1.000	2-2	1.000	1-2	.500	1	2	3	4.5	1	1	0	4	6	9	8.0
Queens (NC)	11/12/2024	*	25:50	3-9	.333	1-3	.333	1-4	.250	3	7	10	6.3	2	1	0	2	1	8	8.0
vs Mississippi St.	11/17/2024	*	19:17	1-2	.500	1-2	.500	0-0	.000	1	1	2	5.3	4	1	1	0	1	3	6.8
Utah Tech	11/22/2024	*	24:58	1-5	.200	0-1	.000	3-4	.750	1	5	6	5.4	3	3	2	1	1	5	6.4
Mississippi Val.	11/26/2024		16:25	1-3	.333	1-2	.500	0-0	.000	0	2	2	4.8	1	3	0	0	0	3	5.8
Eastern Wash.	11/30/2024		19:59	1-1	1.000	0-0	.000	3-4	.750	2	4	6	5.0	2	0	0	0	0	5	5.7
Saint Mary's (CA)	12/07/2024		14:21	0-2	.000	0-1	.000	0-0	.000	2	4	6	5.1	3	0	0	0	0	0	5.0
Radford	12/14/2024		19:39	3-6	.500	0-2	.000	2-2	1.000	1	0	1	4.7	3	3	0	1	0	8	5.3
Florida A&M	12/17/2024		17:14	3-3	1.000	1-1	1.000	0-0	.000	1	4	5	4.7	1	3	0	1	1	7	5.5
vs Iowa	12/21/2024		08:32	1-2	.500	0-1	.000	0-0	.000	1	1	2	4.5	1	1	1	0	0	2	5.2
at Baylor	12/31/2024		15:57	1-4	.250	0-3	.000	2-2	1.000	1	0	1	4.2	2	0	2	0	3	4	5.1
Texas Tech	01/04/2025		24:57	4-8	.500	2-5	.400	0-2	.000	2	1	3	4.1	1	0	1	1	0	10	5.5
at Iowa St.	01/07/2025		11:41	1-2	.500	0-0	.000	0-0	.000	0	1	1	3.9	1	0	0	0	0	2	5.2
Oklahoma St.	01/11/2025	*	28:18	5-5	1.000	3-3	1.000	3-3	1.000	1	3	4	3.9	1	3	0	0	1	16	5.9
at TCU	01/15/2025	*	33:26	3-6	.500	1-2	.500	1-2	.500	1	10	11	4.3	3	1	0	1	1	8	6.1
BYU	01/18/2025	*	31:50	1-6	.167	0-3	.000	0-0	.000	1	8	9	4.6	2	1	1	2	0	2	5.8
at Houston	01/22/2025	*	24:28	2-7	.286	0-2	.000	1-2	.500	3	2	5	4.6	1	2	0	0	0	5	5.8
Baylor	01/25/2025	*	17:48	2-7	.286	0-2	.000	0-0	.000	4	2	6	4.7	1	1	0	0	0	4	5.7
Cincinnati	01/28/2025	*	28:30	4-7	.571	0-0	.000	0-2	.000	3	3	6	4.8	4	1	1	1	0	8	5.8
at Oklahoma St.	02/01/2025	*	29:16	3-5	.600	1-3	.333	0-0	.000	1	4	5	4.8	5	0	1	0	0	7	5.9
Colorado	02/05/2025	*	25:11	3-6	.500	2-3	.667	1-1	1.000	1	3	4	4.7	3	1	1	0	0	9	6.0
at West Virginia	02/08/2025	*	27:04	4-7	.571	2-2	1.000	0-0	.000	2	2	4	4.7	4	1	0	0	1	10	6.2
at Cincinnati	02/11/2025	*	27:06	2-5	.400	1-2	.500	0-0	.000	2	5	7	4.8	4	2	1	1	0	5	6.1
Kansas	02/15/2025	*	31:55	3-7	.429	2-4	.500	2-2	1.000	3	9	12	5.1	3	3	1	0	1	10	6.3
Kansas St.	02/17/2025	*	32:54	3-6	.500	1-3	.333	0-0	.000	1	7	8	5.2	0	2	1	3	1	7	6.3
at UCF	02/23/2025	*	33:18	4-8	.500	0-4	.000	0-0	.000	2	4	6	5.2	3	4	3	2	1	8	6.4
at Arizona	02/26/2025	*	16:38	0-2	.000	0-1	.000	0-0	.000	2	1	3	5.1	2	0	2	0	0	0	6.1
Arizona St.	03/01/2025	*	21:04	2-3	.667	0-1	.000	0-0	.000	1	3	4	5.1	0	1	0	1	0	4	6.1
West Virginia	03/04/2025		20:23	2-3	.667	1-2	.500	1-2	.500	1	4	5	5.1	3	0	2	0	2	6	6.1
Totals			20 702:54	69-146	.473	23-64	.359	21-34	.618	47	106	153	5.1	68	42	22	21	23	182	6.1

Player Averages

Games Played	Minutes/game	Points/game	FG Pct	3FG Pct	FT Pct	Rebounds/game	Assists/game	Turnovers/game	Assist/Turnover ratio	Steals/game	Blocks/game
30	23.4	6.1	47.3	35.9	61.8	5.1	1.4	0.7	1.9	0.8	0.7

JAKE WAHLIN CAREER STATISTICS

				Field Goals		3-Point		F-Throws		Rebounds									Scoring	
SEASON	TEAM	GP-GS	MIN/AVG	FG-FGA	FG%	3FG-3FGA	3FG%	FT-FTA	FT%	OFF	DEF	TOT	AVG	PF-FO	A	TO	BLK	STL	PTS	AVG
2023-24	Utah	20-0	114/5.7	6-20	.300	1-11	.091	1-4	.250	11	18	29	1.5	21-0	4	4	3	1	14	0.7
2024-25	Utah	30-20	703/23.4	69-146	.473	23-64	.359	21-34	.618	47	106	153	5.1	68-1	42	22	21	23	182	6.1
TOTAL		50-20	816/16.3	75-166	.452	24-75	.320	22-38	.579	58	124	182	3.6	89-1	46	26	24	24	196	3.9



#11
LOHNER
CALEB

5th • Forward • 6-7 • 250
Flower Mound, Texas • Wasatch Academy
BYU / Baylor

Stat	2024-25 Season High	Career High
Points	9, #RV/RV TEXAS TECH, 1/4/25	20, LONG BEACH STATE, 3/16/22
Rebounds	7, at #25/21 Baylor, 12/31/24	14, vs. South Florida, 12/22/21
Assists	4, FLORIDA A&M, 12/17/24	6, PORTLAND, 1/21/21
Blocks	2, #RV/RV BAYLOR, 1/25/25	2, 2x, Last vs. #RV/RV BAYLOR, 1/25/25
Steals	1, 5x, Last vs. #17/20 KANSAS, 2/15/25	4, WESTMINSTER, 11/25/20
FGs Made	4, 2x, Last vs. #RV/RV TEXAS TECH, 1/4/25	9, LONG BEACH STATE, 3/16/22
FGs Attempted	11, #RV/RV TEXAS TECH, 1/4/25	12, SAN DIEGO STATE, 11/12/21
3FGs Made	0, 3x, Last vs. #RV/RV TEXAS TECH, 1/4/25	5, at Pacific, 2/18/21
3FGs Attempted	1, 3x, Last vs. #RV/RV TEXAS TECH, 1/4/25	6, at Pacific, 2/18/21
FTs Made	2, 2x, Last vs. Iowa, 12/21/24	4, 3x, Last at Missouri State, 12/4/21
FTs Attempted	6, FLORIDA A&M, 12/17/24	7, at LMU, 2/20/21

2024-25 SEASON HIGHLIGHTS

- 12 appearances with 4 REC, 4 TD, Blocked FG and 1 Tackle with Utah Football
- Posted 8pts with 5rebs and 1stl on 4-9 shooting in debut vs. St. Mary's
- Had 8pts on 3-3 shooting with 4rebs, 4asts and 1stl in win vs. Florida A&M
- 1st career start as a Ute, scoring a season-high 9pts with 4rebs vs. Texas Tech

2024-25 GAME-BY-GAME STATISTICS

Opponent	Date	GS	MIN	Total		3-Pointers		Free throws		Rebounds				PF	A	TO	BLK	STL	PTS	
				FG-FGA	PCT	3FG-3FGA	PCT	FT-FTA	PCT	OFF	DEF	TOT	AVG							
Saint Mary's (CA)	12/07/2024		19:60	4-9	.444	0-1	.000	0-3	.000	2	3	5	5.0	2	0	1	0	1	8	8.0
Radford	12/14/2024		16:00	2-4	.500	0-0	.000	0-1	.000	1	3	4	4.5	1	1	0	0	0	4	6.0
Florida A&M	12/17/2024		20:52	3-3	1.000	0-0	.000	2-6	.333	2	2	4	4.3	5	4	2	0	1	8	6.7
vs Iowa	12/21/2024		21:39	2-4	.500	0-1	.000	2-4	.500	1	4	5	4.5	3	2	1	0	1	6	6.5
at Baylor	12/31/2024		16:50	2-4	.500	0-0	.000	0-0	.000	1	6	7	5.0	2	2	3	1	0	4	6.0
Texas Tech	01/04/2025	*	20:03	4-11	.364	0-1	.000	1-2	.500	2	2	4	4.8	2	1	0	0	0	9	6.5
at Iowa St.	01/07/2025		11:22	1-1	1.000	0-0	.000	0-0	.000	1	0	1	4.3	1	3	2	0	0	2	5.9
Oklahoma St.	01/11/2025		08:52	0-1	.000	0-0	.000	0-0	.000	1	0	1	3.9	3	2	2	1	0	0	5.1
at TCU	01/15/2025		01:25	0-0	.000	0-0	.000	0-0	.000	0	0	0	3.4	1	0	0	0	0	0	4.6
BYU	01/18/2025		09:22	1-1	1.000	0-0	.000	0-0	.000	0	2	2	3.3	1	0	0	0	0	2	4.3
at Houston	01/22/2025		11:25	1-1	1.000	0-0	.000	0-0	.000	0	1	1	3.1	1	0	2	0	0	2	4.1
Baylor	01/25/2025		10:59	2-2	1.000	0-0	.000	0-0	.000	0	1	1	2.9	1	0	1	2	0	4	4.1
Cincinnati	01/28/2025		03:35	0-1	.000	0-0	.000	0-0	.000	0	3	3	2.9	0	0	0	0	1	0	3.8
at Oklahoma St.	02/01/2025		03:20	2-2	1.000	0-0	.000	0-0	.000	0	1	1	2.8	2	0	1	0	0	4	3.8
at Cincinnati	02/11/2025		00:03	0-0	.000	0-0	.000	0-0	.000	0	0	0	2.6	0	0	0	0	0	0	3.5
Kansas	02/15/2025		11:30	2-4	.500	0-0	.000	0-0	.000	1	0	1	2.5	2	0	1	0	1	4	3.6
Kansas St.	02/17/2025		07:04	1-2	.500	0-0	.000	0-0	.000	0	0	0	2.4	0	0	1	0	0	2	3.5
at UCF	02/23/2025		06:08	0-0	.000	0-0	.000	0-0	.000	0	0	0	2.2	0	0	0	0	0	0	3.3
at Arizona	02/26/2025		04:45	0-0	.000	0-0	.000	0-0	.000	0	0	0	2.1	1	0	0	0	0	0	3.1
Arizona St.	03/01/2025		02:43	1-1	1.000	0-0	.000	0-0	.000	0	0	0	2.0	1	0	0	0	0	2	3.1
West Virginia	03/04/2025	*	04:00	0-0	.000	0-0	.000	0-0	.000	0	1	1	2.0	0	0	0	0	0	0	2.9
Totals		2	211:56	28-51	.549	0-3	.000	5-16	.313	12	29	41	2.0	29	15	17	4	5	61	2.9

Player Averages

Games Played	Minutes/ game	Points/ game	FG Pct	3FG Pct	FT Pct	Rebounds/ game	Assists/ game	Turnovers/ game	Assist/Turnover ratio	Steals/ game	Blocks/ game
21	10.1	2.9	54.9	0.0	31.3	2.0	0.7	0.8	0.9	0.2	0.2

CALEB LOHNER CAREER STATISTICS

				Field Goals		3-Point		F-Throws		Rebounds				Scoring						
SEASON	TEAM	GP-GS	MIN/AVG	FG-FGA	FG%	3FG-3FGA	3FG%	FT-FTA	FT%	OFF	DEF	TOT	AVG	PF-FO	A	TO	BLK	STL	PTS	AVG
2020-21	BYU	27-13	643/23.8	67-143	.469	19-57	.333	36-54	.667	49	144	193	7.1	69-4	32	43	2	19	189	7.0
2021-22	BYU	35-31	811/23.2	100-237	.422	13-61	.213	31-56	.554	64	159	223	6.4	98-2	39	59	7	15	244	7.0
2022-23	Baylor	34-0	416/12.2	41-75	.547	4-16	.250	23-36	.639	38	81	119	3.5	64-1	10	30	1	19	109	3.2
2023-24	Baylor	35-0	322/9.2	32-59	.542	3-12	.250	17-22	.773	22	58	80	2.3	33-0	11	15	3	6	84	2.4
2024-25	Utah	21-2	212/10.1	28-51	.549	0-3	.000	5-16	.313	12	29	41	2.0	29-1	15	17	4	5	61	2.9
TOTAL FOR Utah		21-2	212/10.1	28-51	.549	0-3	.000	5-16	.313	12	29	41	2.0	29-1	15	17	4	5	61	2.9
TOTAL		152-46	2405/15.8	268-565	.474	39-149	.262	112-184	.609	185	471	656	4.3	293-8	107	164	17	64	687	4.5





#14

HADDOCK
BRANDONJunior • Guard • 6-1 • 178
Southlake, Texas • Carroll HS

Stat	2024-25 Season High	Career High
Points	--	3, 3x, Last vs. BELLARMINE, 12/20/23
Rebounds	--	1, LONG ISLAND, 11/7/22
Assists	--	2, MISSISSIPPI VALLEY STATE, 11/8/19
Blocks	--	--
Steals	--	1, 2x, Last at Washington, 1/27/24
FGs Made	--	1, 3x, Last vs. OREGON STATE, 1/18/24
FGs Attempted	--	2, 2x, Last vs. CENTRAL ARKANSAS, 12/7/19
3FGs Made	--	1, 3x, Last vs. OREGON STATE, 1/18/24
3FGs Attempted	--	2, CENTRAL ARKANSAS, 12/7/19
FTs Made	--	3, vs. #20/20 San Diego State, 12/21/19
FTs Attempted	--	4, vs. #20/20 San Diego State, 12/21/19

2024-25 SEASON HIGHLIGHTS

•Redshirting

2023-24 GAME-BY-GAME STATISTICS

Opponent	Date	GS	MIN	Total		3-Pointers		Free throws		Rebounds				PF	A	TO	BLK	STL	PTS	AVG
				FG-FGA	PCT	3FG-3FGA	PCT	FT-FTA	PCT	OFF	DEF	TOT	AVG							
Eastern Wash.	11/06/2023		02:14	1-1	1.000	1-1	1.000	0-0	.000	0	0	0	0.0	0	0	0	0	0	3	3.0
UC Riverside	11/10/2023		01:13	0-0	.000	0-0	.000	0-0	.000	0	0	0	0.0	0	0	0	0	0	0	1.5
Bellarmine	12/20/2023		02:14	1-1	1.000	1-1	1.000	0-0	.000	0	0	0	0.0	1	0	0	0	0	3	2.0
Washington St.	12/29/2023		00:52	0-0	.000	0-0	.000	0-0	.000	0	0	0	0.0	0	0	0	0	0	0	1.5
UCLA	01/11/2024		02:18	0-1	.000	0-1	.000	0-0	.000	0	0	0	0.0	0	0	0	0	0	0	1.2
Oregon St.	01/18/2024		03:07	1-1	1.000	1-1	1.000	0-0	.000	0	0	0	0.0	0	0	1	0	0	3	1.5
at Washington St.	01/24/2024		01:19	0-0	.000	0-0	.000	0-0	.000	0	0	0	0.0	0	0	0	0	0	0	1.3
at Washington	01/27/2024		01:13	0-0	.000	0-0	.000	0-0	.000	0	0	0	0.0	0	0	0	0	1	0	1.1
California	03/02/2024		01:33	0-1	.000	0-1	.000	0-0	.000	0	0	0	0.0	0	0	0	0	0	0	1.0
vs Arizona St.	03/13/2024		02:55	0-1	.000	0-1	.000	0-0	.000	0	0	0	0.0	0	0	0	0	0	0	0.9
vs Colorado	03/14/2024		00:27	0-0	.000	0-0	.000	0-0	.000	0	0	0	0.0	0	0	0	0	0	0	0.8
VCU	03/27/2024		00:56	0-0	.000	0-0	.000	0-0	.000	0	0	0	0.0	0	0	0	0	0	0	0.8
Totals		0	20:21	3-6	.500	3-6	.500	0-0	.000	0	0	0	0.0	1	0	1	0	1	9	0.8

Player Averages

Games Played	Minutes/ game	Points/ game	FG Pct	3FG Pct	FT Pct	Rebounds/ game	Assists/ game	Turnovers/ game	Assist/Turnover ratio	Steals/ game	Blocks/ game
12	1.7	0.8	50.0	50.0	0.0	0.0	0.0	0.1	0.0	0.1	0.0

BRANDON HADDOCK CAREER STATISTICS

				Field Goals		3-Point		F-Throws		Rebounds				Scoring						
SEASON	TEAM	GP-GS	MIN/AVG	FG-FGA	FG%	3FG-3FGA	3FG%	FT-FTA	FT%	OFF	DEF	TOT	AVG	PF-FO	A	TO	BLK	STL	PTS	AVG
2019-20	Utah	6-0	19/3.2	0-5	.000	0-3	.000	5-10	.500	0	0	0	0.0	2-0	2	1	0	1	5	0.8
2022-23	Utah	6-0	4/0.7	0-1	.000	0-0	.000	0-2	.000	1	0	1	0.2	0-0	0	0	0	0	0	0.0
2023-24	Utah	12-0	20/1.7	3-6	.500	3-6	.500	0-0	.000	0	0	0	0.0	1-0	0	1	0	1	9	0.8
TOTAL		24-0	44/1.8	3-12	.250	3-9	.333	5-12	.417	1	0	1	0.0	3-0	2	2	0	2	14	0.6



#21
**BAMISILE
AYOMIDE**

Redshirt Freshman • Forward • 6-7 • 207
Lagos, Nigera • Montverde Academy

Stat	2024-25 Season High	Career High
Points	4, ALCORN STATE, 11/4/24	Same
Rebounds	1, 2x, Last vs. FLORIDA A&M, 12/17/24	Same
Assists	--	--
Blocks	--	--
Steals	1, QUEENS, 11/12/24	Same
FGs Made	2, ALCORN STATE, 11/4/24	Same
FGs Attempted	2, 2x, Last vs. QUEENS, 11/12/24	Same
3FGs Made	--	--
3FGs Attempted	--	--
FTs Made	--	--
FTs Attempted	--	--

2023-24 SEASON HIGHLIGHTS

- Redshirted 2023-24 season
- Made collegiate debut vs. Alcorn State when he checked in with 2:21 left
- Scored his first college basket vs. Alcorn State, finishing with 4pts, 1reb
- Scored with a two-handed jam down the baseline vs. Florida A&M

2024-25 RUNNIN' UTES BASKETBALL

Opponent	Date	GS	MIN	Total		3-Pointers		Free throws		Rebounds				PF	A	TO	BLK	STL	PTS	AVG
				FG-FGA	PCT	3FG-3FGA	PCT	FT-FTA	PCT	OFF	DEF	TOT	AVG							
Alcorn	11/04/2024		02:21	2-2	1.000	0-0	.000	0-0	.000	1	0	1	1.0	1	0	0	0	0	4	4.0
Central Ark.	11/07/2024		02:07	0-0	.000	0-0	.000	0-0	.000	0	0	0	0.5	0	0	0	0	0	0	2.0
Queens (NC)	11/12/2024		02:08	1-2	.500	0-0	.000	0-0	.000	0	0	0	0.3	0	0	0	0	1	2	2.0
Utah Tech	11/22/2024		02:03	0-0	.000	0-0	.000	0-0	.000	0	0	0	0.3	0	0	0	0	0	0	1.5
Mississippi Val.	11/26/2024		03:36	0-0	.000	0-0	.000	0-0	.000	0	0	0	0.2	0	0	0	0	0	0	1.2
Florida A&M	12/17/2024		02:33	1-1	1.000	0-0	.000	0-0	.000	0	1	1	0.3	0	0	0	0	0	2	1.3
Totals		0	14:48	4-5	.800	0-0	.000	0-0	.000	1	1	2	0.3	1	0	0	0	1	8	1.3

Player Averages

Games Played	Minutes/ game	Points/ game	FG Pct	3FG Pct	FT Pct	Rebounds/ game	Assists/ game	Turnovers/ game	Assist/Turnover ratio	Steals/ game	Blocks/ game
6	2.5	1.3	80.0	0.0	0.0	0.3	0.0	0.0	0.0	0.2	0.0

AYOMIDE BAMISILE CAREER STATISTICS

			Field Goals		3-Point		F-Throws		Rebounds				Scoring							
SEASON	TEAM	GP-GS	MIN/AVG	FG-FGA	FG%	3FG-3FGA	3FG%	FT-FTA	FT%	OFF	DEF	TOT	AVG	PF-FO	A	TO	BLK	STL	PTS	AVG
2024-25	Utah	6-0	15/2.5	4-5	.800	0-0	.000	0-0	.000	1	1	2	0.3	1-0	0	0	0	1	8	1.3
TOTAL		6-0	15/2.5	4-5	.800	0-0	.000	0-0	.000	1	1	2	0.3	1-0	0	0	0	1	8	1.3



#25

SHARAVJAMTS MIKE

Junior • Guard • 6-9 • 195
Ulaanbaatar, Mongolia • ISA
Dayton / San Francisco

Stat	2024-25 Season High	Career High
Points	19, QUEENS, 11/12/24	Same
Rebounds	8, CENTRAL ARKANSAS, 11/7/24	Same
Assists	8, CENTRAL ARKANSAS, 11/7/24	8, 2x, Last vs. CENTRAL ARKANSAS, 11/7/24
Blocks	3, ARIZONA STATE, 3/1/25	Same
Steals	4, Mississippi Valley State, 11/26/24	Same
FGs Made	8, QUEENS, 11/12/24	Same
FGs Attempted	12, 2x, Last vs. #17/20 KANSAS, 2/15/25	12, 5x, Last vs. #17/20 KANSAS, 2/15/25
3FGs Made	3, 5x, Last vs. ARIZONA STATE, 3/1/25	4, at UNLV, 11/15/22
3FGs Attempted	10, 2x, Last vs. #17/20 KANSAS, 2/15/25	Same
FTs Made	8, at Oklahoma State, 2/1/25	Same
FTs Attempted	8, at Oklahoma State, 2/1/25	Same

2024-25 SEASON HIGHLIGHTS

- Transferred from San Francisco
- Given name is Enkhin-Od Michael Sharavjams
- Was born in Phoenix
- Father Sharavjams Tserenjanhar "Mongolian Shark" was the first Asian Globetrotter
- First Mongolian player to play Division I basketball
- Has 2 rap songs about him
- Has a mural of himself in the capital of Mongolia (Ulaanbaatar)
- Scored 10pts with 5asts in Runnin' Ute debut
- Filled stat sheet with 13pts, 8rebs, 8asts, 2blks and 3stls vs. UCA at home
- Career-high 19pts on 8-11 shooting with 7rebs and 5asts vs. Queens
- Recorded a career-high 4stls with 4pts, 5rebs and 4asts vs. MVSU
- Came off the bench for 15pts on 6-7 shooting and 4asts vs. Florida A&M
- Returned to starting line-up vs. Texas Tech, scoring 8pts with 4asts, 5rebs
- Went 8-8 from the line to finish with 11pts, 5rebs and 5asts at OK State
- Posted 15pts with 4rebs and 6asts at UCF
- Dished out 6asts with career-high 3blks and 14pts vs. Arizona State

2024-25 GAME-BY-GAME STATISTICS

Opponent	Date	GS	MIN	Total		3-Pointers		Free throws		Rebounds				PF	A	TO	BLK	STL	PTS	AVG
				FG-FGA	PCT	3FG-3FGA	PCT	FT-FTA	PCT	OFF	DEF	TOT	AVG							
Alcorn	11/04/2024	*	26:55	4-5	.800	2-3	.667	0-0	.000	0	2	2	2.0	0	5	2	1	1	10	10.0
Central Ark.	11/07/2024	*	30:49	4-12	.333	3-10	.300	2-2	1.000	0	8	8	5.0	1	8	0	2	3	13	11.5
Queens (NC)	11/12/2024	*	31:18	8-11	.727	3-4	.750	0-1	.000	0	7	7	5.7	1	5	1	1	1	19	14.0
vs Mississippi St.	11/17/2024	*	21:12	3-6	.500	0-1	.000	0-0	.000	1	4	5	5.5	5	1	1	0	0	6	12.0
Utah Tech	11/22/2024	*	25:30	5-10	.500	0-4	.000	0-0	.000	1	3	4	5.2	3	5	2	1	1	10	11.6
Mississippi Val.	11/26/2024	*	23:48	2-7	.286	0-4	.000	0-0	.000	2	3	5	5.2	1	4	0	0	4	4	10.3
Eastern Wash.	11/30/2024	*	22:42	1-9	.111	0-1	.000	0-0	.000	1	4	5	5.1	0	0	2	0	0	2	9.1
Saint Mary's (CA)	12/07/2024	*	07:26	0-1	.000	0-0	.000	0-0	.000	0	1	1	4.6	1	1	2	0	0	0	8.0
Radford	12/14/2024	*	03:49	1-1	1.000	0-0	.000	0-0	.000	0	2	2	4.3	0	0	1	0	1	2	7.3
Florida A&M	12/17/2024		17:39	6-7	.857	3-4	.750	0-0	.000	0	2	2	4.1	1	4	0	0	1	15	8.1
vs Iowa	12/21/2024		15:42	3-4	.750	0-0	.000	0-2	.000	0	3	3	4.0	3	5	3	2	2	6	7.9
at Baylor	12/31/2024		17:20	1-7	.143	1-4	.250	0-0	.000	0	0	0	3.7	2	3	0	1	0	3	7.5
Texas Tech	01/04/2025	*	25:53	3-10	.300	2-5	.400	0-0	.000	3	1	4	3.7	2	5	2	0	0	8	7.5
at Iowa St.	01/07/2025	*	25:14	1-3	.333	1-3	.333	2-3	.667	1	2	3	3.6	4	2	2	0	1	5	7.4
Oklahoma St.	01/11/2025	*	24:33	3-7	.429	1-4	.250	1-2	.500	1	3	4	3.7	3	2	3	2	1	8	7.4
at TCU	01/15/2025	*	18:34	3-6	.500	2-4	.500	2-2	1.000	0	3	3	3.6	4	1	1	0	0	10	7.6
BYU	01/18/2025	*	34:47	2-6	.333	2-4	.500	2-3	.667	0	4	4	3.6	0	2	1	2	0	8	7.6
at Houston	01/22/2025	*	10:40	0-2	.000	0-1	.000	0-0	.000	0	1	1	3.5	1	0	3	1	0	0	7.2
Baylor	01/25/2025	*	12:32	0-1	.000	0-1	.000	0-0	.000	0	1	1	3.4	2	0	0	0	0	0	6.8
Cincinnati	01/28/2025	*	28:17	3-5	.600	1-1	1.000	0-2	.000	2	3	5	3.5	2	2	2	0	1	7	6.8
at Oklahoma St.	02/01/2025	*	32:12	1-5	.200	1-3	.333	8-8	1.000	2	3	5	3.5	2	5	2	1	1	11	7.0
Colorado	02/05/2025	*	20:14	0-0	.000	0-0	.000	2-5	.400	1	2	3	3.5	2	0	1	1	1	2	6.8
at West Virginia	02/08/2025	*	22:11	3-7	.429	0-3	.000	2-2	1.000	0	1	1	3.4	3	2	2	0	0	8	6.8
at Cincinnati	02/11/2025	*	23:13	3-5	.600	2-4	.500	0-0	.000	1	2	3	3.4	4	2	1	1	0	8	6.9
Kansas	02/15/2025	*	30:02	3-12	.250	2-10	.200	1-2	.500	2	0	2	3.3	3	3	1	1	1	9	7.0
Kansas St.	02/17/2025	*	17:12	2-7	.286	0-2	.000	0-0	.000	0	2	2	3.3	3	1	1	0	0	4	6.8
at UCF	02/23/2025	*	26:43	6-12	.500	3-8	.375	0-0	.000	1	3	4	3.3	3	6	2	0	0	15	7.1
at Arizona	02/26/2025	*	18:46	2-6	.333	1-4	.250	0-0	.000	0	4	4	3.3	2	0	2	0	0	5	7.1
Arizona St.	03/01/2025	*	27:00	5-8	.625	3-6	.500	1-2	.500	1	1	2	3.3	1	6	0	3	0	14	7.3
West Virginia	03/04/2025		28:17	3-7	.429	2-5	.400	4-6	.667	1	5	6	3.4	4	3	0	1	0	12	7.5
Totals		26	670:29	81-189	.429	35-103	.340	27-42	.643	21	80	101	3.4	63	83	40	21	20	224	7.5

Player Averages

Games Played	Minutes/game	Points/game	FG Pct	3FG Pct	FT Pct	Rebounds/game	Assists/game	Turnovers/game	Assist/Turnover ratio	Steals/game	Blocks/game
30	22.3	7.5	42.9	34.0	64.3	3.4	2.8	1.3	2.1	0.7	0.7

MIKE SHARAVJAMTS CAREER STATISTICS

SEASON	TEAM	GP-GS	MIN/AVG	Field Goals		3-Point		F-Throws		Rebounds				Scoring						
				FG-FGA	FG%	3FG-3FGA	3FG%	FT-FTA	FT%	OFF	DEF	TOT	AVG	PF-FO	A	TO	BLK	STL	PTS	AVG
2022-23	UD	32-20	740/23.1	64-165	.388	29-92	.315	21-31	.677	6	56	62	1.9	66-2	83	48	11	14	178	5.6
2023-24	USF	34-34	850/25.0	97-229	.424	41-114	.360	28-34	.824	15	87	102	3.0	67-2	91	49	15	32	263	7.7
2024-25	Utah	30-26	670/22.3	81-189	.429	35-103	.340	27-42	.643	21	80	101	3.4	63-1	83	40	21	20	224	7.5
TOTAL FOR Utah	30-26	670/22.3	81-189	.429	.415	35-103	.340	27-42	.643	21	80	101	3.4	63-1	83	40	21	20	224	7.5
TOTAL	96-80	2260/23.5	242-583	.415	.415	105-309	.340	76-107	.710	42	223	265	2.8	196-5	257	137	47	66	665	6.9



#31
TRAORE
IBI

Freshman • Forward • 6-9 • 220
Bamako, Mali • West Oaks Academy

Stat	2024-25 Season High	Career High
Points	--	--
Rebounds	--	--
Assists	--	--
Blocks	--	--
Steals	--	--
FGs Made	--	--
FGs Attempted	--	--
3FGs Made	--	--
3FGs Attempted	--	--
FTs Made	--	--
FTs Attempted	--	--

2024-25 SEASON HIGHLIGHTS
-Originally committed to Oregon
-Suffered season-ending injury ahead of 2024-25 season-opener

2024-25 GAME-BY-GAME STATISTICS





#32 KELLER ZACH

Junior • Forward • 6-10 • 235
Highlands Ranch, Colo. • ThunderRidge HS
Wake Forest

Stat	2024-25 Season High	Career High
Points	12, #RV/RV TEXAS TECH, 1/4/25	Same
Rebounds	4, at #3/3 Iowa State, 1/7/25	6, NJIT, 12/9/23
Assists	4, FLORIDA A&M, 12/17/24	Same
Blocks	1, at #25/21 Baylor, 12/31/24	3, PRESBYTERIAN, 12/21/23
Steals	2, COLORADO, 2/5/25	2, 4x, Last vs. COLORADO, 2/5/25
FGs Made	6, #RV/RV TEXAS TECH, 1/4/25	Same
FGs Attempted	7, #RV/RV TEXAS TECH, 1/4/25	9, vs. Utah, 11/16/23
3FGs Made	2, ARIZONA STATE, 3/1/25	2, 4x, Last vs. ARIZONA STATE, 3/1/25
3FGs Attempted	2, 2x, Last vs. ARIZONA STATE, 3/1/25	4, 3x, Last vs. NJIT, 12/9/23
FTs Made	2, 2x, Last vs. CINCINNATI, 1/28/25	4, at Clemson, 12/2/22
FTs Attempted	3, Mississippi Valley State, 11/26/24	6, at Clemson, 12/2/22

2024-25 SEASON HIGHLIGHTS

- Transferred from Wake Forest
- Played against Utah in opening game of the Charleston Classic last season (10p, 5r)
- Played AAU Basketball with Jake Wahlin and Lawson Lovering (Utah Prospects)
- Missed first 5 games of the season due to illness - Return vs. Mississippi Valley State
- Scored 3pts with 3rebs and 1ast in Runnin' Ute debut vs. Delta Devils
- Dished out a career-high 4asts against Florida A&M off the bench
- Career-high 12pts to lead team vs. Texas Tech on 6-7 shooting
- Posted 8pts with 2 rebs on 4-5 shooting off the bench vs. Colorado

2024-25 GAME-BY-GAME STATISTICS

Opponent	Date	GS	MIN	Total		3-Pointers		Free throws		Rebounds				PF	A	TO	BLK	STL	PTS	
				FG-FGA	PCT	3FG-3FGA	PCT	FT-FTA	PCT	OFF	DEF	TOT	AVG							
Mississippi Val.	11/26/2024		15:49	1-3	.333	0-2	.000	1-3	.333	2	1	3	3.0	2	1	1	0	0	3	3.0
Eastern Wash.	11/30/2024		05:13	0-0	.000	0-0	.000	0-0	.000	0	0	0	1.5	0	0	0	0	0	0	1.5
Saint Mary's (CA)	12/07/2024		08:18	1-1	1.000	0-0	.000	0-0	.000	0	0	0	1.0	0	0	0	0	0	2	1.7
Radford	12/14/2024		10:58	0-1	.000	0-0	.000	1-2	.500	1	0	1	1.0	1	1	0	0	0	1	1.5
Florida A&M	12/17/2024		12:59	1-3	.333	0-1	.000	0-2	.000	0	3	3	1.4	0	4	0	0	0	2	1.6
vs Iowa	12/21/2024		11:38	2-2	1.000	0-0	.000	2-2	1.000	0	1	1	1.3	2	1	0	0	1	6	2.3
at Baylor	12/31/2024		13:47	3-3	1.000	0-0	.000	0-1	.000	1	1	2	1.4	2	1	1	1	0	6	2.9
Texas Tech	01/04/2025		16:36	6-7	.857	0-1	.000	0-0	.000	1	1	2	1.5	2	1	1	0	0	12	4.0
at Iowa St.	01/07/2025		11:05	0-0	.000	0-0	.000	0-0	.000	1	3	4	1.8	4	1	1	0	1	0	3.6
Oklahoma St.	01/11/2025		10:05	1-1	1.000	1-1	1.000	0-0	.000	0	0	0	1.6	4	1	1	0	0	3	3.5
at TCU	01/15/2025		07:12	0-0	.000	0-0	.000	0-0	.000	1	0	1	1.5	3	1	0	0	0	0	3.2
BYU	01/18/2025		01:06	0-0	.000	0-0	.000	0-0	.000	0	0	0	1.4	0	0	0	0	0	0	2.9
at Houston	01/22/2025		12:13	1-2	.500	0-0	.000	0-1	.000	0	0	0	1.3	2	1	0	0	0	2	2.8
Baylor	01/25/2025		05:07	1-1	1.000	1-1	1.000	0-1	.000	0	0	0	1.2	1	0	0	0	0	3	2.9
Cincinnati	01/28/2025		09:14	1-2	.500	0-0	.000	2-2	1.000	1	2	3	1.3	3	0	2	0	0	4	2.9
at Oklahoma St.	02/01/2025		15:08	0-2	.000	0-0	.000	0-0	.000	1	1	2	1.4	0	1	1	0	0	0	2.8
Colorado	02/05/2025		13:14	4-5	.800	0-1	.000	0-2	.000	0	2	2	1.4	0	0	0	0	2	8	3.1
at West Virginia	02/08/2025		14:50	0-1	.000	0-1	.000	0-0	.000	1	1	2	1.4	1	1	1	0	0	0	2.9
at Cincinnati	02/11/2025		06:07	1-2	.500	0-0	.000	0-0	.000	0	0	0	1.4	2	0	0	0	0	2	2.8
Kansas	02/15/2025		01:47	0-0	.000	0-0	.000	0-0	.000	0	0	0	1.3	1	0	0	0	0	0	2.7
Kansas St.	02/17/2025		01:52	0-0	.000	0-0	.000	0-0	.000	1	1	2	1.3	0	0	0	0	0	0	2.6
at UCF	02/23/2025		08:29	1-3	.333	0-0	.000	0-0	.000	2	1	3	1.4	2	0	2	0	0	2	2.5
at Arizona	02/26/2025		05:54	0-1	.000	0-1	.000	0-0	.000	0	0	0	1.3	0	0	1	0	0	0	2.4
Arizona St.	03/01/2025		11:04	2-5	.400	2-2	1.000	0-0	.000	1	1	2	1.4	4	0	0	0	0	6	2.6
West Virginia	03/04/2025		06:42	0-2	.000	0-2	.000	0-0	.000	1	0	1	1.4	1	0	0	0	0	0	2.5
Totals		0	236:28	26-47	.553	4-13	.308	6-16	.375	15	19	34	1.4	37	15	12	1	4	62	2.5

Player Averages

Games Played	Minutes/ game	Points/ game	FG Pct	3FG Pct	FT Pct	Rebounds/ game	Assists/ game	Turnovers/ game	Assist/Turnover ratio	Steals/ game	Blocks/ game
25	9.5	2.5	55.3	30.8	37.5	1.4	0.6	0.5	1.3	0.2	0.0

ZACH KELLER CAREER STATISTICS

				Field Goals		3-Point		F-Throws		Rebounds				Scoring						
SEASON	TEAM	GP-GS	MIN/AVG	FG-FGA	FG%	3FG-3FGA	3FG%	FT-FTA	FT%	OFF	DEF	TOT	AVG	PF-FO	A	TO	BLK	STL	PTS	AVG
2022-23	WF	17-6	183/10.8	13-36	.361	4-20	.200	9-14	.643	10	16	26	1.5	26-0	3	6	2	7	39	2.3
2023-24	WF	27-8	298/11.0	16-46	.348	7-24	.292	4-11	.364	15	39	54	2.0	39-1	4	11	10	9	43	1.6
2024-25	Utah	25-0	236/9.5	26-47	.553	4-13	.308	6-16	.375	15	19	34	1.4	37-0	15	12	1	4	62	2.5
TOTAL FOR Utah		25-0	236/9.5	26-47	.553	4-13	.308	6-16	.375	15	19	34	1.4	37-0	15	12	1	4	62	2.5
TOTAL		69-14	717/10.4	55-129	.426	15-57	.263	19-41	.463	40	74	114	1.7	102-1	22	29	13	20	144	2.1



#34

**LOVERING
LAWSON**Senior • Center • 7-1 • 245
Cheyenne, Wyo. • Central HS
Colorado

Stat	2024-25 Season High	Career High
Points	25, vs. Iowa, 12/21/24	Same
Rebounds	10, 2x, Last at #22/21 Arizona, 2/26/25	14, at USC, 1/12/23
Assists	6, OKLAHOMA STATE, 1/11/25	Same
Blocks	4, RADFORD, 12/14/24	5, UTAH VALLEY, 12/16/23
Steals	3, RADFORD, 12/14/24	3, 2x, Last vs. RADFORD, 12/14/24
FGs Made	11, vs. Iowa, 12/21/24	Same
FGs Attempted	14, vs. Iowa, 12/21/24	Same
3FGs Made	0, 2x, Last vs. KANSAS STATE, 2/17/25	1, 2x, Last vs. Wake Forest, 11/16/23
3FGs Attempted	1, 2x, Last vs. KANSAS STATE, 2/17/25	2, UC RIVERSIDE, 11/10/23
FTs Made	7, KANSAS STATE, 2/17/25	Same
FTs Attempted	12, KANSAS STATE, 2/17/25	Same

2024-25 SEASON HIGHLIGHTS

- Suffered lower leg injury in exhibition game - Returned vs. MVSU
- Scored 12pts with 7rebs on 5-7 shooting in just 12mins vs. Delta Devils
- Season-high 16pts & 8rebs in his 3rd game back vs. Eastern Washington
- Mountain to Sea Showcase All-Tournament Team (2gp, 14.0ppg, 7.5rpg)
- Tied season-high with 8rebs and 7pts vs. St. Mary's at home
- Had 12pts (6-8 FGM), 4rebs, 3asts, 4blks, 3stls in win vs. Radford (+24)

- Career-high 25 points on an efficient 11-14 shooting in loss vs. Iowa
- Dished out career-high 6asts vs. Oklahoma State at home with 8pts, 3rebs
- Played with four fouls with 8:45 left in 2H, scoring 13pts, 7rebs, 4asts vs. BYU
- Played under the weather vs. Baylor at home, managing 6pts in 23mins
- Posted 12pts on 4-7 shooting with 6rebs and 3asts vs. former team Colorado
- Was an efficient 7-for-9 from the floor for 14pts, 3rebs and 4asts at Cincinnati
- 1st career double-double with 15pts, 10rebs, 3asts, 2blks in win vs. K-State

- Pulled down 10rebs (6 on offense) with 6pts in loss at #22/21 Arizona
- Had 9pts with 2rebs and 5asts in win over Arizona State at home

2024-25 GAME-BY-GAME STATISTICS

Opponent	Date	GS	MIN	Total		3-Pointers		Free throws		Rebounds				PF	A	TO	BLK	STL	PTS	AVG
				FG-FGA	PCT	3FG-3FGA	PCT	FT-FTA	PCT	OFF	DEF	TOT	AVG							
Mississippi Val.	11/26/2024	*	12:05	5-7	.714	0-0	.000	2-3	.667	4	3	7	7.0	1	2	1	0	0	12	12.0
Eastern Wash.	11/30/2024	*	27:01	7-9	.778	0-0	.000	2-8	.250	8	0	8	7.5	3	1	2	3	1	16	14.0
Saint Mary's (CA)	12/07/2024	*	23:33	3-8	.375	0-0	.000	1-2	.500	3	5	8	7.7	4	4	1	1	1	7	11.7
Radford	12/14/2024	*	28:04	6-8	.750	0-0	.000	0-2	.000	0	4	4	6.8	2	3	2	4	3	12	11.8
Florida A&M	12/17/2024	*	19:59	4-6	.667	0-0	.000	2-4	.500	2	3	5	6.4	1	1	1	0	1	10	11.4
vs Iowa	12/21/2024	*	26:31	11-14	.786	0-0	.000	3-4	.750	2	2	4	6.0	2	2	0	0	0	25	13.7
at Baylor	12/31/2024	*	16:10	1-1	1.000	0-0	.000	1-3	.333	2	2	4	5.7	3	1	1	0	0	3	12.1
Texas Tech	01/04/2025	*	17:19	1-1	1.000	0-0	.000	1-4	.250	2	1	3	5.4	2	2	0	0	0	3	11.0
at Iowa St.	01/07/2025	*	21:47	3-6	.500	0-0	.000	1-2	.500	4	2	6	5.4	4	4	2	2	0	7	10.6
Oklahoma St.	01/11/2025	*	20:44	3-5	.600	0-0	.000	2-5	.400	0	3	3	5.2	4	6	0	1	0	8	10.3
at TCU	01/15/2025	*	29:53	4-5	.800	0-0	.000	3-6	.500	2	3	5	5.2	2	3	3	2	0	11	10.4
BYU	01/18/2025	*	34:27	4-7	.571	0-0	.000	5-11	.455	2	5	7	5.3	4	4	4	3	0	13	10.6
at Houston	01/22/2025	*	21:19	1-5	.200	0-0	.000	0-1	.000	0	4	4	5.2	1	1	4	0	0	2	9.9
Baylor	01/25/2025	*	23:24	3-6	.500	0-0	.000	0-0	.000	1	1	2	5.0	1	0	1	1	0	6	9.6
Cincinnati	01/28/2025	*	25:03	2-3	.667	0-0	.000	0-0	.000	1	3	4	4.9	5	4	1	0	0	4	9.3
at Oklahoma St.	02/01/2025	*	14:18	0-2	.000	0-1	.000	0-1	.000	0	2	2	4.8	5	1	2	0	0	0	8.7
Colorado	02/05/2025	*	25:07	4-7	.571	0-0	.000	4-10	.400	2	4	6	4.8	4	3	3	0	2	12	8.9
at West Virginia	02/08/2025	*	19:04	2-6	.333	0-0	.000	0-2	.000	0	4	4	4.8	2	1	1	0	0	4	8.6
at Cincinnati	02/11/2025	*	27:11	7-9	.778	0-0	.000	0-2	.000	1	2	3	4.7	0	4	1	1	0	14	8.9
Kansas	02/15/2025	*	24:56	1-6	.167	0-0	.000	1-9	.111	3	3	6	4.8	3	4	1	0	1	3	8.6
Kansas St.	02/17/2025	*	30:33	4-8	.500	0-1	.000	7-12	.583	6	4	10	5.0	3	3	2	2	1	15	8.9
at UCF	02/23/2025	*	22:35	1-4	.250	0-0	.000	0-0	.000	1	2	3	4.9	1	3	1	1	0	2	8.6
at Arizona	02/26/2025	*	29:21	2-8	.250	0-0	.000	2-4	.500	6	4	10	5.1	3	4	3	0	0	6	8.5
Arizona St.	03/01/2025	*	22:20	3-6	.500	0-0	.000	3-4	.750	1	1	2	5.0	1	5	0	1	0	9	8.5
West Virginia	03/04/2025	*	30:00	3-8	.375	0-0	.000	2-7	.286	3	1	4	5.0	2	3	3	2	0	8	8.5
Totals			25 592:44	85-155	.548	0-2	.000	42-106	.396	56	68	124	5.0	63	69	40	24	10	212	8.5

Player Averages

Games Played	Minutes/game	Points/game	FG Pct	3FG Pct	FT Pct	Rebounds/game	Assists/game	Turnovers/game	Assist/Turnover ratio	Steals/game	Blocks/game
25	23.7	8.5	54.8	0.0	39.6	5.0	2.8	1.6	1.7	0.4	1.0

LAWSON LOVERING CAREER STATISTICS

				Field Goals		3-Point		F-Throws		Rebounds				Scoring						
SEASON	TEAM	GP-GS	MIN/AVG	FG-FGA	FG%	3FG-3FGA	3FG%	FT-FTA	FT%	OFF	DEF	TOT	AVG	PF-FO	A	TO	BLK	STL	PTS	AVG
2021-22	CU	18-0	189/10.5	13-43	.302	0-0	.000	8-18	.444	11	24	35	1.9	33-1	11	17	3	7	34	1.9
2022-23	CU	34-34	778/22.9	67-121	.554	0-0	.000	32-76	.421	67	92	159	4.7	92-1	31	57	33	20	166	4.9
2023-24	Utah	33-24	604/18.3	85-160	.531	2-7	.286	32-62	.516	47	107	154	4.7	83-0	58	49	20	14	204	6.2
2024-25	Utah	25-25	593/23.7	85-155	.548	0-2	.000	42-106	.396	56	68	124	5.0	63-2	69	40	24	10	212	8.5
TOTAL FOR Utah		58-49	1197/20.6	170-315	.540	2-9	.222	74-168	.440	103	175	278	4.8	146-2	127	89	44	24	416	7.2
TOTAL		110-83	2164/19.7	250-479	.522	2-9	.222	114-262	.435	181	291	472	4.3	271-4	169	163	80	51	616	5.6



#45 MADSEN MASON

5th Year • Guard • 6-4 • 195
Rochester, Minn. • Mayo Senior HS
Cincinnati / Boston College

Stat	2024-25 Season High	Career High
Points	26, vs. Iowa, 12/21/24	Same
Rebounds	6, vs. Iowa, 12/21/24	8, 4x, Last at UNLV, 3/24/24
Assists	4, 2x, Last vs. ARIZONA STATE, 3/1/25	5, PRESBYTERIAN, 11/18/21
Blocks	1, 4x, Last vs. COLORADO, 2/5/25	2, 2x, Last vs. WAKE FOREST, 1/14/23
Steals	3, 2x, Last vs. FLORIDA A&M, 12/17/24	3, 5x, Last vs. FLORIDA A&M, 12/17/24
FGs Made	10, vs. Iowa, 12/21/24	Same
FGs Attempted	20, vs. Iowa, 12/21/24	Same
3FGs Made	6, vs. Iowa, 12/21/24	7, MIAMI, 2/17/24
3FGs Attempted	12, CENTRAL ARKANSAS, 11/7/24	12, MIAMI, 2/17/24
FTs Made	4, UTAH TECH, 11/22/24	5, TEMPLE, 2/12/21
FTs Attempted	6, UTAH TECH, 11/22/24	7, TEMPLE, 2/12/21

2024-25 SEASON HIGHLIGHTS

- Transferred from Boston College
- Reunited with twin brother Gabe Madsen since freshman year at Cincinnati
- Haven't been on the same court together since senior year of HS
- Scored 15pts off the bench on 5-9 from 3-point range in Utah debut
- Kept Utah within the game vs. #RV Mississippi State with 14pts & 5rebs
- Team-high 15pts on 5-9 shooting from 3-point range vs. Florida A&M
- Career-high 26pts on 6 3FGM in 1st-career start with season-high 6ebs, 4asts
- One of two scorers in double-figures (10pts) in loss at #25/21 Baylor
- Reached double-figures for first time in 8 games with 10pts off the bench
- 1st double-digit points game since Colorado with 13pts, 4rebs, 4asts vs. ASU

2024-25 GAME BY GAME STATISTICS

Opponent	Date	GS	MIN	Total		3-Pointers		Free throws		Rebounds				PF	A	TO	BLK	STL	PTS	AVG
				FG-FGA	PCT	3FG-3FGA	PCT	FT-FTA	PCT	OFF	DEF	TOT	AVG							
Alcorn	11/04/2024		20:36	5-9	.556	5-9	.556	0-0	.000	0	1	1	1.0	0	2	0	0	1	15	15.0
Central Ark.	11/07/2024		21:59	5-13	.385	5-12	.417	0-0	.000	0	3	3	2.0	2	0	0	0	0	15	15.0
Queens (NC)	11/12/2024		15:19	2-6	.333	2-3	.667	0-0	.000	2	0	2	2.0	2	1	2	0	1	6	12.0
vs Mississippi St.	11/17/2024		19:41	5-7	.714	4-5	.800	0-0	.000	0	5	5	2.8	2	1	2	0	0	14	12.5
Utah Tech	11/22/2024		21:45	3-8	.375	2-6	.333	4-6	.667	0	3	3	2.8	2	1	2	0	3	12	12.4
Mississippi Val.	11/26/2024		17:32	3-6	.500	3-6	.500	0-0	.000	0	2	2	2.7	2	3	2	0	0	9	11.8
Eastern Wash.	11/30/2024		22:10	3-9	.333	1-6	.167	0-1	.000	1	3	4	2.9	2	2	0	0	0	7	11.1
Saint Mary's (CA)	12/07/2024		27:36	3-8	.375	2-5	.400	2-2	1.000	1	2	3	2.9	1	2	1	1	1	10	11.0
Radford	12/14/2024		17:33	3-9	.333	2-7	.286	0-0	.000	0	3	3	2.9	0	2	0	0	1	8	10.7
Florida A&M	12/17/2024		22:16	5-9	.556	5-9	.556	0-0	.000	1	3	4	3.0	2	2	3	0	3	15	11.1
vs Iowa	12/21/2024	*	30:51	10-20	.500	6-11	.545	0-0	.000	0	6	6	3.3	1	4	2	1	1	26	12.5
at Baylor	12/31/2024	*	21:20	4-12	.333	2-7	.286	0-0	.000	1	3	4	3.3	0	1	0	1	2	10	12.3
Texas Tech	01/04/2025	*	11:33	0-1	.000	0-1	.000	0-0	.000	0	2	2	3.2	1	0	0	0	0	0	11.3
at Iowa St.	01/07/2025	*	17:13	3-12	.250	0-5	.000	0-0	.000	1	3	4	3.3	0	0	0	0	0	6	10.9
Oklahoma St.	01/11/2025		05:31	0-1	.000	0-0	.000	0-0	.000	0	2	2	3.2	0	0	1	0	0	0	10.2
BYU	01/18/2025		05:35	0-1	.000	0-0	.000	0-0	.000	0	1	1	3.1	2	0	0	0	0	0	9.6
at Houston	01/22/2025		16:15	1-5	.200	0-2	.000	1-2	.500	0	0	0	2.9	2	1	0	0	2	3	9.2
Baylor	01/25/2025		08:33	2-3	.667	1-1	1.000	1-2	.500	0	3	3	2.9	1	0	1	0	1	6	9.0
at Oklahoma St.	02/01/2025		14:09	1-4	.250	1-4	.250	2-2	1.000	0	0	0	2.7	1	1	0	0	0	5	8.8
Colorado	02/05/2025		13:24	3-8	.375	1-3	.333	3-4	.750	4	1	5	2.9	0	3	2	1	0	10	8.9
at West Virginia	02/08/2025		21:37	2-9	.222	1-7	.143	0-0	.000	0	4	4	2.9	2	2	2	0	0	5	8.7
at Cincinnati	02/11/2025		03:12	0-0	.000	0-0	.000	0-0	.000	0	0	0	2.8	0	0	1	0	0	0	8.3
Kansas	02/15/2025		00:03	0-0	.000	0-0	.000	0-0	.000	0	0	0	2.7	0	0	0	0	0	0	7.9
Kansas St.	02/17/2025		00:18	0-0	.000	0-0	.000	0-0	.000	0	0	0	2.5	0	1	0	0	0	0	7.6
at UCF	02/23/2025		04:53	0-1	.000	0-1	.000	0-0	.000	0	0	0	2.4	1	0	0	0	0	0	7.3
at Arizona	02/26/2025		12:32	2-6	.333	2-5	.400	0-0	.000	0	2	2	2.4	0	2	0	0	0	6	7.2
Arizona St.	03/01/2025		15:56	5-9	.556	2-6	.333	1-2	.500	1	3	4	2.5	3	4	0	0	1	13	7.4
West Virginia	03/04/2025	*	11:15	1-2	.500	0-1	.000	2-2	1.000	0	1	1	2.4	2	1	2	0	1	4	7.3
Totals			5	420:37	.399	71-178	.385	16-23	.696	12	56	68	2.4	31	36	23	4	18	205	7.3

Player Averages

Games Played	Minutes/game	Points/game	FG Pct	3FG Pct	FT Pct	Rebounds/game	Assists/game	Turnovers/game	Assist/Turnover ratio	Steals/game	Blocks/game
33	15.8	7.3	.399	.385	.696	2.4	1.3	2.8	1.6	0.6	0.1

MASON MADSEN CAREER STATISTICS

				Field Goals		3-Point		F-Throws		Rebounds				Scoring						
SEASON	TEAM	GP-GS	MIN/AVG	FG-FGA	FG%	3FG-3FGA	3FG%	FT-FTA	FT%	OFF	DEF	TOT	AVG	PF-FO	A	TO	BLK	STL	PTS	AVG
2020-21	UC	15-0	294/19.6	32-82	.390	19-59	.322	14-22	.636	3	42	45	3.0	26-0	17	15	3	9	97	6.5
2021-22	UC	30-1	345/11.5	43-112	.384	29-80	.363	3-6	.500	3	36	39	1.3	29-0	21	18	5	13	118	3.9
2022-23	BC	33-12	700/21.2	67-192	.349	40-132	.303	18-24	.750	8	79	87	2.6	38-0	28	24	7	18	192	5.8
2023-24	BC	36-15	820/22.8	101-252	.401	60-159	.377	30-31	.968	15	110	125	3.5	54-0	50	37	8	22	292	8.1
2024-25	Utah	28-5	421/15.0	71-178	.399	47-122	.385	16-23	.696	12	56	68	2.4	31-0	36	23	4	18	205	7.3
TOTAL FOR Utah		28-5	421/15.0	71-178	.399	47-122	.385	16-23	.696	12	56	68	2.4	31-0	36	23	4	18	205	7.3
TOTAL		142-33	2579/18.2	314-816	.385	195-552	.353	81-106	.764	41	323	364	2.6	178-0	152	117	27	80	904	6.4



#55 MADSEN GABE

5th Year • Guard • 6-6 • 200
Rochester, Minn. • Mayo Senior HS
Cincinnati

Stat	2024-25 Season High	Career High
Points	28, 2x, Last at Cincinnati, 2/11/25	31, IOWA, 3/24/24
Rebounds	5, RADFORD, 12/14/24	11, vs. WASHINGTON, 12/31/23
Assists	7, 2x, Last at #22/21 Arizona, 2/26/25	Same
Blocks	1, 3x, Last at CINCINNATI, 2/11/25	1, 14x, Last vs. CINCINNATI, 1/28/25
Steals	3, ARIZONA STATE, 3/1/25	4, 2x, Last vs. BELLARMINE, 12/20/23
FGs Made	10, 2x, Last at Cincinnati, 2/11/25	10, 3x, Last at Cincinnati, 2/11/25
FGs Attempted	26, at Cincinnati, 2/11/25	Same
3FGs Made	8, at Cincinnati, 2/11/25	8, vs. #6/6 Houston, 11/17/23
3FGs Attempted	22, at Cincinnati, 2/11/25	Same
FTs Made	11, EASTERN WASHINGTON, 11/30/24	Same
FTs Attempted	12, EASTERN WASHINGTON, 11/30/24	Same

2024-25 SEASON HIGHLIGHTS

- Opened season with 27pts on 6-10 shooting from 3-point range
- Joined the 1k points club (24; 19:16) and finished with 25pts on 6-13 from deep
- 1st time in career scoring 20-plus points in 3-straight games
- Tied season-high with 27pts on 7-10 shooting deep vs. Mississippi Valley State
- Season-high 28pts with 11-of-12 from the line vs. Eastern Washington
- Mountain to Sea Showcase MVP (2gp, 27.5ppg, 3.5apg)
- Dished out career-high 7asts with 15pts and season-high 5rebs

- Had 20pts at #3/3 Iowa State to go with 4 asts and 2stls
- Posted 17pts with 7-of-9 from the line - 6-of-6 came in the final 30s at TCU
- Scored 18pts with 4asts and went 7-8 from the line vs. Cincinnati at home
- 3rd-straight game now in double-figures with 17pts on 4-7 from 3 vs. Colorado
- Tied season-high with 28pts on 8-22 from 3pt range in return to Cincinnati
- Broke Utah's 3pt record with 1:58 left to play (288) and finished with 24pts on 5-of-13 shooting and 5-5 from the line in upset win vs. #17/20 Kansas at home
- Chipped in with 13pts on 5-6 from the line in win over Kansas State at home

- Led the team with 23pts on 5-9 from 3pt range in loss at UCF
- Posted 23pts in final home game behind 5-14 from deep vs. West Virginia

2024-25 GAME BY GAME STATISTICS

Opponent	Date	GS	MIN	Total		3-Pointers		Free throws		Rebounds				PF	A	TO	BLK	STL	PTS	AVG	
				FG-FGA	PCT	3FG-3FGA	PCT	FT-FTA	PCT	OFF	DEF	TOT	AVG								
Alcorn	11/04/2024	*	25:19	8-12	.667	6-10	.600	5-5	1.000	0	2	2	2.0	1	3	4	0	2	27	27.0	
Central Ark.	11/07/2024	*	25:36	9-16	.563	6-13	.462	1-1	1.000	0	4	4	3.0	1	1	2	0	0	25	26.0	
Queens (NC)	11/12/2024	*	31:23	7-15	.467	5-12	.417	5-6	.833	0	3	3	3.0	0	3	4	0	2	24	25.3	
vs Mississippi St.	11/17/2024	*	33:11	4-15	.267	1-10	.100	0-0	.000	0	3	3	3.0	0	1	1	0	0	9	21.3	
Utah Tech	11/22/2024	*	24:57	8-17	.471	3-9	.333	0-0	.000	0	1	1	2.6	1	0	1	0	2	19	20.8	
Mississippi Val.	11/26/2024	*	22:15	10-13	.769	7-10	.700	0-1	.000	0	3	3	2.7	1	3	2	0	1	27	21.8	
Eastern Wash.	11/30/2024	*	34:17	7-14	.500	3-8	.375	11-12	.917	0	0	0	2.3	0	4	0	0	1	28	22.7	
Saint Mary's (CA)	12/07/2024	*	34:09	6-16	.375	3-8	.375	0-0	.000	0	1	1	2.1	3	1	1	0	1	15	21.8	
Radford	12/14/2024	*	29:28	5-17	.294	3-11	.273	2-2	1.000	0	5	5	2.4	0	7	1	0	0	15	21.0	
Florida A&M	12/17/2024	*	19:28	2-9	.222	2-6	.333	3-5	.600	0	3	3	2.5	0	1	1	0	0	9	19.8	
vs Iowa	12/21/2024	*	29:44	3-7	.429	1-4	.250	2-2	1.000	1	1	2	2.5	2	2	2	0	0	9	18.8	
at Baylor	12/31/2024	*	20:32	1-7	.143	1-5	.200	0-0	.000	0	1	1	2.3	0	2	4	0	1	3	17.5	
Texas Tech	01/04/2025	*	25:48	0-6	.000	0-5	.000	4-4	1.000	1	2	3	2.4	1	4	0	0	0	4	16.5	
at Iowa St.	01/07/2025	*	30:52	7-19	.368	4-14	.286	2-2	1.000	1	2	3	2.4	1	4	1	0	2	20	16.7	
Oklahoma St.	01/11/2025	*	23:47	3-8	.375	1-3	.333	2-2	1.000	0	2	2	2.4	2	4	0	0	0	9	16.2	
at TCU	01/15/2025	*	35:18	4-15	.267	2-11	.182	7-9	.778	0	2	2	2.4	3	5	2	1	1	17	16.3	
BYU	01/18/2025	*	40:49	2-12	.167	1-11	.091	3-4	.750	0	4	4	2.5	2	3	3	0	0	8	15.8	
at Houston	01/22/2025	*	22:36	3-10	.300	2-8	.250	0-0	.000	0	2	2	2.4	1	1	4	0	1	8	15.3	
Baylor	01/25/2025	*	27:32	2-10	.200	1-7	.143	0-0	.000	0	3	3	2.5	1	2	2	0	1	5	14.8	
Cincinnati	01/28/2025	*	31:12	5-13	.385	1-6	.167	7-8	.875	0	2	2	2.5	0	4	4	1	0	18	15.0	
at Oklahoma St.	02/01/2025	*	26:19	5-15	.333	4-13	.308	1-2	.500	0	2	2	2.4	4	2	1	0	0	15	15.0	
Colorado	02/05/2025	*	33:36	5-10	.500	4-7	.571	3-4	.750	0	0	0	2.3	3	2	4	0	1	17	15.0	
at West Virginia	02/08/2025	*	23:02	3-8	.375	1-5	.200	0-0	.000	0	2	2	2.3	2	0	1	0	0	7	14.7	
at Cincinnati	02/11/2025	*	32:12	10-26	.385	8-22	.364	0-0	.000	0	2	2	2.3	2	2	3	1	1	28	15.3	
Kansas	02/15/2025	*	32:08	7-18	.389	5-13	.385	5-5	1.000	0	3	3	2.3	4	1	1	0	2	24	15.6	
Kansas St.	02/17/2025	*	33:43	3-13	.231	2-7	.286	5-6	.833	1	2	3	2.3	4	1	0	0	1	13	15.5	
at UCF	02/23/2025	*	31:43	8-12	.667	5-9	.556	2-3	.667	0	3	3	2.4	1	1	1	0	1	23	15.8	
at Arizona	02/26/2025	*	36:17	2-10	.200	2-10	.200	4-4	1.000	1	2	3	2.4	1	7	1	0	2	10	15.6	
Arizona St.	03/01/2025	*	30:11	2-7	.286	2-6	.333	0-0	.000	0	3	3	2.4	0	3	2	0	3	6	15.2	
West Virginia	03/04/2025	*	36:42	7-16	.438	5-14	.357	4-4	1.000	0	5	5	2.5	2	2	4	0	1	23	15.5	
Totals			30	884:06	148-386	.383	91-277	.329	78-91	.857	5	70	75	2.5	43	76	57	3	27	465	15.5

Player Averages

Games Played	Minutes/ game	Points/ game	FG Pct	3FG Pct	FT Pct	Rebounds/ game	Assists/ game	Turnovers/ game	Assist/Turnover ratio	Steals/ game	Blocks/ game
--------------	---------------	--------------	--------	---------	--------	----------------	---------------	-----------------	-----------------------	--------------	--------------

GABE MADSEN CAREER STATISTICS

				Field Goals		3-Point		F-Throws		Rebounds				Scoring						
SEASON	TEAM	GP-GS	MIN/AVG	FG-FGA	FG%	3FG-3FGA	3FG%	FT-FTA	FT%	OFF	DEF	TOT	AVG	PF-FO	A	TO	BLK	STL	PTS	AVG
2020-21	UC	2-0	12/6.2	1-3	.333	1-3	.333	0-0	.000	1	1	2	1.0	2-0	0	1	0	1	3	1.5
2021-22	Utah	25-10	403/16.1	53-137	.387	46-117	.393	15-20	.750	3	23	26	1.0	45-0	17	20	3	7	167	6.7
2022-23	Utah	25-23	716/28.6	90-252	.357	62-168	.369	48-61	.787	10	58	68	2.7	47-1	43	41	7	21	290	11.6
2023-24	Utah	37-37	1207/32.6	177-406	.436	105-272	.386	44-61	.721	12	131	143	3.9	59-0	91	75	2	48	503	13.6
2024-25	Utah	30-30	884/29.5	148-386	.383	91-277	.329	78-91	.857	5	70	75	2.5	43-0	76	57	3	27	465	15.5
TOTAL FOR Utah		117-100	3210/27.4	468-1181	.396	304-834	.365	185-233	.794	30	282	312	2.7	194-1	227	193	15	103	1425	12.2
TOTAL		119-100	3222/27.1	469-1184	.396	305-837	.364	185-233	.794	31	283	314	2.6	196-1	227	194	15	104	1428	12.0

TV/RADIO ROSTER



#0 • HUNTER ERICKSON
5TH • G • 6-3 • 200
PROVO, UTAH
TIMPVIEW HS • BYU • SLCC



#1 • MIRO LITTLE
SO • G • 6-3 • 194
TAMPERE, FINLAND
SUNRISE CHRISTIAN • BAYLOR



#2 • EZRA AUSAR
JR • F • 6-8 • 238
ATLANTA, GA.
LIBERTY HEIGHTS • ECU



#5 • JOUL KARRAM
FR • C • 6-10 • 225
NAZARETH, ISRAEL
HAKFAR HAYAROK



#6 • BRADY SMITH
SO • G • 6-1 • 175
LOGAN, UTAH
GREEN CANYON HS • SLCC



#8 • KEANU DAWES
SO • F • 6-9 • 220
HOUSTON, TEXAS
STRATFORD HS • RICE




#9 • JERRY HUANG
RFR • G • 6-2 • 185
TAIPEI, TAIWAN
WASATCH ACADEMY



#10 • JAKE WAHLIN
SO • F • 6-10 • 212
PROVO, UTAH
TIMPVIEW HS



#11 • CALEB LOHNER
5TH • F • 6-7 • 250
FLOWER MOUND, TEXAS
BYU • BAYLOR



#14 • BRANDON HADDOCK
SR • G • 6-2 • 183
SOUTHLAKE, TEXAS
CARROLL HS




#21 • AYOMIDE BAMISILE
RFR • F • 6-7 • 207
LAGOS, NIGERIA
MONTVERDE ACADEMY



#24 • MIKE SHARAVJAMT
JR • G • 6-9 • 195
ULAANBAATAR, MONGOLIA
DAYTON • SAN FRANCISCO



#31 • IBI TRAORE
FR • F • 6-9 • 220
BAMAKO, MALI
WEST OAKS ACADEMY



#32 • ZACH KELLER
JR • F • 6-10 • 235
HIGHLANDS RANCH, COLO.
THUNDERDIDGE HS • WAKE FOREST



#34 • LAWSON LOVERING
SR • C • 7-1 • 245
CHEYENNE, WYO.
CENTRAL HS • COLORADO



#45 • MASON MADSEN
5TH • G • 6-4 • 195
ROCHESTER, MINN.
CINCINNATI • BOSTON COLLEGE



#55 • GABE MADSEN
5TH • G • 6-6 • 200
ROCHESTER, MINN.
MAYO SR HS • CINCINNATI



JOSH EILERT
INTERIM HEAD COACH
1ST SEASON



DAVID EVANS
ASSISTANT COACH
1ST SEASON



LOREN "LO" LEATH
ASSISTANT COACH
1ST SEASON



TYLER LARSON
ASSISTANT COACH /
DIRECTOR OF PLAYER PERSONNEL
2ND SEASON



JUSTIN "JJ" JOHNSON
ASSISTANT COACH
1ST / 4TH SEASON



MIKE SUMMEY
GENERAL MANAGER
1ST SEASON



LANDON SMITH
DIRECTOR OF OPS & ADMIN
1ST SEASON



CARTER STEVENS
DIRECTOR OF SCOUTING/VIDEO
1ST SEASON



TRISTON SIMPSON
SPECIAL ASST. TO THE HC
1ST SEASON



LOGAN OGDEN
DIR. MBB SPORTS PERFORMANCE
4TH SEASON



TREVOR JAMESON
HEAD ATHLETICS TRAINER
26TH SEASON