



UTAH GYMNASTICS

2023 MEDIA GUIDE

CONTENTS

INFORMATION 1
 2023 Schedule..... 1
 Staff Directory..... 2
 Directions/Media Parking 2
 NCAA Leaderboard 3
 Attendance Records 4
 Pac-12 Conference 5
 Follow The Utes 6
 2023 Roster/Pronunciation 7
 2023 Personnel..... 7
 2023 Outlook 8-9

ATHLETE PROFILES 10
 Abby Brenner 11-12
 Kara Eaker 12
 Jaylene Gilstrap..... 12-13
 Jillian Hoffman 13-14
 Cristal Isa 14-15
 Sarah Krump 15
 Grace McCallum 16
 Amelie Morgan 17
 Maile O’Keefe 17-19
 Abby Paulson..... 19-20
 Jaedyn Rucker 20-21
 Alani Sabado 21-22
 Makenna Smith..... 22
 Lucy Stanhope..... 23
 Sage Thompson..... 23-24

COACH / STAFF PROFILES 25
 Head Coach Tom Farden 26-27
 Associate Head Coach Carly Dockendorf... 28-29

Assistant Coach Jimmy Pratt 30
 Gymnastics Staff 31-32
 Athletics Director Mark Harlan 33
 President Taylor Randall..... 34
 Athletics Department Staff..... 34

REVIEW / OPPONENTS 35
 2022 in Review 36-37
 2022 Individual Results 38-40
 Series Records..... 41
 Series vs. Opponents 42-50

RECORDS / AWARDS 51
 Utah Records..... 52-53
 All-Time 10.0 Scores..... 54
 Highest Honors 55
 Utah Award Winners 56-57
 Letterwinners 58
 Pac-12 Championships & Awards 59-61
 Utah NCAA Champions..... 62
 Utah All-Americans..... 63-65

RESULTS 66
 Regular Season Results..... 67-74
 Regional Finishes 75-77
 National Championship Finishes 78-83

HERE’S UTAH 84
 Salt Lake City 85
 University of Utah..... 86
 Jon M. Huntsman Center..... 87

FAST FACTS

Location: Salt Lake City, Utah
 Metro Population: 1,257,936
 Elevation: 4,657 feet above sea level
 President: Dr. Taylor Randall
 Director of Athletics: Mark Harlan
 Founded: 1850
 Enrollment: 34,462
 Conference: Pac-12
 Nickname: Utes
 Colors: Red and White (PMS 185)
 Mascot: Swoop (Red-Tailed hawk)
 Arena: Huntsman Center (15,000)

CONTACT US

Athletics Department: (801) 581-8171
 Communications: (801) 581-3510/3511
 Ticket Office: (801) 581-UTIX (8849)

CREDITS

Content: Mady White
 Design: Mike Lageschulte
 Covers: Misty-Jade Carlson
 Photography: Misty-Jade Carlson, Russ Isabella, Nathan Sweet, Steve Wilson, Tom Smart, Kory Mortensen, U. Special Collections-J.W. Marriott Library

2023 SCHEDULE

Date	Opponent	Location	Time (MT)	Listen	Watch
Fri., Jan. 6	LSU	Salt Lake City	7 p.m.	ESPN 700	ESPN2
Fri., Jan. 13	Rio Tinto Best of Utah (BYU, Southern Utah, Utah State)	West Valley City, Utah	7 p.m.	ESPN 700	BYUtv
Sun., Jan. 22	at Oklahoma	Norman, Okla.	6 p.m.		ESPN
Sat., Jan. 28	Washington*	Salt Lake City	1 p.m.	ESPN 700	P12N
Fri., Feb. 3	UCLA*	Salt Lake City	7 p.m.	ESPN 700	ESPN2
Sat., Feb. 11	at Metroplex Challenge (Illinois State, Georgia)	Fort Worth, Texas	1:15 p.m.		
Mon., Feb. 20	at Arizona State*	Tempe, Ariz.	1 p.m.		P12N
Fri., Feb. 24	California*	Salt Lake City	6 p.m.	ESPN 700	P12N
Fri., Mar. 3	Arizona*	Salt Lake City	7 p.m.	ESPN 700	Live Stream
Sat., Mar. 11	at Oregon State*	Corvallis, Ore.	3 p.m.		P12N
Sat., Mar. 18	Pac-12 Championships	West Valley City, Utah	TBD		P12N

NCAA Postseason Events

Wed., Mar. 29	NCAA Regional 1st Round+	TBA#			
Thurs., Mar. 30	NCAA Regional Semifinal 1^				
	NCAA Regional Semifinal 2^				
Sat., Apr. 1	NCAA Regional Final^				
Thurs., Apr. 13	NCAA Championship Semifinal 1^	Ft. Worth, Texas			
	NCAA Championship Semifinal 2^	Ft. Worth, Texas			
Sat., Apr. 15	NCAA Four on the Floor^	Ft. Worth, Texas			

*Pac-12 meet

+Two-team play-in ^Four teams

#Regional Sites: Denver; Los Angeles; Norman, Okla.; Pittsburgh, Penn.

FOLLOW UTAH GYMNASTICS

Official Website
 UtahUtes.com

Facebook
 @UtahGymnastics

Twitter
 @UtahGymnastics

Instagram
 @utahgymnastics

TikTok
 @utahgymnastics

STAFF DIRECTORY

STRATEGIC COMMUNICATIONS STAFF



PAUL KIRK
Senior Associate A.D.



JORDIE LINDLEY
Assistant A.D.



JOHN VU
Associate Director



MADY WHITE
Associate Director



RYAN GALLANT
Associate Director



MARK INSERRA
Assistant Director



LYNDE HOOPES
Administrative Asst.

Name	Title	Office	Cell	Email
Paul Kirk	Senior Associate A.D.	801-581-3511	801-875-2444	pkirk@huntsman.utah.edu
Jordie Lindley	Associate Director	801-581-8997	801-647-8174	jlindley@huntsman.utah.edu
John Vu	Associate Director	801-587-7298	714-728-9163	jvu@huntsman.utah.edu
Mady White	Associate Director		801-458-8347	mwhite@huntsman.utah.edu
Ryan Gallant	Associate Director		801-554-8545	rgallant@huntsman.utah.edu
Travis Rae	Assistant Director		801-541-7790	trae@huntsman.utah.edu
Mark Inserra	Assistant Director		973-896-5656	minserra@huntsman.utah.edu
Lynde Hoopes	Administrative Assistant	801-581-3510		lhoopes@huntsman.utah.edu

ATHLETIC ADMINISTRATION

Name	Title	OFFICE	EMAIL
Mark Harlan	Athletics Director	801-581-3508	athleticsdirector@utah.edu
Charmelle Green	Deputy Athletics Director for Internal Operations (COO)	801-646-6514	cgreen@huntsman.utah.edu
John Jentz	Executive Senior Associate Athletics Director (CFO)	801-585-7386	skull@huntsman.utah.edu
Manny Hendrix	Senior Associate AD (Alumni Engagement and Strategy)	801-585-7233	mhendrix@huntsman.utah.edu
Steve Smith	Senior Associate AD for Business Operations	801-587-9371	ssmith@huntsman.utah.edu
Paul Kirk	Senior Associate AD for Strategic Communications	801-581-3511	pkirk@huntsman.utah.edu
Jason Greco	Senior Associate AD for Compliance		jgreco@huntsman.utah.edu
Cathy Badger	Senior Associate AD for Academic Services		cathy.badger@utah.edu
Liz Prince	Associate A.D. (Sport Admin./S-A Wellbeing)	910-840-3291	lprince@huntsman.utah.edu
Jeff Rudy	Associate AD for Administration (Football)	801-581-8563	jrudy@huntsman.utah.edu
Sean Farrell	Associate AD for Sales and Development	801-585-8837	sfarrell@huntsman.utah.edu
Gavin Gough	Associate AD for Facilities, Operations and Capital Projects	801-585-5601	ggough@huntsman.utah.edu
Rob Clark	Associate AD for Development		rob.clark@utah.edu
Keith Embray	Associate AD for EDI & Student Belonging		keith.embray@utah.edu

GYMNASTICS STAFF

Name	Phone	Email
Tom Farden, Head Coach	801-581-6221	tfarden@huntsman.utah.edu
Carly Dockendorf, Associate Head Coach	801-581-6221	cdockendorf@huntsman.utah.edu
Jimmy Pratt, Assistant Coach	801-581-6221	jpratt@huntsman.utah.edu
Myia Hambrick, Volunteer Assistant Coach	801-581-6221	mhambrick@huntsman.utah.edu
Hailee Corry, Director of Gymnastics NIL Strategy/Operations	801-581-6221	hcorry@huntsman.utah.edu
Misty-Jade Carlson, Director of New Media	801-581-6221	mcarlson@huntsman.utah.edu
Melissa Linstrom, Gymnastics Athletic Trainer		mlinstrom@huntsman.utah.edu

GETTING TO THE MEET

From Salt Lake International Airport: Exit on to I-80 East. In four miles, take the 600 South exit. In two miles, turn left on 700 East. Turn right at the second light (400 South). Go up the hill and turn left on Mario Capecchi Drive. Media should turn left onto South Campus Drive. Pass the Huntsman Center and turn right at the first light (1800 East). Turn left into the media parking lot.

From I-15 North: Take 600 South exit. Follow above directions from this point.

From Foothill Boulevard (northbound): Take a right at Mario Capecchi Drive. Media should turn left onto South Campus Drive. Pass the Huntsman Center and turn right at the first light (1800 East). Turn left into the media parking lot.

MAILING/OVERNIGHT ADDRESS

University of Utah Athletics Department
1825 E. South Campus Dr.
Salt Lake City, UT 84112-0900
Phone: (801) 581-8171

NCAA LEADERBOARD

NATIONAL CHAMPIONSHIP APPEARANCES

Team	*Total	NCAA	Super Six/ Final Four
Utah	46	40	23
Florida	39	38	18
Alabama	38	38	23
UCLA	35	35	22
Georgia	35	35	20
LSU	32	31	8
Oregon State	29	26	2
Nebraska	26	26	12
Michigan	26	26	11
Arizona State	24	19	3
Penn State	24	17	0
Oklahoma	21	21	11
Stanford	16	16	7
Cal State-Fullerton	13	7	0
Arizona	10	10	1
Brigham Young	10	8	0
Arkansas	8	8	2
Ohio State	7	7	0
Washington	7	7	0
Auburn	6	6	3
Minnesota	6	6	0
Denver	5	5	1
Clarion	4	0	0
Southwest Mo. State	4	0	0
USC	4	0	0
Illinois	4	4	0
California	4	4	0
Iowa State	3	3	1
Louisville	3	0	0
Massachusetts	3	0	0
West Virginia	3	3	0
Indiana State	2	0	0
Iowa	2	2	0
Oklahoma State	2	1	0
Southern Illinois	2	0	0
Utah State	2	1	0
Missouri	2	2	0

Team	*Total	NCAA	Super Six/ Final Four
Jacksonville State	1	0	0
Kent State	1	1	0
Kentucky	1	1	0
Michigan State	1	1	0
Nevada	1	0	0
New Hampshire	1	1	0
North Carolina State	1	1	0
Pittsburgh	1	0	0
Towson	1	1	0

*Includes AIAW from 1976-81; NCAA began in 1982; Super Six 1993-2018; NCAA Championships began eight-team format in 2019

TEAM NATIONAL CHAMPIONSHIPS

Team	*Total	NCAA
Georgia	10	10
Utah	10	9
UCLA	7	7
Alabama	6	6
Oklahoma	5	5
Florida	3	3
Michigan	1	1

*Includes 1981 AIAW Championship

NCAA INDIVIDUAL CHAMPIONS

Georgia	42
UCLA	41
Utah	30
Alabama	29
Florida	23
Oklahoma	17
LSU	14
Arizona State	10
Michigan	9
Kentucky	8
Oregon State	6
Nebraska	5
Stanford	4
Arizona	2
Arkansas	2
Auburn	2
Denver	2
Massachusetts	2
Washington	2
Bowling Green	1
California	1
Cal State Fullerton	1
Minnesota	1
Penn State	1
Pittsburgh	1

NCAA CHAMPIONSHIPS' ALL-AMERICANS

Utah	389
Georgia	358
Alabama	341
UCLA	332
Florida	288
Michigan	205
LSU	185
Oklahoma	182
Nebraska	165
Stanford	110
Oregon State	110
Penn State	90
Arizona State	75
Arkansas	51
Minnesota	44
Arizona	37
Auburn	28
Denver	28
Iowa State	24
Kentucky	24
Washington	24
Brigham Young	20
California	15
Illinois	12
Missouri	12
West Virginia	6
Iowa	6
Michigan State	4
Boise State	3
Ohio State	3
Southern Utah	3
NC State	2
New Hampshire	1
Utah State	1
Towson	1

*Does not include Regular Season All-Americans

NCAA SUPER SIX^ & FINAL FOUR* APPEARANCES & FINISHES

Team	'93	'94	'95	'96	'97	'98	'99	'00	'01	'02	'03	'04	'05	'06	'07	'08	'09	'10	'11	'12	'13	'14	'15	'16	'17	'18	'19	'21	'22
Utah (23)	3	1	1	3T		4		2	5T	4	6	6	3	2	2	2	3	6	5	5			2		5	5		3	3
Alabama (23)	2	2	2T	1		3	3	5	4	1	2	3T	2	3		6	2	3	1	1	3	4	4	3	6				
UCLA (22)	4	5	4	2	1	5	5	1	1	3	1	1	4		4			1	2	3	4			5	4	1	3		
Georgia (20)	1	3	5	3T	3	1	1	3	2	2	3	2	1	1	1	1	1			6	5		6						
Florida (18)		6			5	2						5		4	3	4	4	5		2	1	1T	1	4	3	3		4	2
Nebraska (11)					6		6	4	5T	5	4		6	5	6											6			
Michigan (11)		4	2T	6	4		2	6	3		5		5							6									1
Oklahoma (11)																		2	3		2	1T	3	1	1	2	1	2	1
LSU (8)															5	6					5	3		2	2	4	2		
Stanford (7)										6		3T			5	3			4		4		5						
Arizona State (3)					2	6	4																						
Auburn (3)		5																					6						4
Oregon State (2)			6	5																									
Arkansas (2)																	5			6									
Arizona (1)		6																											
Denver (1)																											4		
Iowa State (1)														6															

^The Super Six team final was in place from 1993-2018; *NCAA Championships eight-team format began in 2019

ATTENDANCE CHAMPS!

TOP UTAH HOME CROWDS

- 16,019* vs. Michigan 3-6-15
- 15,558 vs. Florida, 3-4-11
15,558 vs. UCLA, 2-18-17
15,558 vs. Stanford, 3-3-17
15,558 vs. Washington, 2-3-18
15,558 vs. Arizona, 2-1-19
15,558 vs. California, 2-9-19
15,558 vs. UCLA, 2-23-19
15,558 vs. Arizona State, 1-24-20
15,558 vs. Oregon State, 2-15-20
15,558 vs. Stanford, 3-6-20
- 15,552 vs. Georgia, 1-22-10
- 15,550 vs. Oregon State 1-23-16
- 15,447 vs. BYU, 3-28-08
- 15,310 vs. BYU, 1-27-12
- 15,238 vs. Cal State-Fullerton, 2-11-91
- 15,224 vs. Georgia, 3-15-14
- 15,503 vs. Washington, 2-13-16
- 15,403 vs. Georgia, 3-12-16
- 15,326 vs. California, 2-4-17
- 15,208 vs. Georgia, 3-16-18
- 15,207 vs. Arizona State, 2-9-18
- 15,202 vs. Stanford, 2-21-15
- 15,168 vs. Boise State/Washington, 3-6-93

*NCAA Record

UTAH'S ATTENDANCE RECORDS

Meet: 16,019*, Utah vs. Michigan, Mar. 6, 2015
 Season Average: 15,273* (2020)
 NCAA Championships (3 days): 36,655* (2007)
 NCAA Championships (2 days): 17,203* (1983)
 NCAA Regional Championship: 8,469 (1992)
 Pac-12 Championship Combined: 23,568^ (2015)
 Pac-12 Championship 1st Session: 9,166^ (2015)
 Pac-12 Championship 2nd Session: 14,402^ (2015)

*NCAA Record; ^Pac-12 Record

UTAH ATTENDANCE DATA

Crowds in Excess of 16,000: 1
 Crowds in Excess of 15,000: 30
 Crowds in Excess of 14,000: 56
 NCAA Gymnastics Attendance Titles: 36
 NCAA All-Sport Women's Attendance Titles: 10
 Season Average since 2010: 14,397
 Season Average since 2000: 12,910
 Season Average since 1990: 12,125

ATTENDANCE CHAMPS BY YEAR

1984	Utah	4,164
1985	Utah	4,719
1986	Utah	4,550
1987	Utah	6,567
1988	Utah	6,361
1989	Utah	7,830
1990	Utah	7,412
1991	Utah	9,714
1992	Utah	12,557
1993	Utah	13,164
1994	Utah	10,511

1995	Utah	10,292
1996	Utah	9,790
1997	Alabama	9,815 (Utah 9,773)
1998	Utah	10,211
1999	Utah	10,568
2000	Utah	9,808
2001	Georgia	9,855 (Utah 9,594)
2002	Utah	9,921
2003	Utah	9,851
2004	Alabama	10,274 (Utah 10,125)
2005	Utah	11,300
2006	Utah	12,747
2007	Utah	11,297
2008	Utah	12,771
2009	Utah	13,861
2010	Utah	14,213#
2011	Utah	13,503#
2012	Utah	14,352
2013	Utah	14,349#
2014	Utah	14,376#
2015	Utah	14,950#
2016	Utah	14,928#
2017	Utah	15,244#
2018	Utah	15,139#
2019	Utah	14,842#
2020	Utah	15,273#*
2022	LSU	11,691 (Utah 11,595)

*NCAA Gymnastics Record

#NCAA Women's All-Sports Attendance Leader

NCAA CHAMPIONSHIPS ATTENDANCE

Two-Day Totals (1982-92, 2016-19)

Year	Location	Attendance
1982	Salt Lake City	14,030
1983	Salt Lake City	17,203
1984	Los Angeles	9,562
1985	Salt Lake City	13,844
1986	Gainesville, Fla.	14,299
1987	Salt Lake City	16,470
1988	Salt Lake City	12,325
1989	Athens, Ga.	9,078
1990	Corvallis, Ore.	16,867
1991	Tuscaloosa, Ala.	15,284
1992	Minneapolis	14,377
2016	Ft. Worth, Texas	16,567
2017	St. Louis, Mo.	16,791
2018	St. Louis, Mo.	17,582
2019	Ft. Worth, Texas	22,109

Three-Day Totals (1993-2015)

Year	Location	Attendance
1993	Corvallis, Ore.	16,092
1994	Salt Lake City	29,172
1995	Athens, Ga.	20,999
1996	Tuscaloosa, Ala.	29,467
1997	Gainesville, Fla.	22,699
1998	Los Angeles	13,413
1999	Salt Lake City	25,631
2000	Boise, Idaho	18,992
2001	Athens, Ga.	20,331
2002	Tuscaloosa, Ala.	22,987

2003	Lincoln, Neb.	18,902
2004	Los Angeles	18,477
2005	Auburn, Ala.	11,959
2006	Corvallis, Ore.	15,583
2007	Salt Lake City	*36,655
2008	Athens, Ga.	34,600
2009	Lincoln, Neb.	12,527
2010	Gainesville, Fla.	15,026
2011	Cleveland	12,430
2012	Duluth, Ga.	17,811
2013	Los Angeles	11,773
2014	Birmingham, Ala.	25,906
2015	Ft. Worth, Texas	13,945

*Record for Three-Day Format

2022 GYMNASTICS ATTENDANCE LEADERS

1.	LSU	11,691
2.	Utah	11,595
3.	Alabama	9,551
4.	Auburn	9,121
5.	Florida	9,108
6.	Georgia	8,419
7.	Arkansas	4,966
8.	Oklahoma	4,926
9.	Michigan	4,838
10.	UCLA	4,557
11.	Kentucky	4,052
12.	Oregon State	3,783
13.	Minnesota	3,124
14.	Denver	3,113
15.	Iowa State	2,221
16.	Rutgers	2,181
17.	Southern Utah	2,117
18.	Arizona State	2,030
19.	Nebraska	1,852
20.	Iowa	1,824

2021-22 ALL WOMEN'S SPORTS ATTENDANCE LEADERS

1.	South Carolina Basketball	12,268
2.	LSU Gymnastics	11,691
3.	Utah Gymnastics	11,595
4.	Iowa State Basketball	9,567
5.	Alabama Gymnastics	9,551
6.	Auburn Gymnastics	9,121
7.	Florida Gymnastics	9,108
8.	UConn Basketball	8,892
9.	Georgia Gymnastics	8,419
10.	Louisville Basketball	8,361
11.	Iowa Basketball	8,224
12.	Nebraska Volleyball	8,172
13.	Arizona Basketball	7,822
14.	Oregon Basketball	7,751
15.	Wisconsin Volleyball	7,504
16.	Tennessee Basketball	7,477
17.	LSU Basketball	7,167
18.	Gonzaga Basketball	5,120
19.	Maryland Basketball	5,083
20.	Minnesota Volleyball	5,066

THE PAC-12 CONFERENCE

THE CONFERENCE OF CHAMPIONS

Built on a firm foundation of academic excellence and superior athletic performance, the Pac-12 Conference continues to renew its undisputed claim as the Conference of Champions®. Beyond the courts and fields, the Pac-12's accomplishments extend into the classrooms across 12 campuses, and outside its traditional geographic footprint into new corners around the world.

Spanning over a century of outstanding athletics achievements, the Pac-12 has claimed 544 NCAA Championships, over 200 more than the next league. The only conference to win 500 NCAA Championships, that number includes 214 NCAA team titles since 1999-2000 and 377 since 1981-82, the start of women's sports sponsorship, for an average of over nine per year. In 2021-22, the Pac-12 captured seven NCAA team titles in men's water polo (Cal), skiing (Utah), men's swimming & diving (Cal), men's gymnastics (Stanford), women's water polo (Stanford), beach volleyball (USC) and women's golf (Stanford).

The Pac-12 has won the most or tied for the most NCAA titles for 17 consecutive seasons (through 2021-22), winning at least six every year since 1999-2000 except the shortened 2019-20 campaign, and a record 14 in 1996-97.

Pac-12 members have won 311 NCAA team championships on the men's side, over 80 more than the next closest conference. On the women's side, the story is much the same. Since the NCAA began conducting women's championships over 40 years ago, Pac-12 members have claimed at least four national titles in a single season on 32 occasions (through 2021-22). Pac-12 teams have captured 200 NCAA women's titles, easily outdistancing the SEC.

Individually, the Conference has produced an impressive number of NCAA individual champions. Over 2,300 individual crowns have been won by Pac-12 student-athletes over the years with over 1,300 by male student-athletes. Pac-12 women studentathletes have captured an unmatched 800-plus NCAA individual crowns, an average of nearly 21 championships per season. Student-athletes have also captured over 180 individual titles at combined championships (i.e., skiing and fencing).

The Pac-12's excellence is further proven in the annual Division I Learfield Directors' Cup competition, the prestigious award that honors the best overall collegiate athletics programs in the country. Stanford, which won an unprecedented 25th-consecutive Directors' Cup in 2018-19, placed second in 2021-22 and was followed by USC (12th) and UCLA (15th) in the top 20. Arizona State (26th), California (27th) and Washington (30th) were in the top 30.

PAC-12 TEAMS AT THE NCAA GYMNASTICS CHAMPIONSHIPS

Team	NCAA Appearances	NCAA Championships	NCAA Individual Titles	All-Americans+
Utah	40	*9	30	389
UCLA	35	7	41	332
Oregon State	26	0	6	110
Arizona State	19	0	10	75
Stanford	16	0	4	110
Arizona	10	0	2	37
Washington	7	0	2	24
California	4	0	1	15

*Utah has won 10 total national titles, including the 1981 AIAW Championship +Does not include regular season All-Americans



The Red Rocks claimed their second consecutive and fifth overall Pac-12 Championship in 2022.

WHERE THE FANS ARE 2022 Average Home Attendance

Utah	11,595
UCLA	4,557
Oregon State	3,783
Arizona State	2,030
Washington	1,576
California	1,288
Arizona	1,215
Stanford	939

UTAH VS. THE PAC-12

Arizona	68-1-0
Arizona State	84-16-1
California	29-3-0
Oregon State	77-10-1
Stanford	42-6-0
UCLA	59-36-1
Washington	65-0-2
Total	424-72-5

FOLLOW THE RED ROCKS

TELEVISION

Utah gymnastics is slated to have eight meets televised in the regular season, highlighted by two appearances on ESPN2 for the LSU and UCLA meets, and ESPN against Oklahoma. The Red Rocks will compete on the Pac-12 Networks five times, beginning in the pre-season with the Red Rocks Preview, before being shown a sixth time at the Pac-12 Championships.

RADIO

For the sixth straight year, all Utah gymnastics home and postseason meets, along with the Rio Tinto Best of Utah meet, will air live on Utah's flagship radio station, ESPN 700. Mike Lageschulte (play-by-play) and former Ute All-American Kyndal Roberts Pond (analyst) will call the action. Lageschulte and Pond are set for their fourth season together as Utah's radio talent.

2023 UTAH TV SCHEDULE

Dec. 9	Red Rocks Preview	7 p.m. MT	P12N
Jan. 6	LSU	7 p.m. MT	ESPN2
Jan. 13	at Best of Utah	7 p.m. MT	BYUtv
Jan. 22	at Oklahoma	6 p.m. MT	ESPN
Jan. 28	Washington	1 p.m. MT	P12N
Feb. 3	UCLA	7 p.m. MT	ESPN2
Feb. 20	at Arizona State	1 p.m. MT	P12N
Feb. 24	California	6 p.m. MT	P12N
Mar. 11	at Oregon State	3 p.m. MT	P12N

2023 LIVE STREAMING SCHEDULE

Mar. 11	Arizona	7 p.m. MT
---------	-------------------	-----------

UTAHUTES.COM

Visit UtahUtes.com for complete information on Utah gymnastics, including roster, schedule, coach and athlete bios, latest meet information and statistics, links to live meet video streaming, and more.

CONNECT ON SOCIAL MEDIA

The Utah gymnastics team, under the handle UtahGymnastics, enjoys a robust following on the social media sites Facebook (56,818), Twitter (22,300), Instagram (70,400) and YouTube.

In addition, the Utah gymnastics team is regularly featured on Utah's main athletics social media sites, which boast more than 181,800 Facebook fans and 107,700 Twitter followers. Other Utah athletics social sites that cover Utah gymnastics are Instagram, YouTube and Snapchat.

FOLLOW UTAH GYMNASTICS



TWITTER

@UtahGymnastics



FACEBOOK

@Utahgymnastics



TIKTOK

@utahgymnastics



INSTAGRAM

@utahgymnastics

FOLLOW UTAH ATHLETICS



TWITTER

@utahathletics



FACEBOOK

@utahathletics



YOUTUBE

@utahathletics



INSTAGRAM

@utahathletics



TIKTOK

@utahathletics



ESPN's Laura Rutledge interviews MyKayla Skinner following the Utes' first regular-season appearance on the ESPN family of networks in 2017.

2023 ROSTER AND PERSONNEL

2023 UTAH GYMNASTICS ROSTER & PRONUNCIATION GUIDE

Name	Height	Year	Hometown	Previous School / Club
Abby Brenner	5-5	5th	Maple Grove, Minn.	Michigan / Twin City Twisters/Metroplex
Kara Eaker (care-uh...acre)	5-2	So.	Grain Valley, Mo.	Grain Valley HS / Great American Gymnastics Express (GAGE)
Jaylene Gilstrap	5-4	Jr.	McKinney, Texas	Texas Connections Academy / Metroplex Gymnastics
Jillian Hoffman	5-1	Sr.	Murrieta, Calif.	Vista Murrieta HS / SCEGA Gymnastics
Cristal Isa (ee-suh)	5-3	5th	Henderson, Nev.	Green Valley HS / Gymcats
Sarah Krump	4-10	Fr.	Las Vegas, Nev.	Odyssey Charter School / Brown's Gymnastics
Grace McCallum	5-3	So.	Isanti, Minn.	Minnesota Connections Academy / Twin City Twisters
Amelie Morgan	5-6	So.	Bristol, England	Bristol HS / The Academy of Gymnastics
Maile O'Keefe (my-lee)	5-2	Sr.	Las Vegas, Nev.	Odyssey Charter School / Salcianu Elite
Abby Paulson	5-3	Sr.	Anoka, Minn.	Anoka HS / Twin City Twisters
Jaedyn Rucker (jay-din)	5-3	Sr.	Mesa, Ariz.	Desert Ridge HS / Desert Devils Gymnastics
Alani Sabado (uh-lawn-ee...sah-bah-do)	5-2	Jr.	Temecula, Calif.	Apex Learning Virtual / SCEGA Gymnastics
Makenna Smith	5-3	Fr.	Albuquerque, N.M.	Rio Rancho Cyber Academy / Gold Cup Gymnastics
Lucy Stanhope	5-4	Jr.	Warrington, England	Bridgewater HS / City of Liverpool Gymnastics
Sage Thompson	5-4	So.	Lehi, Utah	Skyridge HS / All American Gymnastics

UTAH COACHES

Head Coach

Tom Farden (8th year/13th overall)
Utah Record: 153-43-1
Career Record: 224-91-1

Associate Head Coach

Carly Dockendorf (1st year/6th overall)

Assistant Coach

Jimmy Pratt (2nd year)

Volunteer Assistant Coach

Myia Hambrick (2nd year)

GYMNASTICS SUPPORT STAFF

Director of Operations: Hailee Corry
Director of New Media: Misty-Jade Carlson
Athletic Trainer: Melissa Linstrom
Academic Advisor: Kyndal Robarts Pond
Strength Coach: Cody Lockling
Sport Psychologist: Dr. Clint Norseth
Nutritionist: Meredith Price
Student Manager: Katie Coda
Student Manager: Brooklyn Bradbury

RETURNING (12)

Kara Eaker, Jaylene Gilstrap, Jillian Hoffman, Cristal Isa, Grace McCallum, Amelie Morgan, Maile O'Keefe, Abby Paulson, Jaedyn Rucker, Alani Sabado, Lucy Stanhope, Sage Thompson

LETTERWINNERS LOST (4)

Alexia Burch, Cammy Hall, Adrienne Randall, Sydney Soloski

UTES BY CLASS

Fifth-Year Seniors (2)

Cristal Isa, Abby Brenner

Seniors (4)

Jillian Hoffman, Maile O'Keefe, Abby Paulson, Jaedyn Rucker

Juniors (3)

Jaylene Gilstrap, Alani Sabado, Lucy Stanhope

Sophomores (4)

Kara Eaker, Grace McCallum, Amelie Morgan, Sage Thompson

Freshmen (2)

Sarah Krump, Makenna Smith

Abby Brenner (1) - at Michigan
2022 – Vault* (RS)

Kara Eaker (1)
2022 – Beam

Cristal Isa (5)
2020 – Bars* (RS), Beam* (RS)
2021 – Beam* (RS), Bars*
2022 – Beam (RS)

Grace McCallum (5)
2022 – All-Around (RS), Bars (RS),
Floor* (RS), All-Around, Floor

Maile O'Keefe (11)
2020 – Beam (RS)
2021 – All-Around (RS), Bars* (RS),
Beam (RS), Bars, Floor, All-Around*
2022 – Beam (RS), All-Around, Beam, Bars*

Abby Paulson (4)
2020 – Beam (RS)
2021 – Beam (RS)
2022 – Beam* (RS), Beam

Jaedyn Rucker (1)
2022 – Vault

Sage Thompson (1)
2022 – Bars*

*2nd Team, RS-regular season

ALL-AMERICANS LOST (2)

Alexia Burch (1), Sydney Soloski (5)

ALL-AMERICANS RETURNING (8)

LETTERWINNERS

2023 OUTLOOK

HUNGRY FOR MORE

Another year of unprecedented history was achieved for Utah Gymnastics as it qualified for an NCAA record 46th consecutive national championship, but the 2023 Red Rocks find themselves hungry for more. This year's Utah Gymnastics team returns 21-of-24 routines from a third-place finish at NCAAs a year ago, but although most of the personnel remains the same, this year's team has a new feel.

Utah returns the reigning national vault champion in Jaedyn Rucker, while the senior class as a whole boasts 16 All-America awards without adding in the five All-America awards that fifth year senior Cristal Isa returns in her final year. Leaning on incredible leadership from the upperclassmen, Utah has a special mix of young talent carrying a large load for the team as well.

Grace McCallum is coming off a freshman campaign that earned her five All-America and five All-Pac-12 Conference awards, and the Pac-12 uneven bars and floor titles. Amelie Morgan played a key part in the team's success as the leadoff on bars and beam all season, while Kara Eaker and Sage Thompson each collected All-American honors on their respective events on the national stage during their freshman seasons.

"Although last year's third-place finish was an identical result at the national championship from the year prior, we believe we can build off the performance and really use that experience heading into this season," said head coach Tom Farden, who enters his eighth season as head coach. "The next step for us to take the leap we have been looking

for is continuing to chase the finest of details under the pressures of competition. We also will look to improve the exactness of our skills."

In the offseason, Utah welcomed graduate transfer Abby Brenner, who made her way to Salt Lake City as a national champion with Michigan. Brenner comes to the Red Rocks as an All-American on vault and will make an immediate impact in the lineup. Joining Brenner as newcomers are freshmen Makenna Smith and Sarah Krump. Smith is a two-time medalist on floor at the Junior Olympic National Championships and a former qualified elite, while Krump was a two-time Junior Olympic qualifier.

Utah will look at its pair of fifth years, Isa and Brenner, along with the four true seniors in Jillian Hoffmann, Maile O'Keefe, Abby Paulson and Rucker to lead the way this year. The group nicknamed the "six-pack" brings a wealth of competition experience and leadership roles to create the perfect blend for the 2023 roster.

"The six are veterans and high-level competitors with storied backgrounds," said Farden. "With the split of a tactical approach and an emotional big sister type of approach, the collaboration between all six gymnasts bodes well for the younger athletes to emulate and follow after them. We are excited to see them take on this leadership role and back it up with action to reach our full potential."

Preseason third-ranked Utah wastes no time to see where it stands on the national stage as preseason sixth-ranked LSU kicks off the season at the Jon M. Huntsman



Jaedyn Rucker became the fifth Red Rock in history to win the NCAA individual vault title.

Center. The Utes also will face the defending national champions in week three when they travel to Oklahoma. Other non-conference competitions include a pair of podium meets at the annual Rio Tinto Best of Utah in West Valley City, Utah, along with the Metroplex Challenge where Utah will face Georgia and Illinois State. Pac-12 play continues to be a yearly challenge as well with all eight Pac-12 Conference gymnastics teams ranked in the preseason top-25 poll.

"Our schedule continues to be one of the hardest schedules in the NCAA," said Farden. "Competing week in and week out against this caliber of competition prepares us for the postseason. Every week is a challenge and we have to come ready to compete every competition."

VAULT

"We are anticipating having more or matching the amount of 10.0 vaults from last season, which was five," said Farden on the vault lineup. "Having a lineup that can field six 10.0 start-value vaults is another step in the progress of the program that we believe will make a huge difference."

Utah returns the reigning national champion on vault after Jaedyn Rucker became the fifth Red Rock in history to win the vault title at the 2022 NCAA Championships. Rucker scored a 9.9625



Utah posted its second-straight third place finish at the 2022 NCAA Championships. The national championship berth marked the program's 46th consecutive appearance.

2023 OUTLOOK

to win the individual title at the NCAA semifinals, while she followed with a season-high tying 9.975 in the NCAA final. Returning a Yurchenko 1.5 this season with Rucker is Lucy Stanhope, while Sage Thompson and Grace McCallum have trained the vault this offseason and will look to debut it at the season opener. Stanhope scored a career-high 9.95 at UCLA last season and she posted a 9.875 or higher in nine meets to earn first team All-Pac-12 honors. McCallum was a first team All-Pac-12 selection on vault as well last year with a 9.95 season high.

Also bringing a Yurchenko 1.5 to the lineup is Abby Brenner, who was a 2020 All-American on vault during the regular season. Freshman Makenna Smith will also add to the 10.0 start values with her Yurchenko half on front pike, which she scored a Perfect 10 on during her club career which is extremely rare. Utah also has Jaylene Gilstrap and Jillian Hoffman training 1.5s with both ready to compete Yurchenko fulls, along with the potential of fulls from Alani Sabado and Amelie Morgan.

BARS

“We are excited about the added depth on bars with the additions of Makenna Smith and Abby Brenner,” said Farden. “We didn’t lose a bar routine from last year’s championship lineup and these two bar workers come in ready to compete for spots



Maile O’Keefe broke the single season record for most 10.0s on beam with three perfect scores in 2022.

immediately. Our lineup features effortless routines from a number of returning athletes that will be a mainstay for the team once again.”

Amelie Morgan will be a force as a potential leadoff routine once again, while the likes of Cristal Isa, Grace McCallum, Sage Thompson and Maile O’Keefe will bring up the back half of the lineup once again this season. The lineup that returns every single routine broke the school record on bars after posting a 49.800 last season against Minnesota after Thompson and O’Keefe posted consecutive 10.0s on the event for the first time in school history.

McCallum became the fourth gymnast in Utah history to record at least two 10.0s on bars in a single season last year. She was the 2022 Pac-12 uneven bars champion, All-Pac-12 and an All-American on the event. Isa, Thompson and O’Keefe are also All-Americans on bars to load the lineup, while Morgan scored a 9.875 or better in the leadoff in 10 competitions. Morgan will compete a new dismount, a toe on front half, while O’Keefe has a new transition in her routine.

Looking for spots in the bars lineup will be returners Abby Paulson and Alani Sabado, while Abby Brenner and Makenna Smith will also make a case for a spot. Brenner was a starter on bars every meet last season for Michigan with eight scores of 9.90 or better.

BEAM

“Beam continues to be a strong event for our team,” said Farden. “We have world class beam workers in the lineup. The key this year will be to strengthen our depth on the event and have athletes ready to step in when needed.”

The top-ranked beam team from last season returns in whole for the Red Rocks in 2023, led by Maile O’Keefe, who is Utah’s newest school record holder for most 10.0s on beam in a single season after she posted three perfect scores in 2022. The lineup returns back-to-back Pac-12 beam champion Abby Paulson, as well as veteran Cristal Isa. The trio of Red Rocks have combined for 11 All America awards on the event. Rising sophomores Kara Eaker, Amelie Morgan and Grace McCallum will also be threats on beam once again this season. Looking to contribute and break into the stacked lineup will be Jaylene Gilstrap, Makenna Smith and Lucy Stanhope.

The adjustment for all of the returning Utes with the exception of Cristal Isa will be the dismount changes. The previous dismount for the majority of Red Rocks has



Grace McCallum was a two-time Pac-12 champion, five-time All-American, and five-time All-Pac-12 gymnast as a freshman.

been changed to a ‘C’ dismount. Because of the change, Utah will also see new leap combinations in routines to add more bonus in addition to the new dismounts.

Floor

“We have exciting additions to our floor team and yet return all but one routine from a year ago,” said Farden. “With our skill upgrades for select gymnasts and new choreography, floor has a chance to be one of the strongest events this year and arguably our deepest event.”

The Ute floor team is highlighted by All-American and Pac-12 floor champion Grace McCallum, while she is also joined by the 2021 floor national champion Maile O’Keefe and 2021 Pac-12 floor champion Jaedyn Rucker. Abby Paulson kicked off the lineup consistently last year after Jillian Hoffman went down with an injury and will look to be another dependable routine in the lineup this season.

With the return of Hoffman, the Ute senior will contend for a spot in the lineup with her double layout, while newcomers Makenna Smith and Abby Brenner will also have routines in the mix. Also returning from an injury that held her out of floor last year is Kara Eaker. The floor upgrades include a double Arabian for Rucker in her opening pass, while O’Keefe will go back to a three-pass routine.

ATHLETE PROFILES



MEET THE UTES

ABBY BRENNER

Fifth Year, 5'5"
 Maple Grove, Minn.
 Spring Creek Academy / Michigan
 Twin City Twisters / Metroplex



- WCGA Scholastic All-American
- Academic All-Big Ten

2020 SEASON (SOPHOMORE)

- Second team regular season All-American (vault)
- First team All-Big Ten
- Starter on vault and floor every meet, bars in all but two
- Scored a career-best 9.975 on vault at Oklahoma
- Posted four scores of 9.90 or better on vault
- Won floor with a 9.95 at Elevate the Stage, while scoring a 9.90 on vault
- Recorded a 9.95 on vault at Nebraska to win title
- Big Ten Specialist of the Week (Feb. 25)
- 3 event titles (vault)
- Hit 25-25 routines
- Michigan's Team Specialist Award recipient
- Michigan's Team Albert "Chip" Freeman Hills Spirit Award
- WCGA Scholastic All-American
- Academic All-Big Ten
- U-M Academic Achievement Award

2019 SEASON (FRESHMAN)

- First team All-Big Ten
- Starter on vault, bars and floor in every meet
- Earned first bars victory of her career with a 9.95 at Elevate the Stage
- Scored season-best 9.90 on floor at NCAA Regional Final
 - Posted a 9.90 on bars at the Big Ten Championship
 - Recorded four scores of 9.90 or better
 - 2 event victories (1 vault, 1 bars)
 - Hit 42-45 routines
 - U-M Academic Achievement Award

PRIOR TO UTAH

- Seven-time Junior Olympic National Championships qualifier
- Five-time J.O. National Champion (All-around, bars, floor – 2017; floor – 2015, 2016)
 - Bars champion at 2017 Nastia Liukin Cup
- Runner-up on vault at 2016 Nastia Liukin Cup
- 17-time regional champion
 - 15-time state champion
 - Four-time regional all-around champion (2013, 2016-18)
 - Four-time state all-around champion (2015-18)
 - Trained at Twin City Twisters from 2008-16; Metroplex Gymnastics from 2016-18

PERSONAL

- Daughter of Joe and Laura Brenner
- Has one brother, Jack
- Graduated from Michigan with a degree in sport management

CAREER HIGHLIGHTS

- Regular Season All-American on vault (2020)
- Three-time All-Big Ten
- Two-time Big Ten Specialist of the Week
- 7 event victories (5 on vault, 1 on bars, 1 on floor)
- Hit 108-114 career routines at Michigan
- Two-time WCGA Scholastic All-American
- Three-time Academic All-Big Ten
- Big Ten Distinguished Scholar (2021)
- Two-time Big Ten Sportsmanship Award winner (2021, 2022)

2022 SEASON (SENIOR)

- Second team All-Big Ten
- Starter on bars every meet, floor in all but one meet, and vault in three competitions
- Scored career-high 9.95 on floor against Arizona State for event victory
- Tallied a 9.90 or better on bars in eight routines
- Recorded a 9.90 or better on floor in four routines
- 1 event victory (floor)
- Hit 28-30 routines
- Big Ten Specialist of the Week (Jan. 18)
- Big Ten Sportsmanship Award recipient
- Academic All-Big Ten

2021 SEASON (JUNIOR)

- Team Captain
- Member of program's first-ever NCAA Championship team
- Starter on vault, bars and floor in first four meets before suffering an injury that held her out until the NCAA Finals
- Posted a 9.925 on bars at the NCAA Finals
- Won vault against Nebraska with a 9.90 and also scored a 9.90 on bars
- Scored a 9.90 or better three times in five bars routines
- Hit 13-14 routines
- Michigan's Team Albert "Chip" Freeman Hills Spirit Award
- Big Ten Distinguished Scholar
- Big Ten Sportsmanship Award recipient



MEET THE UTES

BRENNER'S CAREER HIGHS

Vault9.975 at Oklahoma, Mar. 6, 2020
 Bars9.95 at Elevate the Stage, Feb. 23, 2019
 Floor9.95 vs. Arizona State, Jan. 15, 2022

KARA EAKER

Sophomore, 5'2"
 Grain Valley, Mo.
 Grain Valley HS
 GAGE



2022 SEASON (FRESHMAN)

- First-team NCAA All-American on beam
- Starter on floor and beam in the season opener before an ankle injury held her out of competition until Mar. 4
- Returned to competition for the final seven meets of the year, and was a starter on beam in six competitions
- Scored a 9.875 or better in all seven beam routines, including four routines at a 9.9375 or better
- Posted first Perfect 10 of her career at the NCAA Regional Final in just her fifth career beam routine
- Recorded a 9.95 on beam at the NCAA Regional Second Round
- Posted a team-best 9.95 on beam at the NCAA Finals
- Tied for the team high in the semifinals (9.9375), which finished tied for first place in the first session
- Scored a 9.80 on floor at the Rio Tinto Best of Utah
- 1 event victory (beam)
- Hit 8-8 routines

PRIOR TO UTAH

- 2020 U.S. Olympic Team alternate
- Four-year member of USA National Team (2017-21)
- Two-time World Champion as Team USA member
- 2nd on beam, 6th on floor, 7th in the all-around at 2021 U.S. Olympic Team Trials
- 4th on beam at 2019 World Championships, 6th on beam at 2018 World Championships
- 1st on beam, 2nd on floor, 4th in the all-around with gold medal Team USA at 2019 Pan American Games
- 1st on beam, 3rd on floor with gold medal Team USA at 2018 Pan American Championships



- Won three gold medals at 2019 Gymnix International (team, all-around, beam)
- U.S Championships and U.S. Classic qualifier since 2017
- 2nd on beam at the 2018 and 2019 U.S. Championships
- 1st on beam, 3rd in the all-around, 4th on floor, 5th on bars at 2017 U.S. Championships (Jr. Div.)
- 1st on beam, 4th in the all-around and on floor at the 2019 U.S. Classic
- 3rd on beam, 5th in the all-around at 2021 American Classic
- 1st on beam, 2nd on floor, 4th in the all-around at 2018 American Classic
- Trained at Great American Gymnastics Express (GAGE)
- Graduate of Grain Valley High School

PERSONAL

- Daughter of Mark and Katherine Eaker
- Has three siblings: Katrina, Aron and Sara

EAKER'S CAREER HIGHS

Beam10.0 at NCAA Regional Final, Apr. 2, 2022
 Floor9.80 at Rio Tinto Best of Utah, Jan. 7, 2022

JAYLENE GILSTRAP

Junior, 5'4"
 McKinney, Texas
 Texas Connections Academy
 Metroplex Gymnastics



2022 SEASON (SOPHOMORE)

- Starter on floor in the final nine meets of the season
- Scored career-best 9.90 against Minnesota and matched at the NCAA Regional Final
 - Posted above a 9.80 on floor in every routine, including a 9.875 or better in five-of-nine routines
 - Recorded a 9.8625 in the NCAA Final, which counted toward the team score
 - Hit 9-9 routines
 - Member of team's Leadership Council
- WCGA Scholastic All-American
- Pac-12 Winter Academic Honor Roll
- Utah's Marsden Leadership Award and Dahl Academic-Athletic Award recipient

2021 SEASON (FRESHMAN)

- Competed on floor in five meets, beam in one competition
 - Posted season high 9.875 on floor in the leadoff spot vs. UCLA
 - Scored a 9.70 in beam debut against Arizona
 - Earned 9.85s on floor in three of five routines
 - Had season-ending surgery on shoulder prior to Pac-12 Championships
 - Hit 5-6 routines

INFORMATION

ATHLETE PROFILES

COACHES AND STAFF

REVIEW / OPPONENTS

RECORDS / AWARDS

RESULTS

HERE'S UTAH

MEET THE UTES

PRIOR TO UTAH

- Competed at the U.S. Classic and American Classic in 2015-16, 2018-19
- Qualifier for the U.S. Championships in 2016 and 2018
- 3rd on floor, 5th on beam, 7th on vault at the 2019 American Classic
- 1st on floor, 3rd on vault, 4th on beam and in the all-around at the 2018 National Elite Qualifier
- 2nd on floor, 3rd in the all-around, 4th on vault at the 2017 Championnat of France

- Trained at Metroplex Gymnastics
- Graduated from Texas Connections Academy
- Honor roll all four years of high school

PERSONAL

- Daughter of Jeremy and Michelle Gilstrap
- Father played football for the University of Wyoming
- Brother Jaydan
- Majoring in Communications

GILSTRAP'S CAREER HIGHS

Beam 9.70 vs. Arizona, Jan. 23, 2021
 Floor. 9.90 vs. Minnesota, Mar. 4, 2022
 9.90 at NCAA Regional Final, Apr. 2, 2022

JILLIAN HOFFMAN

Senior, 5'1"
 Murrieta, Calif.
 Vista Murrieta H.S.
 SCEGA Gymnastics



2022 SEASON (JUNIOR)

- Suffered season-ending Achilles injury at California
- Leadoff on vault in all six competitions, while earning the leadoff position on floor at final three meets before the injury

- Pac-12 Specialist of the Week (Jan. 25)
- Two-time Pac-12 Coaches Choice selection (Jan. 11, Feb. 15)
- Scored a career-best 9.975 on floor vs. Arizona State for her first career event title
- Recorded a 9.90 on floor vs. Stanford and a 9.875 at UCLA
- Posted career-best 9.90 on vault at California
- Scored 9.80 or better on every vault as leadoff, including a 9.875 at UCLA
- Hit 9-9 routines
- 1 victory (floor)
- WCGA Scholastic All-American
- Pac-12 Winter Academic Honor Roll

2021 SEASON (SOPHOMORE)

- Did not compete entire season due to a shoulder injury
- WCGA Scholastic All-American
- Pac-12 Winter Academic Honor Roll

2020 SEASON (FRESHMAN)

- Competed on floor in four meets
- Scored a 9.85 on floor in collegiate debut at California
- Posted a 9.85 on floor against Oregon State
- Competed in exhibition on bars in three meets
- Missed two meets due to injury
- Hit 2-4 routines

PRIOR TO UTAH

- 2017 Junior Olympic National champion in the all-around, bars and floor (Junior E)
- 2nd on floor, 5th all-around at the 2018 J.O. Nationals
- 1st all-around, 1st on bars, 1st on floor at the 2013 National Elite Qualifier
- 2019 Region 1 champion on vault, bars, beam, floor and all-around (Senior D)
- Nine-time regional champion
- 1st on floor, 2nd all-around, 3rd on vault at the 2019 Nastia Liukin Cup
- 1st all-around, 1st on vault, 1st on bars, 1st on floor, 2nd on beam at 2019 SoCal State Championships
- 15-time SoCal state champion
- Trained at SCEGA Gymnastics



MEET THE UTES

- Graduated from Vista Murrieta High School
- Silver Honor Roll

PERSONAL

- Daughter of Michael and Jennifer Hoffman
- Brothers Zander and Zayne
- Father is a builder in the U.S. Navy
- Brother Zander is in the U.S. Army
- Major is Kinesiology
- Full name is Jillian Rose Hoffman

HOFFMAN'S CAREER HIGHS

Vault 9.90 at California, Feb. 12, 2022
 Floor 9.975 vs. Arizona State, Jan. 21, 2022

CRISTAL ISA

Fifth Year, 5'3"
 Henderson, Nev.
 Green Valley H.S.
 Gymcats



CAREER HIGHLIGHTS

- Five-time All-American (4 regular season, 1 NCAA)
- Seven-time All-Pac-12 Conference
- 2021 Pac-12 Bars Co-Champion
- 2021 Pac-12 Beam Co-Champion
- Pac-12 Gymnast of the Week; Two-time Pac-12 Specialist of the Week
- 39.650 all-around high
- 18 career wins
- Has hit 112-118 career routines
- Three-time Pac-12 All-Academic
- 2022 Team Captain

2022 SEASON (SENIOR)

- First-team regular season All-American (beam)
- First-team All-Pac-12 Conference (beam); honorable mention (bars)
- Pac-12 Gymnast of the Week (Jan. 11)
- Pac-12 Specialist of the Week (Feb. 1, Feb. 22)
- Starter on bars and beam in every meet, floor once
- Scored a 9.90 or better on beam in 11 of 16 routines, including five straight beam routines at a 9.95 or better
- Posted first Perfect 10 of career on beam against Oregon State
- Matched career-best 9.95 on bars against Minnesota that counted toward Utah's school record performance (49.8)
- Recorded a 9.875 or better in all but three competitions, which included a streak of 11 straight routines at a 9.875+

- Was the Pac-12 runner up on bars (9.925) and beam (9.95)
- Scored a 9.975 on beam against Arizona State, Minnesota, LSU, and at the NCAA Regional Final
- 6 event victories
- Hit 31-33 routines
- Member of team's Leadership Council
- Pac-12 Winter Academic Honor Roll
- Utah's Marsden Leadership Award

2021 SEASON (JUNIOR)

- Second-team Regular Season All-American (beam)
- Second-team NCAA All-American (bars)
- First-team All-Pac-12 (bars, beam); honorable mention (all-around)
- Pac-12 Bars Co-Champion
- Pac-12 Beam Co-Champion
- Runner-up in the all-around at the Pac-12 Championships after earning career-high 39.650
- Tied for 9th on bars at the NCAA Championship Semifinal with a 9.90

- Starter on vault, bars and beam every meet, and floor in seven competitions
- Scored a 9.90 or higher on beam in seven of the final eight meets of the season, including four 9.95s
- Posted a 9.875-plus in all but two meets on the uneven bars
- 6 event victories
- Hit 47-49 routines
- Pac-12 Winter Academic Honor Roll

2020 SEASON (SOPHOMORE)

- Second-team All-American (regular season - bars, beam)
- First-team All-Pac-12 (bars, beam)
- Competed in the all-around in three meets
- Season-best 39.600 in the all-around at UCLA
- Posted 9.90-plus scores on beam in 6-of-9 meets, which included three-consecutive season-best 9.95s
- 9.95 on beam against UCLA counted toward Utah's beam school record performance (49.775)
- Earned season-high 9.925 on bars in three meets
- Starter on bars and beam in all nine meets, floor in seven and vault in four
- 5 event victories
- Hit 27-29 routines
- Pac-12 Winter Academic Honor Roll



INFORMATION

ATHLETE PROFILES

COACHES AND STAFF

REVIEW / OPPONENTS

RECORDS / AWARDS

RESULTS

HERE'S UTAH

MEET THE UTES

2019 SEASON (FRESHMAN)

- Competed in the first four meets before a season-ending injury
- Pac-12 Freshman of the Week in her college debut vs. Penn State
- 9.925 in first college bar routine was nation's third highest on opening week
- 1 win came on her only beam routine (at OSU)
- Also started on vault twice
- Hit 7-7 routines
- Dean's List

PRIOR TO UTAH

- Two-year member of the USA Junior Olympic National team (2017-18)
- Two-time J.O. national champion on bars
- 1st on bars and 4th (tie) all-around at the 2018 J.O. Nationals (Sr. E)
- 1st on bars, 2nd on beam and 3rd all-around at the 2017 J.O. Nationals (Sr. B)
- 2nd on bars, 2nd on beam and 5th all-around at the 2016 J.O. Nationals
- 1st on beam, 2nd on bars and 4th all-around at the 2018 Level 10 regionals
- 1st on bars, 2nd all-around and on floor at the 2017 Level 10 regionals
- Four-time Nevada state all-around champion (2015-18)
- Won every event and the all-around at the 2018 Cactus Cooler Invitational
- 2017 Nastia Liukin Cup qualifier
- 1st all-around at the 2017 Brestyans Las Vegas Invitational
- 1st in the all-around, vault and beam at the 2017 Lady Luck Invitational
- Trained at Gymcats
- Graduated from Green Valley HS

PERSONAL

- Daughter of Nancy Hara-Isa and Stan Isa
- Sister Brienne
- Major is Applied Mathematics
- Full name is Cristal Chieko Isa (pronounced ee-suh)

ISA'S CAREER HIGHS

All-around 39.650 at Pac-12 Championships, Mar. 20, 2021
 Vault. 9.875 vs. Oregon State, Feb. 15, 2020
 Bars 9.95 at Pac-12 Championships, Mar. 20, 2021
 9.95 vs. Stanford, Jan. 29, 2022
 9.95 vs. Minnesota, Mar. 4, 2022
 Beam 10.0 vs. Oregon State, Feb. 18, 2022
 Floor. 9.925 at UCLA, Feb. 23, 2020

SARAH KRUMP

Freshman, 4'10"
 Las Vegas, Nev.
 Odyssey Charter School
 Brown's Gymnastics



PRIOR TO UTAH

- Two-time Junior Olympic National Championships Qualifier
- 4th on beam at 2021 J.O. Championships
- 2nd on beam at 2021 Region 1 Championships
- 2nd on vault and floor at 2019 Region 1 Championships
- 1st on vault and floor, 2nd on beam, 3rd in the all-around at 2018 Region 1 Championships
- 2nd on beam at the 2022 Nevada State Championships
- 1st on floor, 2nd on beam, 3rd on vault and in the all-around at 2021 Nevada State Championships
- 11-time Utah State Champion
- 1st on vault at 2019 Utah Optional/Xcel State meet
- 1st on vault, floor and in the all-around, 3rd on bars and beam at 2018 Utah Optional/Xcel State meet
- Trained at Brown's Gymnastics



PERSONAL

- Daughter of Tim and Michele Krump
- High honor roll student from 2019-2022
- Grew up in Holladay, Utah, and trained at GTC (Gymnastics Training Center) prior to moving to Las Vegas
- Has four siblings: Emma, Matthew, Jack and Santino

MEET THE UTES

GRACE McCALLUM

Sophomore, 5'3"
Isanti, Minn.
Minnesota Connections Academy
Twin City Twisters



- Hit 56-61 routines
- Utah's Team Co-MVP award recipient

PRIOR TO UTAH

- Member of silver-medal winning 2020 U.S. Olympic Team
- Four-year member of USA National Team (2018-21)
- Two-time World Champion as Team USA member
- 4th in the all-around, 5th on bars, 5th on beam at 2021 U.S. Olympic Team Trials
- 2nd in the all-around, 2nd on vault, 2nd on beam, 3rd on bars, 3rd on floor at 2019 American Cup
- 1st in the all-around, 2nd on vault, 2nd on floor with gold medal Team USA at 2018 Pacific Rim Championships
- 1st in the all-around, 1st on bars, 3rd on vault, 3rd on beam, 4th on floor with gold medal Team USA at 2018 Pan American Championships
- U.S. Championships and U.S. Classic qualifier since 2017
- 3rd on beam, 7th in the all-around at 2021 U.S. Championships

Classic

- 4th in the all-around, 5th on beam, 5th on floor at 2021 U.S. Classic
- 3rd in the all-around, 4th on floor, 6th on bars at 2019 U.S. Championships
- 2nd on floor, 3rd in the all-around, 3rd on bars, 5th on beam at 2019 U.S. Classic
- 4th in the all-around at 2018 U.S. Championships
- 1st on vault, 3rd in the all-around, 5th on floor at 2017 U.S. Classic (Jr. Div.)
- 2nd on bars at 2018 American Classic
- Trained at Twin City Twisters
- Graduate of Minnesota Connections Academy

PERSONAL

- Daughter of Edward and Sandy McCallum
- Has six siblings: Rachael, Madelyn, Joseph, John, Xavier and Nolan

McCALLUM'S CAREER HIGHS

All-Around . . . 39.775 at Washington, Feb. 21, 2022
 Vault 9.95 at Washington, Feb. 21, 2022
 Bars 10.0 at UCLA, Feb. 4, 2022
 10.0 at Pac-12 Champs, Mar. 19, 2022
 Beam 9.975 at Washington, Feb. 21, 2022
 Floor 9.975 vs. Oklahoma, Jan. 14, 2022



CAREER HIGHLIGHTS

- Five-time All-American (3 regular season, 2 NCAA)
- Five-time All-Pac-12 Conference
- 2022 Pac-12 Bars Champion
- 2022 Pac-12 Floor Co-Champion
- Fourth gymnast in Utah history to record at least two 10.0s on bars in a season (2022)
- 39.775 all-around high
- 20 career wins
- Has hit 56-61 career routines

2022 SEASON (FRESHMAN)

- Two-time first-team regular season All-American (all-around, bars); second-team (floor)
- Two-time first-team NCAA All-American (all-around, floor)
- Five-time first-team All-Pac-12 selection (all-around, vault, bars, beam, floor)
- Two-time Pac-12 Champion (bars, floor)
- Pac-12 all-around runner up with a 39.675
- Competed in the all-around in all but three competitions, recording a season-best 39.775 at Washington
- Recorded first Perfect 10 of career on bars at UCLA, while earning second 10.0 on bars at the Pac-12 Championships to win the Pac-12 title
- Scored a 39.600 or higher in the all-around in seven competitions
- Recorded a 9.90 or better in 12-of-16 routines on floor, which included all five postseason floor routines
- Posted season-best 9.95 on vault and 9.975 on beam at Washington
- Season-best 9.975 on floor vs. Oklahoma in the second week of season
- Was the high score by a Ute or tied for the high score on floor in nine meets, bars in eight competitions
- Pac-12 Freshman of the Week (Jan. 18)
- Team-best 20 event victories

INFORMATION

ATHLETE PROFILES

COACHES AND STAFF

REVIEW / OPPONENTS

RECORDS / AWARDS

RESULTS

HERE'S UTAH

MEET THE UTES

AMELIE MORGAN

Sophomore, 5'6"
Portishead, England
Bristol High School
The Academy of Gymnastics



2022 SEASON (FRESHMAN)

- Honorable mention All-Pac-12 Conference on beam
- Leadoff on bars and beam in every meet
- Did not score below a 9.825 as the leadoff on bars, while recording 10-of-16 routines at a 9.875 or better
- Posted a 9.90 or better on beam in 10 competitions, including four of five postseason beam routines

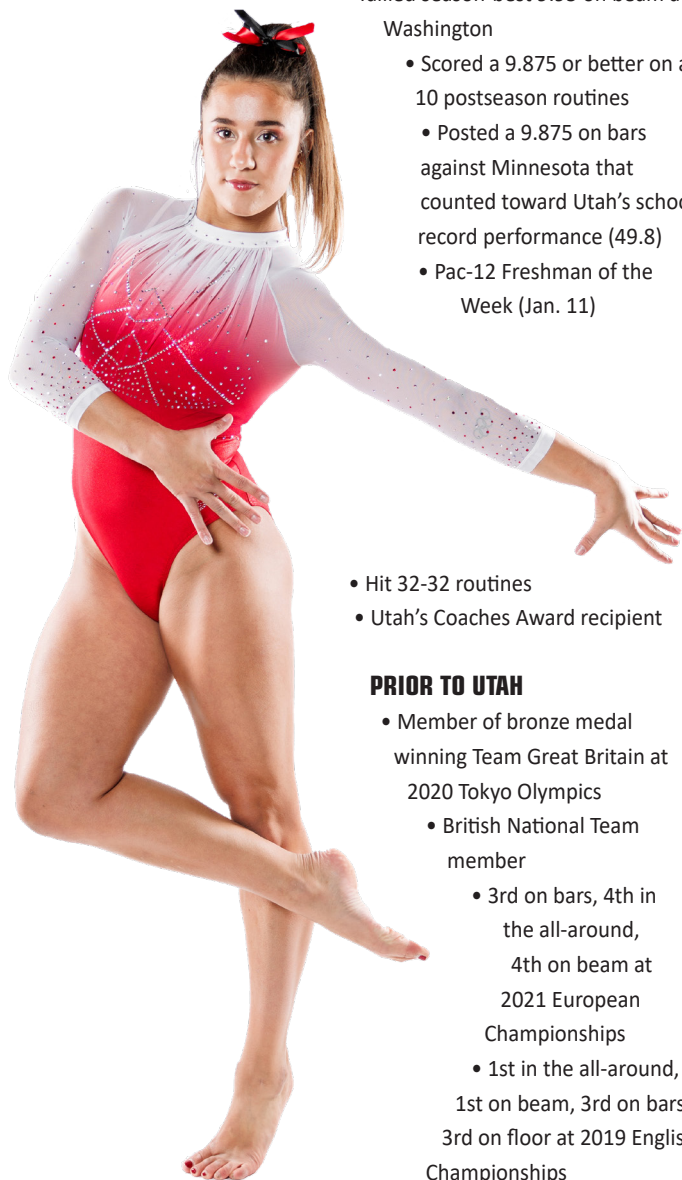
- Scored season-high 9.925 on bars at California
- Tallied season-best 9.95 on beam at Washington

- Scored a 9.875 or better on all 10 postseason routines
 - Posted a 9.875 on bars against Minnesota that counted toward Utah's school record performance (49.8)
 - Pac-12 Freshman of the Week (Jan. 11)

- Hit 32-32 routines
- Utah's Coaches Award recipient

PRIOR TO UTAH

- Member of bronze medal winning Team Great Britain at 2020 Tokyo Olympics
 - British National Team member
 - 3rd on bars, 4th in the all-around, 4th on beam at 2021 European Championships
 - 1st in the all-around, 1st on beam, 3rd on bars, 3rd on floor at 2019 English Championships



- 3rd in the all-around, 3rd on bars, 3rd on beam, 4th on floor at 2019 British Championships
- First British junior in history to win five medals at Junior European Championships as member of Team Great Britain
- 2nd in the all-around, 2nd on beam, 3rd on vault, 3rd on floor with bronze medal Team GB at 2018 Junior European Championships
- 1st in the all-around, 1st on beam, 2nd on floor, 3rd on vault, 3rd on bars at 2018 British Team Championships
- Four gold medals (all-around, vault, bars, floor) and bronze medal on beam at 2018 British Championships
- 1st in the all-around, 1st on vault, 2nd on beam, 3rd on bars, 3rd on floor at 2018 English Championships
- 2nd in the all-around, 2nd on floor, 3rd on beam, 4th on bars at 2018 Youth Olympic Games
- Trained at The Academy of Gymnastics
- Graduate of Bristol High School

PERSONAL

- Daughter of Kate and Dave Morgan
- Has a twin brother Finlay

MORGAN'S CAREER HIGHS

Bars9.925 at California, Feb. 12, 2022
Beam9.95 at Washington, Feb. 21, 2022

MAILE O'KEEFE

Senior, 5-2
Las Vegas, Nev.
Odyssey Charter School
Salcianu Elite



CAREER HIGHLIGHTS

- Two-time National Champion (Bars, Floor - 2021)
- 11-time All-American (5 regular season, 6 NCAA)
- Six-time All-Pac-12 Conference
- Four-time Pac-12 Champion (All-Around, Bars, Beam, Floor)
- School-record holder for 10.0s on beam in a season (3)
- Second all-time for 10.0s on beam in a career (4)
- 2021 Pac-12 Gymnast of the Year
- 2022 Pac-12 Specialist of the Year
- 2021 Regional Beam Champion
- Six-time Pac-12 Gymnast of the Week
- 39.725 all-around high
- 45 career wins
- Has hit 132-133 career routines
- Two-time WCGA Scholastic All-American

MEET THE UTES

- Two-time Pac-12 All-Academic
- CoSIDA Academic All-District Team

2022 SEASON (JUNIOR)

- Two-time 1st team NCAA All-American (all-around, beam); 2nd team (bars)
- First team regular season All-American (beam)
- Pac-12 Specialist of the Year
- First team All-Pac-12 (beam); honorable mention (floor)
- Broke the school-record for 10.0s on beam in a single season with three Perfect 10s (Stanford, Minnesota, NCAA Regional Final)
- Became fourth gymnast in school history to record two 10.0s in the same meet after perfect scores on bars and beam vs. Minnesota
- Perfect 10 on bars against Minnesota followed a perfect score from Sage Thompson to mark the first consecutive 10.0s on bars in school history; also counted toward Utah's school-record performance (49.8)
- Scored a 9.90 or better in 13 of 15 beam routines, including all five postseason routines, and a 9.95 or higher in nine competitions
- Competed in the all-around once in the regular season and in all five postseason competitions
- NCAA Regional all-around runner up with a season-best 39.650
- Scored a 9.875 or better in 11 of 15 routines on bars, and 10 of 13 routines on floor
- Two-time Pac-12 Gymnast of the Week (Feb. 1, Mar. 8); Pac-12 Specialist of the Week (Feb. 8)
- Utah's Team Co-MVP
- 9 event victories
- Hit 48-49 routines
- WCGA Scholastic All-American
- Pac-12 Winter Academic Honor Roll
- CoSIDA Academic All-District Team

2021 SEASON (SOPHOMORE)

- NCAA uneven bars champion
- NCAA floor champion



- Two-time 1st team NCAA All-American (UB, FX); 2nd team (AA)
- Two-time first team regular season All-American (AA, BB); 2nd team (UB)
- Pac-12 Gymnast of the Year
- Three-time All-Pac-12 first team selection (AA, UB, BB)
- Regional balance beam champion and all-around runner up
- Four-time Pac-12 Champion (AA, UB, BB, FX)
- Four-time Pac-12 Gymnast of the Week
- Posted career highs on every event and in the all-around
- Finished the regular season ranked No. 1 in the nation on beam, sixth in the all-around and 11th on bars
- Scored a 9.95-plus on beam in eight competitions and a 9.90 or better in 12-of-14 meets
- Posted highest beam score of the NCAA Championships in the team finals (9.9875)
- Utah Team MVP
- 31 event victories
- Hit 54-54 routines
- Pac-12 Winter Academic Honor Roll

2020 SEASON (FRESHMAN)

- Second-team All-American (beam)
- First-team All-Pac-12 Conference (beam)
- Saw action in the all-around in four meets
- Starter on bars and beam in all nine meets, floor in seven meets
- Named Pac-12 Freshman of the Week Jan. 29 and Feb. 18
- Scored season-best 9.975 on beam vs. Oregon State and Stanford
- 9.90 on beam against UCLA counted toward Utah's beam school-record performance (49.775)
- Closed out season with six-straight 9.90-plus scores on beam
- Posted season-high 9.925 on bars at UCLA
- 5 event victories
- Hit 30-30 routines

PRIOR TO UTAH

- Three-year member of USA National Team (2016-18)
- Qualified as an International Elite in 2013
- Participated in National Team Camp from 2015-18
- 2018 American Cup all-around bronze medalist
- Two-time P&G national all-around champion and first-ever to sign with Utah (Jr. Div.)
- Five gold medals at the P&G Championships (all-around 2016, 2017; beam 2016, floor 2016, bars 2017)
- Three silvers at the 2017 P&G Championships (vault, beam and floor)
- 2nd all-around, vault and on floor at the 2017 U.S. Classic
- 1st on floor at the 2016 American Classic
- 2nd (tie) on beam at the 2014 American Classic
- Competed at the U.S. Classic from 2013-17 and the American Classic from 2013-16
- 1st all-around, 1st on beam, 2nd on vault, 2nd on bars, 2nd on floor at 2017 International Junior Japan meet
- 1st all-around, 1st on floor, 2nd on vault, 3rd on beam at the 2017

INFORMATION

ATHLETE PROFILES

COACHES AND STAFF

REVIEW / OPPONENTS

RECORDS / AWARDS

RESULTS

HERE'S UTAH

MEET THE UTES

Gymnix International in Montreal

- 2nd all-around, 2nd on floor, 3rd on bars, 3rd on beam at the 2017 City of Jesolo Trophy in Italy
- 1st all-around, 1st on vault, 2nd on floor, 3rd on bars, 3rd on beam at 2019 Brestyan Invitational (Level 10)
- 1st on vault, bars, beam and floor at 2019 Brestyan Invitational L10 Finals
- Trained at Salcianu Elite
- Graduate of Odyssey Charter School

PERSONAL

- Daughter of Matthew and Tori Lynn O’Keefe
- Sisters Paige and Caitlin and brother Dylan
- Major is Kinesiology
- Full name is Maile Suzanne O’Keefe
- Name is pronounced my-lee

O’KEEFE’S CAREER HIGHS

All-around.....	39.725 at Oregon State, Mar. 5, 2021
Vault	9.90 at Arizona State, Feb. 6, 2021
	9.90 at Oregon State, Mar. 5, 2021
	9.90 at NCAA Regional 2nd Rd, Mar. 31, 2022
Bars.....	10.0 vs. Minnesota, Mar. 4, 2022
Beam	10.0 vs. Washington, Jan. 30, 2021
	10.0 vs. Stanford, Jan. 29, 2022
	10.0 vs. Minnesota, Mar. 4, 2022
	10.0 at NCAA Regional Final, Apr. 2, 2022
Floor	9.9625 at NCAA Semifinal, Apr. 16, 2021

ABBY PAULSON

Senior, 5’3”
Anoka, Minn.
Anoka HS
Twin City Twisters



CAREER HIGHLIGHTS

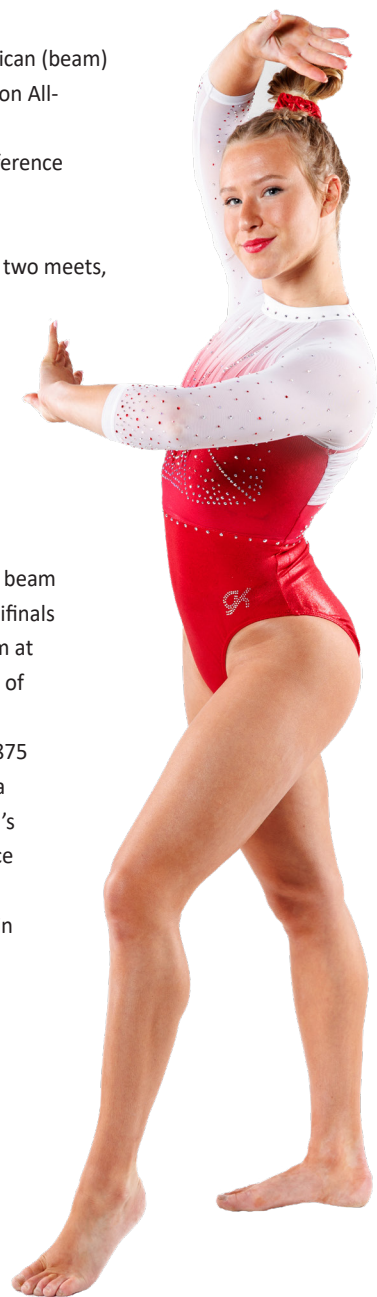
- Four-time All-American on beam (3 regular season, 1 NCAA)
- Three-time All-Pac-12 Conference
- Two-time Pac-12 Beam Champion (2021, 2022)
- 12 career wins (10 on beam)
- Has hit 98-101 career routines
- Three-time WCGA Scholastic All-American
- Two-time Pac-12 All-Academic
- CoSIDA Academic All-American
- CoSIDA Academic All-District Team

2022 SEASON (JUNIOR)

- First team NCAA All-American (beam)
- Second team regular season All-American (beam)
- First team All-Pac-12 Conference (beam)
- Pac-12 Beam Champion
- Starter on beam in all but two meets, floor in all but three meets, bars in 10 competitions
- Posted a 9.975 at the Pac-12 Championships to defend her Pac-12 title on beam
- Tied for the team-high on beam (9.9375) at the NCAA semifinals
- Recorded a 9.975 on beam at LSU to win first event title of the season
- Matched a career-best 9.875 on bars against Minnesota that counted toward Utah’s school-record performance (49.8)
- Posted career high 9.925 in the leadoff spot on floor against Oregon State for the first floor title of her career
- Scored a 9.90 or better in nine of 14 beam routines, including four final beam routines of the season
- 3 event victories
- Hit 36-37 routines
- Pac-12 Winter Academic Honor Roll
- WCGA Scholastic All-American
- Second team CoSIDA Academic All-American
- CoSIDA Academic All-District Team

2021 SEASON (SOPHOMORE)

- First-team regular season All-American (beam)
- First-team All-Pac-12 Conference (beam)
- Pac-12 Beam Co-Champion
- Starter on bars, beam and floor in every meet
- Regional balance beam runner up
- Pac-12 Specialist of the Week on Feb. 2 after posting season highs on all three events



MEET THE UTES

INFORMATION

ATHLETE PROFILES

COACHES AND STAFF

REVIEW / OPPONENTS

RECORDS / AWARDS

RESULTS

HERE'S UTAH

- Scored a 9.90 or better on beam in 10-of-14 competitions, including six 9.95s
- Finished the regular season ranked sixth in the nation on beam
- Earned career high 9.8625 on bars at NCAA Championship finals
- Scored career best 9.925 on floor at Pac-12 Championships
- 4 event victories (all on beam)
- Hit 40-42 routines
- Utah's Dahl Academic-Athletic award recipient
- WCGA Scholastic All-American
- Pac-12 Winter Academic Honor Roll

2020 SEASON (FRESHMAN)

- Second-team All-American (beam)
- First-team All-Pac-12 Conference (beam)
- Starter on beam and floor in all nine meets, bars in four meets
- Scored first 10.0 on beam by a Ute since 2008 against UCLA to win the meet
- Perfect 10 on beam pushed Utah to a new beam school-record performance (49.775)
- Hit the 9.90-mark on beam in seven-of-nine meets
- Pac-12 Freshman of the Week on Mar. 4 after posting meet-winning 9.95 beam routine at Washington
- Season-best 9.90 on floor vs. Arizona State
- Posted 9.875s on floor against California and Stanford
- 5 event victories (four on beam)
- Hit 22-22 routines
- WCGA Scholastic All-American

PRIOR TO UTAH

- Member of the 2017 USA Senior National Team
- Five-year International Elite
- Qualified for the P&G National Championships and the U.S. Classic from 2013-17
- 6th on beam at the 2017 P&G National Championships
- 2nd all-around, 5th on floor at the 2017 U.S. Classic
- 3rd all-around at the 2016 American Classic
- 1st on floor and 3rd all-around at the 2017 City of Jesolo Trophy in Italy
- 2nd on floor, 7th all-around at the 2019 J.O. National Championships (Senior F)
- 1st all-around, 1st on beam, 2nd on bars, 2nd on floor at the 2019 Region 4 Championships
- 6th on bars, 8th on floor and 10th all-around at the 2015 P&G Championships (Junior division)
- 5th on bars at the 2015 U.S. Classic (Junior division)
- 5th on floor at the 2013 J.O. Level 10 National Championships.
- 3rd on floor, 5th on beam at the 2013 American Classic (Junior division)
- Trained at Twin City Twisters
- Graduated from Anoka High School with highest honors

PERSONAL

- Daughter of Brandon and Shelly Paulson
- Father was a 1996 Olympic silver medalist in Greco-Roman wrestling.
- Siblings Sydney and Eli

- Major is Kinesiology
- Full name is Abby Rose Paulson

PAULSON'S CAREER HIGHS

Bars 9.875 at Arizona, Feb. 25, 2022
 9.875 vs. Minnesota, Mar. 4, 2022
 Beam 10.0 at UCLA, Feb. 23, 2020
 Floor 9.925 at Pac-12 Championships, Mar. 20, 2021
 9.925 vs. Oregon State, Feb. 18, 2022

JAEDYN RUCKER

Senior, 5'3"
 Mesa, Ariz.
 Desert Ridge HS
 Desert Devils Gymnastics



CAREER HIGHLIGHTS

- NCAA Vault Champion (2022)
- NCAA All-American (vault)
- Three-time All-Pac-12 Conference
- 2021 Pac-12 Floor Co-Champion
- Three-time Pac-12 Specialist of the Week
- Two-time Pac-12 Coaches Choice award recipient
- 8 career wins
- Has hit 57-60 career routines
- Pac-12 All-Academic

2022 SEASON (JUNIOR)

- NCAA Vault Champion
- First team NCAA All-American (vault)
- First team All-Pac-12 Conference (vault)
- Starter on vault every meet, floor all but one competition
- Scored a 9.9625 to win the NCAA individual vault title during the NCAA semifinals
- Recorded season-high tying 9.975 on vault at the NCAA finals
- Scored a 9.875 or better on floor in 10 of 15 routines, including final four floor routines of the postseason
- Posted a 9.975 on vault at California for event victory
- Tallied season-best 9.925 on floor against Oklahoma, Arizona State, and Minnesota
- Two-time Pac-12 Specialist of the Week (Jan. 11, Feb. 15)
- 4 event victories (all on vault)
- Hit 29-31 routines

MEET THE UTES



2021 SEASON (SOPHOMORE)

- Honorable Mention All-Pac-12 Conference on vault and floor
- Pac-12 Floor Co-Champion
- Starter on vault and floor every competition, bars in one meet
- Hit 9.90-mark on floor in seven of final eight routines
- Posted the highest score on vault at the NCAA Championships with a career high 9.9875 in the finals
- Pac-12 Specialist of the Week (Mar. 2) and two-time Pac-12 Coaches' Choice recipient (Jan. 21, Feb. 9)
- Utah's Most Improved Gymnast award winner
- 4 event victories (two on vault, two on floor)
- Hit 28-29 routines
- Pac-12 Winter Academic Honor Roll

2020 SEASON (FRESHMAN)

- Missed entire season from knee injury sustained prior to joining the team
- Had knee surgery in Feb. 2019
- Athletic Director's Honor Roll

PRIOR TO UTAH

- 2018 J.O. national vault champion (Senior B)
- Also placed 2nd all-around, 2nd on floor, 4th on

bars and 7th on beam at 2018 J.O. Nationals

- 1st all-around, 1st on vault (10.0) and 1st on floor at the 2018 Pikes Peak Cup
- Three-time regional champion
- 12-time state champion
- Won every event and the all-around at the 2018 Arizona State Championship
- Trained at Desert Devils Gymnastics
- Graduated from Desert Ridge High School

PERSONAL

- Daughter of Robert and Amy Rucker
- Father was a 1991 track All-American at Arizona State
- Sisters Jordyn and Jynry
- Major is Kinesiology
- Full name is Jaedyn Breon Rucker

RUCKER'S CAREER HIGHS

Vault.9.9875 at NCAA Championship Final, Apr. 17, 2021
 Bars9.725 vs. Utah State, Mar. 12, 2021
 Floor.9.95 vs. California, Feb. 26, 2021
 9.95 at Pac-12 Championships, Mar. 20, 2021

ALANI SABADO

Junior, 5'2"
 Temecula, Calif.
 APEX Learning Virtual School
 SCEGA Gymnastics



2022 SEASON (SOPHOMORE)

- Competed on vault against Oregon State, scoring a career-high tying 9.80
- Exhibited on bars at the Rio Tinto Best of Utah
 - Hit 1-1 routines
 - WCGA Scholastic All-American
 - Pac-12 Winter Academic Honor Roll

2021 SEASON (FRESHMAN)

- Starter on bars every competition, vault in one meet
- Matched season high of 9.875 on bars at the NCAA Regional final and NCAA Championship semifinals
- Had meet-clinching vault at the Pac-12 Championships that scored a 9.80



MEET THE UTES

- Scored season-high 9.875 vs. Arizona in third meet of the season
- Hit 14-15 routines
- WCGA Scholastic All-American

PRIOR TO UTAH

- Three-time Junior Olympic qualifier (2017-19)
- 3rd in the all-around, 3rd on bars, 5th on vault, 6th on beam and 8th on floor at the 2019 J.O. National Championship
- 3rd on bars at the 2017 J.O. National Championships
- 1st on bars, 2nd on vault, 2nd on beam, 3rd in the all-around at the 2019 Region 1 Championships
- 2nd on vault, 3rd on bars, 4th on beam and in the all-around at the 2019 So-Cal State Championships
- 1st on bars after scoring a 9.90 on bars at the 2020 Carol Galleta, ranking her in the top-five on bars in the country
- 1st in the all-around and bars at the 2017 Region 7 Championships
- 3rd on vault, 3rd on bars, 4th on floor, 4th in the all-around at the 2018 Region 7 Championships
- 1st on vault, 1st on bars, 1st on floor, 2nd in the all-around, 3rd on beam at the 2018 Virginia State Championships
- 1st in the all-around, 1st on vault, 1st on bars, 1st on floor, 2nd on beam at the 2017 Virginia State Championships
- Trained at SCEGA Gymnastics; Club teammates with Adrienne Randall and Jillian Hoffman
- Graduated from Apex Learning School
- Held GPA of 4.0 for five semesters across three different schools

PERSONAL

- Daughter of Jonathan and April Sabado
- Father Jonathan is a Lieutenant Colonel in the USMC
- Older brother Jorel and younger sister Aya

SABADO'S CAREER HIGHS

Vault 9.80 at Pac-12 Championships, Mar. 20, 2021
 9.80 vs. Oregon State, Feb. 18, 2022
 Bars 9.875 vs. Arizona, Jan. 23, 2021
 9.875 at NCAA Regional Final, Apr. 3, 2021
 9.875 at NCAA Championship Semifinal, Apr. 16, 2021

MAKENNA SMITH

Freshman, 5'3"
 Albuquerque, N.M.
 Rio Rancho Cyber Academy
 Gold Cup Gymnastics



PRIOR TO UTAH

- Two-time medalist on floor at Junior Olympic National Championships (2018, 2019)
- Three-time Junior Olympic National Championships qualifier
- T-5th on vault, 6th on floor at the 2021 J.O. National Championships
- 1st on floor, t-3rd on beam, 8th in the all-around at 2019 Nastia Liukin Cup
- Nine-time regional champion
- 1st in the all-around, 1st on vault, 1st on bars, 1st on floor, 3rd on beam at 2022 Region 3 Championships
- 1st on vault (10.0), 1st on bars (9.90), 1st on floor (9.925) at 2021 Region 3 Championships
- 2019 regional balance beam champion
- 2018 regional all-around champion

- 1st in the all-around, 1st on vault, 1st on beam at the 2021 Optional State Championships
- 1st in the all-around, 1st on vault, 1st on beam, 1st on floor, 2nd on bars at the 2019 Optional State Championships
- Trained at Gold Cup Gymnastics

PERSONAL

- Daughter of Craig and Stefanie Smith
- Has a sister, Marleigh



MEET THE UTES

LUCY STANHOPE

Junior, 5'4"
Warrington, England
Bridgewater High School
City of Liverpool Gymnastics



CAREER HIGHLIGHTS


- All-Pac-12 Conference (vault)
- Has hit 57-59 career routines
- 3 event victories (all on vault)
- WCGA Scholastic All-American
- Pac-12 All-Academic

2022 SEASON (SOPHOMORE)

- First team All-Pac-12 Conference (vault)
- Starter on vault every meet, floor in six competitions
- Scored career-high 9.95 on vault at UCLA for the event victory
- Matched career-best 9.95 on vault against Oregon State
- Won vault title against Arizona State with a 9.90
- Recorded a 9.875 or better on vault in nine competitions
- Tallied season-best 9.875s on floor against Arizona State, Oregon State, and at LSU
- 2 event victories (vault)
- Hit 22-22 routines
- WCGA Scholastic All-American
- Pac-12 Winter Academic Honor Roll

2021 SEASON (FRESHMAN)

- Starter on vault every meet, floor in 12 competitions, beam in 10 and bars once
- Scored first 9.90 on vault for first collegiate victory against Utah State
- Posted 9.90s on floor against Utah State, at the Pac-12 Championships and NCAA Regional final
- Season high 9.90 on beam at the NCAA Championship finals
- 1 event victory (vault)
- Hit 35-37 routines



PRIOR TO UTAH

- Member of the Great Britain National Team
- Represented silver-medal Team England at the 2018 Commonwealth Games
- Member of silver-medal Team Great Britain at the 2016 Junior European Championship
- Alternate for Team Great Britain at the 2018 World Championships
- 2nd on beam, 4th in the all-around at the 2017 English Championships
- 4th in the all-around at the 2018 British Championships, 5th in the all-around at the 2018 English Championships
- 3rd on vault and in the all-around at the 2016 Junior English Championships
- 3rd on vault and bars at the 2016 Junior British Championships
- Trained at City of Liverpool Gymnastics
- Graduate of Bridgewater High School

PERSONAL

- Daughter of Warren and Wendy Stanhope
- Brother Lewis

STANHOPE'S CAREER HIGHS

Vault	9.95 at UCLA, Feb. 4, 2022
	9.95 vs. Oregon State, Feb. 18, 2022
Bars	9.275 at Oregon State, Mar. 5, 2021
Beam	9.90 at NCAA Championship Final, Apr. 17, 2021
Floor	9.90 vs. Utah State, Mar. 12, 2021
	9.90 at Pac-12 Championships, Mar. 20, 2021
	9.90 at NCAA Regional Final, Apr. 3, 2021

SAGE THOMPSON

Sophomore, 5'4"
Lehi, Utah
Skyridge HS
Olympus Gymnastics



2022 SEASON (FRESHMAN)

- Second team NCAA All-American (bars)
- First team All-Pac-12 Conference (bars)
- Starter on bars every meet, vault in five competitions
- Earned first 10.0 of her career on bars against Minnesota, which was followed by a perfect score from Maile O'Keefe to mark the first consecutive 10.0s on bars in school history; also counted toward Utah's school-record performance (49.8)
- Scored a 9.90 or better in half of her bar routines, including both routines at the NCAA Championships
- Tied for the highest score by a Ute on bars at the NCAA semifinals (9.90)
- Posted a 9.9125 at the NCAA final

MEET THE UTES

INFORMATION

ATHLETE PROFILES

COACHES AND STAFF

REVIEW / OPPONENTS

RECORDS / AWARDS

RESULTS

HERE'S UTAH

- Won first career event victory on bars against Oklahoma with a 9.925
- Scored a 9.85 or better on bars in all but the season opener
- Season-best 9.80 on vault at Arizona
- Pac-12 Specialist of the Week (Jan. 18)
- 3 event victories (all on bars)
- Hit 21-21 routines
- WCGA Scholastic All-American

PRIOR TO UTAH

- 2019 Junior Olympic uneven bars national champion
- Three-time Junior Olympic National Championships qualifier (2017-2019)
- 1st on bars, 6th in the all-around at 2019 J.O. Championships
- 2nd on bars, 5th on vault at 2018 J.O. Championships (Jr. E)
- 2nd on bars at 2019 Nastia Liukin Cup
- 15-time Utah State champion
- 7-time Region 1 champion
- 1st in the all-around, 1st on beam, 2nd on vault, 4th on floor at 2018 Region 1 Championships
- 1st in the all-around, 1st on floor, 2nd on bars, 3rd on vault at 2017 Region 1 Championships
- Four gold medals at 2019 Utah State Championships (all-around, vault, bars, floor) and silver medal on beam
- 1st in the all-around, 1st on vault, 1st on floor, 2nd on bars, 2nd on beam at 2018 Utah State Championships
- Trained at Olympus Gymnastics for final two years of club
- Previously trained at All American Gymnastics
- Graduate of Skyridge High School



PERSONAL

- Daughter of Jenni Thompson and step-father Chris Odom
- Father Bryce Thompson passed of Leukemia in 2014
- Has three siblings: Davin, Creed, and Kade; and five step-siblings: Courtney, Kaylee, Colby, Kamille and Cooper

THOMPSON'S CAREER HIGHS

Vault9.80 at Arizona, Feb. 25, 2022
 Bars10.0 vs. Minnesota, Mar. 4, 2022

COACHES AND STAFF



HEAD COACH



Tom Farden

HEAD COACH | 8TH / 13TH YEAR

Tom Farden heads into his eighth season as the head coach of Utah Gymnastics in 2022-23. In the three years of sole reign over the program, Farden has led the Red Rocks to three consecutive Pac-12 Regular Season Championships, back-to-back Pac-12 Championships, two NCAA Regional titles and a pair of third-place finishes at the NCAA Championships.

COACHING SYNOPSIS

Year at Utah: 8th/13th overall
Record at Utah: 153-43-1 (7 years)
Career Record: 224-91-1 (13 years)

COACHING TIMELINE

2011-present.	Utah
2020.	Head Coach
2016-	Co-Head Coach
2011-2015	Assistant Coach
2010.	Arkansas Assistant Coach
1999-2009	Southeast Missouri State
2004-2009	Head Coach
1999-2003	Assistant Coach
1996-1999	TAGS Team Coach
1992-1996	Spectrum Training Center Owner/Coach

COACHING HIGHLIGHTS

NCAA Region Coach of the Year: 2008, '20, '22
Conference Coach of the Year: 2006, '07, '08, '09, '20
NCAA Champions: 6
All-American Awards: 114

EDUCATION

Southeast Missouri State, 2004

Farden's program is coming off a year of broken records and championships after the Utes took a share of the regular season title, along with the Pac-12 Championship and NCAA Regional title in 2022. Utah advanced to a school-record 46th consecutive national championship after scoring a program-record postseason score (198.200) at the regional final. Farden's team posted a 198 or higher a program-record four times last season, which included a 198.575 that was the second-best in school history and fourth-best in NCAA history.

Farden, who earned his third Region Coach of the Year honor, coached his uneven bars squad to a school-record 49.8 against Minnesota. Maile O'Keefe and Sage Thompson recorded their first Perfect 10s on bars of their careers to highlight the rotation, marking the first time in school history consecutive 10s on bars have been recorded. The bars team finished the season ranked sixth in the nation, while Farden also helped coach the floor team to a fourth in the country standing. Farden led a program-record 10 Utes to All-Pac-12 honors and had seven Red Rocks earn NCAA All-American honors.

In 2021, the Utes rattled off their second-consecutive season going undefeated against Pac-12 opponents with a 7-0 record in the regular season and first place finish at the conference championships. Farden pushed Maile O'Keefe in a breakout season to earn the Pac-12 Gymnast of the Year – the program's first since 2015. Along with O'Keefe, he guided Alexia Burch to Utah's second-consecutive Pac-12 Specialist of the Year honor, while O'Keefe turned around in 2022 to win the Pac-12 Specialist of the Year honor after competing on three events during the regular season.

Farden's 2021 team earned Utah's first ever appearance in the NCAA finals since the new format was adopted in 2019. The third place in the finals became Utah gymnastics' best finish since 2015 and just the second top-3 finish since 2010 before going on to repeat the third-place finish in 2022. He coached O'Keefe to two NCAA titles (UB, FX), along with seven regular season All-American honors and six NCAA All-American awards.

In his first season as sole head coach, Farden led the Red Rocks on a historic run before the 2020 season was canceled in the final week of the regular season due to COVID-19. Utah rolled to an 11-0 season for the first undefeated season since 1993 and second all-time.

The undefeated slate against the Pac-12 earned the program the conference's first-ever Pac-12 Regular Season Championship. Farden went on to win the Pac-12 Coach of the Year and Region 2 Coach of the Year. It marked his first region and conference coach of the year selections since serving as the head coach at Southeast Missouri State.

Following the retirement of legendary coach Megan Marsden, Farden was tasked with replacing an entire coaching staff to continue the legacy of Utah gymnastics. The transition was seamless after Farden handled staff hires and oversight of the program the previous four years, as well as leading the charge in training plans, recruiting and the day-to-day office work. Farden primarily coached the uneven bars, while overseeing all lineup decisions before also taking on a coaching role on floor this past season.

Prior to joining Utah as an assistant coach, Farden spent six years as the head coach at Southeast Missouri State, where he was the 2008 NCAA Region Coach of the Year. He is now in his 12th year at Utah, having served as an assistant coach his first five years.

Since becoming co-head coach in 2016 and sole head coach in 2020, Utah qualified into the NCAA Championships all six years, reached the Super Six team final twice and has competed at the last two Final Four's. The Utes also won five regional titles, along with three Pac-12 Championships and the only three Pac-12 Regular Season Championships. MyKayla Skinner and Maile O'Keefe, both Farden recruits off the USA National Team, each have won two NCAA individual championships, along with 11 Pac-12 titles during that time. Jaedyn Rucker became the newest NCAA champion for the Red Rocks after winning vault in 2022.

As a Utah assistant from 2011-15, Farden played a key role in five NCAA Championship appearances, including a second-place national finish in 2015, and Pac-12 Championships in 2014 and 2015. Farden's first NCAA champion came in his final season as an assistant when Georgia Dabritz won the 2015 NCAA bar title and became the only gymnast in history to score a 10.0 on bars in both the NCAA semifinals and the Super Six.

Along with NCAA individual champions Rucker, O'Keefe, Skinner and Dabritz, Farden's gymnasts have won 18 NCAA regional titles and 114 All-America honors (NCAA and regular season). He has also coached three NCAA runner-up performances, with Dabritz placing second on bars at the 2013 NCAA Championship and Skinner finishing as the nation's all-around runner-up in 2017 and 2018.

Pac-12 award winners under Farden include O'Keefe, the 2021 Pac-12 Gymnast of the Year and 2022 Specialist of the Year, along with 2016 Pac-12 Freshman of the Year Sabrina Schwab, and Pac-12 Specialists of the Year Cassandra Lopez (2016), Kim Tessen (2020) and Alexia Burch (2021). Skinner owns conference records for career Gymnast of the Week awards (16), single-season Gymnast

HEAD COACH

of the Week awards (7, tie) and Freshman of the Week awards (6), while ranking second all-time in career all-conference awards (16).

The program has also excelled in the classroom, ranking second among the country's gymnastics teams in GPA in 2016 and eighth in 2019. Utah was a recipient of the NCAA Public Recognition Award in 2017-18 and 2019-20 for placing in the top 10 percent of all gymnastics teams in the Academic Progress Rate report. Farden has coached three CoSIDA Academic All-Americans (Breanna Hughes, Kailah Delaney, Abby Paulson) and Shannon McNatt won an NCAA Elite 90 award in 2019 for accumulating the highest GPA of a team member participating at the site of the NCAA final.

In 2020, Farden pushed various marketing objectives and promotional ideas to continue the storied success of the Red Rocks' home attendance. Utah gymnastics averaged 15,273 fans per meet to top the previous school record and NCAA record, winning the program's 36th gymnastics attendance title and 10th all-women's sports attendance title. In the four home meets, Utah saw a sellout crowd of 15,558 in three of those events.

Farden's NCAA coaching experience prior to coming to Utah included 10 seasons at Southeast Missouri State from 2000-09—the last six as head coach—and one season as an assistant coach at Arkansas in 2010. He compiled a 71-48 record as SEMO's head coach and was the 2008 NCAA South Central Regional Coach of the Year and a four-time conference coach of the year. In his year as an Arkansas assistant, the Razorbacks qualified into the 2010 NCAA Championships.

In 2004 with Farden as SEMO's head coach, the Redhawks had their first winning season in a decade. In 2008, they climbed as high as No. 22 in the national polls and took fifth place at the NCAA Regionals. In his final season at SEMO in 2009, the Redhawks won the Midwest Independent Conference championship and finished with a 14-3 record.

His SEMO teams won national academic championships in his last three seasons and his gymnasts earned 70 total scholastic All-America citations. He also spearheaded the fundraising for two major gymnastics renovation projects (the locker room and practice facility) before leaving for Arkansas.

Farden began his coaching career at age 18 when he opened the Spectrum Training Center in his home state of Minnesota immediately

upon graduating from high school. He would coach club gymnastics for seven years before moving into an assistant position at Southeast Missouri State.

Farden has contributed to his sport on an administrative level, serving on the Ethics Committee of the Women's Collegiate Gymnastics Association and currently serving on the Board of Director's for the WCGA. He was on the Minnesota USA Gymnastics State Board from 1995-99.

A native of Dayton, Minn., Farden earned his bachelor's degree from SEMO in 2004. Farden and his wife, the former Christina Faulkner, have a son Ki (pronounced key). In his spare time, he enjoys cooking, hiking, swimming, biking, cross-country skiing, kayaking and camping.



TOM FARDEN'S HEAD COACHING MARK

Year	School	Overall Record	Regular Season Record	Pac-12 Championship	Regional Championship	NCAA Championship
2004	SE Missouri State	15-7				
2005	SE Missouri State	6-11				
2006	SE Missouri State	10-11				
2007	SE Missouri State	17-9				
2008	SE Missouri State	9-7				
2009	SE Missouri State	14-3				
2016	Utah	19-7-1	9-1	2nd-T	1st	9th
2017	Utah	26-8	10-2	1st	1st	5th
2018	Utah	24-10	9-3	2nd	1st	5th
2019	Utah	21-8	10-3	2nd	2nd	7th
2020	Utah	11-0	11-0 (1st Pac-12)	N/A*	N/A*	N/A*
2021	Utah	26-4	10-1 (1st Pac-12)	1st	1st	3rd
2022	Utah	26-6	10-3 (t-1st Pac-12)	1st	1st	3rd

SE Missouri State 71-48 (6 years)
Utah 153-43-1 (7 years)
Career 224-91-1 (13 years)

ASSOCIATE HEAD COACH

Carly Dockendorf

ASSOCIATE HEAD COACH | 1ST / 6TH YEAR



COACHING TIMELINE

- 2018-present. Utah
- 2023- Assoc. Head Coach
- 2020-22 Assistant Coach
- 2019 Director of Recruiting & Player Dev.
- 2018 Volunteer Assistant Coach
- 2012-17 Falcon Gymnastics Center Assistant Coach
- 2009-17 Seattle Pacific
- 2013-17 Assistant Gymnastics Coach
- 2010-12 Assistant Track & Field Coach
- 2009 Assistant Gymnastics Coach
- 2006-08 Seattle Academy of the Arts Head JV Soccer Coach Assistant Track & and Field Coach
- 2007 Shoreline HS Head Gymnastics Coach

COACHING HIGHLIGHTS

- NCAA Region Assistant Coach of the Year: 2020, 2022
- NCAA All-Americans: 11
- USAG National Champions: 5
- USAG All-Americans: 21

EDUCATION

Washington, 2006

Carly Dockendorf is entering her first season as the associate head coach of the Utah gymnastics program and her sixth overall as a member of the staff in 2022-23. Prior to being elevated to associate head coach in the summer of 2022, Dockendorf served as an assistant coach for three seasons, and previously as the team’s director of recruiting and player development, as well as Utah’s volunteer coach and choreographer.

Dockendorf has continued to take Utah’s beam team to the next level year after year, and is coming off a 2022 season that saw her beam lineup finish as the top-ranked beam team in the nation. The Red Rocks finished with a 49.675 National Qualifying Score (NQS) on beam in 2022, which included five scores of 49.7 or better and a 49.5 or better in 11 competitions. The top finish in the country by the beam team marked the first time since the 2005 season a Utah beam team has led the nation.

Under Dockendorf’s guidance, the Red Rocks recorded a program-record five Perfect 10s on beam in 2022, highlighted by three 10.0s from Maile O’Keefe to boast a new program record for perfect scores on beam in a single season. Three Utes earned NCAA All-American honors on beam (O’Keefe, Kara Eaker and Abby Paulson), while three Utes earned regular season All-American and All-Pac-12 honors on beam (O’Keefe, Paulson and Cristal Isa). The beam squad posted a 49.550 or better in every meet of the postseason, including a 49.7 and 49.725 at the NCAA Regionals. Under pressure, Eaker and O’Keefe posted consecutive “walk-off” 10.0s in the Regional Final to send Utah to the NCAA Championships.

Dockendorf has coached her beam team to three consecutive top-3 finishes in the nation. The Utes finished No. 2 in the nation on beam in 2020 and backed up the performance with a No. 3 ranking in 2021 at the end of the regular season. Dockendorf guided her lineup to a 49.700 on beam in the NCAA Finals, marking the highest beam score at NCAAs in program history after besting the 49.450 mark set in 2002.

The team success brought individual success once again for Dockendorf’s gymnasts where she coached Maile O’Keefe to an NCAA Regional balance beam title, as well as guiding O’Keefe, Abby Paulson and Cristal Isa to regular season All-American and All-Pac-12 honors on beam once again. O’Keefe and Paulson became the first pair of teammates at Utah to both have recorded 10.0s on the event after Paulson earned the perfect mark at UCLA in 2020 and O’Keefe did so against Washington in 2021 before Utah exploded for five perfect scores in 2022 by three different gymnasts.

In her first season as assistant coach, Utah’s beam team broke the school beam record that had stood since

1995 when the squad posted a 49.775 against UCLA on the road. The 49.775 was the highest beam score in the NCAA in the 2020 season. Dockendorf’s beam athletes scored an event score of 49.600 or higher in four-straight meets and were just one of two teams in the nation to hit the mark at least four times.

Dockendorf has helped lead Utah gymnastics to three consecutive Pac-12 Regular Season Championships, back-to-back Pac-12 Championships, two NCAA Regional titles and consecutive third-place finishes at the NCAA Championships. She has been a key member of a pair of undefeated conference seasons (2020, 2021) and has helped guide O’Keefe to Pac-12 Specialist and Gymnast of the Year honors, as well as Alexia Burch to a Pac-12 Specialist of the Year honor. The success during the Utah’s past few years has been noted by coaches around the nation, leading Dockendorf to be named a Region 2 Assistant Coach of the Year in 2020 and 2022.

While primarily serving as the beam coach, Dockendorf has also contributed to the floor choreography and music selections. Sydney Soloski earned four All-American honors to lead the floor lineup in two years, while Soloski’s other All-America award came in 2018 when Dockendorf was aiding the floor efforts as the volunteer assistant coach. She also helped see O’Keefe earn her first All-American honor on floor and a NCAA title in 2021, while Grace McCallum pulled in floor honors in 2022.

In her first year at Utah in 2018, Dockendorf’s work as a choreographer and volunteer coach was especially beneficial on floor, where the Utes picked up four All-America awards and two postseason apparatus titles. MyKayla Skinner and Sydney Soloski won All-America honors on floor at the NCAA Championships and Skinner and MaKenna Merrell-Giles were regular season All-Americans. Skinner won the 2018 Pac-12 and NCAA Regional floor titles, tying with Merrell-Giles for the regional floor title.

Prior to becoming an assistant coach, Dockendorf became Utah’s first director of recruiting and player development. In that full-time role, she was involved in all aspects of recruiting, including strategy, database management, on-campus official and unofficial visits. She also served as a liaison between the Utah gymnasts and campus departments, tracked academic progress reports, study table hours and mentor meetings, and assisted the incoming freshmen in their transition to the collegiate environment.

Before joining the Utah gymnastics staff, Dockendorf spent nine years coaching at Seattle Pacific—six as an assistant gymnastics coach (2009, 2013-17) and three as an assistant track and field coach (2010-12). During her time on the SPU gymnastics staff, Dockendorf was the head vault and floor coach, floor choreographer,

INFORMATION

ATHLETE PROFILES

COACHES AND STAFF

REVIEW / OPPONENTS

RECORDS / AWARDS

RESULTS

HERE’S UTAH

ASSOCIATE HEAD COACH

recruiting coordinator and strength and conditioning coach.

During her three-year break from gymnastics in 2010-12, Dockendorf served as SPU's assistant track and field coach while also training for a berth on the Canadian Olympic team in the pole vault. While she narrowly missed making the team, she broke the Canadian indoor pole vault record by clearing 14 feet, 6 inches (4.42 meters) and competed for Canada at the Commonwealth Games in India, where she won a bronze medal. In 2011, she won the pole vault title at the Canadian National Track and Field Championships and set the British Columbia Provincial record, jumping 4.45 meters.

Dockendorf returned to the SPU gymnastics staff in 2013 and would leave with three USA Gymnastics national champions on floor and two on vault (the USAG Championships are for Division II and Ivy League schools). She coached 21 USAG All-Americans (11 on vault and 10 on floor). The Falcons set a number of school records while Dockendorf was there. They placed third at the USAG National Championships from 2014-16 and three individuals advanced to the Division I NCAA Championships, including one on vault and two on floor.

As an undergraduate at Washington, Dockendorf won the 2003 Pac-12 uneven bar title, scoring a 10.0, and was a second-team All-American that season. She set a school record with six 10.0 scores in her career, including five on floor. She won 48 total event titles from 2002-05, including a school-record 24 titles on floor, and was a three-time regional champion.

A two-time All-Pac-10 selection, Dockendorf was Washington's MVP in 2003 and 2005. She won the team's Most Inspirational award in 2002 and 2004 and served as the Huskies' captain in 2004 and 2005.

Dockendorf took up pole vaulting as a sophomore, earning All-America honors with her sixth-place finish at the 2005 NCAA Championships. She placed 11th at the 2006 NCAA Track & Field Championships.

Dockendorf earned a bachelor's degree in English with a minor in communications from Washington in 2006, where she was a two-time Pac-12 All-Academic selection. She coached one year of gymnastics at Shorecrest High School and three years of track and field and soccer at the Seattle Academy of the Arts and Science before accepting the post at SPU.

Dockendorf became USA Weightlifting Sports Performance Certified in 2016 and earned a certificate from the NCAA Women's Coaching Academy in Denver that same year.

The Port Moody, B.C., native is married to Henry Ruggiero and they have two daughters: Crosby and Hayden.



ASSISTANT COACH



Jimmy Pratt

ASSISTANT COACH | 2ND YEAR

Jimmy Pratt enters his second year with the Utah gymnastics program in 2022-23 after joining the coaching staff in June of 2021. Pratt serves as the primary vault coach, while assisting with uneven bars training for the Red Rocks.

COACHING TIMELINE

2021-present...	Utah	Assistant Coach
2020-21	Denver	Assistant Coach
2011-19	All American Gymnastics	Head Coach
2009-10	BYU	Volunteer Assistant Coach

COACHING HIGHLIGHTS

NCAA Region Assistant Coach of the Year: 2022
 NCAA All-Americans: 2
 National Champion: 1

EDUCATION

BYU, 2007

Pratt is coming off his first season with the Utes that saw his vault squad finish fifth in the nation with a 49.4 National Qualifying Score, while his help on the uneven bars led the event to a No. 6 ranking. Under Pratt's guidance, Jaedyn Rucker rattled off a 9.9625 to win the NCAA vault title and become just the fifth Red Rock to earn a national title on vault. Rucker and Alexia Burch earned NCAA All-American honors on his event, while Rucker, Burch, Grace McCallum and Lucy Stanhope all collected All-Pac-12 honors on vault in 2022.

Pratt was named a Region Assistant Coach of the Year after leading the team to an exceptional season. The Utes earned a share of the program's third consecutive Pac-12 Regular Season Championship, along with winning the Pac-12 Championship and NCAA Regional title. Utah capped off the year with a third-place finish at the NCAA Championships to round out his first season as a Ute.

Pratt joined the Utah coaching staff after a two-year stint as an assistant coach at Denver, while previously coaching at All American Gymnastics in Lindon, Utah, for 18 years. While at Denver, he served as the primary vault and floor coach where he guided the Pioneers to a top-10 ranking on floor this past season and on vault in 2020. His floor squad this year closed the regular season at No. 9 in the nation, while Pratt's 2020 vault lineup finished the year ranked No. 9 in the nation as well.

Outside of the team's success, Pratt pushed Lynzee Brown to a No. 3 national ranking on floor and regular season All-American honors on both vault and floor - his primary events. Pratt also coached Maddie Karr to a No. 4 national ranking on vault in 2020, which included two 10.0s, and saw Brown make a leap to No. 12 in the nation on vault this year.

Prior to making the move to Denver, Pratt spent 18 years at All American Gymnastics in Lindon, Utah, and served as the club's head coach since 2011. At All American, he was responsible for all aspects of the program and coached at both the Elite and Junior Olympic levels. Under his tutelage, Hunter Dula, MaKenna Merrell-Giles and Kim Tessen all received scholarships to Utah.

In 2009-10, Pratt had a taste of college coaching at Brigham Young at the start of his career as the volunteer assistant coach where he assisted with vault and bars.

He received his bachelor's degree from Brigham Young in exercise science with an emphasis in fitness and wellness (2007). He is married to Makenna Pratt and they have three daughters: Kaylor, Daphne and Linden.



GYMNASTICS STAFF



MYIA HAMBRICK
Volunteer Coach
2nd Year

Myia Hambrick enters her second season with the Utah gymnastics

program in 2022-23 after being added on the coaching staff as a volunteer assistant coach in June of 2021. The former LSU standout gymnast will assist in coaching floor and choreograph routines for the Red Rocks.

In her first season with the Utes, Hambrick guided the floor team to a No. 4 ranking in the nation with a 49.590 National Qualifying Score. Her floor team was arguably the most consistent event for the Red Rocks in 2022, posting a 49.5 or better in nine competitions and a 49.4-plus in all but two meets. Hambrick saw Grace McCallum and Sydney Soloski earn regular season All-American honors on floor, while McCallum also led the event at the NCAA Championships for her first postseason honor. McCallum, Soloski and Maile O'Keefe also represented the floor team on the conference level, earning All-Pac-12 honors this past season.

Hambrick was named a Region Assistant Coach of the Year alongside Utah's assistant coaches Carly Dockendorf and Jimmy Pratt

after leading the team to an exceptional season. The Utes earned a share of the program's third consecutive Pac-12 Regular Season Championship, along with winning the Pac-12 Championship and NCAA Regional title. Utah capped off the year with a third-place finish at the NCAA Championships to round out Hambrick's first season as a Ute.

Following her collegiate career at LSU, Hambrick served as a Junior Olympic Optional Coach at Georgia Elite Gymnastics. She has coached gymnasts of all levels during her time at Georgia Elite Gymnastics and has mentored four 2019 Junior Olympic Championship qualifiers, a 2021 Nastia Liukin Cup qualifier and numerous 2021 regional qualifiers. Along with her time at the club gym, Hambrick has also worked with optional gymnasts across the country since 2014 where she has choreographed routines and cut music for the athletes.

Hambrick collected 20 All-American honors, which is the second most in program history, during her time at LSU. She earned All-SEC honors all four seasons and ended her career in the top-10 of LSU's career wins on vault, floor and in the all-around. She amassed 52 career wins, and was the 2015 SEC vault champion and the 2016 NCAA Athens Regional all-around champion.

As a senior in 2018, Hambrick was an AAI Award Finalist, the NCAA Raleigh Regional all-around champion, an All-SEC selection and an eight-time All-American. Hambrick was tied for

No. 1 in the nation on floor at the end of the regular season as a senior, No. 6 on beam, No. 7 in the all-around, and No. 13 on vault and bars to cap off a tremendous career.

Hambrick graduated with a bachelor's degree in mass communication with an emphasis in journalism from LSU in 2018, while she earned her master's degree in sports management in 2021. She was a NACGC/W Scholastic All-American during her career and four-time SEC Academic Honor Roll honoree.

COACHING TIMELINE

2021-present ... Utah	Volunteer Assistant Coach
2019-21	Georgia Elite Gymnastics J.O. Optional Coach
2014-21	USAG J.O. Program Choreographer

COACHING HIGHLIGHTS

NCAA Region Assistant Coach of the Year: 2022
NCAA All-Americans: 2

EDUCATION

LSU, 2018
Bachelor's in Mass Communication: Journalism

LSU, 2021
Master's in Sports Management



HAILEE CORRY
Director of
Gymnastics NIL
Strategy/Operations
2nd Year

Former Red Rock All-American Hailee (Hansen) Corry enters her third season as the director of operations in 2022-23, and will also serve as the director of gymnastics NIL strategy this year.

Corry is responsible for handling the program's administrative duties, including all team travel and organizing student-athlete schedules. She serves as a liaison with alumni, the marketing and ticketing offices, and works closely with Utah's event management


staff. Additionally, Corry is heavily involved with fundraising efforts, team publicity appearances and charitable events. With the NIL legislation going into effect, Corry has taken on responsibilities as Utah's NIL coordinator to better serve the Utah gymnasts in their NIL activities.

Corry had spent the previous six years working in event management, which included her role as a manager and an integral partner of two high-performing startup entertainment venues. She was the co-founder and managing partner of the JADEN Event Center – a five-star premiere wedding venue. Corry implemented and oversaw contract negotiations and customer development during her time with the venue. She was responsible for coordinating vendors, marketing, and media for over 200 events per year. Corry created marketing materials and strategies to generate profits, while also producing social media strategies and creating an online presence for the venue.

A gymnast at the University of Utah from 2011-14, Corry - formerly Hansen during her time at the U - earned a degree in Communications. She graduated magna cum laude with a 3.968 grade point average. The Bountiful, Utah native was the third walk-on in school history to earn All-American honors after the bars specialist earned the distinction her junior season. Corry was a four-time academic all-conference selection, two-time CoSIDA Academic All-American, two-time team captain, and as a senior was named Utah's Most Inspirational Senior Female Athlete among all sports.

She is married to CJ Corry, and recently welcomed their first child, Tripp, to the family in May of 2022.

GYMNASTICS STAFF



MISTY-JADE CARLSON
 Director of Creative Content
 4th Year

Misty-Jade Carlson is in her fourth year with the Utah gymnastics program, serving as the Director of Creative Content heading into the 2023 season.

Carlson is responsible for developing and creating graphics and videos to promote Utah gymnastics on all social media platforms.

Carlson's efforts to share engaging and creative content throughout her first season with the program (2020) led Utah gymnastics' Instagram account to generate 154K interactions from Jan. 3-March 12, 2020, ranking the account No. 8 among all gymnastics programs across the nation. In April of 2021, Carlson's content saw the gymnastics social media platforms generate nearly 185K interactions, which was good for No. 7 in the nation.

Carlson has produced an increase in followers on all three platforms, serving different audiences on each with a variety of content. On Instagram, Carlson has doubled the following since her arrival, taking the follower count from 44k to over 88k in June of 2022. She promotes informational pieces, behind the scenes content, graphic design, video and photography to capture the attention of fans worldwide.

Carlson made the move to Utah after competing for Iowa Gymnastics as a vault and beam specialist, while also cementing herself as a strong asset for the Hawkeyes off the competition floor. The three-time Big Ten All-Academic team selection and Big Ten Distinguished Scholar graduated from Iowa with two degrees in mass communication and graphic design in 2019.

With Carlson's hiring in the summer of 2019, Tom Farden became the first gymnastics head coach in the nation to hire a full-time creative content manager as a sport-specific, non-coaching staff member. While competing at Iowa, Carlson worked with the Daily Iowan as an illustrator, working with the creative team there to create Snapchat illustrations for the publication. She also worked as a graphic designer at William Easton Design in Iowa City, Iowa where she designed advertising campaigns for several local businesses.



MELISSA LINSTROM
 Athletic Trainer
 3rd Year

Melissa Linstrom is entering her third season as the Utah gymnastics athletic trainer in 2022-23. Prior to making the move back to Salt Lake City, Linstrom had spent the previous five years serving in various athletic trainer roles at Texas Tech.

Beginning in May of 2018, Linstrom served as the Associate Athletic Trainer at Texas Tech where she worked with the men's and women's tennis programs. She aided in the development of championship level student-athletes that had gone on to win Big XII championships, advance to the Elite Eight of the NCAA tournament and rank as high as No. 5 in the nation. Heading all health care for the programs, Linstrom was tasked with creating and implementing preventative rehabilitation exercise programs to reduce injury risk, evaluate and diagnose acute and chronic athletic injuries within the scope of practice, while also educating the athletes on prevention of injuries, proper nutrition and training techniques.

While the Associate Athletic Trainer, Linstrom also worked in the TTU Department of Sport Management and Kinesiology as a faculty instructor where she taught KIN 3313: Care and Prevention of Athletic Injuries.

Linstrom worked with the Texas Tech tennis programs for five years dating back to when she first joined the programs as a post-graduate intern while she earned her master's degree in Kinesiology. Following the completion of her master's degree in May of 2017, Linstrom was hired on as the athletic trainer for the tennis teams, along with aiding in the coverage of fall football training camp and working with visiting football teams during the season.

Additionally, Linstrom spent a year with the United State Tennis Association. While with the USTA, she was the head athletic trainer for a professional tennis tournament and supplied professional athletes with care during strenuous, multi-match competition days.

Linstrom earned a bachelor's of science in Athletic Training and minored in Nutrition from the University of Utah in May of 2015. During her athletic training program at the U, she spent time with Utah football and softball, and Highland High School teams in her clinical rotations.


SUPPORT TEAM




ADAM CROOK
 Assoc. Director of
 Ticket Operations



ANNE MARIE JENSEN
 Meet Director



MEREDITH PRICE
 Executive Director of
 Sports Nutrition



CODY LOCKLING
 Director of Sports
 Performance, Olympic Sports



MEGAN MARSDEN
 Ambassador for Alumni
 Relations & Fundraising



DR. CLINT NORSETH
 Assistant Director /
 Coordinator of Mental
 Performance



KYNDAL POND
 Academic Advisor /
 Assistant Director of
 Personal Development



ALAN HANSING
 Executive Director
 of Event and Facility
 Management



MADY WHITE
 Associate Director of
 Communications



ABBY HARRIS
 Assistant Director of
 Marketing and Fan Experience

ADMINISTRATION



Mark Harlan

DIRECTOR OF ATHLETICS | 5TH YEAR

Mark Harlan is in his fifth year serving as the Director of Athletics at the University of Utah. A veteran administrator with a deep history in the Pac-12 Conference, Harlan came to Salt Lake City with more than 20 years of intercollegiate athletics experience at five different universities.

During his tenure at Utah, Harlan has overseen significant success in competition, in the classroom, in the community, and in fundraising, with marked improvements to the student-athlete experience.

The 2021-22 school year was the Utes' most successful in competition since joining the Pac-12 in 2011, as Utah earned its highest ranking in the final LEARFIELD Director's Cup standings since 1997-98. Seven of Utah's sport programs earned NCAA postseason berths and football played in yet another bowl game, the most Utah teams in postseason since joining the Pac-12. The football team played in a New Year's Six Bowl, with its first Rose Bowl berth, and was one of four Utah teams to win a conference championship, along with gymnastics (Pac-12), skiing (RMISA) and lacrosse (ASUN regular season). Utah has won four Pac-12 team championships and nine total conference championships when including RMISA and ASUN affiliations, since 2018.

Under Harlan, the Utes have also captured three NCAA team championships (skiing), had two third-place NCAA Championships finishes (gymnastics) and earned 23 team NCAA Championships invitations or bowl bids. All three skiing national championships have been achieved under the leadership of Director of Skiing Fredrik Landstedt, Harlan's first head coach hire in 2018.

Since 2018, the football program claimed its third Pac-12 South Division championship in the past four years (2018, '19 & '21); the volleyball program has competed in six consecutive NCAA tournaments with a Sweet 16 appearance in 2019; the men's tennis, women's cross-country and men's golf programs have advanced to NCAA Championships team competitions, and the Utes achieved their highest final fall ranking in the 2019 Learfield/IMG Director's Cup, ranking 18th, third among Pac-12 schools.

Academic achievement has risen to new heights under Harlan's leadership, with Utah's student-athletes posting the top four semester GPAs on record, including a program-best 3.57 GPA in Spring 2020. In each of his first three years at Utah, the Utes' student-athletes broke the previous record for full-year GPA, including a top GPA of 3.407 in 2020-21, followed by a stellar 3.315 average GPA for 2021-22, third-best all-time.

Utah recorded its fourth consecutive year at 93-percent or higher in the NCAA Graduation Success Rate (GSR) report for 2021, with its score ranking second among Pac-12 departments behind only Stanford. This record stretch includes a school-record 95-percent figure in 2018, followed by 94-percent rates in 2019 and 2020 and the 93-percent score in 2021.

Harlan has spearheaded fundraising efforts that have raised more than \$60 million for capital projects, including the development of the Ken Garff Red Zone at Rice-Eccles Stadium, which opened in 2021 and expanded the stadium's capacity to 51,444 while also

enclosing the stadium's south end. The expansion added new team locker room facilities, club spaces, suites and premium seating—all of which sold out prior to the grand opening. Harlan and then-University of Utah President Ruth V. Watkins originally unveiled plans for the project in November 2018, and in April 2019, announced the Ken Garff family's \$17.5 donation, the largest gift in Utah Athletics history.

Continued upgrades of Utah's athletics facilities under Harlan has also included the expansion of the Dumke Gymnastics Center, which broke ground in March 2022 and will modernize and improve the home of the 10-time national champion Red Rocks program, as well as construction of the David S. Layton Golf Academy, the on-campus training facility for Utah's men's golf team, which opened in January 2021. Located on Guardsman Way, across from the Spence and Cleone Eccles Football Center, the 7,000-square foot, \$2.9 million golf training facility provides state-of-the-art technology for Utah's student-athletes to enhance every aspect of their performance.

The health and wellness of student-athletes is a priority for Harlan and has been reflected in his work with the Crimson Council and with Utah's Student-Athletic Advisory Committee, to enhance mental health resources for students. In his first year on the job, he added a third full-time member of the mental health team, serving student-athletes in the areas of psychology, wellness, and mental performance.

Harlan has also overseen the continued development of the Ute Academy, which focuses on four pillars of student-athlete success: Leadership, Career, Personal and Community Service, and increased investment in the student-athlete U.T.A.H. Group (United Together Against Hate), which focuses on issues of racial and social injustice.

In June 2021, the Utah Athletics Department launched the student-athlete NIL program "Elevate U" to support Utah's student-athletes as they maximize their NIL opportunities under new NCAA legislation, in partnership with Utah's world-class Lassonde Entrepreneur Institute and the David S. Eccles School of Business. The program continues to expand and increase the scope of Utah's NIL infrastructure through strategic partnerships with industry-leading providers INFLCR, The Brandr Group and Campus Legends, among others. The most recent addition to the program was the launch of the Elevate U Exchange, in partnership with INFLCR, in June 2022, to create an NIL marketplace for Utah's student-athletes and interested businesses, collectives and individuals.

Entering the 2023-23 school year, seven of Utah's head coaches have been hired by Harlan in his time on The Hill. In addition to Landstedt, he has hired Ric Mortera (women's tennis), Craig Smith (men's basketball), Gary Henderson (baseball), Hideki Nakada (women's soccer) and Andrew McMinn (lacrosse). In the spring of 2022, he promoted Jonas Persson to serve as the Utes' head swimming and diving coach.

Harlan has significantly upgraded the strength and appeal of Utah's future football schedules with the addition of eight games—four home-and-home series—against SEC and Big Ten opponents. Florida (2022, '23), Arkansas (2026, '29), Wisconsin (2028, '33) and LSU (2031, '32) each will visit Salt Lake City, as well as host the Utes, over the next 12 seasons.

Harlan has been named to several influential committees throughout his career, and is currently serving on the NCAA Division I Football Oversight Committee. He also has held a lead role in the Pac-12 Conference Football Working Group and has served as the AD liaison to the league's football coaches in navigating the challenges of

the COVID-19 pandemic. Previous to that appointment, he also served on the NCAA Division I Council Transfer Working Group and the NCAA Division I Competition Oversight Committee.

Prior to his arrival in Salt Lake City, Harlan spent four years as the Director of Athletics at South Florida, where he spearheaded record competitive, academic and fundraising accomplishments while also negotiating new multimedia rights and apparel partnerships. The Bulls won 14 American Athletic Conference titles under his leadership and nine USF programs ranked in the Top 25 in 2015-16, when the Bulls led the AAC in the Learfield Directors' Cup standings.

The Bulls' football program appeared in three consecutive bowl games from 2015-17 and surged to a 21-4 record in his last two years, including a school-record 11 wins in 2016. The Bulls defeated bowl opponents from the SEC and Big 12 in 2016 (South Carolina) and 2017 (Texas Tech), and USF appeared in the final AP poll for the first time in 2016, when it ranked 19th in both the AP and Coaches' polls. Broad-based national success for USF Athletics under Harlan also included five programs earning NCAA Championships berths, including four NCAA Tournament appearances by the women's basketball program and three by women's soccer. Six Bulls teams earned Top-25 rankings during Harlan's tenure.

Under Harlan's guidance, USF Athletics saw a 300 percent increase in major giving and had the best fundraising year in school history in 2016-17, attracting \$15 million. His announcement of plans for a new \$40-million on-campus football center was soon followed by an \$8 million gift to athletics—the largest in program history.

From 2010-14, Harlan served as senior associate athletics director for external relations at UCLA, with oversight responsibilities including the men's basketball program, development, communications, marketing, ticket sales, sponsorships, multimedia rights and alumni affairs.

While at UCLA, Harlan reorganized the structure of the major giving program and the annual fund, which resulted in a record number of donors and dollars raised in 2013. He successfully managed completion of a \$137 million campaign to renovate iconic Pauley Pavilion in 2012. Harlan was also heavily involved in the negotiations with the City of Pasadena to enable a \$200 million renovation of the Rose Bowl Stadium.

Harlan left for UCLA after four years as the senior vice president for central development at the University of Arizona Foundation from 2006-10. He moved into central development at Arizona after over a decade working in the Wildcat athletic department. He held a variety of roles in athletics, serving as the assistant coordinator for football recruiting and operations (1992-94), program coordinator for event management (1994-97), director of operations (1997-2000), director of annual development (2000-02) and assistant athletics director for development and marketing (2002-04).

Harlan's background also includes one-year stints as senior associate athletics director for external operations at San Jose State (2005-06) and associate athletics director for external operations at Northern Colorado (2004-05). At SJSU, he launched a planned giving program that generated \$8 million in estate gifts directed toward student-athlete scholarship endowments. At Northern Colorado, he played a key role in the school's transition to NCAA Division I and the Big Sky Conference.

Harlan, 52, earned a bachelor's degree in political science and a master's degree in education from the University of Arizona. He and his wife, Carolyn, have two children: Savannah (17) and Austin (14) and Cali the Labradoodle (8).

ADMINISTRATION

DR. TAYLOR RANDALL

PRESIDENT | 2ND YEAR



Taylor R. Randall was selected by the Utah Board of Higher Education to serve as the 17th president of the University of Utah on August 5, 2021. He comes to the position after serving as both dean of and an accounting professor in the David Eccles School of Business.

In the first week of his presidency, Randall established a campus-wide transition team to set about the task of developing a strategic plan to help the university thrive under his leadership. Randall charged the transition team to be bold, quoting Nobel laureate Ellen Johnson Sirleaf, "If your dreams don't scare you, they aren't big enough."

The president and the transition team determined that four cross-cutting objectives would serve as the bedrock of his administration: equity, diversity, and inclusion; campus safety; sustainability; and academic freedom.

From these objectives Randall seeks to launch a series of initial programmatic areas of presidential focus that include:

- Research innovation and creativity—continue the

U's momentum as a leader in research scholarship, and generation of knowledge that seeks to solve major challenges.

- Student experiences—identify areas to expand and deepen all dimensions of the student experience.
- One U—work across disciplines and boundaries to maximize the university's effectiveness and in turn better serve the community, state, and beyond.

While serving as dean from 2009-2021, Randall worked to earn the David Eccles School of Business (DESB) a national reputation as a place of innovation. His efforts dramatically increased the value of a DESB education: The school now holds top 10 entrepreneurship rankings for both undergraduate and graduate programs, and seven of the school's programs are currently ranked in the top 25 in the nation.

Under his leadership, the business school also expanded experiential learning opportunities with the creation of the Goff Strategic Leadership Center, the Kem C. Gardner Policy Institute, the Marriner S. Eccles Institute for Economics and Quantitative Analysis, and the Sorenson Impact Center, offering students unique experiential opportunities in fields ranging from finance to social impact to policy creation.

Randall began his career at the U as a professor of accounting from 1999-2009. He received awards for the best teacher in the MBA,

Executive MBA, and undergraduate programs, as well as the Brady Superior Teaching Award, which is a career achievement award. Under his guidance as faculty director, the University Venture Fund (a real-world investing learning experience) became the largest student-run venture fund in the country. His academic research has examined the interactions between strategy, technology, products, and value chain structure, with an emphasis on how these interactions affect financial performance in organizations. His professional experience includes consulting positions with Arthur Andersen & Co., General Motors Corporation, Dupont, MPM/Speedline Technologies, O.C. Tanner Company, Vista Staffing Solutions, and American Investment Bank.

He graduated from the University of Utah in 1990 with honors in accounting and earned an MBA and a doctorate in operations and information management from the Wharton School of Business at the University of Pennsylvania. He follows in the footsteps of both his father and grandfather as a third-generation U alumnus and professor. His father, Reed Randall BA'63, was also a professor of accounting, and his grandfather Clyde Randall BA'32 JD'53 served as dean of the DESB from 1958-68.

Randall and his wife, Janet, have four children, one daughter-in-law, and one son-in-law. He loves spending family time playing games, relaxing in the backyard, mountain biking, road biking, golfing, and all things sports-related.

ATHLETICS DEPARTMENT SENIOR ATHLETICS DIRECTORS



CHARMELLE GREEN
Deputy Athletics Director,
Chief Operating Officer
& SWA



JOHN JENTZ
Executive Senior Assoc.
Athletic Director & Chief
Financial Officer



MANNY HENDRIX
Senior Associate Athletics
Director for Alumni
Engagement and Strategy



STEVE SMITH
Senior Associate Athletics
Director for Business
Operations



PAUL KIRK
Senior Associate Athletics
Director for Strategic
Communications



JASON GRECO
Senior Associate Athletics
Director for Compliance



CATHY BADGER
Senior Associate Athletics
Director for Academic
Services

INFORMATION

ATHLETE PROFILES

COACHES AND STAFF

REVIEW / OPPONENTS

RECORDS / AWARDS

RESULTS

HERE'S UTAH



REVIEW / OPPONENTS

2022 IN REVIEW



Grace McCallum was a five-time All-American and five-time All-Pac-12 gymnast her freshman season.

NCAA CHAMPIONSHIPS

Ft. Worth, Texas, April 14-16

Semifinal I

1. Oklahoma	198.1125
2. Utah	197.7125
3. Minnesota	197.1125
4. Alabama	197.1000

Semifinal II

1. Florida	197.9750
2. Auburn	197.8375
3. Missouri	197.2000
4. Michigan	196.2875

NCAA CHAMPIONSHIPS COMBINED STANDINGS

Ft. Worth, Texas, April 14-16

1. Oklahoma	198.2000
2. Florida	198.0875
3. Utah	197.7500
4. Auburn	197.3500
5. Missouri	197.2000*
6. Minnesota	197.1125*
7. Alabama	197.1000*
8. Michigan	196.2875*

*Score from semifinals

NCAA ALL-AMERICANS

Maile O'Keefe (3)
All-Around, Beam, Bars*

Grace McCallum (2)
All-Around, Floor

Alexia Burch (1)
Vault

Jaedyn Rucker (1)
Vault

Kara Eaker (1)
Beam

Abby Paulson (1)
Beam

Sage Thompson (1)
Bars*

*2nd Team

WCGA REGULAR SEASON ALL-AMERICANS

Grace McCallum (3)
All-Around, Bars, Floor*

Cristal Isa (1)
Beam

Maile O'Keefe (1)
Beam

Abby Paulson (1)
Beam*

Sydney Soloski (1)
Floor

*2nd Team

VICTORIES

20	Grace McCallum
9	Maile O'Keefe
6	Cristal Isa
5	Alexia Burch
5	Sydney Soloski
4	Jaedyn Rucker
3	Abby Paulson
3	Sage Thompson
2	Lucy Stanhope
1	Kara Eaker
1	Jillian Hoffman

ACADEMIC HONORS

Pac-12 Winter Academic Honor Roll

Alexia Burch, Jaylene Gilstrap, Jillian Hoffman, Cristal Isa, Maile O'Keefe, Abby Paulson, Adrienne Randall, Alani Sabado, Sydney Soloski, Lucy Stanhope

WCGA Scholastic All-American


Alexia Burch, Jaylene Gilstrap, Jillian Hoffman, Amelie Morgan, Maile O'Keefe, Abby Paulson, Alani Sabado, Sydney Soloski, Lucy Stanhope, Sage Thompson

CoSIDA Academic All-District

Maile O'Keefe, Abby Paulson

CoSIDA Academic All-American

Abby Paulson (2nd Team)



Maile O'Keefe broke the single season record for most 10.0s on beam (3) in program history.

2022 INDIVIDUAL RESULTS

ALEXIA BURCH

Date	Opponent	VT	UB	BB	FX	AA
1.7	at Best of Utah	9.85	Exh.	-	-	-
1.14	vs. Oklahoma	9.875	-	-	-	-
1.21	vs. Arizona State	9.90	9.90	-	-	-
1.29	vs. Stanford	9.90	9.775	Exh.	-	-
2.4	at UCLA	9.25	9.825	-	-	-
2.12	at California	9.825	9.725	9.875	-	-
2.18	vs. Oregon State	-	-	-	-	-
2.21	at Washington	9.95	-	-	-	-
2.25	at Arizona	9.85	-	-	-	-
3.4	vs. Minnesota	9.875	-	-	-	-
3.11	at LSU	9.875	9.00	9.90	-	-
3.19	at Pac-12 Championships	9.925	-	9.80	-	-
3.31	at NCAA Regional 2nd Rd	9.95	9.95	9.95	-	-
4.2	at NCAA Regional Final	9.90	9.90	9.175	-	-
4.14	at NCAA Semifinal	9.925	-	-	-	-
4.16	at NCAA Final	9.8375	-	-	-	-
Career Bests		9.975	9.95	9.950	9.850	-

KARA EAKER

Date	Opponent	VT	UB	BB	FX	AA
1.7	at Best of Utah	-	-	9.875	9.80	-
1.14	vs. Oklahoma	-	-	-	-	-
1.21	vs. Arizona State	-	-	-	-	-
1.29	vs. Stanford	-	-	-	-	-
2.4	at UCLA	-	-	-	-	-
2.12	at California	-	-	-	-	-
2.18	vs. Oregon State	-	-	-	-	-
2.21	at Washington	-	-	-	-	-
2.25	at Arizona	-	-	Exh.	-	-
3.4	vs. Minnesota	-	-	9.90	-	-
3.11	at LSU	-	-	9.875	-	-
3.19	at Pac-12 Championships	-	-	-	-	-
3.31	at NCAA Regional 2nd Rd	-	-	9.95	-	-
4.2	at NCAA Regional Final	-	-	10.0	-	-
4.14	at NCAA Semifinal	-	-	9.9375	-	-
4.16	at NCAA Final	-	-	9.95	-	-
Career Bests		-	-	10.0	9.80	-

JAYLENE GILSTRAP

Date	Opponent	VT	UB	BB	FX	AA
1.7	at Best of Utah	-	-	-	-	-
1.14	vs. Oklahoma	-	-	-	-	-
1.21	vs. Arizona State	-	-	-	-	-
1.29	vs. Stanford	-	-	-	-	-
2.4	at UCLA	-	-	-	-	-
2.12	at California	-	-	-	Exh.	-
2.18	vs. Oregon State	-	-	-	-	-
2.21	at Washington	-	-	-	9.875	-
2.25	at Arizona	-	-	-	9.825	-
3.4	vs. Minnesota	-	-	-	9.90	-
3.11	at LSU	-	-	-	9.875	-
3.19	at Pac-12 Championships	-	-	-	9.875	-
3.31	at NCAA Regional 2nd Rd	-	-	-	9.80	-
4.2	at NCAA Regional Final	-	-	-	9.90	-
4.14	at NCAA Semifinal	-	-	-	9.825	-
4.16	at NCAA Final	-	-	-	9.8625	-
Career Bests		-	-	9.70	9.90	-

CAMMY HALL

Date	Opponent	VT	UB	BB	FX	AA
1.7	at Best of Utah	9.875	-	-	-	-
1.14	vs. Oklahoma	9.90	-	-	-	-
1.21	vs. Arizona State	9.80	-	-	-	-
1.29	vs. Stanford	-	-	-	-	-
2.4	at UCLA	9.925	-	-	-	-
2.12	at California	9.775	-	-	-	-
2.18	vs. Oregon State	9.85	-	-	-	-
2.21	at Washington	9.425	-	-	-	-
2.25	at Arizona	9.25	-	-	-	-
3.4	vs. Minnesota	9.925	-	-	-	-
3.11	at LSU	9.85	-	-	-	-
3.19	at Pac-12 Championships	9.150	-	-	-	-
3.31	at NCAA Regional 2nd Rd	9.75	-	-	-	-
4.2	at NCAA Regional Final	9.80	-	-	-	-
4.14	at NCAA Semifinal	9.80	-	-	-	-
4.16	at NCAA Final	9.250	-	-	-	-
Career Bests		9.95	-	-	-	-

JILLIAN HOFFMAN

Date	Opponent	VT	UB	BB	FX	AA
1.7	at Best of Utah	9.80	-	-	Exh.	-
1.14	vs. Oklahoma	9.80	-	-	-	-
1.21	vs. Arizona State	9.80	-	-	9.975	-
1.29	vs. Stanford	9.825	-	-	9.90	-
2.4	at UCLA	9.875	-	-	9.875	-
2.12	at California	9.90	-	-	-	-
Career Bests		9.90	-	-	9.975	-

CRISTAL ISA

Date	Opponent	VT	UB	BB	FX	AA
1.7	at Best of Utah	-	9.875	9.90	-	-
1.14	vs. Oklahoma	-	9.85	9.925	-	-
1.21	vs. Arizona State	-	9.775	9.975	-	-
1.29	vs. Stanford	-	9.95	9.925	9.875	-
2.4	at UCLA	-	9.90	9.925	-	-
2.12	at California	-	9.875	9.075	-	-
2.18	vs. Oregon State	-	9.875	10.0	-	-
2.21	at Washington	-	9.875	9.85	-	-
2.25	at Arizona	-	9.875	9.075	-	-
3.4	vs. Minnesota	-	9.95	9.975	-	-
3.11	at LSU	-	9.90	9.975	-	-
3.19	at Pac-12 Championships	-	9.925	9.95	-	-
3.31	at NCAA Regional 2nd Rd	-	9.875	9.95	-	-
4.2	at NCAA Regional Final	-	9.90	9.975	-	-
4.14	at NCAA Semifinal	-	9.70	9.875	-	-
4.16	at NCAA Final	-	9.8875	9.9375	-	-
Career Bests		9.875	9.95	10.0	9.925	39.650

INFORMATION

ATHLETE PROFILES

COACHES AND STAFF

REVIEW / OPPONENTS

RECORDS / AWARDS

RESULTS

HERE'S UTAH

2022 INDIVIDUAL RESULTS

GRACE McCALLUM

Date	Opponent	VT	UB	BB	FX	AA
1.7	at Best of Utah	9.90	9.325	9.875	9.85	38.950
1.14	vs. Oklahoma	9.90	9.875	9.925	9.975	39.675
1.21	vs. Arizona State	9.825	9.925	9.200	9.75	38.700
1.29	vs. Stanford	9.85	9.875	9.95	9.95	39.625
2.4	at UCLA	9.90	10.0	9.15	9.95	39.000
2.12	at California	9.90	9.150	Exh.	9.85	-
2.18	vs. Oregon State	9.85	9.95	9.90	9.925	39.625
2.21	at Washington	9.95	9.90	9.975	9.95	39.775
2.25	at Arizona	9.825	9.85	9.90	9.925	39.500
3.4	vs. Minnesota	9.825	9.975	9.95	9.925	39.675
3.11	at LSU	9.925	9.925	9.90	9.85	39.600
3.19	at Pac-12 Championships	9.875	10.0	9.85	9.95	39.675
3.31	at NCAA Regional 2nd Rd	9.80	9.40	-	9.90	-
4.2	at NCAA Regional Final	9.925	9.95	-	9.95	-
4.14	at NCAA Semifinal	9.8625	9.725	9.8875	9.9375	39.4125
4.16	at NCAA Final	9.8375	9.95	9.875	9.90	39.5625
Career Bests		9.95	10.0	9.975	9.975	39.775

AMELIE MORGAN

Date	Opponent	VT	UB	BB	FX	AA
1.7	at Best of Utah	-	9.825	9.875	-	-
1.14	vs. Oklahoma	-	9.825	9.75	-	-
1.21	vs. Arizona State	-	9.875	9.775	-	-
1.29	vs. Stanford	-	9.825	9.90	-	-
2.4	at UCLA	-	9.90	9.90	-	-
2.12	at California	-	9.925	9.90	-	-
2.18	vs. Oregon State	-	9.85	9.825	-	-
2.21	at Washington	-	9.90	9.95	-	-
2.25	at Arizona	-	9.825	9.875	-	-
3.4	vs. Minnesota	-	9.875	9.90	-	-
3.11	at LSU	-	9.85	9.925	-	-
3.19	at Pac-12 Championships	-	9.90	9.925	-	-
3.31	at NCAA Regional 2nd Rd	-	9.90	9.90	-	-
4.2	at NCAA Regional Final	-	9.875	9.90	-	-
4.14	at NCAA Semifinal	-	9.875	9.90	-	-
4.16	at NCAA Final	-	9.90	9.8875	-	-
Career Bests		-	9.925	9.95	-	-

MAILE O'KEEFE

Date	Opponent	VT	UB	BB	FX	AA
1.7	at Best of Utah	-	9.875	9.85	-	-
1.14	vs. Oklahoma	-	9.875	9.925	9.85	-
1.21	vs. Arizona State	-	9.875	9.95	9.95	-
1.29	vs. Stanford	9.825	9.90	10.0	9.825	39.550
2.4	at UCLA	-	9.875	9.975	9.925	-
2.12	at California	-	9.90	9.925	9.875	-
2.18	vs. Oregon State	-	9.90	9.95	9.875	-
2.21	at Washington	-	9.825	9.775	-	-
2.25	at Arizona	-	9.775	9.975	9.925	-
3.4	vs. Minnesota	-	10.0	10.0	9.95	-
3.11	at LSU	-	-	-	-	-
3.19	at Pac-12 Championships	9.80	9.825	9.95	9.925	39.500
3.31	at NCAA Regional 2nd Rd	9.90	9.90	9.95	9.90	39.650
4.2	at NCAA Regional Final	9.875	9.725	10.0	9.90	39.500
4.14	at NCAA Semifinal	9.825	9.90	9.9375	9.8875	39.550
4.16	at NCAA Final	9.8125	9.90	9.90	8.70	38.3125
Career Bests		9.90	10.0	10.0	9.9625	39.725

ABBY PAULSON

Date	Opponent	VT	UB	BB	FX	AA
1.7	at Best of Utah	-	9.85	9.425	9.875	-
1.14	vs. Oklahoma	-	9.775	9.90	9.825	-
1.21	vs. Arizona State	-	-	9.675	-	-
1.29	vs. Stanford	-	-	9.95	-	-
2.4	at UCLA	-	-	9.90	9.90	-
2.12	at California	-	-	9.575	9.90	-
2.18	vs. Oregon State	-	9.85	9.95	9.925	-
2.21	at Washington	-	9.80	9.875	9.90	-
2.25	at Arizona	-	9.875	9.90	9.85	-
3.4	vs. Minnesota	-	9.875	9.875	9.875	-
3.11	at LSU	-	9.825	9.975	9.85	-
3.19	at Pac-12 Championships	-	9.80	9.975	9.80	-
3.31	at NCAA Regional 2nd Rd	-	-	-	-	-
4.2	at NCAA Regional Final	-	-	-	9.90	-
4.14	at NCAA Semifinal	-	9.8125	9.9375	9.85	-
4.16	at NCAA Final	-	9.80	9.90	9.90	-
Career Bests		-	9.875	10.0	9.925	-

ADRIENNE RANDALL

Date	Opponent	VT	UB	BB	FX	AA
1.7	at Best of Utah	-	-	Exh.	-	-
1.14	vs. Oklahoma	-	-	9.80	-	-
1.21	vs. Arizona State	-	-	9.65	-	-
1.29	vs. Stanford	-	-	9.85	Exh.	-
2.4	at UCLA	-	-	9.35	-	-
2.12	at California	-	-	9.80	9.875	-
2.18	vs. Oregon State	-	-	9.925	-	-
2.21	at Washington	-	-	9.95	9.90	-
2.25	at Arizona	-	-	8.925	-	-
3.4	vs. Minnesota	-	-	Exh.	-	-
3.11	at LSU	-	-	-	-	-
3.19	at Pac-12 Championships	-	-	-	-	-
3.31	at NCAA Regional 2nd Rd	-	-	9.90	9.80	-
4.2	at NCAA Regional Final	-	-	9.85	-	-
4.14	at NCAA Semifinal	-	-	-	-	-
4.16	at NCAA Final	-	-	-	-	-
Career Bests		-	-	9.975	9.95	-

JAEDYN RUCKER

Date	Opponent	VT	UB	BB	FX	AA
1.7	at Best of Utah	9.90	-	-	9.825	-
1.14	vs. Oklahoma	9.95	-	-	9.925	-
1.21	vs. Arizona State	9.85	-	-	9.925	-
1.29	vs. Stanford	9.40	-	-	9.775	-
2.4	at UCLA	9.90	-	-	9.70	-
2.12	at California	9.975	-	-	9.90	-
2.18	vs. Oregon State	9.375	-	-	9.90	-
2.21	at Washington	9.85	-	-	-	-
2.25	at Arizona	9.95	-	-	9.875	-
3.4	vs. Minnesota	9.85	-	-	9.925	-
3.11	at LSU	9.875	-	-	9.775	-
3.19	at Pac-12 Championships	9.825	-	-	9.85	-
3.31	at NCAA Regional 2nd Rd	9.775	-	-	9.90	-
4.2	at NCAA Regional Final	9.90	-	-	9.90	-
4.14	at NCAA Semifinal	9.9625	-	-	9.8875	-
4.16	at NCAA Final	9.975	-	-	9.8875	-
Career Bests		9.9875	9.725	-	9.95	-

2022 INDIVIDUAL RESULTS

ALANI SABADO

Date	Opponent	VT	UB	BB	FX	AA
1.7	at Best of Utah	-	Exh.	-	-	-
2.18	vs. Oregon State	9.80	-	-	-	-
Career Bests		9.80	9.875	-	-	-

SYDNEY SOLOSKI

Date	Opponent	VT	UB	BB	FX	AA
1.7	at Best of Utah	-	-	-	9.825	-
1.14	vs. Oklahoma	-	-	-	9.925	-
1.21	vs. Arizona State	-	-	-	9.95	-
1.29	vs. Stanford	-	-	-	9.875	-
2.4	at UCLA	-	-	-	9.95	-
2.12	at California	-	-	-	9.975	-
2.18	vs. Oregon State	-	-	-	9.925	-
2.21	at Washington	-	-	-	9.975	-
2.25	at Arizona	-	-	-	9.825	-
3.4	vs. Minnesota	-	-	-	9.975	-
3.11	at LSU	-	-	-	9.95	-
3.19	at Pac-12 Championships	-	-	-	9.925	-
3.31	at NCAA Regional 2nd Rd	-	-	-	9.775	-
4.2	at NCAA Regional Final	-	-	-	9.95	-
4.14	at NCAA Semifinal	-	-	-	9.9125	-
4.16	at NCAA Final	-	-	-	9.9125	-
Career Bests		9.875		9.875	9.975	

LUCY STANHOPE

Date	Opponent	VT	UB	BB	FX	AA
1.7	at Best of Utah	9.80	-	-	9.625	-
1.14	vs. Oklahoma	9.925	-	-	9.825	-
1.21	vs. Arizona State	9.90	-	Exh.	9.875	-
1.29	vs. Stanford	9.725	-	-	-	-
2.4	at UCLA	9.95	-	-	-	-
2.12	at California	9.75	-	-	-	-
2.18	vs. Oregon State	9.95	-	-	9.875	-
2.21	at Washington	9.875	-	-	9.50	-
2.25	at Arizona	9.875	-	-	-	-
3.4	vs. Minnesota	9.90	-	-	-	-
3.11	at LSU	9.875	-	-	9.875	-
3.19	at Pac-12 Championships	9.85	-	-	-	-
3.31	at NCAA Regional 2nd Rd	9.90	-	-	-	-
4.2	at NCAA Regional Final	9.80	-	-	-	-
4.14	at NCAA Semifinal	9.85	-	-	-	-
4.16	at NCAA Final	9.7625	-	-	-	-
Career Bests		9.95	9.275	9.90	9.90	-

SAGE THOMPSON

Date	Opponent	VT	UB	BB	FX	AA
1.7	at Best of Utah	-	9.80	-	-	-
1.14	vs. Oklahoma	-	9.925	-	-	-
1.21	vs. Arizona State	-	9.85	-	-	-
1.29	vs. Stanford	-	9.85	-	-	-
2.4	at UCLA	-	9.875	-	-	-
2.12	at California	-	9.875	-	-	-
2.18	vs. Oregon State	9.775	9.925	-	-	-
2.21	at Washington	9.775	9.85	-	-	-
2.25	at Arizona	9.80	9.925	-	-	-
3.4	vs. Minnesota	9.775	10.0	-	-	-
3.11	at LSU	9.725	9.90	-	-	-
3.19	at Pac-12 Championships	-	9.90	-	-	-
3.31	at NCAA Regional 2nd Rd	-	9.85	-	-	-
4.2	at NCAA Regional Final	-	9.85	-	-	-
4.14	at NCAA Semifinal	-	9.90	-	-	-
4.16	at NCAA Final	-	9.9125	-	-	-
Career Bests		9.80	10.0	-	-	-

SERIES RECORDS

TEAM	Overall	Home	Road	Neutral	Reg. Season	Pac-12 Champ	Regionals	Nationals	Streak
Air Force	2-0-0	1-0-0	0-0-0	1-0-0	1-0-0	—	1-0-0	0-0-0	W2
Alabama	23-30-0	9-2-0	0-9-0	14-19-0	5-5-0	—	1-1-0	17-24-0	W4
Arizona	68-1-0	23-0-0	15-1-0	30-0-0	25-1-0	10-0	22-0-0	11-0-0	W1
Arizona State	84-16-1	38-2-0	17-8-1	29-6-0	37-9-1	10-0	19-5-0	18-2-0	W33
Arkansas	9-1-0	1-0-0	2-0-0	6-1-0	1-0-0	—	5-0-0	3-1-0	W6
Auburn	12-0-0	2-0-0	0-0-0	10-0-0	0-0-0	—	6-0-0	6-0-0	W12
Boise State	17-0-0	6-0-0	1-0-0	10-0-0	5-0-0	—	7-0-0	0-0-0	W17
Brigham Young	102-2-0	46-0-0	28-2-0	28-0-0	66-2-0	—	23-0-0	5-0-0	W44
California	29-3-0	10-0-0	7-2-0	12-1-0	12-2-0	10-0	7-2-0	2-1-0	W1
Cal State-Fullerton	21-13-0	12-4-0	3-5-0	6-4-0	12-9-0	—	0-0-0	9-4-0	W4
Cal State-Hayward	1-0-0	0-0-0	0-0-0	1-0-0	1-0-0	—	0-0-0	0-0-0	W1
Cal State-Long Beach	2-0-0	1-0-0	0-0-0	1-0-0	2-0-0	—	0-0-0	0-0-0	W2
Cal State-Northridge	1-0-0	0-0-0	0-0-0	1-0-0	1-0-0	—	0-0-0	0-0-0	W1
Canisius	1-0-0	0-0-0	0-0-0	1-0-0	0-0-0	—	0-0-0	1-0-0	W1
Central Michigan	2-0-0	0-0-0	0-0-0	2-0-0	0-0-0	—	1-0-0	1-0-0	W2
Clarion	0-5-0	0-1-0	0-0-0	0-4-0	0-1-0	—	0-0-0	0-4-0	L5
Colorado	9-2-0	4-1-0	2-0-0	3-1-0	4-2-0	—	4-0-0	1-0-0	W3
Colorado State	5-1-0	1-0-0	2-0-0	2-1-0	3-1-0	—	2-0-0	0-0-0	W3
Denver	20-0-0	8-0-0	0-0-0	12-0-0	2-0-0	—	9-0-0	4-0-0	W20
Eastern Kentucky	1-0-0	0-0-0	0-0-0	1-0-0	0-0-0	—	0-0-0	1-0-0	W1
Florida	33-20-1	17-3-0	2-7-0	14-10-1	8-8-0	—	1-1-0	24-11-1	L1
George Washington	1-0-0	0-0-0	0-0-0	1-0-0	1-0-0	—	0-0-0	0-0-0	W1
Georgia	26-29-1	10-4-0	3-13-0	13-12-1	11-9-0	—	0-1-0	15-19-1	L1
Grand View College	1-0-0	0-0-0	0-0-0	1-0-0	0-0-0	—	0-0-0	1-0-0	W1
Houston Baptist	1-0-0	0-0-0	0-0-0	1-0-0	0-0-0	—	1-0-0	0-0-0	W1
Illinois	6-0-0	2-0-0	0-0-0	4-0-0	1-0-0	—	4-0-0	1-0-0	W6
Illinois-Chicago	3-0-0	1-0-0	0-0-0	2-0-0	2-0-0	—	1-0-0	0-0-0	W3
Indiana State	0-2-0	0-0-0	0-0-0	0-2-0	0-0-0	—	0-0-0	0-2-0	L2
Iowa	6-0-0	3-0-0	0-0-0	3-0-0	4-0-0	—	2-0-0	0-0-0	W6
Iowa State	8-0-0	6-0-0	0-0-0	2-0-0	4-0-0	—	3-0-0	1-0-0	W8
Jacksonville State	3-0-0	1-0-0	0-0-0	2-0-0	2-0-0	—	0-0-0	1-0-0	W3
Kent State	5-0-0	0-0-0	0-0-0	5-0-0	0-0-0	—	1-0-0	4-0-0	W5
Kentucky	3-0-0	1-0-0	0-0-0	2-0-0	1-0-0	—	1-0-0	1-0-0	W3
Louisiana State	34-8-0	10-0-0	1-4-0	23-4-0	5-4-0	—	1-1-0	28-3-0	L1
Louisville	6-0-0	1-0-0	0-0-0	5-0-0	0-0-0	—	0-0-0	6-0-0	W6
Maryland	1-0-0	0-0-0	0-0-0	1-0-0	1-0-0	—	0-0-0	0-0-0	W1
Massachusetts	1-2-0	0-0-0	0-0-0	1-2-0	0-0-0	—	0-0-0	1-2-0	W1
Michigan	29-16-0	13-2-0	4-8-0	12-6-0	15-8-0	—	0-1-0	14-7-0	L2
Michigan State	5-0-0	1-0-0	0-0-0	4-0-0	0-0-0	—	1-0-0	4-0-0	W5
Minnesota	33-1-0	14-0-0	10-0-0	9-1-0	22-1-0	—	8-0-0	3-0-0	W17
Missouri	5-0-0	1-0-0	1-0-0	3-0-0	2-0-0	—	2-0-0	1-0-0	W5
Montana State	1-0-0	0-0-0	0-0-0	1-0-0	1-0-0	—	0-0-0	0-0-0	W1
Nebraska	45-12-2	19-2-0	3-4-0	23-6-2	10-3-0	—	16-0-0	19-9-2	W1
Nevada	2-1-0	1-0-0	0-0-0	1-1-0	1-0-0	—	0-0-0	1-1-0	W1
New Hampshire	4-0-0	0-0-0	1-0-0	3-0-0	1-0-0	—	2-0-0	1-0-0	W4
New Mexico	18-0-0	6-0-0	5-0-0	7-0-0	6-0-0	—	5-0-0	0-0-0	W18
North Carolina	2-0-0	0-0-0	0-0-0	2-0-0	1-0-0	—	1-0-0	0-0-0	W2
North Carolina State	1-0-0	0-0-0	0-0-0	1-0-0	1-0-0	—	0-0-0	0-0-0	W1
Northern Colorado	9-1-0	2-0-0	2-0-0	5-1-0	4-1-0	—	5-0-0	0-0-0	W6
Ohio State	8-0-0	5-0-0	0-0-0	3-0-0	1-0-0	—	0-0-0	7-0-0	W8
Oklahoma	29-15-0	12-0-0	3-3-0	14-12-0	8-2-0	—	14-1-0	7-12-0	L2
Oklahoma State	4-0-0	3-0-0	0-0-0	1-0-0	1-0-0	—	0-0-0	3-0-0	W4
Oregon	3-0-0	0-0-0	1-0-0	2-0-0	1-0-0	—	1-0-0	1-0-0	W3
Oregon State	77-10-1	36-0-0	19-9-0	22-1-1	44-8-0	8-1-1	4-1-0	21-0-0	W12
Penn State	28-6-0	12-0-0	3-2-0	13-4-0	14-1-0	—	0-0-0	14-5-0	W27
Pittsburgh	3-0-0	1-0-0	0-0-0	2-0-0	0-0-0	—	1-0-0	2-0-0	W3
Rutgers	1-0-0	0-0-0	0-0-0	1-0-0	0-0-0	—	1-0-0	0-0-0	W1
Sacramento State	2-0-0	0-0-0	0-0-0	2-0-0	0-0-0	—	2-0-0	0-0-0	W2
San Diego State	7-0-0	3-0-0	2-0-0	2-0-0	5-0-0	—	0-0-0	2-0-0	W7
San Jose State	6-0-0	1-0-0	0-0-0	5-0-0	4-0-0	—	2-0-0	0-0-0	W6
Seattle Pacific	2-0-0	0-0-0	0-0-0	2-0-0	1-0-0	—	0-0-0	1-0-0	W2
Southern Illinois	4-3-0	1-1-0	0-1-0	3-1-0	1-2-0	—	0-0-0	3-1-0	W4
Southern Utah	28-0-0	17-0-0	2-0-0	9-0-0	20-0-0	—	7-0-0	0-0-0	W28
Southwest Missouri State	2-4-0	1-1-0	0-0-0	1-3-0	1-1-0	—	0-0-0	1-3-0	W2
Stanford	42-6-0	16-1-0	3-2-0	23-3-0	16-3-0	10-0	4-0-0	12-3-0	W21
Texas Woman's	1-0-0	1-0-0	0-0-0	0-0-0	1-0-0	—	0-0-0	0-0-0	W1
Towson State	1-0-0	0-0-0	0-0-0	1-0-0	0-0-0	—	0-0-0	1-0-0	W1
UC-Davis	2-0-0	1-0-0	0-0-0	1-0-0	1-0-0	—	1-0-0	0-0-0	W2
UCLA	59-36-1	28-3-0	14-9-0	17-24-1	30-9-0	5-5	2-1-0	22-21-1	W5
USC	15-2-0	4-0-0	3-0-0	8-2-0	12-0-0	—	0-0-0	3-2-0	W14
Utah State	93-3-0	40-0-0	28-2-0	25-1-0	60-3-0	—	24-0-0	4-0-0	W91
UTEP	7-0-0	3-0-0	2-0-0	2-0-0	5-0-0	—	2-0-0	0-0-0	W7
Washington	65-0-2	25-0-0	17-0-2	23-0-0	40-0-2	10-0	8-0-0	7-0-0	W21
Washington State	1-0-0	0-0-0	0-0-0	1-0-0	1-0-0	—	0-0-0	0-0-0	W1
Weber State	2-0-0	2-0-0	0-0-0	0-0-0	2-0-0	—	0-0-0	0-0-0	W2
West Virginia	5-0-0	3-0-0	0-0-0	2-0-0	2-0-0	—	2-0-0	1-0-0	W5
Western Michigan	1-0-0	0-0-0	0-0-0	1-0-0	1-0-0	—	0-0-0	0-0-0	W1
Wisconsin	2-0-0	0-0-0	0-0-0	2-0-0	1-0-0	—	0-0-0	1-0-0	W2
Totals	1201-251-9	486-27-0	206-91-3	509-133-6	554-95-3	63-6-1	235-13-0	318-137-5	

INFORMATION

ATHLETE PROFILES

COACHES AND STAFF

REVIEW / OPPONENTS

RECORDS / AWARDS

RESULTS

HERES UTAH

SERIES VS. OPPONENTS

AIR FORCE (2-0)

4/7/01%	W	194.075-190.200	Salt Lake City
2/20/04	W	196.850-190.600	Tempe

ALABAMA (23-30)

4/8/83&	W	184.650-179.050	Salt Lake City
4/6/84&	W	186.050-180.800	Los Angeles
3/11/85	W	189.100-187.500	Salt Lake City
4/12/85&	W	188.350-184.050	Salt Lake City
4/19/86&	W	186.950-186.350	Gainesville
2/21/87	L	187.950-188.700	Tuscaloosa
3/9/87	W	190.950-187.350	Salt Lake City
4/24/87&	W	187.550-186.600	Salt Lake City
2/6/88	L	186.850-188.950	Tuscaloosa
3/14/88	W	190.500-188.800	Salt Lake City
4/22/88&	L	189.500-190.050	Salt Lake City
1/30/89	W	191.550-187.550	Salt Lake City
2/18/89	L	192.550-194.300	Tuscaloosa
4/14/89&	L	190.200-192.100	Athens
2/19/90	W	193.750-192.100	Salt Lake City
3/3/90	L	192.150-192.300	Tuscaloosa
4/20/90&	W	194.900-194.575	Corvallis
4/19/91&	L	194.375-195.125	Tuscaloosa
4/24/92&	W	195.650-193.350	St. Paul
4/16/93&	L	195.825-196.825	Corvallis
4/21/94&	L	194.925-196.300	Salt Lake City
4/22/94&	W	196.400-196.350	Salt Lake City
4/21/95&	W	196.650-196.425	Athens
4/25/96&	L	196.000-196.325	Tuscaloosa
4/26/96&	L	196.775-198.025	Tuscaloosa
4/17/98&	L	196.025-196.300	Los Angeles
2/18/00	L	194.675-195.300	Tempe
4/13/00&	W	196.125-196.075	Boise
4/14/00&	W	196.875-196.500	Boise
4/20/01&	L	196.025-196.550	Athens
4/19/02&	L	196.950-197.575	Tuscaloosa
4/25/03&	L	195.300-197.275	Lincoln
4/15/04&	L	196.925-197.325	Los Angeles
4/16/04&	L	195.775-197.125	Los Angeles
4/22/05&	L	197.275-197.400	Auburn
4/20/06&	L	196.175-196.250	Corvallis
4/21/06&	W	196.800-196.725	Corvallis
4/25/08&	W	197.125-196.125	Athens
4/16/09&	L	196.625-197.025	Lincoln
4/17/09&	L	197.425-197.575	Lincoln
4/23/10&	L	196.225-197.225	Gainesville
4/15/11&	L	196.200-197.050	Cleveland
4/16/11&	L	196.500-197.650	Cleveland
4/21/12&	L	197.375-197.850	Duluth
4/6/13&	L	196.400-197.400	Tuscaloosa
4/19/13&	L	196.200-197.350	Los Angeles
4/18/14&	L	197.025-197.650	Birmingham
4/18/15&	W	197.800-197.275	Fort Worth
4/15/16&	L	195.7625-197.3875	Fort Worth
4/15/17&	W	196.5875-196.0000	St. Louis
4/16/21&	W	197.600-197.575	Fort Worth
4/2/22%	W	198.200-198.175	Seattle
4/14/22&	W	197.7125-197.100	Fort Worth

ARIZONA (68-1)

3/12/76%	W	104.200- 95.950	Salt Lake City
1/22/77	W	136.950-128.750	Salt Lake City

2/12/77	W	135.000-130.000	Tucson
3/11/77%	W	138.950-129.850	Greeley
1/28/78	W	144.600-135.050	Salt Lake City
3/11/78%	W	138.050-130.240	Albuquerque
1/26/79	W	129.300-127.950	Tucson
3/3/79	W	138.700-120.800	Salt Lake City
3/16/79%	W	136.050-132.500	Logan
2/9/80	W	144.500-132.200	Logan
2/29/80	W	145.100-136.550	Los Angeles
3/26/83%	W	185.550-169.850	Logan
3/24/84%	W	187.300-181.100	Salt Lake City
4/6/84&	W	186.050-176.900	Los Angeles
3/30/85%	W	188.850-182.150	Tempe
4/5/86%	W	187.750-184.850	Salt Lake City
4/11/87%	W	188.600-187.250	Tempe
4/24/87&	W	187.550-179.450	Salt Lake City
4/9/88%	W	190.200-186.450	Norman
4/22/88&	W	189.500-184.000	Salt Lake City
4/1/89%	W	192.800-188.900	Salt Lake City
4/14/89&	W	190.200-186.500	Athens
4/7/90%	W	194.950-188.775	Salt Lake City
4/20/90&	W	194.900-187.175	Corvallis
4/6/91%	W	194.625-191.925	Tucson
4/19/91&	W	194.375-187.475	Tuscaloosa
4/11/92%	W	197.075-194.100	Salt Lake City
4/24/92&	W	195.650-191.950	St. Paul
1/22/93	W	195.400-191.300	Tucson
4/3/93%	W	196.975-193.975	Logan
4/15/93&	W	196.325-194.025	Corvallis
4/16/93&	W	195.825-194.075	Corvallis
2/19/94	W	194.625-187.375	Salt Lake City
4/9/94%	W	194.000-190.050	Tempe
1/27/95	W	194.825-193.625	Tucson
4/8/95%	W	196.625-192.875	Lincoln
4/13/96%	W	196.675-195.750	Salt Lake City
4/25/96&	W	196.000-195.125	Tuscaloosa
1/11/97	W	194.325-192.325	Tucson
4/5/97%	W	195.700-193.875	Salt Lake City
1/16/98	W	194.700-188.850	Salt Lake City
4/4/98%	W	195.575-194.750	Tempe
2/12/99	W	193.625-193.250	Tucson
2/25/00	W	196.525-193.475	Salt Lake City
1/26/01	W	194.400-193.925	Tucson
1/18/02	W	197.150-196.100	Salt Lake City
4/18/02&	W	196.775-194.975	Tuscaloosa
2/14/03	W	196.900-194.500	Tucson
4/3/04%	W	197.625-196.375	Tucson
4/12/08%	W	196.950-194.275	Minneapolis
3/24/12+	W	197.375-195.900	Salt Lake City
1/25/13	W	196.600-196.075	Tucson
3/23/13+	W	197.075-195.525	Corvallis
2/7/14	W	197.825-194.425	Salt Lake City
3/22/14+	W	197.925-196.250	Berkeley
1/31/15	W	197.850-196.375	Tucson
3/21/15+	W	198.150-196.225	Salt Lake City
2/1/16	W	197.150-194.850	Salt Lake City
3/19/16+	W	196.925-195.525	Seattle
3/18/17+	W	197.925-196.275	Stanford
1/26/18	W	197.550/196.325	Tucson
3/24/18+	W	197.350-195.825	Tucson
2/1/19	W	197.075-195.400	Salt Lake City
3/23/19+	W	198.025-193.900	West Valley City

2/1/20	W	197.300-195.975	Tucson
1/23/21	W	197.075-195.650	Salt Lake City
3/20/21+	W	197.725-195.400	West Valley City
2/25/22	L	196.775-196.850	Tucson
3/19/22+	W	198.000-196.375	West Valley City

ARIZONA STATE (84-16-1)

3/12/76%	L	104.200-106.650	Salt Lake City
4/2/76&	L	101.650-103.000	Boone
2/11/77	T	136.950-136.950	Tempe
3/11/77%	L	138.950-140.900	Greeley
4/1/77&	L	138.500-138.550	Mount Pleasant
1/27/78	W	143.800-138.650	Salt Lake City
3/11/78%	L	138.050-138.500	Albuquerque
3/30/78&	W	141.100-140.880	Seattle
1/27/79	W	132.100-131.550	Tempe
3/16/79%	W	136.050-133.400	Logan
2/7/80	W	144.550-139.750	Salt Lake City
2/9/80	W	144.500-139.950	Logan
4/4/80&	W	144.150-136.950	Baton Rouge
2/15/81	W	143.100-141.300	Los Angeles
4/10/81&	W	145.650-141.600	Salt Lake City
1/25/82	W	146.850-144.350	Salt Lake City
2/10/82	L	147.300-147.850	Tempe
3/26/82&	W	148.600-142.950	Salt Lake City
2/1/83	L	184.800-188.550	Tempe
2/25/83	L	183.400-185.050	Corvallis
3/7/83	W	186.200-184.350	Salt Lake City
3/26/83%	L	185.550-186.900	Logan
4/8/83&	W	184.650-183.300	Salt Lake City
1/21/84	W	189.600-184.400	Salt Lake City
2/3/84	L	187.950-188.700	Tempe
3/24/84%	W	187.300-184.700	Salt Lake City
4/6/84&	W	186.050-183.650	Los Angeles
1/26/85	L	186.900-188.500	Tempe
2/22/85	W	190.150-186.900	Salt Lake City
3/30/85%	W	188.850-187.500	Tempe
4/12/85&	W	188.350-186.300	Salt Lake City
2/10/86	W	188.750-186.100	Salt Lake City
2/28/86	L	185.000-186.950	Tempe
4/5/86%	W	187.750-187.700	Salt Lake City
4/19/86&	W	186.950-186.700	Gainesville
1/19/87	W	188.500-180.800	Salt Lake City
3/4/87	L	188.150-188.750	Tempe
4/11/87%	L	188.600-189.000	Tempe
4/24/87&	W	187.550-184.000	Salt Lake City
1/29/88	W	185.600-185.250	Tempe
2/29/88	W	190.750-186.700	Salt Lake City
4/9/88%	W	190.200-187.100	Norman
4/22/88&	W	189.500-185.100	Salt Lake City
1/23/89	W	189.35-0187.250	Salt Lake City
2/11/89	W	190.200-189.750	Tempe
4/1/89%	W	192.800-190.000	Salt Lake City
4/14/89&	W	190.200-187.900	Athens
4/7/90%	W	194.950-187.800	Salt Lake City
4/6/91%	W	194.625-190.750	Tucson
4/19/91&	W	194.375-187.650	Tuscaloosa
4/11/92%	W	197.075-191.950	Salt Lake City
4/24/92&	W	195.650-191.000	St. Paul
4/3/93%	W	196.975-193.200	Logan
4/15/93&	W	196.325-192.175	Corvallis
2/11/94	W	194.675-194.125	Tempe

SERIES VS. OPPONENTS

4/9/94%	W	194.000-191.875	Tempe
4/21/94&	W	194.925-190.825	Salt Lake City
1/16/95	W	195.475-189.950	Salt Lake City
4/8/95%	W	196.625-193.250	Lincoln
2/2/96	W	193.875-193.250	Tempe
4/13/96%	W	196.675-194.075	Salt Lake City
4/5/97%	W	195.700-195.225	Salt Lake City
4/4/98%	W	195.575-195.025	Tempe
4/17/98&	W	196.025-195.450	Los Angeles
2/18/00	L	194.675-195.850	Tempe
2/16/01	W	197.900-196.100	Salt Lake City
4/19/01&	W	196.575-194.775	Athens
1/24/03	L	197.150-197.450	Salt Lake City
2/20/04	W	196.850-196.500	Tempe
4/15/04&	W	196.925-196.325	Los Angeles
3/18/05	W	197.725-196.600	Salt Lake City
2/3/06	W	196.175-196.100	Tempe
3/23/07	W	196.650-194.950	Salt Lake City
1/25/08	W	196.700-195.625	Tempe
3/6/09	W	197.350-194.350	Salt Lake City
2/5/10	W	196.475-195.700	Tempe
2/4/11	W	196.525-194.125	Salt Lake City
2/12/12	W	196.150-194.000	Tempe
3/24/12+	W	197.375-194.550	Salt Lake City
4/7/12%	W	196.825-194.400	Salt Lake City
2/1/13	W	196.425-195.450	Salt Lake City
3/23/13+	W	197.075-193.425	Corvallis
2/1/14	W	197.200-194.900	Tempe
3/22/14+	W	197.925-195.500	Berkeley
4/5/14%	W	197.300-194.425	Fayetteville
2/6/15	W	197.825-194.100	Salt Lake City
3/21/15+	W	198.150-192.700	Salt Lake City
3/19/16+	W	196.925-191.725	Seattle
2/25/17	W	197.600-194.850	Tempe
3/18/17+	W	197.925-195.600	Stanford
2/9/18	W	197.075-195.400	Salt Lake City
3/24/18+	W	197.350-196.425	Tucson
1/26/19	W	197.375-195.825	Tempe
3/23/19+	W	198.025-196.400	West Valley City
1/24/20	W	197.050-194.300	Salt Lake City
2/6/21	W	197.450-197.150	Tempe
3/20/21+	W	197.725-196.375	West Valley City
4/2/21%	W	197.500-196.600	West Valley City
4/3/21%	W	197.925-197.600	West Valley City
1/21/22	W	197.400-196.100	Salt Lake City
3/19/22+	W	198.000-196.675	West Valley City

ARKANSAS (9-1)

2/2/07	W	196.150-193.625	Salt Lake City
4/3/04%	W	197.625-195.550	Tucson
4/12/08%	W	196.950-196.125	Minneapolis
4/16/09&	L	196.625-196.950	Lincoln
4/17/09&	W	197.425-196.475	Lincoln
4/21/12&	W	197.375-196.300	Duluth
4/19/13&	W	196.200-196.150	Los Angeles
4/5/14%	W	197.300-196.375	Fayetteville
4/1/17%	W	197.150-196.600	Fayetteville
4/5/19%	W	196.800-196.175	Baton Rouge

AUBURN (12-0)

4/19/91&	W	194.375-187.650	Tuscaloosa
4/15/93&	W	196.325-193.775	Corvallis

4/16/93&	W	195.825-194.725	Corvallis
4/24/03&	W	196.850-193.525	Lincoln
4/8/06%	W	195.700-193.050	Ann Arbor
4/4/09%	W	197.675-195.250	Seattle
4/10/10%	W	196.900-194.925	Salt Lake City
4/18/15&	W	197.800-196.625	Fort Worth
4/1/17%	W	197.150-196.600	Fayetteville
4/7/18%	W	197.475-196.525	Salt Lake City
4/6/19%	W	197.250-195.725	Baton Rouge
4/16/22&	W	197.750-197.350	Fort Worth

BOISE STATE (17-0)

3/26/83%	W	185.550-166.300	Logan
3/18/89#	W	191.800-186.150	Provo
3/24/90#	W	194.500-184.550	Salt Lake City
3/23/91\$	W	194.400-184.250	Albuquerque
3/28/92\$	W	196.850-188.350	Provo
3/6/93	W	196.650-186.650	Salt Lake City
3/20/93\$	W	197.600-192.100	Boise
2/26/99	W	197.625-194.200	Logan
4/10/99%	W	196.425-192.475	Corvallis
4/6/02%	W	197.100-194.550	Corvallis
4/4/09%	W	197.675-195.300	Seattle
4/10/10%	W	196.900-195.950	Salt Lake City
1/11/14	W	196.650-195.850	Salt Lake City
1/16/15	W	196.675-194.525	Salt Lake City
4/4/15%	W	196.575-195.375	Berkeley
1/20/17	W	197.625-196.225	Salt Lake City
4/2/21%	W	197.500-195.825	West Valley City

BRIGHAM YOUNG (102-2)

1/17/76	W	97.750-81.050	Salt Lake City
2/3/76	W	100.980-92.750	Salt Lake City
3/12/76%	W	104.200-88.200	Salt Lake City
1/22/77	W	136.950-66.600	Salt Lake City
3/11/77%	W	138.950-91.200	Greeley
1/7/78	W	139.900-120.000	Provo
1/12/79	W	129.500-127.050	Logan
1/19/79	W	134.050-126.480	Salt Lake City
1/20/79	W	138.900-138.850	Provo
3/16/79%	W	136.050-129.250	Logan
2/9/80	W	144.500-137.550	Logan
3/22/80%	W	147.450-142.100	Boulder
4/4/80&	W	144.150-137.500	Baton Rouge
2/2/81	W	147.950-137.650	Salt Lake City
2/9/81	W	150.220-140.150	Logan
3/28/81%	W	149.350-144.450	Albuquerque
4/10/81&	W	145.650-136.000	Salt Lake City
3/14/83	W	185.250-178.200	Salt Lake City
3/26/83%	W	185.550-175.550	Logan
3/30/85%	W	188.850-176.200	Tempe
3/22/86#	W	186.850-177.750	Salt Lake City
3/28/87#	W	187.750-178.550	Albuquerque
3/26/88#	W	190.900-185.000	Logan
3/13/89	W	192.800-189.050	Salt Lake City
3/18/89#	W	191.800-188.800	Provo
4/1/89%	W	192.800-187.000	Salt Lake City
1/13/90	W	191.150-186.100	Provo
2/26/90	W	193.300-188.150	Salt Lake City
3/24/90#	W	194.500-188.900	Salt Lake City
4/7/90%	W	194.950-185.350	Salt Lake City
1/21/91	W	194.550-188.250	Salt Lake City

3/16/91	W	195.250-193.550	Provo
3/23/91\$	W	194.400-189.200	Albuquerque
4/6/91%	W	194.625-191.100	Tucson
4/19/91&	W	194.375-187.700	Tuscaloosa
1/20/92	W	194.000-187.550	Salt Lake City
2/17/92	W	195.800-192.250	Salt Lake City
3/21/92	W	197.000-194.200	Provo
3/28/92\$	W	196.850-193.750	Provo
4/11/92%	W	197.075-191.900	Salt Lake City
4/24/92&	W	195.650-187.700	St. Paul
1/18/93	W	196.950-187.950	Salt Lake City
1/30/93	W	195.550-193.800	Salt Lake City
3/13/93	W	197.100-194.900	Provo
3/20/93\$	W	197.600-194.350	Boise
4/3/93%	W	196.975-192.800	Logan
1/21/94	W	192.500-185.425	Salt Lake City
3/26/94	L	125.800-194.125	Provo
4/9/94%	W	194.000-192.875	Tempe
2/3/95	W	196.025-190.375	Provo
3/25/95	W	197.875-194.175	Salt Lake City
4/8/95%	W	196.625-194.050	Lincoln
1/26/96	W	195.825-193.225	Salt Lake City
3/23/96	W	195.075-194.850	Provo
4/13/96%	W	196.675-194.925	Salt Lake City
1/31/97	W	196.700-194.275	Salt Lake City
3/22/97	W	196.875-196.375	Provo
4/5/97%	W	195.700-194.025	Salt Lake City
2/6/98	W	196.825-194.875	Salt Lake City
3/21/98	L	195.975-196.050	Provo
4/4/98%	W	195.575-195.500	Tempe
1/29/99	W	195.150-192.000	Provo
3/27/99	W	197.475-195.475	Salt Lake City
2/4/00	W	196.300-195.800	Salt Lake City
3/18/00	W	197.200-195.650	Provo
4/13/00&	W	196.125-194.500	Boise
2/9/01	W	197.226-196.025	Provo
3/23/01	W	197.925-197.375	Salt Lake City
3/1/02	W	197.250-195.525	Provo
3/23/02	W	198.425-195.250	Salt Lake City
1/17/03	W	196.800-194.700	Salt Lake City
3/28/03	W	197.400-196.025	Provo
4/12/03%	W	196.975-192.400	Salt Lake City
1/23/04	W	196.225-194.000	Provo
3/19/04	W	198.600-197.800	Salt Lake City
2/11/05	W	196.650-194.350	Salt Lake City
3/26/05	W	197.450-196.825	Provo
4/9/05%	W	196.800-195.975	Salt Lake City
2/24/06	W	195.825-194.250	Provo
3/24/06	W	197.500-193.350	Salt Lake City
2/2/07	W	196.150-192.600	Salt Lake City
3/30/07	W	196.725-194.600	Provo
2/8/08	W	196.700-193.925	Provo
3/28/08	W	197.100-193.850	Salt Lake City
2/6/09	W	196.850-192.850	Salt Lake City
3/20/09	W	197.800-192.725	Provo
2/26/10	W	195.925-194.375	Provo
3/26/10	W	196.950-195.825	Salt Lake City
3/18/11	W	196.700-195.800	Provo
1/27/12	W	197.550-194.450	Salt Lake City
3/1/13	W	197.125-195.500	Provo
4/6/13%	W	196.400-194.475	Tuscaloosa
1/11/14	W	196.650-194.550	Salt Lake City

SERIES VS. OPPONENTS

INFORMATION

ATHLETE PROFILES

COACHES AND STAFF

REVIEW / OPPONENTS

RECORDS / AWARDS

RESULTS

HERE'S UTAH

1/9/15	W	196.900-193.350	Provo
4/4/15%	W	196.575-194.150	Berkeley
1/8/16	W	196.175-193.850	Salt Lake City
1/13/17	W	196.600-194.175	Provo
1/5/18	W	197.000/194.275	Salt Lake City
4/7/18%	W	197.475-196.300	Salt Lake City
1/11/19	W	197.250-196.475	Provo
4/5/19%	W	196.800-195.550	Baton Rouge
1/11/20	W	197.000-195.575	West Valley City
1/9/21	W	196.900-195.700	West Valley City
1/7/22	W	197.100-195.225	West Valley City

CALIFORNIA (29-3)

2/29/80	W	145.100-126.350	Los Angeles
2/15/81	W	143.100-119.650	Los Angeles
2/28/83	W	184.500-180.000	Berkeley
1/24/86	W	186.050-180.150	Salt Lake City
4/24/92&	W	195.650-190.700	St. Paul
4/12/03%	W	196.975-195.025	Salt Lake City
3/4/05	W	197.425-191.500	Salt Lake City
4/14/07%	W	197.325-193.900	Berkeley
3/24/12+	W	197.375-193.525	Salt Lake City
2/9/13	W	197.050-192.750	Salt Lake City
3/23/13+	W	197.075-195.075	Corvallis
1/17/14	W	196.875-196.275	Berkeley
3/22/14+	W	197.925-196.550	Berkeley
3/21/15+	W	198.150-196.150	Salt Lake City
4/4/15%	W	196.575-196.000	Berkeley
2/27/16	W	197.025-196.750	Berkeley
3/19/16+	W	196.925-196.725	Seattle
4/15/16&	L	195.7625-195.9500	Fort Worth
2/4/17	W	196.450-195.725	Salt Lake City
3/18/17+	W	197.925-196.300	Stanford
4/1/17%	W	197.150-196.300	Fayetteville
2/25/18	L	197.450-197.500	Berkeley
3/24/18+	W	197.350-196.950	Tucson
4/7/18%	W	197.475-196.725	Salt Lake City
4/20/18&	W	197.1375-196.5000	St. Louis
2/9/19	W	197.150-196.225	Salt Lake City
3/23/19+	W	198.025-196.575	West Valley City
2/8/20	W	197.550-197.325	Berkeley
2/26/21	W	197.375-197.125	Salt Lake City
3/20/21+	W	197.725-197.375	West Valley City
2/12/22	L	197.275-197.525	Berkeley
3/19/22+	W	198.000-197.425	West Valley City

CAL STATE-FULLERTON (21-13)

1/22/76	L	96.100-105.150	Salt Lake City
4/2/76&	L	101.650-106.300	Boone
1/22/77	L	136.950-140.950	Salt Lake City
4/1/77&	L	138.500-146.800	Mount Pleasant
2/24/78	L	143.250-146.850	Salt Lake City
3/30/78&	L	141.100-147.550	Seattle, WA
2/20/79	L	138.400-142.700	Salt Lake City
3/30/79&	L	138.100-143.800	University Park
2/27/80	L	143.300-146.600	Fullerton
4/4/80&	W	144.150-143.650	Baton Rouge
2/21/81	L	146.400-146.550	Fullerton
2/28/81	W	150.400-145.100	Salt Lake City
4/10/81&	W	145.650-141.950	Salt Lake City
2/15/82	W	150.350-146.650	Salt Lake City
2/27/82	W	147.000-146.250	Los Angeles

2/28/82	L	146.250-146.550	Fullerton
3/26/82&	W	148.600-144.150	Salt Lake City
4/8/83&	W	184.650-179.250	Salt Lake City
2/20/84	W	188.050-183.050	Salt Lake City
3/3/84	L	185.400-187.150	Fullerton
4/6/84&	W	186.050-183.900	Los Angeles
2/15/85	W	187.200-186.350	Fullerton
3/11/85	W	189.100-187.250	Salt Lake City
4/12/85&	W	188.350-183.500	Salt Lake City
3/17/86	W	188.400-186.350	Salt Lake City
4/19/86&	W	186.950-185.000	Gainesville
2/13/87	W	183.850-180.900	Fullerton
2/27/87	W	188.050-183.900	Salt Lake City
2/22/88	W	190.550-185.450	Salt Lake City
3/4/88	L	184.850-185.400	Fullerton
4/14/89&	W	190.200-189.450	Athens
4/20/90&	W	194.900-189.700	Corvallis
2/11/91	W	193.950-186.800	Salt Lake City
3/1/91	W	193.900-186.850	Fullerton

CAL STATE-HAYWARD (1-0)

2/12/77	W	135.000-124.000	Tucson
---------	---	-----------------	--------

CAL STATE-LONG BEACH (2-0)

1/17/76	W	97.750-89.700	Salt Lake City
3/10/86	W	186.250-170.500	Logan

CAL STATE-NORTHRIDGE (1-0)

2/20/83	W	182.800-171.300	Los Angeles
---------	---	-----------------	-------------

CANISIUS (1-0)

4/2/76&	W	101.650-101.050	Boone
---------	---	-----------------	-------

CENTRAL MICHIGAN (2-0)

4/2/76&	W	101.650-91.050	Boone
4/1/17%	W	197.150-195.675	Fayetteville

CLARION (0-5)

4/2/76&	L	101.650-107.950	Boone
4/1/77&	L	138.500-147.800	Mount Pleasant
3/30/78&	L	141.100-142.050	Seattle
2/20/79	L	138.400-141.750	Salt Lake City
3/30/79&	L	138.100-141.750	University Park

COLORADO (9-2)

1/31/76	L	98.700-98.850	Salt Lake City
2/3/76	W	100.980-100.18	Salt Lake City
3/12/76%	W	104.200-99.950	Salt Lake City
4/2/76&	W	101.650-97.350	Boone
1/28/77	W	132.650-118.700	Boulder
3/11/77%	W	138.950-68.9500	Greeley
2/3/78	W	144.000-138.650	Salt Lake City
2/3/79	L	130.850-131.450	Greeley
3/16/79%	W	136.050-132.650	Logan
1/25/80	W	141.500-119.100	Salt Lake City
3/22/80%	W	147.450-127.750	Boulder

COLORADO STATE (5-1)

1/29/77	W	134.350-95.850	Fort Collins
3/11/77%	W	138.950-117.250	Greeley
2/4/78	L	106.450-122.650	Logan
2/2/79	W	129.900-121.400	Fort Collins

1/25/80	W	141.500-121.750	Salt Lake City
3/22/80%	W	147.450-129.450	Boulder

DENVER (20-0)

3/11/77%	W	138.950-30.900	Greeley
3/18/89#	W	191.800-181.600	Provo
1/13/90	W	191.150-178.750	Provo
3/24/90#	W	194.500-186.500	Salt Lake City
3/23/91\$	W	194.400-186.000	Albuquerque
3/28/92\$	W	196.850-184.750	Provo
3/20/93\$	W	197.600-188.550	Boise
4/13/96%	W	196.675-191.950	Salt Lake City
4/5/97%	W	195.700-192.525	Salt Lake City
4/1/00%	W	196.325-195.450	Minneapolis
4/7/01%	W	194.075-193.900	Salt Lake City
4/19/01&	W	196.575-193.625	Athens
4/12/03%	W	196.975-195.350	Salt Lake City
4/26/07&	W	197.325-195.575	Salt Lake City
4/24/08&	W	196.950-194.200	Athens
4/10/10%	W	196.900-196.175	Salt Lake City
4/6/13%	W	196.400-195.275	Tuscaloosa
1/20/17	W	197.625-196.875	Salt Lake City
4/1/17%	W	197.150-197.050	Fayetteville
4/14/17&	W	197.0500-196.4750	St. Louis

EASTERN KENTUCKY (1-0)

3/30/79&	W	138.100-130.450	University Park
----------	---	-----------------	-----------------

FLORIDA (33-20-1)

4/4/80&	W	144.150-132.650	Baton Rouge
4/10/81&	W	145.650-141.350	Salt Lake City
3/26/82&	W	148.600-140.900	Salt Lake City
4/8/83&	W	184.650-177.850	Salt Lake City
3/12/84	W	189.350-183.950	Salt Lake City
4/6/84&	W	186.050-182.200	Los Angeles
4/12/85&	W	188.350-184.300	Salt Lake City
4/19/86&	W	186.950-181.300	Gainesville
4/24/87&	W	187.550-183.800	Salt Lake City
4/22/88&	W	189.500-186.650	Salt Lake City
4/14/89&	W	190.200-187.000	Athens
4/20/90&	W	194.900-187.175	Corvallis
4/19/91&	W	194.375-189.700	Tuscaloosa
4/24/92&	W	195.650-188.700	St. Paul
1/31/94	W	193.700-187.100	Salt Lake City
4/21/94&	W	194.925-194.250	Salt Lake City
4/22/94&	W	196.400-194.850	Salt Lake City
3/20/95	L	194.725-194.950	Gainesville
4/26/96&	W	196.000-194.825	Tuscaloosa
4/16/98&	L	196.200-196.750	Los Angeles
4/17/98&	L	196.025-196.350	Los Angeles
2/22/99	W	196.975-193.750	Salt Lake City
4/22/99&	W	195.475-194.000	Salt Lake City
3/17/01	W	196.750-196.525	Gainesville
3/16/02	W	196.750-195.250	Salt Lake City
3/21/03	L	196.150-197.125	Gainesville
4/24/03&	W	196.850-196.325	Lincoln
4/3/04%	W	197.625-197.050	Tucson
4/16/04&	L	195.775-196.800	Los Angeles
3/4/05	W	197.425-196.450	Salt Lake City
3/17/06	L	196.675-197.325	Gainesville
4/21/06&	W	196.800-196.275	Corvallis
3/9/07	L	196.725-197.050	Salt Lake City

SERIES VS. OPPONENTS

4/27/07&	W	197.250-197.225	Salt Lake City
3/14/08	L	196.875-197.700	Gainesville
4/25/08&	W	197.125-196.700	Athens
3/13/09	W	197.075-196.000	Salt Lake City
4/17/09&	W	197.425-196.725	Lincoln
3/19/10	L	196.500-197.550	Gainesville
4/10/10%	L	196.900-197.675	Salt Lake City
4/23/10&	L	196.225-197.000	Gainesville
3/4/11	L	196.750-197.000	Salt Lake City
4/15/11&	W	196.200-196.125	Cleveland
3/16/12	L	196.475-197.900	Gainesville
4/21/12&	L	197.375-197.775	Duluth
3/16/13	W	198.125-197.875	Salt Lake City
4/18/14&	L	197.025-197.650	Birmingham
4/17/15&	T	197.475-197.475	Fort Worth
4/18/15&	L	197.800-197.850	Fort Worth
4/15/17&	L	196.5875-197.7000	St. Louis
4/20/18&	L	197.1375-197.5875	St. Louis
4/21/18&	L	196.9000-197.8500	St. Louis
4/17/21&	W	197.9875-197.1375	Fort Worth
4/16/22&	L	197.750-198.0875	Fort Worth

GEORGE WASHINGTON (1-0)

3/17/01	W	196.675-192.275	Gainesville
---------	---	-----------------	-------------

GEORGIA (26-29-1)

3/30/78&	W	141.100-133.300	Seattle
3/30/79&	W	138.100-131.600	University Park
2/25/83	W	183.400-175.000	Corvallis
4/6/84&	W	186.050-177.600	Los Angeles
4/12/85&	W	188.350-180.500	Salt Lake City
4/19/86&	W	186.950-185.450	Gainesville
4/24/87&	L	187.550-187.900	Salt Lake City
2/6/88	L	186.850-188.950	Tuscaloosa
4/22/88&	W	189.500-186.800	Salt Lake City
4/14/89&	L	190.200-192.650	Athens
4/20/90&	W	194.900-193.225	Corvallis
1/25/91	W	193.550-193.500	Athens
3/9/91	W	194.650-193.250	Salt Lake City
4/19/91&	W	194.375-193.375	Tuscaloosa
4/24/92&	W	195.650-194.600	St. Paul
4/16/93&	L	195.825-198.000	Corvallis
4/22/94&	W	196.400-195.850	Salt Lake City
2/3/95	W	196.025-194.175	Provo
4/20/95&	L	195.325-196.825	Athens
4/21/95&	W	196.650-196.075	Athens
4/26/96&	T	196.775-196.775	Tuscaloosa
4/17/97&	L	196.025-197.075	Gainesville
4/17/98&	L	196.025-197.725	Los Angeles
4/22/99&	L	195.475-197.025	Salt Lake City
4/13/00&	L	196.125-196.775	Boise
4/14/00&	W	196.875-196.800	Boise
4/19/01&	L	196.575-197.100	Athens
4/20/01&	L	196.025-197.400	Athens
4/18/02&	W	196.775-196.650	Tuscaloosa
4/19/02&	L	196.950-197.250	Tuscaloosa
4/24/03&	W	196.850-196.625	Lincoln
4/25/03&	L	195.300-197.150	Lincoln
4/16/04&	L	195.775-197.200	Los Angeles
2/25/05	L	197.150-197.275	Athens
4/22/05&	L	197.275-197.825	Auburn
3/6/06	L	197.075-197.100	Salt Lake City

4/21/06&	L	196.800-197.750	Corvallis
2/16/07	L	195.475-196.850	Athens
4/27/07&	L	197.250-197.850	Salt Lake City
1/11/08	W	196.300-196.200	Salt Lake City
4/24/08&	L	196.950-197.625	Athens
4/25/08&	L	197.125-197.425	Athens
1/19/09	L	196.725-197.150	Athens
4/17/09&	L	197.425-197.825	Lincoln
1/22/10	W	196.550-196.500	Salt Lake City
1/15/11	W	195.900-195.800	Athens
2/3/12	W	197.150-196.950	Salt Lake City
3/9/13	L	197.650-196.975	Athens
3/15/14	W	198.025-197.600	Salt Lake City
3-14-15	L	197.275-197.450	Athens
4/4/15%	L	196.575-197.025	Berkeley
4/17/15&	W	197.475-196.600	Fort Worth
3/12/16	W	197.675-197.125	Salt Lake City
3/11/17	L	196.650-197.250	Athens
3/16/18	W	198.150-196.350	Salt Lake City
3/16/19	L	197.450-197.525	Athens

GRAND VIEW COLLEGE (1-0)

4/2/76&	W	101.65-99.40	Boone
---------	---	--------------	-------

HOUSTON BAPTIST (1-0)

4/9/88%	W	190.200-182.250	Norman
---------	---	-----------------	--------

ILLINOIS (6-0)

2/7/81	W	147.180-134.650	Salt Lake City
4/3/04%	W	197.625-195.400	Tucson
4/4/09%	W	197.675-196.700	Seattle
4/16/09&	W	196.625-195.050	Lincoln
4/2/16%	W	197.125-195.350	Salt Lake City
3/31/22%	W	197.800-197.375	Seattle

ILLINOIS-CHICAGO (3-0)

3/5/04	W	197.950-195.175	Seattle
4/3/04%	W	197.625-193.875	Tucson
1/20/17	W	197.625-193.250	Salt Lake City

INDIANA STATE (0-2)

4/2/76&	L	101.650-101.720	Boone
4/1/77&	L	138.500-138.550	Mount Pleasant

IOWA (6-0)

1/16/89	W	187.600-178.750	Salt Lake City
3/21/92	W	197.000-188.100	Provo
2/6/04	W	197.650-195.900	Salt Lake City
3/5/04	W	197.950-196.900	Seattle
4/9/05%	W	196.800-192.350	Salt Lake City
4/12/08%	W	196.950-193.875	Minneapolis

IOWA STATE (8-0)

2/22/80	W	144.450-130.950	Salt Lake City
2/26/90	W	193.300-181.750	Salt Lake City
2/8/93	W	196.300-183.400	Salt Lake City
4/7/01%	W	194.075-193.375	Salt Lake City
4/21/06&	W	196.800-194.725	Corvallis
1/15/10	W	196.300-195.350	Salt Lake City
4/7/12%	W	196.825-193.150	Salt Lake City
4/6/13%	W	196.400-195.400	Tuscaloosa

JACKSONVILLE STATE (3-0)

4/4/80&	W	144.15-135.15	Baton Rouge
2/7/81	W	147.18-136.75	Salt Lake City
2/9/81	W	150.22-136.55	Logan

KENTUCKY (3-0)

4/20/18&	W	197.1375-196.0625	St. Louis
1/3/20	W	196.425-195.350	Salt Lake City
4/3/21%	W	197.925-197.600	West Valley City

KENT STATE (5-0)

4/2/76&	W	101.650-97.700	Boone
3/30/78&	W	141.100-129.900	Seattle
3/30/79&	W	138.100-129.800	University Park
4/15/11&	W	196.200-195.000	Cleveland
4/6/13%	W	196.400-193.500	Tuscaloosa

LOUISIANA STATE (34-8)

4/2/76&	W	101.650-96.400	Boone
4/1/77&	W	138.500-136.050	Mount Pleasant
3/30/78&	W	141.100-137.700	Seattle
3/30/79&	W	138.100-131.950	University Park
2/7/80	W	144.550-133.950	Salt Lake City
2/9/80	W	144.500-138.150	Logan
4/4/80&	W	144.150-137.900	Baton Rouge
4/10/81&	W	145.650-135.450	Salt Lake City
4/8/83&	W	184.650-177.800	Salt Lake City
2/3/86	W	187.700-178.250	Salt Lake City
4/19/86&	W	186.950-180.550	Gainesville
4/24/87&	W	187.550-181.150	Salt Lake City
4/22/88&	W	189.500-187.900	Salt Lake City
4/20/90&	W	194.900-192.100	Corvallis
4/19/91&	W	194.375-188.600	Tuscaloosa
4/15/93&	W	196.325-193.425	Corvallis
4/21/94&	W	194.925-193.225	Salt Lake City
4/20/95&	W	195.325-193.025	Athens
4/17/97&	W	196.025-193.825	Gainesville
4/16/98&	W	196.200-195.300	Los Angeles
2/19/99	W	196.375-195.150	Salt Lake City
1/28/00	L	194.800-195.125	Baton Rouge
4/13/00&	W	196.125-194.950	Boise
2/1/02	L	196.100-196.125	Baton Rouge
4/18/02&	W	196.775-195.850	Tuscaloosa
3/14/03	W	197.475-196.575	Salt Lake City
4/15/04&	W	196.925-196.650	Las Angeles
4/21/05&	W	196.850-195.800	Auburn
4/20/06&	W	196.175-195.650	Corvallis
4/26/07&	W	197.325-196.275	Salt Lake City
4/25/08&	W	197.125-196.350	Athens
4/17/09&	W	197.425-196.375	Lincoln
4/22/10&	W	196.625-196.025	Gainesville
4/20/12&	W	197.200-196.550	Duluth
4/15/17&	L	196.5875-197.7375	St. Louis
4/21/18&	L	196.9000-197.8375	St. Louis
2/15/19	L	197.075-197.250	St. Charles
4/6/19%	L	197.250-197.500	Baton Rouge
4/19/19&	L	196.7250-197.5125	Fort Worth
4/3/21%	W	197.925-197.750	West Valley City
4/16/21&	W	197.600-197.5625	Fort Worth
3/11/22	L	197.875-198.125	Baton Rouge

SERIES VS. OPPONENTS

LOUISVILLE (6-0)

4/2/76&	W	101.650-98.900	Boone
4/1/77&	W	138.500-133.150	Mount Pleasant
3/30/78&	W	141.100-136.600	Seattle
3/30/79&	W	138.100-133.900	University Park
4/4/80&	W	144.150-137.400	Baton Rouge
4/10/81&	W	145.650-134.000	Salt Lake City

MARYLAND (1-0)

2/20/83	W	182.800-166.400	Los Angeles
---------	---	-----------------	-------------

MASSACHUSETTS (1-2)

4/2/76&	L	101.650-102.550	Boone
4/1/77&	L	138.500-144.700	Mount Pleasant
3/30/78&	W	141.100-138.700	Seattle

MICHIGAN (29-16)

3/26/82&	W	148.600-136.900	Salt Lake City
2/25/83	W	183.400-167.350	Corvallis
4/22/94&	W	196.400-195.150	Salt Lake City
2/20/95	W	196.375-194.675	Salt Lake City
4/20/95&	L	195.325-195.700	Athens
4/21/95&	W	196.650-196.425	Athens
2/17/96	L	194.725-195.575	Ann Arbor
4/26/96&	W	196.775-196.375	Tuscaloosa
2/28/97	W	197.025-196.025	Salt Lake City
1/23/98	L	194.350-195.850	Ann Arbor
4/22/99&	L	195.475-196.575	Salt Lake City
4/14/00&	W	196.875-195.725	Boise
2/23/01	W	197.425-196.675	Salt Lake City
4/20/01&	L	196.025-197.275	Athens
2/22/02	L	196.175-197.025	Ann Arbor
4/18/02&	W	196.775-196.175	Tuscaloosa
2/28/03	L	195.875-196.750	Salt Lake City
4/25/03&	L	195.300-196.050	Lincoln
2/14/04	L	196.350-196.725	Ann Arbor
4/15/04&	W	196.925-196.500	Los Angeles
1/28/05	W	196.875-196.525	Salt Lake City
4/21/05&	W	196.850-196.575	Auburn
4/22/05&	W	197.275-196.575	Auburn
2/11/06	W	196.400-196.100	Ann Arbor
4/8/06%	L	195.700-196.000	Ann Arbor
4/20/06&	W	196.175-196.000	Corvallis
2/23/07	W	196.225-193.800	Salt Lake City
2/26/07&	W	197.325-195.100	Salt Lake City
3/22/08	W	197.425-196.325	Ann Arbor
4/24/08&	W	196.950-196.075	Athens
2/20/09	W	197.525-195.350	Salt Lake City
2/19/10	L	195.100-195.725	Ann Arbor
2/18/11	W	196.425-195.425	Salt Lake City
4/16/11&	W	196.500-196.425	Cleveland
2/17/12	W	196.050-194.850	Ann Arbor
4/19/13&	L	196.200-196.850	Los Angeles
3/7/14	L	197.350-197.825	Ann Arbor
3/6/15	W	198.250-197.675	Salt Lake City
4/17/15&	W	197.475-197.025	Fort Worth
3/4/16	W	197.525-197.050	Ann Arbor
1/7/17	W	196.625-195.525	Salt Lake City
3/10/18	L	196.800-196.950	Ann Arbor
3/2/19	W	197.975-197.350	Salt Lake City
4/19/19&	L	196.7250-197.2000	Fort Worth
4/17/21&	L	197.9875-198.250	Fort Worth

MICHIGAN STATE (5-0)

4/2/76&	W	101.65-96.50	Boone
4/1/77&	W	138.50-136.15	Mount Pleasant
3/30/78&	W	141.10-136.15	Seattle
4/22/88&	W	189.50-178.80	Salt Lake City
4/2/22%	W	198.200-197.650	Seattle

MINNESOTA (33-1)

4/2/76&	W	101.650- 93.350	Boone
2/29/80	W	145.100-140.150	Los Angeles
4/4/80&	W	144.150-130.050	Baton Rouge
2/15/81	W	143.100-132.350	Los Angeles
2/27/81	W	148.200-135.100	Salt Lake City
2/6/84	W	190.900-178.050	Salt Lake City
3/24/84%	W	187.300-176.300	Salt Lake City
2/6/88	W	186.850-177.300	Tuscaloosa
3/19/94	W	195.150-191.625	Minneapolis
2/6/95	W	196.300-190.650	Salt Lake City
3/3/95	W	195.175-189.475	Corvallis
3/17/96	W	195.550-194.700	Minneapolis
2/15/97	W	195.050-195.000	Minneapolis
2/13/98	W	194.950-192.175	Salt Lake City
1/23/99	W	194.600-194.175	Minneapolis
1/21/00	W	196.600-190.925	Salt Lake City
2/18/00	L	194.675-195.800	Tempe
4/1/00%	W	196.325-194.750	Minneapolis
1/13/01	W	195.625-194.850	Minneapolis
1/25/02	W	197.475-194.900	Salt Lake City
2/1/03	W	196.400-194.750	Minneapolis
4/12/03%	W	196.975-193.125	Salt Lake City
1/30/04	W	196.600-194.625	Salt Lake City
2/5/05	W	195.275-194.450	Minneapolis
4/9/05%	W	196.800-193.975	Salt Lake City
2/17/06	W	196.650-193.400	Salt Lake City
1/27/07	W	195.875-194.125	Minneapolis
2/1/08	W	197.750-194.100	Salt Lake City
4/12/08%	W	196.950-195.275	Minneapolis
4/7/12%	W	196.825-194.800	Salt Lake City
4/5/19%	W	196.800-196.300	Baton Rouge
4/6/19%	W	197.250-196.900	Baton Rouge
3/4/22	W	198.575-197.850	Salt Lake City
4/14/22&	W	197.7125-197.1125	Fort Worth

MISSOURI (5-0)

4/10/81&	W	145.650-130.000	Salt Lake City
1/28/83	W	181.950-173.700	Columbus
4/14/07%	W	197.325-194.300	Berkeley
4/2/11%	W	196.475-194.175	Norman
2/15/19	W	197.075-196.475	St. Charles

MONTANA STATE (1-0)

2/9/81	W	150.22-123.60	Logan
--------	---	---------------	-------

NEBRASKA (45-12-2)

3/30/79&	W	138.100-131.950	University Park
4/4/80&	W	144.150-126.700	Baton Rouge
3/26/82&	W	148.600-138.100	Salt Lake City
2/25/83	W	183.400-169.000	Corvallis
4/8/83&	W	184.650-165.550	Salt Lake City
3/30/85%	W	188.850-178.700	Tempe
4/5/86%	W	187.750-181.600	Salt Lake City
2/2/87	W	189.750-184.250	Salt Lake City

4/11/87%	W	188.600-185.150	Tempe
4/24/87&	W	187.550-179.500	Salt Lake City
2/22/88	W	190.550-185.200	Salt Lake City
4/9/88%	W	190.200-187.050	Norman
4/22/88&	W	189.500-183.550	Salt Lake City
4/1/89%	W	192.800-192.400	Salt Lake City
4/14/89&	L	190.200-190.800	Athens
4/7/90%	W	194.950-191.225	Salt Lake City
4/20/90&	W	194.900-192.225	Corvallis
4/6/91%	W	194.625-188.275	Tucson
4/11/92%	W	197.075-191.225	Salt Lake City
4/3/93%	W	196.975-187.575	Logan
2/19/94	W	194.625-186.850	Salt Lake City
4/9/94%	W	194.000-190.100	Tempe
4/8/95%	W	196.625-194.725	Lincoln
4/20/95&	W	195.325-191.750	Athens
4/13/96%	W	196.675-195.300	Salt Lake City
4/5/97%	W	195.700-195.150	Salt Lake City
4/4/98%	W	195.575-194.275	Tempe
4/17/97&	T	196.025-196.025	Gainesville
4/22/99&	L	195.475-196.225	Salt Lake City
4/14/00&	W	196.875-196.725	Boise
4/19/01&	W	196.575-196.200	Athens
4/20/01&	T	196.025-196.025	Athens
4/18/02&	W	196.775-196.575	Tuscaloosa
4/19/02&	W	196.950-196.425	Tuscaloosa
4/24/03&	L	196.850-197.325	Lincoln
4/25/03&	L	195.350-197.125	Lincoln
1/16/04	W	196.900-194.325	Salt Lake City
2/20/05	L	196.600-196.650	Lincoln
4/21/05&	W	196.850-195.875	Auburn.
4/22/05&	W	197.275-196.425	Auburn
1/20/06	W	195.750-193.000	Salt Lake City
4/20/06&	L	196.175-196.325	Corvallis
4/21/06&	W	196.800-196.175	Corvallis
3/4/07	L	196.100-196.675	Lincoln
4/14/07%	W	197.325-196.675	Berkeley
4/27/07&	W	197.250-195.975	Salt Lake City
1/18/08	W	196.425-194.575	Salt Lake City
2/13/09	W	196.525-195.725	Lincoln
3/5/10	W	196.575-195.725	Salt Lake City
4/22/10&	W	196.625-196.175	Gainesville
1/22/11	W	196.200-194.750	Lincoln
4/15/11&	L	196.200-196.850	Cleveland
4/16/11&	L	196.500-196.725	Cleveland
3/9/12	L	197.450-197.600	Salt Lake City
4/7/12%	W	196.825-196.525	Salt Lake City
4/20/12&	W	197.200-196.625	Duluth
4/18/14&	L	197.025-197.100	Birmingham
4/15/16&	L	195.7625-195.7750	Fort Worth
4/21/18&	W	196.9000-196.8000	St. Louis

NEVADA (2-1)

1/22/76	W	96.100-94.500	Salt Lake City
4/2/76&	L	101.650-102.400	Boone
4/1/77&	W	138.500-136.150	Mount Pleasant

NEW HAMPSHIRE (4-0)

3/30/78&	W	141.100-131.350	Seattle
3/20/99	W	196.175-194.975	Durham
4/8/06%	W	195.700-192.500	Ann Arbor
4/2/11%	W	196.475-194.500	Norman

INFORMATION

ATHLETE PROFILES

COACHES AND STAFF

REVIEW / OPPONENTS

RECORDS / AWARDS

RESULTS

HERE'S UTAH

SERIES VS. OPPONENTS

NEW MEXICO (18-0)

2/5/77	W	138.100-130.850	Salt Lake City
3/11/77#	W	138.950-128.300	Greeley
2/9/78	W	138.950-135.500	Albuquerque
1/19/79	W	134.050-124.700	Salt Lake City
2/1/80	W	140.800-132.650	Albuquerque
3/22/80#	W	147.450-135.950	Boulder
1/30/81	W	147.900-134.300	Salt Lake City
3/28/81#	W	149.350-138.850	Albuquerque
3/26/83#	W	185.550-132.450	Logan
3/22/86#	W	186.850-171.600	Salt Lake City
3/28/87#	W	187.750-185.500	Albuquerque
4/11/87#	W	188.600-180.700	Tempe
3/26/88#	W	190.900-184.500	Logan
2/27/89	W	191.000-180.250	Salt Lake City
3/18/89#	W	191.800-184.500	Provo
3/24/90#	W	194.500-188.000	Salt Lake City
3/23/91\$	W	194.400-170.550	Albuquerque
3/28/92\$	W	196.850-188.400	Provo

NORTH CAROLINA (2-0)

3/17/01	W	196.750-195.000	Gainesville
4/2/11	W	196.475-195.225	Norman

NORTH CAROLINA STATE (1-0)

3/1/13	W	197.125-194.675	Provo
--------	---	-----------------	-------

NORTHERN COLORADO (9-1)

3/12/76#	W	104.200-97.000	Salt Lake City
1/29/77	W	134.350-131.850	Fort Collins
3/11/77#	W	138.950-133.750	Greeley
2/4/78	L	106.450-126.100	Logan
3/11/78#	W	138.050-129.000	Albuquerque
2/3/79	W	130.850-129.300	Greeley
3/16/79#	W	136.050-131.750	Logan
1/26/80	W	142.600-130.600	Salt Lake City
3/22/80#	W	147.450-137.250	Boulder
2/9/81	W	150.220-134.500	Logan

OHIO STATE (8-0)

4/10/81&	W	145.650-132.300	Salt Lake City
4/8/83&	W	184.650-176.650	Salt Lake City
4/12/85&	W	188.350-179.750	Salt Lake City
4/19/86&	W	186.950-177.800	Gainesville
4/24/87&	W	187.550-180.200	Salt Lake City
4/14/89&	W	190.200-186.400	Athens
4/20/90&	W	194.900-183.650	Corvallis
1/11/02	W	196.200-193.800	Salt Lake City

OKLAHOMA (29-15)

3/24/84#	W	187.300-176.100	Salt Lake City
3/30/85#	W	188.850-181.850	Tempe
4/12/85&	W	188.350-177.400	Salt Lake City
4/5/86#	W	187.750-184.100	Salt Lake City
3/9/87	W	190.950-187.300	Salt Lake City
4/11/87#	W	188.600-184.600	Tempe
1/18/88	W	187.000-184.600	Salt Lake City
2/14/88	W	189.800-186.150	Norman
4/9/88#	W	190.200-184.550	Norman
2/5/89	L	190.550-190.700	Norman
2/27/89	W	191.000-187.350	Salt Lake City
4/1/89#	W	192.800-190.000	Salt Lake City

4/14/89&	W	190.200-187.050	Athens
2/4/90	W	191.900-187.200	Norman
3/10/90	W	193.100-185.100	Salt Lake City
4/7/90#	W	194.950-187.825	Salt Lake City
4/6/91#	W	194.625-188.125	Tucson
2/17/92	W	195.800-187.000	Salt Lake City
4/11/92#	W	197.075-188.700	Salt Lake City
4/3/93#	W	196.975-187.900	Logan
4/9/94#	W	194.000-189.800	Tempe
4/8/95#	W	196.625-191.050	Lincoln
4/4/98#	W	195.575-193.125	Tempe
4/6/02#	W	197.100-196.625	Corvallis
4/21/05&	W	196.850-194.425	Auburn
4/20/06&	W	196.175-195.525	Corvallis
4/22/10&	W	196.625-196.550	Gainesville
4/23/10&	L	196.225-197.250	Gainesville
4/2/11#	L	196.475-197.350	Norman
4/16/11&	L	196.500-197.250	Cleveland
4/20/12&	W	197.200-196.925	Duluth
4/19/13&	L	196.200-197.200	Los Angeles
4/18/15&	W	197.800-197.525	Fort Worth
4/15/16&	L	195.7625-197.7875	Fort Worth
4/14/17&	L	197.0500-197.7250	St. Louis
4/15/17&	L	196.5875-198.3875	St. Louis
4/20/18&	L	197.1375-198.0500	St. Louis
4/21/18&	L	196.9000-198.0375	St. Louis
1/17/21	L	196.550-197.025	Norman
4/16/21&	L	197.600-198.0875	Fort Worth
4/17/21&	L	197.9875-198.1625	Fort Worth
1/14/22	W	197.775-196.650	Salt Lake City
4/14/22&	L	197.7125-198.1175	Fort Worth
4/16/22&	L	197.750-198.200	Fort Worth

OKLAHOMA STATE (4-0)

2/22/80	W	144.450-135.300	Salt Lake City
4/4/80&	W	144.150-131.050	Baton Rouge
4/10/81&	W	145.650-138.450	Salt Lake City
3/26/82&	W	148.600-137.200	Salt Lake City

OREGON (3-0)

4/2/76&	W	101.650-99.650	Boone
3/14/81	W	148.650-140.150	Eugene
3/12/82#	W	145.200-134.950	Corvallis

OREGON STATE (77-10-1)

1/27/79	L	132.100-134.350	Tempe
3/30/79&	W	138.100-134.550	University Park
2/22/80	W	144.450-142.700	Salt Lake City
4/4/80&	W	144.150-140.150	Baton Rouge
2/2/81	W	147.950-144.800	Salt Lake City
2/15/81	W	143.100-142.100	Los Angeles
3/13/81	W	147.700-147.400	Corvallis
4/10/81&	W	145.650-141.150	Salt Lake City
2/12/82	W	146.200-145.080	Corvallis
3/8/82	W	149.650-147.200	Salt Lake City
3/12/82#	L	145.200-146.100	Corvallis
3/26/82&	W	148.600-143.000	Salt Lake City
1/24/83	W	183.850-179.500	Salt Lake City
2/25/83	W	183.400-180.550	Corvallis
4/8/83&	W	184.650-173.550	Salt Lake City
2/3/84	W	187.950-179.650	Tempe
2/18/84	W	184.850-178.900	Corvallis

3/12/84	W	189.350-182.650	Salt Lake City
1/18/85	W	188.650-184.750	Salt Lake City
2/2/85	W	184.150-184.000	Corvallis
4/12/85&	W	188.350-183.150	Salt Lake City
4/24/87&	W	187.550-174.500	Salt Lake City
4/22/88&	W	189.500-186.500	Salt Lake City
4/14/89#	W	190.200-187.900	Athens
1/27/90	W	189.600-189.050	Corvallis
2/12/90	W	193.400-187.150	Salt Lake City
4/20/90&	W	194.900-189.950	Corvallis
1/14/91	W	193.350-189.750	Salt Lake City
2/15/91	L	193.700-193.950	Corvallis
4/19/91&	W	194.375-192.350	Tuscaloosa
2/1/92	L	194.050-194.800	Corvallis
3/2/92	W	196.200-193.500	Salt Lake City
4/24/92&	W	195.650-191.300	St. Paul
2/13/93	W	197.150-191.800	Salt Lake City
2/19/93	W	196.900-194.050	Corvallis
1/28/94	W	194.400-192.625	Corvallis
2/25/94	W	195.300-191.675	Salt Lake City
4/21/94&	W	194.925-193.625	Salt Lake City
3/3/95	W	195.175-194.375	Corvallis
4/21/95&	W	196.650-194.850	Athens
2/12/96	W	195.600-194.850	Salt Lake City
4/25/96&	W	196.000-195.700	Tuscaloosa
4/26/96&	W	196.775-196.525	Tuscaloosa
2/7/97	L	194.475-194.900	Corvallis
3/14/98	W	195.875-190.100	Salt Lake City
3/14/99	L	196.700-197.325	Corvallis
4/10/99#	W	196.425-194.875	Corvallis
3/12/00	W	196.525-195.200	Corvallis
4/13/00&	W	196.125-194.750	Boise
3/10/01	W	197.425-196.050	Salt Lake City
3/9/02	W	197.350-195.475	Salt Lake City
4/6/02#	W	197.100-196.800	Corvallis
2/21/03	L	196.325-196.900	Corvallis
3/12/04	W	197.675-197.450	Salt Lake City
1/21/05	W	195.950-194.250	Corvallis
4/9/05#	W	196.800-195.675	Salt Lake City
3/10/06	W	196.575-195.150	Salt Lake City
3/16/07	W	196.675-196.600	Corvallis
3/7/08	W	196.300-195.150	Salt Lake City
1/30/09	W	197.050-196.650	Corvallis
4/16/09&	W	196.624-195.350	Lincoln
3/12/10	W	196.975-196.650	Salt Lake City
4/22/10&	W	196.625-196.050	Gainesville
3/12/11	L	196.325-196.600	Corvallis
4/15/11&	W	196.200-196.100	Cleveland
3/2/12	W	196.575-195.600	Salt Lake City
3/24/12+	W	197.375-197.025	Salt Lake City
1/19/13	W	196.950-195.950	Salt Lake City
3/23/13+	L	197.075-197.850	Corvallis
2/22/14	W	197.575-196.450	Salt Lake City
3/22/14+	W	197.925-196.275	Berkeley
2/27/15	W	196.875-195.750	Corvallis
3/21/15+	W	198.150-196.900	Salt Lake City
1/23/16	W	196.125-195.125	Salt Lake City
3/19/16+	T	196.925-196.925	Seattle
2/11/17	L	196.525-196.550	Corvallis
3/18/17+	W	197.925-197.400	Stanford
4/14/17&	W	197.0500-196.3625	St. Louis
1/19/18	W	197.450-196.300	Salt Lake City

SERIES VS. OPPONENTS

INFORMATION

ATHLETE PROFILES

COACHES AND STAFF

REVIEW / OPPONENTS

RECORDS / AWARDS

RESULTS

HERE'S UTAH

3/24/18+	W	197.350-196.575	Tucson
1/19/19	W	197.150-195.450	Corvallis
3/23/19+	W	198.025-196.600	West Valley City
2/15/20	W	197.100-196.275	Salt Lake City
3/5/21	W	197.575-196.425	Corvallis
3/20/21+	W	197.725-195.625	West Valley City
2/18/22	W	198.000-197.150	Salt Lake City
3/19/22+	W	198.000-197.250	West Valley City
3/31/22%	W	197.800-197.425	Seattle

PENN STATE (28-6)

4/2/76&	L	101.650-104.250	Boone
4/1/77&	L	138.500-146.400	Mount Pleasant
3/30/78&	L	141.100-147.700	Seattle
3/30/79&	L	138.100-143.700	University Park
3/1/80	W	146.200-145.200	Los Angeles
4/4/80&	L	144.150-145.500	Baton Rouge
3/11/81	L	146.550-147.450	University Park
4/10/81&	W	145.650-141.800	Salt Lake City
3/8/82	W	149.650-146.700	Salt Lake City
3/26/82&	W	148.600-143.100	Salt Lake City
3/3/84	W	185.400-181.850	Fullerton
3/5/84	W	185.300-179.500	Los Angeles
3/8/84	W	186.700-179.100	Logan
4/6/84&	W	186.050-179.450	Los Angeles
4/12/85&	W	188.350-179.000	Salt Lake City
4/19/86&	W	186.950-182.700	Gainesville
4/22/88&	W	189.500-179.700	Salt Lake City
2/26/90	W	193.300-185.950	Salt Lake City
4/19/91&	W	194.375-190.950	Tuscaloosa
1/25/92	W	195.050-190.650	University Park
3/9/92	W	196.750-191.500	Salt Lake City
4/24/92&	W	195.650-192.700	St. Paul
4/15/93&	W	196.325-192.700	Corvallis
3/7/94	W	194.375-190.075	Salt Lake City
2/11/95	W	195.175-193.825	University Park
3/8/96	W	196.250-193.625	Salt Lake City
2/22/97	W	194.850-193.975	University Park
4/17/97&	W	196.025-194.300	Gainesville
4/16/98&	W	196.200-194.625	Los Angeles
4/22/99&	W	195.475-194.775	Salt Lake City
4/21/05&	W	196.850-194.975	Auburn
3/12/10	W	196.975-195.700	Salt Lake City
4/18/14&	W	197.025-194.825	Birmingham
1/5/19	W	197.175-194.450	Salt Lake City

PITTSBURGH (3-0)

3/30/79&	W	138.100-133.850	University Park
4/10/81&	W	145.650-135.400	Salt Lake City
4/8/06%	W	195.700-190.900	Ann Arbor

RUTGERS (1-0)

4/8/06%	W	195.700-188.975	Ann Arbor
---------	---	-----------------	-----------

SACRAMENTO STATE (2-0)

4/10/99%	W	196.425-190.275	Corvallis
4/14/07%	W	197.325-191.725	Berkeley

SAN DIEGO STATE (7-0)

4/2/76&	W	101.650-97.450	Boone
3/30/78&	W	141.100-134.300	Seattle
3/7/80	W	145.200-135.450	Salt Lake City

2/18/81	W	147.750-140.850	San Diego
2/20/82	W	149.750-143.900	Salt Lake City
2/7/83	W	184.700-171.750	Salt Lake City
2/23/83	W	184.400-177.350	San Diego

SAN JOSE STATE (6-0)

2/29/80	W	145.100-123.950	Los Angeles
1/31/85	W	184.750-168.800	Seattle
1/14/94	W	192.200-176.175	Seattle
3/3/95	W	195.175-180.775	Corvallis
4/4/09%	W	197.675-194.800	Seattle
4/7/12%	W	196.825-193.400	Salt Lake City

SEATTLE PACIFIC (2-0)

4/2/76&	W	101.650-99.400	Boone, NC
3/16/07	W	196.675-189.750	Corvallis

SOUTHERN ILLINOIS (4-3)

1/22/76	L	96.100-103.950	Salt Lake City
4/2/76&	L	101.650-106.000	Boone
2/23/77	L	138.000-138.050	Carbondale
4/1/77&	W	138.500-138.150	Mount Pleasant
1/14/78	W	140.250-133.550	Salt Lake City
3/30/78&	W	141.100-135.900	Seattle
4/4/80&	W	144.150-132.850	Baton Rouge

SOUTHERN UTAH (28-0)

1/20/92	W	194.000-184.000	Salt Lake City
1/18/93	W	196.950-186.300	Salt Lake City
3/20/93\$	W	197.600-192.000	Boise
2/6/95	W	196.300-190.300	Salt Lake City
3/30/96	W	196.400-194.200	Salt Lake City
3/15/97	W	195.800-193.675	Cedar City
2/5/99	W	195.525-191.350	Salt Lake City
3/18/00	W	197.200-193.300	Provo
1/5/01	W	196.375-190.850	Salt Lake City
4/1/00%	W	196.325-191.800	Minneapolis
4/6/02%	W	197.100-193.350	Corvallis
4/9/05%	W	196.800-193.450	Salt Lake City
1/27/06	W	197.200-193.175	Salt Lake City
2/2/07	W	196.150-190.650	Salt Lake City
2/22/08	W	197.200-193.100	Salt Lake City
4/12/08%	W	196.950-194.050	Minneapolis
2/6/09	W	196.850-194.325	Salt Lake City
3/12/10	W	196.975-196.025	Salt Lake City
1/19/13	W	196.950-191.050	Salt Lake City
1/11/14	W	196.650-192.025	Salt Lake City
1/16/15	W	196.675-195.500	Salt Lake City
1/15/16	W	196.725-195.600	Cedar City
4/2/16%	W	197.125-194.950	Salt Lake City
4/7/18%	W	197.475-194.625	Salt Lake City
1/11/20	W	197.000-194.650	West Valley City
1/9/21	W	196.900-194.325	West Valley City
4/2/21%	W	197.500-195.975	West Valley City
1/7/22	W	197.100-195.000	West Valley City

SOUTHWEST MISSOURI STATE (2-4)

4/2/76&	L	101.650-106.800	Boone
4/1/77&	L	138.500-141.950	Mount Pleasant
2/24/78	L	143.250-146.400	Salt Lake City
3/30/78&	L	141.100-145.050	Seattle
2/20/79	W	138.400-134.450	Salt Lake City

3/30/79&	W	138.100-137.700	University Park
----------	---	-----------------	-----------------

STANFORD (42-6)

2/9/80	W	144.500-134.150	Logan
2/13/87	W	183.850-176.750	Fullerton
2/27/89	W	191.000-181.900	Salt Lake City
4/24/92&	W	195.650-189.100	St. Paul
4/25/96&	W	196.000-194.025	Tuscaloosa
3/7/97	W	197.925-196.800	Salt Lake City
3/6/98	L	194.275-195.550	Stanford
1/15/99	W	196.050-192.575	Salt Lake City
4/19/01&	W	196.575-195.400	Athens
4/19/02&	W	196.950-196.025	Tuscaloosa
4/12/03%	W	196.975-196.625	Salt Lake City
4/24/03&	W	196.850-196.200	Lincoln
4/16/04&	L	195.775-197.125	Los Angeles
3/4/05	W	197.425-196.025	Salt Lake City
4/26/07&	W	197.325-197.200	Salt Lake City
4/27/07&	W	197.250-196.825	Salt Lake City
4/24/08&	W	196.950-196.900	Athens
4/25/08&	W	197.125-196.750	Athens
4/23/10&	L	196.225-197.100	Gainesville
1/28/11	L	196.500-196.825	Salt Lake City
2/24/12	W	196.300-196.100	Salt Lake City
3/24/12+	W	197.375-196.825	Salt Lake City
4/20/12&	W	197.200-197.125	Duluth
4/21/12&	L	197.375-197.500	Duluth
2/23/13	W	197.300-197.075	Salt Lake City
3/23/13+	W	197.075-196.625	Corvallis
2/17/14	L	196.300-197.000	Stanford
3/22/14+	W	197.925-197.175	Berkeley
2/21/15	W	198.050-195.900	Salt Lake City
3/21/15+	W	198.150-197.175	Salt Lake City
4/17/15&	W	197.475-197.175	Fort Worth
4/18/15&	W	197.800-197.250	Fort Worth
2/20/16	W	197.150-195.875	Stanford
3/19/16+	W	196.925-196.125	Seattle
3/3/17	W	197.500-196.275	Salt Lake City
3/18/17+	W	197.925-196.625	Stanford
1/14/18	W	196.975-195.350	Reno
3/24/18+	W	197.350-196.350	Tucson
4/7/18%	W	197.475-195.600	Salt Lake City
2/15/19	W	197.075-195.850	St. Charles
2/18/19	W	197.125-195.800	Stanford
3/23/19+	W	198.025-195.925	West Valley City
3/6/20	W	197.150-196.725	Salt Lake City
3/20/21+	W	197.725-195.175	West Valley City
1/29/22	W	197.675-196.000	Salt Lake City
3/19/22+	W	198.000-196.000	West Valley City
3/31/22%	W	197.800-197.450	Seattle
4/2/22%	W	198.200-197.250	Seattle

TEXAS WOMAN'S (1-0)

2/6/09	W	196.850-191.425	Salt Lake City
--------	---	-----------------	----------------

TOWSON STATE (1-0)

4/20/90&	W	194.900-187.975	Corvallis
----------	---	-----------------	-----------

UC-DAVIS (2-0)

4/5/14%	W	197.300-193.900	Fayetteville
1/16/15	W	196.675-193.950	Salt Lake City

SERIES VS. OPPONENTS

UCLA (59-36-1)

1/22/77	W	136.950-128.150	Salt Lake City
4/1/77&	W	138.500-136.400	Mount Pleasant
2/10/79	W	134.000-131.650	Salt Lake City
3/30/79&	W	138.100-130.550	University Park
2/29/80	W	145.100-143.200	Los Angeles
4/4/80&	W	144.150-138.850	Baton Rouge
2/2/81	W	147.950-145.250	Salt Lake City
2/15/81	W	143.100-142.750	Los Angeles
4/10/81&	W	145.650-144.100	Salt Lake City
2/20/82	W	149.750-144.500	Salt Lake City
2/27/82	W	147.000-145.050	Los Angeles
3/26/82&	W	148.600-142.400	Salt Lake City
2/11/83	W	186.950-180.550	Salt Lake City
2/20/83	W	182.800-178.850	Los Angeles
4/8/83&	W	184.650-177.800	Salt Lake City
1/31/84	W	187.050-183.200	Salt Lake City
3/2/84	W	186.550-185.050	Los Angeles
4/6/84&	W	186.050-185.550	Los Angeles
1/12/85	W	187.900-180.150	Salt Lake City
2/16/85	W	185.700-177.350	Los Angeles
4/19/86&	W	186.950-181.700	Gainesville
3/9/87	W	190.950-186.100	Salt Lake City
4/24/87&	W	187.550-187.000	Salt Lake City
4/22/88&	W	189.500-188.800	Salt Lake City
4/14/89&	L	190.200-192.600	Athens
4/20/90&	W	194.900-193.100	Corvallis
4/24/92&	W	195.650-189.800	St. Paul
4/16/93&	W	195.825-194.925	Corvallis
4/22/94&	W	196.400-194.975	Salt Lake City
2/20/95	W	196.375-194.300	Salt Lake City
4/21/95&	W	196.650-196.150	Athens
4/26/96&	L	196.775-197.475	Tuscaloosa
4/17/97&	L	196.025-196.425	Gainesville
4/16/98&	L	196.200-196.925	Los Angeles
4/17/98&	W	196.025-195.750	Los Angeles
4/10/99&	L	196.425-197.025	Corvallis
2/14/00	W	196.350-195.150	Salt Lake City
4/14/00&	L	196.875-197.300	Boise
1/21/01	L	195.700-197.500	Los Angeles
4/20/01&	L	196.025-197.575	Athens
4/19/02&	L	196.950-197.150	Tuscaloosa
1/10/03	L	196.750-197.225	Salt Lake City
4/25/03&	L	195.300-197.825	Lincoln
1/10/04	W	197.350-196.375	Los Angeles
4/15/04&	L	196.925-197.675	Los Angeles
4/16/04&	L	195.775-198.125	Los Angeles
1/7/05	W	197.675-197.300	Salt Lake City
4/22/05&	W	197.275-197.150	Auburn
1/7/06	W	194.875-193.850	Los Angeles
1/12/07	W	196.325-195.975	Salt Lake City
4/26/07&	W	197.325-196.475	Salt Lake City
4/27/07&	W	197.250-196.925	Salt Lake City
2/24/08	W	197.450-195.825	Los Angeles
4/24/08&	W	196.950-196.725	Athens
1/9/09	W	196.175-196.075	Salt Lake City
4/16/09&	T	196.625-196.625	Lincoln
1/9/10	L	195.125-196.500	Los Angeles
4/22/10&	L	196.625-196.875	Gainesville
4/23/10&	L	196.225-197.725	Gainesville
1/7/11	W	195.700-195.300	Salt Lake City
4/16/11&	L	196.500-197.375	Cleveland

1/8/12	L	196.025-196.075	Los Angeles
3/24/12+	L	197.375-197.425	Salt Lake City
4/20/12&	L	197.200-197.400	Duluth
4/21/12&	L	197.375-197.750	Duluth
1/12/13	L	195.300-197.425	Los Angeles
3/23/13+	L	197.075-197.375	Corvallis
4/19/13&	L	196.200-197.200	Los Angeles
1/25/14	W	197.125-195.875	Salt Lake City
3/7/14	L	197.350-197.475	Ann Arbor
3/22/14+	W	197.925-196.525	Berkeley
4/5/14%	W	197.300-196.600	Fayetteville
4/18/14&	W	197.025-197.000	Birmingham
1/23/15	W	196.725-194.725	Salt Lake City
3/21/15+	W	198.150-197.350	Salt Lake City
4/17/15&	W	197.475-196.400	Fort Worth
2/6/16	L	197.075-197.100	Los Angeles
3/19/16+	L	196.925-197.250	Seattle
4/2/16%	W	197.125-196.375	Salt Lake City
4/15/16&	L	195.7625-196.7000	Fort Worth
2/18/17	W	197.875-197.500	Salt Lake City
3/18/17+	W	197.925-197.100	Stanford
4/14/17&	L	197.0500-197.5000	St. Louis
4/15/17&	L	196.5875-197.2625	St. Louis
1/14/18	L	196.975-197.200	Reno
2/18/18	W	197.550-197.425	Los Angeles
3/24/18+	L	197.500-197.350	Tucson
4/21/18&	L	196.9000-198.0750	St. Louis
2/23/19	L	197.625-198.025	Salt Lake City
3/23/19+	L	198.025-198.400	West Valley City
4/19/19&	L	196.7250-197.6750	Fort Worth
2/23/20	W	198.075-198.025	Los Angeles
2/19/21	W	197.225-197.100	Salt Lake City
3/20/21+	W	197.725-196.725	West Valley City
2/4/22	W	197.750-197.650	Los Angeles
3/19/22+	W	198.000-196.950	West Valley City

USC (15-2)

4/2/76&	W	101.650-96.950	Boone
4/1/77&	L	138.500-142.300	Mount Pleasant
3/30/78&	L	141.100-141.650	Seattle
2/6/79	W	140.400-133.750	Salt Lake City
3/30/79&	W	138.100-137.700	University Park
2/29/80	W	145.100-139.150	Los Angeles*
3/1/80	W	146.200-138.500	Los Angeles
2/15/81	W	143.100-140.550	Los Angeles*
2/20/81	W	146.600-142.100	Los Angeles
4/10/81&	W	145.650-137.000	Salt Lake City
2/22/82	W	149.300-144.700	Salt Lake City
2/27/82	W	147.000-149.950	Los Angeles*
2/20/83	W	182.800-178.850	Los Angeles*
2/25/83	W	183.400-176.200	Corvallis
2/13/84	W	185.000-173.250	Salt Lake City
3/3/84	W	185.400-180.600	Fullerton
3/5/84	W	185.300-178.500	Los Angeles

*Neutral at UCLA

UTAH STATE (93-3)

2/3/78	W	144.000-141.000	Salt Lake City
2/4/78	L	106.450-142.000	Logan
3/11/78%	W	138.050-134.700	Albuquerque
1/12/79	L	129.500-136.150	Logan
1/26/79	L	129.300-133.650	Tucson

1/27/79	W	132.100-131.700	Tempe
3/16/79%	W	136.050-133.300	Logan
3/30/79&	W	138.100-133.700	University Park
2/1/80	W	140.800-133.100	Albuquerque
2/2/80	W	134.900-134.150	El Paso
2/9/80	W	144.500-136.550	Logan
2/29/80	W	145.100-137.700	Los Angeles
3/22/80%	W	147.450-141.450	Boulder
4/4/80&	W	144.150-131.450	Baton Rouge
2/9/81	W	150.220-140.300	Logan
2/27/81	W	148.200-140.950	Salt Lake City
3/28/81%	W	149.350-142.400	Albuquerque
4/10/81&	W	145.650-132.750	Salt Lake City
1/17/83	W	181.750-170.300	Salt Lake City
3/9/83	W	180.900-178.550	Logan
3/26/83%	W	185.550-174.350	Logan
2/6/84	W	190.900-180.250	Salt Lake City
3/8/84	W	186.700-180.500	Logan
3/24/84%	W	187.300-168.850	Salt Lake City
2/9/85	W	189.700-176.400	Salt Lake City
3/5/85	W	186.700-180.950	Logan
3/4/86	W	188.750-184.050	Salt Lake City
3/10/86	W	186.250-183.850	Logan
3/22/86#	W	186.850-181.150	Salt Lake City
4/5/86%	W	187.750-182.750	Salt Lake City
1/26/87	W	189.000-184.700	Salt Lake City
3/28/87#	W	187.750-184.850	Albuquerque
4/11/87%	W	188.600-182.100	Tempe
1/29/88	W	185.600-180.750	Tempe
2/22/88	W	190.550-185.600	Salt Lake City
3/26/88#	W	190.900-186.400	Logan
4/9/88%	W	190.200-184.800	Norman
1/16/89	W	187.600-181.450	Salt Lake City
3/4/89	W	191.600-188.900	Logan
3/18/89#	W	191.800-186.600	Provo
4/1/89%	W	192.800-188.300	Salt Lake City
1/19/90	W	191.950-184.550	Salt Lake City
3/17/90	W	191.450-189.050	Logan
3/24/90#	W	194.500-188.850	Salt Lake City
4/7/90%	W	194.950-187.550	Salt Lake City
2/2/91	W	195.600-190.600	Salt Lake City
2/20/91	W	192.400-190.800	Logan
4/6/91%	W	194.625-190.575	Tucson
4/19/91&	W	194.375-185.950	Tuscaloosa
1/20/92	W	194.000-185.550	Salt Lake City
2/7/92	W	195.750-188.600	Salt Lake City
2/24/92	W	195.650-190.650	Logan
4/11/92%	W	197.075-189.350	Salt Lake City
1/18/93	W	196.950-188.450	Salt Lake City
2/8/93	W	196.300-187.800	Salt Lake City
3/1/93	W	195.850-191.400	Logan
4/3/93%	W	196.975-189.850	Logan
2/7/94	W	194.675-190.500	Salt Lake City
3/12/94	W	194.200-192.800	Logan
4/9/94%	W	194.000-188.450	Tempe
2/6/95	W	196.300-190.100	Salt Lake City
3/11/95	W	197.175-193.925	Logan
4/8/95%	W	196.625-191.950	Lincoln
1/19/96	W	192.350-188.050	Logan
2/23/96	W	196.100-192.800	Salt Lake City
4/13/96%	W	196.675-193.050	Salt Lake City
1/24/97	W	196.750-193.625	Logan

SERIES VS. OPPONENTS

INFORMATION

ATHLETE PROFILES

COACHES AND STAFF

REVIEW / OPPONENTS

RECORDS / AWARDS

RESULTS

HERE'S UTAH

2/17/97	W	196.925-192.750	Salt Lake City
4/5/97%	W	195.700-193.675	Salt Lake City
2/2/98	W	194.950-193.400	Logan
2/27/98	W	196.175-192.775	Salt Lake City
4/4/98%	W	195.575-191.175	Tempe
2/26/99	W	197.625-195.675	Logan
1/14/00	W	195.650-190.375	Salt Lake City
2/7/00	W	197.075-193.175	Logan
4/1/00%	W	196.325-192.950	Minneapolis
2/6/01	W	197.125-194.325	Salt Lake City
4/7/01%	W	194.075-191.200	Salt Lake City
2/15/02	W	196.350-193.600	Logan
2/7/03	W	197.825-196.150	Logan
2/27/04	W	198.050-195.475	Salt Lake City
1/14/05	W	195.675-193.850	Logan
1/27/06	W	197.200-192.675	Salt Lake City
2/9/07	W	196.575-194.325	Logan
2/22/08	W	197.200-189.650	Salt Lake City
2/9/09	W	196.950-193.500	Logan
2/12/10	W	196.225-178.250	Salt Lake City
2/25/11	W	196.550-193.150	Logan
1/13/12	W	197.400-191.925	Salt Lake City
4/5/14%	W	197.300-191.875	Fayetteville
4/4/15%	W	196.575-195.150	Berkeley
4/2/16%	W	197.125-195.025	Salt Lake City
1/11/20	W	197.000-194.150	West Valley City
1/9/21	W	196.900-194.350	West Valley City
3/12/21	W	197.275-196.500	Salt Lake City
1/7/22	W	197.100-195.875	West Valley City

UTEP (7-0)

3/12/76%	W	104.200-86.900	Salt Lake City
2/4/77	W	137.500-100.300	Salt Lake City
2/10/78	W	140.000-128.000	El Paso
1/20/79	W	138.900-120.050	Provo
2/2/80	W	134.900-119.450	El Paso
3/22/80%	W	147.450-126.100	Boulder
1/30/81	W	147.900-120.750	Salt Lake City

WASHINGTON (65-0-2)

4/2/76&	W	101.650-99.600	Boone
4/1/77&	W	138.500-133.850	Mount Pleasant
1/28/78	W	144.600-134.200	Salt Lake City
2/7/81	W	147.180-137.300	Salt Lake City
2/9/81	W	150.220-139.000	Logan
3/12/82%	W	145.200-138.850	Corvallis
2/15/83	W	185.050-173.750	Salt Lake City
4/6/84&	W	186.050-178.550	Los Angeles
1/31/85	W	184.750-180.450	Seattle
2/28/85	W	187.500-182.100	Salt Lake City
1/24/86	W	186.050-182.550	Salt Lake City
2/21/86	W	186.150-184.050	Seattle
1/26/87	W	189.000-182.650	Salt Lake City
3/14/87	W	184.700-182.250	Seattle
4/24/87&	W	187.550-179.850	Salt Lake City
1/29/88	W	185.600-182.350	Tempe
3/4/88	W	184.850-179.650	Fullerton
3/6/93	W	196.650-189.200	Salt Lake City
1/14/94	W	192.200-185.300	Seattle
1/23/95	W	195.600-191.000	Salt Lake City
3/1/96	W	195.400-193.950	Seattle

1/17/97	W	196.575-193.125	Salt Lake City
2/20/98	W	196.225-195.225	Seattle
4/16/98&	W	196.200-195.450	Los Angeles
3/6/99	W	197.150-193.800	Salt Lake City
4/10/99%	W	196.425-193.425	Corvallis
3/3/00	W	196.800-194.900	Salt Lake City
3/4/01	T	196.725-196.725	Seattle
2/8/02	W	195.700-193.375	Seattle
4/6/02%	W	197.100-194.775	Corvallis
3/7/03	W	196.975-194.950	Salt Lake City
3/5/04	W	197.950-197.550	Seattle
3/11/05	W	197.850-195.175	Salt Lake City
1/13/06	W	195.625-193.325	Seattle
1/19/07	W	196.725-193.850	Salt Lake City
3/16/07	W	196.675-193.625	Corvallis
4/14/07%	W	197.325-193.300	Berkeley
2/16/08	W	197.100-194.675	Seattle
1/23/09	W	196.850-193.450	Salt Lake City
4/4/09%	W	197.675-194.800	Seattle
1/29/10	W	195.850-194.650	Seattle
4/10/10%	W	196.90-195.075	Salt Lake City
2/11/11	W	196.975-195.475	Salt Lake City
4/2/11%	W	196.475-195.300	Norman
3/24/12+	W	197.375-194.125	Salt Lake City
2/15/13	T	195.975-195.975	Seattle
3/23/13+	W	197.075-195.875	Corvallis
2/28/14	W	197.125-193.475	Salt Lake City
3/22/14+	W	197.925-195.125	Berkeley
2/14/15	W	197.025-195.650	Seattle
3/21/15+	W	198.150-196.000	Salt Lake City
2/13/16	W	197.125-196.250	Salt Lake City
3/19/16+	W	196.925-195.300	Seattle
4/2/16%	W	197.125-195.825	Salt Lake City
1/28/17	W	197.150-196.300	Seattle
3/18/17+	W	197.925-197.100	Stanford
4/14/17&	W	197.0500-196.5625	St. Louis
1/14/18	W	196.975-195.725	Reno
2/3/18	W	197.700-196.250	Salt Lake City
3/24/18+	W	197.350-196.750	Tucson
4/20/18&	W	197.1375-196.2500	St. Louis
3/23/19+	W	198.025-196.175	West Valley City
3/1/20	W	197.675-197.600	Seattle
1/30/21	W	197.475-193.500	Salt Lake City
3/20/21+	W	197.725-194.400	West Valley City
2/21/22	W	197.950-197.275	Seattle
3/19/22+	W	198.000-196.400	West Valley City

WASHINGTON STATE (1-0)

3/10/86	W	186.250-138.850	Logan
---------	---	-----------------	-------

WEBER STATE (2-0)

1/27/78	W	143.800-104.300	Salt Lake City
1/28/78	W	144.600-98.920	Salt Lake City

WEST VIRGINIA (5-0)

3/10/90	W	193.100-185.550	Salt Lake City
4/20/95&	W	195.325-189.650	Athens
4/1/00%	W	196.325-195.475	Minneapolis
4/7/01%	W	194.075-192.400	Salt Lake City
1/19/13	W	196.950-192.125	Salt Lake City

WESTERN MICHIGAN (1-0)

3/4/01	W	196.725-194.075	Seattle
--------	---	-----------------	---------

WISCONSIN (2-0)

4/2/76&	W	101.650-96.700	Boone
2/6/88	W	186.850-180.150	Tuscaloosa

#-HCAC Championship

\$-WAC Championship

+--Pac-12 Championship

%-Regionals (AIAW/NCAA)

&-Nationals (AIAW/NCAA)

RECORDS / AWARDS



UTAH RECORDS

TEAM SCORING HIGHS

- 198.600 vs. Brigham Young, 3-19-04
- 198.575 vs. Minnesota, 3-4-22
- 198.425 vs. Brigham Young, 3-23-02
- 198.250 vs. Michigan, 3-6-15
- 198.200 at NCAA Regional Final, 4-2-22
- 198.150 at Pac-12 Championship, 3-21-15
198.150 vs. Georgia, 3-16-18
- 198.125 vs. Florida, 3-16-13
- 198.075 vs. UCLA, 2-23-20
- 198.050 vs. Utah State, 2-27-04
- 198.025 vs. Georgia, 3-15-14
198.025 at Pac-12 Championship, 3-23-19
- 198.000 vs. Oregon State, 2-18-22
198.000 at Pac-12 Championship, 3-19-22

TEAM EVENT RECORDS

- VT: 49.775, Brigham Young, 3-19-04
 UB: 49.800, Minnesota, 3-4-22
 BB: 49.775, UCLA, 2-23-20
 FX: 49.800, Brigham Young, 3-23-01


TEAM POSTSEASON RECORDS

- NCAA Championships: 197.9875, 2021
 NCAA Regional: 198.200, 2022
 Pac-12 Championship: 198.150, 2015

ALL-AROUND HIGHS

- 39.950, Suzanne Metz, 3-25-95
- 39.900, Kristen Kenoyer, 3-6-93
- 39.875, Melissa Vituj, 2-27-04
- 39.800, Kristen Kenoyer, 4-3-93
39.800, Theresa Kulikowski, 2-15-02
39.800, Theresa Kulikowski, 3-23-02
39.800, Melissa Vituj, 3-19-04
39.800, Ashley Postell, 2-1-08
- 39.775, Annabeth Eberle, 3-19-04
39.775, Ashley Postell, 3-11-05
39.775, Georgia Dabritz, 3-21-15
39.775, MyKayla Skinner, 1-20-17
39.775, Grace McCallum, 2-21-22
- 39.750, Kristen Kenoyer, 3-28-92
39.750, Kristen Kenoyer, 2-19-93
39.750, Annabeth Eberle, 3-28-03
39.750, Theresa Kulikowski, 3-20-99
39.750, Ashley Postell, 2-22-08
39.750, Ashley Postell, 4-25-08
39.750, Georgia Dabritz, 4-4-15
39.750, MyKayla Skinner, 2-25-17
39.750, MyKayla Skinner, 2-23-19
39.750, MyKayla Skinner, 3-23-19
- 39.725, Theresa Kulikowski, 2-26-99
39.725, Deidra Graham, 2-16-01
39.725, Theresa Kulikowski, 3-9-02
39.725, Deidra Graham, 3-23-02
39.725, Annabeth Eberle, 1-23-04

- 39.725, Annabeth Eberle, 3-5-04
39.725, Ashley Postell, 2-24-08
39.725, Ashley Postell, 3-28-08
39.725, MyKayla Skinner, 3-18-17
39.725, MyKayla Skinner, 1-19-18
39.725, MyKayla Skinner, 3-16-18
39.725, MyKayla Skinner, 4-20-18
- 39.700, Traci Sommer, 3-7-97
39.700, Melissa Vituj, 3-5-04
39.700, Kristina Baskett, 2-9-07
39.700, Ashley Postell, 3-22-08
39.700, Georgia Dabritz, 3-16-13
39.700, Georgia Dabritz, 1-31-15
39.700, Georgia Dabritz, 3-6-15
39.700, Georgia Dabritz, 4-18-15
39.700, MyKayla Skinner, 1-14-18
39.700, MyKayla Skinner, 3-10-18
39.700, MyKayla Skinner, 1-5-19
39.700, MyKayla Skinner, 3-2-19
39.700, Maile O'Keefe, 3-20-21
39.700, Maile O'Keefe, 4-3-21
- 39.6875, Maile O'Keefe, 4-17-21**
- 39.675, Theresa Kulikowski, 4-22-99
39.675, Veronique Leclerc, 3-23-01
39.675, Theresa Kulikowski, 4-6-02
39.675, Melissa Vituj, 2-7-03
39.675, Melissa Vituj, 3-14-03
39.675, Annabeth Eberle, 3-21-03
39.675, Annabeth Eberle, 2-6-04
39.675, Annabeth Eberle, 1-16-04
39.675, Melissa Vituj, 3-12-04
39.675, Rachel Tidd, 3-19-04
39.675, Melissa Vituj, 4-3-04
39.675, Annabeth Eberle, 3-18-05
39.675, Ashley Postell, 4-14-07
39.675, Kristina Baskett, 2-9-09
39.675, Kristina Baskett, 2-20-09
39.675, Kristina Baskett, 3-13-09
39.675, Georgia Dabritz, 2-6-15
39.675, MyKayla Skinner, 2-18-17
39.675, MaKenna Merrell-Giles, 2-3-18
39.675, MyKayla Skinner, 2-9-18
39.675, MaKenna Merrell-Giles, 3-16-18
39.675, MyKayla Skinner, 3-24-18
39.675, MyKayla Skinner, 3-16-19
39.675, Grace McCallum, 1-14-22
39.675, Grace McCallum, 3-4-22
39.675, Grace McCallum, 3-19-22



Suzanne Metz set the school all-around record in 1995 by scoring a 39.95.

UTAH RECORDS

VICTORY LEADERS

Season Wins

- 47 Ashley Postell, 2008
- 43 MyKayla Skinner, 2017
- 40 Theresa Kulikowski, 1999
- 38 Kristen Kenoyer, 1993
- 37 Missy Marlowe, 1991
- 36 Georgia Dabritz, 2015
- 35 Kristina Baskett, 2009
- 34 MyKayla Skinner, 2018
- 34 MyKayla Skinner, 2019
- 31 Maile O'Keefe, 2021

Career Wins

- 120 Ashley Postell, 2005-08
- 112 Theresa Kulikowski, 1999-2003
- 111 MyKayla Skinner, 2017-29
- 98 Missy Marlowe, 1989-92
- 88 Kristina Baskett, 2006-09
- 88 Georgia Dabritz, 2012-15
- 87 Kristen Kenoyer, 1990-93

Season All-Around Wins

- 12 MyKayla Skinner, 2017
- 11 Ashley Postell, 2008
- 11 Suzanne Metz, 1995
- 9 MyKayla Skinner, 2018
- 7 MyKayla Skinner, 2019
- 6 Maile O'Keefe, 2021

Career All-Around Wins

- 30 Ashley Postell, 2005-08
- 28 MyKayla Skinner, 2017-29
- 18 Missy Marlowe, 1989-92
- 17 Kristen Kenoyer, 1990-93
- 17 Theresa Kulikowski, 1999-2003

CONSECUTIVE HIT ROUTINES

Single-Season Streak

- 56, Suzanne Metz, 1995
- 56, MyKayla Skinner, 2017
- 54, MyKayla Skinner, 2018
- 54, Maile O'Keefe, 2021
- 51, MyKayla Skinner, 2019
- 50, Kyndal Robarts, 2010
- 49, Jamie Deetscreek, 2009

Multi-Season Streak

- 161, MyKayla Skinner (2017-19)
- 130, Maile O'Keefe (2020-22)
- 81, Becky Tutka (2012-15)
- 72, Stephanie McAllister (2010-11)
- 64, Jamie Deetscreek (2008-09)

10.0 SCORES OVERALL

Single Meet

- 3 Kristen Kenoyer (VT, UB, FX, 3-20-93)
- 2 Kristen Kenoyer (BB, FX, 3-6-93)
- 2 Suzanne Metz (VT, FX, 3-25-95)
- 2 Theresa Kulikowski (UB, FX, 2-26-99)
- 2 Maile O'Keefe (UB, BB, 3-4-22)

Season

- 9 Kristen Kenoyer (1993)
- 6 Georgia Dabritz (2015)
- 5 Missy Marlowe (1992)
- 4 Theresa Kulikowski (1999)
- 4 Theresa Kulikowski (2002)
- 4 Maile O'Keefe (2022)
- 3 Theresa Kulikowski (2001)
- 3 Theresa Kulikowski (2003)
- 3 Annabeth Eberle (2004)
- 3 Melissa Vituj (2004)
- 3 Ashley Postell (2008)

Career

- 14 Theresa Kulikowski (1999-2003)
- 11 Kristen Kenoyer (1990-93)
- 9 Georgia Dabritz (2012-15)
- 7 Missy Marlowe (1989-92)
- 6 Annabeth Eberle (2002-05)
- 5 Ashley Postell (2005-08)
- 5 Maile O'Keefe (2020-present)

10.0 VAULT SCORES

Season

- 3 Kristen Kenoyer (1993)
- 3 Annabeth Eberle (2004)
- 2 Ashley Postell (2008)
- 2 Tory Wilson (2015)

Career

- 3 Kristen Kenoyer (1990-93)
- 3 Annabeth Eberle (2002-05)
- 3 Tory Wilson (2012-15)
- 2 Ashley Postell (2005-08)


10.0 BAR SCORES

Season

- 5 Georgia Dabritz (2015)
- 2 Missy Marlowe (1991)
- 2 Theresa Kulikowski (1999)
- 2 Theresa Kulikowski (2001)
- 2 Theresa Kulikowski (2002)
- 2 Grace McCallum (2022)

Career

- 7 Theresa Kulikowski (1999-2003)
- 7 Georgia Dabritz (2012-15)
- 3 Missy Marlowe (1989-92)
- 3 Sandy Woolsey (1993-96)
- 2 Grace McCallum (2022-present)



MyKayla Skinner broke the Utah record for season all-around wins with 12 as a freshman in 2017.

10.0 BEAM SCORES

Season

- 3 Maile O'Keefe (2022)
- 2 Kristen Kenoyer (1992)
- 2 Missy Marlowe (1992)
- 2 Theresa Kulikowski (2002)
- 2 Theresa Kulikowski (2003)
- 2 Ashley Postell (2005)

Career

- 6 Theresa Kulikowski (1999-2003)
- 4 Maile O'Keefe (2020-present)
- 3 Kristen Kenoyer (1990-93)
- 3 Ashley Postell (2005-08)
- 2 Missy Marlowe (1989-92)
- 2 Traci Sommer (1995-98)
- 2 Shannon Bowles (1998-02)

10.0 FLOOR SCORES


Season

- 4 Kristen Kenoyer (1993)
- 2 Annabeth Eberle (2003)
- 2 Melissa Vituj (2004)
- 2 MyKayla Skinner (2017)

Career

- 4 Kristen Kenoyer (1990-93)
- 3 Annabeth Eberle (2002-05)
- 3 MyKayla Skinner (2017-19)
- 2 Melissa Vituj (2001-04)

ALL-TIME 10.0 SCORES



Shannon Bowles had three 10.0 performances during her career.

VAULT

- Missy Marlowe vs. Oregon State, 3-2-92
- Kristen Kenoyer at WAC Championship, 3-20-93
- Kristen Kenoyer vs. Oregon State, 2-19-93
- Kristen Kenoyer vs. Brigham Young, 3-13-93
- Suzanne Metz vs. Brigham Young, 3-25-95
- Annabeth Eberle vs. UCLA, 1-10-04
- Annabeth Eberle vs. UW/Iowa/UIC, 3-5-04
- Annabeth Eberle vs. Brigham Young, 3-19-04
- Rachel Tidd vs. Brigham Young, 3-19-04
- Ashley Postell vs. Minnesota, 2-1-08
- Ashley Postell vs. SUU/USU, 2-22-08
- Tory Wilson vs. California, 2-9-13
- Tory Wilson vs. Arizona State, 2-6-15
- Georgia Dabritz vs. Arizona State, 2-6-15
- Tory Wilson at Pac-12 Championship, 3-21-15
- MaKenna Merrell-Giles vs. Washington, 2-3-18
- Kim Tessen vs. Stanford, 3-6-20

BARS

- Missy Marlowe vs. Cal State-Fullerton, 2-11-91
- Missy Marlowe vs. Cal State-Fullerton, 3-1-91
- Missy Marlowe at WAC Championship, 3-28-92
- Aimee Trepanier vs. Oregon State, 2-13-93
- Kristen Kenoyer at WAC Championship, 3-20-93
- Sandy Woolsey vs. Brigham Young, 3-25-95
- Sandy Woolsey at NCAA Regional, 4-13-96
- Angie Leonard vs. Stanford, 3-7-97
- Theresa Kulikowski vs. Utah State/BSU, 2-26-99
- Theresa Kulikowski vs. Brigham Young, 3-27-99
- Theresa Kulikowski vs. Brigham Young, 2-9-01
- Theresa Kulikowski vs. Michigan, 2-23-01
- Theresa Kulikowski vs. Arizona, 1-18-02
- Theresa Kulikowski vs. Minnesota, 1-25-02
- Theresa Kulikowski vs. Minnesota, 2-1-03
- Georgia Dabritz vs. Florida, 3-16-13

- Georgia Dabritz at Pac-12 Championship, 3-22-14
- Georgia Dabritz vs. Arizona, 1-31-15
- Georgia Dabritz vs. Stanford, 2-21-15
- Georgia Dabritz vs. Michigan, 3-6-15
- Georgia Dabritz at NCAA Championships, 4-17-15
- Georgia Dabritz at NCAA Championships, 4-18-15
- Grace McCallum at UCLA, 2-4-22**
- Sage Thompson vs. Minnesota, 3-4-22**
- Maile O'Keefe vs. Minnesota, 3-4-22**
- Grace McCallum at Pac-12 Championship, 3-19-22**

BEAM

- Missy Marlowe vs. Utah State, 2-7-92
- Kristen Kenoyer vs. Penn State, 3-9-92
- Kristen Kenoyer at WAC Championship, 3-28-92
- Missy Marlowe at NCAA Regional, 4-11-92
- Kristen Kenoyer vs. UW/Boise State, 3-6-93
- Traci Sommer vs. Brigham Young, 3-25-95
- Sandy Woolsey vs. Oregon State, 2-12-96
- Summer Reid vs. Brigham Young, 1-31-97
- Shannon Bowles vs. Brigham Young, 2-6-98
- Traci Sommer vs. Oregon State, 3-14-98
- Theresa Kulikowski vs. New Hampshire, 3-20-99
- Shannon Bowles vs. Arizona, 1-26-01
- Theresa Kulikowski vs. Utah State, 2-6-01
- Theresa Kulikowski vs. Utah State, 2-15-02
- Theresa Kulikowski at NCAA Regional, 4-6-02
- Theresa Kulikowski vs. Washington, 3-7-03
- Theresa Kulikowski at NCAA Regional, 4-12-03
- Melissa Vituj vs. Utah State, 2-27-04
- Ashley Postell vs. Washington, 3-11-05
- Ashley Postell vs. Arizona State, 3-18-05
- Ashley Postell vs. Brigham Young, 3-28-08
- Abby Paulson at UCLA, 2-23-20**
- Maile O'Keefe vs. Washington, 1-30-21**
- Maile O'Keefe vs. Stanford, 1-29-22**
- Cristal Isa vs. Oregon State, 2-18-22**
- Maile O'Keefe vs. Minnesota, 3-4-22**
- Kara Eaker at NCAA Regional Final, 4-2-22**
- Maile O'Keefe at NCAA Regional Final, 4-2-22**

FLOOR


- Missy Marlowe vs. Penn State, 3-9-92
- Kristen Kenoyer vs. Oregon State, 2-13-93
- Kristen Kenoyer vs. UW/Boise State, 3-6-93
- Aimee Trepanier vs. UW/Boise State, 3-6-93
- Kristen Kenoyer at WAC Championship, 3-20-93
- Kristen Kenoyer at NCAA Regional, 4-3-93
- Suzanne Metz vs. Brigham Young, 3-25-95
- Theresa Kulikowski vs. Utah State/BSU, 2-26-99
- Shannon Bowles vs. Brigham Young, 3-23-01
- Annabeth Eberle vs. Arizona State, 1-24-03
- Annabeth Eberle vs. Brigham Young, 3-28-03
- Melissa Vituj vs. Arizona State/AFA, 2-20-04
- Veronique Leclerc vs. Utah State, 2-27-04
- Melissa Vituj vs. Brigham Young, 3-19-04
- Annabeth Eberle vs. Arizona State, 3-18-05
- Lia Del Priore vs. Stanford, 2-23-13
- Georgia Dabritz vs. Michigan/UCLA, 3-7-14
- Nansy Damianova vs. Georgia, 3-15-14
- Breanna Hughes vs. Georgia, 3-12-16
- MyKayla Skinner vs. Stanford, 3-3-17
- MyKayla Skinner at Pac-12 Championship, 3-18-17
- MaKenna Merrell-Giles vs. Georgia, 3-16-18
- MyKayla Skinner at Pac-12 Championship, 3-23-19

HIGHEST HONORS

MISSY MARLOWE (1989-92)

In 1992, she became the first gymnast in history to win the Honda Broderick Cup, which recognizes the nation's best collegiate female athlete. To this day, she remains one of just three gymnasts ever to win the coveted Honda Broderick Cup. She also received the NCAA's highest award for student-athletes when she was named a 1993 Top VI Award winner.


- 1988 U.S. Olympian
- Five-time NCAA Champion
- 12-time All-American
- NCAA team titles in 1990 and 1992
- 1992 Honda Broderick Cup winner
- 1993 NCAA Top VI Award
- 1992 WAC Female Athlete of the Year



THERESA KULIKOWSKI (1999-2003)

She was the first gymnast in history (and one of two all time) to be honored as the CoSIDA Academic All-American of the Year, an award encompassing every NCAA sport (male and female). She also received the NCAA's highest award for student-athletes when she was named a 2004 Top VIII Award winner.


- 1996 U.S. Olympic Alternate
- Three-time NCAA Champion
- 14-time All-American
- 2003 AAI Senior Gymnast of the Year
- Two-time Academic All-American
- 2003 Academic All-American of the Year
- 2004 NCAA Top VIII Award
- Graduated Cum Laude with a 4.0 GPA
- NCAA Postgraduate Scholarship



ASHLEY POSTELL (2005-08)

She is the only gymnast in collegiate history to win the maximum possible 20 All-America awards at the NCAA Championships, which she accomplished during her career from 2005-2008. A World Champion on the balance beam, she is a member of the USA Gymnastics Hall of Fame.


- 2002 World Balance Beam Champion
- 2008 USA Gymnastics Hall of Fame Inductee
- Only 20-time NCAA gymnastics All-American in NCAA history
- 2007 NCAA Balance Beam Champion
- Three-time NCAA all-around runner-up
- Utah Record for Career Wins (120)
- Utah Record for Season Wins (47)
- Four-time Utah MVP



GEORGIA DABRITZ (2012-15)

In 2015, she won the NCAA uneven bar championship and became the first gymnast in NCAA history to score 10.0 on bars in both the semifinals and Super Six at the national championships. In her career, she won every major Pac-12 gymnastics athletic and academic award and was an NCAA Today's Top 10 recipient.

- 2015 NCAA uneven bar champion
- 16-time All-American
- Six-time Pac-12 champion
- AAI Award for Senior Gymnast of the Year
- Pac-12 Gymnast of the Year (2015)
- Pac-12 Scholar-Athlete of the Year (2015)
- Pac-12 Specialist of the Year (2014)
- Pac-12 Freshman of the Year (2012)
- Led Utah in victories all four seasons (88 career wins)
- 1st-team CoSIDA Capital One Academic All-American
- NCAA Today's Top 10 recipient



UTAH AWARD WINNERS

NCAA AWARD WINNERS

NCAA Top VI, VIII, 10

Missy Marlowe (1993, Top VI)
Theresa Kulikowski (2004, Top VIII)
Georgia Dabritz (2016, Today's Top 10)

NCAA Postgraduate Scholarships

2002 Shannon Bowles
2003 Theresa Kulikowski
2016 Georgia Dabritz
2022 Hunter Dula

NCAA Elite 90

2019 Shannon McNatt

COSIDA ACADEMIC ALL-AMERICANS

First Team Academic All-American

2002 Shannon Bowles
Theresa Kulikowski
2003 Theresa Kulikowski*
2009 Kristina Baskett
2010 Daria Bijak
2015 Georgia Dabritz
2016 Breanna Hughes

*NCAA Academic All-American of the Year

Second Team Academic All-American

1993 Kristen Kenoyer
1998 Molly Northrop
2008 Kristina Baskett
2016 Kailah Delaney
2022 Abby Paulson



Three-time NCAA champion Theresa Kulikowski was the 2003 NCAA Academic All-American of the Year (all sports) and an NCAA Top VIII Award winner.

Third Team Academic All-American

2004 Melissa Vituj
2013 Hailee Hansen
2014 Hailee Hansen
2019 Shannon McNatt

OLYMPIANS

Cheryl Weatherstone, Great Britain (1984, Los Angeles)
Missy Marlowe, USA (1988, Seoul)
Crystal Gilmore, Canada (2000, Sydney)
Gael Mackie, Canada (2004, Athens)
Daria Bijak, Germany (2008, Beijing)
Nansy Damianova, Canada (2008, Beijing)
MyKayla Skinner, USA (2016, Rio De Janeiro*;
2020, Tokyo)
Grace McCallum, USA (2020, Tokyo)
Amelie Morgan, Great Britain (2020, Tokyo)
Kara Eaker, USA (2020, Tokyo*)

TEAM AWARDS

Most Valuable Performer

1984 Megan Marsden/Linda Kardos
1985 Lisa Mitzel
1986 Lisa Mitzel
1987 Lynne Lederer
1988 Jessica Smith
1989 Patti Massoels
1990 Shelly Schaeffer
1991 Missy Marlowe
1992 Missy Marlowe/Kristen Kenoyer
1993 Kristen Kenoyer
1994 Suzanne Metz
1995 Suzanne Metz
1996 Megan Caudle/Sandy Woolsey
1997 Traci Sommer
1998 Traci Sommer
1999 Theresa Kulikowski
2000 Denise Jones/Ashley Keever/
Angelika Schatton/Jenny Schmidt
Deidra Graham/Melissa Vituj
2001 Theresa Kulikowski
2002 Annabeth Eberle/Melissa Vituj
2003 Annabeth Eberle/Melissa Vituj
2004 Annabeth Eberle/Ashley Postell
2005 Ashley Postell/Nicolle Ford
2006 Ashley Postell
2007 Ashley Postell
2008 Kristina Baskett
2009 Kyndal Robarts
2010 Stephanie McAllister
2011 Stephanie McAllister/Corrie Lothrop
2012 Georgia Dabritz/Tory Wilson
2013 Georgia Dabritz/Tory Wilson
2014 Georgia Dabritz
2015 Breanna Hughes
2016 MyKayla Skinner
2017 MyKayla Skinner
2018 MyKayla Skinner
2019 Maile O'Keefe
2021 Grace McCallum/Maile O'Keefe
2022



Shannon McNatt was awarded the Elite 90 award for holding the highest cumulative GPA at the finals site of the NCAA Championship.

Coaches Award-Most Improved

1984 Tina Hermann
1985 Lynne Lederer
1986 Cheryl Weatherstone
1987 Caralee Novak
1988 Sonja Ahone
1989 Shelly Schaeffer
1990 Kristi Pinnick
1991 Tracy Richard/Meredith King
1992 Kelli Wolsey
1993 Tracy Richard
1994 Megan Caudle
1995 Kelley Delaney
1996 Sarah Northrop
1997 Angie Leonard
1998 Denise Jones
1999 Denise Jones
2000 Kim Allan
2001 Kylee Wagner
2002 Veronique Leclerc
2003 Gritt Hofmann
2004 Nicolle Ford
2005 Gabriella Onodi
2006 Nina Kim
2007 Beth Rizzo
2008 Daria Bijak
2009 Jamie Deetscreek
2010 Jacquelyn Johnson
2011 Mary Beth Lofgren
2012 Hailee Hansen
2013 Nansy Damianova
2014 Kailah Delaney
2015 Baely Rowe
2016 Kassandra Lopez/Tiffani Lewis
2017 Macey Roberts
2018 MaKenna Merrell-Giles
2019 Macey Roberts
2021 Jaedyn Rucker
2022 Amelie Morgan

UTAH AWARD WINNERS

Trix & Rainer Dahl Award-Academics/Athletics

- 1984 Sandy Sobotka
- 1985 Sandy Sobotka
- 1986 Caralee Novak
- 1987 Michelle Hilse
- 1988 Patti Massoels
- 1989 Hilarie Portell
- 1990 Kristen Kenoyer
- 1991 Jenny Donaldson
- 1992 Jenny Donaldson
- 1993 Missy Wells
- 1994 Missy Wells
- 1995 Alysa Frenz
- 1996 Alysa Frenz
- 1997 Molly Northrop
- 1998 Shannon Bowles
- 1999 Theresa Kulikowski
- 2000 Ashley Kever
- 2001 Theresa Kulikowski
- 2002 Shannon Bowles
- 2003 Theresa Kulikowski
- 2004 Rachel Tidd
- 2005 Gritt Hofmann
- 2006 Kristina Baskett
- 2007 Kristina Baskett
- 2008 Kristina Baskett
- 2009 Daria Bijak
- 2010 Daria Bijak
- 2011 Jacquelyn Johnson
- 2012 Mary Beth Lofgren
- 2013 Hailee Hansen
- 2014 Mary Beth Lofgren
- 2015 Kailah Delaney

- 2016 Kailah Delaney
- 2017 Missy Reinstadtler
- 2018 Missy Reinstadtler
- 2019 Sydney Soloski
- 2021 Abby Paulson
- 2022 Jaylene Gilstrap

Greg Marsden Leadership Award

- 2016 Maddy Stover
- 2017 Baely Rowe/Maddy Stover
- 2018 Maddy Stover
- 2019 Kari Lee
- MaKenna Merrell-Giles
- 2021 Alexia Burch
- Emilie LeBlanc
- Sydney Soloski
- 2022 Alexia Burch
- Jaylene Gilstrap
- Cristal Isa
- Sydney Soloski

Diane Ellingson Award-Most Inspirational

- 1984 Lisa Mitzel
- 1985 Tina Hermann/Wendy Whiting
- 1986 Wendy Whiting
- 1987 Kris Takahashi
- 1988 Cheryl Weatherstone
- 1989 Jessica Smith/Kris Takahashi
- 1990 Missy Marlowe
- 1991 Kristen Kenoyer
- 1992 Shelly Schaerrer
- 1993 Suzanne Metz
- 1994 Aimee Trepanier



Georgia Darbritz, a 16-time All-American, won the team Most Valuable Performer award three times from 2013-15.

- 1995 Sandy Woolsey
- 1996 Traci Sommer/Jennifer Mercier
- 1997 Ashley Kever/Jenny Schmidt
- 1998 Angie Leonard
- 1999 Ashley Kever
- 2000 Deidra Graham
- 2001 Theresa Wolf
- 2002 Melissa Vituj
- 2003 Kim Allan
- 2004 Kristen Riffanacht
- 2005 Rachel Tidd/Nicolle Ford
- 2006 Gritt Hofmann
- 2007 Katie Kivisto
- 2008 Kyndal Robarts
- 2009 Nina Kim
- 2010 Stephanie McAllister
- 2011 Gael Mackie
- 2012 Kyndal Robarts
- 2013 Becky Tutka
- 2014 Corrie Lothrop/Hailee Hansen
- 2015 Corrie Lothrop/Tory Wilson



Utah's 2022 team award winners (left to right): Back row - Alexia Burch, Cristal Isa, Jaylene Gilstrap, Amelie Morgan; Front Row: Sydney Soloski, Maile O'Keefe, and Grace McCallum.

INFORMATION

ATHLETE PROFILES

COACHES AND STAFF

REVIEW / OPPONENTS

RECORDS / AWARDS

RESULTS

HERES UTAH

LETTERWINNERS

- A -

Ahone, Sonja-86*-87-88-89
 Alfano, Elaine-82*-83*-84*-85*
 Allan, Kim-00-01-02-03
 Allex, Taylor-13

- B -

Baskett, Kristina-06-07-08-09
 Beers, Cortni-09-10-11-12
 Bijak, Daria-07-08-09-10
 Bowles, Shannon-98-99-01-02
 Brooks, Julie-76-77
 Bunk, Jean-77
 Burch, Alexia-18-19-20-21-22

- C -

Canary, Christa-81*-82*
 Caudle, Megan-93-94*-95*-96
 Chernich, Debbie-76-77-78-79
 Coleman, Shannon-79-80-81*-82*
 Cornell, Barbara-78-80
 Cotrill, Betsy-79-81*

- D -

Dabritz, Georgia-12-13-14-15
 Damianova, Nansy-11-12-13-14
 Deetscreek, Jamie-07-08-09-10
 Del Priore, Lia-11-12-13-14
 Delaney, Kelley-94*-95*-96-97
 Delaney, Kailah-12-14-15-16
 DiLuzio, Annie-07-08-09-10
 D'Oliveira, Dominique-03-04-05-06
 Donaldson, Jenny-91-92*
 Downs, Diana-78-79
 Duke, Jessica-05-06-07-08
 Dula, Hunter-19-20
 Dunbar, Diane-78-79

- E -

Eaker, Kara-22
 Eberle, Annabeth-02-03-04-05
 Ekdahl, Marilyn-98
 Ellingson, Diane-78-79-80-81*
 Elstun-Wood, Linda-87

- F -

Ford, Nicolle-04-05-06-07
 Frenz, Alysa-93-94*-95*-96

- G -

Gilstrap, Jaylene-21-22
 Graham, Deidra-99-00-01-02

- H -

Hall, Cammy-19-20-21-22
 Hammond, Mary-76
 Hammond, Margaret-76
 Hancock, Sandy-77
 Hansen, Hailee-11-12-13-14
 Harrington, Celeste-82*-83*-84*-85*
 Hermann, Tina-84*-85*-86*-87*
 Hilse, Michelle-87-88
 Hoffman, Jillian-20-21-22
 Hofmann, Gritt-03-04-05-06
 Huck, Eileen-78-79-80-81*
 Hughes, Breanna -13-14-15-16

- I -

Ilsa, Cristal-19-20-21-22

- J -

Johnson, Jacquelyn-09-10-11
 Johnson, Julie-79-80
 Jones, Denise-97-98-99-00

- K -

Kardos, Linda-81*-82*-83*-84*
 Keller, Amy-90*-91
 Kemp, Donna-80
 Kenoyer, Kristen-90*-91-92*-93
 Kever, Ashley-97-98-99-00
 Kim, Nina-06-07-08-09
 King, Meredith-91-92*-93-94*
 Kivisto, Katie-05-06-07-08
 Kobayashi, Fumina-10-11-12
 Kulikowski, Theresa-99-01-02-03

- L -

LaBatte, Tacia-01
 Lange, Haley-13-14-15
 LeBlanc, Emilie-20-21
 Leclerc, Veronique-01-02-03-04
 Lederer, Lynne-85*-86*-87-88
 Lee, Kari-15-17-18-19
 Leonard, Angie-96-97-98-99
 Lewis, Tiffani-15-16-17-18
 Lim, Stephanie-04-05
 Lofgren, Mary Beth-11-12-13-14
 Lopez, Kassandra-12-13-15-16
 Lothrop, Corrie-11-12-14-15

- M -

Mackie, Gael-08-09-10-11
 Marlowe, Missy-89-90*-91-92*
 Massoels, Patti-88-89
 May, Emily-80-81*-82*
 McAllister, Stephanie-09-10-11-12
 McCallum, Grace-22
 McCunniff, Megan-81*-82*-83*-84*
 McNatt, Shannon-16-17-18-19
 McVay, Lisa-85*-86*
 Medcalf, Annie-01-02
 Mercier, Jennifer-93-94*-96
 Merrell-Giles, MaKenna-16-17-18-19
 Metz, Suzanne-92*-93-94*-95*
 Milgrom, Cheryl-83*-84*
 Miller, Cathy-77
 Mitzel, Lisa-83*-84*-85*-86*
 Morgan, Amelie-22
 Moulder, Kris-87
 Muhaw, Erika-16-17-18

- N -

Neff, Stephanie-07-08
 Nicoloff, Natalie-03-04-05-06
 Northrop, Molly-96-97-98-99
 Northrop, Sarah-96-97-98-99
 Novak, Caralee-85*-86*-87

- O -

O'Keefe, Maile-20-21-22
 Olsen, Cathy-79-80
 Onodi, Gabriella-04-05-06

- P -

Partyka, Samantha-15-16
 Paulson, Abby-20-21-22
 Paul, Cindy-82*-83*-84*
 Pinnick, Kristi-88-89-90*
 Portell, Hilarie-86*-87-88-89
 Postell, Ashley-05-06-07-08

- R -

Randall, Adrienne-19-20-21-22
 Ratey, Rachael-76-77
 Reid, Summer-96-97
 Reinstadtler, Missy-17-18-19-20
 Richard, Tracy-90*-91-92*-93
 Riffanacht, Kristen-03-04-05-06
 Rizzo, Beth-07-08-09-10
 Robarts, Kyndal-08-09-10-12
 Roberts, Macey-17-18-19
 Rowe, Baely-14-15-16-17
 Rubinstein, Tory-79-80
 Rucker, Jaedyn-20-21-22

- S -

Sabado, Alani-21-22
 Sabo, Leah-00-01
 Schaerrer, Shelly-89-90*-91-92*
 Schatton, Angelika-97-98-99-00
 Schmidt, Jenny-97-99-00
 Schuberg, Carol-77-78
 Schwab, Sabrina-16-17
 Shanley, Victoria-11-12
 Shaw, Monica-95*
 Shelley, Wendy-89
 Shire, Sarah-07
 Skinner, MyKayla-17-18-19
 Smith, Denise-87
 Smith, Jessica-88-89-90*-91
 Sobotka, Sandy-84*-85*-86*-87
 Soloski, Sydney-18-19-20-21-22
 Sommer, Traci-95*-96-97-98
 Stanhope, Lucy-21-22
 Stednitz, Sue-82*-83*
 Stover, Maddy-15-16-17-18
 Stuart, Jill-87-88

- T -

Takahashi, Kris-87-88-89-90*
 Tanner, Lindsay-99-00-01-02
 Taylor, Kim-84*-87
 Tessen, Kim-17-18-19-20
 Thompson, Sage-22
 Tidd, Rachel-04-05
 Trepanier, Aimee-92*-93-94*-95*
 Trewitt, Nicole-87
 Turner, Andra-80-81*-82*
 Tutka, Becky-12-13-14-15

- V -

Vituj, Melissa-01-02-03-04

- W -

Wagner, Kylee-99-00-01-03
 Ware, Julie-77-78-79
 Weatherstone, Cheryl-85*-86*-87-88
 Wells, Missy-91-92*-93-94*
 Whiting, Wendy-82*-83*-84*-86*
 Wilson, Tory-12-13-14-15
 Wolf, Theresa-98-99-00-01
 Wolsey, Kelli-92*-93-94*
 Wong, Lauren-18-19
 Woolsey, Sandy-93-94*-95*-96

*Competed for national champion team

PAC-12 CHAMPIONSHIPS & AWARDS

2012 PAC-12 CHAMPIONSHIP

Salt Lake City, March 24
Attendance: 19,374

- | | |
|------------------|----------------|
| 1. UCLA | 197.425 |
| 2. Utah | 197.375 |
| 3. Oregon State | 197.025 |
| 4. Stanford | 196.825 |
| 5. Arizona | 195.900 |
| 6. Arizona State | 194.550 |
| 7. Washington | 194.125 |
| 8. California | 193.525 |

2013 PAC-12 CHAMPIONSHIP

Corvallis, Ore., March 23
Attendance: 4,313

- | | |
|------------------|----------------|
| 1. Oregon State | 197.850 |
| 2. UCLA | 197.375 |
| 3. Utah | 197.075 |
| 4. Stanford | 196.625 |
| 5. Washington | 195.875 |
| 6. Arizona | 195.525 |
| 7. California | 195.075 |
| 8. Arizona State | 193.425 |

2014 PAC-12 CHAMPIONSHIP

Berkeley, Calif., March 22
Attendance: 2,044

- | | |
|------------------|----------------|
| 1. Utah | 197.925 |
| 2. Stanford | 197.175 |
| 3. California | 196.550 |
| 4. UCLA | 196.525 |
| 5. Oregon State | 196.275 |
| 6. Arizona | 196.250 |
| 7. Arizona State | 195.500 |
| 8. Washington | 195.125 |

2015 PAC-12 CHAMPIONSHIP

Salt Lake City, March 21
Attendance: 23,568

- | | |
|------------------|----------------|
| 1. Utah | 198.150 |
| 2. UCLA | 197.350 |
| 3. Stanford | 197.175 |
| 4. Oregon State | 196.900 |
| 5. Arizona | 196.225 |
| 6. California | 196.150 |
| 7. Washington | 196.000 |
| 8. Arizona State | 192.700 |

2016 PAC-12 CHAMPIONSHIP

Seattle, March 19
Attendance: 4,941

- | | |
|------------------|----------------|
| 1. UCLA | 197.250 |
| 2. Utah | 196.925 |
| Oregon State | 196.925 |
| 4. California | 196.725 |
| 5. Stanford | 196.125 |
| 6. Arizona | 195.525 |
| 7. Washington | 195.300 |
| 8. Arizona State | 191.725 |



The Utes went back-to-back by winning the 2022 Pac-12 Championship in West Valley City.

2017 PAC-12 CHAMPIONSHIP

Stanford, Calif., March 18
Attendance: 5,678

- | | |
|------------------|----------------|
| 1. Utah | 197.925 |
| 2. Oregon State | 197.400 |
| 3. UCLA | 197.100 |
| Washington | 197.100 |
| 5. Stanford | 196.625 |
| 6. California | 196.300 |
| 7. Arizona | 196.275 |
| 8. Arizona State | 195.600 |

2018 PAC-12 CHAMPIONSHIP

Tucson, Ariz., March 24
Attendance: 4,902

- | | |
|------------------|----------------|
| 1. UCLA | 197.500 |
| 2. Utah | 197.350 |
| 3. California | 196.950 |
| 4. Washington | 196.750 |
| 5. Oregon State | 196.575 |
| 6. Arizona State | 196.425 |
| 7. Stanford | 196.350 |
| 8. Arizona | 195.825 |

2019 PAC-12 CHAMPIONSHIP

West Valley City, March 23
Attendance: 8,621

- | | |
|------------------|----------------|
| 1. UCLA | 198.400 |
| 2. Utah | 198.025 |
| 3. Oregon State | 196.600 |
| 4. California | 196.575 |
| 5. Arizona State | 196.400 |
| 6. Washington | 196.175 |
| 7. Stanford | 195.925 |
| 8. Arizona | 193.900 |

2021 PAC-12 CHAMPIONSHIP

West Valley City, Mar. 20
Attendance: N/A

- | | |
|------------------|----------------|
| 1. Utah | 197.725 |
| 2. California | 197.375 |
| 3. UCLA | 196.725 |
| 4. Arizona State | 196.375 |
| 5. Oregon State | 195.625 |
| 6. Arizona | 195.400 |
| 7. Stanford | 195.175 |
| 8. Washington | 194.400 |

2022 PAC-12 CHAMPIONSHIP

West Valley City, Mar. 19

- | | |
|------------------|----------------|
| 1. Utah | 198.000 |
| 2. California | 197.425 |
| 3. Oregon State | 197.250 |
| 4. UCLA | 196.950 |
| 5. Arizona State | 196.675 |
| 6. Washington | 196.400 |
| 7. Arizona | 196.375 |
| 8. Stanford | 196.000 |

PAC-12 AWARDS

2012

Freshman of the Year: Georgia Dabritz
Scholar-Athlete of the Year: Stephanie McAllister

2014

Coach of the Year: Greg Marsden/Megan Marsden
Gymnast of the Year: Tory Wilson
Specialist of the Year: Georgia Dabritz

2015

Coach of the Year: Greg Marsden/Megan Marsden
Gymnast of the Year: Georgia Dabritz
Scholar-Athlete of the Year: Georgia Dabritz

PAC-12 CHAMPIONSHIPS & AWARDS

2016

Specialist of the Year: Cassandra Lopez
 Freshman of the Year: Sabrina Schwab
 Scholar-Athlete of the Year: Breanna Hughes

2020

Coach of the Year: Tom Farden
 Specialist of the Year: Kim Tessen

2021

Gymnast of the Year: Maile O'Keefe
 Specialist of the Year: Alexia Burch

2022

Specialist of the Year: Maile O'Keefe

PAC-12 CHAMPIONS

2012

All-Around: Corrie Lothrop (39.625)
 Bars: Georgia Dabritz (9.95)

2014

All-Around: Tory Wilson (39.450)
 Vault: Georgia Dabritz (9.95)
 Bars: Georgia Dabritz (10.0)
 Floor: Georgia Dabritz/Nansy Damianova (9.95)

2015

All-Around: Georgia Dabritz (39.775)
 Vault: Tory Wilson (10.0)
 Bars: Corrie Lothrop (9.95)
 Floor: Georgia Dabritz (9.95)



MyKayla Skinner was a seven-time Pac-12 Conference champion.

2016

All-Around: Breanna Hughes (39.550)
 Vault: Breanna Hughes (9.975)
 Beam: Baely Rowe (9.95)
 Floor: Tiffani Lewis (9.925)

2017

All-Around: MyKayla Skinner (39.725)
 Vault: MyKayla Skinner (9.95), Tiffani Lewis (9.95)
 Floor: MyKayla Skinner (10.0)

2018

All-Around: MyKayla Skinner (39.675)
 Vault: MaKenna Merrell-Giles (9.95)
 Floor: MyKayla Skinner (9.95)

2019

Vault: MyKayla Skinner (9.95)
 Floor: MyKayla Skinner (10.0)

2021

All-Around: Maile O'Keefe (39.700)
 Bars: Maile O'Keefe (9.95), Cristal Isa (9.95)
 Beam: Maile O'Keefe (9.95), Cristal Isa (9.95), Abby Paulson (9.95)
 Floor: Maile O'Keefe (9.95), Jaedyn Rucker (9.95), Sydney Soloski (9.95)

2022

Vault: Alexia Burch (9.925)
 Bars: Grace McCallum (10.0)
 Beam: Abby Paulson (9.975)
 Floor: Grace McCallum (9.95)

ALL-PAC-12 CONFERENCE

2012

First Team
 Corrie Lothrop: All-Around
 Stephanie McAllister: All-Around
 Kailah Delaney: Vault
 Kyndal Robarts: Beam
 Georgia Dabritz: Floor

Second Team

Cortni Beers: Bars

2013

First Team
 Tory Wilson: All-Around
 Georgia Dabritz: All-Around
 Becky Tutka: Floor

Second Team

Mary Beth Lofgren: Beam
 Nansy Damianova: Floor

2014

First Team
 Tory Wilson: All-Around
 Georgia Dabritz: Vault, Bars, Floor
 Kailah Delaney: Vault
 Nansy Damianova: Bars, Floor

Second Team

Corrie Lothrop: Bars
 Becky Tutka: Floor

2015

First Team

Georgia Dabritz: All-Around
 Tory Wilson: All-Around
 Corrie Lothrop: Bars, Floor
 Kailah Delaney: Vault
 Kari Lee: Floor

Second Team

Kari Lee: Vault, Beam
 Cassandra Lopez: Bars
 Baely Rowe: Beam

2016

First Team

Breanna Hughes: All-Around
 Kailah Delaney: Vault
 Cassandra Lopez: Bars
 Baely Rowe: Bars
 Maddy Stover: Beam

Second Team

Tiffani Lewis: Vault, Floor
 Samantha Partyka: Vault
 Sabrina Schwab: Floor

2017

First Team

MyKayla Skinner: All-Around, Vault, Bars, Floor
 Baely Rowe: All-Around, Beam

Second Team

MaKenna Merrell: All-Around, Vault
 Baely Rowe: Vault, Bars, Floor
 Tiffani Lewis: Floor

2018

First Team

MyKayla Skinner: All-Around, Vault, Bars, Beam, Floor
 MaKenna Merrell-Giles: All-Around, Vault, Floor

Second Team

Missy Reinstadtler: All-Around
 Kim Tessen: Vault

2019

First Team

MyKayla Skinner: All-Around, Vault, Bars, Floor
 MaKenna Merrell-Giles: All-Around, Vault
 Kari Lee: Beam

Second Team

Kari Lee: All-Around, Vault
 MaKenna Merrell-Giles: Beam, Floor
 Macey Roberts: Vault
 MyKayla Skinner: Beam

2020

First Team

Cristal Isa: Bars, Beam
 Kim Tessen: Vault, Bars
 Alexia Burch: Vault
 Maile O'Keefe: Beam
 Abby Paulson: Beam
 Sydney Soloski: Floor

PAC-12 CHAMPIONSHIPS & AWARDS

Honorable Mention

Adrienne Randall: Beam
Missy Reinstadtler: Bars

2021

First Team

Maile O'Keefe: All-Around, Bars, Beam
Cristal Isa: Bars, Beam
Alexia Burch: Vault
Abby Paulson: Beam
Sydney Soloski: Floor

Honorable Mention

Jaedyn Rucker: Vault, Floor
Cammy Hall: Vault
Cristal Isa: All-Around

2022

First Team

Grace McCallum: All-Around, Vault, Bars, Beam, Floor
Cristal Isa: Beam
Maile O'Keefe: Beam
Alexia Burch: Vault
Abby Paulson: Beam
Jaedyn Rucker: Vault
Sydney Soloski: Floor
Lucy Stanhope: Vault
Sage Thompson: Bars

Honorable Mention

Cristal Isa: Bars
Maile O'Keefe: Floor
Amelie Morgan: Beam



Abby Paulson is the defending Pac-12 beam champion after winning consecutive titles in 2021 and 2022 at the conference championships.

PAC-12 WEEKLY AWARDS

Gymnast of the Week (Season)

Total	Name	Year
7*	MyKayla Skinner	2017
5	MyKayla Skinner	2018
4	Georgia Dabritz	2015
4	MyKayla Skinner	2019
4	Maile O'Keefe	2021
2	Tory Wilson	2014
2	Maile O'Keefe	2022
1	Corrie Lothrop	2012
1	Breanna Hughes	2016
1	MaKenna Merrell-Giles	2018
1	Cristal Isa	2022

*Pac-12 Record

Gymnast of the Week (Career)

Total	Name	Year
16*	MyKayla Skinner	2017-19
6	Georgia Dabritz	2012-15
6	Maile O'Keefe	2021-
3	Tory Wilson	2012-15

*Pac-12 Record

Specialist of the Week (Season)

Total	Name	Year
5	Georgia Dabritz	2014
4	Tory Wilson	2013
2	Kyndal Robarts	2012
2	Breanna Hughes	2016
2	Kim Tessen	2020
2	Sydney Soloski	2021
2	Cristal Isa	2022
2	Jaedyn Rucker	2022
1	Cortni Beers	2012
1	Kailah Delaney	2012
1	Lia Del Priore	2013
1	Corrie Lothrop	2015
1	Baely Rowe	2016
1	Adrienne Randall	2020
1	Alexia Burch	2021
1	Abby Paulson	2021
1	Jaedyn Rucker	2021
1	Sage Thompson	2022
1	Jillian Hoffman	2022
1	Maile O'Keefe	2022

Specialist of the Week (Career)

Total	Name	Year
8	Georgia Dabritz	2012-15
5	Tory Wilson	2012-15
3	Jaedyn Rucker	2020-
2	Kyndal Robarts	2012
2	Breanna Hughes	2013-16
2	Kim Tessen	2017-20
2	Sydney Soloski	2018-22
2	Cristal Isa	2019-

Freshman of the Week (Season)

Total	Name	Year
6*	MyKayla Skinner	2017
4	Sabrina Schwab	2016
2	Maile O'Keefe	2020
1	Breanna Hughes	2013
1	Cristal Isa	2019
1	Adrienne Randall	2019
1	Abby Paulson	2020
1	Amelie Morgan	2022
1	Grace McCallum	2022

*Pac-12 Record

UTAH NCAA INDIVIDUAL CHAMPIONS

BY NAME

Sue Stednitz

1982..... All-Around
Beam

Elaine Alfano

1982..... Vault
1983..... Vault
1985..... Vault

Megan McCunniff (Marsden)

1983..... All-Around
1984..... All-Around
Vault

Lisa Mitzel

1985..... Floor

Missy Marlowe

1991..... Beam
1992..... All-Around
Bars
Beam
Floor

Kristen Kenoyer

1992..... Vault

Sandy Woolsey

1994..... Bars

Summer Reid

1996..... Beam
1997..... Beam

Angie Leonard

1999..... Bars

Theresa Kulikowski

1999..... All-Around
Beam
2001..... Beam

Kristina Baskett

2006..... Bars

Ashley Postell

2007..... Beam

Georgia Dabritz

2015..... Bars

MyKayla Skinner

2017..... Floor
2018..... Vault

Maile O'Keefe

2021..... Bars
Floor

Jaedyn Rucker

2022..... Vault

BY EVENT

All-Around

Sue Stednitz..... 1982
Megan McCunniff (Marsden)..... 1983, 1984
Missy Marlowe..... 1992
Theresa Kulikowski..... 1999

Vault

Elaine Alfano..... 1982, 1983, 1985
Megan McCunniff (Marsden)..... 1984
Kristen Kenoyer..... 1992
MyKayla Skinner..... 2018
Jaedyn Rucker..... 2022

Bars

Missy Marlowe..... 1992
Sandy Woolsey..... 1994
Angie Leonard..... 1999
Kristina Baskett..... 2006
Georgia Dabritz..... 2015
Maile O'Keefe..... 2021

Beam

Sue Stednitz..... 1982
Missy Marlowe..... 1991, 1992
Summer Reid..... 1996, 1997
Theresa Kulikowski..... 1999, 2001
Ashley Postell..... 2007

Floor

Lisa Mitzel..... 1985
Missy Marlowe..... 1992
MyKayla Skinner..... 2017
Maile O'Keefe..... 2021

BY YEAR

1982 (3)

Sue Stednitz..... All-Around, Beam
Elaine Alfano..... Vault

1983 (2)

Elaine Alfano..... Vault
Megan McCunniff (Marsden)..... All-Around

1984 (2)

Megan McCunniff (Marsden)..... All-Around, Vault

1985 (2)

Elaine Alfano..... Vault
Lisa Mitzel..... Floor

1991 (1)

Missy Marlowe..... Beam

1992 (5)

Missy Marlowe .. All-Around, Bars, Beam, Floor
Kristen Kenoyer..... Vault

1994 (1)

Sandy Woolsey..... Bars

1996 (1)

Summer Reid..... Beam

1997 (1)

Summer Reid..... Beam

1999 (3)

Theresa Kulikowski..... All-Around, Beam
Angie Leonard..... Bars

2001 (1)

Theresa Kulikowski..... Beam

2006 (1)

Kristina Baskett..... Bars

2007 (1)

Ashley Postell..... Beam

2015 (1)

Georgia Dabritz..... Bars

2017 (1)

MyKayla Skinner..... Floor

2018 (1)


MyKayla Skinner..... Vault

2021 (2)

Maile O'Keefe..... Bars, Floor

2022 (1)

Jaedyn Rucker..... Vault



Missy Marlowe won a school-record five NCAA individual titles during her career from 1989-92.

INFORMATION

ATHLETE PROFILES

COACHES AND STAFF

REVIEW / OPPONENTS

RECORDS / AWARDS

RESULTS

HERE'S UTAH

UTAH ALL-AMERICANS

COMBINED NCAA & REGULAR SEASON AWARDS

26 (13 RS) . . . MyKayla Skinner
 20* Ashley Postell
 16 (8 RS) . . . Georgia Dabritz
 16 Kristen Kenoyer
 14 Theresa Kulikowski
 13 Amy Trepanier
 12 Kristina Baskett
 12 Missy Marlowe
 12 Megan McCuniff (Marsden)
11 (5 RS) . . . Maile O’Keefe
 11 Melissa Vituj
 10 Suzanne Metz
 9 Shannon Bowles
 9 Linda Kardos
 9 (5 RS) . . . MaKenna Merrell-Giles
 8 Daria Bijak
 8 Annabeth Eberle
 8 Nicolle Ford
 8 Lynne Lederer
 8 (1 RS) . . . Corrie Lothrop
 7 Shelly Schaerrer
 7 (5 RS) . . . Tory Wilson
 6 Deidra Graham
 6 Denise Jones
 6 Lisa Mitzel
 6 (2 RS) . . . Baely Rowe
 5 Elaine Alfano

5 Megan Caudle
 5 (2 RS) . . . Nancy Damianova
 5 (4 RS) . . . Breanna Hughes
5 (4 RS) . . . Cristal Isa
 5 Angie Leonard
 5 Stephanie McAllister
5 (3 RS) . . . Grace McCallum
 5 Tracy Richard
 5 (3 RS) . . . Sydney Soloski
 5 Sandy Woolsey
 4 Christa Canary
 4 Jamie Deetscreek
 4 Eileen Huck
 4 Veronique LeClerc
4 (3 RS) . . . Abby Paulson
 4 Summer Reid
 4 Traci Sommer
 4 Sue Stednitz
 4 (2 RS) . . . Becky Tutka
 4 Cheryl Weatherstone
 3 (2 RS) . . . Kailah Delaney
 3 Diane Ellingson
 3 Nina Kim
 3 Meredith King
 3 (1 RS) . . . Kari Lee
 3 Sandy Sobotka
 3 Missy Wells

3 Kelli Wolsey
 2 (1 RS) . . . Alexia Burch
 2 Annie DiLuzio
 2 Jenny Donaldson
 2 Tina Hermann
 2 Gritt Hofmann
 2 Kassandra Lopez
 2 Patti Massoels
 2 Molly Northrop
 2 Sarah Northrop
 2 Kristy Pinnick
 2 Kristen Riffanacht
 2 Kyndal Robarts
 2 Angelika Schatton
 2 Jessica Smith
 2 (2 RS) . . . Kim Tessen
 2 Rachel Tidd
 2 Theresa Wolf
 1 Kim Allan
 1 Shannon Coleman
 1 Lia Del Priore
 1 Jessica Duke
1 Kara Eaker
 1 Alysa Frenz
 1 Hailee Hansen
 1 Celeste Harrington
 1 Ashley Kever

1 Emilie LeBlanc
 1 Tiffani Lewis
 1 Mary Beth Lofgren
 1 Lisa McVay
 1 Samantha Partyka
 1 Missy Reinstadtler
 1 Beth Rizzo
1 Jaedyn Rucker
 1 Jenny Schmidt
 1 Sabrina Schwab
 1 Maddy Stover
 1 Jill Stuart
 1 Kris Takahashi
1 Sage Thompson
 1 Kylee Wagner

*Note: Total includes NCAA Championships and Regular Season *Record for NCAA Championships’ All-America awards (and the most possible)*

(RS)=Regular Season All-American (began in 2013)

ALPHABETICALLY

Alfano, Elaine (1982, 1983, 1984, 1985)
 Allan, Kim (2000)
 Baskett, Kristina (2006, 2007, 2008, 2009)
 Bijak, Daria (2007, 2008, 2009, 2010)
 Bowles, Shannon (1998, 1999, 2001, 2002)
 Burch, Alexia (2021, 2022)
 Canary, Christa (1982)
 Caudle, Megan (1994, 1995, 1996)
 Coleman, Shannon (1981)
 Dabritz, Georgia (2012, 2013, 2014, 2015)
 Damianova, Nansy (2013, 2014)
 Del Priore, Lia (2014)
 Deetscreek, Jamie (2009, 2010)
 Delaney, Kailah (2012, 2014, 2015)
 DiLuzio, Annie (2007, 2010)
 Donaldson, Jenny (1992)
 Duke, Jessica (2007)
 Eaker, Kara (2022)
 Eberle, Annabeth (2003, 2004, 2005)
 Ellingson, Diane (1980, 1981)
 Ford, Nicolle (2004, 2005, 2006, 2007)
 Frenz, Alysa (1994)
 Graham, Deidra (1999, 2000, 2001)
 Hansen, Hailee (2013)
 Harrington, Celeste (1985)
 Hermann, Tina (1985)
 Hofmann, Gritt (2005, 2006)
 Huck, Eileen (1980, 1981)
 Hughes, Breanna (2013, 2016)
 Isa, Cristal (2020, 2021, 2022)
 Jones, Denise (1998, 2000)
 Kardos, Linda (1981, 1982, 1983, 1984)

Kenoyer, Kristen (1990, 1991, 1992, 1993)
 Kever, Ashley (2000)
 Kim, Nina (2009)
 King, Meredith (1992, 1993, 1994)
 Kulikowski, Theresa (1999, 2001, 2002, 2003)
 LeBlanc, Emilie (2021)
 Leclerc, Veronique (2001, 2002, 2003)
 Lederer, Lynne (1985, 1986, 1987, 1988)
 Lee, Kari (2015)
 Leonard, Angie (1997, 1998, 1999)
 Lewis, Tiffani (2017)
 Lofgren, Mary Beth (2011)
 Lopez, Kassandra (2015, 2016)
 Lothrop, Corrie (2011, 2012, 2015)
 Marlowe, Missy (1989, 1990, 1991, 1992)
 Massoels, Patti (1988)
 McCallum, Grace (2022)
 McCuniff, Megan (1981, 1982, 1983, 1984)
 McAllister Stephanie (2010, 2011, 2012)
 McVay, Lisa (1986)
 Merrell-Giles, MaKenna (2017, 2018, 2019)
 Metz, Suzanne (1993, 1994, 1995)
 Mitzel, Lisa (1983, 1984, 1985, 1986)
 Northrop, Molly (1997, 1998)
 Northrop, Sarah (1996)
 O’Keefe, Maile (2020, 2021, 2022)
 Partyka, Samantha (2015)
 Paulson, Abby (2020, 2021, 2022)
 Pinnick, Kristi (1988, 1990)
 Postell, Ashley (2005, 2006, 2007, 2008)
 Reid, Summer (1996, 1997)
 Reinstadtler, Missy (2018)

Richard, Tracy (1990, 1991, 1992, 1993)
 Riffanacht, Kristen (2003, 2004)
 Rizzo, Beth (2007)
 Robarts, Kyndal (2008, 2010)
 Rowe, Baely (2016, 2017)
 Rucker, Jaedyn (2022)
 Schaerrer, Shelly (1989, 1990, 1991, 1992)
 Schatton, Angelika (2000)
 Schmidt, Jenny (2000)
 Schwab, Sabrina (2016)
 Skinner, MyKayla (2017, 2018, 2019)
 Smith, Jessica (1988, 1990)
 Sobotka, Sandy (1985, 1986)
 Soloski, Sydney (2018, 2020, 2021, 2022)
 Sommer, Traci (1995, 1997, 1998)
 Stednitz, Sue (1982)
 Stover, Maddy (2016)
 Stuart, Jill (1987)
 Takahashi, Kris (1987)
 Tessen, Kim (2020)
 Thompson, Sage (2022)
 Tidd, Rachel (2005)
 Trepanier, Aimee (1992, 1993, 1994, 1995)
 Tutka, Becky (2013, 2014)
 Vituj, Melissa (2001, 2002, 2003, 2004)
 Wagner, Kylee (2001)
 Weatherstone, Cheryl (1985, 1986, 1987)
 Wells, Missy (1993, 1994)
 Wilson, Tory (2012, 2013, 2014, 2015)
 Wolf, Theresa (2001)
 Wolsey, Kelli (1992, 1994)
 Woolsey, Sandy (1993, 1994, 1995)

UTAH ALL-AMERICANS

BY YEAR

1980

Eileen Huck (AA-6th, BB-6th, FX-2nd)
Diane Ellingson (AA-8th, UB-5th)

1981

Megan McCunniff (AA-4th, BB-3rd, FX-7th)
Linda Kardos (AA-6th, VT-7th, BB-6th)
Diane Ellingson (UB-2nd)
Shannon Coleman (BB-8th)
Eileen Huck (FX-5th)

1982

Sue Stednitz (AA-1st, VT-5th, BB-1st, FX-6th)
Christa Canary (AA-2nd, BB-2nd, UB-7th, FX-5th)
Megan McCunniff (VT-4th, BB-2nd)
Linda Kardos (UB-7th, FX-3rd)
Elaine Alfano (VT-1st)

1983

Megan McCunniff (AA-1st, VT-6th, UB-2nd, FX-7th)
Elaine Alfano (AA-5th, VT-1st)
Lisa Mitzel (AA-4th, BB-4th)
Linda Kardos (BB-2nd)

1984

Megan McCunniff (AA-1st, VT-1st, BB-7th)
Linda Kardos (AA-6th, UB-3rd, BB-3rd)
Elaine Alfano (VT-3rd)
Lisa Mitzel (FX-7th)

1985

Elaine Alfano (VT-1st)
Celeste Harrington (UB-2nd)
Lisa Mitzel (AA-5th, FX-1st, BB-6th)
Tina Hermann (UB-6th, BB-5th)
Sandy Sobotka (AA-5th, BB-8th)
Lynne Lederer (AA-7th, UB-4th, FX-5th)
Cheryl Weatherstone (FX-8th)

1986

Sandy Sobotka (BB-8th)
Lynne Lederer (FX-5th)
Cheryl Weatherstone (UB-7th, FX-8th)
Lisa McVay (VT-8th)

1987

Lynne Lederer (AA-4th, FX-3rd, BB-6th)
Kris Takahashi (BB-6th)
Jill Stuart (FX-6th)
Cheryl Weatherstone (UB-7th)

1988

Lynne Lederer (BB-6th)
Patti Massoels (AA-5th, UB-3rd)
Kristi Pinnick (UB-3rd)
Jessica Smith (AA-4th)

1989

Missy Marlowe (BB-4th, UB-4th)
Shelly Schaerrer (VT-8th)

1990

Shelly Schaerrer (AA-2nd, UB-2nd, FX-2nd)
Kristen Kenoyer (AA-3rd, VT-5th, BB-6th, FX-4th)
Kristi Pinnick (VT-2nd)
Missy Marlowe (UB-4th, FX-2nd)
Jessica Smith (BB-5th)
Tracy Richard (FX-8th)

1991

Missy Marlowe (AA-3rd, BB-1st, FX-3rd)
Kristen Kenoyer (AA-4th, UB-4th, BB-5th, FX-6th)
Shelly Schaerrer (AA-6th, UB-4th)
Tracy Richard (FX-7th)

1992

Missy Marlowe (AA-1st, UB-1st, BB-1st, FX-1st, VT-5th)
Kristen Kenoyer (AA-4th, VT-1st, UB-3rd, FX-4th, BB*)
Shelly Schaerrer (UB-3rd)
Jenny Donaldson (UB-8th, FX*)
Aimee Trepanier (FX-8th, UB*, BB*)
Kelli Wolsey (UB*, VT*)
Tracy Richard (FX*)
Meredith King (VT*)

1993

Aimee Trepanier (FX-4th, UB-9th, BB-11th)
Suzanne Metz (UB-INJ, FX-INJ)
Missy Wells (BB-4th)
Kristen Kenoyer (UB-5th, FX-7th, VT*)
Tracy Richard (VT-5th, FX-7th)
Sandy Woolsey (UB-8th)
Meredith King (VT*)

1994

Sandy Woolsey (UB-1st)
Suzanne Metz (VT-2nd, FX-5th, UB*)
Aimee Trepanier (AA-4th, UB-5th, FX-5th)
Missy Wells (BB-7th, VT-10th)
Megan Caudle (FX-5th)
Kelli Wolsey (UB-8th)
Alysa Frenz (UB*)
Meredith King (VT*)

1995

Suzanne Metz (AA-3rd, VT*, UB*, BB*, FX*)
Aimee Trepanier (AA-7th, FX-4th, UB*, BB*)
Megan Caudle (BB-2nd)
Sandy Woolsey (BB-11th)
Traci Sommer (BB-5th)

1996

Summer Reid (BB-1st, FX*)
Megan Caudle (VT-3rd, FX-9th, BB*)
Sandy Woolsey (UB-8th, AA*)
Sarah Northrop (AA-16th*, UB*)

1997

Summer Reid (BB-1st, FX*)
Traci Sommer (BB-3rd, AA*)
Angie Leonard (VT-4th, UB-6th)
Molly Northrop (BB*)

1998

Shannon Bowles (AA-8th, UB-4th, BB-4th)
Molly Northrop (UB-6th)
Traci Sommer (BB-7th)
Angie Leonard (UB-12th)
Denise Jones (AA*)

1999

Theresa Kulikowski (AA-1st, BB-1st, VT-2nd, FX-2nd, UB-11th)
Angie Leonard (UB-1st, FX*)
Shannon Bowles (BB-4th)
Deidra Graham (UB-10th)

2000

Denise Jones (AA-6th, FX-2nd, BB-4th, UB*, VT*)
Deidra Graham (AA-10th, BB-11th, FX*)
Angelika Schatton (AA*, BB-7th)
Jenny Schmidt (UB-5th)
Ashley Kever (FX*)
Kim Allan (BB*)

2001

Theresa Kulikowski (BB-1st, UB-3rd)
Melissa Vituj (BB-3rd, FX-8th, VT*)
Deidra Graham (AA-8th, BB*)
Theresa Wolf (AA-10th, BB-6th)
Shannon Bowles (BB-12th, FX*)
Veronique Leclerc (UB*)
Kylee Wagner (BB*)

2002

Theresa Kulikowski (AA-3rd, BB-3rd, UB-5th, FX-11th, VT*)
Shannon Bowles (AA-6th, FX-3rd, BB-7th)
Melissa Vituj (FX-14th, BB*, VT*)
Veronique Leclerc (UB*)

2003

Annabeth Eberle (AA-4th, VT-6th, UB*)
Melissa Vituj (FX-9th, AA*)
Veronique Leclerc (UB-3rd, VT*)
Theresa Kulikowski (UB-1st#, BB-2nd#)
Kristen Riffanacht (VT*)

2004

Nicolle Ford (UB-4th, BB-12th, AA*)
Melissa Vituj (FX-3rd, AA*, BB*)
Annabeth Eberle (VT-2nd)
Kristen Riffanacht (BB*)

UTAH ALL-AMERICANS

2005

Annabeth Eberle (AA-7th, VT-6th, FX-8th, UB*)
 Ashley Postell (AA-3rd, UB-3rd, VT-INJ,
 BB-INJ, FX*)
 Rachel Tidd (UB-3rd, AA*)
 Gritt Hofmann (FX-10th)
 Nicolle Ford (UB*)

2006

Ashley Postell (AA-2nd, VT-8th, UB-5th,
 BB-7th, FX-INJ)
 Nicolle Ford (VT-7th, UB-6th, AA*)
 Kristina Baskett (UB-1st, VT*)
 Gritt Hofmann (VT-10th)

2007

Ashley Postell (AA-2nd, BB-1st, FX-3rd,
 UB-7th, VT*)
 Annie DiLuzio (VT-2nd)
 Kristina Baskett (UB-4th)
 Daria Bijak (UB-8th)
 Nicolle Ford (VT-12th)
 Beth Rizzo (FX-12th)
 Jessica Duke (UB*)

2008

Ashley Postell (AA-2nd, BB-2nd, FX-4th,
 UB-16th, VT*)
 Kristina Baskett (AA-3rd, VT-2nd, UB-6th,
 FX-14th/INJ)
 Daria Bijak (AA-15th*, FX*)
 Kyndal Robarts (VT-10th)

2009

Kristina Baskett (AA-2nd, VT-3rd, UB-3rd,
 BB-3rd, FX*)
 Daria Bijak (FX-5th, AA*, UB*)
 Nina Kim (AA*, VT*, UB*)
 Jamie Deetscreek (UB*)

2010

Kyndal Robarts (BB-5th)
 Daria Bijak (AA-7th, UB-11th)
 Jamie Deetscreek (BB-7th, AA*, UB*)
 Annie DiLuzio (FX-7th)
 Stephanie McAllister (UB*)

2011

Stephanie McAllister (VT-13th, AA*)
 Mary Beth Lofgren (BB-5th)
 Corrie Lothrop (AA*, BB*)

2012

Stephanie McAllister (AA-9th, VT*)
 Corrie Lothrop (AA-11th), UB*, FX*)
 Kailah Delaney (VT-9th)
 Georgia Dabritz (VT-10th)
 Tory Wilson (VT*)

2013

Georgia Dabritz (AA-7th, UB-2nd, VT-RS, UB-RS*)
 Nancy Damianova (FX-8th, UB-9th)
 Tory Wilson (VT-8th, VT-RS)
 Hailee Hansen (UB*)
 Breanna Hughes (BB*)
 Becky Tutka (FX*, FX-RS*)

2014

Georgia Dabritz (VT-9th, UB*, VT-RS,
 UB-RS, FX-RS)
 Nancy Damianova (FX-13th, UB-RS*, FX-RS*)
 Becky Tutka (FX-11th, FX-RS*)
 Lia Del Priore (FX*)
 Kailah Delaney (VT-RS)
 Tory Wilson (VT-RS, AA-RS*)

2015

Georgia Dabritz (UB-1st, FX-5th, VT*, VT-RS,
 UB-RS, FX-RS*)
 Kari Lee (VT-5th, FX-14th, BB-RS*)
 Corrie Lothrop (AA*, UB*, UB-RS*)
 Kassandra Lopez (UB*)
 Samantha Partyka (VT*)
 Tory Wilson (VT-RS, AA-RS*)
 Kailah Delaney (VT-RS*)

2016

Kassandra Lopez (UB-4th)
 Baely Rowe (AA*, BB*)
 Sabrina Schwab (UB*)
 Breanna Hughes (AA-RS, VT-RS*, UB-RS*,
 FX-RS*)
 Maddy Stover (BB-RS*)

2017

MyKayla Skinner (FX-1st, AA-2nd, VT-5th,
 BB-8th, AA-RS, VT-RS, UB-RS, FX-RS)
 Baely Rowe (FX-10th, AA*, AA-RS, BB-RS*)
 MaKenna Merrell (AA*, BB*, FX*)
 Tiffani Lewis (VT*)

2018


MyKayla Skinner (VT-1st, AA-2nd, BB-4th,
 FX-5th, UB*, AA-RS, VT-RS, FX-RS,
 UB-RS*, BB-RS*)
 Missy Reinstadtler (AA*)
 Sydney Soloski (FX*)
 MaKenna Merrell-Giles (AA-RS, VT-RS, FX-RS)

2019

MyKayla Skinner (VT-5th, FX-5th, UB-6th, AA-
 7th, AA-RS, VT-RS, UB-RS, FX-RS)
 MaKenna Merrell-Giles (VT-8th, VT-RS, AA-RS*)

2020

Cristal Isa (UB-RS*, BB-RS*)
 Kim Tessen (VT-RS*, UB-RS*)
 Maile O'Keefe (BB-RS*)
 Abby Paulson (BB-RS*)
 Sydney Soloski (FX-RS*)



Ashley Postell is the only 20-time All-American in NCAA Championships history, winning the most NCAA awards possible in a career.

2021

Maile O'Keefe (UB-1st, FX-1st, AA*, AA-RS, BB-
 RS, UB-RS*)
 Sydney Soloski (FX*, FX-RS)
 Cristal Isa (UB*, BB-RS*)
 Emilie LeBlanc (UB*)
 Abby Paulson (BB-RS)
 Alexia Burch (VT-RS*)

2022

Grace McCallum (AA, FX, AA-RS, UB-RS, FX-RS*)
 Maile O'Keefe (AA, BB, UB*, BB-RS)
 Abby Paulson (BB, BB-RS*)
 Alexia Burch (VT)
 Jaedyn Rucker (VT)
 Kara Eaker (BB)
 Sage Thompson (UB*)
 Cristal Isa (BB-RS)
 Sydney Soloski (FX-RS)

LEGEND

*Second Team (began in 1992)
 INJ-Missed event finals due to injury
 RS-Regular Season All-American (began in 2013)
 RS*-Regular Season Second-Team All-American
 (began in 2013)
 Note: All-America awards prior to 1980 are
 not available



RESULTS

REGULAR SEASON RESULTS

YEAR BY YEAR RECORD

Year	Overall Record	Regular Season	Conference Championship	Regional Finish	National Finish
1976	25-13	5-3		2nd	10th
1977	24-11-1	10-2-1		2nd	9th
1978	24-11	11-5		2nd	6th
1979	32-9	14-6		1st	4th
1980	49-2	28-1		1st	2nd
1981	45-2	27-2		1st	1st
1982	22-3	11-2		2nd	1st
1983	34-3	20-2		2nd	1st
1984	31-2	17-2		1st	1st
1985	27-1	13-1		1st	1st
1986	27-1	10-1	1st HCAC	1st	1st
1987	29-4	11-2	1st HCAC	2nd	2nd
1988	32-4	13-3	1st HCAC	1st	2nd
1989	28-6	10-2	1st HCAC	1st	5th
1990	35-1	13-1	1st HCAC	1st	1st
1991	29-2	9-1	1st WAC	1st	2nd
1992	33-1	12-1	1st WAC	1st	1st
1993	31-2	13-0	1st WAC	1st	3rd
1994	28-2	13-1		1st	1st
1995	30-3	16-1		1st	1st
1996	22-4-1	10-1		1st	3rd (tie)
1997	19-3-1	11-1		1st	7th
1998	18-8	7-3		1st	4th
1999	18-5	12-1		2nd	7th
2000	23-6	10-4		1st	2nd
2001	22-6-2	13-1-1		1st	5th (tie)
2002	21-5	9-2		1st	4th
2003	16-11	7-5		1st	6th
2004	21-8	13-1		1st	6th
2005	25-4	12-2		1st	3rd
2006	22-6	11-2		2nd	2nd
2007	27-4	13-3		1st	2nd
2008	25-3	12-1		1st	2nd
2009	22-5-1	12-1		1st	3rd
2010	19-10	11-3		2nd	6th
2011	16-10	8-3		2nd	5th
2012	23-9	7-3	2nd Pac-12	1st	5th
2013	20-9-1	10-2-1	3rd Pac-12	2nd	9th
2014	24-6	10-3	1st Pac-12	1st	7th
2015	30-3-1	11-1	1st Pac-12	2nd	2nd
2016	19-7-1	9-1	2nd-T Pac-12	1st	9th
2017	26-8	10-2	1st Pac-12	1st	5th
2018	24-10	9-3	2nd	1st	5th
2019	21-8	10-3	2nd	2nd	7th
2020	11-0	11-0	-/1st (RS)	-	-
2021	26-4	10-1	1st/1st (RS)	1st	3rd
2022	26-6	10-3	1st	1st	3rd
Totals	1201-251-9	544-94-3			

HEAD COACHES

Greg Marsden: 1976-2015
 Megan Marsden: 2010-2019
 Tom Farden: 2016-present

CONFERENCE AFFILIATIONS

High Country Athletic Conference (1986-1990)
 Western Athletic Conference (1991-93)
 Pac-12 Conference (2012-present)

1976 (5-3)

Jan. 17	Cal State-Long Beach	W	97.75-89.70	Salt Lake City
	Brigham Young	W	97.75-81.050	Salt Lake City
Jan. 22	Cal State-Fullerton	L	96.10-105.150	Salt Lake City
	Southern Illinois	L	96.10-103.950	Salt Lake City
	Nevada	W	96.10-94.500	Salt Lake City
Jan. 31	Colorado	L	98.70-98.850	Salt Lake City
Feb. 3	Colorado	W	100.980-100.180	Salt Lake City
	Brigham Young	W	100.980-92.75	Salt Lake City

1977 (10-2-1)

Jan. 22	Cal State-Fullerton	L	136.950-140.950	Salt Lake City
	Arizona	W	136.950-128.750	Salt Lake City
	UCLA	W	136.950-128.150	Salt Lake City
	Brigham Young	W	136.950-66.60	Salt Lake City
Jan. 28	Colorado	W	132.650-118.700	Boulder, Colo.
Jan. 29	Northern Colorado	W	134.350-131.850	Fort Collins, Colo.
	Colorado State	W	134.350-95.85	Fort Collins, Colo.
Feb. 4	UTEP	W	137.500-100.300	Salt Lake City
Feb. 5	New Mexico	W	138.100-130.850	Salt Lake City
Feb. 11	Arizona State	T	136.950-136.950	Tempe, Ariz.
Feb. 12	Arizona	W	135.000-130.000	Tucson, Ariz.
	Cal-Hayward	W	135.000-124.000	Tucson, Ariz.
Feb. 23	Southern Illinois	L	138.000-138.050	Carbondale, Ill.

1978 (11-5)

Jan. 7	Brigham Young	W	139.900-n/a	n/a
Jan. 14	Southern Illinois	W	140.250-133.55	Salt Lake City
Jan. 27	Arizona State	W	143.800-138.65	Salt Lake City
	Weber State	W	143.800-104.30	Salt Lake City
Jan. 28	Arizona	W	144.600-135.05	Salt Lake City
	Washington	W	144.600-134.20	Salt Lake City
	Weber State	W	144.600-98.92	Salt Lake City
Feb. 3	Utah State	W	144.000-141.00	Salt Lake City
	Colorado	W	144.000-138.65	Salt Lake City
Feb. 4	Utah State	L	106.450-142.00	Logan, Utah
	Northern Colorado	L	106.450-126.10	Logan, Utah
	Colorado State	L	106.450-122.65	Logan, Utah
Feb. 9	New Mexico	W	138.950-135.50	Albuquerque, N.M.
Feb. 10	UTEP	W	140.000-128.00	El Paso, Texas
Feb. 24	Cal State-Fullerton	L	143.250-146.85	Salt Lake City
	SW Missouri State	L	143.250-146.40	Salt Lake City

1979 (14-6)

Jan. 12	Utah State	L	129.500-136.150	Logan, Utah
	Brigham Young	W	129.500-127.050	Logan, Utah
Jan. 19	Brigham Young	W	134.050-126.480	Salt Lake City
	New Mexico	W	134.050-124.700	Salt Lake City
Jan. 20	Brigham Young	W	138.900-138.850	Provo, Utah
	UTEP	W	138.900-120.050	Provo, Utah
Jan. 26	Utah State	L	129.300-133.650	Tucson, Ariz.
	Arizona	W	129.300-127.950	Tucson, Ariz.
Jan. 27	Utah State	W	132.100-131.700	Tempe, Ariz.
	Arizona State	W	132.100-131.550	Tempe, Ariz.
	Oregon State	L	132.100-134.350	Tempe
Feb. 2	Colorado State	W	129.900-121.400	Ft. Collins, Colo.
Feb. 3	Colorado	L	130.850-131.450	Greeley, Colo.
	Northern Colorado	W	130.850-129.300	Greeley, Colo.
Feb. 6	USC	W	140.400-133.750	Salt Lake City
Feb. 10	UCLA	W	134.000-131.650	Salt Lake City
Feb. 20	Cal State-Fullerton	L	138.400-142.700	Salt Lake City
	Clarion	L	138.400-141.750	Salt Lake City
	SW Missouri State	W	138.400-134.450	Salt Lake City
Mar. 3	Arizona	W	138.700-120.800	Salt Lake City

REGULAR SEASON RESULTS

1980 (28-1)

Jan. 25	Colorado State	W	141.500-121.750	Salt Lake City
	Colorado	W	141.500-119.100	Salt Lake City
Jan. 26	Northern Colorado	W	142.600-130.600	Salt Lake City
Feb. 1	Utah State	W	140.800-133.100	Albuquerque, N.M.
	New Mexico	W	140.800-132.650	Albuquerque, N.M.
Feb. 2	Utah State	W	134.900-134.150	El Paso, Texas
	UTEP	W	134.900-119.450	El Paso, Texas
Feb. 7	Arizona State	W	144.550-139.750	Salt Lake City
	LSU	W	144.550-133.950	Salt Lake City
Feb. 9	Arizona State	W	144.500-139.950	Logan, Utah
	LSU	W	144.500-138.150	Logan, Utah
	Brigham Young	W	144.500-137.550	Logan, Utah
	Utah State	W	144.500-136.550	Logan, Utah
	Stanford	W	144.500-134.150	Logan, Utah
	Arizona	W	144.500-132.200	Logan, Utah
Feb. 22	Oregon State	W	144.450-142.700	Salt Lake City
	Oklahoma State	W	144.450-135.300	Salt Lake City
	Iowa State	W	144.450-130.950	Salt Lake City
Feb. 27	Cal State-Fullerton	L	143.300-146.600	Fullerton, Calif.
Feb. 29	UCLA	W	145.100-143.200	Los Angeles
	Minnesota	W	145.100-140.150	Los Angeles
	USC	W	145.100-139.150	Los Angeles*
	Utah State	W	145.100-137.700	Los Angeles
	Arizona	W	145.100-136.550	Los Angeles
	California	W	145.100-126.350	Los Angeles
	San Jose State	W	145.100-123.950	Los Angeles
Mar. 1	Penn State	W	146.200-145.200	Los Angeles
	USC	W	146.200-138.500	Los Angeles
Mar. 7	San Diego State	W	145.200-135.450	Salt Lake City

1981 (27-2)

Jan. 30	New Mexico	W	147.900-134.300	Salt Lake City
	UTEP	W	147.900-120.750	Salt Lake City
Feb. 2	Oregon State	W	147.950-144.800	Salt Lake City
	UCLA	W	147.950-145.250	Salt Lake City
	Brigham Young	W	147.950-137.650	Salt Lake City
Feb. 7	Washington	W	147.180-137.300	Salt Lake City
	Jacksonville State	W	147.180-136.750	Salt Lake City
	Illinois	W	147.180-134.650	Salt Lake City
Feb. 9	Utah State	W	150.220-140.300	Logan, Utah
	Brigham Young	W	150.220-140.150	Logan, Utah
	Washington	W	150.220-139.000	Logan, Utah
	Jacksonville State	W	150.220-136.550	Logan, Utah
	Northern Colorado	W	150.220-134.500	Logan, Utah
	Montana State	W	150.220-123.600	Logan, Utah
Feb. 15	UCLA	W	143.100-142.750	Los Angeles
	Oregon State	W	143.100-142.100	Los Angeles
	Arizona State	W	143.100-141.300	Los Angeles
	USC	W	143.100-140.550	Los Angeles*
	Minnesota	W	143.100-132.350	Los Angeles
	California	W	143.100-119.650	Los Angeles
Feb. 18	San Diego State	W	147.750-140.850	San Diego, Calif.
Feb. 20	USC	W	146.600-142.100	Los Angeles
Feb. 21	Cal State-Fullerton	L	146.400-146.550	Fullerton, Calif.
Feb. 27	Utah State	W	148.200-140.950	Salt Lake City
	Minnesota	W	148.200-135.100	Salt Lake City
Feb. 28	Cal State-Fullerton	W	150.400-145.100	Salt Lake City
Mar. 11	Penn State	L	146.550-147.450	University Park
Mar. 13	Oregon State	W	147.700-147.400	Corvallis
Mar. 14	Oregon	W	148.650-140.150	Eugene, Ore.

*at UCLA

1982 (11-2)

Jan. 25	Arizona State	W	146.850-144.350	Salt Lake City
Feb. 10	Arizona State	L	147.300-147.850	Tempe, Ariz.
Feb. 12	Oregon State	W	146.200-145.080	Corvallis, Ore.
Feb. 15	Cal State-Fullerton	W	150.350-146.650	Salt Lake City
Feb. 20	UCLA	W	149.750-144.500	Salt Lake City
	San Diego State	W	149.750-143.900	Salt Lake City
Feb. 22	USC	W	149.300-144.700	Salt Lake City
Feb. 27	Cal State-Fullerton	W	147.000-146.250	Los Angeles
	UCLA	W	147.000-145.050	Los Angeles
	USC	W	147.000-149.950	Los Angeles*
Feb. 28	Cal State-Fullerton	L	146.250-146.550	Fullerton, Calif.
Mar. 8	Oregon State	W	149.650-147.200	Salt Lake City
	Penn State	W	149.650-146.700	Salt Lake City

*at UCLA

1983 (20-2)

Jan. 17	Utah State	W	181.750-170.300	Salt Lake City
Jan. 24	Oregon State	W	183.850-179.500	Salt Lake City
Jan. 28	Missouri	W	181.950-173.700	Columbia, Mo.
Feb. 1	Arizona State	L	184.800-188.550	Tempe, Ariz.
Feb. 7	San Diego State	W	184.700-171.750	Salt Lake City
Feb. 11	UCLA	W	186.950-180.550	Salt Lake City
Feb. 15	Washington	W	185.050-173.750	Salt Lake City
Feb. 20	UCLA	W	182.800-178.850	Los Angeles
	USC	W	182.800-178.850	Los Angeles*
	Cal State-Northridge	W	182.800-171.300	Los Angeles
	Maryland	W	182.800-166.400	Los Angeles
Feb. 23	San Diego State	W	184.400-177.350	San Diego, Calif.
Feb. 25	Arizona State	L	183.400-185.050	Corvallis, Ore.
	Oregon State	W	183.400-180.550	Corvallis, Ore.
	USC	W	183.400-176.200	Corvallis, Ore.
	Georgia	W	183.400-175.000	Corvallis, Ore.
	Nebraska	W	183.400-169.000	Corvallis, Ore.
	Michigan	W	183.400-167.350	Corvallis, Ore.
Feb. 28	California	W	184.500-180.000	Berkeley, Calif.
Mar. 7	Arizona State	W	186.200-184.350	Salt Lake City
Mar. 9	Utah State	W	180.900-178.550	Logan, Utah
Mar. 14	Brigham Young	W	185.250-178.200	Salt Lake City

*at UCLA

1984 (17-2)

Jan. 21	Arizona State	W	189.600-184.400	Salt Lake City
Jan. 31	UCLA	W	187.050-183.200	Salt Lake City
Feb. 3	Arizona State	L	187.950-188.700	Tempe, Ariz.
	Oregon State	W	187.950-179.650	Tempe, Ariz.
Feb. 6	Utah State	W	190.900-180.250	Salt Lake City
	Minnesota	W	190.900-178.050	Salt Lake City
Feb. 13	USC	W	185.000-173.250	Salt Lake City
Feb. 18	Oregon State	W	184.850-178.900	Corvallis, Ore.
Feb. 20	Cal State-Fullerton	W	188.050-183.050	Salt Lake City
Mar. 2	UCLA	W	186.550-185.050	Los Angeles
Mar. 3	Cal State-Fullerton	L	185.400-187.150	Fullerton, Calif.
	Penn State	W	185.400-181.850	Fullerton, Calif.
	Utah State	W	185.400-180.600	Fullerton, Calif.
Mar. 5	Penn State	W	185.300-179.500	Los Angeles
	USC	W	185.300-178.500	Los Angeles
Mar. 8	Utah State	W	186.700-180.500	Logan, Utah
	Penn State	W	186.700-179.100	Logan, Utah
Mar. 12	Florida	W	189.350-183.950	Salt Lake City
	Oregon State	W	189.350-182.650	Salt Lake City

INFORMATION

ATHLETE PROFILES

COACHES AND STAFF

REVIEW / OPPONENTS

RECORDS / AWARDS

RESULTS

HERE'S UTAH

REGULAR SEASON RESULTS

1985 (13-1)

Jan. 12	UCLA	W	187.900-180.150	Salt Lake City
Jan. 18	Oregon State	W	188.650-184.750	Salt Lake City
Jan. 26	Arizona State	L	186.900-188.500	Tempe, Ariz.
Jan. 31	Washington	W	184.750-180.450	Seattle
	San Jose State	W	184.750-168.800	Seattle, Wash.
Feb. 2	Oregon State	W	184.150-184.000	Corvallis, Ore.
Feb. 9	Utah State	W	189.700-176.400	Salt Lake City
Feb. 15	Cal State-Fullerton	W	187.200-186.350	Fullerton, Calif.
Feb. 16	UCLA	W	185.700-177.350	Los Angeles
Feb. 22	Arizona State	W	190.150-186.900	Salt Lake City
Feb. 28	Washington	W	187.500-182.100	Salt Lake City
Mar. 5	Utah State	W	186.700-180.950	Logan, Utah
Mar. 11	Alabama	W	189.100-187.500	Salt Lake City
	Cal State-Fullerton	W	189.100-187.250	Salt Lake City

1986 (10-1)

Jan. 24	Washington	W	186.050-182.550	Salt Lake City
	California	W	186.050-180.150	Salt Lake City
Feb. 3	LSU	W	187.700-178.250	Salt Lake City
Feb. 10	Arizona State	W	188.750-186.100	Salt Lake City
Feb. 21	Washington	W	186.150-184.050	Seattle, Wash.
Feb. 28	Arizona State	L	185.000-186.950	Tempe, Ariz.
Mar. 4	Utah State	W	188.750-184.050	Salt Lake City
Mar. 10	Utah State	W	186.250-183.850	Logan, Utah
	Cal State-Long Beach	W	186.250-170.500	Logan, Utah
	Washington State	W	186.250-138.850	Logan, Utah
Mar. 17	Cal State-Fullerton	W	188.400-186.350	Salt Lake City

High Country Athletic Conference Championships (3-0, 1st)

Mar. 22	Utah State	W	186.850-181.150	Salt Lake City
	Brigham Young	W	186.850-177.750	Salt Lake City
	New Mexico	W	186.850-171.600	Salt Lake City

1987 (11-2)

Jan. 19	Arizona State	W	188.500-180.800	Salt Lake City
Jan. 26	Utah State	W	189.000-184.700	Salt Lake City
	Washington	W	189.000-182.650	Salt Lake City
Feb. 2	Nebraska	W	189.750-184.250	Salt Lake City
Feb. 13	Cal State-Fullerton	W	183.850-180.900	Fullerton, Calif.
	Stanford	W	183.850-176.750	Fullerton, Calif.
Feb. 21	Alabama	L	187.950-188.700	Tuscaloosa, Ala.
Feb. 27	Cal State-Fullerton	W	188.050-183.900	Salt Lake City
Mar. 4	Arizona State	L	188.150-188.750	Tempe, Ariz.
Mar. 9	Alabama	W	190.950-187.350	Salt Lake City
	Oklahoma	W	190.950-187.300	Salt Lake City
	UCLA	W	190.950-186.100	Salt Lake City
Mar. 14	Washington	W	184.700-182.250	Seattle, Wash.

High Country Athletic Conference Championships (3-0, 1st)

Mar. 28	New Mexico	W	187.750-185.500	Albuquerque, N.M.
	Utah State	W	187.750-184.850	Albuquerque, N.M.
	Brigham Young	W	187.750-178.550	Albuquerque, N.M.

1988 (13-3)

Jan. 18	Oklahoma	W	187.000-184.600	Salt Lake City
Jan. 29	Arizona State	W	185.600-185.250	Tempe, Ariz.
	Washington	W	185.600-182.350	Tempe, Ariz.
	Utah State	W	185.600-180.750	Tempe, Ariz.
Feb. 6	Alabama	L	186.850-188.950	Tuscaloosa, Ala.
	Georgia	L	186.850-188.950	Tuscaloosa, Ala.
	Wisconsin	W	186.850-180.150	Tuscaloosa, Ala.
	Minnesota	W	186.850-177.300	Tuscaloosa, Ala.
Feb. 14	Oklahoma	W	189.800-186.150	Norman, Okla.
Feb. 22	Utah State	W	190.550-185.600	Salt Lake City
	Cal State-Fullerton	W	190.550-185.450	Salt Lake City
	Nebraska	W	190.550-185.200	Salt Lake City
Feb. 29	Arizona State	W	190.750-186.700	Salt Lake City
Mar. 4	Cal State-Fullerton	L	184.850-185.400	Fullerton, Calif.
	Washington	W	184.850-179.650	Fullerton, Calif.
Mar. 14	Alabama	W	190.500-188.800	Salt Lake City

High Country Athletic Conference Championships (3-0, 1st)

Mar. 26	Utah State	W	190.900-186.400	Logan, Utah
	Brigham Young	W	190.900-185.000	Logan, Utah
	New Mexico	W	190.900-184.500	Logan, Utah

1989 (10-2)

Jan. 16	Utah State	W	187.600-181.450	Salt Lake City
	Iowa	W	187.600-178.750	Salt Lake City
Jan. 23	Arizona State	W	189.350-187.250	Salt Lake City
Jan. 30	Alabama	W	191.550-187.550	Salt Lake City
Feb. 5	Oklahoma	L	190.550-190.700	Norman, Okla.
Feb. 11	Arizona State	W	190.200-189.750	Tempe, Ariz.
Feb. 18	Alabama	L	192.550-194.300	Tuscaloosa, Ala.
Feb. 27	Oklahoma	W	191.000-187.350	Salt Lake City
	Stanford	W	191.000-181.900	Salt Lake City
	New Mexico	W	191.000-180.250	Salt Lake City
Mar. 4	Utah State	W	191.600-188.900	Logan, Utah
Mar. 13	Brigham Young	W	192.800-189.050	Salt Lake City

High Country Athletic Conference Championships (5-0, 1st)

Mar. 18	Brigham Young	W	191.800-188.800	Provo, Utah
	Utah State	W	191.800-186.600	Provo, Utah
	Boise State	W	191.800-186.150	Provo, Utah
	New Mexico	W	191.800-184.500	Provo, Utah
	Denver	W	191.800-181.600	Provo, Utah

1990 (13-1)

Jan. 13	Brigham Young	W	191.150-186.100	Provo, Utah
	Denver	W	191.150-178.750	Provo, Utah
Jan. 19	Utah State	W	191.950-184.550	Salt Lake City
Jan. 27	Oregon State	W	189.600-189.050	Corvallis, Ore.
Feb. 4	Oklahoma	W	191.900-187.200	Norman, Okla.
Feb. 12	Oregon State	W	193.400-187.150	Salt Lake City
Feb. 19	Alabama	W	193.750-192.100	Salt Lake City
Feb. 26	Brigham Young	W	193.300-188.150	Salt Lake City
	Penn State	W	193.300-185.950	Salt Lake City
	Iowa State	W	193.300-181.750	Salt Lake City
Mar. 3	Alabama	L	192.150-192.300	Tuscaloosa, Ala.
Mar. 10	West Virginia	W	193.100-185.550	Salt Lake City
	Oklahoma	W	193.100-185.100	Salt Lake City
Mar. 17	Utah State	W	191.450-189.050	Logan, Utah

High Country Athletic Conference Championships (5-0, 1st)

Mar. 24	Brigham Young	W	194.500-188.900	Salt Lake City
	Utah State	W	194.500-188.850	Salt Lake City
	New Mexico	W	194.500-188.000	Salt Lake City
	Denver	W	194.500-186.500	Salt Lake City
	Boise State	W	194.500-184.550	Salt Lake City

REGULAR SEASON RESULTS

1991 (9-1)

Jan. 14	Oregon State	W	193.350-189.750	Salt Lake City
Jan. 21	Brigham Young	W	194.550-188.250	Salt Lake City
Jan. 25	Georgia	W	193.550-193.500	Athens, Ga.
Feb. 2	Utah State	W	195.600-190.600	Salt Lake City
Feb. 11	Cal State-Fullerton	W	193.950-186.800	Salt Lake City
Feb. 15	Oregon State	L	193.700-193.950	Corvallis, Ore.
Feb. 20	Utah State	W	192.400-190.800	Logan, Utah
Mar. 1	Cal State-Fullerton	W	193.900-186.850	Fullerton, Calif.
Mar. 9	Georgia	W	194.650-193.250	Salt Lake City
Mar. 16	Brigham Young	W	195.250-193.550	Provo, Utah

Western Athletic Conference Championships (4-0, 1st)

Mar. 23	Brigham Young	W	194.400-189.200	Albuquerque, N.M.
	Denver	W	194.400-186.000	Albuquerque, N.M.
	Boise State	W	194.400-184.250	Albuquerque, N.M.
	New Mexico	W	194.400-170.550	Albuquerque, N.M.

1992 (12-1)

Jan. 20	Brigham Young	W	194.000-187.550	Salt Lake City
	Utah State	W	194.000-185.550	Salt Lake City
	Southern Utah	W	194.000-184.000	Salt Lake City
Jan. 25	Penn State	W	195.050-190.650	University Park, Pa.
Feb. 1	Oregon State	L	194.050-194.800	Corvallis, Ore.
Feb. 7	Utah State	W	195.750-188.600	Salt Lake City
Feb. 17	Brigham Young	W	195.800-192.250	Salt Lake City
	Oklahoma	W	195.800-187.000	Salt Lake City
Feb. 24	Utah State	W	195.650-190.650	Logan, Utah
Mar. 2	Oregon State	W	196.200-193.500	Salt Lake City
Mar. 9	Penn State	W	196.750-191.500	Salt Lake City
Mar. 21	Brigham Young	W	197.000-194.200	Provo, Utah
	Iowa	W	197.000-188.100	Provo, Utah

Western Athletic Conference Championships (4-0, 1st)

Mar. 28	Brigham Young	W	196.850-193.750	Provo, Utah
	New Mexico	W	196.850-188.400	Provo, Utah
	Boise State	W	196.850-188.350	Provo, Utah
	Denver	W	196.850-184.750	Provo, Utah

1993 (13-0)

Jan. 18	Utah State	W	196.950-188.450	Salt Lake City
	Brigham Young	W	196.950-187.950	Salt Lake City
	Southern Utah	W	196.950-186.300	Salt Lake City
Jan. 22	Arizona	W	195.400-191.300	Tucson, Ariz.
Jan. 30	Brigham Young	W	195.550-193.800	Salt Lake City
Feb. 8	Utah State	W	196.300-187.800	Salt Lake City
	Iowa State	W	196.300-183.400	Salt Lake City
Feb. 13	Oregon State	W	197.150-191.800	Salt Lake City
Feb. 19	Oregon State	W	196.900-194.050	Corvallis, Ore.
Mar. 1	Utah State	W	195.850-191.400	Logan, Utah
Mar. 6	Washington	W	196.650-189.200	Salt Lake City
	Boise State	W	196.650-186.650	Salt Lake City
Mar. 13	Brigham Young	W	197.100-194.900	Provo, Utah

Western Athletic Conference Championships (4-0, 1st)

Mar. 20	Brigham Young	W	197.600-194.350	Boise, Idaho
	Boise State	W	197.600-192.100	Boise, Idaho
	Southern Utah	W	197.600-192.000	Boise, Idaho
	Denver	W	197.600-188.550	Boise, Idaho

1994 (13-1)

Jan. 14	Washington	W	192.200-185.300	Seattle, Wash.
	San Jose State	W	192.200-176.175	Seattle, Wash.
Jan. 21	Brigham Young	W	192.500-185.425	Salt Lake City
Jan. 28	Oregon State	W	194.400-192.625	Corvallis, Ore.
Jan. 31	Florida	W	193.700-187.100	Salt Lake City
Feb. 7	Utah State	W	194.675-190.500	Salt Lake City
Feb. 11	Arizona State	W	194.675-194.125	Tempe, Ariz.
Feb. 19	Arizona	W	194.625-187.375	Salt Lake City
	Nebraska	W	194.625-186.850	Salt Lake City
Feb. 25	Oregon State	W	195.300-191.675	Salt Lake City
Mar. 7	Penn State	W	194.375-190.075	Salt Lake City
Mar. 12	Utah State	W	194.200-192.800	Logan, Utah
Mar. 19	Minnesota	W	195.150-191.625	Minneapolis, Minn.
Mar. 26	Brigham Young	L	125.800-194.125	Provo, Utah

1995 (16-1)

Jan. 16	Arizona State	W	195.475-189.950	Salt Lake City
Jan. 23	Washington	W	195.600-191.000	Salt Lake City
Jan. 27	Arizona	W	194.825-193.625	Tucson, Ariz.
Feb. 3	Georgia	W	196.025-194.175	Provo, Utah
	Brigham Young	W	196.025-190.375	Provo, Utah
Feb. 6	Minnesota	W	196.300-190.650	Salt Lake City
	Southern Utah	W	196.300-190.300	Salt Lake City
	Utah State	W	196.300-190.100	Salt Lake City
Feb. 11	Penn State	W	195.175-193.825	University Park, Pa.
Feb. 20	Michigan	W	196.375-194.675	Salt Lake City
	UCLA	W	196.375-194.300	Salt Lake City
Mar. 3	Oregon State	W	195.175-194.375	Corvallis, Ore.
	Minnesota	W	195.175-189.475	Corvallis, Ore.
	San Jose State	W	195.175-180.775	Corvallis, Ore.
Mar. 11	Utah State	W	197.175-193.925	Logan, Utah
Mar. 20	Florida	L	194.725-194.950	Gainesville, Fla.
Mar. 25	Brigham Young	W	197.875-194.175	Salt Lake City

1996 (10-1)

Jan. 19	Utah State	W	192.350-188.050	Logan, Utah
Jan. 26	Brigham Young	W	195.825-193.225	Salt Lake City
Feb. 2	Arizona State	W	193.875-193.250	Tempe, Ariz.
Feb. 12	Oregon State	W	195.600-194.850	Salt Lake City
Feb. 17	Michigan	L	194.725-195.575	Ann Arbor, Mich.
Feb. 23	Utah State	W	196.100-192.800	Salt Lake City
Mar. 1	Washington	W	195.400-193.950	Seattle, Wash.
Mar. 8	Penn State	W	196.250-193.625	Salt Lake City
Mar. 17	Minnesota	W	195.550-194.700	Minneapolis, Minn.
Mar. 23	Brigham Young	W	195.075-194.850	Provo, Utah
Mar. 30	Southern Utah	W	196.400-194.200	Salt Lake City

1997 (11-1)

Jan. 11	Arizona	W	194.325-192.325	Tucson, Ariz.
Jan. 17	Washington	W	196.575-193.125	Salt Lake City
Jan. 24	Utah State	W	196.750-193.625	Logan, Utah
Jan. 31	Brigham Young	W	196.700-194.275	Salt Lake City
Feb. 7	Oregon State	L	194.475-194.900	Corvallis, Ore.
Feb. 15	Minnesota	W	195.050-195.000	Minneapolis, Minn.
Feb. 17	Utah State	W	196.925-192.750	Salt Lake City
Feb. 22	Penn State	W	194.850-193.975	University Park, Pa.
Feb. 28	Michigan	W	197.025-196.025	Salt Lake City
Mar. 7	Stanford	W	197.925-196.800	Salt Lake City
Mar. 15	Southern Utah	W	195.800-193.675	Cedar City, Utah
Mar. 22	Brigham Young	W	196.875-196.375	Provo, Utah

INFORMATION

ATHLETE PROFILES

COACHES AND STAFF

REVIEW / OPPONENTS

RECORDS / AWARDS

RESULTS

HERE'S UTAH

REGULAR SEASON RESULTS

1998 (7-3)

Jan. 16	Arizona	W	194.700-188.850	Salt Lake City
Jan. 23	Michigan	L	194.350-195.850	Ann Arbor, Mich.
Feb. 2	Utah State	W	194.950-193.400	Logan, Utah
Feb. 6	Brigham Young	W	196.825-194.875	Salt Lake City
Feb. 13	Minnesota	W	194.950-192.175	Salt Lake City
Feb. 20	Washington	W	196.225-195.225	Seattle, Wash.
Feb. 27	Utah State	W	196.175-192.775	Salt Lake City
Mar. 6	Stanford	L	194.275-195.550	Palo Alto, Calif.
Mar. 14	Oregon State	W	195.875-190.100	Salt Lake City
Mar. 21	Brigham Young	L	196.050-195.975	Provo, Utah

1999 (12-1)

Jan. 15	Stanford	W	196.050-192.575	Salt Lake City
Jan. 23	Minnesota	W	194.600-194.175	Minneapolis, Minn.
Jan. 29	Brigham Young	W	195.150-192.000	Provo, Utah
Feb. 5	Southern Utah	W	195.525-191.350	Salt Lake City
Feb. 12	Arizona	W	193.625-193.250	Tucson, Ariz.
Feb. 19	LSU	W	196.375-195.150	Salt Lake City
Feb. 22	Florida	W	196.975-193.750	Salt Lake City
Feb. 26	Utah State	W	197.625-195.675	Logan, Utah
	Boise State	W	197.625-194.200	Logan, Utah
Mar. 6	Washington	W	197.150-193.800	Salt Lake City
Mar. 14	Oregon State	L	196.700-197.325	Corvallis, Ore.
Mar. 20	New Hampshire	W	196.175-194.975	Durham, N.H.
Mar. 27	Brigham Young	W	197.475-195.475	Salt Lake City

2000 (10-4)

Jan. 14	Utah State	W	195.650-190.375	Salt Lake City
Jan. 21	Minnesota	W	196.600-190.925	Salt Lake City
Jan. 28	LSU	L	194.800-195.125	Baton Rouge, La.
Feb. 4	Brigham Young	W	196.300-195.800	Salt Lake City
Feb. 7	Utah State	W	197.075-193.175	Logan, Utah
Feb. 14	UCLA	W	196.350-195.150	Salt Lake City
Feb. 18	Arizona State	L	194.675-195.850	Tempe, Ariz.
	Alabama	L	194.675-195.300	Tempe, Ariz.
	Minnesota	L	194.675-195.150	Tempe, Ariz.
Feb. 25	Arizona	W	196.525-193.475	Salt Lake City
Mar. 3	Washington	W	196.800-194.900	Salt Lake City
Mar. 12	Oregon State	W	196.525-195.200	Corvallis, Ore.
Mar. 18	Brigham Young	W	197.200-195.650	Provo, Utah
	Southern Utah	W	197.200-193.300	Provo, Utah

2001 (13-1-1)

Jan. 5	Southern Utah	W	196.375-190.850	Salt Lake City
Jan. 13	Minnesota	W	195.625-194.850	Minneapolis, Minn.
Jan. 21	UCLA	L	195.700-197.500	Los Angeles
Jan. 26	Arizona	W	196.400-193.925	Tucson, Ariz.
Feb. 6	Utah State	W	197.125-194.325	Salt Lake City
Feb. 9	Brigham Young	W	197.225-196.025	Provo, Utah
Feb. 16	Arizona State	W	197.900-196.100	Salt Lake City
Feb. 23	Michigan	W	197.425-196.675	Salt Lake City
Mar. 4	Washington	T	196.725-196.725	Seattle, Wash.
	Western Michigan	W	196.725-194.075	Seattle, Wash.
Mar. 10	Oregon State	W	197.425-196.050	Salt Lake City
Mar. 17	Florida	W	196.750-196.525	Gainesville, Fla.
	North Carolina	W	196.750-195.000	Gainesville, Fla.
	George Washington	W	196.750-192.275	Gainesville, Fla.
Mar. 23	Brigham Young	W	197.925-197.375	Salt Lake City



Nicole Ford was an eight-time NCAA All-American from 2004-07.

2002 (9-2)

Jan. 11	Ohio State	W	196.200-193.800	Salt Lake City
Jan. 18	Arizona	W	197.150-196.100	Salt Lake City
Jan. 25	Minnesota	W	197.475-194.900	Salt Lake City
Feb. 1	LSU	L	196.100-196.125	Baton Rouge, La.
Feb. 8	Washington	W	195.700-193.375	Seattle, Wash.
Feb. 15	Utah State	W	196.350-193.600	Logan, Utah
Feb. 22	Michigan	L	196.175-197.025	Ann Arbor, Mich.
Mar. 1	Brigham Young	W	197.250-195.525	Provo, Utah
Mar. 9	Oregon State	W	197.350-195.475	Salt Lake City
Mar. 16	Florida	W	196.750-195.250	Salt Lake City
Mar. 23	Brigham Young	W	198.425-195.250	Salt Lake City

2003 (7-5)

Jan. 10	UCLA	L	196.750-197.225	Salt Lake City
Jan. 17	Brigham Young	W	196.800-194.700	Salt Lake City
Jan. 24	Arizona State	L	197.150-197.450	Salt Lake City
Feb. 1	Minnesota	W	196.400-194.750	Minneapolis
Feb. 7	Utah State	W	197.825-196.150	Logan
Feb. 14	Arizona	W	196.900-194.500	Tucson
Feb. 21	Oregon State	L	196.325-196.900	Corvallis
Feb. 28	Michigan	L	195.875-196.750	Salt Lake City
Mar. 7	Washington	W	196.975-194.950	Salt Lake City
Mar. 14	LSU	W	197.475-196.575	Salt Lake City
Mar. 21	Florida	L	196.150-197.125	Gainesville
Mar. 28	Brigham Young	W	197.400-196.025	Provo

2004 (13-1)

Jan. 10	UCLA	W	197.350-196.375	Los Angeles
Jan. 16	Nebraska	W	196.900-194.325	Salt Lake City
Jan. 23	Brigham Young	W	196.225-194.700	Provo, Utah
Jan. 30	Minnesota	W	196.600-194.625	Salt Lake City
Feb. 6	Iowa	W	197.650-195.900	Salt Lake City
Feb. 14	Michigan	L	196.350-196.725	Ann Arbor, Mich.
Feb. 20	Arizona State	W	196.850-196.500	Tempe, Ariz.
	Air Force	W	196.850-190.600	Tempe, Ariz.
Feb. 27	Utah State	W	198.050-195.475	Salt Lake City
Mar. 5	Washington	W	197.950-197.550	Seattle
	Iowa	W	197.950-196.900	Seattle
	Illinois-Chicago	W	197.950-195.175	Seattle
Mar. 12	Oregon State	W	197.675-197.450	Salt Lake City
Mar. 19	Brigham Young	W	198.600-197.800	Salt Lake City

REGULAR SEASON RESULTS

2005 (12-2)

Jan. 7	UCLA	W	197.675-197.300	Salt Lake City
Jan. 14	Utah State	W	195.675-193.850	Logan, Utah
Jan. 21	Oregon State.	W	195.950-194.250	Corvallis, Ore
Jan. 28	Michigan	W	196.875-196.525	Salt Lake City
Feb. 5	Minnesota	W	195.275-194.450	Minneapolis
Feb. 11	Brigham Young	W	196.650-194.350	Salt Lake City
Feb. 20	Nebraska	L	196.600-196.650	Lincoln
Feb. 25	Georgia	L	197.150-197.275	Athens
Mar. 4	Florida	W	197.425-196.450	Salt Lake City
	Stanford	W	197.425-196.025	Salt Lake City
	California	W	197.425-191.500	Salt Lake City
Mar. 11	Washington	W	197.850-195.175	Salt Lake City
Mar. 18	Arizona State	W	197.725-196.600	Salt Lake City
Mar. 26	Brigham Young	W	197.450-196.825	Provo

2006 (11-2)

Jan. 7	UCLA	W	194.875-193.850	Los Angeles
Jan. 13	Washington	W	195.625-193.325	Seattle
Jan. 20	Nebraska	W	195.750-193.000	Salt Lake City
Jan. 27	Utah State	W	197.200-192.675	Salt Lake City
	Southern Utah	W	197.200-193.175	Salt Lake City
Feb. 3	Arizona State	W	196.175-196.100	Tempe, Ariz.
Feb. 11	Michigan	W	196.400-196.100	Ann Arbor, Mich.
Feb. 17	Minnesota	W	196.650-193.400	Salt Lake City
Feb. 24	Brigham Young	W	195.825-194.250	Provo, Utah
Mar. 6	Georgia	L	197.075-197.100	Salt Lake City
Mar. 10	Oregon State	W	196.575-195.150	Salt Lake City
Mar. 17	Florida	L	196.675-197.325	Gainesville, Fla.
Mar. 24	Brigham Young	W	197.500-193.350	Salt Lake City

2007 (13-3)

Jan. 12	UCLA	W	196.325-195.975	Salt Lake City
Jan. 19	Washington	W	196.725-193.850	Salt Lake City
Jan. 27	Minnesota	W	195.875-194.125	Minneapolis
Feb. 2	Arkansas	W	196.150-193.625	Salt Lake City
	Brigham Young	W	196.150-192.600	Salt Lake City
	Southern Utah	W	196.150-190.650	Salt Lake City
Feb. 9	Utah State	W	196.575-194.325	Logan
Feb. 16	Georgia	L	195.475-196.850	Athens
Feb. 23	Michigan	W	196.225-193.800	Salt Lake City
Mar. 4	Nebraska	L	196.100-196.675	Lincoln, Neb.
Mar. 9	Florida	L	196.725-197.050	Salt Lake City
Mar. 16	Oregon State	W	196.675-196.600	Corvallis
	Washington	W	196.675-193.625	Corvallis
	Seattle Pacific	W	196.675-189.750	Corvallis
Mar. 23	Arizona State	W	196.650-194.950	Salt Lake City
Mar. 30	Brigham Young	W	196.725-194.600	Provo

2008 (12-1)

Jan. 11	Georgia	W	196.300-196.200	Salt Lake City
Jan. 18	Nebraska	W	196.425-194.575	Salt Lake City
Jan. 25	Arizona State	W	196.700-195.625	Tempe
Feb. 1	Minnesota	W	197.750-194.100	Salt Lake City
Feb. 8	Brigham Young	W	196.700-193.925	Provo
Feb. 16	Washington	W	197.100-194.675	Seattle
Feb. 22	Southern Utah	W	197.200-193.100	Salt Lake City
	Utah State	W	197.200-189.650	Salt Lake City
Feb. 24	UCLA	W	197.450-195.825	Los Angeles
Mar. 7	Oregon State	W	196.300-195.150	Salt Lake City
Mar. 14	Florida	L	196.875-197.700	Gainesville
Mar. 22	Michigan	W	197.425-196.325	Ann Arbor
Mar. 28	Brigham Young	W	197.100-193.850	Salt Lake City

2009 (12-1)

Jan. 9	UCLA	W	196.175-196.075	Salt Lake City
Jan. 19	Georgia	L	196.725-197.150	Athens, Ga.
Jan. 23	Washington	W	196.850-193.450	Salt Lake City
Jan. 30	Oregon State	W	197.050-196.650	Corvallis, Ore.
Feb. 6	Southern Utah	W	196.850-194.325	Salt Lake City
	Brigham Young	W	196.850-192.850	Salt Lake City
	Texas Woman's	W	196.850-191.425	Salt Lake City
Feb. 9	Utah State	W	196.950-193.500	Logan, Utah
Feb. 13	Nebraska	W	196.525-195.725	Lincoln, Neb.
Feb. 20	Michigan	W	197.525-195.350	Salt Lake City
Mar. 6	Arizona State	W	197.350-194.350	Salt Lake City
Mar. 13	Florida	W	197.075-196.000	Salt Lake City
Mar. 20	Brigham Young	W	197.800-192.725	Provo, Utah

2010 (11-3)

Jan. 9	UCLA	L	195.125-196.600	Los Angeles
Jan. 15	Iowa State	W	196.300-195.350	Salt Lake City
Jan. 22	Georgia	W	196.550-196.500	Salt Lake City
Jan. 29	Washington	W	195.850-194.650	Seattle
Feb. 5	Arizona State	W	196.475-195.700	Tempe
Feb. 12	Utah State	W	196.225-178.250	Salt Lake City
Feb. 19	Michigan	L	195.100-195.725	Ann Arbor
Feb. 26	Brigham Young	W	195.925-194.375	Provo, Utah
Mar. 5	Nebraska	W	196.575-195.725	Salt Lake City
Mar. 12	Oregon State	W	196.975-196.650	Salt Lake City
	Southern Utah	W	196.975-196.025	Salt Lake City
Mar. 12	Penn State	W	196.975-195.700	Salt Lake City
Mar. 19	Florida	L	196.500-197.550	Gainesville
Mar. 26	Brigham Young	W	196.950-195.825	Salt Lake City

2011 (8-3)

Jan. 7	UCLA	W	195.700-195.300	Salt Lake City
Jan. 15	Georgia	W	195.900-195.800	Athens, Ga.
Jan. 22	Nebraska	W	196.200-194.750	Lincoln, Neb.
Jan. 28	Stanford	L	196.500-196.825	Salt Lake City
Feb. 4	Arizona State	W	196.525-194.125	Salt Lake City
Feb. 11	Washington	W	196.975-195.475	Salt Lake City
Feb. 18	Michigan	W	196.425-195.425	Salt Lake City
Feb. 25	Utah State	W	196.550-193.150	Logan, Utah
Mar. 4	Florida	L	196.750-197.000	Salt Lake City
Mar. 12	Oregon State	L	196.325-196.600	Corvallis, Ore.
Mar. 18	Brigham Young	W	196.700-195.800	Provo, Utah

2012 (7-3, 3-1 PAC-12)

Jan. 8	UCLA*	L	196.075-196.025	Los Angeles
Jan. 13	Utah State	W	197.400-191.925	Salt Lake City
Jan. 27	Brigham Young	W	197.550-194.450	Salt Lake City
Feb. 3	Georgia	W	197.150-196.950	Salt Lake City
Feb. 12	Arizona State*	W	196.150-194.000	Tempe, Ariz.
Feb. 17	Michigan	W	196.050-194.850	Ann Arbor, Mich.
Feb. 24	Stanford*	W	196.300-196.100	Salt Lake City
Mar. 2	Oregon State*	W	196.575-195.600	Salt Lake City
Mar. 9	Nebraska	L	197.600-197.450	Salt Lake City
Mar. 16	Florida	L	197.900-196.475	Gainesville, Fla.

Pac-12 Championships (2nd)

Mar. 24	UCLA	L	197.375-197.425	Salt Lake City
	Oregon State	W	197.375-197.025	Salt Lake City
	Stanford	W	197.375-196.825	Salt Lake City
	Arizona	W	197.375-195.900	Salt Lake City
	Arizona State	W	197.375-194.550	Salt Lake City
	Washington	W	197.375-194.125	Salt Lake City
	California	W	197.375-193.525	Salt Lake City

INFORMATION

ATHLETE PROFILES

COACHES AND STAFF

REVIEW / OPPONENTS


RECORDS / AWARDS

RESULTS

HERE'S UTAH



REGULAR SEASON RESULTS



Nancy Damianova won five regular season and NCAA All-America awards from 2011-14.

2013 (10-2-1, 4-1-1 PAC-12)

Jan. 12	UCLA	L	195.300-197.425	Los Angeles
Jan. 19	Oregon State	W	196.950-195.950	Salt Lake City
	West Virginia	W	196.950-192.125	Salt Lake City
	Southern Utah	W	196.950-191.050	Salt Lake City
Jan. 25	Arizona	W	196.600-196.075	Tucson Ariz.
Feb. 1	Arizona State	W	196.425-195.450	Salt Lake City
Feb. 9	California	W	197.050-192.750	Salt Lake City
Feb. 15	Washington	T	195.975-195.975	Seattle
Feb. 23	Stanford	W	197.300-197.075	Salt Lake City
Mar. 1	Brigham Young	W	197.125-195.500	Provo, Utah
	NC State	W	197.125-194.675	Provo, Utah
Mar. 9	Georgia	L	196.975-197.650	Athens, Ga.
Mar. 16	Florida	W	198.125-197.875	Salt Lake City

Pac-12 Championships (3rd)

Mar. 23	Oregon State	L	197.850-197.075	Corvallis, Ore.
	UCLA	L	197.375-197.075	Corvallis, Ore.
	Stanford	W	197.075-196.625	Corvallis, Ore.
	Washington	W	197.075-195.875	Corvallis, Ore.
	Arizona	W	197.075-195.525	Corvallis, Ore.
	California	W	197.075-195.075	Corvallis, Ore.
	Arizona State	W	197.075-193.425	Corvallis, Ore.

2014 (10-3, 6-1 PAC-12)

Jan. 11	Boise State	W	196.650-195.850	Salt Lake City
	Brigham Young	W	196.650-194.550	Salt Lake City
	Southern Utah	W	196.650-192.025	Salt Lake City
Jan. 17	California	W	196.875-196.275	Berkeley
Jan. 25	UCLA	W	197.125-195.875	Salt Lake City
Feb. 1	Arizona State	W	197.200-194.900	Tempe
Feb. 7	Arizona	W	197.825-194.425	Salt Lake City
Feb. 17	Stanford	L	197.000-196.300	Stanford

Feb. 22	Oregon State	W	197.575-196.450	Salt Lake City
Feb. 28	Washington	W	197.125-193.475	Salt Lake City
Mar. 7	Michigan	L	197.825-197.350	Ann Arbor
	UCLA	L	197.475-197.350	Ann Arbor
Mar. 15	Georgia	W	198.025-197.600	Salt Lake City

Pac-12 Championships (1st)

Mar. 22	Stanford	W	197.925-197.175	Berkeley
	California	W	197.925-196.550	Berkeley
	UCLA	W	197.925-196.525	Berkeley
	Oregon State	W	197.925-196.275	Berkeley
	Arizona	W	197.925-196.250	Berkeley
	Arizona State	W	197.925-195.500	Berkeley

2015 (11-1, 6-0 PAC-12)

Jan. 9	Brigham Young	W	196.900-193.350	Provo
Jan. 16	Southern Utah	W	196.675-195.500	Salt Lake City
	Boise State	W	196.675-194.525	Salt Lake City
	UC Davis	W	196.675-193.950	Salt Lake City
Jan. 23	UCLA	W	196.725-194.725	Salt Lake City
Jan. 31	Arizona	W	197.850-196.375	Tucson
Feb. 6	Arizona State	W	197.825-194.100	Salt Lake City
Feb. 14	Washington	W	197.025-195.650	Seattle
Feb. 21	Stanford	W	198.050-195.900	Salt Lake City
Feb. 27	Oregon State	W	196.875-195.750	Corvallis
Mar. 6	Michigan	W	198.250-197.675	Salt Lake City
Mar. 14	Georgia	L	197.275-197.450	Athens

Pac-12 Championships (1st)

Mar. 21	UCLA	W	198.150-197.350	Salt Lake City
	Stanford	W	198.150-197.175	Salt Lake City
	Oregon State	W	198.150-196.900	Salt Lake City
	Arizona	W	198.150-196.225	Salt Lake City
	California	W	198.150-196.150	Salt Lake City
	Washington	W	198.150-196.000	Salt Lake City
	Arizona State	W	198.150-192.700	Salt Lake City

2016 (9-1, 5-1 PAC-12)

Jan. 8	Brigham Young	W	196.175-193.850	Salt Lake City
Jan. 15	Southern Utah	W	196.725-195.600	Cedar City
Jan. 23	Oregon State	W	196.125-195.125	Salt Lake City
Feb. 1	Arizona	W	197.150-194.850	Salt Lake City
Feb. 6	UCLA	L	197.075-197.100	Los Angeles
Feb. 13	Washington	W	197.125-196.250	Salt Lake City
Feb. 20	Stanford	W	197.150-195.875	Stanford
Feb. 27	California	W	197.025-196.750	Berkeley
Mar. 4	Michigan	W	197.525-197.050	Ann Arbor
Mar. 12	Georgia	W	197.675-197.125	Salt Lake City

Pac-12 Championships (2nd-T)

Mar. 19	UCLA	L	196.925-197.250	Seattle
	Oregon State	T	196.925-196.925	Seattle
	California	W	196.925-196.725	Seattle
	Stanford	W	196.925-196.125	Seattle
	Arizona	W	196.925-195.525	Seattle
	Washington	W	196.925-195.300	Seattle
	Arizona State	W	196.925-191.725	Seattle

2017 (10-2, 5-1 PAC-12)

Jan. 7	Michigan	W	196.625-195.525	Salt Lake City
Jan. 13	Brigham Young	W	196.600-194.175	Provo
Jan. 20	Denver	W	197.625-196.875	Salt Lake City
	Boise State	W	197.625-196.225	Salt Lake City
	Illinois-Chicago	W	197.625-193.250	Salt Lake City
Jan. 28	Washington	W	197.150-196.300	Seattle
Feb. 4	California	W	196.450-195.725	Salt Lake City
Feb. 11	Oregon State	L	196.525-196.550	Corvallis
Feb. 18	UCLA	W	197.875-197.500	Salt Lake City

REGULAR SEASON RESULTS

Feb. 25	Arizona State	W	197.600-194.850	Tempe
Mar. 3	Stanford	W	197.500-196.275	Salt Lake City
Mar. 11	Georgia	L	196.650-197.250	Athens

Pac-12 Championships (1st)

Mar. 18	Oregon State	W	197.925-197.400	Stanford
	UCLA	W	197.925-197.100	Stanford
	Washington	W	197.925-197.100	Stanford
	Stanford	W	197.925-196.625	Stanford
	California	W	197.925-196.300	Stanford
	Arizona	W	197.925-196.275	Stanford
	Arizona State	W	197.925-195.600	Stanford

2018 (9-3, 5-1 PAC-12)

Jan. 5	Brigham Young	W	197.000-194.275	Salt Lake City
Jan. 14	UCLA	L	196.975-197.200	Reno, Nev.
	Washington	W	196.975-195.725	Reno, Nev.
	Stanford	W	196.975-195.350	Reno, Nev.
Jan. 19	Oregon State	W	197.450-196.300	Salt Lake City
Jan. 26	Arizona	W	197.550-196.325	Tucson
Feb. 3	Washington	W	197.700-196.250	Salt Lake City
Feb. 9	Arizona State	W	197.075-195.400	Salt Lake City
Feb. 18	UCLA	W	197.550-197.425	Los Angeles
Feb. 25	at California	L	197.450-197.500	Berkeley
Mar. 10	at Michigan	L	196.800-196.950	Ann Arbor
Mar. 16	Georgia	W	198.150-196.350	Salt Lake City

Pac-12 Championships (2nd)

Mar. 24	UCLA	L	197.350-197.500	Tucson
	California	W	197.350-196.950	Tucson
	Washington	W	197.350-196.750	Tucson
	Oregon State	W	197.350-196.575	Tucson
	Arizona State	W	197.350-196.425	Tucson
	Stanford	W	197.350-196.350	Tucson
	Arizona	W	197.350-195.825	Tucson

2019 (10-3, 5-1 PAC-12)

Jan. 5	Penn State	W	197.175-194.450	Salt Lake City
Jan. 11	Brigham Young	W	197.250-196.475	Provo
Jan. 19	Oregon State	W	197.150-195.450	Corvallis, Ore.
Jan. 26	Arizona State	W	197.375-195.825	Tempe, Ariz.
Feb. 1	Arizona	W	197.075-195.400	Salt Lake City
Feb. 9	California	W	197.150-196.225	Salt Lake City
Feb. 15	LSU	L	197.075-197.250	St. Charles, Mo.
	Missouri	W	197.075-196.475	St. Charles, Mo.
	Stanford	W	197.075-195.850	St. Charles, Mo.
Feb. 18	Stanford	W	197.125-195.800	Stanford
Feb. 23	UCLA	L	197.625-198.025	Salt Lake City
Mar. 2	Michigan	W	197.975-197.350	Salt Lake City
Mar. 16	Georgia	L	197.450-197.525	Athens

Pac-12 Championships (2nd)

Mar. 23	UCLA	L	198.025-198.400	West Valley City
	Oregon State	W	198.025-196.600	West Valley City
	California	W	198.025-196.575	West Valley City
	Arizona State	W	198.025-196.400	West Valley City
	Washington	W	198.025-196.175	West Valley City
	Stanford	W	198.025-195.925	West Valley City
	Arizona	W	198.025-193.900	West Valley City

2020 (11-0, 7-0 PAC-12)*

Jan. 3	Kentucky	W	196.425-195.350	Salt Lake City
Jan. 11	Brigham Young	W	197.000-195.575	West Valley City
	Southern Utah	W	197.000-194.650	West Valley City
	Utah State	W	197.000-194.150	West Valley City
Jan. 24	Arizona State	W	197.050-194.300	Salt Lake City
Feb. 1	Arizona	W	197.300-195.975	Tucson
Feb. 8	California	W	197.550-197.325	Berkeley
Feb. 15	Oregon State	W	197.100-196.275	Salt Lake City

Feb. 23	UCLA	W	198.075-198.025	Los Angeles
Mar. 1	Washington	W	197.675-197.600	Seattle
Mar. 6	Stanford	W	197.750-196.725	Salt Lake City

*The 2020 season was ended on March 12, 2020 due to the COVID-19 outbreak. The final week of the regular season and all postseason events were canceled.

2021 (10-1, 7-0 PAC-12)

1-9	Brigham Young	W	196.900-195.700	West Valley City
	Utah State	W	196.900-195.700	
	Southern Utah	W	196.900-194.325	
1-17	Oklahoma (#2)	L	197.025-196.550	Norman, Okla.
1-23	Arizona	W	197.075-195.650	Salt Lake City
1-30	Washington	W	197.475-193.500	Salt Lake City
2-6	Arizona State (#16)	W	197.450-197.150	Tempe, Ariz.
2-19	UCLA (#14)	W	197.225-197.100	Salt Lake City
2-26	California (#9)	W	197.375-197.125	Salt Lake City
3-5	Oregon State (#23)	W	197.575-1196.425	Corvallis, Ore.
3-12	Utah State (#20)	W	197.275-196.500	Salt Lake City

Pac-12 Championships (1st)

Mar. 23	California	W	197.725-197.375	West Valley City
	UCLA	W	197.725-196.725	West Valley City
	Arizona State	W	197.725-196.375	West Valley City
	Oregon State	W	197.725-195.625	West Valley City
	Arizona	W	197.725-195.400	West Valley City
	Stanford	W	197.725-195.175	West Valley City
	Washington	W	197.725-194.400	West Valley City

2021 (10-3, 7-0 PAC-12)

1-7	Utah State	W	197.100-195.875	West Valley City
	Brigham Young (#19)	W	197.100-195.225	
	Southern Utah (#25)	W	197.100-195.000	
1-14	Oklahoma (#3)	W	197.775-196.650	Salt Lake City
1-21	Arizona State (#13)	W	197.400-196.100	Salt Lake City
1-29	Stanford (#19)	W	197.675-196.000	Salt Lake City
2-4	at UCLA (#22)	W	197.750-197.650	Los Angeles
2-12	at California (#11)	L	197.275-17.525	Berkeley
2-18	Oregon State (#13)	W	198.000-197.150	Salt Lake City
2-21	at Washington	W	197.950-197.275	Seattle
2-25	at Arizona	L	196.775-196.850	Tucson, Ariz.
3-4	Minnesota (#9)	W	198.575-197.850	Salt Lake City
3-11	at LSU (#7)	L	197.875-198.125	Baton Rouge, La.

Pac-12 Championships (1st)

Mar. 19	California	W	198.000-197.425	West Valley City
	Oregon State	W	198.000-197.250	West Valley City
	UCLA	W	198.000-196.950	West Valley City
	Arizona State	W	198.000-196.675	West Valley City
	Washington	W	198.000-196.400	West Valley City
	Arizona	W	198.000-196.375	West Valley City
	Stanford	W	198.000-196.000	West Valley City

REGIONAL FINISHES

1976 AT UTAH

1. Arizona State	106.65
2. Utah	104.20
3. Colorado	99.95
4. Northern Colorado	97.00
5. Arizona	95.95
6. Brigham Young	88.20
7. UTEP	86.90

1977 AT NORTHERN COLORADO

1. Arizona State	140.90
2. Utah	138.95
3. Northern Colorado	133.75
4. Arizona	129.85
5. New Mexico	128.30
6. Colorado State	117.25
7. Brigham Young	91.20
8. Colorado	68.95
9. Denver	30.90

1978 AT NEW MEXICO

1. Arizona State	138.50
2. Utah	138.05
3. Utah State	134.70
4. Arizona	130.24
5. Northern Colorado	129.00

1979 AT UTAH STATE

1. Utah	136.05
2. Arizona State	133.40
3. Utah State	133.30
4. Colorado	132.65
5. Arizona	132.50
6. Northern Colorado	131.75
7. Brigham Young	129.25

1980 AT COLORADO


1. Utah	147.45
2. Brigham Young	142.10
3. Utah State	141.45
4. Northern Colorado	137.25
5. New Mexico	135.95
6. Colorado State	129.45
7. Colorado	127.75
8. UTEP	126.10

1981 AT NEW MEXICO

1. Utah	149.35
2. Brigham Young	144.45
3. Utah State	142.40
4. New Mexico	138.85

1982 AT OREGON STATE

1. Oregon State	146.10
2. Utah	145.20
3. Washington	138.85
4. Oregon	134.95



Lisa Mitzell was the 1985 NCAA floor champion.

1983 AT UTAH STATE

1. Arizona State	186.90
2. Utah	185.55
3. Brigham Young	175.55
4. Utah State	174.35
5. Arizona	169.85
6. Boise State	166.30
7. New Mexico	132.45

1984 AT UTAH

1. Utah	187.30
2. Arizona State	184.70
3. Arizona	181.10
4. Minnesota	176.30
5. Oklahoma	176.10
6. Utah State	168.85

1985 AT ARIZONA STATE

1. Utah	188.85
2. Arizona State	187.50
3. Arizona	182.15
4. Oklahoma	181.85
5. Nebraska	178.70
6. Brigham Young	176.20

1986 AT UTAH

1. Utah	187.75
2. Arizona State	187.70
3. Arizona	184.85
4. Oklahoma	184.10
5. Utah State	182.75
6. Nebraska	181.60

1987 AT ARIZONA STATE

1. Arizona State	189.00
2. Utah	188.60
3. Arizona	187.25
4. Nebraska	185.15
5. Oklahoma	184.60
6. Utah State	182.10
7. New Mexico	180.70

1988 AT OKLAHOMA

1. Utah	190.20
2. Arizona State	187.10
3. Nebraska	187.05
4. Arizona	186.45
5. Utah State	184.80
6. Oklahoma	184.55
7. Houston Baptist	182.25

1989 AT UTAH

1. Utah	192.80
2. Nebraska	192.40
3. Oklahoma	190.00
4. Arizona State	190.00
5. Arizona	188.90
6. Utah State	188.30
7. Brigham Young	187.00

1990 AT UTAH

1. Utah	194.950
2. Nebraska	191.225
3. Arizona	188.775
4. Oklahoma	187.825
5. Arizona State	187.800
6. Utah State	187.550
7. Brigham Young	185.350

1991 AT ARIZONA

1. Utah	194.625
2. Arizona	191.925
3. Brigham Young	191.100
4. Arizona State	190.750
5. Utah State	190.575
6. Nebraska	188.275
7. Oklahoma	188.125

1992 AT UTAH

1. Utah	197.075
2. Arizona	194.100
3. Arizona State	191.950
4. Brigham Young	191.900
5. Nebraska	191.225
6. Utah State	189.350
7. Oklahoma	188.700

REGIONAL FINISHES

1993 AT UTAH STATE

1. Utah	196.975
2. Arizona	193.975
3. Arizona State	193.200
4. Brigham Young	192.800
5. Utah State	189.850
6. Oklahoma	187.900
7. Nebraska	187.575

1994 AT ARIZONA STATE

1. Utah	194.000
2. Brigham Young	192.875
3. Arizona State	191.875
4. Nebraska	190.100
5. Arizona	190.050
6. Oklahoma	189.800
7. Utah State	188.450

1995 AT NEBRASKA

1. Utah	196.625
2. Nebraska	194.725
3. Brigham Young	194.050
4. Arizona State	193.250
5. Arizona	192.875
6. Utah State	191.950
7. Oklahoma	191.050

1996 AT UTAH

1. Utah	196.675
2. Arizona	195.750
3. Nebraska	195.300
4. Brigham Young	194.925
5. Arizona State	194.075
6. Utah State	193.050
7. Denver	191.950

1997 AT UTAH

1. Utah	195.700
2. Arizona State	195.225
3. Nebraska	195.150
4. Brigham Young	194.025
5. Arizona	193.875
6. Utah State	193.675
7. Denver	192.525

1998 AT ARIZONA STATE


1. Utah	195.575
2. Brigham Young	195.500
3. Arizona State	195.025
4. Arizona	194.750
5. Nebraska	194.275
6. Oklahoma	193.125
7. Utah State	191.175

1999 AT OREGON STATE

1. UCLA	197.025
2. Utah	196.425
3. Oregon State	194.875
4. Washington	193.425
5. Boise State	192.475
6. Sacramento State	190.275

2000 AT MINNESOTA

1. Utah	196.325
2. West Virginia	195.475
3. Denver	195.450
4. Minnesota	194.750
5. Utah State	192.950
6. Southern Utah	191.800



Melissa Vituj was an 11-time NCAA All-American from 2001-04.

2001 AT UTAH

1. Utah	194.075
2. Denver	193.900
3. Iowa State	193.375
4. West Virginia	192.400
5. Utah State	191.200
6. Air Force	190.200

2002 AT OREGON STATE

1. Utah	197.100
2. Oregon State	196.800
3. Oklahoma	196.625
4. Washington	194.775
5. Boise State	194.550
6. Southern Utah	193.350

2003 AT UTAH

1. Utah	196.975
2. Stanford	196.625
3. Denver	195.350
4. California	195.025
5. Minnesota	193.125
6. Brigham Young	192.400



Annabeth Eberle, who competed from 2002-05, earned eight All-America awards.

INFORMATION

ATHLETE PROFILES

COACHES AND STAFF

REVIEW / OPPONENTS

RECORDS / AWARDS

RESULTS

HERE'S UTAH

REGIONAL FINISHES



Daria Bijak was an eight-time All-American from 2007-10.

2004 AT ARIZONA

1. Utah	197.625
2. Florida	197.050
3. Arizona	196.375
4. Arkansas	195.550
5. Illinois	195.400
6. Illinois-Chicago	193.875

2005 AT UTAH

1. Utah	196.800
2. Brigham Young	195.975
3. Oregon State	195.675
4. Minnesota	193.975
5. Southern Utah	193.450
6. Iowa	192.350

2006 AT MICHIGAN

1. Michigan	196.000
2. Utah	195.700
3. Auburn	193.050
4. New Hampshire	192.500
5. Pittsburgh	190.900
6. Rutgers	188.975

2007 AT CALIFORNIA

1. Utah	197.325
2. Nebraska	196.675
3. Missouri	194.300
4. California	193.900
5. Washington	193.300
6. Sacramento State	191.725

2008 AT MINNESOTA

1. Utah	196.950
2. Arkansas	196.125
3. Minnesota	195.275
4. Arizona	194.275
5. Southern Utah	194.050
6. Iowa	193.875

2009 AT WASHINGTON

1. Utah	197.675
2. Illinois	196.700
3. Boise State	195.300
4. Auburn	195.250
5. Washington	194.800
San Jose State	194.800

2010 AT UTAH

1. Florida	197.675
2. Utah	196.900
3. Denver	196.175
4. Boise State	195.950
5. Washington	195.075
6. Auburn	194.925

2011 AT OKLAHOMA

1. Oklahoma	197.350
2. Utah	196.475
3. Washington	195.300
4. North Carolina	195.225
5. New Hampshire	194.500
6. Missouri	194.175

2012 AT UTAH

1. Utah	196.825
2. Nebraska	196.525
3. Minnesota	194.800
4. Arizona State	194.400
5. San Jose State	193.400
6. Iowa State	193.150

2013 AT ALABAMA

1. Alabama	197.400
2. Utah	196.400
3. Iowa State	195.400
4. Denver	195.275
5. Brigham Young	194.475
6. Kent State	193.500

2014 AT ARKANSAS

1. Utah	197.300
2. UCLA	196.600
3. Arkansas	196.375
4. Arizona State	194.425
5. UC-Davis	193.900
6. Utah State	191.875

2015 AT CALIFORNIA

1. Georgia	197.025
2. Utah	196.575
3. California	196.000
4. Boise State	195.375
5. Utah State	195.150
6. Brigham Young	194.150

2016 AT UTAH

1. Utah	197.125
2. UCLA	196.375
3. Washington	195.825
4. Illinois	195.350
5. Utah State	195.025
6. Southern Utah	194.950

2017 AT ARKANSAS

1. Utah	197.150
2. Denver	197.050
3. Arkansas	196.600
Auburn	196.600
5. California	196.300
6. Central Michigan	195.675

2018 AT UTAH

1. Utah	197.475
2. California	196.725
3. Auburn	196.525
4. Brigham Young	196.300
5. Stanford	195.600
6. Southern Utah	194.625

2019 AT LSU

Final

1. LSU	197.500
2. Utah	197.250
3. Minnesota	196.900
4. Auburn	195.725

Second Round

1. Utah	196.800
2. Minnesota	196.300
3. Arkansas	196.175
4. Brigham Young	195.550

2021 AT UTAH (WEST VALLEY CITY)

Final

1. Utah	197.925
2. LSU	197.750
3. Arizona State	197.600
3. Kentucky	197.600

Second Round

1. Utah	197.500
2. Arizona State	196.600
3. Southern Utah	195.975
4. Boise State	195.825

2022 AT WASHINGTON (SEATTLE)

Final

1. Utah	198.200
2. Alabama	198.175
3. Michigan State	197.650
4. Stanford	197.250

Second Round

1. Utah	197.800
2. Stanford	197.450
3. Oregon State	197.425
4. Illinois	197.375

NATIONAL CHAMPIONSHIP FINISHES

1976 AIAW AT APPALACHIAN STATE

1. Clarion	107.95
2. SW Missouri State	106.80
3. Cal State-Fullerton	106.30
4. Southern Illinois	106.00
5. Penn State	104.25
6. Arizona State	103.00
7. Massachusetts	102.55
8. Nevada	102.40
9. Indiana State	101.72
10. Utah	101.65
11. Canisius	101.05
12. Oregon	99.65
13. Washington	99.60
14. Grand View College	99.40
15. Seattle Pacific	99.40
16. Louisville	98.90
17. Kent State	97.70
18. San Diego State	97.45
19. Colorado	97.35
20. USC	96.95
21. Wisconsin	96.70
22. Michigan State	96.50
23. LSU	96.40
24. Minnesota	93.35
25. Central Michigan	91.05

1977 AIAW AT CENTRAL MICHIGAN

1. Clarion	147.80
2. Cal State-Fullerton	146.80
3. Penn State	146.40
4. Massachusetts	144.70
5. USC	142.30
6. SW Missouri State	141.95
7. Indiana State	138.55
Arizona State	138.55
9. Utah	138.50
10. Southern Illinois	138.15
11. UCLA	136.40
12. Michigan State	136.15
Nevada	136.15
14. LSU	136.05
15. Washington	133.85
16. Louisville	133.15

1978 AIAW AT WASHINGTON

1. Penn State	147.70
2. Cal State-Fullerton	147.55
3. SW Missouri State	145.05
4. Clarion	142.05
5. USC	141.65
6. Utah	141.10
7. Arizona State	140.88
8. Massachusetts	138.70
9. LSU	137.70
10. Louisville	136.30
11. Michigan State	136.15
12. Southern Illinois	135.90
13. San Diego State	134.30
14. Georgia	133.30
15. New Hampshire	131.35
16. Kent State	129.90

AIAW CHAMPIONS - 1981



1979 AIAW AT PENN STATE

1. Cal State-Fullerton	143.80
2. Penn State	143.70
3. Clarion	141.75
4. Utah	138.10
5. USC	137.70
SW Missouri State	137.70
7. Oregon State	134.55
8. Louisville	133.90
9. Pittsburgh	133.85
10. Utah State	133.70
11. LSU	131.95
Nebraska	131.95
13. Georgia	131.60
14. Eastern Kentucky	130.45
15. UCLA	130.55
16. Kent State	129.80

1980 AIAW AT LOUISIANA STATE

1. Penn State	145.00
2. Utah	144.15
3. Cal State-Fullerton	143.65
4. Oregon State	140.15
5. UCLA	138.85
6. LSU	137.90
7. Brigham Young	137.50
8. Louisville	137.40
9. Arizona State	136.95
10. Jacksonville State	135.15
11. Southern Illinois	132.85
12. Florida	132.65
13. Utah State	131.45
14. Oklahoma State	131.05
15. Minnesota	130.05
16. Nebraska	126.70

1981 AIAW AT UTAH

1. Utah	145.65
2. UCLA	144.10
3. Cal State-Fullerton	141.95
4. Penn State	141.80
5. Arizona State	141.60
6. Florida	141.35
7. Oregon State	141.15
8. Oklahoma State	138.45
9. USC	137.00
10. Brigham Young	136.00
11. LSU	135.45
12. Pittsburgh	135.40
13. Louisville	134.00
14. Utah State	132.75
15. Ohio State	132.30
16. Missouri	130.00

1982 NCAA AT UTAH

1. Utah	148.60
2. Cal State-Fullerton	144.15
3. Penn State	143.10
4. Oregon State	143.00
5. Arizona State	142.95
6. UCLA	142.40
7. Florida	140.90
8. Nebraska	138.10
9. Oklahoma State	137.20
10. Michigan	136.90

NCAA CHAMPIONS - 1982



1983 NCAA AT UTAH

1. Utah	184.65
2. Arizona State	183.30
3. Cal State-Fullerton	179.25
4. Alabama	179.05
5. Florida	177.85
6. UCLA	177.80
LSU	177.80
8. Ohio State	176.65
9. Oregon State	173.55
10. Nebraska	165.55

INFORMATION

ATHLETE PROFILES

COACHES AND STAFF

RECORDS / AWARDS

REVIEW / OPPONENTS

RESULTS

HERE'S UTAH

NATIONAL CHAMPIONSHIP FINISHES

1984 NCAA AT UCLA

1. Utah	186.05
2. UCLA	185.55
3. Cal State-Fullerton	183.90
4. Arizona State	183.65
5. Florida	182.20
6. Alabama	180.80
7. Penn State	179.45
8. Washington	178.55
9. Georgia	177.60
10. Arizona	176.90

1985 NCAA AT UTAH

1. Utah	188.35
2. Arizona State	186.30
3. Florida	184.30
4. Alabama	184.05
5. Cal State-Fullerton	183.50
6. Oregon State	183.15
7. Georgia	180.50
8. Ohio State	179.75
9. Penn State	179.00
10. Oklahoma	177.40

1986 NCAA AT FLORIDA

1. Utah	186.95
2. Arizona State	186.70
3. Alabama	186.35
4. Georgia	184.45
5. Cal State-Fullerton	184.40
6. Penn State	182.70
7. UCLA	181.70
8. Florida	181.30
9. LSU	180.55
10. Ohio State	177.80

1987 NCAA AT UTAH

1. Georgia	187.90
2. Utah	187.55
3. UCLA	187.00
4. Alabama	186.60
5. Arizona State	184.00
6. Florida	183.80
7. LSU	181.50
8. Ohio State	180.20
9. Washington	179.85
10. Nebraska	179.50
11. Arizona	179.45
12. Oregon State	174.50

1988 NCAA AT UTAH

1. Alabama	190.05
2. Utah	189.50
3. UCLA	188.80
4. LSU	187.90
5. Georgia	186.80
6. Florida	186.65
7. Oregon State	186.50
8. Arizona State	185.10
9. Arizona	184.00
10. Nebraska	183.55
11. Penn State	179.70
12. Michigan State	178.80

NCAA CHAMPIONS - 1984



1989 NCAA AT GEORGIA

1. Georgia	192.65
2. UCLA	192.60
3. Alabama	192.10
4. Nebraska	190.80
5. Utah	190.20
6. Cal State-Fullerton	189.45
7. Arizona State	187.90
7. Oregon State	187.90
9. Oklahoma	187.05
10. Florida	187.00
11. Arizona	186.50
12. Ohio State	186.40

1990 NCAA AT OREGON STATE

1. Utah	194.900
2. Alabama	194.575
3. Georgia	193.225
4. UCLA	193.100
5. Nebraska	192.225
6. LSU	192.100
7. Oregon State	189.950
8. Cal State-Fullerton	189.700
9. Towson State	187.975
10. Florida	187.175
Arizona	187.175
12. Ohio State	183.650

1991 NCAA AT ALABAMA

1. Alabama	195.125
2. Utah	194.375
3. Georgia	193.375
4. Oregon State	192.350
5. Penn State	190.950
6. Florida	189.700
7. LSU	188.600
8. Brigham Young	187.700
9. Arizona State	187.650
Auburn	187.650
11. Arizona	187.475
12. Utah State	185.950

1992 NCAA AT MINNESOTA

1. Utah	195.65
2. Georgia	194.60
3. Alabama	193.35
4. Penn State	192.70
5. Arizona	191.95
6. Oregon State	191.30
7. Arizona State	191.00
8. California	190.70
9. UCLA	189.80
10. Stanford	189.10
11. Florida	188.70
12. Brigham Young	187.70

1993 NCAA AT OREGON STATE

1. Georgia	198.000
2. Alabama	196.825
3. Utah	195.825
4. UCLA	194.925
5. Auburn	194.725
6. Arizona	194.075
7. Oregon State	193.425*
LSU	193.425*
9. Michigan	193.125*
10. Florida	192.950*
11. Penn State	192.700*
12. Arizona State	192.175*

Semifinal II Results

1. Utah	196.325
2. Arizona	194.025
3. Auburn	193.775
4. LSU	193.425
5. Penn State	192.700
6. Arizona State	192.175

NCAA CHAMPIONS - 1990



NATIONAL CHAMPIONSHIP FINISHES

NCAA CHAMPIONS - 1994



1994 NCAA AT UTAH

1. Utah	196.400
2. Alabama	196.350
3. Georgia	195.850
4. Michigan	195.150
5. UCLA	194.975
6. Florida	194.850
7. Oregon State	193.625*
8. LSU	193.225*
9. Brigham Young	192.325*
10. Arizona State	190.825*
11. Washington	190.525*
12. New Hampshire	188.450*

Semifinal II Results

1. Alabama	196.300
2. Utah	194.925
3. Florida	194.250
4. Oregon State	193.625
5. LSU	193.225
6. Arizona State	190.825

1995 NCAA AT GEORGIA

1. Utah	196.650
2. Alabama	196.425
Michigan	196.425
4. UCLA	196.150
5. Georgia	196.075
6. Oregon State	194.850
7. Florida	195.425*
8. Penn State	194.150*
9. LSU	193.025*
10. Brigham Young	191.975*
11. Nebraska	191.750*
12. West Virginia	189.650*

Semifinal I Results

1. Georgia	196.825
2. Michigan	195.700
3. Utah	195.325
4. LSU	193.025
5. Nebraska	191.750
6. West Virginia	189.650

1996 NCAA AT ALABAMA

1. Alabama	198.025
2. UCLA	197.475
3. Utah	196.775
Georgia	196.775
5. Oregon State	196.525
6. Michigan	196.375
7. Arizona	195.125*
8. Florida	194.825*
9. Stanford	194.025*
10. Nebraska	193.950*
11. Penn State	192.700*
12. Brigham Young	192.500*

Semifinal II Results

1. Alabama	196.325
2. Utah	196.000
3. Oregon State	195.700
4. Arizona	195.125
5. Florida	194.825
6. Stanford	194.025

1997 NCAA AT FLORIDA

1. UCLA	197.150
2. Arizona State	196.850
3. Georgia	196.600
4. Michigan	196.500
5. Florida	196.425
6. Nebraska	195.250
7. Utah	196.025*
8. Washington	195.975*
9. Alabama	195.600*
10. Minnesota	194.775*
11. Penn State	194.300*
12. LSU	193.825*

Semifinal I Results

1. Georgia	197.075
2. UCLA	196.425
3. Nebraska	196.025^
Utah	196.025^
5. Penn State	194.300
6. LSU	193.825

^Nebraska won tiebreaker to advance to Super Six

1998 NCAA AT UCLA

1. Georgia	197.725
2. Florida	196.350
3. Alabama	196.300
4. Utah	196.025
5. UCLA	195.750
6. Arizona State	195.450
7. Washington	195.450*
8. Michigan	195.425*
9. LSU	195.300*
10. Penn State	194.625*
11. North Carolina State	194.125*
12. Brigham Young	193.400*

Semifinal II Results

1. UCLA	196.925
2. Florida	196.750
3. Utah	196.200
4. Washington	195.450
5. LSU	195.300
6. Penn State	194.625

1999 NCAA AT UTAH

1. Georgia	196.850
2. Michigan	196.550
3. Alabama	195.950
4. Arizona State	195.900
5. UCLA	195.850
6. Nebraska	194.800
7. Utah	195.475*
8. Penn State	194.775*
9. LSU	194.475*
11. Florida	194.000*
Stanford	194.000*
12. West Virginia	191.850*

Semifinal II Results

1. Georgia	197.025
2. Michigan	196.575
3. Nebraska	196.225
4. Utah	195.475
5. Penn State	194.775
6. Florida	194.000

NCAA CHAMPIONS - 1995



NATIONAL CHAMPIONSHIP FINISHES

2000 NCAA AT BOISE STATE

1. UCLA	197.300
2. Utah	196.875
3. Georgia	196.800
4. Nebraska	196.725
5. Alabama	196.500
6. Michigan	195.725
7. Penn State	195.350*
8. Iowa State	195.325*
9. LSU	194.950*
10. Oregon State	194.750*
11. Brigham Young	194.500*
12. West Virginia	194.175*

Semifinal I Results

1. Georgia	196.775
2. Utah	196.125
3. Alabama	196.075
4. LSU	194.950
5. Oregon State	194.750
6. Brigham Young	194.500

2001 NCAA AT GEORGIA

1. UCLA	197.575
2. Georgia	197.400
3. Michigan	197.275
4. Alabama	196.550
5. Utah	196.025
Nebraska	196.025
7. Florida	195.825*
8. Stanford	195.400*
9. Arizona State	194.775*
10. Oklahoma	193.875*
11. Oregon State	193.775*
12. Denver	193.625*

Semifinal II Results

1. Georgia	197.100
2. Utah	196.575
3. Nebraska	196.200
4. Stanford	195.400
5. Arizona State	194.775
6. Denver	193.625

2002 NCAA AT ALABAMA

1. Alabama	197.575
2. Georgia	197.250
3. UCLA	197.150
4. Utah	196.950
5. Nebraska	196.425
6. Stanford	196.025
7. Michigan	196.175*
8. LSU	195.850*
9. Minnesota	195.700*
10. Florida	195.675*
11. Arizona	194.975*
12. Oregon State	192.925*

Semifinal I Results

1. Utah	196.775
2. Georgia	196.650
3. Nebraska	196.575
4. Michigan	196.175
5. LSU	195.850
6. Arizona	194.975

2003 NCAA AT NEBRASKA

1. UCLA	197.825
2. Alabama	197.275
3. Georgia	197.150
4. Nebraska	197.125
5. Michigan	196.050
6. Utah	195.300
7. Florida	196.325*
8. Stanford	196.200*
9. Arizona State	194.225*
10. LSU	194.000*
11. Iowa	193.825*
12. Auburn	193.525*

Semifinal II Results

1. Nebraska	197.325
2. Utah	196.850
3. Georgia	196.625
4. Florida	196.325
5. Stanford	196.200
6. Auburn	193.525

2004 NCAA AT UCLA

1. UCLA	198.125
2. Georgia	197.200
3. Alabama	197.125
Stanford	197.125
5. Florida	196.800
6. Utah	195.775
7. LSU	196.650*
8. Michigan	196.500*
9. Arizona State	196.325*
10. Nebraska	196.150*
11. Oklahoma	195.750*
12. Iowa	194.775*

Semifinal II Results

1. UCLA	197.675
2. Alabama	197.325
3. Utah	196.925
4. LSU	196.650
5. Michigan	196.500
6. Arizona State	196.325

2005 NCAA AT AUBURN

1. Georgia	197.825
2. Alabama	197.400
3. Utah	197.275
4. UCLA	197.150
5. Michigan	196.575
6. Nebraska	196.425
7. Florida	196.225*
8. Iowa State	195.975*
9. LSU	195.800*
10. Penn State	194.975*
11. Brigham Young	194.625*
12. Oklahoma	194.425*

Semifinal I Results

1. Utah	196.850
2. Michigan	196.575
3. Nebraska	195.875
4. LSU	195.800
5. Penn State	194.975
6. Oklahoma	194.425

2006 NCAA AT OREGON STATE

1. Georgia	197.750
2. Utah	196.800
3. Alabama	196.725
4. Florida	196.275
5. Nebraska	196.175
6. Iowa State	194.725
7. Michigan	196.000*
8. LSU	195.650*
9. Arizona State	195.575*
10. Oklahoma	195.525*
11. Oregon State	195.150*
12. Arkansas	194.375*

Semifinal I Results

1. Nebraska	196.325
2. Alabama	196.250
3. Utah	196.175
4. Michigan	196.000
5. LSU	195.650
6. Oklahoma	195.525

NCAA RUNNER-UP - 2000



NATIONAL CHAMPIONSHIP FINISHES

NCAA RUNNER-UP - 2007



2007 NCAA AT UTAH

1. Georgia	197.850
2. Utah	197.250
3. Florida	197.225
4. UCLA	196.925
5. Stanford	196.825
6. Nebraska	195.975
7. LSU	196.275*
8. Oklahoma	196.250*
9. Alabama	196.125*
10. Denver	195.575*
11. Michigan	195.100*
Oregon State	195.100*

Semifinal II Results

1. Utah	197.325
2. Stanford	197.200
3. UCLA	196.475
4. LSU	196.275
5. Denver	195.575
6. Michigan	195.100

2008 NCAA AT GEORGIA

1. Georgia	197.450
2. Utah	197.125
3. Stanford	196.750
4. Florida	196.700
5. LSU	196.350
6. Alabama	196.125
7. UCLA	196.725*
8. Michigan	196.075*
Oklahoma	196.075*
10. Arkansas	195.825*
11. Oregon State	195.475*
12. Denver	194.200*

Semifinal II Results

1. Georgia	197.625
2. Utah	196.950
3. Stanford	196.900
4. UCLA	196.725
5. Michigan	196.075
6. Denver	194.200

2009 NCAA AT NEBRASKA

1. Georgia	197.825
2. Alabama	197.575
3. Utah	197.425
4. Florida	196.725

5. Arkansas	196.475
6. LSU	196.375
7. UCLA	196.625*
8. Stanford	196.225*
9. Penn State	196.100*
10. Oklahoma	195.825*
11. Oregon State	195.350*
12. Illinois	195.050*

Semifinal II Results

1. Alabama	197.025
2. Arkansas	196.950
3. Utah	196.625^
UCLA	196.625^
5. Oregon State	195.350
6. Illinois	195.050

[^]Utah won the tiebreaker to advance to the Super Six

2010 NCAA AT FLORIDA

1. UCLA	197.725
2. Oklahoma	197.250
3. Alabama	197.225
4. Stanford	197.100
5. Florida	197.000
6. Utah	196.225
7. Nebraska	196.175*
8. Oregon State	196.050*
9. LSU	196.025*
10. Michigan	195.700*
11. Arkansas	195.600*
12. Missouri	194.600*

Semifinal I Results

1. UCLA	196.875
2. Utah	196.625
3. Oklahoma	196.550
4. Nebraska	196.175
5. Oregon State	196.050
6. LSU	196.025

2011 NCAA IN CLEVELAND

1. Alabama	197.650
2. UCLA	197.375
3. Oklahoma	197.250
4. Nebraska	196.725
5. Utah	196.500
6. Michigan	196.425
7. Florida	196.125*
8. Oregon State	196.100*

9. Arkansas	195.450*
Georgia	195.450*
11. Illinois	195.100*
12. Kent State	195.000*

Semifinal II Results

1. Alabama	197.050
2. Nebraska	196.850
3. Utah	196.200
4. Florida	196.125
5. Oregon State	196.100
6. Kent State	195.000

2012 NCAA IN DULUTH

1. Alabama	197.850
2. Florida	197.775
3. UCLA	197.750
4. Stanford	197.500
5. Utah	197.375
6. Arkansas	196.300
7. Oklahoma	196.925*
8. Nebraska	196.625*
9. LSU	196.550*
10. Ohio State	196.525*
11. Georgia	196.500*
12. Oregon State	196.475*

Semifinal I Results

1. UCLA	197.400
2. Utah	197.200
3. Stanford	197.125
4. Oklahoma	196.925
5. Nebraska	196.625
6. LSU	196.550

2013 NCAA AT UCLA

1. Florida	197.575
2. Oklahoma	197.375
3. Alabama	197.350
4. UCLA	197.100
5. LSU	197.050
6. Georgia	196.675
7. Minnesota	196.375*
8. Michigan	196.850*
9. Utah	196.200*
10. Arkansas	196.150*
11. Illinois	195.700*
12. Stanford	194.700*

Semifinal II Results

1. Alabama	197.350
2. Oklahoma	197.200
UCLA	197.200
4. Michigan	196.850
5. Utah	196.200
6. Arkansas	196.150

2014 IN BIRMINGHAM

1. Florida	198.175
Oklahoma	198.175
3. LSU	197.600
4. Alabama	197.550
5. Georgia	197.050
6. Nebraska	196.500
7. Utah	197.025*
8. UCLA	197.000*
9. Stanford	196.600*
10. Michigan	196.425*

INFORMATION

ATHLETE PROFILES

COACHES AND STAFF

REVIEW / OPPONENTS

RECORDS / AWARDS

RESULTS

HERE'S UTAH

NATIONAL CHAMPIONSHIP FINISHES

11. Illinois 195.800*
12. Penn State 194.825*

Semifinal II Results

1. Alabama 197.650
- Florida 197.650
3. Nebraska 197.100
4. **Utah** **197.025**
5. UCLA 197.000
6. Penn State 194.825

2015 IN FORT WORTH

1. Florida 197.850
2. **Utah** **197.800**
3. Oklahoma 197.525
4. Alabama 197.275
5. Stanford 197.250
6. Auburn 196.625
7. Michigan 197.025*
8. Nebraska 196.675*
9. Georgia 196.600*
10. LSU 196.550*
11. UCLA 196.400*
12. Oregon State 195.875*

Semifinal I Results

1. **Utah** **197.475**
- Florida 197.475
3. Stanford 197.175
4. Michigan 197.025
5. Georgia 196.600
6. UCLA 196.400

2016 IN FORT WORTH

1. Oklahoma 197.6750
2. LSU 197.4500
3. Alabama 197.4375
4. Florida 197.3500
5. UCLA 196.8250
6. Georgia 196.8125
7. California 195.9500*
8. Nebraska 195.7750*
9. **Utah** **195.7625***
10. Stanford 195.5750*
11. Auburn 195.1000*
12. Minnesota 194.9875*

Semifinal II Results

1. Oklahoma 197.7875
2. Alabama 197.3875
3. UCLA 196.7000
4. California 195.9500
5. Nebraska 195.7750
6. **Utah** **195.7625**

2017 IN ST. LOUIS

1. Oklahoma 198.3875
2. LSU 197.7375
3. Florida 197.7000
4. UCLA 197.2625
5. **Utah** **196.5875**
6. Alabama 196.0000
7. Nebraska 197.2125*
8. Washington 196.5625*
9. Denver 196.4750*
10. Michigan 196.4625*
11. Oregon State 196.3625*
12. Georgia 195.8000*

NCAA RUNNER-UP - 2015



Semifinal I Results

1. Oklahoma 197.7250
2. UCLA 197.5000
3. **Utah** **197.0500**
4. Washington 196.5625
5. Denver 196.4750
6. Oregon State 196.3625

2018 IN ST. LOUIS

1. UCLA 198.0750
2. Oklahoma 198.0375
3. Florida 197.8500
4. LSU 197.8375
5. **Utah** **196.9000**
6. Nebraska 196.8000
7. Georgia 196.6875*
8. Alabama 196.6250*
9. California 196.5000*
10. Arkansas 196.4250*
11. Washington 196.2500*
12. Kentucky 196.0625*

Semifinal II Results

1. Oklahoma 198.0500
2. Florida 197.5875
3. **Utah** **197.1375**
4. California 196.5000
5. Washington 196.2500
6. Kentucky 196.0625

2019 IN FORT WORTH

1. Oklahoma 198.3375
2. LSU 197.8250
3. UCLA 197.5375
4. Denver 197.0000
5. Michigan 197.2000*
6. Oregon State 196.9000*
7. **Utah** **196.7250***
8. Georgia 196.4625*

Semifinal I Results

1. UCLA 197.6750
2. LSU 197.5125
3. Michigan 197.2000
4. **Utah** **196.7250**

2021 IN FORT WORTH

1. Michigan 198.2500
2. Oklahoma 198.1625
3. **Utah** **197.9875**
4. Florida 197.1375
5. Alabama 197.5750*
6. LSU 197.5625*
7. California 197.3625*
8. Minnesota 197.1875*

Semifinal I Results

1. Oklahoma 198.0875
2. **Utah** **197.6000**
3. Alabama 197.5750
4. LSU 197.5625

2022 IN FORT WORTH

1. Oklahoma 198.2000
2. Florida 198.0875
3. **Utah** **197.7500**
4. Auburn 197.3500
5. Missouri 197.2000*
6. Minnesota 197.1125*
7. Alabama 197.1000*
8. Michigan 196.2875*

Semifinal I Results

1. Oklahoma 198.1125
2. **Utah** **197.7125**
3. Minnesota 197.1125
4. Alabama 197.1000

*Score was from the semifinals

INFORMATION

ATHLETE PROFILES

COACHES AND STAFF

REVIEW / OPPONENTS

RECORDS / AWARDS

RESULTS

HERES UTAH

HERE'S UTAH



SALT LAKE CITY



Adam Barker

Home to the University of Utah and the state's capital city, Salt Lake City blends the amenities of a major metropolitan area with beautiful natural surroundings.

Featuring the majestic 11,000-foot peaks of the Wasatch Mountains to the east, and the Great Salt Lake and Oquirrh Mountains to the west, Salt Lake City is surrounded by majestic views in all directions. U.S. News & World Report ranked Salt Lake City as one of the "top 25 best places to live" and graded Utah as the "No. 3 Best State" for 2022. Its metro area population of 1.2 million ranks in the top 50 in the United States.

LIVING IN SALT LAKE

Named one of America's top-five friendliest and most-attractive cities by Travel+Leisure magazine, Salt Lake is the largest city in the state with 201,660 residents. The population along the Wasatch Front, which includes Ogden and Provo, has grown exponentially the last seven years to more than 2.7 million.

Its literacy rate, percentage of high school graduates, and percentage of college-educated citizens ranks among the best in the nation. Salt Lake has a moderate four-season climate, averaging 237 days of sunshine per year and 15% humidity.

With projects ranging from the renovation of historic buildings to the construction of new office towers, condominiums and apartments, a growing number of people not only work but live in the downtown area, and one in six residents is now in their 20s. Citing professional opportunities and quality of life, Rent.com ranked Salt Lake City the "most desirable place in the country for millennials to live" in 2020.

ENTERTAINMENT

Salt Lake City features a wide range of dining options, live music, two large modern malls, a diverse array of specialty stores, art galleries, professional symphony, opera, theater, dance, and cultural and ethnic festivals. It was rated as having the "No. 5 Best Downtown in America" by Livability.com in recent years.

The city played host to the 2002 Winter Olympics. The opening and closing ceremonies and the athletes village were located on the U campus. Salt Lake City annually joins forces with nearby resort town Park City to host the Sundance Film Festival.

Professional sports franchises in Salt Lake City include the Utah Jazz of the NBA, Real Salt Lake of Major League Soccer and Utah Royals of the National Women's Soccer League. Other franchises are the Salt Lake Bees (AAA baseball), Utah Grizzlies (hockey), Utah Warriors (Major League Rugby), the Real Monarchs (USL soccer).

OUTDOOR RECREATION

Some of the best skiing, fly fishing, hiking, mountain biking, rock climbing and river running found anywhere in the world is easily accessible. Eleven major ski resorts are within an hour drive from "Salt City" with Snowbird and Alta annually ranked among the "Top 10 in North America" by Forbes. Ten national parks are within a day's drive.

With so many recreational opportunities so readily available, Salt Lake was recognized as the eighth-fittest city in America by the Huffington Post and first for life expectancy by Livability.com.

BUSINESS

Forbes has named Utah the "Best State for Business and Careers" six times in the past 11 years, recognizing Salt Lake City as one of the major industrial banking, healthcare and transportation centers in the U.S. Utah was ranked No. 1 for GDP growth by Forbes and best economy by WalletHub in 2021. Several publications have taken note of Salt Lake's high number of creative class workers—including artists, scientists, engineers, and others in technology fields—with the "Silicon Slopes" growing exponentially on the south end of the metro area. A study released by the Kem C. Gardner Policy Institute in the fall of 2019 rated Utah's tech job growth as the second fastest in the nation at 4.9 percent per year over the last 10 years. Amazon rated Utah the "Most Entrepreneurial State" in 2018. The Salt Lake Convention Center will add a 25-floor, 700-room anchor hotel in the fall of 2022.

TRANSPORTATION

Salt Lake International, a Delta Airlines hub and one of America's best "on-time" airports, is located just 20 minutes from campus and is undergoing a \$4 billion redevelopment. It offers direct flights to 84 U.S. destinations and 11 international cities and handled a record 26.8 million passengers in 2019. TRAX light rail provides access to downtown Salt Lake, the University of Utah, the airport and many of the suburbs.

BEST CITY

The capital for one of Forbes' best states for business and careers, one of America's most livable downtowns, and the gateway to some of the best outdoor recreation anywhere, Salt Lake City has something for everyone.

THE UNIVERSITY OF UTAH



Founded in 1850, the University of Utah prepares students to live and compete in the global workplace. The U. encompasses 1,500 acres in the foothills of the Wasatch Mountain range.

With an enrollment of over 34,000, the U offers 100 undergraduate and more than 90 graduate level fields of study. In 2019, the University of Utah became one of the newest members of the prestigious Association of American Universities, which for more than 100 years has recognized the most outstanding academic institutions in the nation. Utah is now one of 65 AAU institutions, with only 33 of those members coming from Power Five conferences.

The U offers nationally-ranked programs in law, pharmacy, mathematics, business, biomedical engineering, family medicine, social sciences and humanities, fine arts, education, architecture, entertainment arts and engineering. It was rated among the top 45 public schools by U.S. News & World Report in 2022. The U has the lowest tuition among its Pac-12 and Big Ten public peers.

RESEARCH

A Tier 1 research university, the co-location of a comprehensive research university and an academic medical center makes the U one of fewer than 12 equivalent institutions in the country. Research funding continues to grow, totaling \$641 million in fiscal year 2021 and was ranked No. 2 for innovation impact productivity by the George W. Bush Institute.

Geneticist Mario R. Capecchi received the 2007 Nobel Prize in Physiology or Medicine for his work on gene targeting. Çağan Şekercioğlu, assistant professor of biology, won the Scientific and Technical Research Council of Turkey's highest prize for 2014. Peter J. Stang, distinguished professor of chemistry, received the 2013 Priestley Medal and 2011 National Medal of Science for his pioneering work in supramolecular chemistry.

TECHNOLOGY AND COMPUTER SCIENCES

The U's entertainment arts and engineering program has been regularly ranked among the top three in the U.S. over the last decade according to Animation Career Review. The University's computer science program, which earned a top 50 ranking in 2019, was founded in 1965 and began a pioneering legacy in computer graphics and visualization that continues today.

The College of Engineering was ranked No. 57 by U.S. News & World Report for 2023. The Scientific Computing & Imaging Institute is internationally recognized.

MEDICINE

University of Utah Hospitals and Clinics, a Level I trauma center, has earned a top-10 ranking among academic medical centers for patient care 12 years in a row, including No. 1 in 2020. U.S. News & World Report rated the Spencer F. Eccles School of Medicine's programs in primary care 25th, nursing 25th, and research 35th for 2023.

The U's surgeons were the first in the world to conduct a permanent artificial heart implant in 1982. More recently, the Utah Genome Project is one of several innovative medical research programs at the U. Other notable programs include the nationally-recognized Huntsman Cancer Institute, the Clinical Neurosciences Center and the Moran Eye Center.

BUSINESS SCHOOL

The David Eccles School of Business' undergraduate program was rated No. 40 by U.S. News & World Report for 2023. The school was ranked No. 11 for entrepreneurship and the graduate accounting program was rated top 35 by the same publication.

COLLEGE OF LAW

The S.J. Quinney College of Law was ranked 37th in the nation by U.S. News & World Report for 2023. It also earned top 20 ratings for practical training, as well as its public defender/prosecutor law and environmental law programs.

COLLEGE OF EDUCATION

Utah's College of Education has been ranked in the top 65 by U.S. News & World Report the past four years. Its special education and master's programs were also highly rated by College Choice.

CAMPUS LIFE

A lively residential living experience is provided in the beautiful Heritage Commons, which served as the Athletes Village for the 2002 Winter Olympics. The Donna Garff Marriott Honors Residential Scholars Community, the George S. Eccles Student Life Center, and the Lassonde Studios for housing student entrepreneurs have opened in recent years. Kahlert Village, featuring four themed communities, opened in the fall of 2020 and a new wing will be ready in the fall of 2023. The Impact and Prosperity Epicenter, the University West Village, and the Ivory University House are also scheduled to open in the next two years.

A TOP TIER UNIVERSITY

The U joined the prestigious Association of American Universities in 2019. Utah is now one of 65 AAU institutions, with only 33 of those members coming from Power 5 conferences.

JON M. HUNTSMAN CENTER



The most famous college gymnastics facility in the country, Utah's Jon M. Huntsman Center has showcased more major collegiate gymnastics meets than any other venue.

The Huntsman Center has hosted a record nine national championships—one AIAW and eight NCAA Championships: 1981 (AIAW), 1982, 1983, 1985, 1987, 1988, 1994, 1999 and 2007.

Other gymnastics events making Huntsman Center appearances include the 1979 USGF World Championships Trials, the 1980 and '82 Championships of the USA, the 1993 World University Games Trials, 14 NCAA regional championships and two Pac-12 Championships.

Opened in 1969 on the southeast side of campus (elevation 4,657 feet), the 15,000-seat Huntsman Center is still in pristine condition. The facility underwent a \$6 million renovation in the summer of 2014. The project included the installation of a super-grid ceiling structure, a state-of-the-art sound system, brighter and energy-efficient LED lighting in the arena and concourse, a maple wood floor, and updated graphics wrapping the walls of the lower bowl and mid-level concourse. New videoboards were installed in the fall of 2017 at a cost of \$4.1 million.

Also calling the Huntsman Center home are the Ute men's and women's basketball, and women's volleyball teams. The Huntsman Center ranks third among the nation's arenas for most NCAA Men's Basketball Tournament games held (81), including the 1979 Final Four starring Larry Bird and Magic Johnson.

UTES ROCK THE HOUSE!

FAN-TASTIC

Every NCAA gymnastics attendance record has been set in the Jon M. Huntsman Center, including the most people ever to watch a collegiate gymnastics meet (16,019 vs. Michigan in 2015) and highest season attendance average (15,273 in 2020). Utah gymnastics has attracted 30 crowds in excess of 15,000 and 56 crowds of 14,000 or more.

ATTENDANCE CHAMPS

Utah has led the nation in gymnastics attendance 36 of the last 40 years and has won 10 all-women's sports attendance titles. The Utes have averaged above 12,000 fans a meet since 1990 and over 14,500 a meet since 2010.

HOME COURT ADVANTAGE

Utah once went 24 years and 170 meets (Feb. 20, 1979 through Mar. 23, 2002) without losing a dual meet competition. It is the longest home win streak by any NCAA sport.

UTAH'S ATTENDANCE RECORDS

Meet: 16,019*, Utah vs. Michigan, Mar. 6, 2015
 Season Average: 15,273* (2020)
 NCAA Championships (3 days): 36,655* (2007)
 NCAA Championships (2 days): 17,203* (1983)
 NCAA Regional Championship: 8,469 (1992)
 Pac-12 Championship Combined: 23,568^ (2015)
 Pac-12 Championship 1st Session: 9,166^ (2015)
 Pac-12 Championship 2nd Session: 14,402^ (2015)

*NCAA Record; ^Pac-12 Record

TOP HUNTSMAN CENTER CROWDS

- 16,019* vs. Michigan 3-6-15
- 15,558 vs. Florida, 3-4-11
15,558 vs. UCLA, 2-18-17
15,558 vs. Stanford, 3-3-17
15,558 vs. Washington, 2-3-18
15,558 vs. Arizona, 2-1-19
15,558 vs. California, 2-9-19
15,558 vs. UCLA, 2-23-19
15,558 vs. Arizona State, 1-24-20
15,558 vs. Oregon State, 2-15-20
15,558 vs. Stanford, 3-6-20
- 15,552 vs. Georgia, 1-22-10
- 15,550 vs. Oregon State 1-23-16
- 15,447 vs. BYU, 3-28-08
- 15,310 vs. BYU, 1-27-12
- 15,238 vs. Cal State-Fullerton, 2-11-91
- 15,224 vs. Georgia, 3-15-14
- 15,503 vs. Washington, 2-13-16
- 15,403 vs. Georgia, 3-12-16

*NCAA Record

TOP SEASON AVERAGE ATTENDANCE

- | | | |
|-----|--------|------|
| 1. | 15,273 | 2020 |
| 2. | 15,244 | 2017 |
| 3. | 15,139 | 2018 |
| 4. | 14,950 | 2015 |
| 5. | 14,928 | 2016 |
| 6. | 14,842 | 2019 |
| 7. | 14,376 | 2014 |
| 8. | 14,213 | 2012 |
| 9. | 14,349 | 2013 |
| 10. | 14,213 | 2010 |

