

# 2025 UTAH BASEBALL MEDIA GUIDE



INAUGURAL BIG 12 SEASON





# CHARLIE MONFORT FIELD

AT AMERICA FIRST BALLPARK



COMING IN 2026 - VISIT [UTAHUTES.COM/BALLPARK](http://UTAHUTES.COM/BALLPARK)



## UTAH OVERVIEW

### GENERAL INFORMATION

Location: Salt Lake City, Utah  
 SLC Population: 199,723  
 Metro Population: 1.26 million  
 Elevation: 4,738 feet above sea level  
 President: Dr. Taylor Randall  
 Director of Athletics: Mark Harlan  
 Founded: 1850  
 Enrollment: 36,970  
 Conference: Big 12  
 Nickname: Utes  
 Colors: Red, White and Black  
 Mascot: Swoop (red-tailed hawk)  
 Stadium: Smith's Ballpark  
 Surface: Natural Grass  
 Website: www.UtahUtes.com

### DEPARTMENT PHONE NUMBERS

Athletics Department: (801) 581-8171  
 Communications: (801) 554-8545 / (801) 581-3510  
 Ticket Office: (801) 581-UTIX (8849)

## CREDITS

**Editorial and Layout:** Ryan Gallant, Lynde Hoopes  
**Covers:** Douglas Wilson  
**Archives:** Ryan Gallant, Lynde Hoopes, Tony Jones, Brianna Valcarcel, Utah Digital Newspaper Archives, University of Utah Usonian Yearbook Archives, NCAA  
**Photography:** Bryan Byerly, Hunter Dyke, Thom Kendall, Sophia Kuder, Brad Lapp, Rob Belnap, Davis Kuhn, Jackson Bilawa, August Miller, Axe Tang, William Fawcett, Getty Images, Colorado Rockies, University Relations and Athletic Communications archives.

## ARCHIVES NOTE

As part of a long-term and ongoing project, a variety of Utah Baseball historical information and records have been manually transcribed from paper to digital format over the last three years, covering anything from team rosters to yearly season statistics and game results. Most seasons from 1958 to the present are represented in the archives some way, but information for some seasons is unavailable, incomplete or not yet digitized.

**Every effort** is made to ensure information and records are digitized accurately, but this is a lengthy process that can occasionally introduce errors. If you notice an accidental typo, omission or possible mistake, our sincere apologies; please contact Ryan Gallant in the Utah Athletic Communications office. In certain cases, the Athletic Communications team may request documentation or other proof before honoring a request to revise archival information.


<b>INFORMATION</b>	<b>3</b>
Utah Overview	3
Quick Facts	4
Coaches, Staff and Senior Directors	5
Covering the Utes	6
Local Media Directory	7
2025 Schedule	8
2025 Roster	9-10

<b>THIS IS UTAH</b>	<b>11</b>
The University of Utah	12
Smith's Ballpark	13
"An Evening With" Banquet	14

<b>COACHES AND STAFF</b>	<b>15</b>
Head Coach Gary Henderson	16
Assistant Coach Todd Guilliams	18
Assistant Coach Mike Brown	19
Assistant Coach Troy Squires	20
Director of Ops Beau Kerns	20

<b>2024 IN REVIEW</b>	<b>21</b>
Awards Recap	22
Season Statistics	23-32

<b>HISTORY AND RECORDS</b>	<b>33</b>
Yearly Records and Coaches	34
Team Hitting Year-by-Year	35
Team Pitching Year-by-Year	36
Individual Batting Records	37-39
Individual Pitching Records	39-40
Individual Fielding Records	40
Team Batting Records	41
Team Pitching Records	42
Team Fielding Records	42
NCAA Tournament History	43
National Awards	44
All-Conference Honors	45-46
MLB Draft History	47-48
All-Time Letterwinners	49-51



*Senior shortstop Core Jackson returns this season after leading the Utes last season with a .363 batting average and earning All-Conference honors.*



*Right-handed pitcher Merit Jones was selected as a draft-eligible sophomore by the Minnesota Twins, before Jones elected to return to Utah for his junior season.*

## DIRECTIONS TO SMITH'S BALLPARK

Smith's Ballpark is located in downtown Salt Lake City at 77 West 1300 South, with the home plate entrance located at the corner of West Temple and 1300 South. The ballpark is also accessible via Ballpark Station on the TRAX Red, Blue and Green lines.

### Driving Directions

Take I-15 to Exit 305C (1300 South). At the end of the ramp, follow signs for Smith's Ballpark. At the intersection with West Temple, Smith's Ballpark will be on the right; parking will be on the left.

Smith's Ballpark  
 77 West 1300 South  
 Salt Lake City, UT 84115

### Parking

Gameday parking is available on the North side of 1300 South, across the street from the ballpark. No passes are required during Utes game; media and fans can park free of charge.



# Quick Facts

## GENERAL INFORMATION

Location	Salt Lake City, Utah
SLC Population	199,723
Metro Population	1.26 million
Elevation	4,657 feet above sea level
President	Dr. Taylor Randall
Director of Athletics	Mark Harlan
Founded	1850
Enrollment	36,881
Conference	Big 12
Nickname	Utes
Colors	Red, White and Black
Mascot	Swoop (red-tailed hawk)
Stadium	Smith's Ballpark
Surface	Natural Grass
Website	www.UtahUtes.com

## BASEBALL HISTORY

First Year of Baseball	1892
NCAA Tournament Appearances	5 (1951, '59, '60, 2009, '16)
College World Series Appearances	1 (1951)
Conference Championships	5 (1964, '65, '97, 2009t, '16)

t denotes conference tournament, others regular season

## 2024 IN REVIEW

Overall Record	33-22
Pac-12 Record (Finish)	16-14 (7th)
Highest National Ranking	D1Baseball.com - No. 25 (April 29) NCBWA - RV (several times) Coaches Poll - RV (several times)

## COACHING STAFF

Head Coach	Gary Henderson (San Diego State '84)
Years at Utah	Fourth as Head Coach / Sixth Overall
Utah Record	81-81-2 (Three seasons)
Career Record	400-338-2 (13 seasons)
Assistant Coach	Todd Guilliams (Eastern Kentucky '88)
Asst. Coach / Recruiting Coord.	Mike Brown (Kentucky '08)
Assistant Coach	Troy Squires (Kentucky '17)
Director of Operations	Beau Kerns (Lewis-Clark '16)

## FACILITY INFO

Home Field	Smith's Ballpark
Address	77 W 1300 S, Salt Lake City UT 84115
Gameday Press Box Phone	(801) 554-8545
Capacity	14,511
Dimensions	
Left Field	345'
Left-Center Field	386'
Center Field	420'
Right-Center Field	373'
Right Field	315'

## 2025 OUTLOOK

### ROSTER BREAKDOWN

Letterwinners Returning/Lost	17 / 21
Starters Returning	5 (3 position players, 2 pitchers)
Starters Lost	6 (5 position players, 1 pitcher)
Newcomers	22

### SELECTED RETURNING POSITION PLAYERS

Kaden Carpenter	OF	Jr.	.278, 9 2B, 6 HR, 26 RBI, 1 OF ast
Drake Digiorno	INF	Sr.	.301, 15 2B, 4 HR, 32 RBI, 20 BB
Core Jackson	INF	Sr.	.363, 15 2B, 4 HR, 41 RBI, 17-25 SB
Tyler Quinn	INF	Gr.	.218, 9 2B, 4 HR, 25 RBI, 19 BB

### SELECTED RETURNING PITCHERS

Jackson Elder	RHP	Sr.	20 app, 2-2, 36.2 IP, 5.15 ERA, 29 K
Merit Jones	RHP	Jr.	13 GS, 3-5, 5.66 ERA, 68.1 IP, 68 K
Colter McAnelly	RHP	So.	15 app, 5-4, 51 IP, 4.76 ERA, 45 K
Payton Riske	RHP	R-Fr.	8 app, 2-0, 17 IP, 5.29 ERA, 14 K

### TOP PLAYERS LOST

Micah Ashman	LHP	Sr.	Signed (DET - 11th Round)
TJ Clarkson	OF	Sr.	Graduated
Randon Hostert	RHP	Sr.	Graduated
Kai Roberts	OF	Sr.	Signed (SD - 7th Round)
Bryson Van Sickle	LHP	Sr.	Graduated

# Staff Directory



## STRATEGIC COMMUNICATIONS STAFF

Name	Title	Phone	Email
<b>Ryan Gallant</b>	<b>Associate Director (BSB, Ski, No. 2 FB)</b>	<b>801-554-8545</b>	<b>rgallant@huntsman.utah.edu</b>
Paul Kirk	Senior Associate A.D. (admin, interim GYM)	801-581-3511	pkirk@huntsman.utah.edu
Keeler McJunkin	Assistant A.D. / Strategic Communications (No. 1 FB)		kmcjunkin@huntsman.utah.edu
John Vu	Associate Director (MBB, XC/TF)	714-728-9163	jvu@huntsman.utah.edu
Corie Sue Holmes	Associate Director (WBB, MTEN, No. 2 WTEN)	801-389-0203	cholmes@huntsman.utah.edu
Mark Inserra	Assistant Director (SB, No. 2 S/D, No. 3 FB)	973-896-5656	minserra@huntsman.utah.edu
Chase Farris	Communications Assistant (WSOC, MLAX, S/D)	949-726-2502	cfarris@huntsman.utah.edu
Jacob Suomi '25	Student Assistant (Golf, No. 2 MBB, No. 2 WBB)		jsuomi@huntsman.utah.edu
Hayden Manhart '26	Student Assistant (WTEN, No. 2 VB)		hmanhart@huntsman.utah.edu
Lynde Hoopes	Administrative Assistant	801-581-3510	lhoopes@huntsman.utah.edu

## BASEBALL COACHES

Name	Position	Year at Utah	Alma Mater
Gary Henderson	Head Coach	6th (4th as HC)	San Diego State '84
Todd Williams	Assistant Coach	4th	Eastern Kentucky '88
Mike Brown	Assistant Coach/Recruiting Coordinator	4th	Kentucky '08
Troy Squires	Assistant Coach	4th	Kentucky '17
Beau Kerns	Director of Operations	1st	Lewis-Clark '16

## BASEBALL SUPPORT STAFF

Jessica Cook	Athletic Trainer	Nick Trusnovac	Event Management
Riley Welch	Sports Performance Coach	Austin Cook	Tickets
Mary Chris Finnigan	Academic Advisor	Miles Gage	Marketing
Meredith Price	Sports Nutrition	Marlena Adams	NCAA Compliance
Anna Cruse	Applied Health & Performance Science	Emma Reardon	Administrative Assistant
Olivia Larrea	Equipment		

## ATHLETICS SENIOR DIRECTORS

		PHONE	EMAIL
Mark Harlan	Athletics Director	801-581-3508	mharlan@utah.edu
Charmelle Green	Deputy Athletics Director (COO/SWA)		cgreen@huntsman.utah.edu
John Jentz	Deputy Athletics Director (CFO)	801-585-7386	jjentz@huntsman.utah.edu
Patrick Nowlin	Deputy Athletics Director (CRO)	801-587-9371	patrick.nowlin@utah.edu
Manny Hendrix	Sr. Associate A.D. (Alumni Engagement)	801-585-7233	mhendrix@huntsman.utah.edu
Paul Kirk	Sr. Associate A.D. (Strategic Communications)	801-581-3511	pkirk@huntsman.utah.edu
Jason Greco	Sr. Associate A.D. (Compliance / Sport Admin. for BSB)		jgreco@huntsman.utah.edu
Cathy Badger	Sr. Associate A.D. (Academic Services)		cbadger@huntsman.utah.edu
Keith Embrey	Associate A.D. (Belonging & Student Success)		keith.embrey@utah.edu
Liz Prince	Associate A.D. (Sport Admin./S-A Wellbeing)		lprince@huntsman.utah.edu
Jeff Rudy	Associate A.D. (Administration)	801-581-8563	jrudy@huntsman.utah.edu
Gavin Gough	Associate A.D. (Facilities/Operations/Capital Projects)	801-585-5601	ggough@huntsman.utah.edu
Rob Clark	Associate A.D. (Development)	801-213-4097	rob.clark@utah.edu
Sean Farrell	Associate A.D. (Sales/Development)	801-581-8849	sfarrell@huntsman.utah.edu

## OTHER IMPORTANT TELEPHONE NUMBERS

Athletics Department	801-581-8171
Ticket Office	801-581-8849

## MAILING/OVERNIGHT ADDRESS

University of Utah Athletics Department  
 1825 E. South Campus Dr.  
 Salt Lake City, UT 84112-0900



# Covering the Utes

INFORMATION

THIS IS UTAH

COACHES & STAFF

2024 IN REVIEW

HISTORY AND RECORDS

## CREDENTIALS

For all games at Smith's Ballpark, please submit credential requests to Ryan Gallant (rgallant@huntsman.utah.edu / 801-554-8545) at least 24 hours prior to the scheduled game. For Utah road games, please connect with the communications liaison for the home team.

## MEDIA AVAILABILITY

Please contact Ryan Gallant with all interview requests for head coach Gary Henderson, his staff and the student-athletes. Please allow 24 hours for the communications team to organize the interview.

Following games and a brief cooling off period, Coach Henderson and requested student-athletes will be available for interviews on the field. For televised games, Coach Henderson and requested student-athletes will be available following any TV obligations.

The Utah clubhouse, sports medicine area and team-specific areas are closed to media.

Please contact Ryan Gallant for up-to-date, non-gameday media availability schedules. Student-athletes will not be made available on the team's off day (usually Mondays), and under no circumstances will personal phone numbers for coaches, student-athletes or team representatives be given out to media members. Please coordinate with the Utah Athletic Communications staff on all media-related needs.

## PRESS BOX SERVICES

Located on Level 4, the Smith's Ballpark press box opens two and a half hours prior to first pitch. An elevator to the press box is located behind home plate and can be accessed either from the ballpark entrance or concourse level.

Game notes, rosters, season statistics and final box scores are provided for each home game. Game previews will be posted on UtahUtes.com leading up to game day. Any media member who would like to be added to the Utah Baseball email distribution list may contact Ryan Gallant.

## PHOTOGRAPHERS / VIDEOGRAPHERS

Photographers and videographers covering games at Smith's Ballpark must check in with Ryan Gallant upstairs in the press box, no later than 30 minutes prior to the start of the game. Space is limited in the photo wells; photographers are encouraged to work with each other to share space as efficiently as possible.

### Field Access for Media

The field is open to credentialed media pregame until the end of the National Anthem. For the safety of all, any media who do access the field during pregame must remain on the warning track between the dugouts. Pregame ceremonies or first pitches that take place are open for media field access, so long as they do not interfere with the programming or other media covering it.

The field is closed once the National Anthem concludes. The lone exception to this is between innings, when the warning track may be used to actively move between photo wells or exit the field. Shooting from the stands is permitted as long as it does not interfere with fans' enjoyment of the game.

There is no gameday interview availability until postgame.



*ABCA All-American pitcher Bryson Van Sickle gives a postgame interview during the 2024 season with KSTU--the FOX television affiliate in Salt Lake City.*

## BASEBALL COMMUNICATIONS



**RYAN GALLANT**  
Associate Director  
801-554-8545  
rgallant@huntsman.utah.edu  
X: @RyanGallant\_

## UTAH BASEBALL ONLINE



youtube.com/user/uathletics



@UtahAthletics  
@UtahBaseball



Facebook.com/uathletics  
Facebook.com/utahbaseball



@utahathletics  
@utahbaseball



@utahathletics



@utahathletics  
@utahbaseball



utahutes.com



# Local Media Directory

## NEWSPAPERS

**Salt Lake Tribune**  
 90 S 400 W, Suite 700  
 Salt Lake City, UT 84101  
 801-257-8900  
 sports@sltrib.com  
 Jason Batacao  
 jbatacao@sltrib.com

**Deseret News**  
 55 N 300 W  
 Salt Lake City, UT 84101  
 801-237-2161  
 sports@deseretnews.com  
 Kent Condon, Sports Editor  
 kcondon@deseretnews.com  
 Joe Coles  
 jcoles@deseretnews.com

**Daily Utah Chronicle**  
 200 Central Campus Dr., #240  
 Salt Lake City, UT 84112  
 801-581-7041  
 Abbey Thomas, Sports Editor  
 athomas@dailyutahchronicle.com  
 Kyle Garrison, Asst. Sports Editor  
 kgarrison@dailyutahchronicle.com

## WIRE SERVICES

**Associated Press**  
 90 South 400 West, Suite 670  
 Salt Lake City, UT 84101  
 801-322-3405  
 Ed Montes, Sports Writer  
 emontes@ap.org  
 John Coon, Sports Writer  
 john\_coon@hotmail.com

## SPORTS RADIO

**ESPN 700 (Utah Flagship)**  
 50 W. Broadway, Suite 200  
 Salt Lake City, UT 84101  
 877-353-0700  
 Porter Larsen, Exec. Producer  
 plarsen@bwaymedia.com

**KSL Sports Zone (97.5/1280)**  
 301 W. South Temple  
 Salt Lake City, UT 84101  
 801-325-2500  
 Scott Garrard, Program Director  
 sgarrard@1280thezone.com

**KSL Newsradio (102.7/1160)**  
 Broadcast House  
 P.O. Box 1160  
 Salt Lake City, UT 84110  
 801-575-5535

## WEB OUTLETS

**KSL.com**  
 Josh Furlong, Beat Reporter  
 jfurlong@ksl.com

**KSLSports.com**  
 Steve Bartle  
 sbartle@bonneville.com

**UteZone (247Sports)**  
 Sammy Mora  
 sammyamora@gmail.com  
 Michelle Bodkin  
 michelle.bodkin@gmail.com

## TELEVISION

**KSL-TV (NBC)**  
 Broadcast House  
 5 Triad Center  
 Salt Lake City, UT 84110  
 801-575-5535  
 Jeremiah Jensen, Anchor/Reporter  
 jjensen@ksl.com  
 Sam Farnsworth, Anchor/Reporter  
 sfarnsworth@ksl.com

**KTVX-TV (ABC)**  
 2175 West 1700 South  
 Salt Lake City, Utah 84104  
 801-975-4428  
 Wesley Ruff, Sports Director  
 wesley@abc4.tv  
 Dana Greene, Anchor/Reporter  
 dana.greene@abc4.com

**KUTV-TV (CBS)**  
 299 S. Main St. Suite 150  
 Salt Lake City, UT 84111  
 801-839-1234  
 sports@kutv2.com  
 Dave Fox, Sports Anchor  
 davefox@kutv2.com  
 David James, Sports Anchor  
 djames@kutv2.com  
 Adam Mikulich, Reporter/Anchor  
 amikulich@kutv2.com

**KSTU-TV (FOX)**  
 5020 W. Amelia Earhart Dr.  
 Salt Lake City, UT 84116  
 801-536-1313  
 Jeff Rhineer, Anchor/Reporter  
 jeff.rhineer@fox13now.com  
 Morgan Vance, Anchor/Reporter  
 morgan.vance@fox13now.com  
 Andrea Urban, Anchor/Reporter  
 andrea.urban@fox13now.com  
 David Graf, Anchor/Reporter  
 David.Graf@Fox13Now.com

## CONFERENCE OFFICE

**Big 12 Conference**  
 5215 N. O'Connor Blvd., Suite 1650  
 Irving, TX 75039  
 469-524-1000

Adam Keyrouze  
 Coordinator, Communications  
 akeyrouze@big12sports.com

Matt Ensor  
 Sr. Director, Communications  
 mensor@Big12sports.com

INFORMATION

THIS IS UTAH

COACHES & STAFF

2024 IN REVIEW

HISTORY AND RECORDS



# 2025 Schedule

Day	Date	Opponent	Location	Time (MT)
Friday	Feb. 14	at Pepperdine	Malibu, Calif.	2:30 p.m.
Saturday	Feb. 15	at Pepperdine	Malibu, Calif.	2 p.m.
Sunday	Feb. 16	at Pepperdine	Malibu, Calif.	2 p.m.
Monday	Feb. 17	at Pepperdine	Malibu, Calif.	1 p.m.
Friday	Feb. 21	at San Diego State %	San Diego, Calif. (Tony Gwynn Stadium)	7 p.m.
Saturday	Feb. 22	vs. Seattle %	San Diego, Calif. (Tony Gwynn Stadium)	2 p.m.
Sunday	Feb. 23	at UC San Diego %	La Jolla, Calif. (Triton Ballpark)	6 p.m.
Monday	Feb. 24	vs. Long Beach State	San Diego, Calif. (Tony Gwynn Stadium)	1 p.m.
Friday	Feb. 28	at California Baptist	Riverside, Calif.	3 p.m.
Saturday	March 1	at UC Riverside	Riverside, Calif. (at UCR)	1 p.m.
Saturday	March 1	at California Baptist	Riverside, Calif. (at CBU)	7 p.m.
Sunday	March 2	at UC Riverside	Riverside, Calif.	Noon
Friday	March 7	at San Jose State	San Jose, Calif.	4 p.m.
Saturday	March 8	at San Jose State	San Jose, Calif.	3 p.m.
Sunday	March 9	at San Jose State	San Jose, Calif.	1 p.m.
Tuesday	March 11	at California	Berkeley, Calif.	7 p.m.
Friday	March 14	at Kansas State *	Manhattan, Kan.	5 p.m.
Saturday	March 15	at Kansas State *	Manhattan, Kan.	3 p.m.
Sunday	March 16	at Kansas State *	Manhattan, Kan.	Noon
<b>Tuesday</b>	<b>March 18</b>	<b>Northern Colorado</b>	<b>Salt Lake City, Utah / Smith's Ballpark</b>	<b>6 p.m.</b>
<b>Wednesday</b>	<b>March 19</b>	<b>Northern Colorado</b>	<b>Salt Lake City, Utah / Smith's Ballpark</b>	<b>Noon</b>
<b>Friday</b>	<b>March 21</b>	<b>Oklahoma State *</b>	<b>Salt Lake City, Utah / Smith's Ballpark</b>	<b>6 p.m.</b>
<b>Saturday</b>	<b>March 22</b>	<b>Oklahoma State *</b>	<b>Salt Lake City, Utah / Smith's Ballpark</b>	<b>2 p.m.</b>
<b>Sunday</b>	<b>March 23</b>	<b>Oklahoma State *</b>	<b>Salt Lake City, Utah / Smith's Ballpark</b>	<b>1 p.m.</b>
Tuesday	March 25	at Utah Tech	St. George, Utah	4 p.m.
<b>Friday</b>	<b>March 28</b>	<b>Arizona State *</b>	<b>Salt Lake City, Utah / Smith's Ballpark</b>	<b>6 p.m.</b>
<b>Saturday</b>	<b>March 29</b>	<b>Arizona State *</b>	<b>Salt Lake City, Utah / Smith's Ballpark</b>	<b>2 p.m.</b>
<b>Sunday</b>	<b>March 30</b>	<b>Arizona State *</b>	<b>Salt Lake City, Utah / Smith's Ballpark</b>	<b>1 p.m.</b>
<b>Tuesday</b>	<b>April 1</b>	<b>Utah Tech</b>	<b>Salt Lake City, Utah / Smith's Ballpark</b>	<b>4 p.m.</b>
Friday	April 4	at West Virginia *	Morgantown, WV.	4:30 p.m.
Saturday	April 5	at West Virginia *	Morgantown, WV.	2 p.m.
Sunday	April 6	at West Virginia *	Morgantown, WV.	11 a.m.
<b>Thursday</b>	<b>April 10</b>	<b>BYU *</b>	<b>Salt Lake City, Utah / Smith's Ballpark</b>	<b>6 p.m.</b>
<b>Friday</b>	<b>April 11</b>	<b>BYU *</b>	<b>Salt Lake City, Utah / Smith's Ballpark</b>	<b>6 p.m.</b>
<b>Saturday</b>	<b>April 12</b>	<b>BYU *</b>	<b>Salt Lake City, Utah / Smith's Ballpark</b>	<b>2 p.m.</b>
Thursday	April 17	at Baylor *	Waco, Texas	5:30 p.m.
Friday	April 18	at Baylor *	Waco, Texas	5:30 p.m.
Saturday	April 19	at Baylor *	Waco, Texas	Noon
Tuesday	April 22	at Utah Valley	Orem, Utah	6 p.m.
<b>Friday</b>	<b>April 25</b>	<b>Kansas *</b>	<b>Salt Lake City, Utah / Smith's Ballpark</b>	<b>6 p.m.</b>
<b>Saturday</b>	<b>April 26</b>	<b>Kansas *</b>	<b>Salt Lake City, Utah / Smith's Ballpark</b>	<b>2 p.m.</b>
<b>Sunday</b>	<b>April 27</b>	<b>Kansas *</b>	<b>Salt Lake City, Utah / Smith's Ballpark</b>	<b>1 p.m.</b>
Friday	May 2	at Houston *	Houston, Texas	5:30 p.m.
Saturday	May 3	at Houston *	Houston, Texas	5:30 p.m.
Sunday	May 4	at Houston *	Houston, Texas	Noon
<b>Tuesday</b>	<b>May 6</b>	<b>Utah Valley</b>	<b>Salt Lake City, Utah / Smith's Ballpark</b>	<b>6 p.m.</b>
Friday	May 9	at Arizona *	Tucson, Ariz.	7 p.m. (MDT)
Saturday	May 10	at Arizona *	Tucson, Ariz.	7 p.m. (MDT)
Sunday	May 11	at Arizona *	Tucson, Ariz.	1 p.m. (MDT)
Tuesday	May 13	at BYU	Provo, Utah	TBA
<b>Thursday</b>	<b>May 15</b>	<b>TCU *</b>	<b>Salt Lake City, Utah / Smith's Ballpark</b>	<b>6 p.m.</b>
<b>Friday</b>	<b>May 16</b>	<b>TCU *</b>	<b>Salt Lake City, Utah / Smith's Ballpark</b>	<b>6 p.m.</b>
<b>Saturday</b>	<b>May 17</b>	<b>TCU *</b>	<b>Salt Lake City, Utah / Smith's Ballpark</b>	<b>2 p.m.</b>
	<b>May 21-24</b>	<b>Big 12 Tournament</b>	<b>Arlington, Texas / Globe Life Field</b>	
	<b>May 29-June 2</b>	<b>NCAA Regionals</b>	<b>Campus Sites</b>	
	<b>June 6-9</b>	<b>NCAA Super Regionals</b>	<b>Campus Sites</b>	
	<b>June 13-23</b>	<b>NCAA Men's College World Series</b>	<b>Omaha, Neb. / Charles Schwab Field Omaha</b>	

\* denotes Big 12 Conference game // % denotes Tony Gwynn Legacy // Dates, times, opponents and broadcast coverage subject to change

INFORMATION

THIS IS UTAH

COACHES &amp; STAFF

2024 IN REVIEW

HISTORY AND RECORDS

# 2025 Roster



No.	Name	Pos.	B/T	Cl.	Ht.	Wt.	Hometown / Previous School
1	Colter McAnelly	RHP	R/R	So.	6-4	200	Cheyenne, Wyo. / Cheyenne East
2	Matt Flaharty	INF	L/R	R-Jr.	6-0	185	Rancho Santa Margarita, Calif. / Santa Margarita Catholic HS
3	Drake Digiorno	INF	R/R	Sr.	6-2	185	Folsom, Calif. / Folsom Lake College
5	Kaden Carpenter	OF	L/L	Jr.	6-4	235	American Fork, Utah / American Fork HS
6	Cameron Nielson	RHP	R/R	So.	6-1	175	Salt Lake City, Utah / Cottonwood HS
7	Cal Kilgore	C	R/R	Jr.	6-1	185	Overland Park, Kan. / Johnson County CC
8	Jack Kleveno	C	R/R	So.	5-6	170	Riverside, Calif. / Arlington HS
9	Jake Long	OF	L/R	So.	6-3	215	Whittier, Calif. / Santa Ana College
10	Core Jackson	INF	L/R	Sr.	6-2	190	Wyoming, Ontario / South Mountain CC
11	Merit Jones	RHP	R/R	Jr.	6-4	200	Idaho Falls, Idaho / Idaho Falls HS
12	Bransen Kuehl	RHP	R/R	Sr.	6-2	200	Rapid City, S.D. / Stevens HS
13	Santino Panaro	OF	L/L	Sr.	5-10	170	Henderson, Nev. / UNLV
14	Brian Trujillo	INF	R/R	R-Fr.	5-10	185	Huntington Beach, Calif. / Huntington Beach HS
15	Demitri Diamant	INF/RHP	R/R	Jr.	5-11	195	Las Vegas, Nev. / Georgia Tech
17	Tyler Quinn	INF	R/R	Gr.	5-10	195	Mililani, Hawai'i / Pacific University
18	Cameron Gurney	OF	L/R	R-So.	6-0	220	Scotland, Ontario / Pauline Johnson HS
19	Jackson Elder	RHP	R/R	Sr.	6-2	210	Portland, Ore. / Lane CC
21	Brandt Munger	INF	R/R	Fr.	6-3	205	Visalia, Calif. / Bullard HS
22	Payton Riske	RHP	R/R	R-So.	5-10	150	Las Vegas, Nev. / Bishop Gorman HS
24	Austin Roellig	INF	R/R	R-Fr.	5-11	185	Rancho Cucamonga, Calif. / LSU
25	Andy Decker	LHP	L/L	Fr.	6-2	170	Bluffdale, Utah / Mountain Ridge HS
26	Derek Smith	C	R/R	Jr.	6-3	205	Scottsdale, Ariz. / College of Southern Nevada
27	Anson McGorman	RHP	R/R	R-So.	6-2	205	Parksville, British Columbia / Vauxhall Academy
28	Ian Culver	RHP	R/R	Jr.	6-0	210	St. Paul, Minn. / Iowa Central CC
30	Carter Wall	LHP	L/L	So.	6-2	200	Oakville, Ontario / Garth Webb Secondary
31	Lucas Boesen	RHP	R/R	Jr.	6-0	200	Las Vegas, Nev. / College of Southern Nevada
33	Easton Jones	RHP	R/R	Fr.	6-3	180	Tooele, Utah / Stansbury HS
34	Colby Chambers	LHP	L/L	Fr.	6-3	195	Meridian, Idaho / Rocky Mountain HS
35	Dylan Gazaway	RHP	R/R	Jr.	6-4	200	Orem, Utah / Lane CC
36	Mateus Conaway	LHP	L/L	Gr.	6-1	180	Alhambra, Calif. / Whitman College
37	Sam Stockman	LHP	L/L	Fr.	5-11	170	Elk River, Minn. / Elk River HS
38	Dillon Fine	RHP	R/R	Fr.	6-3	180	Caldwell, Idaho / Homedale HS
39	Zakye Hawkins	INF	R/R	Fr.	6-0	180	Las Cruces, N.M. / Las Cruces HS
40	Brady Joyner	RHP	R/R	Gr.	6-5	225	Las Vegas, Nev. / Willamette University
41	Brandon Paez	INF	R/R	Fr.	6-0	180	Montreal, Québec / Foothills Composite HS
42	Rohne Klein	INF	L/R	Fr.	6-4	215	Renton, Wash. / Liberty HS
43	Nikko Paoletto	OF	R/R	Fr.	5-11	200	Chino, Calif. / Damien HS
44	Ethan Thomas	1B	R/R	R-Jr.	6-6	235	Mililani, Hawai'i / Yavapai College
45	Griffin Scott	LHP	L/L	Fr.	6-1	190	Portland, Ore. / Ida B. Wells HS

INFORMATION

THIS IS UTAH

COACHES & STAFF

2024 IN REVIEW

HISTORY AND RECORDS

## COACHING STAFF

Head Coach: 20 Gary Henderson (San Diego State '84) – Sixth Season at Utah, Fourth as Head Coach

Assistant Coach: 29 Todd Guilliams (Eastern Kentucky '88) – Fourth Season

Assistant Coach/Recruiting Coordinator: 23 Mike Brown (Kentucky '08) – Fourth Season

Assistant Coach: 16 Troy Squires (Kentucky '17) – Fourth Season

Director of Operations: Beau Kerns (Lewis-Clark '16) – First Season

## PRONUNCIATIONS

1	Colter <b>McAnelly</b>	MAC-uh-nelly	13	Santino <b>Panaro</b>	puh-nar-o
2	Matt <b>Flaharty</b>	flare-it-ee	14	Brian <b>Trujillo</b>	true-he-ho
3	Drake <b>Digiorno</b>	di-jor-no (like the pizza)	22	Payton <b>Riske</b>	risky
5	<b>Kaden</b> Carpenter	KAY-din	36	<b>Mateus Conaway</b>	muh-tay-is con-away
8	Jack <b>Kleveno</b>	KLEV-n-oh	39	<b>Zakye</b> Hawkins	zuh-kye
12	Bransen <b>Kuehl</b>	keel (rhymes with 'feel')	42	<b>Rohne</b> Klein	rhymes with phone
			AC	Todd <b>Guilliams</b>	GWILL-yums (rhymes with 'Williams')



# 2025 Roster

INFORMATION

THIS IS UTAH

COACHES &amp; STAFF

2024 IN REVIEW

HISTORY AND RECORDS

## UTAH (5)

OF	Kaden Carpenter	American Fork
LHP	Andy Decker	Bluffdale
RHP	Dylan Gazaway	Orem
RHP	Easton Jones	Tooele
RHP	Cameron Nielson	Salt Lake City

## ARIZONA (1)

C	Derek Smith	Scottsdale
---	-------------	------------

## CALIFORNIA (9)

LHP	Mateus Conaway	Alhambra
INF	Drake Digiorno	Folsom
INF	Matt Flaharty	Rancho Santa Margarita
C	Jack Kleveno	Riverside
OF	Jake Long	Whittier
INF	Brandt Munger	Visalia
OF	Nikko Paoletto	Chino
INF	Austin Roellig	Rancho Cucamonga
INF	Brian Trujillo	Huntington Beach

## HAWAII (2)

INF	Tyler Quinn	Mililani
1B	Ethan Thomas	Mililani

## IDAHO (3)

LHP	Colby Chambers	Meridian
RHP	Dillon Fine	Caldwell
RHP	Merit Jones	Idaho Falls

## KANSAS (1)

C	Cal Kilgore	Overland Park
---	-------------	---------------

## MINNESOTA (2)

RHP	Ian Culver	St. Paul
LHP	Sam Stockman	Elk River

## NEVADA (5)

RHP	Lucas Boesen	Las Vegas
INF/RHP	Demitri Diamant	Las Vegas
RHP	Brady Joyner	Las Vegas
OF	Santino Panaro	Henderson
RHP	Payton Riske	Las Vegas

## NEW MEXICO (1)

INF	Zakye Hawkins	Las Cruces
-----	---------------	------------

## OREGON (2)

RHP	Jackson Elder	Portland
LHP	Griffin Scott	Portland

## SOUTH DAKOTA (1)

RHP	Bransen Kuehl	Rapid City
-----	---------------	------------

## WASHINGTON (1)

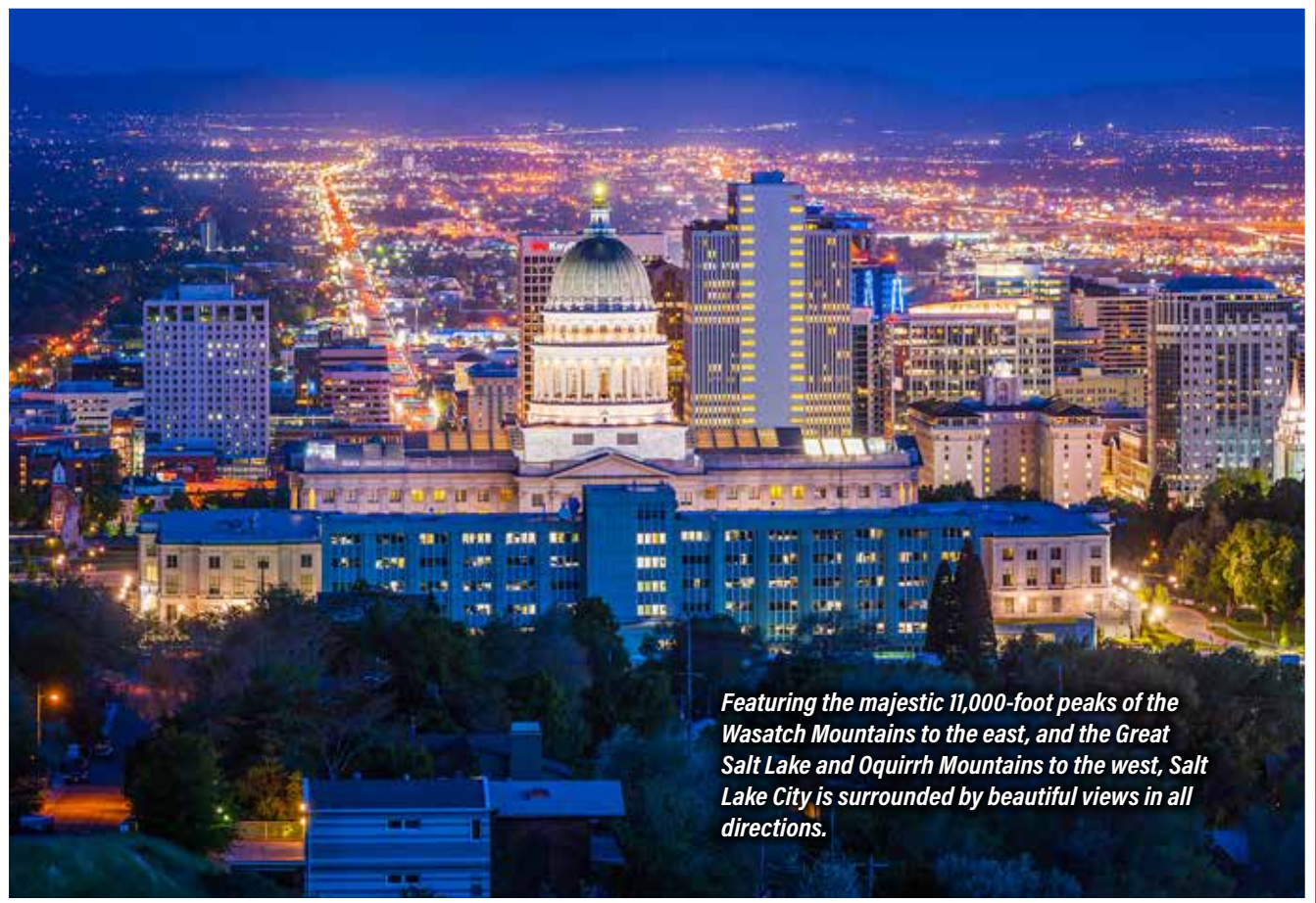
INF	Rohne Klein	Renton
-----	-------------	--------

## WYOMING (1)

RHP	Colter McAnelly	Cheyenne
-----	-----------------	----------

## CANADA (5)

OF	Cameron Gurney	Scotland, Ontario
INF	Core Jackson	Wyoming, Ontario
RHP	Anson McGorman	Parksville, B.C.
INF	Brandon Paez	Montreal, Québec
LHP	Carter Wall	Oakville, Ontario



*Featuring the majestic 11,000-foot peaks of the Wasatch Mountains to the east, and the Great Salt Lake and Oquirrh Mountains to the west, Salt Lake City is surrounded by beautiful views in all directions.*

# **This is Utah**



# The University of Utah

INFORMATION

THIS IS UTAH

COACHES &amp; STAFF

2024 IN REVIEW

HISTORY AND RECORDS



## A TOP TIER UNIVERSITY

**The U joined the prestigious Association of American Universities in 2019. Utah is now one of 71 AAU institutions, with only 36 of those members coming from Power Conferences.**

The University of Utah is the state's flagship institution of higher education, with 18 schools and colleges, more than 100 undergraduate and 90 graduate degree programs, and an enrollment of more than 36,000 students. It is a member of the Association of American Universities—an invitation-only, prestigious group of 71 leading research institutions marked by excellence in academic expertise and research impact, student success, and securing resources in support of core missions. The U is also a member of the Big 12, one of the nation's premier athletic conferences.

With ready access to spectacular skiing, mountain biking and hiking and a vibrant array of cultural, culinary and entertainment venues in Salt Lake City, there is a lot going on just beyond campus. Yet what's happening within the university's 1,535-acre hillside campus is even more compelling. At the U, as it is affectionately called, you'll find world-class research, education and clinical care complemented by a lively social, cultural and athletic campus experience.

The U's success in achieving excellence in research and teaching reflects the values of Utah: An unparalleled work ethic and a spirit of entrepreneurship, innovation, collaboration and community service. These qualities have enabled the U to innovate across many fields and pioneer new programs with social impact; generate pathbreaking discoveries; fuel critical research; and inspire innovative approaches to education.

The U strives to be a model public university in delivering unmatched value in higher education and health care while making social, economic and cultural contributions that improve the quality of life throughout the state, the nation and the world. The U's reputation for excellence draws top-tier faculty and attracts motivated students from across the country and internationally.

With revenues in excess of \$5 billion, the university is considered one of Utah's primary economic engines and is among the state's largest employers. The university received \$641 million in FY21 in sponsored research project grants, an institutional record, and funding that has a direct impact on the state's economy. The university is a catalyst for a research corridor through northern Utah that is a hotbed for technology and development activities, colloquially known as Silicon Slopes.

As part of the university, University of Utah Health is the only academic medical center in the state of Utah and provides patient care for the people of Utah, Idaho, Wyoming, Montana, western Colorado and much of Nevada. It also serves as the training ground for the majority of the state's physicians, nurses, pharmacists, therapists, and other health care professionals. U of U Health is comprised of six hospitals and 12 community health care centers. It is also home to ARUP Laboratories, one of the nation's largest reference laboratories, and numerous institutes and centers.



About Salt Lake City

# Smith's Ballpark



Utah baseball plays in perhaps one of the most beautiful settings in the nation. Smith's Ballpark, nestled in downtown Salt Lake City, offers sprawling views of the 11,000-foot peaks of the Wasatch Mountain Range. The 2025 home schedule will be a special one as the Utes play their final season downtown, before returning to campus in 2026 to open Charlie Monfort Field at America First Ballpark.

Smith's Ballpark features seating that curves towards the playing field to enhance sight lines for every seat. The suite level is one of the closest upper decks in the nation, offering fans the amenities of comfort without sacrificing proximity to the field of play. The outfield is asymmetrical (345 feet down the left-field foul line, 386 to the left-center alley, 420 feet to center field, 373 feet to the right-center alley and 315 feet down the right field line).

## LARGEST CROWDS

1.	6,071	Washington	05/29/16
2.	5,440	BYU	05/17/16
3.	4,241	Washington	05/28/16
4.	4,108	BYU	05/12/15
5.	4,011	BYU	05/14/19





# "An Evening With" Banquet

INFORMATION

THIS IS UTAH

COACHES & STAFF

2024 IN REVIEW

HISTORY AND RECORDS



*The 2025 edition of "An Evening With" featured longtime MLB skipper and four-time Manager of the Year Buck Showalter, pictured here with the Utes.*

## "AN EVENING WITH" THROUGH THE YEARS

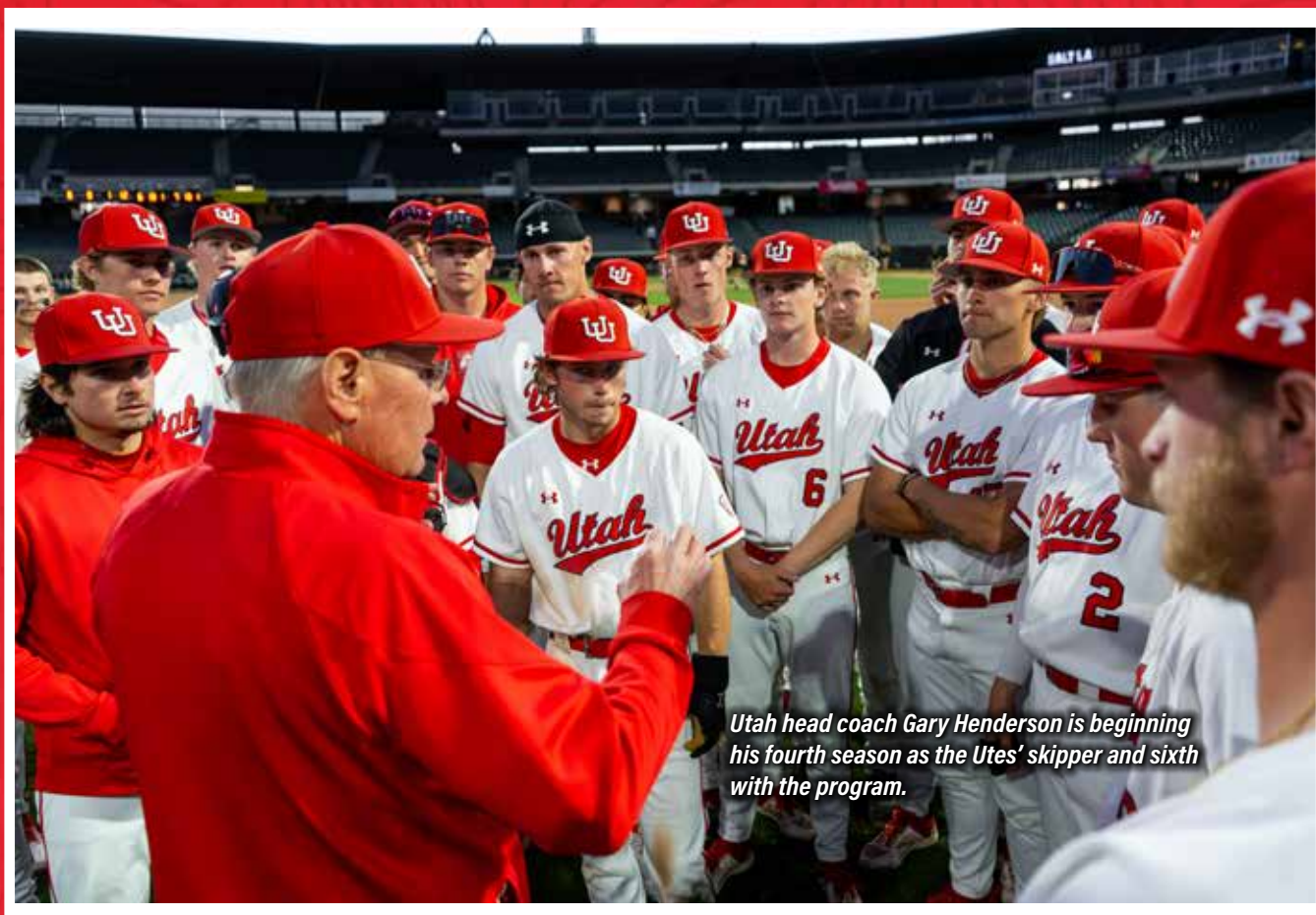
2025	Buck Showalter
2024	Clint Hurdle
2023	Taylor and Tyler Rogers
2022	David Ross
2021	No banquet (pandemic)
2020	Charlie Monfort
2019	Dusty Baker
2018	Steve Garvey
2017	Terry Francona
2016	Ned Yost
2015	Jim Palmer
2014	John Farrell
2013	Tommy Lasorda
2012	Ozzie Smith
2011	Dave Winfield
2010	Bruce Hurst
2009	Harmon Killebrew
2008	Terry Francona
2007	Brooks Robinson
2006	Cal Ripken Jr.
2005	Terry Francona

Established in 2004 by former longtime head coach Bill Kinneberg and continued under current skipper Gary Henderson, "An Evening With" has become an annual preseason tradition in the University of Utah baseball team. Welcoming baseball celebrities for a special banquet to support the program, these events have been extremely successful in creating exposure for the Utah baseball team prior to the season, as well as generating extra revenue for the program.

"It has been a real thrill for me to bring tremendous people and players to Salt Lake City," Kinneberg said. "There are a lot of wonderful baseball fans in this area and many of them have supported these events tremendously. I've also enjoyed having these men around my team. Our players can learn a lot from guys like this, just being around them for an evening."



*David Ross was the featured guest for the 2022 "Evening With" banquet.*



*Utah head coach Gary Henderson is beginning his fourth season as the Utes' skipper and sixth with the program.*

# Coaching Staff



# Head Coach Gary Henderson



## GARY HENDERSON

**HEAD COACH | 6TH YEAR AT UTAH | 4TH YEAR AS HEAD COACH  
CAREER: 400-338-2 (13 SEASONS) | UTAH: 81-81-2 (3 SEASONS)**

INFORMATION

THIS IS UTAH

COACHES &amp; STAFF

2024 IN REVIEW

HISTORY AND RECORDS

One of the most respected coaching figures in college baseball, Utah skipper Gary Henderson was named the ninth head coach in modern program history on June 9, 2021. Henderson, the NCBWA 2018 National Coach of the Year, previously served as the Utes' associate head coach in 2020 and '21.

A seasoned veteran in the coaching world, Henderson owns 37 prior years of experience, highlighted by stops at Florida, Oregon State, Kentucky and Mississippi State prior to coming to Utah. His 13 seasons as a head coach rank third-most of all skippers in the Big 12 entering 2025.

Well-known for his ability to produce Major League talent on the mound, Henderson has worked with 17 pitchers that have reached the big leagues since 2012. He also spent Summer 2015 as the pitching coach for the USA Baseball Collegiate National Team; 10 arms from that club have since reached the big leagues.

The 2024 Utes made strides with one of the program's top seasons in history. Utah's 9-1 start was the best since 1980 as the team went on to win 33 games—tying the second-most victories all-time. Henderson's club entered the national polls with a top-25 ranking from D1Baseball.com, the first time that the Utes had been ranked in any of the five current major college baseball polls.

It was a much-improved season in virtually every facet. On the mound, Utah native Bryson Van Sickle was named ABCA All-Region and Pac-12 Pitcher of the Year, the latter making Van Sickle the first in program history to win Pitcher of the Year. He headlined four All-Conference First Team honors, tying the most in the Utes' Power Conference era. Fellow southpaw and All-Conference honoree Micah Ashman broke the Utah career saves record, serving as a lockdown closer for a pitching staff that lowered its ERA by more than two runs from 2023.

Offensively, Utah set Power Conference era program records in batting average, runs scored, hits, total bases, slugging percentage, OBP and stolen bases. The Utes' seven runs per game was the highest since 2006 and marked the third straight season that the team's scoring average increased from the prior year. Four Utes hit over .300, including Kai Roberts—who reset both the single-season and career stolen base program records.

Following the season, Roberts, Ashman and Merit Jones were selected in the MLB Draft. Roberts (San Diego) and the junior Ashman (Detroit) both signed professional contracts, while Jones elected to return to Utah for his junior season.

On May 22, 2024, Utah defeated Oregon in the Pac-12 Tournament for Henderson's 400th career win as a head coach.

### COACHING EXPERIENCE

<b>2020-</b>	<b>Utah</b>
2022-	Head Coach
2020-21	Associate Head Coach
<b>2017-18</b>	<b>Mississippi State</b>
2018	Interim Head Coach
2017	Pitching Coach
<b>2004-16</b>	<b>Kentucky</b>
2009-16	Head Coach
2004-08	Associate Head Coach
<b>1999-2003</b>	<b>Oregon State</b>
	Pitching Coach/Recruiting Coordinator
<b>1995-98</b>	<b>Florida</b>
	Pitching Coach/Recruiting Coordinator
<b>1994</b>	<b>Pepperdine</b>
	Assistant Coach
<b>1991-93</b>	<b>Chapman</b>
1993	Head Coach
1991-92	Assistant Coach
<b>1990</b>	<b>Riverside CC</b>
	Assistant Coach
<b>1989</b>	<b>Cal State Fullerton</b>
	Assistant Coach
<b>1988</b>	<b>San Diego State</b>
	Head Coach (JV)

### AWARDS & ACCOLADES

2018	NCBWA Coach of the Year
2018	PG/Rawlings Coach of the Year
2012	SEC Coach of the Year
1996	Collegiate Baseball National Assistant Coach of the Year

### NCAA POSTSEASON

2018	College World Series
2017	Baton Rouge Super Regional
2014	Louisville Regional
2012	Gary Regional
2008	Ann Arbor Regional
2006	Lexington Regional
1998	College World Series
1997	Coral Gables Regional
1996	College World Series

# Head Coach Gary Henderson



Ashman and fellow Utah native Zac McCleve earned postseason conference honors in 2023, with Ashman also landing on the NCBWA Stopper of the Year Watch List. Ashman led the Pac-12 in saves for much of the regular season; the pitching staff as a group set a Pac-12 era program record in saves and struck out 451 batters—the most for a year in Utah history.

Following the 2023 season, three Utah arms signed professional contracts as Cam Day signed with the Los Angeles Dodgers organization, McCleve with the Tampa Bay Rays and Blake Whiting landed with the Milwaukee Brewers.

The 2022 Utes laid a foundation for the future under Henderson, capped by ABCA/Rawlings Gold Glove honors for first baseman Alex Baeza. It was the first Gold Glove in Utah history and seventh won by a player with Henderson at the helm.

As Utah's associate head coach in 2020 and '21, Henderson worked under longtime Utes skipper Bill Kinneberg, who retired in May 2021 after 18 years leading the program.

Henderson arrived at Utah following two seasons at Mississippi State. After serving as the Bulldogs' pitching coach in 2017, he became the interim head coach for the Bulldogs midway through 2018 and led the program to the College World Series in thrilling fashion.

Though the club dropped its opening game in the 2018 Tallahassee Regional, Henderson's squad answered with four straight wins to advance to the Super Regionals against Vanderbilt. Mississippi State advanced to the CWS when they took down Vandy in three games, and the Bulldogs went on to win their first two games in Omaha, before falling to eventual national champion Oregon State twice in the semifinals.

The success he had as interim coach at Mississippi State came as no surprise, as he had been one of the most successful coaches in the University of Kentucky's baseball history from 2004-08 as an assistant and 2009-16 as the head coach. The Wildcats won at least 30 games in five-straight seasons for the first time in school history. The team set the program record for wins on three separate occasions and rose to No. 1 in the nation for three weeks in 2012 for the first time in school history. He was voted SEC Coach of the Year by his peers after the school's record-breaking 2012 season. In 2006, the program won its first SEC Championship in baseball under the guidance of Henderson and John Cohen.

Henderson reached 200 wins faster than any head coach in Kentucky history. In his tenure with the Wildcats, 72 players were picked in the MLB Draft or signed as free agents.

Prior to Kentucky, Henderson spent five seasons as pitching coach and recruiting coordinator at Oregon State. The Beavers notched the school's first College World Series titles in 2006 and 2007, riding the arms of several players recruited by Henderson.

At Oregon State, Henderson coached nine Beaver pitchers who were drafted by major league teams, five of whom were selected in the top eight rounds. With the help of Henderson's recruiting efforts, the Beavers improved from 19 wins in 1999 to 31 in both the 2001 and 2002 seasons, finishing 31-24 and 31-23, respectively. In his time with the Beavers, two of Henderson's recruiting classes were ranked among the top 30 nationally. Meanwhile, his pitching staff led the Pac-10 Conference in complete games in both the 2000 and 2001 seasons.

Before Oregon State, Henderson served as pitching coach and recruiting coordinator at Florida from 1995-98. In that time, he helped the Gators to the SEC Championship and the College World Series in both 1996 and 1998. Collegiate Baseball awarded national rankings to all four of Henderson's recruiting classes

at Florida, including a No. 4 spot in 1996. The 1996 season also saw Collegiate Baseball tab Henderson as the National Assistant Coach of the Year.

Prior to his stint with the Gators, Henderson made stops at Cal State Fullerton, Chapman University, Riverside City College and San Diego State, his alma mater.

In his playing days, Henderson pitched one year at Linfield College before transferring to San Diego State. He compiled a 19-5 career record at the two schools, making his first career start in a road matchup at Southern California.

Henderson, a native of Eugene, Oregon, earned a bachelor's degree in English from San Diego State and a master's degree in Sports Psychology from SDSU.

Henderson and his wife, Vicki, have two sons, Alex and their late son, Ty.





# Assistant Coach Todd Guilliams



## TODD GUILLIAMS

ASSISTANT COACH | 4TH YEAR

INFORMATION

THIS IS UTAH

COACHES & STAFF

2024 IN REVIEW

HISTORY AND RECORDS

Todd Guilliams enters his fourth season at Utah in 2025, coming off three campaigns that have ranked among the best for the Utes' offense as a Power Conference program. With an established reputation of coaching outstanding hitters, Guilliams came to Utah after helping teams to league-leading offensive production at his last three stops in Valdosta State, Western Carolina and Kentucky.

An upward trajectory has been the theme with Guilliams mentoring the Utah hitters, as the team has improved in virtually every offensive category each season under his direction. Since arriving in Salt Lake City, his players have earned eight postseason conference awards.

Most recently in 2024, the club set Pac-12 era program records in batting average (.289), runs scored (385), hits (555), total bases (841), slugging percentage (.437) and OBP (.385). For the second straight season, Utah had the fewest strikeouts of any offense in the league. Four players hit over .300—the most since 2017—helping the team score an average of seven runs per game. It was the third straight season that the team's runs per game increased and was the highest since 2006.

Kai Roberts and Core Jackson each landed Pac-12 All-Conference laurels while TJ Clarkson was named Honorable Mention. Clarkson became the first Ute in the Power Conference era to hit double-digit home runs in three straight seasons, finishing his career with 38 big flies. Roberts, meanwhile, reset both the single-season and career program records for stolen bases as Utah swiped 88 bags as a team—the most since 1997. It led the Pac-12 and was 27 more than the next-closest team.

Utah's offense continued to rise in 2023, setting what were then-Pac-12 era program records in runs scored per game (6.7), total hits (533), home runs (48), total bases (799), walks (241) and on-base percentage (.382). The club led the league in sac bunts (47), ranked second in times hit by pitch (79) and stole the fourth-most bases (62). As a team, the Utes doubled their home run output in the two years since Guilliams' arrival, going from 24 homers as in 2021 to 48 in 2023.

All-Conference first baseman Jayden Kiernan finished with a .402 batting average. It was just two points from the league lead and the first .400 clip by a Utah hitter in a full season since 2011. Kiernan highlighted the year in conference play with a .407 average and 48 hits, ranking second in both categories. He finished the regular season as the Pac-12's toughest player to strike out, averaging just one strikeout per 11.5 at bats.

In 2022, Guilliams' first season, Utah combined for 112 doubles and a .973 fielding percentage—both the top marks for the team since joining the league. Second baseman Landon Frei had a standout freshman season and catcher Davis Cop came on the scene en route to Pac-12 All-Conference honors for both. Frei (.330) was one of two rookies in the league to lead their team in hitting and finished the regular season as the fifth-toughest freshman to strikeout nationally. Cop was one of the most consistent bats in conference play with a .367 clip. Defensively, first baseman Alex Baeza won Utah's first-ever ABCA/Rawlings Gold Glove, the fourth player to win the award under Guilliams' tutelage.

Before coming to Salt Lake City, Guilliams worked similar magic at Kentucky. UK was a dominant offensive club under Guilliams' direction, as the Wildcats led the SEC in a total of 12 offensive statistical categories, while also producing five All-Americans in as many seasons in Lexington.

Guilliams went to Kentucky after one season at Western Carolina, where he was the hitting coach and ran the offense, in addition to coaching the catchers. In 2016, the WCU offense led the SoCon in several categories and ranked in the nation's top 25 in batting average (.304, 24th in the nation), runs scored (453 runs, 18th) and home runs (72 HR, ninth).

A 1988 graduate of Eastern Kentucky, earning a degree in sport supervision, Guilliams was an Ohio Valley Conference Scholar-Athlete and twice won the Turkey Hughes Scholarship. He was the Colonels' team captain in 1988 while earning Dean's List recognition. He went on to earn his master's degree in physical education in 1990 while serving as an assistant at his alma mater.

Off the field, Guilliams authored a book entitled High-Scoring Baseball: The Complete Guide to Run Production. He has also been a featured speaker numerous times, including at the ABCA national convention and, most recently, at the Best Ever Coaches Clinic in Toronto in January, 2016.

Guilliams and his wife, Julie, have been married 32 years and have three children, Casey, Grace and Wyatt. They are also proud first-time grandparents to Harper, the daughter of Casey Guilliams and his wife, Claire.

### COACHING EXPERIENCE

<b>2022-</b>	<b>Utah</b>
Assistant Coach	
<b>2017-21</b>	<b>Kentucky</b>
Assistant Coach	
<b>2016</b>	<b>Western Carolina</b>
Assistant Coach	
<b>2008-15</b>	<b>Valdosta State (Ga.)</b>
Assistant Coach	
<b>2001-07</b>	<b>Embry-Riddle (Fla.)</b>
Assistant Coach	
<b>2000</b>	<b>Dallas Baptist</b>
Assistant Coach	
<b>1992-99</b>	<b>Embry-Riddle (Fla.)</b>
Assistant Coach	
<b>1988-90</b>	<b>Eastern Kentucky</b>
1990	Assistant Coach
1988-89	Graduate Assistant

### POSTSEASON APPEARANCES

2017	NCAA Louisville Super Regional
2016	NCAA Columbia Super Regional
2013	NCAA South Region Tournament
2010	NCAA South Region Tournament
2009	NCAA South Region Tournament
2007	NAIA Region XIV Tournament
2006	NAIA World Series
2005	NAIA World Series
2004	NAIA World Series
2003	NAIA World Series
2002	NAIA World Series
2001	NAIA Region XIV Tournament
2000	NAIA Runner-Up
1999	NAIA World Series
1996	NAIA Southeast Regional
1995	NAIA Southeast Regional



# Assistant Coach Mike Brown



## MIKE BROWN

**ASSISTANT COACH/RECRUITING COORDINATOR | 4TH YEAR**

Listed among D1Baseball.com's Top 100 Assistant Coaches in 2023, Mike Brown will begin his fourth season at Utah when the Utes enter the Big 12 in 2025. Brown serves as Utah's third base coach and recruiting coordinator, as well as working with the outfielders and assisting with hitting & baserunning.

With a renowned reputation finding talent, his past newcomers have appeared on Collegiate Baseball Newspaper's annual lists of the top recruiting classes in the country.

Brown guided transitions to the outfield for TJ Clarkson and Kai Roberts, after the pair had largely played first and third base during 2021. In the three seasons that followed, Roberts earned Pac-12 All-Conference (2024) while Clarkson was a two-time Pac-12 Honorable Mention pick (2023, '24).

The upward trajectory continued for the Utah offense in 2024, setting Power Conference era program records in batting average (.289), runs scored (385), hits (555), total bases (841), slugging percentage (.437), OBP (.385) and stolen bases (88).

Four Utes hit over .300—the most since 2017—helping the team score an average of seven runs per game. It was the third straight season that the team's runs per game increased and was the highest since 2006. It all unfolded while the Utes struck out the least of any offense in the Pac-12 for the second straight year.

Roberts raised his batting average nearly 100 points from the prior year (to .356) and reset Utah's career and single-season records for stolen bases. Clarkson, meanwhile, became the first Ute in the Power Conference era to hit double-digit home runs in three straight seasons. Shortstop Core Jackson, another All-Conference selection, was a catalyst for the Utah offense with a team-leading .363 batting average. Jackson ranked second in the Pac-12 with a .398 clip in conference play and was one of four Utes ranked on D1Baseball.com's late season position breakdowns.

Led in part by Clarkson and Jayden Kiernan, the Utes enjoyed one of the best offensive seasons in the Pac-12 era in 2023. Both were among four Pac-12 All-Conference honorees for the club, highlighted by

Kiernan's .402 batting average—ranking second in the Pac-12 and the first .400 clip by a Ute since 2011. Clarkson once again brought the power with a team-best 14 home runs—following up on a 2022 campaign that saw him belt 11 homers.

The 2023 Utes set what were then-Pac-12 era team records in runs scored per game (6.7), total hits (533), home runs (48), total bases (799), walks (241) and on-base percentage (.382). Utah ranked fourth in the Pac-12 with 62 stolen bases.

Brown came to Salt Lake City after spending 2019-21 with the Hawaii Rainbow Warriors as associate head coach. Like Brown's previous stops, he led the UH's offense to new heights and made an immediate impact his first season by coaching four position players to All-Big West accolades – including the 2019 Big West Freshman Hitter of the Year in Scotty Scott, the first in UH history since joining the BWC.

Prior to joining the Rainbow Warriors, Brown spent a pair of seasons with Mississippi State where he reunited with Gary Henderson. His first year in Starkville saw the Bulldogs advance to the NCAA Super Regionals and compiled a 40-27 overall mark. Then with Henderson at the helm and Brown by his side, State went on to have a storybook 2018 campaign and advanced to the College World Series semifinals. MSU's run saw the Bulldogs win four-straight in the Tallahassee Regional before taking down Vanderbilt in three games to earn a spot in Omaha. Mississippi State took advantage of its opportunity and won its first two games at the MCWS before falling to the eventual champions, Oregon State.

Brown came to Starkville via New Mexico State, where he spent two seasons as the Aggies' assistant coach. Brown helped oversee NMSU's hitters, hitting system and coached third base, while also overseeing the squad's outfield. Brown was an instrumental part in New Mexico State making the biggest turnaround in college baseball in 2016, with the Aggies posting a 23-win improvement to finish 34-23.

As a player, Brown led the Wildcats to a historic pair of seasons and finished with his name all over the Wildcats' record book. After helping UK to the 2006 SEC Championship and hosting an NCAA Regional in his first season as a reserve utility man, Brown emerged as a star for SEC Coach of the Year John Cohen's 2007 squad. Brown led the club with a .369 average (eighth in the SEC) and 68 runs. Brown's 1.28 average runs scored per game earned him a

ninth-place finish in the NCAA that season as well. He finished 2007 ranked seventh in single-season history in runs, ninth in on-base percentage (.486), fourth in sacrifice bunts (12) and ninth in hit by pitches (18).

In his 13 years in collegiate coaching, Brown has helped produce top talent that has advanced to the professional level. Brown has had 26 players drafted, including six in the top five rounds. Four of those players have reached the Major League level.

A California native, Brown was born in Woodland and raised in Davis. Brown is the son of Scott and Sandra Brown, with an older brother, Rich. Brown and his wife, Sarah, have two daughters, Riki and Anna.

Brown earned his bachelor's degree from Kentucky in agricultural academics (2008) and later received his masters of education in sports management and leadership in June 2014.

### COACHING EXPERIENCE

<b>2022-</b>	<b>Utah</b>
	Assistant Coach/Recruiting Coordinator
<b>2019-21</b>	<b>Hawaii</b>
	Associate Head Coach
<b>2017-18</b>	<b>Mississippi State</b>
	Assistant Coach
<b>2015-16</b>	<b>New Mexico State</b>
	Assistant Coach
<b>2014</b>	<b>Fulton Railroaders (OVL)</b>
	Head Coach
<b>2013-14</b>	<b>Kentucky</b>
	Assistant Coach
<b>2013</b>	<b>Amsterdam Mohawks</b>
	Assistant Coach (PGCBL)
<b>2008-09</b>	<b>Kentucky</b>
	Graduate Assistant

### POSTSEASON APPEARANCES

2018	College World Series
2017	Baton Rouge Super Regional
2014	Louisville Regional
2008	Ann Arbor Regional



# Assistant Coach Troy Squires



## TROY SQUIRES

ASSISTANT COACH | 4TH YEAR

Troy Squires was named to Gary Henderson's Utah Baseball staff in Fall 2021. He served the 2022 and '23 seasons in a volunteer capacity before being elevated to assistant coach.

Squires assists the Utes' hitters and catchers, in addition to working with team defense and leading the program's various camps. He arrived in Salt Lake City after a stint at Kentucky, his alma mater, where he was a graduate assistant coach in 2019 and '20.

He helped the 2024 Utes produce one of the top seasons in program history, as the team collected its second-most wins all-time and entered the national rankings. Offensively, the Utes set several Pac-12 era program records including batting average (.289), runs scored (385), hits (555), total bases (841), slugging percentage (.437) and OBP (.385). An average of seven runs scored per game was the program's most since 2006 and was the third straight season that the team's scoring average increased from the prior year.

Squires also mentored graduate transfer Hunter Antillon, who was behind the plate to catch for Pac-12 Pitcher of the Year Bryson Van Sickle and NCBWA Stopper of the Year contender Micah Ashman.

Prior to entering the coaching world, the former catcher spent the 2018 professional season with the GCL Blue Jays. It was a well-deserved reward for tireless effort and dedication during Squires' five-year collegiate career. First arriving to Kentucky as a walk-on infielder in 2014, he converted to catcher and went on to be selected by the Blue Jays in the 23rd round of the 2018 MLB Draft.

Squires was a .264 career hitter over 154 games played, adding 25 doubles, six home runs, 88 RBI and 73 runs scored. He departed the Wildcats owning several top-10 program rankings, including career sacrifices (3rd; 35), career hit by pitch (9th; 30) and both the fourth and fifth-best single-season marks for sacrifices. He was part of two NCAA postseason teams, as Kentucky reached the Louisville Regional in 2014 before returning there for the 2017 Super Regionals.

His career culminated as the recipient of the 2018 Senior CLASS Award, becoming the first UK student-athlete to receive the award in any sport. Squires was also inducted into Kentucky Athletics' Frank G. Ham Society of Character.

During his collegiate playing career, Squires played for all three other coaches now on the Utah staff, including Henderson (2014-16), as well as assistants Mike Brown (2014) and Todd Guilliams (2017-18).

The native of Elizabethtown, Kentucky, is a double alumnus of UK, earning his Bachelor's degree in communications in 2017 and a Master's in sports leadership in 2020. He and his wife, Kristen, were married in December 2021.



## BEAU KERNS

DIRECTOR OF OPERATIONS | 1ST YEAR

Beau Kerns joined Utah Baseball as director of operations in July 2024. In his role, Kerns manages all organizational aspects around the ballclub, including team travel, meals, film, recruiting and practice planning. He also hires and oversees the Utes' team of student managers. Kerns, a native of Lewiston, Idaho, made the move to Salt Lake City after three-plus seasons as pitching coach with the Corvallis Knights in the West Coast League. Altogether, he has nine years of coaching experience at the community college and summer collegiate level.

As a player, Kerns helped Lewis-Clark State to the 2015 NAIA World Series title, where he was named World Series MVP. Then in 2016, he was a student assistant coach and helped the Warriors to a second straight championship. Kerns graduated from Lewis-Clark in 2016 with a Bachelor's degree in kinesiology, adding a Master's from Western Governor's University in leadership and management (2022). He also holds a teaching certificate in secondary math.



*Led in part by Pac-12 Pitcher of the Year Bryson Van Sickle, the Utes won 33 games in 2024, tying for the second-most in program history.*

# 2024 in Review



# 2024 Awards Recap

INFORMATION

THIS IS UTAH

COACHES &amp; STAFF

2024 IN REVIEW

HISTORY AND RECORDS

## 2024 MLB DRAFT

OF Kai Roberts	Round 7, Pick 210 (SD)
LHP Micah Ashman	Round 11, Pick 326 (DET)
RHP Merit Jones	Round 20, Pick 608 (MIN)

## ABCA ALL-AMERICA

LHP Bryson Van Sickle	Third Team
-----------------------	------------

## ABCA ALL-WEST REGION

LHP Bryson Van Sickle	First Team
OF Kai Roberts	Second Team

## PAC-12 POSTSEASON AWARDS

LHP Bryson Van Sickle	Pitcher of the Year
	All-Conference
LHP Micah Ashman	All-Conference
INF Core Jackson	All-Conference
OF Kai Roberts	All-Conference
OF TJ Clarkson	Honorable Mention
RHP Randon Hostert	Scholar-Athlete of the Year

## CSC ACADEMIC ALL-DISTRICT

C Hunter Antillon	Applied Positive Psychology
OF Karson Bodily	Economics
OF TJ Clarkson	Finance
RHP Randon Hostert	Health and Kinesiology
RHP Merit Jones	Health and Kinesiology

## DIBASEBALL.COM LATE SEASON POSITION RANKINGS

SS Core Jackson	No. 11
OF Kai Roberts	No. 12
RP Micah Ashman	No. 18
SP Bryson Van Sickle	No. 77

## NCBWA STOPPER OF THE YEAR

LHP Micah Ashman	Midseason Watch List
	Preseason Watch List

## DIBASEBALL.COM MIDSEASON POSITION RANKINGS

OF Kai Roberts	No. 14
RP Micah Ashman	No. 22
SS Core Jackson	No. 35

## DIBASEBALL.COM NATIONAL PLAYERS OF THE WEEK

LHP Bryson Van Sickle	Pitcher of the Week (April 15)
	Weekly Top 100 Pitchers (April 15)
OF TJ Clarkson	Weekly Top 100 Hitters (April 15)

## PAC-12 CONFERENCE WEEKLY AWARDS

LHP Bryson Van Sickle	Pitcher of the Week (May 13)
	Pitcher of the Week (April 15)
OF TJ Clarkson	Player of the Week (April 15)

## NCBWA PRESEASON ALL-AMERICA

LHP Micah Ashman	Third Team
------------------	------------

## PAC-12 PRESEASON ALL-CONFERENCE

LHP Micah Ashman	
OF TJ Clarkson	

## DIBASEBALL.COM PRESEASON PAC-12 TOP 2024 PROSPECTS

LHP Micah Ashman	No. 23
INF Core Jackson	No. 31
OF Kai Roberts	No. 36
OF TJ Clarkson	No. 39

## DIBASEBALL.COM PRESEASON PAC-12 TOP 2025 PROSPECTS

OF Kaden Carpenter	No. 12
INF Cameron Gurney	No. 23
RHP Merit Jones	No. 29

## DIBASEBALL.COM PRESEASON PAC-12 IMPACT FRESHMEN

RHP Colter McAnelly	No. 21
---------------------	--------

# 2024 Statistics



## 2024 Utah Baseball Game Results for Utah (as of May 22, 2024) (All games)

Date	Opponent	Score	Inns	Overall	Pac-12	Pitcher of record	Attend	Time
Feb 16, 2024	at Pepperdine	L 0-1	9	0-1-0	0-0-0	Hostert, R. (L 0-1)	270	2:30
Feb 17, 2024	vs California Baptist	w 9-4	9	1-1-0	0-0-0	Kuehl, B. (W 1-0)	175	2:52
Feb 17, 2024	at Pepperdine	w 9-4	9	2-1-0	0-0-0	Porthan, B. (W 1-0)	370	2:20
Feb 18, 2024	at California Baptist	w 7-1	9	3-1-0	0-0-0	Elder, J. (W 1-0)	827	2:42
^ Feb 23, 2024	at UC San Diego	w 4-3	(11)	4-1-0	0-0-0	McAnelly, C. (W 1-0)	452	3:20
^ Feb 24, 2024	vs Loyola Marymount	w 9-5	9	5-1-0	0-0-0	Riske, P. (W 1-0)	223	2:56
^ Feb 25, 2024	vs Cal St. Bakersfield	w 6-5	(11)	6-1-0	0-0-0	McAnelly, C. (W 2-0)	352	3:20
^ Feb 25, 2024	at San Diego State	w 11-5	9	7-1-0	0-0-0	Nielson, C. (W 1-0)	956	2:55
Mar 02, 2024	at Cal Poly	w 12-2	9	8-1-0	0-0-0	Hostert, R. (W 1-1)	821	3:35
Mar 03, 2024	at Cal Poly-1	w 4-0	9	9-1-0	0-0-0	Harris, J. (W 1-0)	-	2:33
Mar 03, 2024	at Cal Poly-2	L 3-4	9	9-2-0	0-0-0	Elder, J. (L 1-1)	1534	2:56
Mar 05, 2024	at Santa Clara	L 2-5	9	9-3-0	0-0-0	McAnelly, C. (L 2-1)	246	2:25
* Mar 08, 2024	at Washington State	L 1-7	9	9-4-0	0-1-0	Jones, M. (L 0-1)	837	2:48
* Mar 09, 2024	at Washington State	w 5-4	9	10-4-0	1-1-0	Harris, J. (W 2-0)	829	2:39
* Mar 10, 2024	at Washington State	w 7-6	9	11-4-0	2-1-0	Hostert, R. (W 2-1)	707	2:50
* Mar 15, 2024	#3 OREGON STATE	L 5-7	9	11-5-0	2-2-0	Ashman, M. (L 0-1)	1639	3:07
* Mar 16, 2024	#3 OREGON STATE	L 1-8	9	11-6-0	2-3-0	McAnelly, C. (L 2-2)	2013	3:27
* Mar 17, 2024	#3 OREGON STATE	w 14-11	9	12-6-0	3-3-0	Hostert, R. (W 3-1)	1767	3:17
Mar 19, 2024	NORTHERN COLORADO	w 20-6	7	13-6-0	3-3-0	Harris, J. (W 3-0)	1663	3:14
Mar 20, 2024	NORTHERN COLORADO	w 7-6	(12)	14-6-0	3-3-0	Ashman, M. (W 1-1)	1378	3:42
* Mar 22, 2024	at California	w 7-3	9	15-6-0	4-3-0	Jones, M. (W 1-1)	135	2:41
* Mar 23, 2024	at California	L 1-3	9	15-7-0	4-4-0	Hostert, R. (L 3-2)	231	2:30
* Mar 24, 2024	at California	w 6-5	9	16-7-0	5-4-0	Kuehl, B. (W 2-0)	418	3:31
* Mar 28, 2024	STANFORD	w 3-2	9	17-7-0	6-4-0	Jones, M. (W 2-1)	1531	2:27
* Mar 29, 2024	STANFORD	w 7-5	9	18-7-0	7-4-0	Harris, J. (W 4-0)	1554	3:30
* Mar 30, 2024	STANFORD	L 6-13	(11)	18-8-0	7-5-0	Hostert, R. (L 3-3)	1576	3:53
Apr 01, 2024	UTAH VALLEY	w 10-1	9	19-8-0	7-5-0	LugoCanchola (W 1-0)	1458	2:42
Apr 02, 2024	at Utah Valley	w 13-8	9	20-8-0	7-5-0	Elder, J. (W 2-1)	2016	3:23
Apr 05, 2024	CSUN	w 14-10	9	21-8-0	7-5-0	Van Sickle (W 1-0)	1405	3:29
Apr 07, 2024	CSUN	L 4-18	9	21-9-0	7-5-0	Porthan, B. (L 1-1)	1559	3:15
Apr 09, 2024	BYU	L 3-7	9	21-10-0	7-5-0	Elder, J. (L 2-2)	2363	2:36
* Apr 12, 2024	at Arizona State	w 10-0	9	22-10-0	8-5-0	Van Sickle (W 2-0)	3280	2:50
* Apr 13, 2024	at Arizona State	L 3-8	9	22-11-0	8-6-0	Jones, M. (L 2-2)	2643	2:35
* Apr 14, 2024	at Arizona State	w 11-5	9	23-11-0	9-6-0	Hostert, R. (W 4-3)	2663	3:15
Apr 16, 2024	UTAH VALLEY	w 27-4	9	24-11-0	9-6-0	LugoCanchola (W 2-0)	1572	3:14
* Apr 19, 2024	WASHINGTON	w 8-6	9	25-11-0	10-6-0	Van Sickle (W 3-0)	1643	2:40
* Apr 20, 2024	WASHINGTON	L 8-13	9	25-12-0	10-7-0	Kuehl, B. (L 2-1)	2129	3:21
* Apr 21, 2024	WASHINGTON	w 14-3	9	26-12-0	11-7-0	McAnelly, C. (W 3-2)	1904	2:54
Apr 23, 2024	at BYU	L 4-5	9	26-13-0	11-7-0	Ashman, M. (L 1-2)	2639	3:25
* Apr 26, 2024	UCLA	w 3-2	(12)	27-13-0	12-7-0	Hostert, R. (W 5-3)	1597	3:36
* Apr 27, 2024	UCLA	w 7-3	9	28-13-0	13-7-0	Jones, M. (W 3-2)	1887	2:39
* Apr 28, 2024	UCLA	w 12-7	9	29-13-0	14-7-0	McAnelly, C. (W 4-2)	2004	3:09
* May 4, 2024	at #21 Oregon-1	L 5-7	9	29-14-0	14-8-0	Van Sickle (L 3-1)	2393	3:21
* May 4, 2024	at #21 Oregon-2	L 1-5	9	29-15-0	14-9-0	Jones, M. (L 3-3)	2393	2:52
* May 5, 2024	at #21 Oregon	w 9-7	9	30-15-0	15-9-0	McAnelly, C. (W 5-2)	1995	3:13
May 07, 2024	at Utah Tech	L 8-11	9	30-16-0	15-9-0	Harris, J. (L 4-1)	575	2:41
* May 10, 2024	#17 ARIZONA	w 6-1	9	31-16-0	16-9-0	Van Sickle (W 4-1)	1823	2:03
* May 11, 2024	#17 ARIZONA	L 4-8	9	31-17-0	16-10-0	Jones, M. (L 3-4)	2448	2:57
* May 12, 2024	#17 ARIZONA	L 4-10	9	31-18-0	16-11-0	McAnelly, C. (L 5-3)	1827	3:13
May 14, 2024	UTAH TECH	w 11-4	9	32-18-0	16-11-0	Riske, P. (W 2-0)	1700	2:39
* May 16, 2024	at USC	L 5-6	9	32-19-0	16-12-0	Ashman, M. (L 1-3)	632	2:55
* May 17, 2024	at USC	L 2-8	9	32-20-0	16-13-0	Jones, M. (L 3-5)	894	2:51
* May 18, 2024	at USC	L 3-5	9	32-21-0	16-14-0	McAnelly, C. (L 5-4)	1081	2:23
May 21, 2024	vs USC	L 6-7	9	32-22-0	16-14-0	Ashman, M. (L 1-4)	0	2:51
May 22, 2024	vs #23 Oregon	w 4-2	9	33-22-0	16-14-0	Van Sickle (W 5-1)	0	2:39

\* = Conference game  
^ = Tony Gwynn Legacy  
( ) extra inning game

INFORMATION

THIS IS UTAH

COACHES & STAFF

2024 IN REVIEW

HISTORY AND RECORDS



# 2024 Statistics

## 2024 Utah Baseball Overall Statistics for Utah (as of May 22, 2024) (All games Sorted by Batting avg)

Record: 33-22 Home: 15-8 Away: 14-13 Neutral: 4-1 Pac-12: 16-14

Player	avg	gp-gs	ab	r	h	2b	3b	hr	rbi	tb	slg%	bb	hp	so	gdp	ob%	sf	sh	sb-att	po	a	e	fld%	
10 Jackson, Core	.363	52-52	215	51	78	15	3	4	41	111	.516	30	11	35	5	.463	1	1	17-25	81	163	15	.942	
24 Roberts, Kai	.356	55-55	233	52	83	21	3	7	58	131	.562	29	5	48	2	.430	5	4	33-39	145	1	2	.986	
15 Antillon, Hunter	.321	43-41	137	30	44	6	0	4	25	62	.453	20	10	27	4	.438	2	2	2-2	306	28	3	.991	
3 Digiorno, Drake	.301	52-50	206	39	62	15	1	4	32	91	.442	20	10	39	4	.388	1	3	8-11	440	26	5	.989	
32 Bodily, Karson	.278	51-41	151	28	42	10	3	2	20	64	.424	15	5	38	2	.356	3	2	12-14	57	2	1	.983	
5 Carpenter, Kaden	.278	51-44	162	34	45	9	3	6	26	78	.481	16	10	35	2	.374	2	1	2-3	7	1	0	1.000	
13 Clarkson, TJ	.259	55-55	216	40	56	9	2	10	50	99	.458	28	12	40	1	.366	6	0	4-5	115	2	2	.983	
17 Quinn, Tyler	.218	42-41	156	28	34	9	0	4	25	55	.353	19	6	33	3	.324	1	2	2-3	108	43	7	.956	
-----																								
40 McAnelly, Colter	.500	2-1	4	1	2	1	0	0	1	3	.750	0	0	1	0	.500	0	0	0-0	5	3	2	.800	
37 Kleveno, Jack	.333	4-0	3	1	1	1	0	0	1	2	.667	1	0	1	0	.500	0	0	0-0	2	0	0	1.000	
2 Flaharty, Matt	.282	40-28	103	23	29	4	1	4	22	47	.456	13	1	25	0	.368	0	4	3-3	27	72	5	.952	
8 Webster, Bruer	.267	42-33	101	19	27	2	1	0	12	31	.307	8	8	9	1	.361	2	8	4-8	59	108	5	.971	
9 Frei, Landon	.267	26-12	60	12	16	2	1	1	12	23	.383	9	0	14	2	.362	0	0	1-2	8	9	1	.944	
41 Davinni, Michael	.243	36-27	111	19	27	4	0	0	18	31	.279	12	3	19	0	.333	0	2	0-1	9	26	2	.946	
21 Duffalo, Dakota	.211	26-8	38	7	8	1	0	1	6	12	.316	9	2	14	1	.388	0	2	0-1	26	0	0	1.000	
18 Gurney, Cameron	.038	11-6	26	1	1	0	0	0	2	1	.038	3	0	4	2	.138	0	2	0-0	51	2	0	1.000	
44 Thomas, Ethan	.000	2-1	1	0	0	0	0	0	0	0	.000	0	1	0	0	.500	0	0	0-0	5	0	0	1.000	
Totals	.289	55	1923	385	555	109	18	47	351	841	.437	232	84	382	29	.385	23	33	88-117	1476	561	60	.971	
Opponents	.279	55	1925	306	538	97	12	58	294	833	.433	171	55	406	46	.351	27	24	37-46	1461	584	90	.958	

LOB - Team (449), Opp (420). DPs turned - Team (52), Opp (36). IBB - Team (6), Jackson, C. 2, Clarkson, TJ 2, Quinn, T. 1, Roberts, K. 1, Opp (7). Picked off - Jackson, C. 4, Digiorno, D. 3, Roberts, K. 2, Quinn, T. 1.

## (All games Sorted by Earned run avg)

Player	era	w-l	app	gs	cg	sho	sv	ip	h	r	er	bb	so	2b	3b	hr	b/avg	wp	hp	bk	sfa	sha
1 Van Sickle, Bryson	2.67	5-1	15	15	2	1/1	0	94.1	79	32	28	21	69	11	5	7	.221	4	11	0	2	5
11 Jones, Merit	5.66	3-5	14	13	0	0/0	1	68.1	79	49	43	33	68	19	2	6	.294	7	8	0	4	5
-----																						
57 Ashman, Micah	3.08	1-4	24	0	0	0/1	11	26.1	23	9	9	3	26	4	0	1	.240	0	2	0	2	3
33 Lugo-Canchola, E.	3.32	2-0	17	1	0	0/0	0	21.2	25	11	8	8	21	6	0	3	.291	3	1	0	0	1
40 McAnelly, Colter	4.76	5-4	15	10	0	0/0	0	51.0	47	30	27	17	45	7	1	11	.239	3	7	0	1	0
6 Nielson, Cameron	4.76	1-0	5	0	0	0/0	0	5.2	10	6	3	3	4	1	0	0	.370	0	1	0	0	0
36 Hostert, Randon	5.01	5-3	25	0	0	0/0	0	50.1	51	29	28	9	48	9	0	9	.267	3	5	0	4	5
19 Elder, Jackson	5.15	2-2	20	0	0	0/0	0	36.2	47	23	21	16	29	7	0	1	.322	6	1	0	2	3
22 Riske, Payton	5.29	2-0	8	1	0	0/0	0	17.0	15	10	10	7	14	4	0	1	.250	0	2	0	2	0
12 Kuehl, Bransen	6.15	2-1	15	1	0	0/0	0	26.1	28	20	18	12	20	5	1	2	.277	1	2	0	4	1
28 Harris, Jaden	6.75	4-1	18	6	0	0/1	0	36.0	46	31	27	22	27	7	3	6	.309	4	5	1	3	0
39 Porthan, Brett	7.55	1-1	16	8	0	0/0	0	47.2	74	40	40	10	30	12	0	9	.361	1	5	0	3	0
38 Bird, Billy	9.82	0-0	2	0	0	0/0	0	3.2	2	4	4	3	2	0	0	1	.167	1	0	0	0	0
30 Wall, Carter	13.50	0-0	4	0	0	0/0	0	4.0	6	6	6	3	2	3	0	1	.400	2	3	0	0	1
45 Stanford, M.	18.00	0-0	2	0	0	0/0	0	2.0	3	4	4	4	0	1	0	0	.375	0	2	0	0	0
25 Kelley, Mason	18.00	0-0	1	0	0	0/0	0	1.0	3	2	2	0	1	1	0	0	.500	0	0	0	0	0
Totals	5.05	33-22	55	55	2	2/1	12	492.0	538	306	276	171	406	97	12	58	.279	35	55	1	27	24
Opponents	6.02	22-33	55	55	0	1/1	9	487.0	555	385	326	232	382	109	18	47	.289	50	84	10	23	33

PB - Team (10), Antillon, H. 9, Quinn, T. 1, Opp (9). Pickoffs - Team (7), Jones, M. 2, Van Sickle 2, McAnelly, C. 1, LugoCanchola 1, Elder, J. 1, Opp (10). SBA/ATT - Antillon, H. (26-31), Quinn, T. (11-14), Jones, M. (6-7), Van Sickle (5-5), Elder, J. (3-5), Kuehl, B. (4-4), Porthan, B. (3-4), LugoCanchola (3-4), Harris, J. (3-3), Hostert, R. (3-3), Riske, P. (1-3), Ashman, M. (2-2), McAnelly, C. (1-2), Kelley, M. (1-1), Wall, C. (1-1), Bird, B. (1-1), Nielson, C. (0-1).

INFORMATION

THIS IS UTAH

COACHES & STAFF

2024 IN REVIEW

HISTORY AND RECORDS

# 2024 Statistics



2024 Utah Baseball  
 Team Game-by-Game for Utah (as of May 22, 2024)  
 Batting (All games)

Date	Opponent	ab	r	h	rbi	2b	3b	hr	tb	bb	ibb	sb	cs	hbp	sac	sf	gdp	k	po	a	e	lob	avg
Feb 16	at Pepperdine	27	0	2	0	0	0	0	2	3	0	1	0	2	0	0	1	6	24	10	4	5	.074
Feb 17	vs California Baptist	38	9	12	9	4	0	2	22	4	0	2	0	2	0	0	0	6	27	15	0	11	.215
Feb 17	at Pepperdine	38	9	11	7	5	0	1	19	3	0	3	0	0	0	1	0	7	27	11	1	6	.243
Feb 18	at California Baptist	31	7	7	5	0	0	1	10	4	0	4	1	5	0	0	3	5	27	11	1	6	.239
Feb 23	at UC San Diego	37	4	6	2	1	0	0	7	4	0	2	1	0	1	1	1	7	33	13	1	6	.222
Feb 24	vs Loyola Marymount	35	9	13	8	1	0	3	23	3	0	2	2	2	0	0	0	4	27	9	1	7	.248
Feb 25	vs Cal St. Bakersfield	37	6	9	6	2	0	1	14	9	1	5	0	2	2	0	0	11	33	16	0	14	.247
Feb 25	at San Diego State	34	11	8	9	1	3	0	15	5	0	0	1	2	1	0	0	9	27	12	1	4	.245
Mar 02	at Cal Poly	34	12	11	11	2	0	0	13	7	0	2	1	4	4	2	0	9	27	8	0	12	.254
Mar 03	at Cal Poly	34	4	6	4	2	0	0	8	1	0	0	0	0	0	0	0	5	27	12	2	4	.246
Mar 03	at Cal Poly	33	3	7	3	2	0	0	9	4	0	2	1	1	0	1	0	7	25	13	1	9	.243
Mar 05	at Santa Clara	29	2	4	2	1	0	0	5	3	0	0	0	1	1	1	0	8	24	6	2	6	.236
*Mar 08	at Washington State	29	1	5	1	0	0	1	8	4	0	1	0	2	1	0	1	7	24	10	0	8	.232
*Mar 09	at Washington State	33	5	6	5	2	1	1	13	1	0	1	0	0	0	0	0	11	27	10	1	2	.228
*Mar 10	at Washington State	37	7	12	7	2	1	2	22	3	0	1	1	1	0	0	1	9	27	8	0	7	.235
*Mar 15	OREGON STATE	38	5	13	5	5	1	0	20	2	0	1	0	2	1	1	0	7	27	11	1	12	.243
*Mar 16	OREGON STATE	32	1	7	1	1	0	0	8	4	0	4	0	2	1	0	1	7	27	11	2	11	.241
*Mar 17	OREGON STATE	38	14	16	13	5	1	0	23	2	0	1	1	4	1	0	1	5	27	6	1	7	.252
Mar 19	NORTHERN COLORAD	34	20	16	17	3	1	0	21	11	0	9	1	2	0	1	0	4	21	9	2	10	.264
Mar 20	NORTHERN COLORAD	42	7	13	6	4	1	0	19	4	0	2	1	0	2	0	1	6	36	16	1	7	.267
*Mar 22	at California	34	7	11	7	0	1	1	16	3	0	1	0	0	3	1	0	6	27	13	1	7	.269
*Mar 23	at California	34	1	9	1	1	0	0	10	4	0	2	1	1	0	0	2	1	24	8	2	11	.269
*Mar 24	at California	32	6	8	4	0	0	2	14	4	0	0	2	6	0	0	1	7	27	11	0	9	.268
*Mar 28	STANFORD	29	3	6	3	0	1	0	8	2	0	1	1	1	0	0	0	4	27	12	0	5	.266
*Mar 29	STANFORD	29	7	8	6	1	0	1	12	9	0	2	0	1	1	1	0	9	27	8	1	10	.267
*Mar 30	STANFORD	44	6	12	6	1	0	1	16	3	0	0	1	2	0	0	0	9	33	10	2	10	.267
Apr 01	UTAH VALLEY	33	10	12	10	3	2	0	19	4	0	7	0	2	0	2	1	3	27	7	1	7	.270
Apr 02	at Utah Valley	37	13	12	11	5	0	2	23	11	0	4	0	2	0	0	0	5	27	6	1	10	.272
Apr 05	CSUN	40	14	15	11	0	0	2	21	6	0	4	0	2	0	0	0	5	27	14	1	10	.276
Apr 07	CSUN	35	4	9	4	1	1	1	15	3	0	0	0	0	0	0	1	9	27	15	0	7	.276
Apr 09	BYU	32	3	6	3	0	0	1	9	3	0	2	1	2	0	0	0	7	27	5	2	7	.273
*Apr 12	at Arizona State	34	10	10	10	1	0	2	17	8	0	0	3	2	0	3	0	5	27	13	0	10	.274
*Apr 13	at Arizona State	28	3	6	2	1	0	2	13	6	0	0	0	2	0	0	4	9	24	7	3	6	.272
*Apr 14	at Arizona State	39	11	14	11	4	0	4	30	8	2	1	0	2	1	0	0	8	27	5	0	12	.275
Apr 16	UTAH VALLEY	55	27	30	27	6	2	3	49	5	0	1	0	0	0	2	0	7	27	8	1	11	.287
*Apr 19	WASHINGTON	34	8	11	8	4	0	0	15	4	1	1	0	2	0	0	0	3	27	11	3	8	.288
*Apr 20	WASHINGTON	45	8	16	6	4	0	1	23	5	0	0	0	0	0	0	0	2	27	12	3	15	.291
*Apr 21	WASHINGTON	39	14	15	13	2	0	0	17	7	1	3	0	4	0	0	0	8	27	10	1	12	.293
Apr 23	at BYU	35	4	7	4	3	0	1	13	4	0	0	1	3	0	0	0	14	26	10	1	11	.291
*Apr 26	UCLA	42	3	8	1	2	0	0	10	2	1	3	0	1	2	0	0	11	36	20	0	9	.288
*Apr 27	UCLA	32	7	10	6	3	0	0	13	5	0	1	0	1	2	0	0	7	27	12	0	9	.289
*Apr 28	UCLA	34	12	13	12	3	1	3	27	5	0	4	0	3	1	1	0	5	27	10	2	8	.291
*May 4	at Oregon	30	5	6	5	0	0	0	6	8	0	0	0	3	1	1	1	9	24	7	0	11	.289
*May 4	at Oregon	31	1	7	1	1	0	0	8	3	0	0	2	0	0	0	1	11	24	5	1	6	.288
*May 5	at Oregon	34	9	12	9	2	0	1	17	4	0	0	1	3	1	1	1	7	27	9	1	7	.289
May 07	at Utah Tech	35	8	9	8	5	0	2	20	6	0	1	0	1	0	0	2	6	24	15	0	7	.288
*May 10	ARIZONA	29	6	9	5	1	0	1	13	1	0	0	1	0	2	1	0	5	27	7	1	3	.289
*May 11	ARIZONA	36	4	9	4	2	0	1	14	1	0	0	0	0	0	0	1	7	27	11	1	6	.288
*May 12	ARIZONA	38	4	12	4	2	0	1	17	1	0	0	0	2	1	0	0	6	27	7	0	11	.289
May 14	UTAH TECH	38	11	16	10	5	0	0	21	3	0	3	2	0	0	0	0	5	27	10	0	6	.291
*May 16	at USC	36	5	8	4	1	0	0	9	3	0	2	0	0	0	1	0	11	24	13	2	8	.290
*May 17	at USC	32	2	5	2	1	0	0	6	1	0	0	0	1	1	0	0	9	24	7	5	6	.288
*May 18	at USC	32	3	6	3	0	0	1	9	1	0	1	0	1	0	1	1	7	24	10	0	5	.286
May 21	vs USC	34	6	10	5	1	0	1	14	3	0	0	1	0	1	0	1	8	24	7	1	5	.286
May 22	vs Oregon	32	4	14	4	0	1	0	16	5	0	1	1	0	1	0	2	7	27	9	1	10	.289
Totals		1923	385	555	351	109	18	47	841	232	6	88	29	84	33	23	29	382	1476	561	60	449	.289

INFORMATION

THIS IS UTAH

COACHES & STAFF

2024 IN REVIEW

HISTORY AND RECORDS



# 2024 Statistics

2024 Utah Baseball  
Team Game-by-Game for Utah (as of May 22, 2024)  
Pitching (All games)

INFORMATION

THIS IS UTAH

COACHES & STAFF

2024 IN REVIEW

HISTORY AND RECORDS

Date	Opponent	ip	h	r	er	bb	so	2b	3b	hr	wp	bk	hbp	dp	ibb	score	w-l	sv	era
Feb 16	at Pepperdine	8.0	7	1	1	1	7	1	1	0	1	0	0	0	0	0-1	0-1	0	1.12
Feb 17	vs California Baptist	9.0	11	4	4	3	5	1	1	1	1	0	1	1	0	9-4	1-1	0	2.65
Feb 17	at Pepperdine	9.0	7	4	4	3	2	2	0	0	0	0	0	1	0	9-4	2-1	0	3.12
Feb 18	at California Baptist	9.0	4	1	1	3	9	0	0	1	1	0	1	2	0	7-1	3-1	0	2.57
Feb 23	at UC San Diego	11.0	7	3	2	4	10	3	0	0	0	0	1	0	1	4-3	4-1	1	2.35
Feb 24	vs Loyola Marymount	9.0	6	5	5	2	10	0	0	2	0	0	2	1	0	9-5	5-1	1	2.78
Feb 25	vs Cal St. Bakersfield	11.0	8	5	5	3	5	1	0	1	0	0	0	0	0	6-5	6-1	1	3.00
Feb 25	at San Diego State	9.0	7	5	5	6	10	2	1	0	1	0	0	2	0	11-5	7-1	1	3.24
Mar 02	at Cal Poly	9.0	8	2	2	2	13	2	0	0	0	0	3	2	0	12-2	8-1	1	3.11
Mar 03	at Cal Poly	9.0	7	0	0	5	4	0	0	0	1	0	2	0	1	4-0	9-1	2	2.81
Mar 03	at Cal Poly	8.1	12	4	4	4	7	3	0	0	0	0	3	4	1	3-4	9-2	2	2.93
Mar 05	at Santa Clara	8.0	6	5	2	3	12	1	1	0	0	0	2	1	0	2-5	9-3	2	2.88
*Mar 08	at Washington State	8.0	10	7	7	2	4	4	0	0	0	0	2	0	0	1-7	9-4	2	3.22
*Mar 09	at Washington State	9.0	10	4	4	3	7	1	0	0	0	0	2	0	0	5-4	10-4	3	3.28
*Mar 10	at Washington State	9.0	10	6	6	1	5	1	0	2	0	0	1	0	0	7-6	11-4	4	3.46
*Mar 15	OREGON STATE	9.0	10	7	7	7	12	1	0	2	0	0	1	1	0	5-7	11-5	4	3.68
*Mar 16	OREGON STATE	9.0	12	8	8	6	11	3	1	0	0	0	1	0	0	1-8	11-6	4	3.93
*Mar 17	OREGON STATE	9.0	17	11	11	4	9	2	0	4	1	0	0	1	0	14-11	12-6	5	4.32
Mar 19	NORTHERN COLORAD	7.0	8	6	6	6	4	1	1	0	1	0	1	2	0	20-6	13-6	5	4.46
Mar 20	NORTHERN COLORAD	12.0	13	6	5	2	11	2	1	0	0	0	3	1	0	7-6	14-6	5	4.42
*Mar 22	at California	9.0	9	3	3	2	6	1	0	1	0	0	0	1	0	7-3	15-6	5	4.35
*Mar 23	at California	8.0	6	3	3	2	5	2	1	1	2	0	0	0	0	1-3	15-7	5	4.31
*Mar 24	at California	9.0	15	5	5	1	6	0	0	2	0	0	1	2	0	6-5	16-7	6	4.34
*Mar 28	STANFORD	9.0	5	2	2	2	6	1	0	0	1	0	0	1	0	3-2	17-7	7	4.24
*Mar 29	STANFORD	9.0	12	5	3	3	8	3	0	0	1	0	2	1	0	7-5	18-7	8	4.19
*Mar 30	STANFORD	11.0	22	13	11	2	7	5	0	3	0	0	2	1	0	6-13	18-8	8	4.42
Apr 01	UTAH VALLEY	9.0	5	1	1	1	14	0	0	1	0	0	2	0	0	10-1	19-8	8	4.29
Apr 02	at Utah Valley	9.0	14	8	7	3	11	2	0	3	0	0	1	2	0	13-8	20-8	8	4.39
Apr 05	CSUN	9.0	15	10	9	4	6	3	0	1	0	0	1	2	0	14-10	21-8	9	4.55
Apr 07	CSUN	9.0	18	18	18	11	3	5	0	2	2	0	1	1	0	4-18	21-9	9	4.99
Apr 09	BYU	9.0	8	7	2	3	9	1	0	1	1	0	0	1	2	3-7	21-10	9	4.89
*Apr 12	at Arizona State	9.0	3	0	0	0	8	0	0	0	0	0	1	1	0	10-0	22-10	9	4.74
*Apr 13	at Arizona State	8.0	13	8	8	4	7	6	0	1	0	0	0	1	0	3-8	22-11	9	4.86
*Apr 14	at Arizona State	9.0	10	5	5	5	4	2	0	3	2	0	0	1	0	11-5	23-11	9	4.86
Apr 16	UTAH VALLEY	9.0	9	4	3	2	4	4	0	0	1	0	3	2	0	27-4	24-11	9	4.81
*Apr 19	WASHINGTON	9.0	8	6	4	1	7	0	0	1	0	0	1	1	0	8-6	25-11	10	4.79
*Apr 20	WASHINGTON	9.0	17	13	10	5	8	2	0	0	1	0	0	1	0	8-13	25-12	10	4.93
*Apr 21	WASHINGTON	9.0	7	3	3	2	7	0	0	2	1	0	0	1	0	14-3	26-12	10	4.88
Apr 23	at BYU	8.2	8	5	3	5	12	3	0	0	2	1	1	0	1	4-5	26-13	10	4.83
*Apr 26	UCLA	12.0	9	2	2	1	10	3	1	0	0	0	3	2	0	3-2	27-13	10	4.72
*Apr 27	UCLA	9.0	9	3	3	4	6	1	1	0	1	0	0	2	0	7-3	28-13	10	4.68
*Apr 28	UCLA	9.0	13	7	6	2	6	4	0	2	1	0	1	0	0	12-7	29-13	10	4.71
*May 4	at Oregon	8.0	11	7	7	1	12	1	0	2	1	0	1	0	0	5-7	29-14	10	4.78
*May 4	at Oregon	8.0	7	5	4	5	9	1	0	0	3	0	2	1	0	1-5	29-15	10	4.77
*May 5	at Oregon	9.0	8	7	7	5	7	1	0	4	1	0	2	1	1	9-7	30-15	11	4.82
May 07	at Utah Tech	8.0	14	11	11	1	2	1	0	6	1	0	0	1	0	8-11	30-16	11	4.97
*May 10	ARIZONA	9.0	3	1	1	2	8	0	1	1	0	0	0	0	0	6-1	31-16	11	4.88
*May 11	ARIZONA	9.0	12	8	8	6	7	3	0	3	4	0	0	2	0	4-8	31-17	11	4.95
*May 12	ARIZONA	9.0	11	10	10	6	9	0	0	3	0	0	2	1	0	4-10	31-18	11	5.05
May 14	UTAH TECH	9.0	6	4	4	3	8	2	0	0	1	0	1	0	0	11-4	32-18	11	5.03
*May 16	at USC	8.0	10	6	6	2	5	4	0	0	0	0	1	0	0	5-6	32-19	11	5.06
*May 17	at USC	8.0	12	8	5	2	7	1	0	0	0	0	0	0	0	2-8	32-20	11	5.07
*May 18	at USC	8.0	12	5	5	1	2	1	0	1	0	0	0	1	0	3-5	32-21	11	5.08
May 21	vs USC	8.0	13	7	7	1	4	3	0	1	0	0	0	2	0	6-7	32-22	11	5.12
May 22	vs Oregon	9.0	4	2	1	1	9	0	1	0	1	0	0	0	0	4-2	33-22	12	5.05
Totals		492.0	538	306	276	171	406	97	12	58	35	1	55	52	7	385-306	33-22	12	5.05

# 2024 Statistics



Score by innings	1	2	3	4	5	6	7	8	9	EX	Total
Utah	37	26	48	56	51	57	42	51	12	5	385
Opponents	49	23	43	30	37	26	16	46	28	8	306

Record when ...

Overall	33-22	After 6 leading	23-4
Conference	16-14	..... trailing	5-14
Non-Conference	17-8	..... tied	5-4
Home games	15-8	After 7 leading	26-4
Away games	14-13	..... trailing	1-14
Neutral site	4-1	..... tied	5-4
Day games	24-11	After 8 leading	29-1
Night games	9-11	..... trailing	0-17
vs Left starter	8-5	..... tied	3-4
vs Right starter	25-17		
1-Run games	8-5	Hit 0 home runs	15-10
2-Run games	4-4	... 1 home run	8-10
5+Run games	15-8	... 2+ home runs	10-2
Extra innings	4-1		
Shutouts	2-1	Opponent 0 home runs	16-10
		..... 1 home run	8-5
		..... 2+ HRs	9-7
Scoring 0-2 runs	0-7		
..... 3-5 runs	6-11	Made 0 errors	11-6
..... 6-9 runs	14-4	.... 1 error	18-6
..... 10+ runs	13-0	.... 2+ errors	4-10
Opponent 0-2 runs	9-1		
..... 3-5 runs	15-6	Opp. made 0 errors	5-7
..... 6-9 runs	7-10	..... 1 error	9-5
..... 10+ runs	2-5	..... 2+ errors	19-10
Scored in 1st inning	17-5	Out-hit opponent	22-3
Opp. scored in 1st	13-11	Out-hit by opponent	8-18
Scores first	18-4	Hits are tied	3-1
Opp. scores first	15-18		

Record when team scores:

Runs	0	1	2	3	4	5	6	7	8	9	10+
W-L	0-1	0-4	0-2	2-4	3-4	1-3	3-2	6-0	1-2	4-0	13-0

Record when opponent scores:

Runs	0	1	2	3	4	5	6	7	8	9	10+
W-L	2-0	3-1	4-0	4-1	5-1	6-4	4-1	2-5	1-4	0-0	2-5

Record when leading after:

Inn.	1	2	3	4	5	6	7	8
W-L	12-3	17-3	16-4	19-5	20-4	23-4	26-4	29-1

Record when trailing after:

Inn.	1	2	3	4	5	6	7	8
W-L	8-11	7-15	10-14	10-15	7-16	5-14	1-14	0-17

Record when tied after:

Inn.	1	2	3	4	5	6	7	8
W-L	13-8	9-4	7-4	4-2	6-2	5-4	5-4	3-4

Current winning streak: 1  
 Longest winning streak: 9  
 Longest losing streak: 4

Home attendance : 40440 ( 23 dates avg = 1758 )  
 Away attendance : 32587 ( 31 dates avg = 1051 )  
 Total attendance: 73027 ( 54 dates avg = 1352 )



## 2024 Statistics

2024 Utah Baseball  
Batting Leaders for Utah (as of May 22, 2024)  
(All games)Hitting minimums - 75% of Games 3.0 TPA/Game  
Pitching minimums - 1.0 IP/Game

## Batting avg

1. 10 Jackson, Core	.363
2. 24 Roberts, Kai	.356
3. 15 Antillon, Hunter	.321
4. 3 Digiorno, Drake	.301
5. 32 Bodily, Karson	.278

## Slugging pct

1. 24 Roberts, Kai	.562
2. 10 Jackson, Core	.516
3. 5 Carpenter, Kaden	.481
4. 13 Clarkson, TJ	.458
5. 15 Antillon, Hunter	.453

## On base pct

1. 10 Jackson, Core	.463
2. 15 Antillon, Hunter	.438
3. 24 Roberts, Kai	.430
4. 3 Digiorno, Drake	.388
5. 5 Carpenter, Kaden	.374

## Runs scored

1. 24 Roberts, Kai	52
2. 10 Jackson, Core	51
3. 13 Clarkson, TJ	40
4. 3 Digiorno, Drake	39
5. 5 Carpenter, Kaden	34

## Hits

1. 24 Roberts, Kai	83
2. 10 Jackson, Core	78
3. 3 Digiorno, Drake	62
4. 13 Clarkson, TJ	56
5. 5 Carpenter, Kaden	45

## Runs batted in

1. 24 Roberts, Kai	58
2. 13 Clarkson, TJ	50
3. 10 Jackson, Core	41
4. 3 Digiorno, Drake	32
5. 5 Carpenter, Kaden	26

## Doubles

1. 24 Roberts, Kai	21
2. 3 Digiorno, Drake	15
10 Jackson, Core	15
4. 32 Bodily, Karson	10
5. 3 tied at.....	9

## Triples

1. 5 Carpenter, Kaden	3
10 Jackson, Core	3
24 Roberts, Kai	3
32 Bodily, Karson	3
5. 13 Clarkson, TJ	2

## Home runs

1. 13 Clarkson, TJ	10
2. 24 Roberts, Kai	7
3. 5 Carpenter, Kaden	6
4. 5 tied at.....	4

## Total bases

1. 24 Roberts, Kai	131
2. 10 Jackson, Core	111
3. 13 Clarkson, TJ	99
4. 3 Digiorno, Drake	91
5. 5 Carpenter, Kaden	78

## Walks

1. 10 Jackson, Core	30
2. 24 Roberts, Kai	29
3. 13 Clarkson, TJ	28
4. 15 Antillon, Hunter	20
3 Digiorno, Drake	20

## Hit by pitch

1. 13 Clarkson, TJ	12
2. 10 Jackson, Core	11
3. 3 Digiorno, Drake	10
5 Carpenter, Kaden	10
15 Antillon, Hunter	10

## Sac bunts

1. 8 Webster, Bruer	8
2. 24 Roberts, Kai	4
2 Flaharty, Matt	4
4. 3 Digiorno, Drake	3
5. 6 tied at.....	2

## Sac flies

1. 13 Clarkson, TJ	6
2. 24 Roberts, Kai	5
3. 32 Bodily, Karson	3
4. 3 tied at.....	2

## Stolen bases

1. 24 Roberts, Kai	33
2. 10 Jackson, Core	17
3. 32 Bodily, Karson	12
4. 3 Digiorno, Drake	8
5. 2 tied at.....	4

## Caught stealing

1. 10 Jackson, Core	8
2. 24 Roberts, Kai	6
3. 8 Webster, Bruer	4
4. 3 Digiorno, Drake	3
5. 32 Bodily, Karson	2

## Steal attempts

1. 24 Roberts, Kai	39
2. 10 Jackson, Core	25
3. 32 Bodily, Karson	14
4. 3 Digiorno, Drake	11
5. 8 Webster, Bruer	8

## Stolen base pct

1. 15 Antillon, Hunter	1.000
2. 32 Bodily, Karson	.857
3. 24 Roberts, Kai	.846
4. 13 Clarkson, TJ	.800
5. 3 Digiorno, Drake	.727

## Strikeouts

1. 24 Roberts, Kai	48
2. 13 Clarkson, TJ	40
3. 3 Digiorno, Drake	39
4. 32 Bodily, Karson	38
5. 2 tied at.....	35

## Grounded into DP

1. 10 Jackson, Core	5
2. 3 Digiorno, Drake	4
15 Antillon, Hunter	4
4. 17 Quinn, Tyler	3
5. 5 tied at.....	2

## Total plate appearances

1. 24 Roberts, Kai	276
2. 13 Clarkson, TJ	262
3. 10 Jackson, Core	258
4. 3 Digiorno, Drake	240
5. 5 Carpenter, Kaden	191

## At bats

1. 24 Roberts, Kai	233
2. 13 Clarkson, TJ	216
3. 10 Jackson, Core	215
4. 3 Digiorno, Drake	206
5. 5 Carpenter, Kaden	162

## Games played

1. 24 Roberts, Kai	55
13 Clarkson, TJ	55
3. 3 Digiorno, Drake	52
10 Jackson, Core	52
5. 2 tied at.....	51

## Game starts

1. 24 Roberts, Kai	55
13 Clarkson, TJ	55
3. 10 Jackson, Core	52
4. 3 Digiorno, Drake	50
5. 5 Carpenter, Kaden	44

## Games as sub

1. 21 Duffalo, Dakota	18
2. 9 Frei, Landon	14
3. 2 Flaharty, Matt	12
4. 32 Bodily, Karson	10
5. 2 tied at.....	9

INFORMATION

THIS IS UTAH

COACHES &amp; STAFF

2024 IN REVIEW

HISTORY AND RECORDS

# 2024 Statistics



2024 Utah Baseball  
Pitching Leaders for Utah (as of May 22, 2024)  
(All games)

Hitting minimums - 75% of Games 3.0 TPA/Game  
Pitching minimums - 1.0 IP/Game

Earned run avg	
1. 1 Van Sickle, Bryson	2.67
2. 11 Jones, Merit	5.66

Opposing bat avg	
1. 1 Van Sickle, Bryson	.221
2. 11 Jones, Merit	.294

Won-loss pct	
1. 1 Van Sickle, Bryson	.833
2. 11 Jones, Merit	.375

Wins	
1. 1 Van Sickle, Bryson	5
36 Hostert, Randon	5
40 McAnelly, Colter	5
4. 28 Harris, Jaden	4
5. 11 Jones, Merit	3

Losses	
1. 11 Jones, Merit	5
2. 40 McAnelly, Colter	4
57 Ashman, Micah	4
4. 36 Hostert, Randon	3
5. 19 Elder, Jackson	2

Saves	
1. 57 Ashman, Micah	11
2. 11 Jones, Merit	1

Innings pitched	
1. 1 Van Sickle, Bryson	94.1
2. 11 Jones, Merit	68.1

Batters struck out	
1. 1 Van Sickle, Bryson	69
2. 11 Jones, Merit	68
3. 36 Hostert, Randon	48
4. 40 McAnelly, Colter	45
5. 39 Porthan, Brett	30

Appearances	
1. 36 Hostert, Randon	25
2. 57 Ashman, Micah	24
3. 19 Elder, Jackson	20
4. 28 Harris, Jaden	18
5. 33 Lugo-Canchola, E.	17

Games started	
1. 1 Van Sickle, Bryson	15
2. 11 Jones, Merit	13
3. 40 McAnelly, Colter	10
4. 39 Porthan, Brett	8
5. 28 Harris, Jaden	6

Games finished	
1. 57 Ashman, Micah	21
2. 36 Hostert, Randon	6
3. 33 Lugo-Canchola, E.	5
19 Elder, Jackson	5
5. 28 Harris, Jaden	4

Games in relief	
1. 36 Hostert, Randon	25
2. 57 Ashman, Micah	24
3. 19 Elder, Jackson	20
4. 33 Lugo-Canchola, E.	16
5. 12 Kuehl, Bransen	14

Wild pitches	
1. 11 Jones, Merit	7
2. 19 Elder, Jackson	6
3. 28 Harris, Jaden	4
1 Van Sickle, Bryson	4
5. 3 tied at.....	3

Balks	
1. 28 Harris, Jaden	1

Hit batters	
1. 1 Van Sickle, Bryson	11
2. 11 Jones, Merit	8
3. 40 McAnelly, Colter	7
4. 3 tied at.....	5

Intentional BB allowed	
1. 12 Kuehl, Bransen	2
2. 5 tied at.....	1

Runners picked off	
1. 11 Jones, Merit	2
1 Van Sickle, Bryson	2
3. 19 Elder, Jackson	1
33 Lugo-Canchola, E.	1
40 McAnelly, Colter	1

Batters SO out looking	
1. 36 Hostert, Randon	22
2. 40 McAnelly, Colter	17
11 Jones, Merit	17
4. 1 Van Sickle, Bryson	16
5. 39 Porthan, Brett	15

INFORMATION

THIS IS UTAH

COACHES & STAFF

2024 IN REVIEW

HISTORY AND RECORDS



# 2024 Statistics

## 2024 Utah Baseball Miscellaneous Stats for Utah (as of May 22, 2024) (All games)

INFORMATION

THIS IS UTAH

COACHES &amp; STAFF

2024 IN REVIEW

HISTORY AND RECORDS

Multiple Hit Games	2	3	4	5+	Total
24 Roberts, Kai	18	6	2	1	27
10 Jackson, Core	20	4	2	-	26
3 Digiorno, Drake	16	6	-	-	22
13 Clarkson, TJ	13	2	-	1	16
5 Carpenter, Kaden	9	2	-	-	11
15 Antillon, Hunter	9	2	-	-	11
41 Davinni, Michael	9	-	-	-	9
32 Bodily, Karson	7	1	1	-	9
17 Quinn, Tyler	7	1	-	-	8
2 Flaharty, Matt	6	1	-	-	7
8 Webster, Bruer	5	1	-	-	6
9 Frei, Landon	2	-	1	-	3
21 Duffalo, Dakota	2	-	-	-	2
TEAM	123	26	6	2	157

Multiple RBI Games	2	3	4	5+	Total
24 Roberts, Kai	10	4	1	1	16
13 Clarkson, TJ	6	3	2	1	12
10 Jackson, Core	5	5	1	-	11
3 Digiorno, Drake	4	4	-	-	8
17 Quinn, Tyler	6	-	1	-	7
5 Carpenter, Kaden	4	1	-	1	6
15 Antillon, Hunter	3	2	-	-	5
32 Bodily, Karson	2	2	1	-	5
41 Davinni, Michael	3	1	-	-	4
2 Flaharty, Matt	-	2	1	1	4
9 Frei, Landon	2	-	-	1	3
8 Webster, Bruer	3	-	-	-	3
TEAM	48	24	7	5	84

Hitting Streaks	Longest	Current
10 Jackson, Core	10	10
24 Roberts, Kai	10	2
3 Digiorno, Drake	9	2
15 Antillon, Hunter	8	-
5 Carpenter, Kaden	8	3
13 Clarkson, TJ	7	1
2 Flaharty, Matt	6	1
17 Quinn, Tyler	5	1
9 Frei, Landon	5	-
8 Webster, Bruer	5	2
32 Bodily, Karson	5	-
41 Davinni, Michael	5	-
21 Duffalo, Dakota	4	-

Reached Base Streaks	Longest	Current
10 Jackson, Core	29	29
15 Antillon, Hunter	23	4
24 Roberts, Kai	22	2
3 Digiorno, Drake	21	2
13 Clarkson, TJ	15	8
17 Quinn, Tyler	13	1
8 Webster, Bruer	10	2
5 Carpenter, Kaden	10	3
41 Davinni, Michael	9	-
32 Bodily, Karson	8	-
9 Frei, Landon	8	-
2 Flaharty, Matt	6	1
21 Duffalo, Dakota	5	-



2024 Utah Baseball  
 Season Game Highs for Utah (as of May 22, 2024)  
 (All games)

## TEAM GAME HIGHS

### Batting

At bats:	55	-	vs Utah Valley (Apr 16, 2024)
Runs scored:	27	-	vs Utah Valley (Apr 16, 2024)
Hits:	30	-	vs Utah Valley (Apr 16, 2024)
RBI's:	27	-	vs Utah Valley (Apr 16, 2024)
Doubles:	6	-	vs Utah Valley (Apr 16, 2024)
Triples:	3	-	at San Diego State (Feb 25, 2024)
Home runs:	4	-	at Arizona State (Apr 14, 2024)
Total bases:	49	-	vs Utah Valley (Apr 16, 2024)
Walks:	11	-	vs Northern Colorado (Mar 19, 2024)
	11	-	at Utah Valley (Apr 02, 2024)
Strikeouts:	14	-	at BYU (Apr 23, 2024)
Sac hits:	4	-	at Cal Poly (Mar 02, 2024)
Sac flies:	3	-	at Arizona State (Apr 12, 2024)
Stolen bases:	9	-	vs Northern Colorado (Mar 19, 2024)
Hit by pitch:	6	-	at California (Mar 24, 2024)
Caught stealing:	3	-	at Arizona State (Apr 12, 2024)
Runners LOB:	15	-	vs Washington (Apr 20, 2024)
Hit into DP:	4	-	at Arizona State (Apr 13, 2024)

### Fielding

Putouts:	36	-	vs Northern Colorado (Mar 20, 2024)
	36	-	vs UCLA (Apr 26, 2024)
Assists:	20	-	vs UCLA (Apr 26, 2024)
Errors:	5	-	at USC (May 17, 2024)
Passed balls:	2	-	vs BYU (Apr 09, 2024)
	2	-	at BYU (Apr 23, 2024)
DPs turned:	4	-	at Cal Poly (Mar 03, 2024)

### Pitching

Innings pitched:	12.0	-	vs Northern Colorado (Mar 20, 2024)
	12.0	-	vs UCLA (Apr 26, 2024)
Runs allowed:	18	-	vs CSUN (Apr 07, 2024)
Earned runs:	18	-	vs CSUN (Apr 07, 2024)
Walks allowed:	11	-	vs CSUN (Apr 07, 2024)
Strikeouts:	14	-	vs Utah Valley (Apr 01, 2024)



# 2024 Statistics

2024 Utah Baseball  
Season Game Highs for Utah (as of May 22, 2024)  
(All games)

## INDIVIDUAL GAME HIGHS

### Batting

At bats:	7	-	Roberts, Kai vs Utah Valley (Apr 16, 2024)
Runs scored:	5	-	Roberts, Kai vs Utah Valley (Apr 16, 2024)
Hits:	5	-	Roberts, Kai vs Utah Valley (Apr 16, 2024)
	5	-	Clarkson, TJ vs Utah Valley (Apr 16, 2024)
RBI:	6	-	Frei, Landon vs CSUN (Apr 05, 2024)
Doubles:	3	-	Jackson, Core vs Washington (Apr 19, 2024)
Triples:	1	-	(18 times)
Home runs:	2	-	Flaharty, Matt at Arizona State (Apr 14, 2024)
	2	-	Clarkson, TJ at Arizona State (Apr 14, 2024)
Total bases:	9	-	Clarkson, TJ at Arizona State (Apr 14, 2024)
Walks:	3	-	Jackson, Core vs Northern Colorado (Mar 19, 2024)
	3	-	Roberts, Kai at California (Mar 23, 2024)
	3	-	Antillon, Hunter at Utah Valley (Apr 02, 2024)
Strikeouts:	4	-	Roberts, Kai at USC (May 17, 2024)
Sac hits:	2	-	Roberts, Kai at Cal Poly (Mar 02, 2024)
	2	-	Webster, Bruer vs UCLA (Apr 26, 2024)
	2	-	Flaharty, Matt vs Arizona (May 10, 2024)
Sac flies:	2	-	Roberts, Kai at Arizona State (Apr 12, 2024)
Stolen bases:	3	-	Roberts, Kai vs Northern Colorado (Mar 19, 2024)
Hit by pitch:	2	-	(4 times)
Caught stealing:	1	-	(29 times)
Runners LOB:	6	-	Carpenter, Kaden vs Washington (Apr 21, 2024)

### Fielding

Putouts:	15	-	Digiorno, Drake vs Cal St. Bakersfield (Feb 25, 2024 at La Jolla, Calif.)
	15	-	Digiorno, Drake vs UCLA (Apr 26, 2024)
Assists:	8	-	Webster, Bruer vs Cal St. Bakersfield (Feb 25, 2024 at La Jolla, Calif.)
	8	-	Jackson, Core at California (Mar 24, 2024)
Errors:	2	-	(4 times)
Passed balls:	2	-	Antillon, Hunter vs BYU (Apr 09, 2024)
	2	-	Antillon, Hunter at BYU (Apr 23, 2024)

### Pitching

Innings pitched:	9.0	-	Van Sickle, Bryson at Arizona State (Apr 12, 2024)
	9.0	-	Van Sickle, Bryson vs Arizona (May 10, 2024)
Runs allowed:	7	-	Porthan, Brett vs Oregon State (Mar 17, 2024)
	7	-	Van Sickle, Bryson vs CSUN (Apr 05, 2024)
	7	-	Jones, Merit at USC (May 17, 2024)
Earned runs:	7	-	Porthan, Brett vs Oregon State (Mar 17, 2024)
Walks allowed:	5	-	Jones, Merit vs Oregon State (Mar 15, 2024)
	5	-	Jones, Merit at Oregon (May 4, 2024)
Strikeouts:	9	-	Jones, Merit vs Oregon State (Mar 15, 2024)



*The 2016 Utah Baseball team won the Pac-12 Championship, becoming the first men's team at the U to win a Power Conference crown.*

# History and Records



# Yearly Records and Coaches

INFORMATION

THIS IS UTAH

COACHES & STAFF

2024 IN REVIEW

HISTORY AND RECORDS

**Coach: Vadal Peterson (1 seasons - 1-3)**

Year	Overall	Conference / Division
1948	1-3	Skyline

**Coach: Anthony Simone (1 seasons - 2-6)**

Year	Overall	Conference / Division
1949	2-6	Skyline

**Coach: Pete Carlston (4 seasons - 39-27)**

Year	Overall	Conference / Division
1950	3-5	Skyline
1951	17-3	Skyline
1952	8-9	Skyline
1953	11-10	Skyline

**Coach: Pres Summerhayes (20 seasons - 307-295)**

Year	Overall	Conference / Division
1954	7-8	Skyline
1955	11-9	Skyline
1956	17-10	Skyline
1957	11-12	Skyline
1958	15-9	Skyline
1959	13-4	Skyline
1960	19-10	Skyline
1961	11-13	Skyline
1962	8-18	Skyline

Year	Overall	Conf.	Conf. Finish	Conference / Division
1963	15-14	4-4	2nd	WAC Northern
1964	14-16	6-4	1st	WAC Northern
1965	21-16	7-5	1st	WAC Northern
1966	19-20	5-7	3rd	WAC Northern
1967	19-14	3-7	3rd	WAC Northern
1968	19-13	4-5	2nd	WAC Northern
1969	20-22	7-11	3rd	WAC Northern
1970	20-18	3-10	3rd	WAC Northern
1971	17-24	7-11	3rd	WAC Northern
1972	21-28	4-14	4th	WAC Northern
1973	11-20	7-11	4th	WAC Northern

**Coach: Tom Kilgore (6 seasons - 76-159)**

Year	Overall	Conf.	Conf. Finish	Conference / Division
1974	18-25	11-7	2nd	WAC Northern
1975	11-17	5-11	4th	WAC Northern
1976	15-26	8-9	3rd	WAC Northern
1977	17-28	6-12	4th	WAC Northern
1978	8-27	6-12	4th	WAC Northern
1979	7-36	2-15	4th	WAC Northern

**Coach: Mike Weathers (2 seasons - 40-39)**

Year	Overall	Conf.	Conf. Finish	Conference / Division
1980	17-19	5-12	3rd	WAC Northern
1981	23-20	15-9	2nd	WAC Northern

**Coach: Lonnie Keeter (6 seasons - 112-168)**

Year	Overall	Conf.	Conf. Finish	Conference / Division
1982	17-31	12-12	2nd	WAC Northern
1983	18-27	7-15	4th	WAC Northern
1984	23-25	13-11	2nd	WAC Northern
1985	29-21	12-11	2nd	WAC Northern
1986	9-32	3-21	4th	WAC Western
1987	16-34	8-16	3rd	WAC Eastern

**Coach: Rick Sofield (7 seasons - 142-212)**

Year	Overall	Conf.	Conf. Finish	Conference / Division
1988	10-32	8-17	6th	WAC (No division)
1989	17-32	10-18	6th	WAC (No division)
1990	19-33	10-16	6th	WAC (No division)
1991	23-30	11-12	5th	WAC (No division)
1992	20-34	11-15	6th	WAC (No division)
1993	31-19	14-9	3rd	WAC East
1994	22-32	9-15	4th	WAC East

**Coach: Steve Gillespie (1 season - 15-39)**

Year	Overall	Conf.	Conf. Finish	Conference / Division
1995	15-39	7-21	6th	WAC East

**Coach: Bill Kinneberg (18 seasons - 382-535-1)**

*One season in this stint - 30-22*

Year	Overall	Conf.	Conf. Finish	Conference / Division
1996	30-22	15-15	3rd (tie)	WAC East

**Coach: Tim Esmay (8 seasons - 213-235-1)**

Year	Overall	Conf.	Conf. Finish	Conference / Division
1997	36-21-1	22-8	1st	WAC North
1998	23-31	11-19	3rd	WAC North
1999	22-30	8-20	10th	Mountain West
2000	26-30	15-15	3rd	Mountain West
2001	27-29	14-16	3rd	Mountain West
2002	33-26	16-14	2nd	Mountain West
2003	24-32	10-20	5th	Mountain West
2004	22-36	11-19	5th	Mountain West

**Coach: Bill Kinneberg (18 seasons - 382-535-1)**

*17 seasons in this stint - 352-513-1*

Year	Overall	Conf.	Conf. Finish	Conference / Division
2005	19-36	10-20	5th	Mountain West
2006	28-28	9-13	6th	Mountain West
2007	24-31	12-12	3rd (tie)	Mountain West
2008	26-28	10-14	4th (tie)	Mountain West
2009	28-31	8-16	6th	Mountain West
2010	23-28	10-13	6th	Mountain West
2011	29-21	16-7	2nd	Mountain West
2012	14-42	7-23	11th	Pac-12
2013	21-31	7-23	11th	Pac-12
2014	16-36	4-26	11th	Pac-12
2015	16-36-1	7-22-1	11th	Pac-12
2016	26-29	19-11	1st	Pac-12
2017	27-24	15-15	5th (tie)	Pac-12
2018	16-39	8-22	11th	Pac-12
2019	16-33	6-24	10th	Pac-12
2020	6-7	N/A	N/A	Pac-12
2021	17-33	7-23	10th	Pac-12

**Coach: Gary Henderson (3 seasons - 81-81-2)**

Year	Overall	Conf.	Conf. Finish	Conference / Division
2022	26-27-1	10-20	10th	Pac-12
2023	22-32-1	9-20-1	11th	Pac-12
2024	33-22	16-14	7th	Pac-12

In addition to the above coaching records since 1948, Utah sponsored varsity baseball from 1892 through 1921. Those early teams from 1892-1921 are part of our program's history and we are working to add all available information into our archives.

Our archives indicate that baseball was not played at Utah in 1902 (equipment destroyed by building fire), 1910 (Cummings Field unavailable) or 1917 (World War I).



# Team Hitting Year-by-Year

## HITTING YEAR-BY-YEAR

Year	avg	gp-gs	ab	r	h	2b	3b	hr	rbi	tb	slg%	bb	hbp	so	gdp	ob%	sf	sh	sb-att	po	a	e	fld%
1958....	.318	24-24	818	183	260	33	18	12	115	365	.446	114	0	0	0	.401	0	0	16	0	0	0	.000
1959....	unavailable																						
1960....	.296	24-24	801	398	237	34	16	21	176	366	.457	148	11	135	0	.413	0	12	29	573	235	89	.901
1961....	unavailable																						
1962....	unavailable																						
1963....	.266	29-29	914	142	243	29	15	18	127	356	.389	98	0	201	0	.337	0	0	28	677	261	74	.927
1964....	unavailable																						
1965....	.273	33-33	1066	180	291	45	16	25	158	443	.416	159	16	153	0	.376	0	24	21	821	287	62	.947
1966....	.258	39-39	1137	177	293	35	10	17	157	399	.351	190	15	239	0	.371	0	16	28	899	382	69	.949
1967....	.269	33-33	990	166	266	20	16	17	155	369	.373	125	14	188	0	.359	0	19	21	777	291	54	.952
1968....	.279	32-32	983	160	274	41	12	11	137	372	.378	104	10	158	0	.354	0	21	43	750	313	48	.957
1969....	.269	42-42	1336	186	359	55	11	17	164	487	.365	123	17	265	0	.337	6	20	29	977	441	67	.955
1970....	unavailable																						
1971....	.286	41-41	1281	183	367	40	7	14	157	463	.361	94	0	132	0	.335	0	0	14	904	422	75	.946
1972....	.249	46-46	1340	176	334	36	28	11	144	459	.343	137	13	256	0	.325	0	31	19	1003	420	94	.938
1973....	unavailable																						
1974....	.218	43-43	1360	272	297	66	14	34	194	493	.363	131	10	192	0	.292	0	38	27	1024	366	75	.949
1975....	.264	28-28	845	116	223	19	7	14	102	298	.353	73	2	131	0	.324	0	21	33	635	333	44	.957
1976....	.253	41-41	1227	172	310	37	18	15	158	428	.349	154	0	224	0	.336	0	0	55	833	348	77	.939
1977....	.310	45-45	1386	230	429	60	20	14	184	571	.412	134	0	190	0	.370	0	0	39	998	488	67	.957
1978....	.260	36-36	1106	158	288	32	16	18	144	406	.367	113	12	194	0	.336	0	18	37	773	329	72	.939
1979....	unavailable																						
1980....	.299	36-36	1115	207	333	49	15	14	184	454	.407	150	0	114	0	.382	0	0	11	853	347	63	.950
1981....	.329	43-43	1507	355	496	83	8	45	299	730	.484	180	28	167	0	.410	0	30	42	1064	453	64	.960
1982....	.303	48-48	1461	258	442	59	22	23	218	614	.420	181	10	198	0	.383	0	38	35-44	1112	513	105	.939
1983....	.280	45-45	1418	244	397	67	13	29	214	577	.407	204	12	200	0	.375	0	39	64-98	1077	544	101	.941
1984....	.313	48-48	1507	306	471	89	24	36	263	716	.475	200	15	229	0	.398	0	22	65-92	1099	582	77	.956
1985....	.368	50-50	1605	469	591	111	29	67	428	961	.599	264	14	220	0	.461	0	39	124-143	1095	484	70	.958
1986....	unavailable																						
1987....	.321	48-48	1517	348	487	96	14	58	300	785	.517	204	0	274	0	.402	0	0	55-72	1044	554	114	.933
1988....	.298	42-42	1280	246	382	89	6	46	224	621	.485	132	0	264	0	.364	0	0	27-37	924	395	81	.942
1989....	.289	49-49	1457	297	421	80	8	53	260	676	.464	150	16	303	0	.359	11	12	60-86	1012	389	99	.934
1990....	.295	52-52	1599	291	472	70	21	50	259	734	.459	147	4	318	0	.353	14	22	51-79	1201	471	85	.952
1991....	.309	53-53	1711	347	529	84	19	56	298	819	.479	215	20	302	0	.391	10	16	55-91	1219	509	96	.947
1992....	.270	54-54	1653	285	447	73	16	30	254	642	.388	208	22	356	0	.356	17	23	73-112	1251	505	111	.941
1993....	.317	50-50	1598	347	507	82	6	54	316	763	.477	206	36	284	0	.401	26	18	69-109	1201	554	105	.944
1994....	.330	53-53	1782	396	588	96	13	68	354	914	.513	227	23	271	0	.409	19	12	42-62	1223	540	93	.950
1995....	.308	54-54	1650	297	509	87	10	27	262	697	.422	201	16	266	0	.383	27	11	72-95	1162	546	94	.948
1996....	.319	52-52	1710	428	546	129	15	72	390	921	.539	237	40	337	0	.411	14	11	53-76	1213	553	91	.951
1997....	.351	58-58	2101	581	737	153	21	124	562	1304	.621	268	45	361	0	.431	20	15	105-125	1449	622	108	.950
1998....	.331	54-54	1952	504	647	116	18	97	469	1090	.558	222	48	398	0	.408	25	5	61-76	1279	592	103	.948
1999....	.291	52-52	1904	329	555	117	11	86	303	952	.500	173	41	432	0	.361	13	8	61-89	1365	578	88	.957
2000....	.300	56-56	1931	372	579	146	27	70	349	989	.512	198	52	413	2	.376	24	13	38-63	1395	604	100	.952
2001....	.314	56-56	2089	454	655	136	21	91	413	1106	.529	180	65	383	9	.382	23	6	36-52	1443	568	99	.953
2002....	.327	59-59	2175	483	712	154	20	76	439	1134	.521	192	48	388	10	.390	28	13	85-117	1555	634	104	.955
2003....	.309	56-56	1921	346	594	119	21	63	319	944	.491	150	48	328	9	.369	26	17	77-107	1402	564	83	.959
2004....	.300	58-58	2096	390	629	152	23	60	367	1007	.480	178	61	408	14	.367	30	13	57-80	1500	630	83	.962
2005....	.313	55-55	2005	370	628	129	6	38	336	883	.440	194	76	341	50	.391	23	21	36-58	1412	595	84	.960
2006....	.316	56-56	1959	415	620	122	16	62	375	960	.490	226	69	377	38	.402	24	42	53-76	1432	604	64	.970
2007....	.306	55-55	1971	370	603	103	23	40	330	872	.442	218	63	363	27	.390	17	42	71-99	1432	597	98	.954
2008....	.323	54-54	1919	368	619	120	17	46	344	911	.475	181	60	374	41	.395	18	50	55-79	1395	569	87	.958
2009....	.303	59-59	2151	403	652	111	21	59	374	982	.457	218	46	446	38	.377	14	54	55-88	1581	674	84	.964
2010....	.302	51-51	1796	345	542	78	15	55	317	815	.454	177	51	337	40	.377	21	38	57-80	1328	585	70	.965
2011....	.294	50-50	1771	317	521	116	16	39	290	786	.444	167	37	359	26	.365	14	47	35-49	1328	563	70	.964
2012....	.246	56-56	1880	211	462	93	8	28	200	655	.348	150	47	434	36	.315	16	43	19-36	1470	630	66	.970
2013....	.254	52-52	1733	229	441	74	18	16	192	599	.346	162	63	344	31	.338	12	65	76-109	1384	573	87	.957
2014....	.233	52-52	1724	203	401	70	9	10	180	519	.301	176	49	389	27	.319	16	50	53-75	1395	556	69	.966
2015....	.252	53-53	1726	233	435	68	9	24	212	593	.344	172	76	347	33	.343	16	48	71-121	1394	590	70	.966
2016....	.277	55-55	1818	293	504	88	10	28	268	696	.383	206	76	323	42	.371	19	33	58-96	1439	625	70	.967
2017....	.287	51-51	1791	311	514	91	16	26	281	715	.399	216	48	348	28	.375	21	29	37-62	1373	552	57	.971
2018....	.271	55-55	1891	275	513	99	19	28	249	734	.388	179	51	380	29	.347	22	38	41-60	1433	551	57	.972
2019....	.270	49-49	1678	251	453	102	11	21	231	640	.381	187	46	358	41	.355	20	27	23-39	1297	474	57	.969
2020....	.243	13-13	436	74	106	17	0	7	67	144	.330	76	10	128	5	.366	2	9	14-15	336	136	14	.971
2021....	.264	50-50	1695	256	447	97	8	24	227	632	.373	195	62	471	36	.358	17	22	52-63	1287	550	59	.969
2022....	.284	54-54	1842	335	524	112	18	41	315	795	.432	230	72	447	33	.381	26	41	31-45	1420	560	54	.973
2023....	.282	55-55	1889	369	533	100	11	48	338	799	.423	241	79	381	40	.382	23	47	62-81	1438	519	73	.964
2024....	.289	55-55	1923	385	555	109	18	47	351	841	.437	232	84	382	29	.385	23	33	88-117	1476	561	59	.972

INFORMATION

THIS IS UTAH

COACHES & STAFF

2024 IN REVIEW

HISTORY AND RECORDS



# Team Pitching Year-by-Year

## PITCHING YEAR-BY-YEAR

Year	era	w	l	app	gs	cg	sho	sv	ip	h	r	er	bb	so	2b	3b	hr	bf	bavg	wp	hbp	bk	sfa	sha
1958....	4.35	16	8	24	24	13			186.0	192	132	90	81	142						3	12			
1959....	unavailable																							
1960....	5.75	16	8	24	24	9			194.0	217	171	124	108	152						5	10			
1961....	unavailable																							
1962....	unavailable																							
1963....	4.57	15	14	29	29	8			226.1	249	189	115	123	161						15	12			
1964....	unavailable																							
1965....	3.09	20	13	33	33	13			273.2	261	151	94	110	257						13	4			
1966....	4.17	19	20	39	39	15			299.2	308	194	139	102	234						16	9			
1967....	3.23	19	14	33	33				259.0	213	138	93	124	184						14	7			
1968....	3.92	19	13	32	32	16			250.0	237	137	109	120	204						20	4			
1969....	3.38	20	22	42	42	18		5	324.2	309	174	122	160	279						22	7	5	9	34
1970....	unavailable																							
1971....	4.39	17	24	41	41				309.2	312	205	151	139	189						18	0			
1972....	3.61	18	28	46	46				349.1	335	217	140	161	206							9			
1973....	unavailable																							
1974....	5.99	18	25	43	43	16		4	341.1	411	298	227	202	191						20	23			
1975....	5.23	11	17	28	28	5		7	211.2	193	157	123	110	127						16	22			
1977....	6.30	17	28	45	45	21			325.2	393	278	228	227	155										
1978....	7.33	8	27	36	36	12		1	253.0	328	243	206	182	180						14	20			
1979....	unavailable																							
1980....	5.45	17	19	36	36				297.1	338	226	180	135	134										
1981....	6.99	23	20	43	43	10			296.1	423	271	230	156	172	75	16	37			23	26			
1982....	7.47	17	31	48	48	10			289.1	504	309	240	185	155	80	14	35			35	19			
1983....	6.12	18	27	45	45			5	358.2	467	292	244	214	181	71	8	35			23	17			
1984....	6.99	23	25	48	48	19		5	365.2	482	359	284	199	215	110	11	41			37	11			
1985....	8.74	29	21	50	50	11		6	367.2	466	415	357	325	221	99	6	54			56	20			
1986....	unavailable																							
1987....	9.98	16	32	48	48	0		7	348.0	533	488	386	231	165	118	13	71			35	27			
1988....	10.65	10	32	42	42	0			312.2	499	448	370	198	137						0	0			
1989....	8.33	17	32	49	49	15	1/0	1	356.1	499	400	330	212	196	77	11	59	.381		39	30	5		
1990....	7.86	19	33	52	52	16	2/0		388.0	518	385	339	218	215	48	8	14	.307		23	22	1		
1991....	6.80	23	30	53	53	11	1/0	2	406.1	507	371	307	259	252	79	13	36	.346		37	25	4		
1992....	6.81	20	34	54	54				417.1	545	408	316	264	270										
1993....	5.97	31	19	50	50	19	3/0	7	401.0	535	339	266	155	228	95	15	48	1905	.325	51	26	0		
1994....	8.45	22	31	53	53	12	0/0	1	410.0	612	443	385	228	239	81	15	50	1707	.388		29	3		
1995....	8.36	15	39	54	54	10	0/0	5	414.1	617	491	385	294	220	107	9	48	2143	.327	65	59	2		
1996....	6.58	30	22	52	52	13	1/0	5	412.0	549	385	301	217	258	101	10	61	2002		49	40	2	11	23
1997....	7.46	36	21	58	58	9	0/0	9	481.1	674	503	399	238	318	113	15	68	2407		39	66	7		
1998....	7.42	23	31	54	54	8	2/0	8	435.2	640	465	359	199	301	121	16	82	2181	.337	42	38	14		
1999....	7.21	22	30	52	52	8	0/0	4	455.1	632	426	365	208	295	123	19	62	2205	.333	31	45	7		
2000....	6.25	26	30	56	56	5	0/0	4	465.0	580	401	323	234	318	110	17	49		.312	55	79	10	17	18
2001....	6.32	27	29	56	56	3	1/1	9	481.0	600	390	338	216	371	122	20	41		.310	49	61	11	25	25
2002....	6.29	33	26	59	59	9	2/0	11	518.1	653	436	362	219	391	110	21	53	2453	.310	52	54	18	34	40
2003....	6.20	24	32	56	56	5	2/0	10	467.1	584	376	322	198	363	115	15	35	2211	.308	37	67	23	24	23
2004....	6.95	22	36	58	58	9	1/0	10	500.0	637	460	386	249	415	128	19	56	2394	.315	43	76	10	23	20
2005....	7.00	19	36	55	55	2	1/0	6	470.2	606	424	366	195	320	141	25	54	2246	.316	33	62	11	33	38
2006....	5.51	28	28	56	56	2	1/1	9	477.1	574	362	292	222	324	102	17	41	2246	.302	28	54	10	33	35
2007....	5.45	24	31	55	55	0	0/0	6	477.1	601	356	289	211	341	106	13	33	2259	.314	45	53	8	28	51
2008....	5.21	26	28	54	54	4	5/3	11	465.0	549	337	269	167	352	84	19	23	2157	.293	47	53	7	21	43
2009....	6.13	28	31	59	59	0	1/1	11	527.0	683	413	359	206	421	123	22	49	2486	.317	42	66	7	19	41
2010....	5.53	23	28	51	51	0	0/0	10	442.2	513	319	272	185	353	110	13	39	2015	.296	42	43	5	14	40
2011....	4.55	29	21	50	50	0	1/1	14	442.2	460	278	224	216	402	89	15	20	2025	.270	67	46	2	14	44
2012....	5.20	14	42	56	56	0	3/3	4	490.0	604	340	283	212	330	88	21	25	2269	.316	64	60	11	34	50
2013....	3.92	21	31	52	52	1	2/1	9	461.1	495	261	201	158	347	72	17	13	2051	.279	45	40	5	19	60
2014....	5.07	16	36	52	52	1	1/1	7	465.0	527	312	262	164	332	84	17	27	2093	.290	46	39	3	21	54
2015....	5.17	16	36	53	53	1	0/0	7	464.2	522	310	267	175	345	102	22	32	2109	.282	52	33	9	16	33
2016....	4.80	26	29	55	55	3	3/2	11	480.0	520	320	256	233	383	95	23	24	2200	.280	70	48	4	15	44
2017....	4.13	27	24	51	51	1	3/3	10	457.2	459	247	210	184	366	93	17	23	2014	.264	40	36	1	15	36
2018....	6.65	16	39	55	55	0	1/1	11	477.2	601	399	353	246	370	108	20	40	2288	.314	65	57	5	32	37
2019....	5.87	16	33	49	49	0	2/2	7	432.1	536	318	282	207	308	105	19	38	2030	.307	51	30	4	23	22
2020....	4.66	6	7	13	13	0	0/0	2	112.0	130	73	58	51	84	20	4	6	508	.300	16	13	1	3	8
2021....	6.36	17	33	50	50	0	0/0	6	429.0	549	352	303	182	354	92	25	50	2023	.317	74	52	2	30	25
2022....	5.97	26	27	54	54	1	1/1	12	473.1	555	351	314	208	383	91	16	55	2206	.295	49	60	5	31	23
2023....	7.12	22	32	55	55	0	1/1	13	479.1	649	428	379	222	451	125	29	46	2335	.323	69	57	8	28	20
2024....	5.05	33	22	55	55	2	2/1	12	492.0	539	306	276	171	406	97	12	58	2202	.280	35	55	1	27	24

INFORMATION  
THIS IS UTAH  
COACHES & STAFF  
2024 IN REVIEW  
HISTORY AND RECORDS

# Individual Records



## BATTING

### Most Games Played

Season			
1.	59	C.J. Cron	2009
	59	Austin Jones	2009
	59	Michael Beltran	2009
4.	58	(9x) . . . .	
	Last:	Corey Shimada	2009

### Career

1.	216	Corey Shimada	2006-09
2.	213	Nate Weese	1999-2002
	213	Mike Westfall	2000-04
4.	211	Ryan Khoury	2003-06
5.	210	Jay Brossman	2004-07
6.	207	Shane Jones	1991-94
7.	205	Adam Castleton	1999-2002
8.	204	John Welsh	2004-07
9.	202	Michael Beltran	2008-11
10.	201	Kai Roberts	2021-24

### Most Games Started

Season			
1.	59	Michael Beltran	2009
2.	58	(9x) . . . .	
	Last:	C.J. Cron	2009
		Austin Jones	2009
		Corey Shimada	2009

### Career

1.	210	Corey Shimada	2006-09
	210	Ryan Khoury	2003-06
3.	207	Mike Westfall	2000-04
	207	Nate Weese	1999-2002
5.	204	Jay Brossman	2004-07
6.	202	Adam Castleton	1999-2002
7.	201	Shane Jones	1991-94
8.	199	Kai Roberts	2021-24
	199	John Welsh	2004-07
10.	198	Michael Beltran	2008-11

### Highest Batting Average

Season (minimum 100 AB)			
1.	.457	Mike Edwards	1991
2.	.438	Ryan Khoury	2006
3.	.434	C.J. Cron	2011
4.	.431	C.J. Cron	2010
5.	.427	Lance Madsen	1989
6.	.425	Tim Hayes	1981
7.	.425	Mike Dandos	1985
8.	.421	Chris Shultis	1985
9.	.418	Jeff McFarland	1985
10.	.415	John Summers	1998

### Career (minimum 300 AB)

1.	.409	Lance Madsen	1987-89
2.	.396	C.J. Cron	2009-11
3.	.395	Mike Edwards	1990-91
4.	.387	Michael Heidemann	1996-97
5.	.382	Nate Forbush	1997-98
6.	.378	Rob Beck	1989-90
7.	.366	Kevin Bracy	1994-95
8.	.364	Casey Child	1995-97
9.	.362	Andy Webster	1993-94
10.	.362	Chris Arambula	1993-94

### Highest Slugging Percentage

Season (minimum 100 AB)			
1.	.890	Casey Child	1997
2.	.881	John Summers	1998
3.	.871	Lance Madsen	1989
4.	.866	Phil Strom	1981
5.	.848	Mike Edwards	1991
6.	.818	Lance Madsen	1988
7.	.817	C.J. Cron	2010
8.	.803	C.J. Cron	2011
9.	.789	Shane Jones	1994
10.	.769	Casey Child	1996

### Career (minimum 300 AB)

1.	.797	Lance Madsen	1987-89
2.	.734	Casey Child	1995-97
3.	.734	Mike Edwards	1990-91
4.	.713	C.J. Cron	2009-11
5.	.682	Nate Forbush	1997-98
6.	.665	Michael Heidemann	1996-97
7.	.654	Fernando Carmona	1984-85
8.	.629	Curtis Hall	1996-97
9.	.624	Eric Wallace	1998-99
10.	.622	Rob Beck	1989-90

### Highest On-Base Percentage (since 1984)

Season (minimum 100 AB)			
1.	.549	Ryan Khoury	2006
2.	.546	Mike Edwards	1991
3.	.541	Chris Shultis	1985
4.	.524	Michael Heidemann	1997
5.	.517	C.J. Cron	2011
6.	.511	Matt Glauser	1984
7.	.493	Mike Barnett	1985
8.	.491	John Summers	1998
9.	.487	C.J. Cron	2010
10.	.482	Lance Madsen	1989

### Career (minimum 300 AB)

1.	.797	Lance Madsen	1987-89
2.	.734	Casey Child	1995-97
3.	.734	Mike Edwards	1990-91
4.	.713	C.J. Cron	2009-11
5.	.682	Nate Forbush	1997-98
6.	.665	Michael Heidemann	1996-97
7.	.654	Fernando Carmona	1984-85
8.	.629	Curtis Hall	1996-97
9.	.624	Eric Wallace	1998-99
10.	.622	Rob Beck	1989-90

### Most At Bats

Game			
7	(many times)		
Last:	Kai Roberts	vs. Utah Valley - April 16, 2024	

### Season

1.	255	Scott Pratt	1997
	255	Casey Child	1997
3.	250	Nate Weese	2001
	250	Donnie Saba	2002
5.	246	C.J. Cron	2009
6.	243	John Welsh	2005
	243	Matt Ciaramella	2004
8.	242	Nate Weese	2002
9.	240	Corey Shimada	2009
10.	236	Michael Beltran	2009

## UTES TO HIT FOR THE CYCLE

**Mike Young** April 19, 1982  
vs. Air Force (W, 23-7 in 7 inn.)  
4-for-6, 5 RBI, 4 runs scored

**Doug Beck** May 1, 2005  
at New Mexico (W, 20-13)  
6-for-7, 2 2B, 9 RBI, 2 runs scored

### Career

1.	876	Nate Weese	1999-2002
2.	854	Jay Brossman	2004-07
3.	851	Ryan Khoury	2003-06
4.	830	John Welsh	2004-07
5.	817	Mike Westfall	2000-04
6.	804	Kai Roberts	2021-24
7.	800	Corey Shimada	2006-09
8.	797	Adam Castleton	1999-2002
9.	778	Shane Jones	1991-94
10.	771	Michael Beltran	2008-11

### Most Hits

Game			
6	(5x)		
Last:	James Brooks	at Utah Valley - April 26, 2011	

### Season

1.	104	Casey Child	1997
2.	98	Ryan Khoury	2006
3.	95	Scott Pratt	1997
4.	89	Matt Ciaramella	2004
5.	87	Jay Brossman	2005
6.	86	C.J. Cron	2011
7.	85	C.J. Cron	2010
	85	Cody Guymon	2008
9.	84	Mike Edwards	1991
10.	83	Nate Weese	2002
	83	Kai Roberts	2024
	83	C.J. Cron	2009
	83	James Brooks	2011

### Career

1.	307	Jay Brossman	2004-07
2.	291	Ryan Khoury	2003-06
3.	280	Nate Weese	1999-2002
4.	266	Corey Shimada	2006-09
5.	265	Mike Westfall	2000-04
6.	264	Shane Jones	1991-94
7.	254	John Welsh	2004-07
	254	C.J. Cron	2009-11
9.	249	Michael Beltran	2008-11
10.	246	Adam Castleton	1999-2002

INFORMATION

THIS IS UTAH

COACHES & STAFF

2024 IN REVIEW

HISTORY AND RECORDS



# Individual Records

## Most Runs Scored

Game		
6	(2x)	
	Jeff McFarland	at Air Force - May 3, 1985
	TJ Clarkson	at BYU - April 18, 2023

## Season

1.	88	Scott Pratt	1997
2.	86	Casey Child	1997
3.	73	Ryan Khoury	2006
4.	68	Mike Barnett	1985
5.	65	Corey Shimada	2008
6.	64	Corey Shimada	2009
7.	63	Chris Shelton	2001
	63	Donnie Saba	2002
9.	62	Adam Castleton	2002
10.	61	John Summers	1998
	61	Sam Swenson	2001

## Career

1.	220	Corey Shimada	2006-09
2.	200	Ryan Khoury	2003-06
3.	198	Adam Castleton	1999-02
4.	188	Sam Swenson	1997-2001
5.	182	Nate Weese	1999-2002
6.	181	Jay Brossman	2004-07
7.	160	Mike Barnett	1982-85
	160	Donnie Saba	2000-02
9.	155	Kai Roberts	2021-24
10.	154	Shane Jones	1991-94

## Most Doubles

Game		
4	Casey Child	at Air Force - May 5, 1996

## Season

1.	28	Matt Ciaramella	2004
2.	26	James Brooks	2011
	26	C.J. Cron	2011
	26	Brit Pannier	2002
5.	24	Casey Child	1997
	24	Jared Pena	2004
7.	23	DaShawn Keirsej Jr.	2018
8.	22	Oliver Dunn	2019
	22	Chris Shelton	2001
	22	Jay Brossman	2005

## Career

1.	69	Jay Brossman	2004-07
2.	61	Matt Ciaramella	2002-04
	61	C.J. Cron	2009-11
	61	Kai Roberts	2021-24
5.	60	Brit Pannier	2000-02
6.	58	Adam Castleton	1999-2002
7.	56	Casey Child	1995-97
8.	54	Ryan Khoury	2003-06
9.	49	Mike Westfall	2000-04
	49	John Welsh	2004-07
	49	Nate Weese	1999-02

## Most Triples

Game		
2	(8x)	
	Last: DaShawn Keirsej, Jr.	vs. California - April 14, 2017

## Season

1.	10	Corey Shimada	2007
2.	9	Nick Kuroczko	2009
3.	7	Shaun Cooper	2011
	7	Corey Shimada	2008
	7	Sam Swenson	2000
6.	6	Mike Barnett	1985
	6	Ryan Hilts	1998
	6	James Brooks	2011
	6	Nate Weese	2000
	6	Nate Ellington	1976
	6	Tyson Olson	2004
	6	Donnie Saba	2001
	6	Eric Chevalier	2004
	6	Shaun Peters	1991

## Career

1.	20	Corey Shimada	2006-09
2.	17	Mike Barnett	1982-85
3.	15	Sam Swenson	1997-2001
4.	14	Nick Kuroczko	2007-10
	14	Adam Castleton	1999-2002
6.	11	DaShawn Keirsej Jr.	2016-18
	11	Nate Weese	1999-2002
	11	Mike Dandos	1982-85
9.	10	Steve Sigloch	1987-90
	10	Eric Chevalier	2003-04

## Most Home Runs

Inning		
2	(3x)	
	Matt Bradshaw	at Air Force - April 18, 1987
	Lance Madsen	3rd vs. Southern Utah - March 2, 1989
	Erich Kemp	7th at Utah Valley State - April 7, 2006

## Game

4	Austin Jones	at Air Force - May 1, 2009
---	--------------	----------------------------

## Season

1.	31	Casey Child	1997
2.	26	Shane Jones	1994
3.	23	John Summers	1998
4.	20	C.J. Cron	2010
	20	Phil Strom	1981
6.	19	Scott Pratt	1997
	19	Chris Shelton	2001
8.	18	Lance Madsen	1989
9.	17	Nate Weese	2002
	17	Curtis Hall	1997
	17	Curtis Hall	1996
	17	Mike Edwards	1991

## Career

1.	50	Nate Weese	1999-2002
2.	46	C.J. Cron	2009-11
	46	Shane Jones	1991-94
	46	Casey Child	1995-97
5.	42	Lance Madsen	1987-89
6.	38	TJ Clarkson	2020-24
7.	35	Sam Swenson	1997-2001
	35	Adam Castleton	1999-2002
9.	34	Curtis Hall	1996-97
10.	30	Jay Brossman	2004-07
	30	Ryan Khoury	2003-06

## Most RBI

Game		
13	Chris Shultis	at Air Force - May 3, 1985

## Season

1.	97	Casey Child	1997
2.	81	C.J. Cron	2010
3.	74	Curtis Hall	1997
4.	71	Phil Strom	1981
5.	69	Shane Jones	1994
6.	68	John Summers	1998
7.	66	Nate Forbush	1997
	66	Chris Shelton	2001
9.	65	Scott Pratt	1997
	65	Nate Weese	2001

## Career

1.	218	Nate Weese	1999-2002
2.	198	C.J. Cron	2009-11
3.	192	Shane Jones	1991-94
4.	181	Jay Brossman	2004-07
5.	174	Casey Child	1995-97
6.	159	Mike Westfall	2000-04
7.	154	Kai Roberts	2021-24
8.	149	Adam Castleton	1999-2002
9.	148	TJ Clarkson	2020-24
10.	143	Corey Shimada	2006-09
	143	Matt Ciaramella	2002-04

## Most Total Bases

Game		
17	Jeff McFarland	at Air Force - May 3, 1985

## Season

1.	227	Casey Child	1997
2.	183	Scott Pratt	1997
3.	170	John Summers	1998
4.	168	Shane Jones	1994
5.	165	Chris Shelton	2001
6.	163	Ryan Khoury	2006
7.	161	C.J. Cron	2010
8.	159	C.J. Cron	2011
9.	158	Matt Ciaramella	2004
10.	156	Mike Edwards	1991

## Career

1.	501	Nate Weese	1999-2002
2.	482	Jay Brossman	2004-07
3.	457	C.J. Cron	2009-11
4.	447	Ryan Khoury	2003-06
5.	443	Shane Jones	1991-94
6.	437	Adam Castleton	1999-2002
7.	430	Corey Shimada	2006-09
8.	411	Sam Swenson	1997-2001
9.	406	Mike Westfall	2000-04
10.	405	Casey Child	1995-97

## Most Times Hit by Pitch

Game (since 2002)		
3	(2x) . . .	
	Nate Weese	at UNLV - March 24, 2002
	Adam Castleton	at BYU - April 5, 2002

## Season

1.	24	Kody Davis	2015
2.	19	Ryan Khoury	2006
3.	18	Kody Davis	2016
4.	16	TJ Clarkson	2022
	16	Gary Selby	1963
6.	15	Sam Swenson	2001
	15	Tyler Relf	2013

# Individual Records



INFORMATION

THIS IS UTAH

COACHES & STAFF

2024 IN REVIEW

HISTORY AND RECORDS

### Career

1.	66	Kody Davis	2012-16
2.	48	TJ Clarkson	2020-24
3.	43	Ryan Khoury	2003-06
4.	39	Adam Castleton	1999-2002
5.	36	Sam Swenson	1997-2001
6.	35	Dallas Carroll	2013-17
7.	33	John Welsh	2004-07
8.	31	Zack Moeller	2016-20
	31	Mike Westfall	2000-04
10.	29	Tyler Relf	2008, '11-13

### Most Walks

<b>Game</b>			
5	(2x)		
	Hunter Simmons	at Oregon State - April 8, 2017	
	TJ Clarkson	at BYU - April 18, 2023	

### Season

1.	48	Mike Aranzullo	1991
	48	Michael Heidemann	1997
	48	TJ Clarkson	2023
4.	45	Mike Barnett	1985
	45	Corey Shimada	2008
6.	43	Corey Shimada	2009
	43	Travis Parker	1995
	43	Nick Kuroczko	2009
9.	42	Adam Castleton	2000
	42	Chris Shultis	1985

### Career

1.	151	Corey Shimada	2006-09
2.	126	TJ Clarkson	2020-24
	126	Kai Roberts	2021-24
4.	120	Adam Castleton	1999-2002
5.	119	Mike Aranzullo	1988-91
6.	101	Dallas Carroll	2013-17
7.	96	Mike Barnett	1982-85
8.	94	Jay Brossman	2004-07
	94	Nick Kuroczko	2007-10
10.	93	Steve Radulovich	1965-67

### Most Stolen Bases

<b>Game</b>			
4	Lance Pratt	vs. Missouri - March 1985	

### Season

1.	33	Kai Roberts	2024
2.	30	Mike Dandos	1985
3.	27	Scott Pratt	1997
	27	Mike Barnett	1985
	27	Casey Child	1997
6.	25	Jaylon McLaughlin	2021
7.	21	Nate Burnham	2007
	21	Corey Shimada	2008
9.	19	Nate Weese	2002
	19	Troy Davis	1985
	19	Victor McCraney	1992

### Career

1.	66	Kai Roberts	2021-24
2.	59	Mike Dandos	1982-85
3.	55	Mike Barnett	1982-85
4.	52	Corey Shimada	2006-09
	52	Kody Davis	2012-16
6.	49	Lance Pratt	1983, '85-88
7.	45	Dallas Carroll	2013-17
	45	Casey Child	1995-97
9.	38	Ryan Khoury	2003-06
	38	Scott Pratt	1996-97

## PITCHING

### Most Appearances

<b>Season</b>			
1.	35	Ben Buck	2004
2.	34	Trenton Stoltz	2018
3.	32	Greg Krause	2009
	32	Brian Lane	2005
5.	30	Zac McCleve	2019
	30	Clay Westmoreland	2004
7.	28	Zac McCleve	2022
	28	Brett Bruneel	2007
	28	Zac McCleve	2023
	28	Brandon Page	1997
	28	Nick Green	2013
	28	Stephen Streich	2009

### Career

1.	107	Zac McCleve	2019-23
2.	87	Stephen Streich	2008-11
	87	Trenton Stoltz	2015-18
4.	77	Dylan Drachler	2014-17
5.	76	Brock Duke	2010-15
6.	75	Greg Krause	2006-09
7.	72	Micah Ashman	2022-24
8.	70	Nick Green	2010-14
9.	69	Mitch Maio	1998-2002
	69	Randon Hostert	2020-24
	69	Brandon Page	1997-2000

### Most Games Started

<b>Season</b>			
1.	19	Jason Wylie	2002
2.	18	Jason Price	2005
3.	17	Guy Fowlks	1993
	17	Jared Cavaness	2000
	17	Jason Price	2004
6.	16	Travis Palmer	2001
	16	Jayson Rose	2016
	16	Eric King	2006
	16	Rick Clagett	1997
	16	Doug Mackay	2004
	16	Bill Loos	1977
	16	Mike Cutler	1993
	16	Josh Lapiana	2016

### Career

1.	52	Dalton Carroll	2013-16
2.	50	Lance Ericksen	1996-99
3.	46	Jayson Rose	2015-17
4.	44	Guy Fowlks	1988, '91-93
	44	Jason Price	2003-06
6.	37	Joe Pond	2009-13
	37	Josh Lapiana	2016-18
8.	35	Craig Sudbury	1987-90
	35	Doug Mackay	2002-04
10.	34	Mitch Watrous	2012-14
	34	Mike Sagas	1993-96

### Most Complete Games

<b>Season</b>			
1.	11	Ed McCarter	1984
2.	9	Guy Fowlks	1993
3.	8	Dick Hardy	1969
	8	Dan Prock	1969
	8	Craig Sudbury	1990
	8	Gary Vincent	1976
7.	7	(5x) . . . .	
	Last:	Craig Sudbury	1989

## NO-HITTERS

Harold Warfle April 21, 1961  
at Weber College (W, 8-0 in 7 innings)

Roy Pehrson April 21, 1962  
at Nevada (W, 3-0 in 7 innings)

Craig Sudbury April 27, 1990  
vs. New Mexico (W, 2-1 in 7 innings)

### Most Games Finished (since 2002)

<b>Season</b>			
1.	26	Trenton Stoltz	2018
2.	25	Brian Lane	2005
3.	24	Brad Devore	2006
	24	Clay Westmoreland	2004
5.	23	Brett Bruneel	2007
6.	22	Tyler Wagner	2011
	22	Robert Chimpky	2008
8.	21	Micah Ashman	2024
9.	20	Zac McCleve	2019
	20	Brady Martinez	2003
	20	Dylan Drachler	2016

### Career

1.	57	Zac McCleve	2019-23
2.	47	Micah Ashman	2022-24
	47	Tyler Wagner	2010-12
4.	46	Dylan Drachler	2014-17
5.	45	Trenton Stoltz	2015-18
6.	42	Nick Green	2010-14
7.	36	Stephen Streich	2008-11
8.	32	Robert Chimpky	2008-09
9.	31	Brock Duke	2010-15
10.	29	Brian Lane	2005-06

### Lowest ERA

<b>Season (minimum 40 IP)</b>			
1.	1.75	Dave Varvel	1965
2.	1.92	John Nordquist	1967
3.	2.08	Dan Prock	1969
	2.08	John Noriega	1965
5.	2.15	John Nordquist	1966
6.	2.27	Steve Jones	1971
7.	2.39	Mark DiGiosio	1969
8.	2.52	Rick Anton	2011
9.	2.66	Steve Jones	1970
10.	2.67	Bryson Van Sickle	2024

### Career (minimum 75 IP)

1.	2.21	Dan Prock	1968-70
2.	2.52	John Nordquist	1966-68
3.	2.53	Steve Jones	1969-71
4.	2.72	Tyler Wagner	2010-12
5.	3.22	Dick Hardy	1967-70
6.	3.23	Jayson Rose	2015-17
7.	3.36	Micah Ashman	2022-24
8.	3.43	Mitch Watrous	2012-14
9.	3.46	Mark DiGiosio	1968-69
10.	3.66	George Allen	1965-67



# Individual Records

## Most Wins

Season	Wins	Player	Year
1.	11	Ed McCarter	1984
	11	Mike Cutler	1993
3.	10	Guy Fowlks	1993
	10	Rick Claggett	1997
5.	9	Mitch Maio	2002
	9	Rick Anton	2011
7.	8	Jayson Rose	2016
	8	Dan Prock	1969
	8	Jayson Rose	2017
	8	Jack Lambourne	1960
	8	Cheyenne Rushton	2002
	8	Curtis Carman	1985

## Career

1.	19	Guy Fowlks	1988, '91-93
	19	Curtis Carman	1984-87
	19	Jayson Rose	2015-17
4.	18	Craig Sudbury	1987-90
5.	17	Dick Hardy	1967-70
6.	16	Mike Sagas	1993-96
	16	Rick Anton	2010-11
	16	Ed McCarter	1983-84
	16	Rick Claggett	1997-98
	16	Mike Cutler	1993-94

## Most Saves

Season	Saves	Player	Year
1.	12	Tyler Wagner	2011
2.	11	Micah Ashman	2024
3.	9	Micah Ashman	2023
	9	Dylan Drachler	2016
	9	Clay Westmoreland	2004
	9	Robert Chimpky	2008
7.	8	Trenton Stoltz	2018
	8	Brandon Page	1997
9.	7	Brady Martinez	2003
	7	Brad Devore	2006

## Career

1.	20	Micah Ashman	2022-24
2.	17	Tyler Wagner	2010-12
3.	14	Dylan Drachler	2014-17
4.	12	Robert Chimpky	2008-09
	12	Zac McCleve	2019-23
6.	9	Clay Westmoreland	2002-04
	9	Trenton Stoltz	2015-18
	9	Brandon Page	1997-2000
	9	Mitch Maio	1998-2002
10.	8	Nick Green	2010-14
	8	Brock Duke	2010-15
	8	Brady Martinez	2002-03

## Most Innings Pitched

Season	Innings	Player	Year
1.	122.2	Guy Fowlks	1993
2.	111.0	Mike Cutler	1993
3.	109.0	Jayson Rose	2016
4.	108.1	Jared Cavaness	2000
	108.1	Jason Price	2004
6.	106.1	Jason Price	2005
7.	106.0	Rick Claggett	1997
8.	103.2	Jason Wylie	2002
9.	103.0	Ed McCarter	1984
10.	102.1	Lance Erickson	1999
	102.1	Cheyenne Rushton	2002

## Career

1.	316.2	Dalton Carroll	2013-16
2.	314.0	Lance Erickson	1996-99
3.	287.0	Jayson Rose	2015-17

4.	284.1	Jason Price	2003-06
5.	263.2	Craig Sudbury	1987-90
6.	251.2	Mitch Watrous	2012-14
7.	243.0	Mike Sagas	1993-96
8.	233.1	Joe Pond	2009-13
	233.1	Brock Duke	2010-15
10.	226.1	Dick Hardy	1967-70

## Most Strikeouts

Game	Strikeouts	Player	Year
12	(6x) . . .		
		Jason Price	at Southern Utah - March 4, 2004
		Brian Budrow	vs. Indiana - March 13, 2008
		Stephen Fife	vs. UNLV - April 25, 2008
		Stephen Fife	at Air Force - May 9, 2008
		Mitch Watrous	at Saint Mary's - March 8, 2013
		Brett Brocoff	at Oral Roberts - Feb. 18, 2018

## Season

1.	106	Jayson Rose	2016
2.	102	Jason Price	2004
3.	94	Mitch Maio	2002
4.	87	Dan Prock	1969
5.	85	Rick Anton	2011
6.	83	Doug Mackay	2004
7.	82	Jayson Rose	2017
8.	80	Jason Price	2005
9.	79	Brian Budrow	2009
	79	David Smartt	1984

## Career

1.	256	Jayson Rose	2015-17
2.	236	Jason Price	2003-06
3.	227	Lance Erickson	1996-99
4.	202	Dick Hardy	1967-70
5.	197	Joe Pond	2009-13
6.	189	Mitch Maio	1998-2002
7.	188	Brock Duke	2010-15
8.	184	Dalton Carroll	2013-16
9.	179	Doug Mackay	2002-04
10.	172	Mitch Watrous	2012-14

## FIELDING

### Highest Fielding Percentage

Season (minimum 150 chances)	Fielding %	Player	Year
1.	.998	Alex Baeza	2022
2.	.996	Austin Jones	2008
3.	.995	Michael Heidemann	1997
4.	.995	Clayne Garrett	2005
5.	.995	Wade Gulden	2018
6.	.993	Hunter Simmons	2015
	.993	John Welsh	2006
8.	.992	Hunter Simmons	2017
9.	.992	C.J. Cron	2011
10.	.992	Ethan Leiter	2012

## Most Chances

Game (since 2002)	Chances	Player	Year
29		Mike Westfall	vs. BYU - March 27, 2004

## Season

1.	587	Austin Jones	2009
2.	575	Nate Weese	2000
3.	562	Nate Weese	2002
4.	513	Hunter Simmons	2016
5.	512	Hunter Simmons	2017
	512	Jay Brossman	2006
7.	505	Alex Baeza	2022
8.	503	C.J. Cron	2011
9.	495	Nate Weese	2001

10.	492	Chris Arambula	1993
-----	-----	----------------	------

## Career

1.	1,674	Nate Weese	1999-2002
2.	1,401	Hunter Simmons	2014-17
3.	1,179	Shane Jones	1991-94
4.	1,149	Jay Brossman	2004-07
5.	1,089	C.J. Cron	2009-11
6.	1,070	Austin Jones	2008-09
7.	992	Ryan Khoury	2003-06
8.	962	Adam Castleton	1999-2002
9.	959	Donald Hawes	1999-2002
10.	957	Michael Beltran	2008-11

## Most Putouts

Game (since 2002)	Putouts	Player	Year
26		Mike Westfall	vs. BYU - March 27, 2004

## Season

1.	550	Austin Jones	2009
2.	533	Nate Weese	2000
3.	516	Nate Weese	2002
4.	483	Alex Baeza	2022
5.	478	Hunter Simmons	2017
	478	C.J. Cron	2011
7.	464	Hunter Simmons	2016
8.	456	Jay Brossman	2006
9.	455	Nate Weese	2001
10.	450	TJ Bennett	2014

## Career

1.	1,542	Nate Weese	1999-2002
2.	1,297	Hunter Simmons	2014-17
3.	1,007	C.J. Cron	2009-11
4.	993	Austin Jones	2008-09
5.	867	Shane Jones	1991-94
6.	846	Michael Heidemann	1996-97
7.	840	Chris Arambula	1993-94
8.	839	Jay Brossman	2004-07
9.	823	Donald Hawes	1999-2002
10.	785	Jayden Kiernan	2019-23

## Most Assists

Game (since 2002)	Assists	Player	Year
10		Jared Pena	at Arizona State - March 8, 2003

## Season

1.	210	Michael Beltran	2009
2.	197	Ryan Khoury	2006
3.	184	Kody Davis	2015
4.	176	James Brooks	2012
5.	174	Ryan Khoury	2005
6.	172	Corey Shimada	2009
7.	169	Jared Pena	2004
8.	164	Scott Pratt	1997
9.	163	Core Jackson	2024
10.	162	Nate Truax	1995

## Career

1.	644	Ryan Khoury	2003-06
2.	607	Michael Beltran	2008-11
3.	564	Mike Dandos	1982-85
4.	547	Adam Castleton	1999-2002
5.	545	Kody Davis	2012-16
6.	491	Matt Richardson	2018-22
7.	441	Corey Shimada	2006-09
8.	396	Oliver Dunn	2017-19
9.	391	Dallas Carroll	2013-17
10.	382	Cory Hunt	2011-14

# Team Records



## MOST WINS

1.	36	1997
2.	33	2002
	33	2024
4.	31	1993
5.	30	1996

## BATTING

### Highest Batting Average

Season		
1.	.368	1985
2.	.351	1997
3.	.331	1998
4.	.330	1994
5.	.329	1981
6.	.327	2002
7.	.323	2008
8.	.321	1987
9.	.319	1996
10.	.318	1958

### Highest Slugging Percentage

Season		
1.	.621	1997
2.	.599	1985
3.	.558	1998
4.	.539	1996
5.	.529	2001
6.	.521	2002
7.	.517	1987
8.	.513	1994
9.	.512	2000
10.	.500	1999

### Highest On-Base Percentage (since 1984)

Season		
1.	.461	1985
2.	.431	1997
3.	.411	1996
4.	.409	1994
5.	.408	1998
6.	.402	2006
7.	.402	1987
8.	.401	1993
9.	.398	1984
10.	.395	2008

### Most At Bats

Game	58	at Air Force - April 9, 2005
------	----	------------------------------

Season		
1.	2,175	2002
2.	2,151	2009
3.	2,101	1997
4.	2,096	2004
5.	2,089	2001
6.	2,005	2005
7.	1,971	2007
8.	1,959	2006
9.	1,952	1998
10.	1,931	2000

### Most Hits

Game	34	at Air Force - April 9, 2005
------	----	------------------------------

Season		
1.	737	1997
2.	712	2002
3.	655	2001
4.	652	2009
5.	647	1998
6.	629	2004
7.	628	2005
8.	620	2006
9.	619	2008
10.	603	2007

### Most Runs Scored

Game	32	at Air Force - April 9, 2005
------	----	------------------------------

Season		
1.	581	1997
2.	504	1998
3.	483	2002
4.	469	1985
5.	454	2001
6.	428	1996
7.	415	2006
8.	403	2009
9.	398	1960
10.	396	1994

### Most Doubles

Game	9	at Air Force - April 29, 2011
	9	at UNLV - March 1, 2022

Season		
1.	154	2002
2.	153	1997
3.	152	2004
4.	146	2000
5.	136	2001
6.	129	2005
	129	1996
8.	122	2006
9.	120	2008
10.	119	2003

### Most Triples

Game	6	vs. Wyoming - 1972
------	---	--------------------

Season		
1.	29	1985
2.	28	1972
3.	27	2000
4.	24	1984
5.	23	2004
	23	2007
7.	22	1982
8.	21	1997
	21	1990
	21	2003
	21	2009
	21	2001

### Most Home Runs

Game	9	at Air Force - April 18, 1987
	9	at Utah Valley State - April 7, 2006

Season		
1.	124	1997
2.	97	1998
3.	91	2001
4.	86	1999
5.	76	2002
6.	72	1996
7.	70	2000
8.	68	1994
9.	67	1985
10.	63	2003

### Most RBI

Game	32	at Air Force - April 9, 2005
------	----	------------------------------

Season		
1.	562	1997
2.	469	1998
3.	439	2002
4.	428	1985
5.	413	2001
6.	390	1996
7.	375	2006
8.	374	2009
9.	367	2004
10.	354	1994

### Most Total Bases

Season		
1.	1,304	1997
2.	1,134	2002
3.	1,106	2001
4.	1,090	1998
5.	1,007	2004
6.	989	2000
7.	982	2009
8.	961	1985
9.	960	2006
10.	952	1999

### Most Walks

Game	17	at Southern Utah - March 10, 2007
------	----	-----------------------------------

Season		
1.	268	1997
2.	264	1985
3.	241	2023
4.	237	1996
5.	232	2024
6.	230	2022
7.	227	1994
8.	226	2006
9.	222	1998
10.	218	2009
	218	2007



# Team Records

INFORMATION

THIS IS UTAH

COACHES & STAFF

2024 IN REVIEW

HISTORY AND RECORDS

## Most Stolen Bases

Game	9	vs. Southern Utah - 1985
------	---	--------------------------

Season		
1.	124	1985
2.	105	1997
3.	88	2024
4.	85	2002
5.	77	2003
6.	76	2013
7.	73	1992
8.	72	1995
9.	71	2007
	71	2015

## Most Times Hit by Pitch

Season		
1.	84	2024
2.	79	2023
3.	76	2016
	76	2005
	76	2015
6.	72	2022
7.	69	2006
8.	65	2001
9.	63	2013
	63	2007

## PITCHING

### Most Complete Games

Season		
1.	19	1993
	19	1984
3.	18	1969
4.	16	1974
	16	1968
	16	1990
7.	15	1966
	15	1989
9.	13	1996
	13	1958
	13	1965

### Lowest ERA

Season		
1.	3.09	1965
2.	3.23	1967
3.	3.38	1969
4.	3.61	1972
5.	3.92	2013
6.	3.92	1968
7.	4.13	2017
8.	4.17	1966
9.	4.35	1958
10.	4.39	1971

### Fewest Runs Allowed

Season		
1.	132	1958
2.	137	1968
3.	138	1967
4.	151	1965
5.	157	1975
6.	171	1960
7.	174	1969
8.	189	1963
9.	194	1966
10.	205	1971

## Fewest Hits Allowed

Season		
1.	192	1958
2.	193	1975
3.	213	1967
4.	217	1960
5.	237	1968
6.	249	1963
7.	261	1965
8.	308	1966
9.	309	1969
10.	312	1971

## Fewest Walks Allowed

Season		
1.	81	1958
2.	102	1966
3.	108	1960
4.	110	1975
	110	1965
6.	120	1960
7.	123	1963
8.	124	1967
9.	135	1980
10.	139	1971

## Most Saves

Season		
1.	14	2011
2.	13	2023
3.	12	2024
	12	2022
5.	11	2018
	11	2008
	11	2016
	11	2002
	11	2009

## Most Innings Pitched

Season		
1.	5270	2009
2.	5181	2002
3.	500.0	2004
4.	492.0	2024
5.	490.0	2012
6.	481.1	1997
7.	481.0	2001
8.	480.0	2016
9.	479.1	2023
10.	477.2	2018

## Most Strikeouts

Game (since 2002)		
1.	17	(2x)
		at CSU Bakersfield - March 5, 2022
		vs. California - March 29, 2015

Season		
1.	451	2023
2.	421	2009
3.	415	2004
4.	406	2024
5.	402	2011
6.	391	2002
7.	383	2016
	383	2022
9.	371	2001
10.	370	2018

## FIELDING

### Highest Fielding Percentage

Season		
1.	.973	2022
2.	.972	2018
3.	.972	2024
4.	.971	2017
5.	.970	2012
6.	.970	2006
7.	.969	2021
8.	.969	2019
9.	.967	2016
10.	.966	2015

### Most Putouts

Season		
1.	1,581	2009
2.	1,555	2002
3.	1,500	2004
4.	1,476	2024
5.	1,470	2012
6.	1,449	1997
7.	1,443	2001
8.	1,439	2016
9.	1,438	2023
10.	1,433	2018

### Most Assists

Season		
1.	674	2009
2.	634	2002
3.	630	2004
	630	2012
5.	625	2016
6.	622	1997
7.	604	2000
	604	2006
9.	597	2007
10.	595	2005

### Most Double Plays Turned

Game	5	vs. Wyoming - April 9, 1984
------	---	-----------------------------

### Season

Season		
1.	61	2004
2.	56	2001
3.	55	1999
4.	53	1987
	53	1998
6.	52	2005
	52	2024
	52	2016
	52	2009
	52	2007

# NCAA Tournament History



INFORMATION THIS IS UTAH COACHES & STAFF 2024 IN REVIEW

HISTORY AND RECORDS

**1951 | (2-2)**  
**COLLEGE WORLD SERIES | THIRD-PLACE FINISH**  
**OMAHA, NEB. (OMAHA MUNICIPAL STADIUM)**

June 13 vs. Tennessee	W, 7-1
June 14 vs. USC	L, 8-2
June 15 vs. Texas A&M	W, 15-8
June 16 vs. Tennessee	L, 5-4

**1959 | (1-2)**  
**REGIONAL ROUND**  
**GREELEY, COLO.**

May 29 vs. Colorado State College	L, 18-8
May 30 vs. Colorado State College (Game 1)	W, 13-8
May 30 vs. Colorado State College (Game 2)	L, 12-8

**1960 | (1-2)**  
**REGIONAL ROUND**  
**SALT LAKE CITY, UTAH (DERKS FIELD)**

June 6 vs. Colorado State College	W, 24-3
June 7 vs. Colorado State College (Game 1)	L, 3-2
June 7 vs. Colorado State College (Game 2)	L, 6-2

**2009 | (2-2)**  
**REGIONAL ROUND**  
**FULLERTON, CALIF. (GOODWIN FIELD)**

May 29 vs. Cal State Fullerton	L, 18-2
May 30 vs. Georgia Southern	W, 11-10
May 31 vs. Gonzaga	W, 9-7
May 31 vs. Cal State Fullerton	L, 16-3

**2016 | (1-2)**  
**REGIONAL ROUND**  
**OXFORD, MISS. (SWAYZE FIELD)**

June 3 vs. Ole Miss	W, 6-5 (10 innings)
June 4 vs. Boston College	L, 4-3
June 5 vs. Tulane	L, 4-1

\*Colorado State College is now known as the University of Northern Colorado

## UTAH IN THE NCAA TOURNAMENT

### APPEARANCES

Number of Years	5
Overall W-L	7-10

### NCAA TOURNAMENT OPPONENTS

Boston College	0-1
Cal State Fullerton	0-2
Colorado State College	2-4
Georgia Southern	1-0
Gonzaga	1-0
Ole Miss	1-0
Tennessee	1-1
Texas A&M	1-0
Tulane	0-1
USC	0-1

## NCAA TOURNAMENT RECORDS

### HITS

5	Tyler Yagi- May 31, 2009 vs. Gonzaga
---	--------------------------------------

### AT BATS

6	Four players- June 6, 1960 vs. Colo. State College
---	--

### RUNS BATTED IN

5	Bill Cowan- June 6, 1960 vs. Colo. State College
---	--

### RUNS SCORED

4	Bill Cowan and Lee Taylor June 6, 1960 vs. Colo. State College
---	---

### WALKS

2	Four players Last: AJ Young- June 4, 2016 vs. Boston College
---	---

### INNINGS PITCHED

7	Bryn Card- May 31, 2009 vs. Gonzaga
---	-------------------------------------

### STRIKEOUTS

7	Bryn Card- May 31, 2009 vs. Gonzaga Riley Ottesen- June 5, 2016 vs. Tulane
---	---



# National Awards

## MLB ALL-STAR

2022

N.L. C.J. Cron (COL)

## ALL-AMERICA

1951

James Cleverly 2B 1st ABCA

1959

Archie Skeen C 1st ABCA

1981

Phil Strom DH 1st ABCA

1991

Mike Edwards 3B 2nd ABCA  
3rd Collegiate Baseball

1997

Casey Child OF 2nd Sporting News  
2nd Collegiate Baseball  
3rd Baseball America

2001

Chris Shelton C 2nd Collegiate Baseball  
3rd NCBWA

2006

Ryan Khoury SS 1st ABCA  
2nd NCBWA  
3rd Collegiate Baseball

2009

C.J. Cron C 2nd NCBWA

2010

C.J. Cron DH 1st NCBWA  
1st Collegiate Baseball  
3rd Baseball America

2011

C.J. Cron 1B 1st Baseball America  
1st NCBWA  
1st ABCA  
1st Perfect Game  
1st Louisville Slugger

2017

Dallas Carroll 3B 3rd ABCA

2019

Oliver Dunn 2B 3rd Collegiate Baseball

2024

Bryson Van Sickle LHP 3rd ABCA

## FRESHMAN ALL-AMERICA

2001

Mike Westfall C/3B Louisville Slugger

2009

C.J. Cron C 2nd NCBWA  
2nd Collegiate Baseball  
2nd Baseball America

2011

Trey Nielsen INF Louisville Slugger

2016

DaShawn Keirsej Jr. OF Louisville Slugger

## NATIONAL HONORS

### AWARD WINNERS

#### ABCA/Rawlings Gold Glove

2022 Alex Baeza (1B)

#### District Player of the Year

2006 Ryan Khoury

2010 C.J. Cron

2011 C.J. Cron

### SEMIFINALISTS

#### Golden Spikes Award

2011 C.J. Cron

#### Dick Howser Trophy

2011 C.J. Cron

## UTAH ATHLETICS HALL OF FAME

1990 Mervin Jackson

1991 Archie Skeen

1993 James Cleverly

2001 George B. Theodore

2004 Monty Howard

2009 Billy Cowan

2017 Chris Shelton

2021 Casey Child

2024 Ryan Khoury

INFORMATION

THIS IS UTAH

COACHES & STAFF

2024 IN REVIEW

HISTORY AND RECORDS



## WESTERN ATHLETIC CONFERENCE

### 1964

Jerry Fisher	IF
Craig MacKay	IF
Gary Selby	C
Dave Varvel	P
Doug Wasko	OF

### 1965

Duane Freeman	IF
Steve Radulovich	OF
Dave Varvel	P

### 1967

Mike Beyler	2B
Steve Radulovich	1B

### 1968

Tom Kilgore	3B
-------------	----

### 1969

Tom Kilgore	3B
Frank King	OF

### 1970

Gary Cleverly	OF
Richard Hardy	P

### 1971

Steve Jones	P
-------------	---

### 1972

Val Cahoon	2B
------------	----

### 1973

Mark Colerick	P
Steve Cowley	3B
Steve Marlow	DH
Kerry Milkovich	OF

### 1974

John Cowley	IF
Jeff Johnson	C
Gerry LeFavor	P
John McBride	IF

### 1975

John McBride	SS
--------------	----

### 1976

Scott Moffitt	OF
Gary Vincent	P

### 1977

Nate Ellington	OF
Jim Lyman	IF

### 1978

Brian Graham	OF
Jim Maynard	P

### 1979

Marc Amicone	IF
--------------	----

### 1980

Randy Gomez	C
Ed Iorg	IF

### 1981

Lance Brewer	OF
Shawn Gill	C
Tim Hayes	IF
Phil Strom	DH

### 1982

Steve Springer	DH
----------------	----

### 1983

David Rise	C
------------	---

### 1985

Fernando Carmona	1B
Mike Dandos	IF
Mike Moore	OF
Chris Shultis	IF

### 1986

Chris Shultis	3B
---------------	----

### 1987

Lance Madsen	OF
--------------	----

### 1989

Lance Madsen	OF
--------------	----

### 1990

Mike Edwards	3B
Craig Sudbury	P

## CONFERENCE AWARD WINNERS

### Player of the Year

2001	Chris Shelton (MWC)
2002	Mitch Maio (MWC Co-Player)
2006	Ryan Khoury (MWC)
2010	C.J. Cron (MWC)
2011	C.J. Cron (MWC)

### Pitcher of the Year

2024	Bryson Van Sickle (Pac-12)
------	----------------------------

### Freshman of the Year

2001	Mike Westfall (MWC)
2009	C.J. Cron (MWC)

### Scholar-Athlete of the Year

2024	Randon Hostert (Pac-12)
------	-------------------------

### 1991

Mike Edwards	3B
--------------	----

### 1993

Guy Fowlks	P
Clint Kelson	DH
Adam Sessions	C

### 1994

Shane Jones	3B
Adam Sessions	C

### 1995

Travis Parker	3B
---------------	----

### 1996

Danny Bell	P
Casey Child	OF
Travis Flint	DH

### 1997

Casey Child	OF	1st Team
Scott Pratt	SS	1st Team
Nate Forbush	C	2nd Team

### 1998

Nate Forbush	C	1st Team
John Summers	1B	1st Team

INFORMATION

THIS IS UTAH

COACHES & STAFF

2024 IN REVIEW

HISTORY AND RECORDS



# All-Conference

## MOUNTAIN WEST CONFERENCE

### 2000

Mike Goff	3B	1st Team
Brit Pannier	DH	1st Team
Sam Swenson	CF	1st Team
Nate Weese	1B	1st Team

### 2001

Ryan Bailey	P	1st Team
Chris Shelton	C	1st Team
Nate Weese	1B	1st Team
Travis Palmer	P	2nd Team
Sam Swenson	OF	2nd Team
Mike Westfall	3B	2nd Team

### 2002

Mitch Maio	P	1st Team
Adam Castelton	2B	2nd Team
Donald Hawes	C	2nd Team
Nate Weese	1B	2nd Team
Mike Westfall	3B	2nd Team

### 2003

Matt Ciaramella	OF	1st Team
Jared Pena	2B	1st Team
Brady Martinez	RP	2nd Team

### 2004

Jay Brossman	UT/DH
Eric Chevalier	OF
Matt Ciaramella	OF
Jared Pena	2B

### 2005

Doug Beck	2B
Jay Brossman	3B
Josh Cooper	RP

### 2006

Ryan Khoury	SS	1st Team
Jay Brossman	1B	2nd Team
John Welsh	OF	2nd Team
Josh Cooper	P	2nd Team

### 2007

Jay Brossman	1B	1st Team
Corey Shimada	2B	2nd Team

### 2008

Stephen Fife	P	1st Team
Cody Guymon	DH	1st Team

### 2009

Brian Budrow	P	2nd Team
Corey Shimada	2B	2nd Team
Jordan Whatcott	P	2nd Team

### 2010

C.J. Cron	UT	1st Team
Nick Kuroczko	3B	1st Team
Rick Anton	P	2nd Team

### 2011

C.J. Cron	1B	1st Team
Rick Anton	P	1st Team
Tyler Wagner	Relief P	1st Team
Michael Beltran	2B	1st Team
Shaun Cooper	OF	1st Team
James Brooks	SS	2nd Team
Trey Nielsen	3B	2nd Team

## PAC-12 CONFERENCE

### 2012

Parker Morin	C	Honorable Mention
James Brooks	SS	Honorable Mention

### 2013

Mitch Watrous	RHP	Honorable Mention
---------------	-----	-------------------

### 2014

Mitch Watrous	RHP	Honorable Mention
---------------	-----	-------------------

### 2015

Jayson Rose	RHP	Honorable Mention
-------------	-----	-------------------

### 2016

Jayson Rose	RHP	1st Team
Cody Scaggari	SS	1st Team
Dallas Carroll	3B	1st Team
DaShawn Keirse, Jr.	OF	1st Team
		All-Defensive
Dylan Drachler	LHP	Honorable Mention
Kellen Marruffo	INF	Honorable Mention
Josh Rose	OF	Honorable Mention

### 2017

Jayson Rose	RHP	1st Team
Dallas Carroll	3B	1st Team
		All-Defensive
DaShawn Keirse, Jr.	OF	1st Team
		All-Defensive
Dylan Drachler	LHP	Honorable Mention
Ellis Kelly	INF	Honorable Mention
Hunter Simmons	INF	Honorable Mention

### 2018

DaShawn Keirse, Jr.	OF	1st Team
		All-Defensive
Oliver Dunn	INF	Honorable Mention

### 2019

Oliver Dunn	INF	1st Team
-------------	-----	----------

### 2021

Jayden Kiernan	C	Honorable Mention
----------------	---	-------------------

### 2022

Alex Baeza	INF	All-Def.
Davis Cop	C	Honorable Mention
Landon Frei	INF	Honorable Mention

### 2023

Micah Ashman	LHP	1st Team
Jayden Kiernan	C/1B	1st Team
TJ Clarkson	OF/LHP	Honorable Mention
Zac McCleve	RHP	Honorable Mention

### 2024

Bryson Van Sickle	LHP	1st Team
Micah Ashman	LHP	1st Team
Core Jackson	INF	1st Team
Kai Roberts	OF	1st Team
TJ Clarkson	OF	Honorable Mention

INFORMATION

THIS IS UTAH

COACHES & STAFF

2024 IN REVIEW

HISTORY AND RECORDS

# MLB Draft History



Year	Round	Pick	Name	Pos.	Team(s)
1965	20th	516	John Noriega	RHP	Milwaukee Braves
1965	26th	503	Steve Rudanovich	OF	New York Yankees
1965	28th	533	Duane Freemon	1B	St. Louis Cardinals
1965	34th	443	Craig MacKay	2B	Minnesota Twins
1966	4th	62	John Noriega	RHP	Cincinnati Reds
1966	5th	87	Steve Radulovich	1B	Cincinnati Reds
1966	13th	242	Jack Gehrke	SS	Kansas City Athletics
1966	17th	324	Dennis Udy	RHP	Boston Red Sox
1967	5th	84^	Jack Gehrke	SS	Chicago White Sox
1968	7th	103^	Jack Gehrke	SS	Oakland Athletics
1968	6th	118	Jack Gehrke	SS	Kansas City Royals
1969	22nd	521	Gregory Hansen	RHP	Baltimore Orioles
1969	31st	717	George Theodore	1B	New York Mets
1969	37th	835	Thomas Kilgore	3B	New York Mets
1974	11th	257	John McBride	SS	New York Mets
1974	36th	670	Steve Marlowe	1B	New York Mets
1975	5th	85^	John McBride	SS	New York Mets
1975	7th	98^	Steve Marlowe	1B	New York Mets
1976	20th	462	Scott Moffitt	3B	California Angels
1978	5th	123	Robert Davis	RHP	Pittsburgh Pirates
1979	13th	334	Randy Gomez	C	Cincinnati Reds
1980	18th	445	Jim Teahan	RHP	Oakland Athletics
1980	25th	623	Randy Gomez	C	San Francisco Giants
1981	19th	482	Phil Strom	1B	Oakland Athletics
1981	19th	488	Jim Teahan	RHP	Milwaukee Brewers
1982	20th	501	Steve Springer	OF	New York Mets
1985	24th	602	Mike Dandos	SS	San Francisco Giants
1986	25th	623	Chris Shultis	3B	San Francisco Giants
1986	31st	751	Jeff Myaer	RHP	Philadelphia Phillies
1989	12th	308	Lance Madsen	OF	Houston Astros
1990	32nd	870	Craig Sudbury	RHP	Oakland Athletics
1990	43rd	1127	Steven Sigloch	2B	Milwaukee Brewers
1991	13th	352	Mike Edwards	3B	Texas Rangers
1991	27th	718	Paul Barton	LHP	Toronto Blue Jays
1994	44th	1221	Chris Arambula	1B	St. Louis Cardinals
1995	31st	850	Kelly Stratton	OF	Texas Rangers
1997	16th	477	Casey Child	OF	Anaheim Angels
1998	13th	398	John Summers	1B	San Francisco Giants
1998	21st	627	Nate Forbush	C	Detroit Tigers
1999	26th	803	Lance Ericksen	RHP	Houston Astros
2000	32nd	956	Phil Cullen	RHP	Seattle Mariners
2001	31st	929	Ryan Bailey	RHP	Anaheim Angels

Year	Round	Pick	Name	Pos.	Team(s)
2001	33rd	984	Chris Shelton	C	Pittsburgh Pirates
2001	41st	1242	Travis Palmer	RHP	St. Louis Cardinals
2002	12th	363	Jason Wylie	RHP	Chicago Cubs
2002	17th	519	Donnie Saba	OF	Arizona Diamondbacks
2002	23rd	677	Nate Weese	OF	Montreal Expos
2002	26th	792	Mitch Maio	RHP	St. Louis Cardinals
2003	35th	1033	Sean Overholt	RHP	Chicago Cubs
2004	13th	395	Matt Ciaramella	OF	Boston Red Sox
2004	22nd	670	Doug Mackay	RHP	San Francisco Giants
2004	33rd	998	Clay Westmoreland	RHP	Florida Marlins
2006	12th	373	Ryan Khoury	SS	Boston Red Sox
2006	37th	1107	Tyler Kmetko	2B	Arizona Diamondbacks
2007	36th	1101	Jay Brossman	1B	Anaheim Angels
2008	3rd	85	Stephen Fife	P	Boston Red Sox
2009	28th	846	Brian Budrow	RHP	Arizona Diamondbacks
2009	31st	951	Jordan Whatcott	RHP	Anaheim Angels
2011	1st	17	C.J. Cron	1B	Los Angeles Angels
2011	8th	254	Rick Anton	LHP	Los Angeles Dodgers
2012	4th	155	Tyler Wagner	RHP	Milwaukee Brewers
2012	14th	433	Parker Morin	C	Kansas City Royals
2012	20th	624	James Brooks	SS	Washington Nationals
2013	30th	905	Trey Nielsen	RHP	St. Louis Cardinals
2014	8th	237	Mitch Watrous	RHP	San Diego Padres
2014	10th	303	Nick Green	LHP	Kansas City Royals
2014	18th	528	Tanner Banks	LHP	Chicago White Sox
2015	9th	277	Bret Helton	RHP	Pittsburgh Pirates
2016	21st	619	Dalton Carroll	RHP	Atlanta Braves
2017	5th	160	Riley Ottesen	RHP	Los Angeles Dodgers
2017	8th	234	Jayson Rose	RHP/OF	Milwaukee Brewers
2017	9th	264	Dallas Carroll	INF	Milwaukee Brewers
2017	12th	370	Andre Jackson	RHP	Los Angeles Dodgers
2018	4th	124	DaShawn Keirse	OF	Minnesota Twins
2019	11th	345	Oliver Dunn	2B	New York Yankees
2024	7th	210	Kai Roberts	OF	San Diego Padres
2024	11th	326	Micah Ashman	LHP	Detroit Tigers
2024	20th	608	Merit Jones	RHP	Minnesota Twins

INFORMATION

THIS IS UTAH

COACHES & STAFF

2024 IN REVIEW

HISTORY AND RECORDS



# MLB Draft History

INFORMATION

THIS IS UTAH

COACHES & STAFF

2024 IN REVIEW

HISTORY AND RECORDS



*C.J. Cron became Utah's highest MLB Draft selection in 2011 when he was picked 17th overall (first round) by the Los Angeles Angels. Pictured here during a three-season stint with the Rockies, he was named a National League All-Star in 2022.*

## MLB DRAFT BY THE NUMBERS

### SUMMARY

Total # of Draftees	78
Most Drafted in a Season	4 (4x - 1965, 1966, 2002, 2017)
Highest Drafted	C.J. Cron (LAA, 2011   Round 1, Pick 17)
First Drafted	John Noriega (MIL, 1965   Round 20, Pick 516)

### DRAFT SELECTIONS BY TEAM

Mets	7
Angels	6
Athletics	5
Brewers	5
Cardinals	5
Giants	5
Red Sox	4
Diamondbacks	3
Dodgers	3
Pirates	3
Reds	3
Royals	3
Twins	3
Astros	2
Braves	2
Cubs	2
Expos / Nationals	2
Rangers	2
Tigers	2
White Sox	2
Yankees	2
Padres	2
Blue Jays	1
Mariners	1
Marlins	1
Orioles	1
Phillies	1



# All-Time Letterwinners

**A**

Robert Acord	1979
Zach Adams	2010-11, 14
Josh Alexander	2011
George Allen	1965-67
Rick Allen	1974
Robert R. Allen	1973
Casey Allie	1991-94
Vernon Allred	1961
Christian Almanza	2019-20
Mike Alto	1992-93
Brett Alvey	1988-91
Marc Amicone	1976-79
Kieth Ancell	1958-60
Braden Anderson	2013-14
Chandler Anderson	2016-2019
Chase Anderson	2022
Chuck Anderson	1979-80, 1982
Gary Anderson	1961-62
Matt Anderson	2003
Tyler Andersen	2008-11
Shawn Andreasen	1994
Hunter Antillon	2024
Rick Anton	2010-11
Chris Arambula	1993-94
Mike Aranzullo	1988-91
Ronald Arbon	1979
Matt Ardizzone	1995
Konnor Armijo	2013-14
Brett Arnold	1963-65
Richard Arnold	1965-67
Micah Ashman	2022-24
Bennett Askew	2007-09
Brandon Ast	2006
Steve Atkins	1986
Dusty Atkinson	1996-97
Kenneth Austin	1957-58
William Axelgrad	1973
Allen Axtell	1967-69

**B**

Alex Baeza	2022
Brandon Bailey	2005
Evan Bailey	2007
Ryan Bailey	1999-01
Bret Baldwin	2006-07
Brandon Ballard	1996, 1999-2000
Dane Baker	2022
Don Baker	1993-94
Tanner Banks	2013-14
Jonny Barditch	2022
Mike Barnett	1982-85
Benson Barerra	1999-01
Paul Barton	1989-91
Jeff Battcher	1983
Mike Basham	2001-03
Jake Basham	2003-04
Chase Bauerle	2017
Brad Bauman	1976-77
Randall Bayer	1968-69
Doug Beck	2005
Paul Beck	1983
Rob Beck	1989-90
Troy Beckman	1998-99
Brad Beckstead	1979-80
Dan Bell	1995-96
Josh Bell	2006
Ronald Bell	1975-76
Michael Beltran	2008-11
Marc Benjamin	1992-93
TJ Bennett	2013-14
Ted Berner	1956-57

Michael Beyeler	1965-67
Blaine Benard	1980
Eric Bentley	1996
Martin Bezyack	1957-58
Chad Bianco	1988-89
Brandon Biesinger	2002-03
Billy Bird	2024
Pat Bird	1994
Tim Blackham	1989-90
Cooper Blanc	2008-10
Karson Bodily	2023-24
William Bohn	1961
James Bolser	1995, 1997-99
Thomas Bondurant	1977
Dennis Bonny	1961
Daniel Borich	1962
George Boss	1956-57
Paul Boykin	1970-71
Eric Bowen	1993
Matt Bradshaw	1987-88
Louie Brackett	1962-64
Kevin Bracy	1994-95
Ryan Breska	2003-04
Lance Brewer	1980-81
Brett Brocuff	2018-21
James Brooks	2011-12
Kelby Brothen	1975
Jay Brossman	2004-07
Bruce Brown	1969
Brett Bruneel	2007
Ben Buck	2003-04
Brian Budrow	2008-09
Todd Bunte	1984
Nate Burnham	2007
Daniel Burton	1974-75
Thomas Buxton	1963

**C**

Val Cahoon	1970-72
Keith Cambell	1969-70
Tim Caramelas	1989-90
Bryn Card	2008-10
Joe Cardinale	2023
Mark Carleton	1989
John Carlyle	1966
Curtis Carman	1984-87
Fernado Carmona	1984-85
Kaden Carpenter	2023-24
Dallas Carroll	2013, 2015-17
Dalton Carroll	2014-16
Kevin Carver	2003
Scott Cashman	2008
Connor Casperson	2015
Robert Castellano	1990-93
Adam Castleton	1999-02
Jaren Cavaness	1999-00
Nick Caviglia	2019
Sean Cawley	1997-98
Josh Chapman	2011-14
Edward Chenoweth	1957-58
Eric Chevalier	2003-04
Lynn Chidester	1957-59
Casey Child	1995-97
Jeremy Chiles	1990-92
Robert Chimpy	2008-09
Jed Chrisman	1998-00
Austin Christensen	2009
Chase Christensen	2006
Jerry Chruma	1962-63
Matt Ciaramella	2002-04
Rick Clagett	1997-98
Pat Clark	1966
TJ Clarkson	2021-24

Zach Clausing	2009
Craig Clayson	1975
Jackson Clemett	2022-23
Gary Cleverly	1968-70
Ray Clinton	1997-98
Richard Clopper	1969-71
Demetri Colacchio	2018
Steve Collora	2005
Stephen Colerick	1973-74
Douglas Cook	1958
Josh Cooper	2005-06
Shaun Cooper	2011-12
Davis Cop	2022-23
Dave Copier	1975-77
Bret Cornell	1991-92
Rick Cornu	2009-10
William Cowan	1959-60
Bradley Cowley	1965-66
Stephen B. Cowley	1971-74
Zach Crandall	2024
Matt Crockett	2005
C.J. Cron	2009-11
Andrew Crosson	1981
Isaac Cruz	2018-19
Phil Cullen	1999
Chad Cullers	2007
Dave Cunningham	1951
Dennis Curry	1981
Mike Cutler	1993-94

**D**

Jake Dahle	2019
Mike Dandos	1982-85
Jon Darden	1970-72
Michael Davinni	2024
Kody Davis	2012-16
Michael Davis	1962-63
Robert Davis	1978
Steve Davis	1990-91
Troy Davis	1983-86
Cam Day	2022-23
Braden Debenedictis	2018-19
Davis Delorefice	2018
Doug Dent	1996
Isaac Deveaux	2019
Brad DeVore	2006-07
Chris Diehl	2019
Mark DiGiosio	1968-69
Drake Digiorno	2024
Oliver Dunn	2017-19
Michael Disorbio	1964-66
Robert D'Onofrio	1971
Jim Dokos	1956
Merrill Douglas	1956-58
Wallace Douglas	1964-66
Pete Douglas	1964-66
Pete Dow	1956
Rich Downs	1984-87
John Kent Draayer	1961-62
Dylan Drachler	2014-17
Dakota Duffalo	2021-24
Brock Duke	2010-11, 2015
Oliver Dunn	2017-19
Don Duncombe	1961-62
Denton Dunn	1961-63
Mark Duran	1985
Kent Dyson	1979

**E**

Gordon Eakin	1977-78
Trevor Eastman	2004-05
David Ebright	2000-01

David Edmonds	1966-68
Mike Edwards	1990-91
Matt Eeles	1996-97
Clyde Eggert	1966
Darryl Eisner	1960-61
Dwayne Elder	1980, 1982-83
Jackson Elder	2024
Nathaniel Ellington	1976-77
Andre Ellison	1975-76
Connor Eppard	2012-13
Don Emery	1989-90
Ray Endsley	1959
Lance Erickson	1996-99
Travis Ewing	1995

**F**

Jack Fandl	1977
George Farliano	1978-79
Corland Felts	1994-97
Douglas Ferguson	1972-73
Fred Ferguson	2007-08
Chase Fernlund	2019-21
Elias Fiddler	2024
Stephen Fife	2007-08
Gerald Fisher	1963-65
Matt Flaharty	2022-24
Travis Flint	1996-97
Ryan Florence	2003-04
Larry Flores	1974
TJ Floyd	2004
Patrick Flynn	2015-16
Nate Forbush	1997-98
Dominic Foscalina	2017-19
Kerr Foster	2007-08
Guy Fowlks	1988, 1991-93
Josh France	2000-01
Harvey Francis	1956
Adam Frank	2005-06
Bryce Freed	2005
Duane Freeman	1963-65
Landon Frei	2022-24
Tod Fritchman	1982
Terry Fritz	1983

**G**

Geraldo Garcia	1970
Joseph Garcia	1978-79
Layne Garrett	2005-06
Lamar Gehring	1960
Jack Gehrke	1966-67
Dave Germann	1956
Kenneth Gibson	1970-73
Josh Giffins	2021
Shawn Gill	1981-82
Jake Gish	2023
Matt Glauser	1982, 1984-86
Garrett Goff	2004
Mike Goff	1997, 1999-00
Blake Golding	2010-12
Randy Gomez	1979-80
Tyson Gonzalez	2011-12
Mark Gorringer	1988-89
Jackson Goulder	2013
T.R. Gourley	1999, 2003
Aaron Graham	1995
Brian Graham	1977-78
Britt Graham	2022
Craig Graves	1980-81
Gavin Green	2009-12
Nick Green	2011-14
Bob Grogan	1982
Jaxon Grossman	2023

INFORMATION

THIS IS UTAH

COACHES & STAFF

2024 IN REVIEW

HISTORY AND RECORDS



# All-Time Letterwinners

INFORMATION

THIS IS UTAH

COACHES &amp; STAFF

2024 IN REVIEW

HISTORY AND RECORDS

Ben Guess ..... 2019  
 Wade Gulden ..... 2015-18  
 Nik Gumeson ..... 2010  
 Cameron Gurney ..... 2024  
 Rod Gust ..... 1985-86  
 Sam Gustafson ..... 1972  
 Cody Guymon ..... 2007-08, 11

**H**  
 Michael Haddad ..... 2008  
 Richard Hafen ..... 1962  
 Jason Hagen ..... 1994-95  
 Marc Hagen ..... 1993-94  
 Matt Hagen ..... 1994-95  
 Curtis Hall ..... 1996-97  
 Jim Hallinan ..... 1991-92  
 David Hamilton ..... 1960  
 Elijha Hammill ..... 2022-23  
 Travis Hansen ..... 1986-89  
 Dan Hansgen ..... 1991-94  
 Kyle Hardman ..... 1987-88  
 Dick Hardy ..... 1956-1958  
 Jamie Hardy ..... 1999-00  
 Richard J. Hardy ..... 1967-70  
 Chris Harris ..... 1989-90  
 Jaden Harris ..... 2022-24  
 John Harris ..... 1988  
 Randy Harris ..... 1989  
 Brent Hart ..... 1980-81  
 Donald Hawes ..... 1999-02  
 Rick Hawn ..... 1983  
 Dustan Haycock ..... 1998  
 Timothy Hayes ..... 1981  
 Brian Hedman ..... 2005-06  
 Mike Heidemann ..... 1996-97  
 Brad Helmer ..... 1985-87  
 Bret Helton ..... 2013-15  
 Dustin Hennis ..... 2007-08  
 Ben Heusser ..... 2000-01  
 Steve Hilton ..... 1979-80, 1982  
 Ryan Hilts ..... 1998-99  
 Hal Hoagland ..... 1986  
 Mike Hodgdon ..... 1986-87  
 Carl Hoehner ..... 1957  
 Kyle Hoffman ..... 2015-17  
 Donald Hogan ..... 1956-57  
 Dan Hogelin ..... 1997  
 Greg Holman ..... 1985  
 Gary Holyoak ..... 1971-73  
 Randon Hostert ..... 2021-24  
 Mike Howard ..... 1979-80  
 Cole Hubka ..... 2023  
 Dustin Hughes ..... 2014-15  
 Mike Hughes ..... 1991-92  
 Spencer Hunn ..... 1999  
 Cory Hunt ..... 2011-14  
 John Hunter ..... 1967-70  
 Larry Huppert ..... 1980-81  
 Brayson Hurdsman ..... 2021  
 Kevin Hussey ..... 2009-10

**I**  
 Kenneth Ingleby ..... 1963  
 Ed Iorg ..... 1980  
 Alex Isola ..... 2017

**J**  
 Dusty Jacobs ..... 1987  
 Andre Jackson ..... 2015-16  
 Core Jackson ..... 2024  
 John James ..... 2007-08

Rory James ..... 2006  
 Jason Jarvis ..... 1992  
 Jeff Jenkins ..... 1970, 1972  
 Alan Jenkinson ..... 1964  
 Brett Jensen ..... 1982-83  
 Gordon Jensen ..... 1956  
 Karl Jensen ..... 1958  
 Curtis Jenson ..... 1956-57  
 Don Jenson ..... 1958, 1961  
 Kyle Johansen ..... 1984-87  
 Victor Johansen ..... 1964-65  
 Ryan Johnerson ..... 1998-99  
 Tod Johnsen ..... 1993  
 Ed Johnson ..... 1973  
 Jeff Johnson ..... 1972-75  
 Justin Johnson ..... 1994-95  
 Spencer Johnson ..... 2015-18  
 Todd Johnson ..... 1963  
 Travis Johnson ..... 1996-97  
 Trent Johnson ..... 2010-11  
 Spencer Kevin Johnson ..... 2017-18  
 Austin Jones ..... 2008-09  
 John Jones ..... 1974-75  
 Kent Jones ..... 1963  
 Merit Jones ..... 2023-24  
 Shane Jones ..... 1991-94  
 Stephen Jones ..... 1969-71  
 Zach Jones ..... 2009-10, 13-14  
 Brad Jordison ..... 1978  
 Jake Jordison ..... 2002-2003  
 Frank Juliano ..... 1981

**K**  
 Tyler Kay ..... 2004-05  
 Justin Kelly ..... 2018-21  
 Dashawn Keirse ..... 2016-18  
 Mason Kelley ..... 2024  
 Ellis Kelly ..... 2016-17  
 Clint Kelson ..... 1993  
 Erich Kemp ..... 2006-07  
 Monty Kennedy ..... 1972  
 Cole Kershaw ..... 2024  
 Kevin Khoury ..... 1976-78  
 Ryan Khoury ..... 2003-06  
 Ben Kibbe ..... 2021-22  
 Jayden Kiernan ..... 2019-23  
 Thomas Kilgore ..... 1967-69  
 Eric King ..... 2006-07  
 Frank King ..... 1967-69  
 Tom Kingdon ..... 1959, 1961  
 Mark Kleven ..... 1986-87  
 Jack Kleveno ..... 2024  
 Tyler Kmetko ..... 2003-04, 2006  
 William Knibbe ..... 1970-71  
 Briley Knight ..... 2019-P  
 Travis Kohn ..... 2004  
 Kesley Kondo ..... 2011-12  
 Angelo Kournianos ..... 1971  
 Emmanuel Kournianos ..... 1969-70  
 Shea Kramer ..... 2018-21  
 Greg Krause ..... 2006-09  
 Bransen Kuehl ..... 2022-24  
 Nick Kuroczko ..... 2007-10

**L**  
 Mark Lalli ..... 1980  
 Matt Lalli ..... 1980  
 John Lambourne ..... 1960  
 Josh Lapiana ..... 2016-18  
 Brian Lane ..... 2005-06  
 Randy Lane ..... 1972  
 John Landures ..... 1967-70

Biss Larsen ..... 2012-15  
 Derek Larsen ..... 2003  
 Jared Larsen ..... 1996-99  
 Ronald Leavitt ..... 1975, 1978-79  
 Doug Lee ..... 1984  
 Gerald LeFavor ..... 1971, 1974-76  
 DC Legg ..... 2008  
 Matt Leonelli ..... 1996-97  
 Roger LePrey ..... 1979  
 Jon Lewis ..... 2000-01  
 Ethan Lieter ..... 2012  
 Brett Lindsey ..... 2000-01  
 Matt Lipscomb ..... 1991  
 Dave Littlewood ..... 1990-91  
 Lars Lofgren ..... 2016-17  
 Bill Loos ..... 1976-77  
 Stephen Long ..... 1975  
 Spence Loughton ..... 1966  
 Tom Lovat ..... 1959-61  
 Nick Lowery ..... 2007  
 Rudy Lucero ..... 1958-59  
 Ernesto Lugo-Canchola ..... 2023-24  
 Kelly Lund ..... 1981  
 James Lyman ..... 1974-77

**M**  
 Larry MacArthur ..... 1982-83  
 Ian MacIver ..... 2019-21  
 Craig MacKay ..... 1963-65  
 Doug Mackay ..... 2002-04  
 Tyson Mackay ..... 2008  
 Josh Madsen ..... 2005-06  
 Lance Madsen ..... 1987-89  
 Tommy Maestas ..... 2000-01  
 Mitch Maio ..... 1999-02  
 Ed Markey ..... 1995-96  
 Scott Malone ..... 2006  
 Steve Marlowe ..... 1973-74, 1976  
 Chase Marshall ..... 2023  
 Tom Martin ..... 1973-74  
 Brady Martinez ..... 2002-03  
 E.J. Martinez ..... 1999  
 Manuel Martinez ..... 1971-73  
 Michael Martinez ..... 1975-76  
 Ben Marziale ..... 1995-98  
 Kellen Marruffo ..... 2015-16  
 Brady Maylett ..... 2022-23  
 James Maynard ..... 1975, 1978  
 Donne Mayne ..... 1967-69  
 Matt McAfee ..... 2000-01  
 Colter McAnelly ..... 2024  
 John McBride ..... 1972-75  
 Ed McCarter ..... 1983-84  
 Zac McCleve ..... 2019-23  
 Shad McCord ..... 2004, 2006  
 James McClain ..... 1977  
 Robert McCleary ..... 1979  
 Victor McCraney ..... 1992-93  
 Brett McDermid ..... 1998-99  
 Daniel McDermott ..... 1973  
 Keith McDonald ..... 1992  
 Jeff McFarland ..... 1984-85  
 Roddy McGee ..... 1993-97  
 Anson McGorman ..... 2023-24  
 Jaylon McLaughlin ..... 2021  
 Robert McLeod ..... 1963-65  
 Conner McNally ..... 2017  
 Louis Mele ..... 1956  
 Steve Mellow ..... 1968, 1970-71  
 Fred Mensel ..... 1970-72  
 Alex Mercer ..... 1988  
 Ricky Messner ..... 1976  
 William Michael ..... 1976-78

Erick Migueles ..... 2018-19  
 Kirk Mildon ..... 1984  
 Duncan Miles ..... 1988  
 Kerry Milkovich ..... 1972-74  
 Mike Mitchell ..... 2006-07  
 Scott Mitchell ..... 1979-80  
 Bill Moeller ..... 1990-91  
 Zack Moeller ..... 2016-20  
 Scott Moffitt ..... 1974-76  
 Austin Moore ..... 2018-19  
 David Moore ..... 1965-66  
 Mike Moore ..... 1982-85  
 Mark Moorman ..... 2010-11  
 Ben Mordini ..... 2011-14  
 Thomas Moriarty ..... 1971-74  
 Parker Morin ..... 2012  
 Guy Morrell ..... 1980  
 Owen Mortensen ..... 2021  
 Michael Moseley ..... 1979  
 Matt Mosiello ..... 1991-93  
 Darrin Mott ..... 1986  
 Joe Mozeleski ..... 2005-06  
 Lynn Muir ..... 1980  
 Mike Mulcahy ..... 1984-87  
 Jason Murdock ..... 1990-92  
 Larry Murray ..... 1990-91  
 Jeff Myaer ..... 1985-86  
 Kyle Myers ..... 2009-10

**N**  
 Nick Nakagama ..... 2007-08  
 Joseph Nichols ..... 1975-76  
 Marcus Nelson ..... 1991  
 Nathan Nelson ..... 1985-87  
 Brad Nielsen ..... 1983  
 Courtney Nielsen ..... 1971-73  
 Mark Nielsen ..... 1980  
 Trey Nielsen ..... 2011-13  
 Cameron Nielson ..... 2024  
 Mark Nilson ..... 1986-89  
 Paul Noble ..... 1979-80  
 Butch Nolan ..... 1987  
 David Nordquist ..... 1966-69  
 John Noriega ..... 1964-65  
 Donald Norris ..... 1966-68  
 David Norton ..... 1999  
 Jared Nye ..... 1987-90

**O**  
 Trey Oblas ..... 2023  
 Gordon Oborn ..... 1956, 1960  
 Derrick Odum ..... 1992  
 Bowen Ogata ..... 2015  
 Gary Ogden ..... 1988, 1991-92  
 Derek Ogle ..... 1992  
 Ryder Olsen ..... 2005  
 Tyson Olson ..... 2004  
 Riley Ottesen ..... 2016-17  
 Sean Overholt ..... 2001-03  
 Mike Oziminski ..... 1991-92

**P**  
 Brandon Page ..... 1997-00  
 Travis Palmer ..... 2001  
 Brit Pannier ..... 2000-02  
 Travis Parker ..... 1994-95  
 Bruce Parry ..... 1960-61  
 William Parsons ..... 1967  
 Joel Patterson ..... 1978  
 David Pearce ..... 1976  
 Roy Pehrson ..... 1962



# All-Time Letterwinners

Jared Pena.....2003-04  
 Shaun Peters.....1990-91  
 Scott Peterson.....1991-92  
 Rob Piekarz.....1984  
 Riley Pierce.....2018-21  
 Joe Pond.....2009, 11-13  
 Jacob Portaro.....2017  
 Brett Porthan.....2024  
 Dan Poulton.....1994-95  
 Mack Powell.....1971  
 Lance Pratt.....1983, 1986-88  
 Russ Pratt.....1996  
 Scott Pratt.....1996-97  
 Jason Price.....2003-05  
 Frank Pritchett.....1960  
 Dan Prock.....1968-70  
 Jerry Pullman.....1966-67  
 Paul Pullman.....1961-63

**Q**  
 Stanley Queen.....1977  
 Kevin Quinn.....1991  
 Tyler Quinn.....2024

**R**  
 Steven Radulovich.....1965-67  
 Gary Ramos.....1987-90  
 Zach Rappleye.....1998  
 Paul Rasmussen.....1979  
 Scott Rasmussen.....1973-74  
 Lawrence Ray.....1960-61  
 Jacob Rebar.....2017-20  
 Mark Redican.....1991  
 Max Redman.....1956  
 Josh Reed.....2009-10  
 Tyler Ref.....2011-2013  
 Craig Reese.....1982  
 Thad Reeves.....1987-90  
 Ryan Reisbeck.....2001-02  
 Tyler Ref.....2008, 11-12  
 John Reva.....1998  
 Chase Rezac.....2013  
 Matt Rich.....1988, 1992  
 Elmer Richards.....1961  
 Matt Richardson.....2018-22  
 Scott Ririe.....1993  
 David Rise.....1983  
 Payton Riske.....2023-24  
 Dwayne Robins.....1976, 1978  
 Kyle Robeniol.....2018-21  
 Kai Roberts.....2021-24  
 Hunter Rodriguez.....2014-17  
 Colin Roos.....2024  
 Russell Rosander.....1973-75  
 Jayson Rose.....2015-16  
 Josh Rose.....2014-17  
 Christopher Rowan, Jr.....2018-21  
 Brock Rudy.....2021-22  
 Easton Rulli.....2023  
 Cheyenne Rushton.....2001-02  
 Dee Russell.....1970

**S**  
 Donnie Saba.....2000-02  
 Mike Sagas.....1993-96  
 Edward Samples.....1962  
 Mark Sampson.....1995  
 Robert Sanchez.....1957  
 Edward Sawley.....1962-63  
 Cody Scaggari.....2013-16  
 Barry Scelli.....1971-72

Eric Schaler.....2004  
 Nate Schlieman.....2003-04  
 Dusty Schramm.....2019-22  
 Mike Schultis.....1989  
 Max Schuman.....2014-17  
 Brad Seare.....1997-98  
 Gary Selby.....1963-65  
 Adam Sessions.....1991-94  
 Doug Sexton.....1985-86  
 Austin Shackelford.....2010-11  
 Curtis Shafer.....1981  
 Dennis Shaffer.....1974-76  
 Jo Jo Sharrar.....2009-12  
 Lon Shears.....1971-72  
 Chris Shelton.....2001  
 Corey Shimada.....2006-09  
 Jake Shortino.....1999-00  
 Jesse Shriner.....2007-08  
 Chris Shultis.....1983-86  
 Mike Shultis.....1989  
 Randolph Siebert.....1970-71  
 Steve Sigloch.....1987-90  
 Chris Simmons.....1993-94  
 Hunter Simmons.....2014-17  
 Paul Simmons.....1989  
 Dale Simons.....1956  
 Scott Simons.....1972-74  
 Dan Simonsen.....2002-03  
 Gabe Singer.....2021-22  
 Zane Skansi.....2021-22  
 Archie Skeen.....1958-59  
 George Sluga.....1962-64  
 Dave Smartt.....1983-84  
 Brett Smiley.....1988  
 Gene Smith.....1957-59  
 Michael Smith.....1973-74  
 Tim Smith.....1986  
 Wyler Smith.....2013-15  
 Stan Smoot.....1956  
 Jared Snyder.....2002  
 Kevin Snyder.....1994-95  
 Randy Snyder.....1977  
 Ron Soranno.....1993-94  
 Kirt Soderquist.....1961  
 Sam Sorensen.....1997  
 Matthew Sox.....2021-22  
 Breck Spain.....1977, 1979  
 Alan Sperry.....1973-74  
 Steve Springer.....1982  
 Michael Alan Stanford.....2024  
 Stanley Stringfield.....1980-81  
 Derek Staley.....1989-90  
 Lewis Stilson.....1971  
 Trenton Stoltz.....2015-18  
 Shaun Story.....1989  
 Nolan Stouder.....2015-16  
 Jeff Strasser.....1996  
 Kelly Stratton.....1994-95  
 Stephen Streich.....2008-11  
 Brett Stringham.....2006  
 Phil Strom.....1981  
 Rodney Stromberg.....1971  
 Jason Struble.....1994-95  
 Rob Stuart.....1999-01  
 Brian Stuckey.....1977  
 Craig Sudbury.....1987-90  
 John Summers.....1998  
 Garrison Sumner.....2023  
 Brett Sundberg.....2000, 2003  
 Sam Swenson.....1997-2001  
 Robert Swiler.....1961-63  
 Blaine Sylvester.....1956-58

**T**  
 Andrew Tam.....1976-77  
 Lou Tanselli.....1983  
 Seth Tartler.....2005  
 Thomas Tate.....1962-63  
 Cole Taylor.....2015-16  
 Cris Taylor.....1995-96  
 Edward Taylor.....1977-78  
 Lee Taylor.....1960  
 Ronald Taylor.....1959  
 Will Taylor.....2013  
 Jim Teahan.....1978, 1980-81  
 Joshua Tedeschi.....2016-19  
 Chris Tellez.....1986  
 Jeff Titmus.....1980  
 Matt Thelander.....1993  
 George Theodore.....1967-69  
 Mark Theodore.....1965-66  
 Ethan Thomas.....2024  
 Tanner Thomas.....2015-18  
 Ken Thompson.....1982, 84-85  
 Tyler Thompson.....2019-21  
 Gary Thornton.....1996-98  
 John Tolman.....1965-66  
 Rykker Tom.....2018-21  
 Russell Toronto.....1972-73  
 Gary Totland.....1957-59  
 Lucas Trinnaman.....2006-07  
 Tanner Tripp.....2012  
 Nate Truax.....1995-96  
 Chad Truby.....1997-98  
 Brian Trujillo.....2024  
 Mike Tummolo.....2006  
 Ryan Turpin.....1963

**U**  
 Dennis Udy.....1964-66  
 Wick Udy.....2002-03  
 Randy Upton.....1988

**V**  
 Rommel Valladeras.....1996-97  
 Steve Varechok.....1981-83  
 Matt Van Doren.....1993  
 Russell Van Vleet.....1964-65  
 Howard Van Woerkon.....1961  
 Bryson Van Sickle.....2022-24  
 David Varvel.....1964-66  
 Todd Vernon.....1982-83  
 Kenneth Vierra.....1958-60  
 Gary Vincent.....1974-76, 1978  
 Tony Vocca.....2012  
 Scott Vondette.....1978-79

**W**  
 Bob Waddell.....1981-82  
 Kai Wagner.....2023  
 Tyler Wagner.....2010-12  
 Jake Waldram.....2004-05  
 Elwood Walker.....1968  
 Devin Walker.....2008-10  
 Richard Walkingshaw.....1970-73  
 Carter Wall.....2024  
 Eric Wallace.....1998-99  
 Mark Wankier.....1990, 1994  
 Shane Warenski.....1992  
 Duncan Ward.....1959  
 Harold Warfle.....1960-61  
 Douglas Wasko.....1962-64  
 Mitch Watrous.....2012-15

David Watson.....2019-22  
 Andy Webster.....1993-94  
 Bruer Webster.....2023-24  
 Nate Weese.....1999-02  
 Thomas Weidner.....1969-71  
 Steve Weiser.....1981-82  
 John Welsh.....2004-07  
 Luke West.....2011-14  
 Michael Westfall, Jr.....2000-04  
 Clay Westmoreland.....2002-04  
 Chris Weyand.....1978-79  
 Jordan Whatcott.....2009-10  
 Donald White.....1956-58  
 Jack White.....1964-65  
 James Whiteley.....1967, 1969  
 Blake Whiting.....2022-23  
 Dean Whitworth.....1966  
 David Wiechman.....1970  
 Scott Wilberger.....1992  
 Brion Wilcox.....1961-62  
 Shane Wilde.....1994  
 Andrew Wilding.....2007-10  
 Brian Williams.....1980-81, 1984  
 Larry Williams.....1969  
 Mark Williamsen.....1980  
 Paul Wills.....1980  
 Cort Wilson.....2003-04  
 Kerry Winn.....1975, 1978-79  
 Joel Winters.....1979-80  
 TJ Wise.....2006-07  
 Ty Withee.....1998  
 Howard Woerkom.....1961  
 Geoff Wolfram.....2007-08  
 Mike Wood.....1998-99  
 Norman Wood.....1962  
 Ken Wooster.....1984-85  
 William Workman.....1959  
 Kevin Wright.....1983  
 Jason Wylie.....2001-02

**Y**  
 Tyler Yagi.....2009-10, 13-14  
 Kyle Yates.....2021  
 Charles Yegen.....1972  
 AJ Young.....2013-16  
 David Young.....1959  
 Mike Young.....1982-83

**Z**  
 Duane Zauner.....1977-78  
 Vinny Zavolta.....2021

INFORMATION

THIS IS UTAH

COACHES & STAFF

2024 IN REVIEW

HISTORY AND RECORDS