

UTAH BASKETBALL



MATCH UP

UTAH RUNNIN' UTES

15-7, 6-5 Pac-12

Head Coach: Craig Smith

Alma Mater: North Dakota '96

Record at Utah: 43-42 (3rd Season)

Overall Record (DI): 196-121 (10th Season)



VS



#8/8 ARIZONA WILDCATS

17-5, 8-3 PAC-12

Tommy Lloyd : Head Coach

Whitman '97 : Alma Mater

78-16 (3rd Season) : Record at UA

78-16 (3rd Season) : Overall Record

GAME INFORMATION

SERIES HISTORY

Overall.....Utah Trails 39-32

Current Streak.....Utah Lost 2

Last 10.....Utah Trails 7-3

In Pac-12.....Utah Trails 18-4

In Tucson.....Utah Trails 24-8

In Salt Lake City.....Utah Leads 23-12

In Huntsman Center.....Tied 11-11

In Neutral Games.....Utah Trails 3-1

Last Meeting.....Arizona, 92-73

Smith vs. Arizona.....1-4

ARENA INFO - JON M. HUNTSMAN CENTER

Location.....Salt Lake City, UT

Capacity.....15,000

TELEVISION - PAC-12 NETWORKS

Play-By-Play.....Roxy Bernstein

Analyst.....Matt Muehlebach

Producer.....Michael Molinari

Live-Stream....Pac-12.com/Pac-12 NOW App

RADIO - ESPN 700

Play-by-Play.....Bill Riley

Analyst.....Sean Mooney

Online.....Tuneln.com [Free]

SiriusXM.....Channel 373

LIVE STATS

www.utah.statbroadcast.com [public]

TICKETS

www.UtahTickets.com

801-581-UTIX (8849)

MEDIA CONTACT

MBB Contact.....John Vu

E-Mail.....jvu@huntsman.utah.edu

Cell.....714-728-9163

Twitter.....@Vuuster

Address.....1825 E. South Campus Dr.

Salt Lake City, UT 84112-0900

UTAH GAME NOTES

The Utah men's basketball team will kick off the first of four games inside the Jon M. Huntsman Center this Thursday, Feb. 8, when it welcomes in #8/8 Arizona for a 6 p.m. (MT) tip-off. Roxy Bernstein will have the call alongside former Wildcat Matt Muehlebach as Utah looks to remain undefeated at home on Pac-12 Networks.

IN THE RANKINGS

Through games on Feb. 4, here's where the Runnin' Utes rank as a team and individually heading into their game vs. #8/8 Arizona.






| CATEGORY | NCAA RANK | PAC-12 RANK | VALUE |
|------------------|-----------|-------------|-------|
| DREB Per Game | 18th | 2nd | 28.86 |
| Assists Per Game | 19th | 3rd | 17.2 |
| Assist/TO Ratio | 41st | 2nd | 1.47 |
| 3FG% | 46th | 4th | .368 |
| Effective FG% | 50th | 4th | .544 |

| PLAYER | CATEGORY | NCAA RANK | PAC-12 RANK | VALUE |
|--------------|----------------|-----------|-------------|-------|
| Deivon Smith | Triple-Doubles | T4th | T1st | 1 |
| Gabe Madsen | 3FG% | 23rd | 2nd | .420 |

CARLSON APPROACHING SCHOOL RECORD

Among the numerous school records that Branden Carlson will be cemented in the record book for, his first opportunity to take over the leaderboard will be in the blocks category where he currently sits in second after passing Luke Nevill (205; 2005-09) at the Arizona State game for his 205th and 206th career block. He currently sits at 218 career blocks and needs just two more blocks to pass David Foster (219; 2006-07, 09-11) and become the program's all-time leader in blocks.

LAST GAME STARTERS

| | | | | |
|--|---|---|---|--|
|  |  |  |  |  |
| #2 COLE BAJEMA GR - GUARD | #5 DEIVON SMITH SR - GUARD | #13 KEBA KEITA SO - CENTER | #35 BRANDEN CARLSON 5TH - CENTER | #55 GABE MADSEN SR. - GUARD |
| MIN 25.8 | MIN 23.0 | MIN 16.5 | MIN 29.1 | MIN 31.3 |
| PPG 9.2 | PPG 10.8 | PPG 9.8 | PPG 16.7 | PPG 12.6 |
| FG% .430 | FG% .453 | FG% .650 | FG% .471 | FG% .468 |
| 3FG% .402 | 3FG% .433 | 3FG% .000 | 3FG% .348 | 3FG% .423 |

2023-24 SCHEDULE

| Date | OPPONENT | TV | Time/Result |
|---------------------------------------|---------------------------------|---------------------|-------------|
| Nov. 1 | Westminster [Exh] | -- | W, 84-61 |
| Nov. 7 | Eastern Washington | Pac-12 Mountain | W, 101-66 |
| Nov. 10 | UC Riverside | Pac-12 Mountain | W, 82-53 |
| Nov. 16 | vs. Wake Forest ⁽¹⁾ | ESPNU | W, 77-70 |
| Nov. 17 | vs. #6/6 Houston ⁽¹⁾ | ESPN2 | L, 76-66 |
| Nov. 19 | St. John's ⁽¹⁾ | ESPN | L, 91-82 |
| Nov. 27 | at Saint Mary's | ESPNU | W, 78-71 |
| Nov. 30 | vs. Hawaii ⁽²⁾ | Pac-12 Networks | W, 79-66 |
| Dec. 5 | Southern Utah | Pac-12 Networks | W, 88-86 |
| Dec. 9 | #14/13 BYU | Pac-12 Networks | W, 73-69 |
| Dec. 16 | Utah Valley | Pac-12 Networks | W, 76-62 |
| Dec. 20 | Bellarmine | Pac-12 Networks | W, 85-43 |
| Dec. 29 | Washington State* | Pac-12 Networks | W, 80-58 |
| Dec. 31 | Washington* | Pac-12 Networks | W, 95-90 |
| Jan. 4 | at Arizona State* | ESPN2 | L, 82-70 |
| Jan. 6 | at #10/10 Arizona* | Pac-12 Networks | L, 92-73 |
| Jan. 11 | UCLA* | ESPN2 | W, 90-44 |
| Jan. 14 | at Stanford* | Pac-12 Networks | L, 79-73 |
| Jan. 18 | Oregon State* | ESPNU | W, 74-47 |
| Jan. 21 | Oregon* | ESPN | W, 80-77 |
| Jan. 24 | at Washington State* | Pac-12 Networks | L, 79-57 |
| Jan. 27 | at Washington* | ESPN2 | L, 98-73 |
| Feb. 3 | Colorado* | Pac-12 Networks | W, 73-68 |
| Feb. 8 | #8/8 Arizona* | Pac-12 Networks | 6 p.m. |
| Feb. 10 | Arizona State* | ESPN2 | 6 p.m. |
| Feb. 15 | at USC* | FS1 | 9 p.m. |
| Feb. 18 | at UCLA* | FS1 | 5 p.m. |
| Feb. 24 | at Colorado* | Pac-12 Networks | 7 p.m. |
| Feb. 29 | Stanford* | Pac-12 Networks | 6:30 p.m. |
| March 2 | California* | Pac-12 Networks | 7 p.m. |
| March 7 | at Oregon State* | ESPN2/U | 9 p.m. |
| March 9 | at Oregon | Pac-12 Networks | 5 p.m. |
| --PAC-12 TOURNAMENT ⁽³⁾ -- | | | |
| March 13 | First Round | Pac-12 Networks | TBD |
| March 14 | Quarterfinals | Pac-12 Networks/FS1 | TBD |
| March 15 | Semifinals | Pac-12 Networks/FS1 | TBD |
| March 16 | Championship Game | FOX | 7 p.m. |
| --NCAA TOURNAMENT-- | | | |
| March 21-24 | 1st & 2nd Rounds | TBS/CBS/TNT/truTV | TBD |
| March 28-31 | Sweet 16 & Elite 8 | TBS/CBS/TNT/truTV | TBD |
| April 6 | Final Four | CBS/TBS | TBD |
| April 8 | National Championship | CBS | TBD |

Home Games in **Bold** | All Times **MOUNTAIN**

* - Pac-12 Conference Game

1 - Charleston Classic (TD Arena - Charleston, S.C.)

2 - Delta Arena (Salt Lake City, Utah)

3 - T-Mobile Arena (Las Vegas, Nev.)

2023-24 PAC-12 STANDING

| | CONFERENCE | | | OVERALL | | |
|-------------------------|------------|--------------|-------------|--------------|------------|--------------|
| Thru games on 02/04/24 | W-L | PCT | W-L | PCT | L10 | STRK |
| #8/8 Arizona | 8-3 | 0.727 | 17-5 | 0.773 | 7-3 | Won 3 |
| #RV/-- Washington State | 7-4 | 0.636 | 16-6 | 0.727 | 7-3 | Won 3 |
| Oregon | 7-4 | 0.636 | 15-7 | 0.682 | 6-4 | Lost 1 |
| Colorado | 6-5 | 0.545 | 15-7 | 0.682 | 5-5 | Lost 2 |
| Utah | 6-5 | 0.545 | 15-7 | 0.682 | 5-5 | Won 1 |
| Stanford | 6-5 | 0.545 | 11-10 | 0.524 | 6-4 | Lost 1 |
| UCLA | 6-5 | 0.545 | 11-11 | 0.500 | 5-5 | Won 3 |
| Arizona State | 5-6 | 0.455 | 11-11 | 0.500 | 4-6 | Lost 4 |
| California | 5-6 | 0.455 | 9-13 | 0.409 | 5-5 | Won 1 |
| Washington | 4-7 | 0.364 | 12-10 | 0.545 | 4-6 | Lost 1 |
| Oregon State | 3-8 | 0.273 | 11-11 | 0.500 | 3-7 | Lost 2 |
| USC | 3-8 | 0.273 | 9-13 | 0.409 | 3-7 | Won 1 |

ALL-TIME RESULTS VS. ARIZONA

[Pac-12 Only]

| DATE | W/L | SCORE | LOCATION |
|------------|-----|------------------|----------------|
| 01/19/2012 | L | 51-77 [P12] | Salt Lake City |
| 02/11/2012 | L | 61-70 [P12] | Tucson, Ariz. |
| 01/5/2013 | L | 57-60 [P12] | Tucson, Ariz. |
| 2/17/2013 | L | 64-68 [P12] | Salt Lake City |
| 01/16/2014 | L | 56-65 [P12] | Tucson, Ariz. |
| 02/19/2014 | L | 63-67 (OT) [P12] | Salt Lake City |
| 03/13/2014 | L | 39-71 [P12T] | Las Vegas |
| 01/17/2015 | L | 51-69 [P12] | Tucson, Ariz. |
| 02/28/2015 | L | 57-63 [P12] | Salt Lake City |
| 02/27/2016 | W | 70-64 [P12] | Salt Lake City |
| 01/05/2017 | L | 56-66 [P12] | Tucson, Ariz. |
| 01/04/2018 | L | 82-94 [P12] | Salt Lake City |
| 01/27/2018 | L | 73-74 [P12] | Tucson, Ariz. |
| 01/05/2019 | L | 81-84 (OT) [P12] | Tucson, Ariz. |
| 02/14/2019 | W | 83-76 [P12] | Salt Lake City |
| 01/16/2020 | L | 77-93 [P12] | Tucson, Ariz. |
| 02/04/2021 | W | 73-58 [P12] | Salt Lake City |
| 01/15/2022 | L | 64-82 [P12] | Tucson, Ariz. |
| 02/24/2022 | L | 77-97 [P12] | Salt Lake City |
| 12/02/2022 | W | 81-66 [P12] | Salt Lake City |
| 02/16/2023 | L | 62-88 [P12] | Tucson, Ariz. |
| 01/06/2024 | L | 73-92 [P12] | Tucson, Ariz. |

HOME COURT ADVANTAGE

Heading into this week's league match-ups, Utah, Colorado (12-0) and Arizona (12-0) are all undefeated at home this season. The Utes will have their 12-0 record inside the Jon M. Huntsman Center tested once again this Thursday and Saturday with #8/8 Arizona and Arizona State coming into town.

The 12-0 mark at home for Utah is the best record at home since going 16-0 at home in 2014-15. This year's squad could tie the 2014-15 team with just four home games remaining in the regular-season.

UTES VS. AP RANKED TEAMS

This Season vs. AP Ranked Opp: 1-2 (.333)

Last Win vs. AP Ranked Opp: #14 BYU 73-69 (12/9/23)

Last Win vs. AP Ranked Opp (Home): #14 BYU 73-69 (12/9/23)

All-Time vs. AP Ranked Opp: 70-162 (.302)

All-Time vs. AP Ranked Opp (Home): 40-44 (.476)

All-Time vs. #8 AP Ranked Opp: 2-8 (.200)

UTES ALL-TIME VS. #8 RANKED TEAMS

Heading into this Thursday's match-up against Arizona, Utah is 2-8 all-time against No. 8 AP ranked opponents. Of those games, Utah is 2-1 all-time at home against No. 8 AP ranked opponents.

| DATE | OPPONENT | LOCATION | RESULT |
|----------|----------------|----------|---------------|
| 3/15/49 | San Francisco | Neutral | L, 64-63 |
| 2/27/60 | Utah State | Home | W, 77-75 |
| 3/17/60 | Marquette | Neutral | L, 83-63 |
| 12/28/74 | North Carolina | Neutral | L, 94-91 |
| 2/14/75 | Arizona State | Away | L, 96-90 |
| 3/3/84 | UTEP | Home | L, 55-54 |
| 3/13/86 | North Carolina | Neutral | L, 84-72 |
| 12/3/14 | Wichita State | Home | W, 69-68 (OT) |
| 3/12/16 | Oregon | Neutral | L, 88-57 |
| 2/16/23 | Arizona | Away | L, 88-62 |

SLC UP FIRST

Since Utah and Colorado joined the league to make the Pac-12, Utah has hosted the Buffs to start the season series six times. The Utes are now 6-1 in those seasons where Utah hosted the first game of the in-season series with the lone loss coming in 2020-21.

2012-13: 1-1

2014-15: 2-0

2016-17: 2-0

2018-19: 1-1

2020-21: 1-1*

2022-23: 1-1

2023-24: 1-0

*Utah lost at home and won on the road that year

ROAD WOES

Utah has struggled on the road in Pac-12 play this season and have now lost nine-straight conference games spanning into last season with four more road games remaining on the

schedule. Since joining the Pac-12, Utah has had four losing streaks of 10 or more on the road in league play.

| STREAK | YEARS | START (TEAM) | END (TEAM) |
|--------|------------|------------------|----------------|
| 12 | 2011-13 | 12/31/2011 (COL) | 1/19/13 (WAS) |
| 11 | 2020-21 | 1/12/20 (COL) | 1/21/21 (WSU) |
| 11 | 2021-22 | 2/13/21 (STAN) | 2/17/22 (STAN) |
| 10 | 2013-14 | 2/6/13 (OSU) | 2/13/14 (USC) |
| 9 | 2023-Pres. | 1/28/23 (ORE) | TBD |

FROM THE TOP

Utah center Branden Carlson is 1-of-3 players who are listed at least 7-foot tall with 30-plus made 3-pointers this season.

| NAME | SCHOOL | GP | 3FM | 3FGA | 3FG% | AVG |
|----------------------|--------|----|-----|------|------|------|
| Branden Carlson | Utah | 21 | 33 | 96 | .344 | 16.1 |
| Carlton Linguard Jr. | UTSA | 22 | 33 | 95 | .347 | 10.4 |
| Jason Spurgin | BGSU | 22 | 30 | 75 | .400 | 11.4 |

WHAT CAN SMITH DO FOR YOU?

Through games on Feb. 4, Deivon Smith is 1-of-51 players in the NCAA to register 50-plus assists since the start of the new year and is tied for 31st with 54 assists.

HOUSE RULES

Utah is 12-0 at home this season and has played considerable better with the Runnin' Ute faithful on hand compared to when its been on the road.

| CATEGORY | HOME | AWAY |
|------------------------|-------|-------|
| Record | 12-0 | 1-5 |
| Avg. Margin of Victory | +19.5 | -12.8 |
| Points Per Game | 83.1 | 70.7 |
| FG% | .499 | .431 |
| 3FG% | .388 | .327 |

STATS EDIT

After reviewing the tape, Utah's Deivon Smith finished the game with 24 points, 11 rebounds and 8 assists against Oregon - giving him his fifth-career double-double and second as a Ute.



TOP OF THE MOUNTAIN

Utah center Branden Carlson has left his cemented himself not only on the Hill, but in the Conference of Champions as well. The 7-footer is the only men's basketball player in conference history to eclipse 1,500 points (1,617), 700 rebounds (740), 200 blocks (218) and 100 assists (156) in a career.

BC NAMED TOP-10 FINALIST

Branden Carlson of Utah men's basketball was named a top-10 finalist for the Kareem Abdul-Jabbar Award the Naismith Basketball Hall of Fame announced on Friday, Feb. 2.

This marks the first time Carlson has been named a top-10 finalist. He was named to the preseason watch-list back-to-back season. This also serves as the second-straight year the Pac-12 has had a player named to the top-10 list for the center

| | | |
|---|---|-------|
|  |  | |
| 78.4 | SCORING OFFENSE | 89.0 |
| 71.2 | SCORING DEFENSE | 72.0 |
| +7.2 | SCORING MARGIN | +17.0 |
| .473 | FIELD GOAL % | .490 |
| .368 | 3FG% | .365 |
| .353 | 3FG% DEFENSE | .347 |
| 38.9 | REBOUNDS PER GAME | 43.2 |
| +2.8 | REBOUND MARGIN | +12.1 |
| 17.2 | ASSISTS PER GAME | 19.0 |
| 11.7 | TURNOVERS PER GAME | 12.3 |
| -0.47 | TURNOVER MARGIN | +2.0 |
| 1.5 | ASSISTS/TO RATIO | 1.5 |
| 6.4 | STEALS PER GAME | 8.8 |
| 4.5 | BLOCKS PER GAME | 3.4 |

2023-24 PAC-12 PRESEASON MEDIA POLL

| RK. | TEAM (1ST PLACE VOTES) | POINTS |
|-----|------------------------|--------|
| 1. | Arizona (18) | 303 |
| 2. | UCLA (4) | 264 |
| 3. | USC (4) | 249 |
| 4. | Oregon | 228 |
| 5. | Colorado | 210 |
| 6. | Arizona State | 148 |
| 7. | Utah | 139 |
| 8. | Stanford | 131 |
| 9. | Washington | 108 |
| 10. | Washington State | 94 |
| 11. | California | 67 |
| 12. | Oregon State | 42 |

PAC-12 PRESEASON ALL-CONFERENCE TEAMS

FIRST TEAM

| Name | Yr. | Pos. | School |
|------------------|-------|------|------------|
| Oumar Ballo | R-Sr. | C | Arizona |
| Adem Bona | So. | F/C | UCLA |
| Keion Brooks Jr. | Gr. | F | Washington |
| Branden Carlson | 5th | C | Utah |
| Isaiah Collier | Fr. | G | USC |
| N'Faly Dante | Sr. | C | Oregon |
| Tristan da Silva | 5th | G | USC |
| Boogie Ellis | 5th | G | USC |
| Spencer Jones | 5th | F | Stanford |
| KJ Simpson | Jr. | G | Colorado |

SECOND TEAM

| Name | Yr. | Pos. | School |
|---------------|-----|------|--------------|
| Fardaws Aimaq | 6th | F | California |
| Kylan Boswell | So. | G | Arizona |
| Kobe Johnson | Jr. | G | USC |
| Caleb Love | Sr. | G | Arizona |
| Jordan Pope | So. | G | Oregon State |

HONORABLE MENTION

| Name | Yr. | Pos. | School |
|---------------|-----|------|----------|
| Kwame Evans | Jr. | Fr. | F Oregon |
| Pelle Larson | Sr. | G | Arizona |
| Aday Mara | Fr. | C | UCLA |
| Cody Williams | Fr. | F | Colorado |

of the year award.

The Runnin' Utes program has ties to the Kareem Abdul-Jabbar Center of the Year Award in its 10-year existence with former great big man and first-round NBA draft pick Jakob Poeltl garnering the award back in 2016 before being selected ninth-overall by the Toronto Raptors.

PNW BLUES

Utah had a tough road trip in the PNW and was swept on the road for just the third time in the Pac-12 Era. The Utes were swept on the road back in 2013-14 and most recently in 2021-22.

SMITH NAME PAC-12 PLAYER OF THE WEEK

Deivon Smith was named the Pac-12 Player of the Week after leading the Runnin' Utes to just their third sweep ever of the Oregon schools this past weekend in the Pac-12 Era while averaging 19.0 points, 7.5 rebounds, and 8.0 assists.

This is the first weekly honor for Smith and the third one this season for Utah – which marks just the third time the Utes have had three or more weekly award winners in a single-season (2015-16: 4 / 2019-20: 3). Additionally, this is the fourth time that the Utes have had multiple players earn player of the week honors.

In just his second start as a Ute, Smith helped Utah cruise past Oregon State as the team's floor general posting 14 points on 4 rebounds with 8 assists on 6-for-11 shooting. He then followed up with a terrific ballgame against Oregon and was just shy of a triple-double scoring a career-high 24 points on 11 rebounds with 8 dimes to help the Utes record just its third victory over the Ducks since joining the league in 2011-12. Smith also shot .517 from the field and .444 from beyond the arch for Utah on the weekend.

His half court heave at the end of the first-half against the Ducks also ended up at No. 9 on SportsCenter's #SCTop10 Plays that circulated Sunday night and Monday morning.

LAST 5 GAMES

In the last five games, the Runnin' Utes have four players averaging in double-figures led by Deivon Smith - who is averaging 15.8 points, 6.0 rebounds and 6.2 assists while shooting .525 from the floor and .429 from 3-point range. Branden Carlson is averaging 12.6 points and 4.8 rebounds with a .436 shooting clip. Gabe Madsen checks in averaging 10.6 points and 3.8 rebounds with a .413 shooting clip. Keba Keita is averaging 10.0 points and 7.2 rebounds while shooting .618 from the floor with 7 blocks.

DEIVON SMITH, THE FIFTH OF HIS NAME

Deivon Smith made quick work of his first-career start as a Runnin' Ute against Stanford and recorded his first-career triple-double with 16 points, 10 rebounds and 11 assists. The 6-1 guard became just the fifth Ute to achieve the feat and the first player in the Pac-12 to do so this season. In total, Smith's triple-double is just the 33rd time it's

2023-24 PAC-12

PLAYER OF THE WEEK

| | | | |
|----------------|------------------------|---------------|----------------|
| Nov. 13 | Kylan Boswell | Guard | Arizona |
| Nov. 20 | Branden Carlson | Center | Utah |
| Nov. 27 | Fardaws Aimaq | Forward | California |
| Dec. 4 | Boogie Ellis | Guard | USC |
| Dec. 11 | Tristan da Silva | Forward | Colorado |
| Dec. 18 | Sahvir Wheeler | Guard | Washington |
| Dec. 26 | Oumar Ballow | Center | Arizona |
| Jan. 2 | Branden Carlson | Center | Utah |
| Jan. 8 | Caleb Love | Guard | Arizona |
| Jan. 15 | Isaac Jones | Forward | Washington St. |
| Jan. 22 | Deivon Smith | Guard | Utah |
| Jan. 29 | Jordan Pope | Guard | Oregon State |
| Feb. 5 | Dylan Andrews | Guard | UCLA |
| Feb. 12 | | | |
| Feb. 19 | | | |
| Feb. 26 | | | |
| March 5 | | | |

2023-24 PAC-12

FRESHMAN OF THE WEEK

| | | | |
|---------|-------------------|---------|----------------|
| Nov. 13 | Isaiah Collier | Guard | USC |
| Nov. 20 | Isaiah Collier | Guard | USC |
| Nov. 27 | Sebastian Mack | Guard | UCLA |
| Dec. 4 | Myles Rice | Guard | Washington St. |
| Dec. 11 | Myles Rice | Guard | Washington St. |
| Dec. 18 | Andrej Stojakovic | Guard | Stanford |
| Dec. 26 | Sebastian Mack | Guard | UCLA |
| Jan. 2 | Kanaan Carlyle | Guard | Stanford |
| Jan. 8 | Isaiah Collier | Guard | USC |
| Jan. 15 | Myles Rice | Guard | Washington St. |
| Jan. 22 | Cody Williams | Forward | Colorado |
| Jan. 29 | Myles Rice | Guard | Washington St. |
| Feb. 5 | Myles Rice | Guard | Washington St. |
| Feb. 12 | | | |
| Feb. 19 | | | |
| Feb. 26 | | | |
| March 5 | | | |

UTAH MEN'S BASKETBALL ALL-TIME SCORING LEADERS

| RK | PLAYER (YEARS) | GP | PTS | AVG |
|-----|-------------------------------------|------------|--------------|-------------|
| 1. | Keith Van Horn (1993-97) | 122 | 2,542 | 20.8 |
| 2. | Billy McGill (1959-62) | 86 | 2,321 | 27.0 |
| 3. | Josh Grant (1988-93) | 131 | 2,000 | 15.3 |
| 4. | Luke Nevill (2005-09) | 125 | 1,898 | 15.2 |
| 5. | Mike Newlin (1968-71) | 80 | 1,849 | 23.1 |
| 6. | Luther "Ticky" Burden (1972-75) | 80 | 1,790 | 22.4 |
| 7. | Jeff Judkins (1974-78) | 108 | 1,740 | 16.1 |
| 8. | Danny Vranes (1977-81) | 111 | 1,701 | 15.3 |
| 9. | Tom Chambers (1977-81) | 116 | 1,698 | 14.6 |
| 10. | Mitch Smith (1985-89) | 123 | 1,628 | 13.2 |
| 11. | Nick Jacobson (2000-04) | 127 | 1,618 | 12.7 |
| 11. | Andre Miller (1995-99) | 134 | 1,618 | 12.1 |
| 13. | Branden Carlson (2019-Pres.) | 131 | 1,617 | 12.3 |
| 14. | Jordan Loveridge (2012-16) | 129 | 1,568 | 12.2 |
| 15. | Glen Smith (1949-52) | 98 | 1,531 | 15.6 |
| 16. | Michael Doleac (1994-98) | 131 | 1,519 | 11.6 |
| 17. | Manny Hendrix (1982-86) | 123 | 1,493 | 12.1 |
| 18. | Hanno Möttölä (1996-2000) | 120 | 1,492 | 12.4 |
| 19. | Buster Matheny (1974-75) | 111 | 1,485 | 13.4 |
| 20. | Mervin Jackson (1965-68) | 83 | 1,458 | 17.6 |
| 21. | Jerry Chambers (1964-66) | 57 | 1,400 | 24.6 |
| 22. | Timmy Allen (2018-21) | 85 | 1,323 | 15.6 |
| 23. | Johnnie Bryant (2005-08) | 92 | 1,301 | 14.1 |
| 24. | Ken Gardner (1968-71) | 79 | 1,291 | 16.3 |
| 25. | Alex Jensen (1994-2000) | 133 | 1,279 | 9.6 |
| 26. | Branden Taylor (2012-16) | 133 | 1,270 | 9.5 |
| 27. | Kevlin Upshaw (1983-86) | 84 | 1,229 | 14.6 |
| 28. | Greg Deane (1975-79) | 113 | 1,212 | 10.7 |
| 29. | Jimmy Soto (1989-93) | 130 | 1,153 | 8.9 |
| 30. | Art Bunte (1954-56) | 54 | 1,152 | 20.6 |
| 31. | George Fisher (1963-66) | 79 | 1,134 | 14.4 |
| 32. | Charles Menatti (1972-76) | 109 | 1,130 | 10.4 |
| 33. | Andrew Bogut (2003-05) | 68 | 1,126 | 16.5 |
| 34. | Sedrick Barefield (2016-19) | 87 | 1,121 | 12.9 |
| 35. | Shaun Green (2005-09) | 126 | 1,118 | 8.9 |
| 36. | Byron Wilson (1990-93) | 98 | 1,087 | 11.1 |
| 37. | Jashon Washburn (2009-13) | 123 | 1,073 | 8.7 |
| 38. | Britton Johnsen (1997-98, 2000-03) | 109 | 1,051 | 9.6 |
| 39. | Delon Wright (2013-15) | 68 | 1,022 | 15.0 |
| 40. | Angelo Robinson (1980-84) | 119 | 1,020 | 8.6 |
| 41. | Pace Mannion (1979-83) | 116 | 1,018 | 8.8 |

occurred in the Conference of Champions since 1985. Of the 33 times it's happened in the Pac-12, Smith's triple-double against Stanford was the 16th time a player has done it in a conference game. Through games on Jan. 14, Smith's triple-double was just the 21st time a Division I player had achieved that stat line and just the ninth time it's been done against a Power Conference opponent this season.

HOME IN JANUARY

Utah finished January with a 3-0 record at home after defeating Oregon State (74-47) and Oregon (80-77) to go undefeated at home in the month of January for the 15th time since 1990. Utah closes out the month on the road at Washington on Saturday, Jan. 27.

| SEASON | AT HOME | OVERALL |
|-----------|---------|---------|
| 2023-24 | 3-0 | 3-5 |
| 2014-15 | 5-0 | 6-2 |
| 2008-09 | 5-0 | 6-2 |
| 2004-05 | 5-0 | 8-0 |
| 2003-04 | 5-0 | 6-2 |
| 2002-03 | 4-0 | 6-1 |
| 2001-02 | 4-0 | 7-0 |
| 2000-01 | 4-0 | 4-3 |
| 1999-2000 | 4-0 | 7-1 |
| 1998-99 | 4-0 | 6-0 |
| 1997-98 | 4-0 | 7-0 |
| 1996-97 | 3-0 | 7-0 |
| 1994-95 | 4-0 | 7-2 |
| 1992-93 | 4-0 | 8-1 |
| 1990-91 | 4-0 | 9-0 |

NO MORE TROUBLE WITH THE FIRS

After defeating Oregon at home on Jan. 21, Utah picked up just its third win over the Ducks since joining the Pac-12 and snapped an 11-game losing skid. Utah's only other win at home against Oregon came on March 9, 2013, on senior day inside the Jon M. Huntsman Center.

TOP WINS

Through games on Feb. 4, Utah is 7-7 in quad 1 and quad 2 games. Arizona (8-4), Washington State (7-5), Arizona State (6-6) and Colorado (6-7) are the only other Pac-12 teams with at least 6 combined wins between quad 1 and quad 2 games.

DOUBLE-DOUBLES

After further review of the tape, Utah guard Deivon Smith finished with 11 points and 11 rebounds to join Branden Carlson on the double-double list for the game vs. UCLA. It is the second-time this season the Utes have had two players record a double-double in the same game.

This is the eighth season dating back to the 1996-97 season that Utah has had multiple games where it had two players record a double-double in a single-game per Stats Perform.

2023-24

Southern Utah

Rollie Worster – 12 points & 11 assists
Ben Carlson – 15 points & 10 rebounds

UCLA

Branden Carlson – 12 points & 14 rebounds
Deivon Smith – 11 points & 11 assists

Oregon State

Keba Keita – 18 points & 15 rebounds
Branden – 17 points & 10 rebounds

2022-23

Washington

Marco Anthony – 13 points & 10 rebounds
Rollie Worster – 11 points & 10 assists

Oregon State

Marco Anthony – 14 points & 12 rebounds
Branden Carlson – 27 points & 11 rebounds

2019-20

Stanford

Riley Battin – 11 points & 10 rebounds
Branden Carlson – 15 points & 10 rebounds

Mississippi Valley State

Both Gach – 12 points, 10 rebounds & 10 assists
Rylan Jones – 10 points, 10 rebounds & 11 assists

2015-16

California

Jordan Loveridge – 12 points & 10 rebounds
Jakob Poeltl – 29 points & 11 rebounds

Washington

Kyle Kuzma – 11 points & 10 rebounds
Jakob Poeltl – 29 points & 10 rebounds

Idaho State

Kyle Kuzma – 17 points & 11 rebounds
Jakob Poeltl – 19 points & 11 rebounds

Southern Utah

Kyle Kuzma – 23 points & 12 rebounds
Jakob Poeltl – 26 points & 11 rebounds

2013-14

Fresno State

Jordan Loveridge – 13 points & 11 rebounds
Delon Wright – 23 points & 12 assists

Evergreen State

Ahmad Fields – 11 points & 10 rebounds
Jordan Loveridge – 24 points & 13 rebounds
Delon Wright – 17 points & 10 rebounds

1998-99

New Mexico

Andre Miller – 14 points & 11 assists
Hanno Möttölä – 20 points & 10 rebounds

Fresno State

Alex Jensen – 16 points, 11 rebounds & 10 assists
Andre Miller – 17 points & 14 assists

ALL-TIME GAMES PLAYED

| RK | PLAYER | YEARS | GAMES PLAYED |
|-----|------------------------|-------------------|--------------|
| 1. | Andre Miller | 1995-99 | 134 |
| | Drew Hanson | 1994-98 | 134 |
| 3. | Branden Taylor | 2012-16 | 133 |
| | Alex Jensen | 1994-95, 97-00 | 133 |
| 5. | Branden Carlson | 2019-Pres. | 131 |
| | Michael Doleac | 1994-98 | 131 |
| | Josh Grant | 1988-93 | 131 |
| 8. | Jimmy Soto | 1989-93 | 130 |
| 9. | Jordan Loveridge | 2012-16 | 129 |
| 10. | Bryant Markson | 2002-06 | 128 |

ALL-TIME FIELD-GOALS MADE

| RK | PLAYER | YEARS | FG MADE |
|-----|------------------------|-------------------|------------|
| 1. | Billy McGill | 1959-62 | 915 |
| 2. | Keith Van Horn | 1993-97 | 891 |
| 3. | Luther Burden | 1972-75 | 734 |
| 4. | Josh Grant | 1988-93 | 727 |
| 5. | Jeff Judkins | 1974-78 | 695 |
| 6. | Tom Chambers | 1977-81 | 691 |
| 7. | Luke Nevill | 2005-09 | 689 |
| 8. | Danny Vranes | 1977-81 | 639 |
| 9. | Mike Newlin | 1968-71 | 633 |
| 10. | Branden Carlson | 2019-Pres. | 625 |

ALL-TIME OFFENSIVE REBOUNDS

| RK | PLAYER | YEARS | OREB |
|----|------------------------|-------------------|------------|
| 1. | Josh Grant | 1988-93 | 337 |
| 2. | Alex Jensen | 1994-95, 97-00 | 329 |
| 3. | Michael Doleac | 1994-98 | 288 |
| 4. | Luke Nevill | 2005-09 | 271 |
| 5. | Mitch Smith | 1985-89 | 260 |
| 6. | Andrew Bogut | 2004-05 | 236 |
| 7. | Keith Van Horn | 1993-97 | 235 |
| 8. | Branden Carlson | 2019-Pres. | 201 |
| 9. | Jakob Poeltl | 2014-16 | 194 |
| | Andre Miller | 1995-99 | 189 |

ALL-TIME DEFENSIVE REBOUNDS

| RK | PLAYER | YEARS | DREB |
|-----|------------------------|-------------------|------------|
| 1. | Keith Van Horn | 1993-97 | 839 |
| 2. | Josh Grant | 1988-93 | 729 |
| 3. | Luke Nevill | 2005-09 | 672 |
| 4. | Michael Doleac | 1994-98 | 598 |
| 5. | Alex Jensen | 1994-95, 97-00 | 567 |
| 6. | Jordan Loveridge | 2012-16 | 555 |
| 7. | Mitch Smith | 1985-89 | 549 |
| 8. | Branden Carlson | 2019-Pres. | 539 |
| 9. | Andrew Bogut | 2004-05 | 517 |
| 10. | Shaun Green | 2005-09 | 479 |

1997-98

Arizona

Michael Doleac – 16 points & 11 rebounds
 Alex Jensen – 11 points & 10 rebounds
 Andre Miller – 18 points, 14 rebounds & 13 assists

Cal State Fullerton

Michael Doleac – 12 points & rebounds
 Alex Jensen – 12 points & 16 rebounds
 Hanno Mottola – 12 points & 11 rebounds

1996-97

TCU

Andre Miller – 13 points & 10 assists
 Keith Van Horn – 37 points & 15 rebounds

UW - Milwaukee

Michael Doleac – 16 points & 10 rebounds
 Keith Van Horn – 22 points & 13 rebounds

Azusa Pacific

Michael Doleac – 12 points & 12 rebounds
 Keith Van Horn – 14 points & 10 rebounds

HOME COOKIN'

Through games on Feb. 4, Utah is just 1-of-24 programs that are 12-0 or better this season at home. Meanwhile, its 12-game win-streak at home is tied with Purdue, Dayton, Arizona, Colorado and Wake Forest for the 15th highest streak at home in the NCAA.

14-0: Samford

13-0: High Point, Iowa State, Ole Miss

12-0: Arizona, Colorado, Drake, Houston, Kansas, UConn, Virginia, Wake Forest

LEAVING HIS MARK

As Branden Carlson inches closer towards becoming the program leader in blocks, he's also cemented himself in Pac-12 Conference history, currently tied at No. 7 all-time.

| RK | PLAYER | SCHOOL | YEARS | BLKS |
|-----|------------------------|---------------|-------------------|------------|
| 1. | Jordan Bachynski | Arizona State | 2011-14 | 314 |
| 2. | Anthony Cook | Arizona | 1986-89 | 278 |
| 3. | Channing Frye | Arizona | 2002-05 | 258 |
| 4. | Taj Gibson | USC | 2007-09 | 253 |
| 5. | Jordan Bell | Oregon | 2015-17 | 233 |
| 6. | Davis Kravish | California | 2012-15 | 226 |
| 7. | Branden Carlson | Utah | 2019-Pres. | 218 |
| 8. | Kylor Kelley | Oregon State | 2018-20 | 211 |
| 9. | Michael Stewart | California | 1994-97 | 207 |
| 10. | Wesley Gordon | Colorado | 2014-17 | 204 |

IN THE CLUB

Thru games on Feb. 4, Utah's Branden Carlson is 1-of-27 active Division I players with a minimum of 1,500 career points and 700 career rebounds. He is just 1-of-2 active player from the Pac-12 on the list and just 1-of-4 Runnin' Utes to achieve that feat since 1996-97 according to Stats Perform.

ALL-TIME BLOCKS

| RK | PLAYER | YEARS | BLOCKS |
|----|------------------------|-------------------|------------|
| 1. | David Foster | 2006-07, 09-11 | 219 |
| 2. | Branden Carlson | 2019-Pres. | 218 |
| 3. | Luke Nevill | 2005-09 | 205 |
| 4. | Mitch Smith | 1985-89 | 157 |
| 5. | Jason Washburn | 2009-13 | 155 |
| 6. | Keith Van Horn | 1992-97 | 126 |
| | Michael Doleac | 1994-98 | 124 |
| 8. | Jakob Poeltl | 2014-16 | 119 |
| 9. | Andrew Bogut | 2003-05 | 109 |
| | Josh Grant | 1988-93 | 109 |

ALL-TIME ASSISTS

| RK | PLAYER | YEARS | ASSISTS |
|-----|-----------------------|-------------------|------------|
| 1. | Jeff Jonas | 1973-77 | 778 |
| 2. | Andre Miller | 1995-99 | 721 |
| 3. | Scott Martin | 1977-81 | 603 |
| 4. | Pace Mannion | 1979-83 | 535 |
| 5. | Brandon Taylor | 2012-16 | 428 |
| 6. | Manny Hendrix | 1982-86 | 409 |
| 7. | Jimmy Soto | 1989-93 | 392 |
| 8. | Josh Grant | 1988-93 | 387 |
| 9. | Gale Gondrezick | 1984-88 | 382 |
| 10. | Luka Drca | 2006-10 | 362 |
| -- | Rollie Worster | 2021-Pres. | 333 |

ALL-TIME ASSISTS AVERAGE

| RK | PLAYER | YEARS | (ASTS-GMS) | AVG |
|-----|-----------------------|-------------------|-----------------|------------|
| 1. | Jeff Jonas | 1973-77 | (778-109) | 7.1 |
| 2. | Andre Miller | 1995-99 | (721-134) | 5.4 |
| 3. | Scott Martin | 1977-81 | (603-113) | 5.3 |
| 4. | Delon Wright | 2013-15 | (352-68) | 5.2 |
| 5. | Pace Mannion | 1979-83 | (535-116) | 4.6 |
| 6. | Rollie Worster | 2021-Pres. | (333-77) | 4.3 |
| 7. | Rylan Jones | 2019-21 | (193-45) | 4.3 |
| 8. | Josh Watkins | 2010-12 | (186-47) | 4.0 |
| 9. | Kelvin Upshaw | 1983-86 | (321-84) | 3.8 |
| 10. | Tyrone Tate | 1990-92 | (244-69) | 3.5 |
| | Gale Gondrezick | 1984-88 | (382-110) | 3.5 |

ALL-TIME 3FG MADE

| RK | PLAYER | YEARS | 3FGM |
|-----|--------------------|-------------------|------------|
| 1. | Nick Jacobson | 2000-04 | 287 |
| 2. | Johnnie Bryan | 2005-08 | 245 |
| 3. | Brandon Taylor | 2012-16 | 244 |
| 4. | Shaun Green | 2005-09 | 235 |
| 5. | Jordan Loveridge | 2012-16 | 223 |
| 6. | Keith Van Horn | 1993-97 | 206 |
| 7. | Phil Dixon | 1989-94 | 185 |
| 8. | Sedrick Barefield | 2016-19 | 183 |
| 9. | Gabe Madsen | 2021-Pres. | 168 |
| 10. | Josh Grant | 1988-93 | 153 |
| | Phil Cullen | 1998-02 | 153 |

Luke Nevill (2005-09): 1,898 points – 943 rebounds
Branden Carlson (2019-Pres): 1,617 points – 740 rebounds
Jordan Loveridge (2012-16): 1,568 points – 700 rebounds
Andrew Bogut (2003-05): 1,126 points – 753 rebounds

DOWN GOES THE BRUINS

Utah's 46-point lopsided win over UCLA left some historical notes...

- Was the largest margin of victory vs. UCLA all-time; the previous high was 32 points back on Jan. 4, 2015, (71-39).
- Was the largest margin of victory in league play since joining the Pac-12; previous high was 42 against Arizona State back on Feb. 26, 2015 (83-41).
- Was the largest margin of victory against a conference opponent since defeating San Diego State 86-38 back on Feb. 11, 1999.
- Was the second-largest margin of defeat for UCLA; trailing the 48-point loss against at Stanford (109-61) dubbed the "Maples Massacre" on Jan. 9, 1997.
- Utah held UCLA under 45 points for just the sixth-time since the 1980-81 season Stats Perform; the last time UCLA was held under 45 points in a game was coincidentally vs. #10 Utah back on Jan. 4, 2015, 71-39.

TOP FLIGHT

Per the NCAA, Branden Carlson is just 1-of-30 players with multiple 20-plus points in a half thru games on Jan. 2 this season. Of those 30 players, only 10 hail from a power conference while 14 have at scored 20-plus points in the second half twice this season. However, Carlson is the only player to do so against two power conference opponents (20 vs. Wake Forest & 27 vs. Washington) in the second half.

CARLSON IN THE NCAA

Through games on Feb. 4, here's how Branden Carlson's career numbers stack up against other active players in the NCAA.

Blocked Shots: 7th in DI & 12th among DI/II/III (218 blocks)

Blocks Per Game: 24th in DI (1.66 blocks per Game)

Field Goals Made: 38th in DI (625 FGm)

Rebounds: 53rd in DI & 104th among DI/II/III (740 rebounds)

Career Points: 68th in DI & 120th among DI/II/III (1,617 points)

CARLSON NAMED POW ONCE MORE

Utah's Branden Carlson was named Pac-12 Player of the Week for the second time this season after averaging 26.5 points, 7.5 rebounds, 6.0 assists and 2.5 blocks while shooting .526 from the field and .545 from 3-point range (6 3FGm) last weekend. His two performances helped lead the Utes to a 2-0 start in league play with a sweep of the Washington schools.

This is the third player of the week honor for Carlson and the fourth weekly award in his career after earning a freshman player of the week back in 2019-20. This is the fifth time since joining the league that the Utes have had multiple player of the week honorees in a single-season while this marks the 16th time a Ute has been named player

of week. Carlson is also just the third Runnin' Utes to earn multiple player of the week honors in the same season, joining Timmy Allen (2x, 2019-20) and Jakob Poeltl (4x, 2015-16).

The South Jordan native opened the weekend with 19 points, 8 rebounds, 5 assists and 5 blocks against Washington State as Utah hammered the Cougs in the second half for the 80-58 victory. Carlson then dominated the second-half to help Utah come back from a 15-point deficit thanks to his 27-point second-half. He would finish the game with a career-high 34 points with 7 rebounds and 7 assists – which was also a career-high.

CARLSON FLEXES

After his second 30-plus point performance of the season with a 34-piece against Washington, Utah center Branden Carlson became just the fourth Runnin' Ute since 1996-97 according to Stats Perform to have multiple 30-plus point games in a single-season and joins a legendary group of Utes. Carlson joins Keith Van Horn as the on other "center" in the group as a listed center while Andrew Bogut was listed as a forward.

Branden Carlson: 2023-24 (2 games)

Sedrick Barefield: 2018-19 (2 games)

Andrew Bogut: 2004-05 (2 games)

Keith Van Horn: 1996-97 (5 games)

MAD(SEN) WORLD

Utah guard Gabe Madsen is enjoying a solid season so far, averaging 13.0 points, 4.1 rebounds, 2.2 assists and 1.6 steals with a deadly .475 shooting clip – including a .420 clip from beyond the arc. The Rochester, Minn., native has led the team in scoring six times this season – including a career-high 29 points against then #6/6 Houston at the Charleston Classic where he drained a career-high eight 3-pointers – which was good for second-most in program history.

LEAGUE OF HIS OWN

Per Stats Perform, Branden Carlson is the only 7-footer since 1996-97 to record 30-plus points with 7 rebounds and 7 assists. Meanwhile, Carlson is just 1-of-2 listed centers since then to record the same stat line. The only other listed center to do the same since then was Adonal Foyle of Colgate vs. Bowling Green on Dec. 6, 1996, with 31 points 17 rebounds and 7 assists.

STATE 48 NOT SO GREAT

Since joining the Pac-12, Utah has had a tough time on the road against the Arizona schools. The Runnin' Utes have been swept seven times – including the last three season after being swept in 2023-24. Of the 12 times on the road against the two desert teams, Utah has only managed to split the weekend four times (2016-19, 2014-15) with the win each time coming against the Sun Devils.

MAYHEM IN THE MOUNTAINS

Since Utah and Colorado joined the Conference of Champions, the mountain schools have now swept the Washington schools at home five times (2023-24, 2019-20, 2016-17, 2015-16, 2013-14). Utah also swept the mountain schools at home for the sixth-time since joining the league (2023-24, 2020-21, 2019-20, 2016-17, 2015-16, 2013-14) with its win over UW.

HOME PAC-12 OPENERS

In the 13 seasons since joining the Pac-12, Utah has only opened conference play at home five times – including this weekend. In those instances, this season is just the third time the Utes have hosted a pair of games at home to open league play.

2013-14: 1-1 vs. UO/OSU

2014-15: 2-0 vs. USC/UCLA

2016-17: 1-0 vs. CU

2020-21: 1-0 vs. UW (COVID-19 Season)

2023-24: 2-0 vs. WSU / UW

BOLD denotes win

BIG WINS OVER WAZZU

With its 80-58 win over Washington State, the Runnin' Utes have now defeated the Cougars by 20-plus points on nine different occasions in program history – five of which have occurred in the Pac-12 Era. The 22-point victory was third for the third-most in the Pac-12 Era and tied for the sixth-largest margin of victory all-time against Washington State.

Pac-12 Era

41 – Feb. 14, 2016 in SLC (88-47)

41 – Jan. 18, 2017 in Pullman (88-47)

22 – Dec. 29, 2023 in SLC (80-58)

22 – Jan. 21, 2015 in SLC (86-64)

21 – Jan. 21, 2016 in Pullman (92-71)

Non-Pac-12 Era

35 – Dec. 17, 1955 in SLC (91-56)

31 – Dec. 19, 1963 in SLC (102-71)

24 – Dec. 16, 2000 in SLC (87-63)

22 – Dec. 23, 1957 in SLC (70-48)

BIG MAN DISH

After dishing out a career-high 5 assists in Utah's Pac-12 opener against Washington State, Branden Carlson became the first 7-footer for Utah since Jakob Poeltl (1/21/16 at WSU) to record 5 dimes in a game.

He then followed up with a career-high 7 assists and points (34) against Washington to help Utah complete the sweep for the Washington schools on opening weekend of Pac-12 play. Per Stats Perform, Carlson is also the only 7-footer to record at least 30 points, 7 rebounds and 7 assists in a game dating back to 1996-97. He's joined by Xavier Johnson (SIU), Xaivian Lee (Princeton) and Noah Reynolds as the only players to do so this season.

SECURITY!

Utah committed just 5 turnovers in its 80-58 victory over Washington State in its Pac-12 opener – which was the lowest number of turnovers this season. Per Stats Perform, it is just the 12th time dating back to the 1996-97 season that Utah has committed 5 or less turnovers in a game – two of which have occurred under head coach Craig Smith (2/3/22 vs. Oregon State). Of the 12 instances, Utah has committed 5 turnovers in nine of those games.

Dec. 29, 2017 – 3 turnovers at Oregon (W, 66-56)

Jan. 21, 2015 – 4 turnovers vs. Washington State (W, 86-64)

Dec. 28, 1998 – 4 turnovers vs. Wake Forest (W, 63-45)

HOME SWEET HOME

The Runnin' Utes went undefeated (6-0) at home during the non-conference season for the first time since 2019-20 when they went 5-0 at home inside the Jon M. Huntsman Center.

2023-24: 6-0

2019-20: 5-0

2017-18: 6-0

2015-16: 8-0

2014-15: 8-0

2013-14: 11-0

Additionally, the Utah women's basketball team also went undefeated at home (6-0), marking the first time both men's and women's programs went undefeated at home since 2017-18 when the men went 6-0 and the women went 7-0. Dating back to the 1999-00 season, other seasons where both teams went undefeated in non-con play includes: 2015-16, 2003-04 and 2002-03.

NON-CONFERENCE RECORDS

With non-conference play all wrapped up, the Utes posted a 9-2 record on the year with a 1-1 mark against AP Ranked teams while also having played four Power 6 Teams. The nine wins in non-conference play was the most since going 9-3 in 2019-20. Below is a breakdown of Utah's non-conference record during the Pac-12 era.

| SEASON | RECORD | | P6 TEAMS PLAYED | VS. RANKED |
|----------|--------|---|--------------------|------------|
| | W | L | | |
| 2023-24 | 9 | 2 | 4 | 1-1 |
| 2022-23 | 7 | 4 | 4 | 0-1 |
| 2021-22 | 7 | 3 | 3 | 0-1 |
| 2020-21* | 3 | 1 | -- | -- |
| 2019-20 | 9 | 3 | 3 | 1-1 |
| 2018-19 | 6 | 6 | 3 | 0-2 |
| 2017-18 | 8 | 3 | 3 | -- |
| 2016-17 | 9 | 3 | 2 | 0-1 |
| 2015-16 | 11 | 2 | 3 | 1-0 |
| 2014-15 | 10 | 2 | 1 | 1-2 |
| 2013-14 | 11 | 1 | 0 | -- |
| 2012-13 | 8 | 3 | 0 | -- |
| 2011-12 | 3 | 9 | 0 | -- |

*Shortened COVID-19 Season

IN THE NET

Latest NET Rankings for the Pac-12 through games on Feb. 4.

| | NET | | AVG OPP | | | |
|------------------|-----------|-----------|------------|------------|------------|------------|
| | RANK | NET RANK | Q1 | Q2 | Q3 | Q4 |
| Arizona | 4 | 9 | 6-3 | 2-1 | 5-1 | 4-0 |
| Colorado | 29 | 43 | 1-4 | 5-3 | 2-0 | 7-0 |
| Utah | 34 | 15 | 4-5 | 3-2 | 3-0 | 5-0 |
| Washington State | 40 | 72 | 4-3 | 3-2 | 1-1 | 8-0 |
| Oregon | 57 | 37 | 2-4 | 2-2 | 7-1 | 4-0 |
| Washington | 73 | 11 | 2-5 | 3-5 | 3-0 | 4-0 |
| USC | 97 | 24 | 0-6 | 2-4 | 3-2 | 4-1 |
| Stanford | 100 | 51 | 1-2 | 4-3 | 2-5 | 4-0 |
| California | 123 | 32 | 1-5 | 3-3 | 4-2 | 1-3 |
| UCLA | 124 | 61 | 0-6 | 4-1 | 1-3 | 5-1 |
| Arizona State | 135 | 20 | 1-5 | 5-1 | 2-5 | 3-0 |
| Oregon State | 169 | 35 | 1-5 | 0-4 | 5-2 | 4-0 |

AGAINST THE ODDS

Per Stats Perform, there have been 10 instances in the Pac-12 Era where a team has allowed opponents to record 24 offensive rebounds and have still managed to secure the victory. Of those 10 games, four have won by 20-plus points and only two of those games have occurred in league play.

| DATE | TEAM | OPP | OREBS | MARGIN OF |
|----------|----------|------------------|---------|-----------|
| | | | ALLOWED | VICTORY |
| 12/14/16 | #2 UCLA | UCSB | 24 | 40 |
| 1/5/20 | WASH | USC | 24 | 32 |
| 11/6/18 | #14 ORE | Portland State | 25 | 27 |
| 12/29/23 | #RV Utah | Washington State | 24 | 22 |

ONE OF ONE

Utah's game vs. Bellarmine was the first meeting ever between the two programs and served as the only team this season the Utes have never played before. With the win over the Knights, the Utes are 9-1 against first-time opponents in the Craig Smith Era.

2021-22: 3-0

2022-23: 5-1

2023-24: 1-0

GOING STREAKING

Utah's eight-game winning-streak was tied for the second-largest streak since joining the Pac-12. The six-game winning-streak during non-con play is the most since winning six-straight in 2014-15 and 2013-14 back-to-back years.

2023-24: 8 games (mixed [6 non-con])

2022-23: 5 games (mixed)

2021-22: 5 games (non-con)

2019-20: 5 games (non-con)

2017-18: 5 games (Pac-12)

2015-16: 5 (Pac-12) / 9 (Pac-12 + Pac-12 Tournament)

2014-15: 6 (non-con) / 7 (mixed) / 5 (Pac-12)

2013-14: 6 (non-con) / 5 (non-con)

AGAINST THE EVERGREEN STATE

Since joining the Pac-12 in 2011-12, Utah battled both Washington State and Washington on the same weekend at home 11 times while holding an impressive 18-4 record. The only years where the Utes didn't sweep the Washington schools at home were in 2018-19 and 2011-12 when they split the weekend with the Cougars and Huskies. Both wins those two years came against WSU.

UTES HAND TDS THEIR FIRST LOSS

Utah took care of business at home on Dec. 9 when it took down then-No. 14/13 BYU in front of a sold-out crowd inside the Jon M. Huntsman Center. The Runnin' Utes led for 38:41 minutes of the game and had a lead as high as 16 points in the second half. Despite leading for nearly the entire game, it didn't come easily as the visiting Cougars cut the lead down to one possession with less than a minute to go but a resilient Utah team prevailed as the clock struck zero to solidify the 73-69 victory over rival BYU. Gabe Madsen led all players with 17 points and 4 rebounds on 5-of-9 shooting from 3-point range while Utah native Branden Carlson added 15 points on 8 rebounds. Keba Keita continues to be on a tear off the bench since returning to the line-up, posting 10 points with 6 rebounds on 5-of-6 shooting in just 13:34 minutes of action. Meanwhile, floor general Rollie Worster padded the stat sheet once again with 7 points, 6 rebounds and 8 assists to go with 2 steals.

UTAH ALL-TIME VS. #14 AP RANKED OPPONENTS

Utah's match-up against BYU was the 23rd game against a No. 14 AP ranked opponent. The Utes are 5-7 all-time when playing the No. 14 team in the nation at home, 1-7 on the road and 1-2 on a neutral court after its win over #14/13 BYU.

| DATE | OPPONENT | H/A/N | RESULT |
|---------------|---------------|---------|-----------|
| Jan. 27, 1950 | Wyoming | HOME | L, 42-35 |
| Dec. 30, 1950 | Wyoming | NEUTRAL | L, 55-42 |
| Feb. 6, 1953 | California | HOME | L, 62-61 |
| Feb. 7, 1953 | California | HOME | W, 62-58 |
| Jan. 29, 1954 | California | AWAY | L, 70-59 |
| Jan. 30, 1954 | California | AWAY | L, 95-63 |
| Jan. 20, 1956 | Oklahoma City | HOME | W, 60-58 |
| Jan. 15, 1972 | BYU | HOME | L, 67-61 |
| Jan. 28, 1978 | New Mexico | AWAY | L, 113-89 |
| Feb. 9, 1980 | BYU | HOME | L, 83-82 |
| Dec. 17, 1982 | Houston | NEUTRAL | L, 82-57 |
| Dec. 16, 1983 | Oregon State | AWAY | L, 62-49 |
| Jan. 29, 1986 | Notre Dame | AWAY | L, 94-64 |
| Dec. 12, 1992 | Arizona | AWAY | L, 78-64 |
| Dec. 9, 1993 | Arizona | HOME | L, 88-81 |
| Dec. 21, 1996 | Texas | HOME | W, 80-68 |
| March 7, 1997 | New Mexico | NEUTRAL | W, 72-70 |
| Feb. 1, 1998 | New Mexico | AWAY | L, 77-74 |
| Nov. 19, 1999 | Kentucky | AWAY | W, 56-48 |
| Dec. 22, 1999 | Texas | HOME | W, 79-73 |
| March 3, 2010 | BYU | HOME | L, 71-51 |
| Jan. 4, 2018 | Arizona | HOME | L, 94-82 |
| Dec. 9, 2023 | BYU | HOME | W, 73-69 |

WORSTER APPROACHING 1K

Through 16 games this season, Utah guard Rollie Worster has scored 159 points – which brings his career total to 888 points. The Missoula, Mont., product just needs 112 more points to reach 1000 career points at the Division I level.

| YEAR | SCHOOL | POINTS |
|--------------|------------|-------------------|
| 2020-21 | Utah State | 236 |
| 2021-22 | Utah | 234 |
| 2022-23 | Utah | 259 |
| 2023-24 | Utah | 159 |
| TOTAL | | 888 Points |

LIGHT THE U!

The Utah men's and women's basketball program had a great non-conference season with the men going 9-2 while the women went 10-2. There have been 7 other instances since 1999-00 that both programs have at least garnered 9 wins in non-conference play in the same season.

| SEASON | MEN'S RECORD | WOMEN'S RECORD |
|---------|--------------|----------------|
| 2023-24 | 9-2 | 10-2 |
| 2016-17 | 9-3 | 11-0 |
| 2007-08 | 9-4 | 11-3 |
| 2004-05 | 12-3 | 11-4 |
| 2002-03 | 12-3 | 10-3 |
| 2000-01 | 9-6 | 11-2 |
| 1999-00 | 11-3 | 9-4 |

AGAINST A RANKED BYU

After the rivalry game, Utah is 5-12 all-time when playing against an AP ranked BYU squad and 1-3 when the Cougars have been ranked No. 14 in the AP Poll. The Utes are also 4-6 all-time when playing against a ranked BYU team at home – its first since Feb. 27, 1993, when the Utes defeated a 23rd-ranked BYU team 89-23.

| DATE | H/A/N | RANK | RESULT |
|---------------|-------|------|-----------|
| Feb. 16, 1951 | HOME | 12 | L, 73-60 |
| Feb. 17, 1951 | AWAY | 12 | W, 54-49 |
| March 2, 1951 | HOME | 11 | W, 67-58 |
| March 3, 1951 | AWAY | 11 | L, 69-50 |
| Jan. 15, 1972 | HOME | 14 | L, 67-61 |
| Feb. 19, 1972 | AWAY | 11 | L, 79-66 |
| Jan. 12, 1980 | AWAY | 17 | L, 89-72 |
| Feb. 9, 1980 | HOME | 14 | L, 83-82 |
| Jan. 31, 1981 | HOME | 15 | W, 60-56 |
| March 7, 1981 | AWAY | 18 | L, 95-76 |
| Feb. 4, 1988 | AWAY | 3 | L, 82-64 |
| Feb. 27, 1988 | HOME | 11 | W, 62-60 |
| Feb. 27, 1993 | HOME | 23 | W, 89-83 |
| Jan. 30, 2010 | AWAY | 12 | L, 82-69 |
| March 3, 2010 | HOME | 14 | L, 71-51 |
| Jan. 11, 2011 | HOME | 11 | L, 104-79 |
| Feb. 12, 2011 | AWAY | 7 | L, 72-59 |
| Nov. 27, 2021 | HOME | 18 | L, 75-64 |
| Dec. 9, 2023 | HOME | 14 | W, 73-69 |

BIG BEN

Making his first start of the season, Ben Carlson showed up in a big way for the Utes. The 6-9 forward recorded his first-career double-double with 15 points and 10 rebounds on 6-of-8 shooting with 2 assists and a steal vs. Southern Utah. The 15 points was a new career-high for the Woodbury, Minn., product while his 10 rebounds was just one shy of tying his career-high.

VETERANS FOR 20

Gabe Madsen's 20 second-half points against Washington State was the second time this season a Ute has score 20 points in a half since Branden Carlson's 20-point second half performance against Wake Forest at the Charleston Classic opener. Madsen's 20-point second-half was also the first time a Runnin' Ute had 20 points in a in Pac-12 play since Carlson posted 21 points in the first half against Wazzu last season.

Carlson followed up against Washington with 27 second-half points to give him a new career-high 34 points at the end of the game. The 7-footer closed the night shooting 14-of-23 from the field (3-5 3FGM) with 7 rebounds and a career-high 7 assists as well.

DOUBLE-TROUBLE

Through games on Feb. 4, Utah floor generals Rollie Worster and Deivon Smith are just 1-of-15 guards in the country to average at least 9.5 points, 4.0 rebounds and 5.0 assists.

TAMED HUSKY

After another sluggish latter portion to the first half, the Utah men's basketball team rebounded in the second half for the second game in a row after dropping 60 points in the second frame against Washington to complete the sweep of the Washington schools at home for the eighth time since joining the Pac-12. Utah's 15-point deficit was erased thanks to big man Branden Carlson, who scored 27 of his career-high 34 points in the second half while also posting 7 rebounds and a career-high 7 assists. The 7-footer was dominant in the second half, scoring 19 of Utah's 28 points in the final 9:31 minutes of play.

Gabe Madsen picked up his first-career double-double with 11 points and a career-high 11 rebounds. Utah's point guard duo of Rollie Worster and Deivon Smith were both all over the stat sheet with Worster posting 14 points on 6 rebounds with 5 assists and 2 steals while Smith had 9 points, 7 rebounds and 6 assists. Cole Bajema, who played against his former team, added 11 points with a trio of triples.

DECEMBER TO REMEMBER

Utah has now gone undefeated in the month of December seven times in program history dating back to 1908-09 after it defeated Washington at home 95-90 to complete the perfect month.

| SEASON | CONFERENCE | WINS |
|---------|------------|------|
| 2023-24 | Pac-12 | 6 |
| 1997-98 | WAC | 6 |
| 1994-95 | WAC | 7 |
| 1943-44 | SKYLINE | 3 |
| 1939-40 | SKYLINE | 7 |
| 1937-38 | SKYLINE | 9 |
| 1909-10 | STATE | 3 |

CRAIG SMITH ERA AT HOME

In the third year of the Craig Smith Era, the Runnin' Utes are 17-2 at home in non-conference play after defeating Bellarmine to close out non-con action. Dating back to last season, Utah has won nine-straight home non-conference games.

ALL BRUIN'D OUT

The Utah men's basketball team completely dominated UCLA at home, handing the Bruins their second-worst defeat in program history with a 90-44 throttling inside the Jon M. Huntsman Center. With the game in favor of Utah 33-27 at the 18:12 mark in the second half, Utah opened up a 49-6 blitzkrieg against the Bruins that lasted 13:03 minutes despite UCLA calling three separate timeouts during that stretch. Branden Carlson and Deivon Smith both finished with double-doubles as well while Utah had five players reach double-figures. Carlson finished with 12 points and a career-high 14 rebounds while Smith dished out a career-high 11 dimes to go with 11 points. His 14 rebounds were the most against a conference opponent since Tyler Rawson had 15 against Washington State on Feb. 17, 2018. The win snapped a seven-game losing skid against the Bruins for Utah and its first win since 2019.

LAST TIME OUT

Utah got back on the win column last Saturday when it fended off a late rallying Colorado team for the 73-68 victory and extended its undefeated home winning-streak to 12-0. The back-and-forth game had nine lead changes with eight ties before Utah held the Buffs to just 1-for-9 from the field to go on a 13-4 run midway through the second half. Colorado made a late push on the heels of KJ Simpson's 14-straight points but Utah sealed the game up at the foul line, knocking down 7-of-11 from the charity stripe to secure the win. Deivon Smith was an assist shy of another triple-double, scoring 17 points with 11 rebounds and 9 dimes. Gabe Madsen led the team in scoring with 21 points and 3 steals. Meanwhile, Utah outscored Colorado 21-7 in fast break points.

UP NEXT

The Utes close out their three-game homestand with Arizona State on Saturday, Feb. 10, starting at 6 p.m. (MT) inside the Jon M. Huntsman Center with Roxy Bernstein once again on the call. He'll be joined by another former Wildcat in Corey Williams on ESPN2 as Utah hosts the Arizona/Arizona State for the last time as members of the Pac-12.

LOOKING AHEAD

Utah will look to put an end to its nine-game losing skid on the road the following week as it heads down to Southern California for a pair of games against USC (Jan. 15) and UCLA (Jan. 18). Both games against the Trojans and Bruins are slated to air on FSI.

RECEIVING VOTES

After defeating then-No. 14/13 BYU for its fourth-straight win the Utah men's basketball team began garnering votes in the AP Poll as well as receive points in the USA Today Coaches Poll for the fourth-straight week. The Runnin' Utes most recently received 82 votes between 22 voters in the latest release of the AP Poll on Jan. 1 with one voter listing Utah at #12 on their ballot.

The last time Utah received votes in the AP Poll was back in Week 5 and Week 6 of the 2022-23 season. The last time Utah received votes in the USA Today Coaches Poll occurred on Nov. 18, 2019, the first release of the poll that season while the last time Utah earned votes in the coaches poll back-to-back weeks occurred back in 2016-17 that was part of a 12-week stretch where the Utes received votes from 2015-16 and into 2016-17.

UTES IN AP POLL

2023-24

Dec. 11, 2023 - 25 votes
Dec. 18, 2023 - 37 votes
Dec. 26, 2023 - 45 votes
Jan. 1, 2024 - 82 votes
Jan. 8, 2024 - 2 votes
Jan. 15, 2024 - 3 votes
Jan. 22, 2024 - 20 votes

2022-23

Dec. 5, 2022 - 16 votes
Dec. 12, 2022 - 12 votes

2019-20

Nov. 11, 2019 - 14 votes

2016-17

Jan. 23, 2017 - 1 vote
Jan. 30, 2017 - 1 vote

2015-16

March 14, 2016 - #13 - 870 votes
March 7, 2016 - #12 - 898 votes
Feb. 29, 2016 - #13 - 751 votes
Feb. 22, 2016 - #22 - 253 votes
Feb. 15, 2016 - 75 votes
Feb. 8, 2016 - 3 votes
Feb. 1, 2016 - 33 votes
Jan. 25, 2016 - 5 votes
Jan. 18, 2016 - 3 votes
Jan. 11, 2016 - 10 votes
Jan. 4, 2016 - 3 votes
Dec. 28, 2015 - #21 - 224 votes
Dec. 21, 2015 - #24 - 107 votes
Dec. 14, 2015 - 7 votes
Dec. 7, 2015 - #25 - 108 votes
Nov. 30, 2015 - 72 votes
Nov. 23, 2015 - 95 votes

Nov. 16, 2015 - #16 - 514 votes

Nov. 2, 2015 - #16 - 449

CONSECUTIVE WEEKS IN USA TODAY COACHES POLL

2023-24

Jan. 22, 2024 - 10 votes
Jan. 2, 2024 - 25 votes
Dec. 26, 2023 - 7 votes
Dec. 18, 2023 - 7 votes
Dec. 11, 2023 - 3 votes
Dec. 4, 2023 - 5 votes

2016-17

Nov. 21, 2016 - 7 votes
Nov. 14, 2016 - 4 votes
Oct. 20, 2016 - 1 vote

2015-16

April 5, 2016 - #20 - 170 votes
March 13, 2016 - #14 - 379 votes
March 7, 2016 - #12 - 387 votes
Feb. 29, 2016 - #13 - 330 votes
Feb. 22, 2016 - #23 - 120 votes
Feb. 15, 2016 - 60 votes
Feb. 8, 2016 - 12 votes
Feb. 1, 2016 - 21 votes
Jan. 25, 2016 - 4 votes

TALL BALL

Through games on Jan. 30, Branden Carlson is just 1-of-3 players that are 7-0 or taller to average at least 16.5 points, 6.5 rebounds and 2.0 assists.

| PLR | SCHOOL | HT | RPG | APG | PPG |
|------------------------|-------------|------------|------------|------------|-------------|
| Hunter Dickinson | Kansas | 7-2 | 11.2 | 2.0 | 18.7 |
| Kyle Flipowski | Duke | 7-0 | 8.7 | 2.9 | 17.5 |
| Branden Carlson | Utah | 7-0 | 6.5 | 2.0 | 16.7 |

BIG WEEKEND IN CHARLESTON FOR CARLSON

Branden Carlson had a huge weekend at the Charleston Classic and was named to the all-tournament team when the dust settled. Carlson averaged 23.3 points, 6.7 rebounds and 1.7 blocks through three games in Charleston.

The South Jordan native opened tournament action with a career-high 31 points against Wake Forest to will the Runnin' Utes past the Demon Deacons 77-70. Carlson went 12-for-20 that night to close out the first day of action - including 4-for-7 from beyond the arc to go with 5 blocks. His 31 points ranked ninth-highest in the tournament's history. It also marked the first time a Ute has broken the 30-point threshold since Alfonso Plummer's unconscious shooting game against Oregon State in the Pac-12 Tournament. In the semifinal game against #6/6 Houston, Carlson tacked on 17 points and 8 rebounds with 2 steals - including a 7-for-10 effort from the charity stripe. He then posted a game-high 22 points with 8 rebounds against #RV/RV St. John's.

CARLSON TABBED PAC-12 POW

After a stellar weekend in Charleston averaging 23.3 points, 6.7 rebounds and 1.7 blocks, Utah's Branden Carlson was named the Pac-12 Player of the Week. He finished the tournament with 70 total points in three games - which ranked ninth-most in tournament history.

It also marked the second Pac-12 Player of the Week award for Carlson in his career and the third overall weekly honor ever after garnering player of the week last season and a freshman of the week award as well.

AGAINST THE HOUSTON DEFENSE

The Runnin' Utes gave then sixth-ranked Houston its best shot down to the final stretch before falling 76-66. The 66 points by Utah ties with Texas A&M for the fourth-most points given up by the stingy Houston defense all season.

Game 1 vs. ULM: 31 points allowed

Game 2 vs. Texas A&M CC: 50 points allowed

Game 3 vs. Stetson: 48 points allowed

Game 4 vs. Towson: 49 points allowed

Game 5 vs. Utah: 66 points allowed

Game 6 vs. Dayton: 55 points allowed

Game 7 vs. Montana: 44 points allowed

Game 8 at Xavier: 60 points allowed

Game 9 vs. Rice: 39 points allowed

Game 10: vs. Jackson State: 55 points allowed

Game 11 vs. #RV/RV Texas A&M: 66 points allowed

Game 12 vs. Texas State: 37 points allowed

Game 13 vs. Penn: 42 points allowed

Game 14 vs. West Virginia: 55 points allowed

Game 15 at #RV/RV Iowa State: 57 points allowed

Game 16 at #RV/RV TCU: 68 points allowed

Game 17 vs. #25/25 Texas Tech: 54 points allowed

Game 18 vs. UCF: 42 points allowed

Game 19 at #21/19 BYU: 68 Points allowed

Game 20 vs. #RV/RV Kansas State: 52 points allowed

Game 21 at #RV/RV Texas: 72 points allowed

Game 22 at #8/9 Kansas: 78 points allowed

MANIC MADSEN

Senior Gabe Madsen kept the Utes in the game all night against then #6/6 Houston, scoring a career-high 29 points on 8-of-15 shooting from beyond the year. His eight 3-pointers was also a new career-high and tied him with Johnnie Bryant for the second-most 3-pointers made in a single-game at Utah.

The Rochester, Minn., product finished the night with 29 points on 10-of-19 shooting with 6 rebounds, 2 assists and a steal while playing 38 minutes.

PAC-12 AT THE CHARLESTON CLASSIC

The Utes are the third Pac-12 team to compete in the Charleston Classic since its inception in 2008. Colorado was the first team to play in Charleston Classic back in 2012 and won the tournament title. The Trojans of USC also competed in the same tournament in 2014 but didn't have the same fate and ended the tournament with a 1-2 record.

As a conference, the Pac-12 is now 5-4 at the Charleston Classic after Utah finished the tournament 1-2.

CARLSON IN THE HOUSE

Branden Carlson had a statement game against Wake Forest, pouring on a career-high 31 point performance to become the first Ute to drop 30-plus points since Alfonso Plummer's infamous 35-point performance at the Pac-12 Tournament.

His 31-point performance was also just the fifth time in the Pac-12 Era that a Runnin' Ute has scored at least 30 points while shooting 60-percent from the field.

SMITH IN MTE'S

Heading into his third season at Utah, head coach Craig Smith has led the Runnin' Utes to the Sunshine Slam Championship his first year and led team to the title game last season at the Ft. Myers Tip-Off.

2021-22

Sunshine Slam

Daytona Beach, FL

- 1 – Defeated Bethune-Cookman 86-55
- 2 – Defeated Boston College 68-61
- 3 – Defeated Tulsa 72-58

2022-23

Ft. Myers Tip-Off

Ft. Myers, FL

- 1 – Defeated Georgia Tech 68-64
- 2 – Lost to #RV Mississippi State 52-49

2023-24

Charleston Classic

Charleston, SC

- 1 – Defeated Wake Forest 77-70
- 2 – Lost vs. #6/6 Houston 76-66
- 3 – Lost vs. #RV/RV St. John's 91-82

CRAIG SMITH AGAINST THE RANKED

After taking down #14/13 BYU, here's how Utah head coach Craig Smith has fared against the ranked since taking over the helm at Utah.

Overall: 2-11 (.154)

2024: 1-1 (.500)

2023: 1-4 (.200)

2022: 0-6 (.000)

DEFENSE FLEXES

Utah's defense opened its game against UC Riverside with suffocating defense and held the Highlanders to just 13 points in the first half - which is the fewest points allowed in a half in the Craig Smith Era.

The last time Utah a team to that low of a score in a half was when it held Arizona State to just 10 points on Feb. 25, 2016.

FRONT COURT MAKES PRESENCE KNOWN

Utah's front court had quite the game against UC Riverside with the corps of Branden Carlson, Lawson Lovering, Ben Carlson and Keba Keita combining for 55 points to outscore the Highlanders - who totaled 53 points.

Lawson nearly had a career-high but finished with a game-high 18 points and 7 rebounds on 7-of-11 shooting while Branden Carlson chipped in with 16 points and 6 rebounds on 5-of-8 shooting to go with a perfect 5-for-5 evening from the line. Ben Carlson added 11 points and 6 boards with no turnovers off the bench with Keita rounding this out with nearly another double-double, posting 10 points with 7 rebounds and two huge blocks.

In addition to their 55 points, the front four combined to shoot 60-percent (21-for-35) from the floor and also accounted for half of the team's rebounds with 26 boards between them.

SKYSCRAPERS

As of Monday, Nov. 13, Utah is the second-tallest team in the country according to KenPom with an average height of 79.4 and trails just Florida State (79.5).

Lawson Lovering - 7-1

Branden Carlson 7-0

Ben Carlson - 6-9

Keba Keita - 6-8

STANDING TALL

Utah is 1-of-11 teams in the country at the Division I level to have multiple 7-footers on its team while the Pac-12 has three times with multiple 7-footers. Colorado transfer Lawson Lovering stands at 7-1 while Branden Carlson checks in at 7-0.

Arizona - 4

Oregon State - 3

Duke - 2

Santa Clara - 2

Saint Joseph's - 2

St. Mary's - 2

Stony Brooke - 2

Syracuse - 2

Utah - 2

UTRGV - 2

Youngstown State - 2

RUNNIN' UTES SIGN A PAIR OF IN-STATE STALWARTS

Utah head men's basketball coach Craig Smith announced the signings of a couple local in-state stalwarts in Jaxon Johnson and David Katoa during the early signing period. Both Johnson and Katoa played on the same with Utah Prospects.

Johnson, who was highly-regarded four-star recruit according to ESPN, Rivals and On3, led Alta High School to the UHSAA 5A State Championship his junior year. The Hawks went 24-4 overall last season and was led by Johnson, who was named the 2023 5A MVP after averaging

16.5 points, 8.8 rebounds, 4.1 assists, 1.9 steals and 1.8 blocks per MaxPreps. His accomplishments last season also included all-region, all-state, all-tournament team and tournament MVP honors.

As a sophomore, the 6-8 forward led Alta HS to the quarterfinals of the state championships before finishing 19-7 overall while winning their region with a 10-2 mark. Johnson saw action in 26 games that season, averaging 13.6 points, 6.3 rebounds, 2.0 assists and 1.6 steals for the Hawks.

Johnson also helped his AAU team, Utah Prospects, to the Adidas National 3SSB Championship this past summer and scored 16 points in the title game to earn tournament MVP honors. Utah Prospects captured the 2023 tournament title after taking runner-up honors the previous year. Prior to joining the Runnin' Utes, Johnson will serve his mission for The Church of Jesus Christ of Latter-day Saints after graduation.

Katoa will join the Runnin' Utes next fall after graduating from Layton High School the spring of 2024. He spent most of his prep career playing for Utah Prep, formerly known as Real Salt Lake Basketball Academy (RSL Academy). The 6-4 guard is a four-star prospect according to ESPN and is a three-star recruit according to 247Sports, Rivals and On3. The Layton native is expected to return for his senior season this winter at LHS.

He saw action in seven games with Utah Prep before tearing his ACL last season. In that short span, Katoa averaged 13.3 points and 4.0 rebounds. As a sophomore, Katoa helped the team post a 20-8 overall record averaging 14.4 points, 6.3 rebounds, 2.8 assists, 2.6 steals and 2.0 blocks per MaxPreps. Katoa had a solid freshman season where he averaged 10.6 points, 2.4 rebounds, 1.5 assists and 1.6 steals with then RSL Academy.

Katoa is the youngest in a family of Division I athletes that starts with both his parents. His father was a tight end (1988-90) at BYU while his mother was a distance runner (1990) for the Cougars. Katoa's second oldest sister Mariah started her volleyball career at BYU (2011) before finishing her career at Weber State (2012-14). His sister Eliza was a member of the Utah volleyball team (2014-16) and beach volleyball squad (2017) while his brother Taylor was member of the USC football team (2017, 2020-22). In addition, his sister Lia competed in the throws events at Weber State (2022-23) for two seasons before transferring to BYU.

EXPERIENCE PLAYS

The 2023-24 edition of Utah men's basketball will be the most experienced among the teams that head coach Craig Smith has had entering a season since taking over at the helm.

**+/- 5 for minutes played due to some data rounding up/down for seconds*

• 2021-22

- 1,782 combined points
- 4,972 minutes played
- 225 games played

• 2022-23

- 1,792 combined points
- 4,861 minutes played
- 249 games played

• 2023-24

- 2,464 combined points
- 7,305 minutes played
- 334 games played

DEFENSE IMPROVEMENT

Per the Stat Train, Utah's 71 points per game allowed improvement from 2021-22 to 2022-23 was tied for the fifth-best among the Power 6 teams. The Utes held opponents to just 63.8 points per game last season compared to the 70.9 points per game in year one (2021-22).

KEITA FLASHES

Sophomore Keba Keita had a solid showing in the season-opener off the bench, recording his first-career double-double with 11 points and 11 rebounds off the bench against Eastern Washington. The 6-8 center gives the Utes a new dimension coming off the bench with his high motor and athleticism.

WORSTER WOWS

Utah floor general Rollie Worster set the tone early for Utah in its season-opener leading the team with 15 points, 5 rebounds, 8 assists and a career-high 6 steals. Worster continues to flirt with the triple-double after nearly missing out three other times late in the season last year. The biggest stat for Missoula, Mont., product was that he did everything while not committing a single turnover.

CARLSON JOINS RUNNIN' UTES ELITE IN 1000 POINTS CLUB

With 8:42 on the clock of the second half, Branden Carlson cemented his name into Runnin' Utes basketball lore when he became the 41st player to join the 1,000 points club at Stanford on Dec. 31, 2022. Since joining the Pac-12 (2011-12), Carlson is just the sixth Runnin' Ute to join the 1,000 points club.

| RK | PLAYER (YEARS) | GP | POINTS | AVG |
|----|-------------------------------------|------------|--------------|-------------|
| 1. | Jordan Loveridge (2012-16) | 129 | 1,568 | 12.2 |
| 2. | Timmy Allen (2018-21) | 85 | 1,323 | 15.6 |
| 3. | Brandon Taylor (2012-16) | 133 | 1,270 | 9.5 |
| 4. | Sedrick Barefield (2016-19) | 87 | 1,121 | 12.9 |
| 5. | Delon Wright (2013-15) | 68 | 1,022 | 15.0 |
| 6. | Branden Carlson (2019-Pres.) | 111 | 1,290 | 11.6 |

Utah's win over Colorado on Feb. 11 moved it to 17-9 overall and 10-5 in Pac-12 play. The 10 league victories compared to last season's four is the largest margin of increase year-over-year in conference play since Utah went from eight wins in 1993-94 to 15 wins in 1994-95.

CARLSON PRESEASON HONORS

Prior to the start of the 2023-24 campaign, Utah big man Branden Carlson was named a Preseason All-Pac-12 First-Team selection ahead of league's media day session. Carlson becomes the first Ute to earn preseason first-team honors back-to-back seasons.

The 7-0 center was also 1-of-20 players around the country named to the Kareem Abdul-Jabbar Award Watch List once again. Carlson was joined by three other players from the Conference of Champions in Aday Mara (UCLA), N'Faly Dante (Oregon) and Oumar Ballo (Arizona). Of the four, Mara was the lone player not named to the Preseason All-Pac-12 First-Team. However, the freshman did earn All-Pac-12 Honorable Mention accolades. The Pac-12, Big 10 and Big East lead the Power 6 leagues with four players each on the watch list while the SEC and Big 12 checking in with three players each.

CROWD WORK

Utah's game against then-No. 14/13 BYU at home drew 15,468 fans to the Jon M. Huntsman Center - which was the fourth-largest crowd in program history. That total was the eighth time in program history a game between the heated in-state rivals has landed in the top-16 top single-game attendance list. Utah is 12-4 all-time in these sellout games since the Jon M. Huntsman Center opened up in November of 1969.

| RANK | OPPONENT | DATE | ATTENDANCE | RESULT |
|------|----------------------------------|---------------------|---------------|-----------------|
| 1. | #23 BYU ^[1] | Feb. 27, 1993 | 15,755 | W, 89-83 |
| 2. | BYU | Jan. 8, 1994 | 15,713 | L, 64-62 |
| 3. | UTEP ^[1] | Feb. 21, 1981 | 15,683 | W, 69-59 |
| 4 | #14 BYU | Dec. 9, 2023 | 15,648 | W, 73-69 |
| 5. | BYU [1] | Jan. 12, 1974 | 15,644 | W, 104-86 |
| 6. | BYU [1] | Feb. 10, 1990 | 15,548 | W, 89-73 |
| 7. | #6 North Carolina ^[2] | March 19, 1981 | 15,536 | L, 61-56 |
| 8. | #9 Arizona ^[3] | Feb. 27, 2016 | 15,508 | W, 70-46 |
| 9. | Wyoming ^[1] | Feb. 22, 1992 | 15,494 | L, 70-57 |
| 10. | New Mexico ^[1] | Feb. 3, 1996 | 15,451 | W, 74-58 |
| 11. | BYU ^[1] | March 4, 1995 | 15,447 | W, 87-79 |
| 12. | BYU ^[1] | March 7, 1992 | 15,429 | L, 87-73 |
| 13. | BYU ^[1] | Feb. 16, 1991 | 15,426 | W, 81-74 |
| 14. | New Mexico ^[1] | Feb. 1, 1992 | 15,414 | W, 61-54 |
| 15. | Wyoming | Jan. 17, 1998 | 15,410 | W, 75-58 |
| 16. | San Diego State ^[1] | Feb. 17, 1996 | 15,375 | W, 88-74 |

[1] - WAC Game

[2] - NCAA Tournament Game

[3] - Pac-12 Game

PAC-12 OPENERS

After sweeping the Washington schools last week to open Pac-12 Conference play, Utah is 14-9 all-time in conference opening game(s). The last and final season of the Conference of Championships saw Utah square off against Washington State for the first time ever to start a season and just the second time it has opened league play with a school from the Evergreen State.

Head coach Craig Smith is 12-7 all-time in conference opening game(s) at the Division I level and 10-2 at home in conference opening game(s) after the sweep of the Washington schools.

| SEASON | RECORD | RESULTS |
|---------|--------|--|
| 2023-24 | 2-0 | Won vs. Washington State, 80-58 Won vs. Washington 95-90 |
| 2022-23 | 2-0 | Won vs. #4 Arizona 81-66 Won at Washington State 67-65 (OT) |
| 2021-22 | 1-1 | Lost at #20 USC 93-73 Won vs. Cal 66-58 |
| 2020-21 | 1-0 | Won vs. Washington 76-62 -- |
| 2019-20 | 1-1 | Won vs. Oregon State 81-69 Lost vs. #4 Oregon 69-64 |
| 2018-19 | 1-1 | Won at Arizona State 96-86 Lost at Arizona 84-81 (OT) |
| 2017-18 | 2-0 | Won at Oregon 66-56 Won at Oregon State 66-64 |
| 2016-17 | 1-0 | Won vs. Colorado 76-60 |
| 2015-16 | 0-2 | Lost at Stanford 70-68 (OT) Lost at California 71-58 |
| 2014-15 | 2-0 | Won vs. USC 76-55 Won vs. UCLA 71-39 |
| 2013-14 | 1-1 | Lost vs. #10 Oregon 70-68 (OT) Won vs. Oregon State 80-69 |
| 2012-13 | 0-2 | Lost at Arizona State 55-54 (OT) Lost at #3 Arizona 60-57 |
| 2011-12 | 0-1 | Lost at Colorado 73-33 -- |

EXACTE & KEITA ENTER RECORD BOOK

Wilguens Junior Exacte closed out his freshman season shooting .947 from the free throw line - which put him at the top of the freshman records at Utah. The Montréal native passed a host of recent freshmen that have cracked the top-5 for the top spot - namely Pelle Larsson (2020-21), Rylan Jones (2019-20) and Both Gach (2018-19).

Keba Keita also saw himself inserted into the Utah men's basketball record books at the end of year after finishing his freshman season with a .609 shooting clip - which ranks third-best all-time among freshmen. He joins a decorated group of freshmen in the top-5 that include Jakob Poeltl (2014-15), Mikael Jantunen (2019-20), Alex Jensen (1994-95) and Hanno Möttölä (1996-97).

LONG RANGE

Utah Center Branden Carlson finished the 2022-23 season with 41 made 3-pointers. The 7-footer was just 1-of-6 players last season listed at the center position to knock down 40 or more triples.

| RK | NAME | SCHOOL | GP | 3FGM |
|------------|------------------------|--------------|-----------|-----------|
| 1. | Patrick Gardner | Marist | 33 | 57 |
| 2. | Jake Stephens | Chattanooga | 24 | 51 |
| 3. | Aly Khalifa | Charlotte | 34 | 48 |
| 4. | Connor Vanover | Oral Roberts | 34 | 46 |
| T5. | Branden Carlson | Utah | 31 | 41 |
| T5. | Owen McCormack | Presbyterian | 32 | 41 |

OPENING TREND

After its decisive 101-66 victory over Eastern Washington, Utah is now 90-26 overall in home-openers and 81-13 all-time when those home-openers have also served as the season-opener. Craig Smith is 7-3 all-time as a Division I head coach in season-openers and 5-1 when those season-openers have been played at home.

YEAR-OVER-YEAR

With the win against Oregon State on the road, Utah doubled its total victories in league play from last year (4-16). The last time the Runnin' Utes doubled its total wins in league play year-over-year was when it went 7-9 (1989-90) in WAC play and followed with a 15-1 record in conference play in 1990-91.

FRESH FACES

This year's Runnin' Utes features a mix of veterans and fresh faces - including four veteran transfers in Hunter Erickson (BYU/SLCC), Cole Bajema (Michigan/Washington), Deivon Smith (Mississippi State/Georgia Tech) and Lawson Lovering (Colorado). Utah also added a quartet of freshmen in Jayden Teat, Jake Wahlin, Ayomide Bamişile and Jerry Huang.

Meanwhile, the Utes also saw movement on its bench with the promotion of Tramel Barnes to the assistant coach role over the summer. With the new NCAA rule in place, Smith added two bench coaches in Tyler Larson and Jayden Olson while hiring Matt Lopez as his director of scouting and video operations.

Larson came to SLC from the Sant Cruz Warriors after a successful professional career overseas while Olsen joined the Runnin' Utes staff from Williston State College where he served as the director of athletics. Prior to that, Olsen spent six seasons at North Dakota State- four of which as the

associate head coach. Lopez joined the staff after spending the 2022-23 campaign at Arkansas and the previous two seasons at South Dakota.

HUNTER ERICKSON

Sr. - 6-3 - 194

Provo, UT - Timpview HS - BYU / Salt Lake CC

- Spent two years at BYU before transferring to Salt Lake City (2022-23)
- Averaged 12.1 points, 3.9 rebounds, 5.4 assists and 1.3 steals at SLCC
- Reached double-figures in 23 games with three double-doubles
- Posted a career-high 37 points on 9-of-11 shooting from beyond the arch against North Platte CC
- Saw action in a total of 27 games in his two seasons at BYU

COLE BAJEMA

Gr. - 6-7 - 187

Lynden, WA - Lynden Christian HS / Michigan / Washington

- Played 87 career games during his undergraduate career at Washington
- Owned a career shooting average of .371 at UW and .355 from 3-point range
- Started in 30-of-31 games his senior year with the Huskies averaging 8.8 points and 4.2 rebounds
- Played in 32 games his junior year at UW averaging 5.4 points
- Scored a career-high 18 points at Colorado as a junior
- Pulled down a career-high 11 rebounds vs. North Florida his senior year
- Went 95-12 during his prep career and is the all-time scoring leader with 1,876 career points
- Led LCHS to the 2018 1A State Championship

JAYDEN TEAT

Fr. - 6-1 - 180

Sacramento, CA - Capital Christian HS

- Played three years at Jesuit HS before transferring to Capital Christian HS his senior year
- Led Capital Christian HS to 20-9 overall record and 10-2 mark in league play his senior year
- Named all-district player his senior year
- Led JHS to a league championship as a junior
- Helped Marauders to semifinals of CIF Sac-Joaquin Section and first round of CIF Div. II State Championship

DEIVON SMITH

Sr. - 6-0 - 173

Decatur, GA - Grayson HS / Mississippi State / Georgia Tech

- Played one season at Mississippi State (Fr) and spent last two seasons at Georgia Tech
- Averaged 7.7 points, 5.7 rebounds and 3.7 assists to go with a 2.8 assists/turnover ratio in 2022-23
- Played in 24 games his first year at Georgia Tech, averaging 5.7 points, 3.4 rebounds and 2.0 assists
- Was 1-of-3 players to play in 33 games as a freshman while at Mississippi State
- Averaged 5.2 points, 3.6 rebounds and 3.6 assists off the

bench for Hail State

- Named 2020 Gwinnett Prep Sports Player of the Year after averaging 17.6 points, 8.1 rebounds, 8.3 assists and 3.5 steals

JAKE WAHLIN

Fr. - 6-9 - 203

Provo, UT - Timpview HS

- A McDonald's All-American Game nominee his senior year (2020-21)
- A consensus three-star recruit out of high school (247Sports, Rivals, ESPN)
- Led Timpview HS to a runner-up finish at the state championships his junior year
- Recently returned from his mission in Lithuania
- Comes from athletic family that played Division I / professional sports

AYOMIDE BAMISILE

Fr. - 6-7 - 203

Lagos, Nigeria - Monterverde Academy [CA]

- Played basketball at Montverde Academy in Florida
- Missed his senior season due to a broken finger
- Named to All-SIAA team his junior season (2020-21)

LAWSON LOVERING

Jr. - 7-1 - 235

Cheyenne, WY - Central HS - Colorado

- Spent his first two collegiate seasons at Colorado
- Started all 34 games in 2022-23, averaging 4.9 points, 4.7 rebounds with a .554 shooting clip and team-high 33 blocks
- Had his first-career double-double last season at USC with 13 points and a career-high 14 boards
- Played in 18 games as a freshman at CU coming off the bench averaging 10.5 minutes
- Led Central HS to a Class 4A State Championship his senior year
- Was a three-time Wyoming Class 4A All-State and East Conference First-Team selection

JERRY HUANG

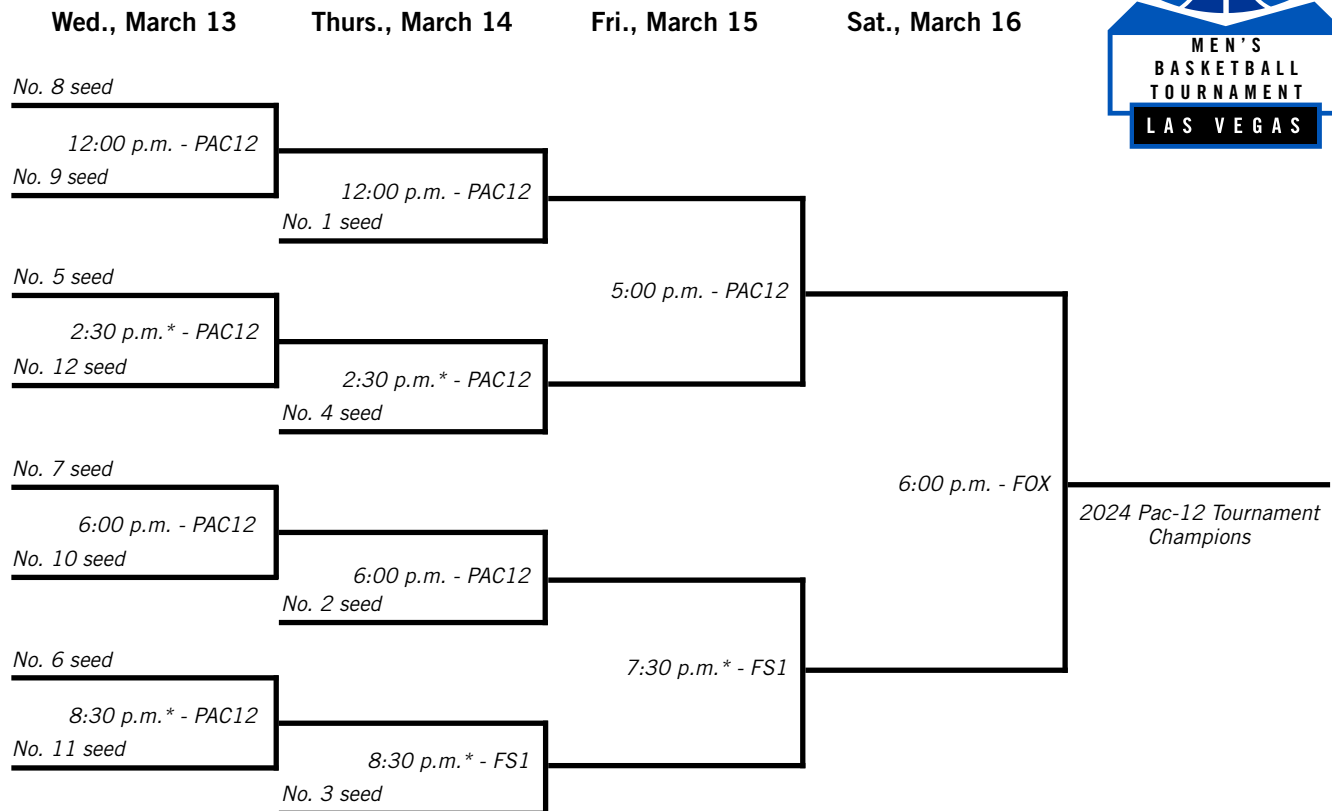
Fr. - 6-2 - 193

Taipei, Taiwan - Wasatch Academy

- Spent his prep career at Wasatch Academy and was a two-time captain
- Helped the Tigers go 27-2 his freshman year and 18-7 his sophomore year
- Played alongside Teammate Keba Keita for three years
- Played a season of tennis
- Third degree black belt in Taekwondo

2024 PAC-12 MEN'S BASKETBALL TOURNAMENT BRACKET

March 13-16, 2024 – T-Mobile Arena – Las Vegas



2024 Pac-12 Men's Basketball Tournament Results T-Mobile Arena (Capacity: 18,000) – Las Vegas

Wed., March 13

Game 1: No. 8 seed vs. No. 9 seed, 12:00 p.m. PT
 Game 2: No. 5 seed vs. No. 12 seed, 2:30 p.m. PT*
 Game 3: No. 7 seed vs. No. 10 seed, 6:00 p.m. PT
 Game 4: No. 6 seed vs. No. 11 seed, 8:30 p.m. PT*

TV (Talent)

Pac-12 Network (TBD)
 Pac-12 Network (TBD)
 Pac-12 Network (TBD)
 Pac-12 Network (TBD)

Thurs., March 14

Game 5: No. 1 seed vs. Game 1 winner, 12:00 p.m. PT
 Game 6: No. 4 seed vs. Game 2 winner, 2:30 p.m. PT*
 Game 7: No. 2 seed vs. Game 3 winner, 6:00 p.m. PT
 Game 8: No. 3 seed vs. Game 4 winner, 8:30 p.m. PT*

Pac-12 Network (TBD)
 Pac-12 Network (TBD)
 Pac-12 Network (TBD)
 FS1 (TBD)

Fri., March 15

Game 9: Game 5 winner vs. Game 6 winner, 5:00 p.m. PT
 Game 10: Game 7 winner vs. Game 8 winner, 7:30 p.m. PT*

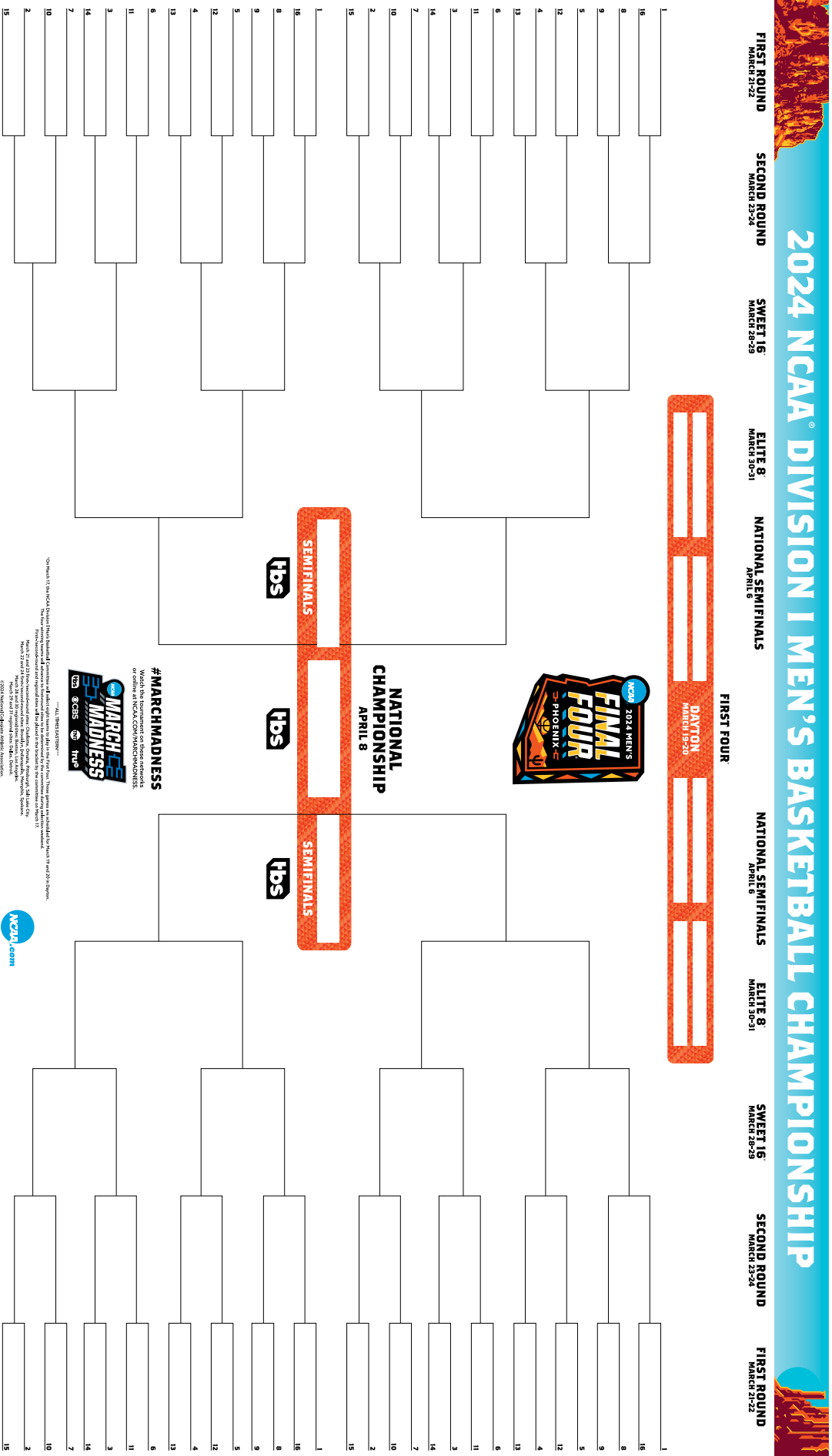
Pac-12 Network (TBD)
 FS1 (TBD)

Sat., March 16

Game 11: Championship, 6:00 p.m. PT

FOX (TBD)

* Approximate start time



UTES IN THE NBA

Thru games on 2/4/2024

#33 - KYLE KUZMA

6-9 | 221 | Washington Wizards | Utah 2014-17



| 2023-24 | FG% | 3P% | FT% | PPG | RPG | APG | BPG |
|---------|------|------|------|------|-----|-----|-----|
| | 45.5 | 32.9 | 80.1 | 21.8 | 6.5 | 4.3 | 0.6 |
| CAREER | FG% | 3P% | FT% | PPG | RPG | APG | BPG |
| | 44.9 | 33.7 | 73.3 | 17.0 | 6.4 | 2.6 | 0.5 |



#19 - JAKOB POELTL

7-0 | 245 | Toronto Raptors | Utah 2014-16



| 2023-24 | FG% | 3P% | FT% | PPG | RPG | APG | BPG |
|---------|------|------|------|------|-----|-----|-----|
| | 69.1 | 0.0 | 54.2 | 10.7 | 8.3 | 2.4 | 1.4 |
| CAREER | FG% | 3P% | FT% | PPG | RPG | APG | BPG |
| | 63.3 | 50.0 | 53.6 | 8.2 | 6.6 | 1.7 | 1.3 |



#55 - DELON WRIGHT

6-5 | 185 | Washington Wizards | Utah 2013-15



| 2023-24 | FG% | 3P% | FT% | PPG | RPG | APG | SPG |
|---------|------|------|------|-----|-----|-----|-----|
| | 38.6 | 37.1 | 81.5 | 4.4 | 2.0 | 2.8 | 1.1 |
| CAREER | FG% | 3P% | FT% | PPG | RPG | APG | SPG |
| | 45.2 | 35.4 | 80.5 | 7.0 | 3.2 | 3.1 | 1.2 |



RUNNIN' UTES DRAFT HISTORY

| YEAR | PLAYER | ROUND / OVERALL | TEAM | DEBUT |
|------|-----------------|-----------------|-----------------------|-------------|
| 1947 | Wat Misaka | / 43rd^ | New York Knicks | 11/13/47 |
| 1948 | Arnie Ferrin | / 59th^ | Minneapolis Lakers | 11/28/48 |
| 1949 | Vern Gardner | 1st / 5th | Philadelphia Warriors | 11/2/1949 |
| 1951 | Glen Duggins | 6th / 50th | Baltimore Bullets | |
| 1952 | Glen Smith | / 87th | Philadelphia Warriors | |
| 1956 | Gary Bergen | 2nd / 38th | New York Knicks | 10/27/56 |
| 1956 | Art Bunte | 2nd / 39th | New York Knicks | |
| 1958 | Milt Kane | 8th / 59th | New York Knicks | |
| 1962 | Billy McGill | 1st / 1st | Chicago Zephros | 10/24/62 |
| 1964 | Doug Moon | 13th / 94th | Baltimore Bullets | |
| 1966 | Jerry Chompers | 1st / 7th | Los Angeles Lakers | 10/18/66 |
| 1966 | George Fisher | 6th / 51st | New York Knicks | |
| 1968 | Jeff Ockel | 3rd / 24th | Seattle Supersonics | |
| 1968 | Merv Johnson | 9th / 120th | Phoenix Suns | 10/30/68* |
| 1968 | Walt Simon | 12th / 149th | Seattle Supersonics | |
| 1971 | Mike Newlin | 2nd / 24th | Houston Rockets | 10/14/71 |
| 1971 | Ken Gardner | 5th / 82nd | Phoenix Suns | 10/25/1975* |
| 1972 | Mark Soderberg | 12th / 172nd | Phoenix Suns | |
| 1974 | Mike Sojourner | 1st / 10th | Atlanta Hawks | 10/22/74 |
| 1974 | Tyrone Medley | 5th / 79th | Atlanta Hawks | |
| 1975 | Luther Burden | 2nd / 26th | New York Knicks | 10/21/76 |
| 1976 | Doug Terry | 8th / 124th | Atlanta Hawks | |
| 1977 | Jack Jones | 4th / 86th | Philadelphia 76ers | |
| 1978 | Buster Matheney | 2nd / 28th | Houston Rockets | |
| 1978 | Jeff Judkins | 2nd / 30th | Boston Celtics | 10/13/78 |
| 1979 | Greg Deane | 4th / 67th | Utah Jazz | 10/12/79 |
| 1979 | Coby Leavitt | 9th / 180th | Philadelphia 76ers | |
| 1980 | Coby Leavitt | 6th / 134th | Phoenix Suns | |
| 1981 | Danny Vranes | 1st / 5th | Seattle Supersonics | 10/31/81 |
| 1981 | Tom Chambers | 1st / 8th | San Diego Clippers | 10/31/81 |
| 1981 | Karl Bankowski | 6th / 116th | Dallas Mavericks | |
| 1983 | Pace Mannion | 2nd / 43rd | Golden State Warriors | 10/28/83 |
| 1983 | Peter Williams | 7th / 145th | Golden State Warriors | |
| 1984 | Chris Winans | 8th / 177th | New Jersey Nets | |
| 1993 | Josh Grant | 2nd / 43rd | Denver Nuggets | 11/5/93 |
| 1993 | Byron Wilson | 2nd / 54th | Phoenix Suns | |
| 1997 | Keith Van Horn | 1st / 2nd | Philadelphia 76ers | 12/5/97 |
| 1998 | Michael Doleac | 1st / 12th | Orlando Magic | 2/5/99 |
| 1999 | Andrew Miller | 1st / 8th | Cleveland Cavaliers | 11/2/99 |
| 2000 | Hanno Mottola | 2nd / 40th | Atlanta Hawks | 10/31/00 |
| 2005 | Andrew Bogut | 1st / 1st | Milwaukee Bucks | 11/1/05 |
| 2015 | Delon Wright | 1st / 20th | Toronto Raptors | 11/1/15 |
| 2016 | Jakob Poeltl | 1st / 9th | Toronto Raptors | 10/26/16 |
| 2017 | Kyle Kuzma | 1st / 27th | Brooklyn Nets | 10/19/17 |

*Denotes ABA Debut Date | ^Denotes BAA Draft

RUNNIN' UTES DRAFT HISTORY BY TEAM

| | |
|------------------------|----|
| Atlanta Hawks | 4 |
| Boston Celtics | 1 |
| Brooklyn Nets | 1 |
| Charlotte Hornets | -- |
| Chicago Bulls | -- |
| Cleveland Cavaliers | 1 |
| Dallas Mavericks | 1 |
| Denver Nuggets | 1 |
| Detroit Pistons | -- |
| Golden State Warriors | 2 |
| Houston Rockets | 2 |
| Indiana Pacers | -- |
| Los Angeles Clippers | -- |
| Los Angeles Lakers | 1 |
| Memphis Grizzlies | -- |
| Miami Heat | -- |
| Milwaukee Bucks | 1 |
| Minnesota Timberwolves | -- |
| New Orleans Pelicans | -- |
| New York Knicks | 6 |

FORMER NBA TEAMS

| | |
|-----------------------|----|
| Oklahoma City Thunder | -- |
| Orlando Magic | 1 |
| Philadelphia 76ers | 3 |
| Phoenix Suns | 5 |
| Portland Trailblazers | -- |
| Sacramento Kings | -- |
| San Antonio Spurs | -- |
| Toronto Raptors | 2 |
| Utah Jazz | 1 |
| Washington Wizards | -- |
| Baltimore Bullets | 2 |
| Chicago Zephros | 1 |
| Minneapolis Lakers | 1 |
| New Jersey Nets | 1 |
| Philadelphia Warriors | 2 |
| San Diego Clippers | 1 |
| Seattle Supersonics | 3 |



RECORD BREAKDOWN

| | REC. | STREAK |
|-------------------------------|-------------|-----------|
| Overall | 15-7 | W1 |
| Home..... | 12-0 | W12 |
| Away..... | 1-5 | L5 |
| Neutral..... | 2-2 | W1 |
| Conference | 6-5 | W1 |
| Home..... | 6-0 | W6 |
| Away..... | 0-5 | L4 |
| Non-Conference | 9-2 | W6 |
| Home..... | 6-0 | W6 |
| Away..... | 1-0 | W1 |
| Neutral..... | 2-2 | W1 |
| November | 5-2 | W2 |
| Home..... | 2-0 | W2 |
| Away..... | 1-0 | W1 |
| Neutral..... | 2-2 | W1 |
| December | 6-0 | W6 |
| Home..... | 6-0 | W6 |
| Away..... | 0-0 | -- |
| Neutral..... | 0-0 | -- |
| January | 3-5 | L2 |
| Home..... | 3-0 | W3 |
| Away..... | 0-5 | L5 |
| February | 1-0 | W1 |
| Home..... | 1-0 | W1 |
| Away..... | 0-0 | -- |
| March | 0-0 | -- |
| Home..... | 0-0 | -- |
| Away..... | 0-0 | -- |
| Neutral..... | 0-0 | -- |
| Overtime games | 0-0 | -- |
| vs. Top-25 teams | 1-2 | L1 |
| Playing on TV | 15-7 | W1 |

PLAYER BREAKDOWNS

| SCORED 10+ POINTS | 2023-24 | CAREER |
|-----------------------------|---------|--------|
| Branden Carlson..... | 17 | 88 |
| Rollie Worster..... | 7 | 41 |
| Gabe Madsen..... | 15 | 38 |
| Cole Bajema..... | 11 | 33 |
| Deivon Smith..... | 7 | 25 |
| Ben Carlson..... | 5 | 11 |
| Keba Keita..... | 10 | 10 |
| Lawson Lovering..... | 3 | 6 |
| Wilguens Junior Exacte..... | 3 | 3 |
| Hunter Erickson..... | 2 | 3 |

| SCORED 20+ POINTS | 2023-24 | CAREER |
|----------------------|---------|--------|
| Branden Carlson..... | 5 | 16 |
| Gabe Madsen..... | 4 | 7 |
| Lawson Lovering..... | 1 | 1 |
| Keba Keita..... | 1 | 1 |
| Deivon Smith..... | 2 | 2 |

| SCORED 30+ POINTS | 2023-24 | CAREER |
|----------------------|---------|--------|
| Branden Carlson..... | 2 | 2 |

| HAD 10+ REBOUNDS | 2023-24 | CAREER |
|----------------------|---------|--------|
| Branden Carlson..... | 2 | 15 |
| Keba Keita..... | 3 | 4 |
| Ben Carlson..... | 1 | 3 |
| Lawson Lovering..... | 1 | 1 |
| Gabe Madsen..... | 1 | 1 |
| Deivon Smith..... | 3 | 3 |
| Rollie Worster..... | 1 | 1 |

| HAD 5+ ASSISTS | 2023-24 | CAREER |
|----------------------|---------|--------|
| Rollie Worster..... | 10 | 40 |
| Deivon Smith..... | 7 | 24 |
| Hunter Erickson..... | 2 | 2 |
| Branden Carlson..... | 2 | 2 |
| Gabe Madsen..... | 1 | 1 |

| DOUBLE DOUBLES | 2023-24 | CAREER |
|----------------------|---------|--------|
| Branden Carlson..... | 2 | 14 |
| Rollie Worster..... | 1 | 4 |
| Deivon Smith..... | 3 | 6 |
| Keba Keita..... | 3 | 3 |
| Ben Carlson..... | 1 | 1 |
| Gabe Madsen..... | 1 | 1 |
| Lawson Lovering..... | 1 | 1 |

| TRIPLE DOUBLES | 2023-24 | CAREER |
|-------------------|---------|--------|
| Deivon Smith..... | 1 | 1 |

| TEAM POINTS LEADER | 2023-24 | CAREER |
|----------------------|---------|--------|
| Branden Carlson..... | 8 | 39 |
| Gabe Madsen..... | 7 | 16 |
| Deivon Smith..... | 3 | 8 |
| Rollie Worster..... | 1 | 7 |
| Cole Bajema..... | 1 | 6 |
| Keba Keita..... | 3 | 3 |
| Lawson Lovering..... | 2 | 3 |
| Ben Carlson..... | 1 | 1 |

| TEAM REBOUNDING LEADER | 2022-23 | CAREER |
|------------------------|---------|--------|
| Branden Carlson..... | 5 | 38 |
| Ben Carlson..... | 4 | 15 |
| Deivon Smith..... | 3 | 11 |
| Rollie Worster..... | 2 | 8 |
| Keba Keita..... | 6 | 7 |
| Lawson Lovering..... | 3 | 3 |
| Gabe Madsen..... | 1 | 1 |

UTAH WHEN...

| | REC. | STREAK |
|--------------------------------------|------|--------|
| Leading at the half..... | 10-0 | W10 |
| Trailing at the half..... | 3-7 | L2 |
| Tied at the half..... | 2-0 | W2 |
| When Utah wins the tip..... | 11-4 | L2 |
| When Utah loses the tip..... | 4-3 | W1 |
| When Utah scores first..... | 8-4 | W1 |
| When opponent scores first..... | 7-3 | W1 |
| Games decided by 1-4 points..... | 3-0 | W3 |
| Games decided by 5-9 points..... | 4-2 | W1 |
| Games decided by 10-14 points..... | 2-2 | L1 |
| Games decided by 15-19 points..... | 0-1 | L1 |
| Games decided by 20-29 points..... | 3-2 | L2 |
| Games decided by 30-39 points..... | 1-0 | W1 |
| Games decided by 40+ points..... | 2-0 | W2 |
| Opponent scores 90+ points..... | 1-3 | L2 |
| Opponent scores 80-89 points..... | 1-1 | L1 |
| Opponent scores 70-79 points..... | 3-3 | L1 |
| Opponent scores 60-69 points..... | 5-0 | W5 |
| Opponent scores 50-59 points..... | 2-0 | W2 |
| Opponent scores 40-49 points..... | 3-0 | W3 |
| Opponent scores under 40 points..... | 0-0 | -- |

| | | |
|---------------------------------|------|----|
| Utah has more rebounds..... | 11-1 | W3 |
| Opponent has more rebounds..... | 4-6 | W1 |
| Rebound totals are tied..... | 0-0 | -- |

| | | |
|--------------------------------|------|----|
| Utah has more assists..... | 11-2 | W1 |
| Opponent has more assists..... | 3-4 | L1 |
| Assist totals are tied..... | 1-1 | L1 |

| | | |
|-------------------------------|-----|----|
| Utah has more steals..... | 6-2 | L1 |
| Opponent has more steals..... | 6-4 | W1 |
| Steal totals are tied..... | 3-1 | L1 |

| | | |
|-------------------------------|------|----|
| Utah has more blocks..... | 11-2 | W1 |
| Opponent has more blocks..... | 3-4 | W2 |
| Block totals are tied..... | 1-1 | W1 |

| | | |
|------------------------------|------|----|
| Utah has more fouls..... | 3-3 | L3 |
| Opponent has more fouls..... | 11-3 | W4 |
| Foul totals are tied..... | 1-1 | L1 |

| | | |
|----------------------------------|-----|----|
| Utah has more Turnovers..... | 9-5 | L2 |
| Opponent has more Turnovers..... | 4-2 | W1 |
| Turnovers total is tied..... | 2-0 | W2 |

| | | |
|--------------------------------|------|----|
| Utah has a better FG%..... | 15-1 | W3 |
| Opponent has a better FG%..... | 0-6 | L6 |
| Field Goal % is tied..... | 0-0 | -- |

| | | |
|-----------------------------------|------|-----|
| Utah shoots > 40% in FGs..... | 15-5 | W1 |
| Utah shoots < 40% in FGs..... | 0-2 | L2 |
| Utah shoots 40% in FGs..... | 0-0 | -- |
| Opponent shoots > 40% in FGs..... | 5-7 | L2 |
| Opponent shoots < 40% in FGs..... | 10-0 | W10 |
| Opponent shoots 40% in FGs..... | 0-0 | -- |

| | | |
|----------------------------------|-----|----|
| Utah wears black..... | 2-2 | L1 |
| Utah wears red..... | 1-2 | L2 |
| Utah wears white..... | 6-1 | W5 |
| Utah wears throwback reds..... | 2-1 | L1 |
| Utah wears throwback whites..... | 4-1 | W4 |

| | | |
|----------------------------|-----|----|
| Playing on Sundays..... | 2-2 | W1 |
| Playing on Mondays..... | 2-0 | W2 |
| Playing on Tuesdays..... | 1-0 | W1 |
| Playing on Wednesdays..... | 1-1 | L1 |
| Playing on Thursdays..... | 4-1 | W2 |
| Playing on Fridays..... | 2-1 | W1 |
| Playing on Saturdays..... | 3-2 | W1 |

| | | |
|--|------|----|
| Playing Day Games..... | 0-0 | -- |
| Playing Afternoon Games (12-3:59pm)..... | 3-1 | W2 |
| Playing Night Games (4pm or later)..... | 12-6 | L2 |

THE LAST TIME UTAH...

| | |
|---------------------------------|---|
| Won at home..... | 2/3/24, Colorado (73-68) |
| Lost at home..... | 2/25/23, USC (62-49) |
| Won away..... | 11/27/23, at Saint Mary's (78-71) |
| Lost away..... | 1/27/24, at Washington (98-73) |
| Won neutral..... | 11/30/23, vs. Hawai'i (79-66) ² |
| Lost neutral..... | 11/19/23, vs. #RV/RV St. John's (91-82) ⁴ |
| Won in OT..... | 12/4/22, at Washington State (67-65, OT) |
| Lost in OT..... | 1/29/22, at Washington (77-73, OT) ¹ |
| Won vs. a Top-25 team (H)..... | 12/9/23, #14/13 BYU (73-69) |
| Won vs. a Top-25 team (A)..... | 3/21/18, at #25/23 Saint Mary's (67-58 OT) ² |
| Won vs. a Top-25 team (N)..... | 12/18/19, vs. #6/6 Kentucky (69-66) ³ |
| Lost vs. a Top-25 team (H)..... | 2/23/23, #4/3 UCLA (78-71) |
| Lost vs. a Top-25 team (A)..... | 1/6/24, at #10/10 Arizona (92-73) |
| Lost vs. a Top-25 team (N)..... | 11/17/23, vs. #6/6 Houston (76-66) ⁴ |

| | |
|--------------------------------|---|
| 9 players with 10+ points..... | 11/8/19, MVSU |
| 6 players with 10+ points..... | 11/6/23, Eastern Washington |
| 5 players with 10+ points..... | 1/21/24, Oregon |
| 4 players with 10+ points..... | 12/31/23, Washington |
| 3 players with 10+ points..... | 1/27/24, at Washington |
| Player with 20+ points..... | 2/3/24, Colorado |
| | Gabe Madsen (21) |
| Player with 30+ points..... | 12/31/23, vs. Washington |
| | Branden Carlson (34) |
| 2 players with 20+ points..... | 12/1/21, at #20/18 USC |
| | Both Gach (28) and David Jenkins Jr. (21) |

| | |
|---------------------------|--|
| Won by 20-29 points..... | 1/19/24, Oregon State (74-47) |
| Won by 30-39 points..... | 11/6/23, Eastern Washington (101-66) |
| Won by 40-49 points..... | 1/11/24, UCLA (90-44) |
| Won by 50+ points..... | 11/8/19, Mississippi Valley State (143-49) |
| Lost by 20-29 points..... | 1/27/24, at Washington (98-73) |
| Lost by 30-39 points..... | 1/12/20, at #25/RV Colorado (91-52) |
| Lost by 40-49 points..... | 3/3/12, at Oregon (94-48) |

| | |
|--------------------------|-----------------------------------|
| Scored 90-99 points..... | 1/11/24, UCLA (90) |
| Scored 100+ points..... | 11/6/23, Eastern Washington (101) |

| | |
|---------------------------|------------------------------------|
| Made 30+ field goals..... | 1/11/24, UCLA (33) |
| Made 35+ field goals..... | 12/31/23, Washington (37) |
| Made 40+ field goals..... | 12/28/15, College of Idaho (42) |
| Made 50+ field goals..... | 11/8/19, MVSU (57) |
| Shot 55%+ in FGs..... | 11/6/23, Eastern Washington (.552) |
| Shot 60%+ in FGs..... | 11/26/22, St. Thomas (.600) |

| | |
|----------------------------|---|
| Made 10+ 3-pointers..... | 1/27/24, at Washington (10) |
| Made 15+ 3-pointers..... | 12/8/22, Jacksonville State (16) |
| Made 20+ free throws..... | 11/27/23, at Saint Mary's (23) |
| Made 25+ free throws..... | 11/6/23, Eastern Washington (26) |
| Had 50+ rebounds..... | 1/18/24, Oregon State (52) |
| Had 60+ rebounds..... | 11/8/19, MVSU (68) |
| Had 15+ assists..... | 2/3/24, Colorado (15) |
| Had 20+ assists..... | 1/11/24, UCLA (21) |
| Had 25+ assists..... | 12/8/22, Jacksonville State (25) |
| Had 40+ assists..... | 11/8/19, MVSU (41) |
| Had 10+ steals..... | 1/6/24, at #10/10 Arizona (10) |
| Had less than 10 TOs..... | 3/14/24, at Stanford (6) |
| Had 20+ TOs..... | 1/29/22, at Washington (20) |
| Forced 20+ TOs..... | 12/20/23, Bellarmine (23) |
| Had 10+ blocked shots..... | 3/17/16, vs. Fresno State (11) ² |

THE LAST TIME A UTE...

| | |
|---------------------------|---|
| Scored 30-34 points..... | 34, Branden Carlson vs. Washington (12/31/23) |
| Scored 35-39 points..... | 35, Alfonso Plummer vs. Oregon State (3/11/20) ¹ |
| Had 15+ Rebounds..... | 15, Keba Keita vs. Oregon State (1/18/24) |
| Had 20+ rebounds..... | 20, Andrew Bogut vs. New Mexico (1/22/05) |
| Had 10+ assists..... | 11, Deivon Smith at Stanford (1/14/24) |
| Had 5+ steals..... | 5, Rollie Worster vs. #RV/RV St. John's (11/19/23) ⁴ |
| Had 5+ blocks..... | 5, Branden Carlson vs. Washington State (12/29/23) |
| Made 10+ FGs..... | 14, Branden Carlson vs. Washington (12/31/23) |
| Made 10+ FTs..... | 10, Timmy Allen vs. Stanford (1/14/21) |
| Made 15+ FTs..... | 17, Andrew Bogut vs. Colorado State (2/12/05) |
| Made 5+ 3FGs..... | 8, Gabe Madsen vs. #6/6 Houston (11/17/23) ⁴ |
| Made 10+ 3FGs..... | 11, Alfonso Plummer vs. Oregon State (3/11/20) ¹ |
| Had a double-double..... | Colorado (2/3/24) |
| | Deivon Smith (17 points, 11 rebounds) |
| Had 2 double-doubles..... | Oregon State (1/17/24) |
| | Branden Carlson (17 points, 10 rebounds) |
| | Keba Keita (18 points, 15 assists) |
| Had a triple-double..... | at Stanford (1/14/24) |
| | Deivon Smith (16 points, 10 rebounds, 11 assists) |
| Had 2 triple-doubles..... | vs. Mississippi Valley State (11/8/19) |
| | Both Gach (12 points, 10 rebounds, 10 assists) |
| | Rylan Jones (10 points, 10 rebounds, 11 assists) |

LEGEND

- 1-Pac-12 Tournament Game (Las Vegas, Nev.)
- 2-NIT Game
- 3-Neon Hoops Showcase (Las Vegas, Nev.)
- 4-Charleston Classic (Charleston, S.C.)
- 5-Delta Center (Salt Lake City, Utah)



THE SMITH FILE

EDUCATION

University of North Dakota, 1996
Bachelor's in Secondary Education
Northern State University, 1998
Master's in Teaching and Learning

PERSONAL

Birth Date: December 14
Hometown: Stephen, Minn.
Wife: Darcy
Children: Sons Landon, Brady, Carson and daughter Lauren

COACHING EXPERIENCE

| Years | Team | Position |
|--------------|--------------------|------------------|
| 1996-97 | Mayville State | Asst. Coach |
| 1997-98 | Northern State | Graduate Asst. |
| 1998-01 | Minot State | Asst. Coach |
| 2001-04 | North Dakota State | Asst. Coach |
| 2004-07 | Mayville State | Head Coach |
| 2007-08 | Colorado State | Director of Ops. |
| 2008-12 | Colorado State | Asst. Coach |
| 2012-14 | Nebraska | Asst. Coach |
| 2014-18 | South Dakota | Head Coach |
| 2018-21 | Utah State | Head Coach |
| 2021-present | Utah | Head Coach |

NCAA TOURNAMENT

| Year | Rd. | Opponent (Seed) | Result |
|---------------|-----|-----------------|-------------|
| 2019 | 64 | Washington (9) | L, 78-61 |
| 2021 | 64 | Texas Tech (6) | L, 65-53 |
| Record | | | 0-2* |

NIT TOURNAMENT

| Year | Rd. | Opponent | Result |
|---------------|-----|----------|------------|
| 2017 | 1st | Iowa | L, 87-75 |
| Record | | | 0-1 |

CBI TOURNAMENT

| Year | Rd. | Opponent | Result |
|---------------|-----|-------------|------------|
| 2018 | 1st | North Texas | L, 90-77 |
| Record | | | 0-1 |

*Utah State earned the Mountain West Conference AQ, but the 2020 NCAA Tournament was cancelled due to COVID-19 pandemic



CRAIG SMITH

HEAD COACH | NORTH DAKOTA '96
3RD SEASON AT UTAH

CAREER RECORD: 268-150 | DI CAREER RECORD: 196-121 | UTAH RECORD: 43-42
TWO NCAA APPEARANCES | ONE NIT APPEARANCE | ONE CBI APPEARANCE

» Craig Smith was named Utah's 16th head coach of Utah Men's Basketball on March 27, 2021.

» Has guided his teams (DI) to four postseason appearances (2 NCAA, 1 NIT, 1 CBI). Utah State earned the automatic bid to the NCAA Tournament in 2019-20 before the NCAA Tournament was cancelled due to the COVID-19 Pandemic.

» In 26 years of collegiate coaching experience, including 11 as a head coach, Smith has been to postseason play 13 times, while winning four regular-season and four postseason conference championships.

» He has earned four conference coach of the year awards (2006, 2007, 2017, 2019) in three different conferences and was named NAIA II National Coach of the Year Award in 2007, the National Association of Basketball Coaches (NABC) District 12 Coach of the Year Award in 2017, and NABC District 17 Coach of the Year and USBWA District VIII Coach of the Year in 2019.

» Had won 20 or more games in five-straight season as a Division I head coach, which included a 28-7 overall record in his first season at Utah State in 2018-19.

» Coached a pair of NBA Draft selections during his time at Utah State
- Sam Merrill (2020; 60th pick overall, New Orleans Pelicans)
- Neemias Queta (2021; 39th pick overall, Sacramento Kings)

» Went 74-24 (.755) in three seasons at Utah State (2018-21), guiding the Aggies to two Mountain West Conference Tournament Championships, a regular-season championship and two NCAA Tournament berths.

» Got his first opportunity as a head coach with Mayville State (2004-07), where he guided the Comets to a 72-29 (.713) record and advanced to the NAIA National Championship game in 2007.

» Was honored by the University of North Dakota with the Tom Clifford Award, which recognizes UND alumni who serve as athletic coaches on the high school or college level and have been notably successful in their sport the preceding year on Oct. 1, 2021.

COACHING CHRONOLOGY

| YEAR | TEAM | POSITION | RECORD | PCT. | CONF. | PCT. | POSTSEASON | ROUND |
|---------------------------------|--------------------|--------------------|----------------|-------------|---------------|-------------|------------|-------------|
| 1996-97 | MAYVILLE STATE | ASSISTANT COACH | | | | | | |
| 1997-98 | NORTHERN STATE | GRADUATE ASSISTANT | | | | | | |
| 1998-01 | MINOT STATE | ASSISTANT COACH | | | | | | |
| 2001-04 | NORTH DAKOTA STATE | ASSISTANT COACH | | | | | | |
| 2004-05 | MAYVILLE STATE | HEAD COACH | 17-14 | | | | NAIA | |
| 2005-06 | MAYVILLE STATE | HEAD COACH | 28-6 | | | | NAIA | |
| 2006-07 | MAYVILLE STATE | HEAD COACH | 27-6 | | | | NAIA | RUNNER-UP |
| 2007-08 | COLORADO STATE | DIRECTOR OF OPS | | | | | | |
| 2008-12 | COLORADO STATE | ASSISTANT COACH | | | | | | |
| 2012-14 | NEBRASKA | ASSISTANT COACH | | | | | | |
| 2014-15 | SOUTH DAKOTA | HEAD COACH | 17-16 | .515 | 10-8 | .556 | -- | |
| 2015-16 | SOUTH DAKOTA | HEAD COACH | 14-18 | .438 | 5-11 | .313 | -- | |
| 2016-17 | SOUTH DAKOTA | HEAD COACH | 22-12 | .647 | 12-4 | .750 | NIT | FIRST ROUND |
| 2017-18 | SOUTH DAKOTA | HEAD COACH | 26-9 | .743 | 11-3 | .786 | CBI | FIRST ROUND |
| 2018-19 | UTAH STATE | HEAD COACH | 28-7 | .800 | 15-3 | .938 | NCAA | FIRST ROUND |
| 2019-20 | UTAH STATE | HEAD COACH | 26-8 | .765 | 12-6 | .667 | --* | -- |
| 2020-21 | UTAH STATE | HEAD COACH | 20-9 | .690 | 15-4 | .789 | NCAA | FIRST ROUND |
| 2021-22 | UTAH | HEAD COACH | 11-20 | .355 | 4-16 | .200 | -- | -- |
| 2022-23 | UTAH | HEAD COACH | 17-15 | .531 | 10-10 | .500 | -- | -- |
| 2023-24 | UTAH | HEAD COACH | 15-7 | .682 | 6-5 | .500 | -- | -- |
| TOTALS (DIVISION I ONLY) | | | 196-121 | .618 | 100-71 | .585 | | |

*Utah State earned the MWC automatic bid before NCAA Tournament was cancelled due to covid-19 pandemic

ROSTER INFORMATION

ROSTER BREAKDOWN

BY CLASS

GRADUATE TRANSFERS / 5TH YEAR (2)

Cole Bajema
Brandon Carlson

SENIORS (5)

Hunter Erickson
Ben Carlson
Deivon Smith
Rollie Worster
Gabe Madsen

JUNIORS (2)

Brandon Haddock
Lawson Lovering

SOPHOMORES (3)

Wilguens Jr. Exacte
Keba Keita
Luka Tarlac

FRESHMEN (5)

Ayomide Bamsile
Jerry Huang
Jayden Teat
Jake Wahlín

BY STATE/COUNTRY

CALIFORNIA (1)

Jayden Teat

CANADA (1)

Wilguens Jr. Exacte

GEORGIA (1)

Deivon Smith

MALI (1)

Keba Keita

MINNESOTA (2)

Ben Carlson
Gabe Madsen

MONTANA (1)

Rollie Worster

NIGERIA (1)

Ayomide Bamsile

SERBIA (1)

Luka Tarlac

TAIWAN (1)

Jerry Huang

TEXAS (1)

Brandon Haddock

UTAH (3)

Brandon Carlson
Hunter Erickson
Jake Wahlín

WASHINGTON (1)

Cole Bajema

WYOMING (1)

Lawson Lovering

^aRedshirting
* Walk-On

NUMERICAL ROSTER

| NO. | NAME | HT. | WT. | POS. | YR. | HOMETOWN / HIGH SCHOOL / PREVIOUS SCHOOLS |
|-----|-------------------------------|-----|-----|------|-----|--|
| 0 | Hunter Erickson | 6-3 | 194 | G | Sr. | Provo, Utah (Timpview HS / BYU/ Salt Lake CC) |
| 1 | Ben Carlson | 6-9 | 223 | G | Sr. | Woodbury, Minn. (East Ridge HS / Wisconsin) |
| 2 | Cole Bajema | 6-7 | 188 | G | Gr. | Lynden, Wash. (Lynden Christian HS / Michigan / Washington) |
| 3 | Jayden Teat* | 6-1 | 180 | G | Fr. | Sacramento, Calif. (Capital Christian HS) |
| 5 | Deivon Smith | 6-0 | 173 | G | Sr. | Decatur, Ga. (Grayson HS / Mississippi State / Georgia Tech) |
| 10 | Jake Wahlín | 6-9 | 203 | F | Fr. | Provo, Utah (Timpview HS) |
| 11 | Wilguen Junior Exacte | 6-6 | 236 | G | So. | Montréal, Québec Canada (Collège Notre-Dame / NBA Academy) |
| 13 | Keba Keita | 6-8 | 231 | C | So. | Bamako, Mali (Wasatch Academy) |
| 14 | Brandon Haddock* | 6-1 | 178 | G | Jr. | Dallas, Texas (Carroll HS) |
| 21 | Luka Tarlac | 6-7 | 220 | G | So. | Belgrade, Serbia (International School of Belgrade) |
| 25 | Rollie Worster | 6-4 | 204 | G | Sr. | Missoula, Mont. (Hellgate HS / Utah State) |
| 32 | Ayomide Bamsile* ^a | 6-7 | 203 | F | Fr. | Lagos, Nigeria (Montverde Academy [CA]) |
| 34 | Lawson Lovering | 7-1 | 235 | F | Jr. | Cheyenne, Wyo. (Central HS / Colorado) |
| 35 | Branden Carlson | 7-0 | 220 | C | 5th | South Jordan, Utah (Bingham HS) |
| 45 | Jerry Huang* ^a | 6-2 | 193 | G | Fr. | Taipei, Taiwan (Wasatch Academy) |
| 55 | Gabe Madsen | 6-6 | 202 | G | Sr. | Rochester, Minn. (Mayo Senior HS / Cincinnati) |

ALPHABETICAL ROSTER

| NO. | NAME | HT. | WT. | POS. | YR. | HOMETOWN / HIGH SCHOOL / PREVIOUS SCHOOLS |
|-----|-------------------------------|-----|-----|------|-----|--|
| 2 | Cole Bajema | 6-7 | 188 | G | Gr. | Lynden, Wash. (Lynden Christian HS / Michigan / Washington) |
| 32 | Ayomide Bamsile* ^a | 6-7 | 203 | F | Fr. | Lagos, Nigeria (Montverde Academy [CA]) |
| 1 | Ben Carlson | 6-9 | 223 | G | Sr. | Woodbury, Minn. (East Ridge HS / Wisconsin) |
| 35 | Branden Carlson | 7-0 | 220 | C | 5th | South Jordan, Utah (Bingham HS) |
| 0 | Hunter Erickson | 6-3 | 194 | G | Sr. | Provo, Utah (Timpview HS / BYU/ Salt Lake CC) |
| 11 | Wilguen Junior Exacte | 6-6 | 236 | G | So. | Montréal, Québec Canada (Collège Notre-Dame / NBA Academy) |
| 14 | Brandon Haddock* | 6-1 | 178 | G | Jr. | Dallas, Texas (Carroll HS) |
| 45 | Jerry Huang* ^a | 6-2 | 193 | G | Fr. | Taipei, Taiwan (Wasatch Academy) |
| 13 | Keba Keita | 6-8 | 231 | C | So. | Bamako, Mali (Wasatch Academy) |
| 34 | Lawson Lovering | 7-1 | 235 | F | Jr. | Cheyenne, Wyo. (Central HS / Colorado) |
| 55 | Gabe Madsen | 6-6 | 202 | G | Sr. | Rochester, Minn. (Mayo Senior HS / Cincinnati) |
| 5 | Deivon Smith | 6-0 | 173 | G | Sr. | Decatur, Ga. (Grayson HS / Mississippi State / Georgia Tech) |
| 21 | Luka Tarlac | 6-7 | 220 | G | So. | Belgrade, Serbia (International School of Belgrade) |
| 3 | Jayden Teat* | 6-1 | 180 | G | Fr. | Sacramento, Calif. (Capital Christian HS) |
| 10 | Jake Wahlín | 6-9 | 203 | F | Fr. | Provo, Utah (Timpview HS) |
| 25 | Rollie Worster | 6-4 | 204 | G | Sr. | Missoula, Mont. (Hellgate HS / Utah State) |

COACHING STAFF

| Name | Position | Experience | Alma Mater |
|---------------------|--|-------------------|----------------------------------|
| Craig Smith | Head Coach | 3rd Season | North Dakota (1996) |
| Tramel Barnes | Assistant Coach | 1st / 3rd Season | Southwest Minnesota State (2013) |
| Chris Burgess | Assistant Coach | 2nd Season | Utah (2014) |
| DeMarlo Slocum | Assistant Coach | 3rd / 11th Season | Dixie State College (2001) |
| Tyler Larson | Assistant Coach/Dir. of Player Personnel | 1st Season | South Dakota (2015) |
| Jayden Olson | Assistant Coach/Dir. of Recruiting | 1st Season | Dickinson State (2003) |
| Matt Lopez | Director of Scouting & Video Operations | 1st Season | Grand Canyon (2018) |
| Curran Walsh | Director of Operations | 3rd Season | Lindenwood (2016) |
| Justin "JJ" Johnson | Special Assistant to the Head Coach | 3rd Season | North Dakota State (2003) |
| Logan Ogden | MBB Director of Sports Performance | 3rd Season | Northwestern College (2011) |
| Trevor Jameson | Director of Sports Medicine | 25th Season | BYU (1995) |

PRONUNCIATION GUIDE

| | | | |
|---------------------|---------------------------------|----------------|-----------------|
| Cole Bajema | badge-gem-uh | Jerry Huang | hwong |
| Ayomide Bamsile | eye-oh-ME-day BAH-mish-shah-luh | Keba Keita | kay-buh kay-tuh |
| Tramel Barnes | truh-mell | Deivon Smith | day-von |
| Chris Burgess | burr-juss | Luka Tarlac | tarr-LATCH |
| Wilguens Jr. Exacte | wil-ghens exact | Jake Wahlín | wah-LEEN |
| Brandon Haddock | HAD-ick | Rollie Worster | raw-lee wooster |



2023-24 PRESEASON QUICK FACTS

GENERAL

| | |
|---------------------------------|------------------------------|
| Location | Salt Lake City, Utah |
| Metro Population | 1,257,936 |
| Elevation | 4,657 feet above sea level |
| President | Dr. Taylor Randall |
| Athletics Director | Mark Harlan |
| Faculty Athletic Representative | Jason Burrow-Sanchez |
| Founded | 1850 |
| Enrollment | 35,310 |
| Conference | Pac-12 |
| Nickname | Utes/Runnin' Utes (MBB only) |
| Colors | Red and White (PMS 185) |
| Mascot | "Swoop" (Red-Tailed Hawk) |

DEPARTMENT PHONE NUMBERS

| | |
|-----------------------------------|--|
| Athletics Department | 801.581.8171 |
| Athletic Communications Main Line | 801.581.3510 |
| MBB Communications Line | 801.587.7298 |
| SID Fax | 801.581.4358 |
| Press Row Phone | 801.581.6657 |
| Ticket Office Phone | 801.581.UTIX (8849) |
| Tickets Online | www.UtahTickets.com |

BASKETBALL STAFF

| | |
|---|---|
| Head Coach | Craig Smith (North Dakota, 1996) |
| Record at Utah | 41-40 (3rd season) |
| Career Record (DI) | 194-119 (9 Seasons) |
| Career Record | 266-148 (12 seasons) |
| Assistant Coaches | Tramel Barnes (Southwest Minnesota State, 2013) |
| | Chris Burgess (Utah, 2014) |
| | DeMarlo Slocum (Dixie State College, 2001) |
| / Director of Player Personnel | Tyler Larson (South Dakota, 2015) |
| / Director of Recruiting | Jayden Olson (Dickinson State, 2003) |
| Director of Scouting and Video Operations | Matt Lopez (Grand Canyon, 2018) |
| Director of Basketball Operations | Curran Walsh (Lindenwood, 2016) |
| Special Asst. to the Head Coach | Justin Johnson (North Dakota State, 2003) |
| MBB Director of Sports Performance | Logan Ogden (Northwestern College, 2011) |
| Head Athletics Trainer | Trevor Jameson (BYU, 1995) |
| Creative Content Manager | Michael Tamayo (UNC Charlotte, 2016) |
| Administrative Assistant | Sloane Adams (American Military, 2022) |
| Office Phone | 801.581.5451 |

FACILITY

| | |
|------------------------|------------------------|
| Arena | Jon M. Huntsman Center |
| Capacity | 15,000 |
| Huntsman Center Record | 669-178 (.790) |
| 2022-23 Home Record | 12-5 |
| Press Row Phone Number | 801.581.6657 |

TEAM INFORMATION

| | |
|--------------------------------|----------------------|
| 2022-23 Record | 17-15 |
| 2022-23 Pac-12 Record (Finish) | 10-10 (7th) |
| 2022-23 Postseason | None |
| Starters Returning/Lost | 4 / 1 |
| Letterwinners Returning/Lost | 7 / 6 |
| Minutes Returning/Lost | 3,998 (.622) / 2,427 |
| Points Returning/Lost | 1,422 (.647) / 775 |
| Rebounds Returning/Lost | 872 (.695) / 382 |
| Assists Returning/Lost | 280 (.606) / 182 |

BASKETBALL HISTORY

| | |
|--------------------------|--------------------|
| Started Basketball/Years | 1908-09 / 115 |
| All-Time Record | 1,876-1,069 (.637) |
| Last NCAA Appearance | 2016 / 2nd Round |
| NCAA Appearances/Record | 29 / 38-32 |
| Last NIT Appearance | 2018 |
| NIT Appearances/Record | 14 / 15-13 |
| CBI Appearances/Record | 1 / 1-1 |

ATHLETICS COMMUNICATIONS

| | |
|--------------------------------|--|
| Main Phone | 801.581.3510 |
| Fax | 801.581.4358 |
| Associate Director/MBB Contact | John Vu |
| E-Mail | jvu@huntsman.utah.edu |
| Cell | 714.728.9163 |
| Mailing Address | 1825 E South Campus Dr. |
| | Salt Lake City, UT 84112 |



ALL-TIME SERIES RECORD (2023-24 OPPONENTS ONLY)

| Opponent | Home | Away | Neau | Overall | Last |
|--------------------|-------|-------|------|---------|----------|
| Arizona | 23-12 | 8-24 | 1-3 | 32-39 | 1/6/24 |
| Arizona State | 20-8 | 13-17 | 2-2 | 35-27 | 1/4/4 |
| Bellarmine | 1-0 | -- | -- | 1-0 | 12/20/23 |
| BYU | 77-52 | 48-75 | 5-7 | 130-134 | 12/9/23 |
| California | 12-6 | 7-9 | 3-2 | 22-17 | 2/5/23 |
| Colorado | 18-10 | 8-22 | 1-1 | 27-33 | 2/3/24 |
| Eastern Washington | 2-0 | 0-0 | 0-0 | 2-0 | 11/6/23 |
| Hawaii | 24-1 | 22-8 | 4-2 | 50-11 | 11/30/23 |
| Houston | 0-0 | 0-0 | 0-2 | 0-2 | 11/17/23 |
| Oregon | 6-10 | 3-12 | 2-8 | 11-30 | 1/21/24 |
| Oregon State | 17-3 | 4-14 | 2-1 | 23-18 | 1/18/24 |
| Southern Utah | 10-2 | 0-0 | 0-0 | 10-2 | 12/5/23 |
| Stanford | 15-4 | 5-12 | 5-2 | 25-18 | 1/14/24 |

| Opponent | Home | Away | Neau | Overall | Last |
|------------------|----------------|----------------|--------------|----------------|----------|
| St. John's | 0-0 | 0-0 | 6-9 | 6-9 | 11/19/23 |
| St. Mary's | 10-1 | 3-1 | 3-1 | 16-3 | 11/27/23 |
| UC Riverside | 3-0 | 0-0 | 0-0 | 3-0 | 11/10/23 |
| UCLA | 6-7 | 4-10 | 1-0 | 11-17 | 1/11/24 |
| USC | 15-8 | 8-14 | 3-4 | 26-26 | 2/25/23 |
| Utah Valley | 3-0 | 0-0 | 0-0 | 3-0 | 12/16/23 |
| UTSA | 2-0 | 0-0 | 0-0 | 2-0 | 12/13/22 |
| Wake Forest | 1-1 | 1-1 | 1-0 | 3-2 | 11/16/23 |
| Washington | 12-4 | 5-10 | 3-2 | 20-16 | 1/27/24 |
| Washington State | 20-2 | 9-4 | 1-1 | 30-7 | 12/29/23 |
| TOTAL | 297-131 | 148-233 | 43-47 | 488-411 | |

-2023-24 games included

AP POLL
WEEK 14 (February 5)

| RK. | TEAM | RECORD | PTS | PREV |
|-----|------------------|--------|------|------|
| 1. | UConn (45) | 20-2 | 1509 | 1 |
| 2. | Purdue (16) | 21-2 | 1479 | 2 |
| 3. | North Carolina | 18-4 | 1352 | 3 |
| 4. | Kansas | 18-4 | 1322 | 8 |
| 5. | Houston | 19-3 | 1273 | 4 |
| 6. | Tennessee | 16-5 | 1211 | 5 |
| 7. | Marquette | 17-5 | 1173 | 9 |
| 8. | Arizona | 17-5 | 1077 | 11 |
| 9. | Duke | 16-5 | 924 | 7 |
| 10. | Illinois | 17-5 | 893 | 14 |
| 11. | Wisconsin | 16-6 | 838 | 6 |
| 12. | Auburn | 18-4 | 818 | 16 |
| 13. | Baylor | 16-5 | 730 | 18 |
| 14. | Iowa State | 16-5 | 700 | 12 |
| 15. | South Carolina | 19-3 | 564 | RV |
| 16. | Alabama | 16-6 | 520 | 24 |
| 17. | Kentucky | 15-6 | 513 | 10 |
| 18. | Dayton | 18-3 | 493 | 21 |
| 19. | Creighton | 16-6 | 484 | 13 |
| 20. | Florida Atlantic | 18-4 | 431 | 20 |
| 21. | BYU | 16-5 | 425 | 22 |
| 22. | Utah State | 19-3 | 286 | 17 |
| 23. | Texas Tech | 16-5 | 156 | 15 |
| 24. | San Diego State | 17-5 | 141 | RV |
| 25. | New Mexico | 18-4 | 123 | 19 |

Others receiving votes: Saint Mary's 73, TCU 72, Indiana State 53, Boise State 49, Colorado State 43, Virginia 32, Texas 22, Oklahoma 17, Ole Miss 10, Washington State 6, Memphis 5, Appalachian State 4, Gonzaga 2, Grand Canyon 1, Michigan State 1.

USA TODAY COACHES POLL
WEEK 14 (February 4)

| RK. | TEAM | RECORD | PTS | PREV |
|-----|------------------|--------|-----|------|
| 1. | UConn (25) | 20-2 | 793 | 1 |
| 2. | Purdue (7) | 21-2 | 775 | 2 |
| 3. | North Carolina | 18-4 | 710 | 3 |
| 4. | Kansas | 18-4 | 683 | 9 |
| 5. | Houston | 19-3 | 662 | 4 |
| 6. | Tennessee | 16-5 | 647 | 5 |
| 7. | Marquette | 17-5 | 573 | 10 |
| 8. | Arizona | 17-5 | 525 | 12 |
| 9. | Wisconsin | 16-6 | 505 | 6 |
| 10. | Duke | 16-5 | 469 | 7 |
| 11. | Auburn | 18-4 | 450 | 16 |
| 12. | Illinois | 17-5 | 430 | 14 |
| 13. | Baylor | 16-5 | 394 | 18 |
| 14. | Iowa State | 16-5 | 387 | 11 |
| 15. | Kentucky | 15-6 | 297 | 8 |
| 16. | Alabama | 16-6 | 285 | 22 |
| 17. | Dayton | 18-3 | 265 | 19 |
| 18. | Creighton | 16-6 | 261 | 13 |
| 19. | BYU | 16-5 | 234 | 21 |
| 20. | South Carolina | 19-3 | 221 | RV |
| 21. | Utah State | 19-3 | 167 | 17 |
| 22. | Florida Atlantic | 18-4 | 161 | 23 |
| 23. | Texas Tech | 16-5 | 133 | 15 |
| 24. | San Diego State | 17-5 | 68 | RV |
| 25. | New Mexico | 18-4 | 60 | 20 |

Others receiving votes: Saint Mary's 57; Indiana State 45; TCU 36; Colorado State 32; Virginia 17; Oklahoma 12; Grand Canyon 12; Northwestern 8; Boise State 7; Gonzaga 6; Texas 5; Michigan State 4; Ole Miss 2; App State 2.

Schools dropped out: No. 24 Oklahoma; No. 25 TCU.



2023-24 RESULTS / GAME LEADERS

| Date | Opponent | | Score | Att. | High Points | High Rebounds |
|------------|----------------------|---|--------|-------|-----------------------|-----------------------|
| 11/06/2023 | Eastern Wash. | W | 101-66 | 7632 | (20) MADSEN, Gabe | (11) KEITA, Keba |
| 11/10/2023 | UC Riverside | W | 82-53 | 7565 | (18) LOVERING, Lawson | (7) LOVERING, Lawson |
| | | | | | | (7) KEITA, Keba |
| 11/16/2023 | vs Wake Forest | W | 77-70 | 2745 | (31) CARLSON, Branden | (6) CARLSON, Ben |
| 11/17/2023 | vs Houston | L | 66-76 | 3029 | (29) MADSEN, Gabe | (8) CARLSON, Branden |
| | | | | | | (8) LOVERING, Lawson |
| 11/19/2023 | vs St. John's (NY) | L | 82-91 | 3841 | (22) CARLSON, Branden | (8) CARLSON, Branden |
| 11/27/2023 | at Saint Mary's (CA) | W | 78-71 | 3500 | (17) MADSEN, Gabe | (8) WORSTER, Rollie |
| | | | | | (17) WORSTER, Rollie | |
| 11/30/2023 | vs Hawaii | W | 79-66 | 4686 | (17) CARLSON, Branden | (9) WORSTER, Rollie |
| 12/05/2023 | Southern Utah | W | 88-86 | 7161 | (23) KEITA, Keba | (10) CARLSON, Ben |
| 12/09/2023 | BYU | W | 73-69 | 15648 | (17) MADSEN, Gabe | (8) CARLSON, Branden |
| 12/16/2023 | Utah Valley | W | 76-62 | 8349 | (26) CARLSON, Branden | (11) LOVERING, Lawson |
| 12/20/2023 | Bellarmine | W | 85-43 | 7310 | (17) LOVERING, Lawson | (9) CARLSON, Ben |
| 12/29/2023 | Washington St. | W | 80-58 | 8235 | (20) MADSEN, Gabe | (11) KEITA, Keba |
| 12/31/2023 | Washington | W | 95-90 | 7468 | (34) CARLSON, Branden | (11) MADSEN, Gabe |
| 01/04/2024 | at Arizona St. | L | 70-82 | 6260 | (19) CARLSON, Branden | (8) CARLSON, Branden |
| 01/06/2024 | at Arizona | L | 73-92 | 14688 | (18) MADSEN, Gabe | (6) CARLSON, Ben |
| 01/11/2024 | UCLA | W | 90-44 | 8934 | (14) BAJEMA, Cole | (14) CARLSON, Branden |
| | | | | | (14) KEITA, Keba | |
| 01/14/2024 | at Stanford | L | 73-79 | 3037 | (16) CARLSON, Branden | (10) SMITH, Deivon |
| | | | | | (16) SMITH, Deivon | |
| 01/18/2024 | Oregon St. | W | 74-47 | 8063 | (18) KEITA, Keba | (15) KEITA, Keba |
| 01/21/2024 | Oregon | W | 80-77 | 7919 | (24) SMITH, Deivon | (11) SMITH, Deivon |
| 01/24/2024 | at Washington St. | L | 57-79 | 2605 | (20) CARLSON, Branden | (9) KEITA, Keba |
| 01/27/2024 | at Washington | L | 73-98 | 7419 | (20) SMITH, Deivon | (7) KEITA, Keba |
| 02/03/2024 | Colorado | W | 73-68 | 9294 | (21) MADSEN, Gabe | (11) SMITH, Deivon |

Attendance Summary

| | Games | Attend | Avg/Game |
|--------------|-----------|---------------|-------------|
| Home | 12 | 103578 | 8632 |
| Away | 6 | 37509 | 6252 |
| Neutral | 4 | 14301 | 3575 |
| Total | 22 | 155388 | 7063 |



2023-24 CUMULATIVE STATISTICS

Game Records

| Record | Overall | Home | Away | Neutral |
|----------------|---------|------|------|---------|
| ALL GAMES | 15-7 | 12-0 | 1-5 | 2-2 |
| CONFERENCE | 6-5 | 6-0 | 0-5 | 0-0 |
| NON-CONFERENCE | 9-2 | 6-0 | 1-0 | 2-2 |

Score by Periods

| Team | 1st | 2nd | OT | TOT |
|-----------|-----|-----|----|------|
| Utah | 802 | 923 | 0 | 1725 |
| Opponents | 746 | 821 | 0 | 1567 |

Team Box Score

| No. | Player | | | | Total | | 3-Point | | F-Throw | | Rebounds | | | | | | | | | | | |
|-----------|------------------|-------|--------|------|----------|------|----------|------|---------|------|----------|-----|-----|------|-----|----|-----|-----|-----|-----|------|------|
| | | GP-GS | MIN | AVG | FG-FGA | FG% | 3FG-3FGA | 3FG% | FT-FTA | FT% | OFF | DEF | TOT | AVG | PF | DQ | A | TO | BLK | STL | PTS | AVG |
| 35 | CARLSON, Branden | 21-21 | 612:01 | 29.1 | 124-269 | .461 | 33-96 | .344 | 57-78 | .731 | 30 | 104 | 134 | 6.4 | 38 | 0 | 43 | 30 | 31 | 9 | 338 | 16.1 |
| 55 | MADSEN, Gabe | 22-22 | 687:53 | 31.3 | 103-217 | .475 | 60-143 | .420 | 20-26 | .769 | 11 | 80 | 91 | 4.1 | 30 | 0 | 48 | 46 | 2 | 35 | 286 | 13.0 |
| 5 | SMITH, Deivon | 13-6 | 312:28 | 24.0 | 59-128 | .461 | 13-31 | .419 | 16-23 | .696 | 8 | 56 | 64 | 4.9 | 16 | 0 | 69 | 28 | 3 | 11 | 147 | 11.3 |
| 25 | WORSTER, Rollie | 16-16 | 503:09 | 31.4 | 54-132 | .409 | 8-29 | .276 | 43-61 | .705 | 21 | 57 | 78 | 4.9 | 36 | 0 | 88 | 30 | 3 | 22 | 159 | 9.9 |
| 13 | KEITA, Keba | 20-5 | 329:43 | 16.5 | 80-125 | .640 | 0-0 | .000 | 30-52 | .577 | 49 | 77 | 126 | 6.3 | 48 | 2 | 8 | 13 | 23 | 17 | 190 | 9.5 |
| 2 | BAJEMA, Cole | 22-22 | 568:30 | 25.8 | 63-149 | .423 | 39-98 | .398 | 36-48 | .750 | 5 | 56 | 61 | 2.8 | 41 | 1 | 19 | 18 | 6 | 15 | 201 | 9.1 |
| 34 | LOVERING, Lawson | 18-17 | 340:30 | 18.9 | 54-95 | .568 | 2-7 | .286 | 21-39 | .538 | 22 | 62 | 84 | 4.7 | 48 | 0 | 32 | 31 | 17 | 11 | 131 | 7.3 |
| 1 | CARLSON, Ben | 22-1 | 396:22 | 18.0 | 52-108 | .481 | 22-58 | .379 | 19-26 | .731 | 29 | 63 | 92 | 4.2 | 30 | 1 | 7 | 18 | 5 | 2 | 145 | 6.6 |
| 0 | ERICKSON, Hunter | 22-0 | 409:54 | 18.6 | 35-82 | .427 | 12-42 | .286 | 6-15 | .400 | 2 | 24 | 26 | 1.2 | 30 | 0 | 50 | 26 | 5 | 12 | 88 | 4.0 |
| 14 | HADDOCK, Brandon | 8-0 | 14:30 | 1.8 | 3-4 | .750 | 3-4 | .750 | 0-0 | .000 | 0 | 0 | 0 | 0.0 | 1 | 0 | 0 | 1 | 0 | 1 | 9 | 1.1 |
| 3 | TEAT, Jayden | 13-0 | 60:33 | 4.7 | 6-24 | .250 | 2-13 | .154 | 0-0 | .000 | 0 | 7 | 7 | 0.5 | 7 | 0 | 6 | 1 | 0 | 3 | 14 | 1.1 |
| 21 | TARLAC, Luka | 16-0 | 101:30 | 6.3 | 5-11 | .455 | 0-0 | .000 | 2-11 | .182 | 8 | 9 | 17 | 1.1 | 9 | 0 | 5 | 6 | 2 | 2 | 12 | 0.8 |
| 10 | WAHLIN, Jake | 8-0 | 62:57 | 7.9 | 2-10 | .200 | 0-6 | .000 | 1-4 | .250 | 5 | 10 | 15 | 1.9 | 9 | 0 | 3 | 3 | 2 | 0 | 5 | 0.6 |
| Team | | | | | | | | | | | 30 | 30 | 60 | | | | | 7 | | | | |
| Total | | 22 | 4400 | | 640-1354 | .473 | 194-527 | .368 | 251-383 | .655 | 220 | 635 | 855 | 38.9 | 343 | 4 | 378 | 258 | 99 | 140 | 1725 | 78.4 |
| Opponents | | 22 | 4400 | | 582-1382 | .421 | 184-521 | .353 | 219-337 | .650 | 229 | 564 | 793 | 36.0 | 378 | 7 | 309 | 242 | 67 | 135 | 1567 | 71.2 |

Team Statistics

| | UTAH | OPP |
|------------------------|---------|--------|
| Scoring | | |
| Points per game | 78.4 | 71.2 |
| Scoring margin | +7.2 | - |
| Field goals-att | | |
| Field goal pct | .473 | .421 |
| 3 point fg-att | | |
| 3-point FG pct | .368 | .353 |
| 3-pt FG made per game | 8.8 | 8.4 |
| Free throws-att | | |
| Free throw pct | .655 | .650 |
| F-Throws made per game | 11.4 | 10.0 |
| Rebounds | | |
| Rebounds per game | 38.9 | 36.0 |
| Rebounding margin | +2.8 | - |
| Assists | | |
| Assists per game | 17.2 | 14.0 |
| Turnovers | | |
| Turnovers per game | 11.7 | 11.0 |
| Turnover margin | -0.7 | - |
| Assist/turnover ratio | 1.5 | 1.3 |
| Steals | | |
| Steals per game | 6.4 | 6.1 |
| Blocks | | |
| Blocks per game | 4.5 | 3.0 |
| Winning streak | | |
| Home win streak | 12 | - |
| Attendance | | |
| Home games-Avg/Game | 12-8632 | 6-6252 |
| Neutral site-Avg/Game | - | 4-3575 |

Team Results

| Date | Opponent | | Score | Att. |
|------------|----------------------|---|--------|-------|
| 11/06/2023 | Eastern Wash. | W | 101-66 | 7632 |
| 11/10/2023 | UC Riverside | W | 82-53 | 7565 |
| 11/16/2023 | vs Wake Forest | W | 77-70 | 2745 |
| 11/17/2023 | vs Houston | L | 66-76 | 3029 |
| 11/19/2023 | vs St. John's (NY) | L | 82-91 | 3841 |
| 11/27/2023 | at Saint Mary's (CA) | W | 78-71 | 3500 |
| 11/30/2023 | vs Hawaii | W | 79-66 | 4686 |
| 12/05/2023 | Southern Utah | W | 88-86 | 7161 |
| 12/09/2023 | BYU | W | 73-69 | 15648 |
| 12/16/2023 | Utah Valley | W | 76-62 | 8349 |
| 12/20/2023 | Bellarmine | W | 85-43 | 7310 |
| 12/29/2023 | Washington St. | W | 80-58 | 8235 |
| 12/31/2023 | Washington | W | 95-90 | 7468 |
| 01/04/2024 | at Arizona St. | L | 70-82 | 6260 |
| 01/06/2024 | at Arizona | L | 73-92 | 14688 |
| 01/11/2024 | UCLA | W | 90-44 | 8934 |
| 01/14/2024 | at Stanford | L | 73-79 | 3037 |
| 01/18/2024 | Oregon St. | W | 74-47 | 8063 |
| 01/21/2024 | Oregon | W | 80-77 | 7919 |
| 01/24/2024 | at Washington St. | L | 57-79 | 2605 |
| 01/27/2024 | at Washington | L | 73-98 | 7419 |
| 02/03/2024 | Colorado | W | 73-68 | 9294 |



2023-24 PAC-12 STATISTICS

Game Records

| Record | Overall | Home | Away | Neutral |
|----------------|---------|------|------|---------|
| ALL GAMES | 6-5 | 6-0 | 0-5 | 0-0 |
| CONFERENCE | 6-5 | 6-0 | 0-5 | 0-0 |
| NON-CONFERENCE | 0-0 | 0-0 | 0-0 | 0-0 |

Score by Periods

| Team | 1st | 2nd | OT | TOT |
|-----------|-----|-----|----|-----|
| Utah | 362 | 476 | 0 | 838 |
| Opponents | 380 | 434 | 0 | 814 |

Team Box Score

| No. | Player | | | | Total | | 3-Point | | F-Throw | | Rebounds | | | | | | | | | | | | | |
|-----------|------------------|-------|--------|------|---------|------|----------|------|---------|------|----------|-----|-----|------|-----|----|-----|-----|-----|-----|-----|------|--|--|
| | | GP-GS | MIN | AVG | FG-FGA | FG% | 3FG-3FGA | 3FG% | FT-FTA | FT% | OFF | DEF | TOT | AVG | PF | DQ | A | TO | BLK | STL | PTS | AVG | | |
| 35 | CARLSON, Branden | 11-11 | 339:27 | 30.9 | 65-147 | .442 | 19-57 | .333 | 21-33 | .636 | 14 | 58 | 72 | 6.5 | 21 | 0 | 27 | 16 | 19 | 3 | 170 | 15.5 | | |
| 5 | SMITH, Deivon | 11-6 | 284:14 | 25.8 | 56-119 | .471 | 13-29 | .448 | 16-23 | .696 | 8 | 52 | 60 | 5.5 | 16 | 0 | 65 | 28 | 2 | 9 | 141 | 12.8 | | |
| 55 | MADSEN, Gabe | 11-11 | 353:41 | 32.2 | 46-104 | .442 | 27-71 | .380 | 11-14 | .786 | 6 | 41 | 47 | 4.3 | 21 | 0 | 25 | 25 | 0 | 18 | 130 | 11.8 | | |
| 13 | KEITA, Keba | 11-5 | 200:16 | 18.2 | 44-75 | .587 | 0-0 | .000 | 19-32 | .594 | 28 | 40 | 68 | 6.2 | 27 | 1 | 4 | 6 | 13 | 9 | 107 | 9.7 | | |
| 25 | WORSTER, Rollic | 5-5 | 154:19 | 30.9 | 18-39 | .462 | 2-10 | .200 | 7-12 | .583 | 4 | 16 | 20 | 4.0 | 14 | 0 | 20 | 10 | 1 | 3 | 45 | 9.0 | | |
| 2 | BAJEMA, Cole | 11-11 | 291:25 | 26.5 | 30-71 | .423 | 22-51 | .431 | 13-21 | .619 | 4 | 24 | 28 | 2.5 | 21 | 1 | 9 | 6 | 5 | 5 | 95 | 8.6 | | |
| 1 | CARLSON, Ben | 11-0 | 185:20 | 16.8 | 26-61 | .426 | 14-38 | .368 | 5-9 | .556 | 14 | 30 | 44 | 4.0 | 13 | 0 | 3 | 11 | 2 | 1 | 71 | 6.5 | | |
| 34 | LOVERING, Lawson | 7-6 | 100:36 | 14.4 | 15-23 | .652 | 0-0 | .000 | 5-15 | .333 | 6 | 18 | 24 | 3.4 | 18 | 0 | 9 | 8 | 3 | 3 | 35 | 5.0 | | |
| 0 | ERICKSON, Hunter | 11-0 | 164:55 | 15.0 | 10-23 | .435 | 4-15 | .267 | 4-10 | .400 | 2 | 10 | 12 | 1.1 | 12 | 0 | 13 | 2 | 3 | 5 | 28 | 2.5 | | |
| 10 | WAHLIN, Jake | 3-0 | 24:44 | 8.2 | 2-4 | .500 | 0-2 | .000 | 0-0 | .000 | 2 | 2 | 4 | 1.3 | 5 | 0 | 0 | 0 | 1 | 0 | 4 | 1.3 | | |
| 14 | HADDOCK, Brandon | 5-0 | 08:49 | 1.8 | 1-2 | .500 | 1-2 | .500 | 0-0 | .000 | 0 | 0 | 0 | 0.0 | 0 | 0 | 0 | 1 | 0 | 1 | 3 | 0.6 | | |
| 21 | TARLAC, Luka | 9-0 | 49:32 | 5.5 | 2-6 | .333 | 0-0 | .000 | 1-5 | .200 | 5 | 5 | 10 | 1.1 | 7 | 0 | 3 | 4 | 1 | 1 | 5 | 0.6 | | |
| 3 | TEAT, Jayden | 9-0 | 42:42 | 4.7 | 2-15 | .133 | 0-10 | .000 | 0-0 | .000 | 0 | 7 | 7 | 0.8 | 6 | 0 | 5 | 1 | 0 | 2 | 4 | 0.4 | | |
| Team | | | | | | | | | | | 14 | 9 | 23 | | | | | 4 | | | | | | |
| Total | | 11 | 2200 | | 317-689 | .460 | 102-285 | .358 | 102-174 | .586 | 107 | 312 | 419 | 38.1 | 181 | 2 | 183 | 122 | 50 | 60 | 838 | 76.2 | | |
| Opponents | | 11 | 2200 | | 299-696 | .430 | 90-241 | .373 | 126-187 | .674 | 120 | 301 | 421 | 38.3 | 177 | 4 | 161 | 112 | 43 | 69 | 814 | 74.0 | | |

Team Statistics

| | UTAH | OPP |
|------------------------|----------------|----------------|
| Scoring | 838 | 814 |
| Points per game | 76.2 | 74.0 |
| Scoring margin | +2.2 | - |
| Field goals-att | 317-689 | 299-696 |
| Field goal pct | .460 | .430 |
| 3 point fg-att | 102-285 | 90-241 |
| 3-point FG pct | .358 | .373 |
| 3-pt FG made per game | 9.3 | 8.2 |
| Free throws-att | 102-174 | 126-187 |
| Free throw pct | .586 | .674 |
| F-Throws made per game | 9.3 | 11.5 |
| Rebounds | 419 | 421 |
| Rebounds per game | 38.1 | 38.3 |
| Rebounding margin | -0.2 | - |
| Assists | 183 | 161 |
| Assists per game | 16.6 | 14.6 |
| Turnovers | 122 | 112 |
| Turnovers per game | 11.1 | 10.2 |
| Turnover margin | -0.9 | - |
| Assist/turnover ratio | 1.5 | 1.4 |
| Steals | 60 | 69 |
| Steals per game | 5.5 | 6.3 |
| Blocks | 50 | 43 |
| Blocks per game | 4.5 | 3.9 |
| Winning streak | 1 | - |
| Home win streak | 6 | - |
| Attendance | 49913 | 34009 |
| Home games-Avg/Game | 6-8319 | 5-6802 |
| Neutral site-Avg/Game | - | 0-0 |

Team Results

| Date | Opponent | | Score | Att. |
|------------|-------------------|---|-------|-------|
| 12/29/2023 | Washington St. | W | 80-58 | 8235 |
| 12/31/2023 | Washington | W | 95-90 | 7468 |
| 01/04/2024 | at Arizona St. | L | 70-82 | 6260 |
| 01/06/2024 | at Arizona | L | 73-92 | 14688 |
| 01/11/2024 | UCLA | W | 90-44 | 8934 |
| 01/14/2024 | at Stanford | L | 73-79 | 3037 |
| 01/18/2024 | Oregon St. | W | 74-47 | 8063 |
| 01/21/2024 | Oregon | W | 80-77 | 7919 |
| 01/24/2024 | at Washington St. | L | 57-79 | 2605 |
| 01/27/2024 | at Washington | L | 73-98 | 7419 |
| 02/03/2024 | Colorado | W | 73-68 | 9294 |

2023-24 HOME STATISTICS

Game Records

| Record | Overall | Home | Away | Neutral |
|----------------|---------|------|------|---------|
| ALL GAMES | 12-0 | 12-0 | 0-0 | 0-0 |
| CONFERENCE | 6-0 | 6-0 | 0-0 | 0-0 |
| NON-CONFERENCE | 6-0 | 6-0 | 0-0 | 0-0 |

Score by Periods

| Team | 1st | 2nd | OT | TOT |
|-----------|-----|-----|----|-----|
| Utah | 454 | 543 | 0 | 997 |
| Opponents | 346 | 417 | 0 | 763 |

Team Box Score

| No. | Player | | | | Total | | 3-Point | | F-Throw | | Rebounds | | | | | | | | | | | |
|-----------|------------------|-------|--------|------|---------|------|----------|------|---------|------|----------|-----|-----|------|-----|----|-----|-----|-----|-----|-----|------|
| | | GP-GS | MIN | AVG | FG-FGA | FG% | 3FG-3FGA | 3FG% | FT-FTA | FT% | OFF | DEF | TOT | AVG | PF | DQ | A | TO | BLK | STL | PTS | AVG |
| 35 | CARLSON, Branden | 11-11 | 315:36 | 28.7 | 61-130 | .469 | 16-48 | .333 | 35-45 | .778 | 16 | 60 | 76 | 6.9 | 16 | 0 | 29 | 17 | 16 | 3 | 173 | 15.7 |
| 55 | MADSEN, Gabe | 12-12 | 369:29 | 30.8 | 58-113 | .513 | 34-74 | .459 | 14-18 | .778 | 5 | 48 | 53 | 4.4 | 20 | 0 | 29 | 22 | 2 | 21 | 164 | 13.7 |
| 13 | KEITA, Keba | 12-3 | 200:39 | 16.7 | 59-89 | .663 | 0-0 | .000 | 22-37 | .595 | 31 | 52 | 83 | 6.9 | 32 | 2 | 3 | 9 | 16 | 9 | 140 | 11.7 |
| 5 | SMITH, Deivon | 8-3 | 198:08 | 24.8 | 34-71 | .479 | 8-19 | .421 | 11-14 | .786 | 6 | 38 | 44 | 5.5 | 9 | 0 | 51 | 16 | 2 | 8 | 87 | 10.9 |
| 25 | WORSTER, Rollie | 9-9 | 278:34 | 31.0 | 30-68 | .441 | 3-13 | .231 | 24-32 | .750 | 7 | 32 | 39 | 4.3 | 19 | 0 | 59 | 16 | 3 | 13 | 87 | 9.7 |
| 2 | BAJEMA, Cole | 12-12 | 287:24 | 23.9 | 37-89 | .416 | 23-57 | .404 | 16-23 | .696 | 3 | 35 | 38 | 3.2 | 22 | 0 | 7 | 13 | 4 | 6 | 113 | 9.4 |
| 34 | LOVERING, Lawson | 10-9 | 191:18 | 19.1 | 32-51 | .627 | 1-3 | .333 | 11-24 | .458 | 15 | 42 | 57 | 5.7 | 26 | 0 | 19 | 18 | 13 | 7 | 76 | 7.6 |
| 1 | CARLSON, Ben | 12-1 | 207:17 | 17.3 | 30-56 | .536 | 12-29 | .414 | 12-16 | .750 | 14 | 42 | 56 | 4.7 | 19 | 1 | 3 | 9 | 4 | 1 | 84 | 7.0 |
| 0 | ERICKSON, Hunter | 12-0 | 214:48 | 17.9 | 18-41 | .439 | 7-21 | .333 | 2-4 | .500 | 0 | 11 | 11 | 0.9 | 11 | 0 | 25 | 14 | 4 | 6 | 45 | 3.8 |
| 14 | HADDOCK, Brandon | 6-0 | 11:58 | 2.0 | 3-4 | .750 | 3-4 | .750 | 0-0 | .000 | 0 | 0 | 0 | 0.0 | 1 | 0 | 0 | 1 | 0 | 0 | 9 | 1.5 |
| 3 | TEAT, Jayden | 7-0 | 33:16 | 4.8 | 4-16 | .250 | 2-8 | .250 | 0-0 | .000 | 0 | 3 | 3 | 0.4 | 4 | 0 | 1 | 0 | 0 | 2 | 10 | 1.4 |
| 21 | TARLAC, Luka | 7-0 | 48:28 | 6.9 | 3-5 | .600 | 0-0 | .000 | 2-10 | .200 | 5 | 4 | 9 | 1.3 | 2 | 0 | 3 | 2 | 1 | 1 | 8 | 1.1 |
| 10 | WAHLIN, Jake | 5-0 | 43:05 | 8.6 | 0-7 | .000 | 0-5 | .000 | 1-4 | .250 | 3 | 7 | 10 | 2.0 | 4 | 0 | 3 | 3 | 1 | 0 | 1 | 0.2 |
| Team | | | | | | | | | | | 17 | 19 | 36 | | | | | 3 | | | | |
| Total | | 12 | 2400 | | 369-740 | .499 | 109-281 | .388 | 150-227 | .661 | 122 | 393 | 515 | 42.9 | 185 | 3 | 232 | 143 | 66 | 77 | 997 | 83.1 |
| Opponents | | 12 | 2400 | | 282-766 | .368 | 85-274 | .310 | 114-176 | .648 | 134 | 294 | 428 | 35.7 | 222 | 4 | 158 | 139 | 27 | 70 | 763 | 63.6 |

Team Statistics

| | UTAH | OPP |
|------------------------|----------------|----------------|
| Scoring | 997 | 763 |
| Points per game | 83.1 | 63.6 |
| Scoring margin | +19.5 | - |
| Field goals-att | 369-740 | 282-766 |
| Field goal pct | .499 | .368 |
| 3 point fg-att | 109-281 | 85-274 |
| 3-point FG pct | .388 | .310 |
| 3-pt FG made per game | 9.1 | 7.1 |
| Free throws-att | 150-227 | 114-176 |
| Free throw pct | .661 | .648 |
| F-Throws made per game | 12.5 | 9.5 |
| Rebounds | 515 | 428 |
| Rebounds per game | 42.9 | 35.7 |
| Rebounding margin | +7.3 | - |
| Assists | 232 | 158 |
| Assists per game | 19.3 | 13.2 |
| Turnovers | 143 | 139 |
| Turnovers per game | 11.9 | 11.6 |
| Turnover margin | -0.3 | - |
| Assist/turnover ratio | 1.6 | 1.1 |
| Steals | 77 | 70 |
| Steals per game | 6.4 | 5.8 |
| Blocks | 66 | 27 |
| Blocks per game | 5.5 | 2.3 |
| Winning streak | 12 | - |
| Home win streak | 12 | - |
| Attendance | 103578 | 0 |
| Home games-Avg/Game | 12-8632 | 0-0 |
| Neutral site-Avg/Game | - | 0-0 |

Team Results

| Date | Opponent | | Score | Att. |
|------------|----------------|---|--------|-------|
| 11/06/2023 | Eastern Wash. | W | 101-66 | 7632 |
| 11/10/2023 | UC Riverside | W | 82-53 | 7565 |
| 12/05/2023 | Southern Utah | W | 88-86 | 7161 |
| 12/09/2023 | BYU | W | 73-69 | 15648 |
| 12/16/2023 | Utah Valley | W | 76-62 | 8349 |
| 12/20/2023 | Bellarmine | W | 85-43 | 7310 |
| 12/29/2023 | Washington St. | W | 80-58 | 8235 |
| 12/31/2023 | Washington | W | 95-90 | 7468 |
| 01/11/2024 | UCLA | W | 90-44 | 8934 |
| 01/18/2024 | Oregon St. | W | 74-47 | 8063 |
| 01/21/2024 | Oregon | W | 80-77 | 7919 |
| 02/03/2024 | Colorado | W | 73-68 | 9294 |



2023-24 ROAD STATISTICS

Game Records

| Record | Overall | Home | Away | Neutral |
|----------------|---------|------|------|---------|
| ALL GAMES | 1-5 | 0-0 | 1-5 | 0-0 |
| CONFERENCE | 0-5 | 0-0 | 0-5 | 0-0 |
| NON-CONFERENCE | 1-0 | 0-0 | 1-0 | 0-0 |

Score by Periods

| Team | 1st | 2nd | OT | TOT |
|-----------|-----|-----|----|-----|
| Utah | 205 | 219 | 0 | 424 |
| Opponents | 234 | 267 | 0 | 501 |

Team Box Score

| No. | Player | | | | Total | | 3-Point | | F-Throw | | Rebounds | | | | | | | | | | | |
|-----------|------------------|-------|--------|------|---------|------|----------|------|---------|------|----------|-----|-----|------|-----|----|----|----|-----|-----|-----|------|
| | | GP-GS | MIN | AVG | FG-FGA | FG% | 3FG-3FGA | 3FG% | FT-FTA | FT% | OFF | DEF | TOT | AVG | PF | DQ | A | TO | BLK | STL | PTS | AVG |
| 35 | CARLSON, Branden | 6-6 | 180:03 | 30.0 | 33-76 | .434 | 8-28 | .286 | 4-9 | .444 | 5 | 27 | 32 | 5.3 | 14 | 0 | 9 | 8 | 9 | 3 | 78 | 13.0 |
| 5 | SMITH, Deivon | 5-3 | 114:20 | 22.9 | 25-57 | .439 | 5-12 | .417 | 5-9 | .556 | 2 | 18 | 20 | 4.0 | 7 | 0 | 18 | 12 | 1 | 3 | 60 | 12.0 |
| 55 | MADSEN, Gabe | 6-6 | 195:09 | 32.5 | 25-61 | .410 | 13-40 | .325 | 5-6 | .833 | 2 | 18 | 20 | 3.3 | 8 | 0 | 12 | 14 | 0 | 9 | 68 | 11.3 |
| 25 | WORSTER, Rollic | 3-3 | 95:46 | 31.9 | 12-32 | .375 | 3-10 | .300 | 6-9 | .667 | 5 | 10 | 15 | 5.0 | 7 | 0 | 8 | 7 | 0 | 1 | 33 | 11.0 |
| 2 | BAJEMA, Cole | 6-6 | 170:35 | 28.4 | 16-34 | .471 | 11-24 | .458 | 10-14 | .714 | 1 | 10 | 11 | 1.8 | 10 | 1 | 8 | 2 | 1 | 4 | 53 | 8.8 |
| 1 | CARLSON, Ben | 6-0 | 120:30 | 20.1 | 15-39 | .385 | 9-26 | .346 | 6-8 | .750 | 11 | 12 | 23 | 3.8 | 6 | 0 | 4 | 5 | 1 | 1 | 45 | 7.5 |
| 13 | KEITA, Keba | 6-2 | 102:55 | 17.2 | 15-28 | .536 | 0-0 | .000 | 6-12 | .500 | 15 | 18 | 33 | 5.5 | 13 | 0 | 3 | 4 | 6 | 6 | 36 | 6.0 |
| 34 | LOVERING, Lawson | 4-4 | 51:40 | 12.9 | 9-16 | .563 | 0-0 | .000 | 4-7 | .571 | 1 | 5 | 6 | 1.5 | 11 | 0 | 6 | 5 | 1 | 1 | 22 | 5.5 |
| 0 | ERICKSON, Hunter | 6-0 | 98:07 | 16.4 | 7-18 | .389 | 2-10 | .200 | 3-8 | .375 | 2 | 4 | 6 | 1.0 | 13 | 0 | 10 | 2 | 1 | 4 | 19 | 3.2 |
| 10 | WAHLIN, Jake | 2-0 | 18:12 | 9.1 | 2-3 | .667 | 0-1 | .000 | 0-0 | .000 | 2 | 2 | 4 | 2.0 | 4 | 0 | 0 | 0 | 1 | 0 | 4 | 2.0 |
| 3 | TEAT, Jayden | 5-0 | 25:38 | 5.1 | 2-8 | .250 | 0-5 | .000 | 0-0 | .000 | 0 | 4 | 4 | 0.8 | 3 | 0 | 4 | 1 | 0 | 1 | 4 | 0.8 |
| 21 | TARLAC, Luka | 5-0 | 24:34 | 4.9 | 1-4 | .250 | 0-0 | .000 | 0-1 | .000 | 2 | 5 | 7 | 1.4 | 5 | 0 | 1 | 2 | 1 | 0 | 2 | 0.4 |
| 14 | HADDOCK, Brandon | 2-0 | 02:32 | 1.3 | 0-0 | .000 | 0-0 | .000 | 0-0 | .000 | 0 | 0 | 0 | 0.0 | 0 | 0 | 0 | 0 | 0 | 1 | 0 | 0.0 |
| Team | | | | | | | | | | | 7 | 6 | 13 | | | | | 3 | | | | |
| Total | | 6 | 1200 | | 162-376 | .431 | 51-156 | .327 | 49-83 | .590 | 55 | 139 | 194 | 32.3 | 101 | 1 | 83 | 65 | 22 | 34 | 424 | 70.7 |
| Opponents | | 6 | 1200 | | 185-371 | .499 | 59-141 | .418 | 72-104 | .692 | 55 | 173 | 228 | 38.0 | 87 | 2 | 95 | 60 | 29 | 38 | 501 | 83.5 |

Team Statistics

| | UTAH | OPP |
|------------------------|---------|---------|
| Scoring | | |
| Points per game | 424 | 501 |
| Points per game | 70.7 | 83.5 |
| Scoring margin | -12.8 | - |
| Field goals-att | | |
| Field goal pct | 162-376 | 185-371 |
| Field goal pct | .431 | .499 |
| 3 point fg-att | | |
| 3-point FG pct | 51-156 | 59-141 |
| 3-pt FG made per game | .327 | .418 |
| 3-pt FG made per game | 8.5 | 9.8 |
| Free throws-att | | |
| Free throw pct | 49-83 | 72-104 |
| Free throw pct | .590 | .692 |
| F-Throws made per game | 8.2 | 12.0 |
| Rebounds | | |
| Rebounds per game | 194 | 228 |
| Rebounds per game | 32.3 | 38.0 |
| Rebounding margin | -5.7 | - |
| Assists | | |
| Assists per game | 83 | 95 |
| Assists per game | 13.8 | 15.8 |
| Turnovers | | |
| Turnovers per game | 65 | 60 |
| Turnovers per game | 10.8 | 10.0 |
| Turnover margin | -0.8 | - |
| Assist/turnover ratio | 1.3 | 1.6 |
| Steals | | |
| Steals per game | 34 | 38 |
| Steals per game | 5.7 | 6.3 |
| Blocks | | |
| Blocks per game | 22 | 29 |
| Blocks per game | 3.7 | 4.8 |
| Winning streak | | |
| Home win streak | 0 | - |
| Home win streak | 0 | - |
| Attendance | | |
| Home games-Avg/Game | 0 | 37509 |
| Home games-Avg/Game | 0-0 | 6-6252 |
| Neutral site-Avg/Game | - | 0-0 |

Team Results

| Date | Opponent | | Score | Att. |
|------------|----------------------|---|-------|-------|
| 11/27/2023 | at Saint Mary's (CA) | W | 78-71 | 3500 |
| 01/04/2024 | at Arizona St. | L | 70-82 | 6260 |
| 01/06/2024 | at Arizona | L | 73-92 | 14688 |
| 01/14/2024 | at Stanford | L | 73-79 | 3037 |
| 01/24/2024 | at Washington St. | L | 57-79 | 2605 |
| 01/27/2024 | at Washington | L | 73-98 | 7419 |



2023-24 NEUTRAL STATISTICS

Game Records

| Record | Overall | Home | Away | Neutral |
|----------------|---------|------|------|---------|
| ALL GAMES | 2-2 | 0-0 | 0-0 | 2-2 |
| CONFERENCE | 0-0 | 0-0 | 0-0 | 0-0 |
| NON-CONFERENCE | 2-2 | 0-0 | 0-0 | 2-2 |

Score by Periods

| Team | 1st | 2nd | OT | TOT |
|-----------|-----|-----|----|-----|
| Utah | 143 | 161 | 0 | 304 |
| Opponents | 166 | 137 | 0 | 303 |

Team Box Score

| No. | Player | | | | Total | | 3-Point | | F-Throw | | Rebounds | | | | | | | | | | | | | |
|-----------|------------------|-------|--------|------|---------|------|----------|------|---------|------|----------|-----|-----|------|----|----|----|----|-----|-----|-----|------|--|--|
| | | GP-GS | MIN | AVG | FG-FGA | FG% | 3FG-3FGA | 3FG% | FT-FTA | FT% | OFF | DEF | TOT | AVG | PF | DQ | A | TO | BLK | STL | PTS | AVG | | |
| 35 | CARLSON, Branden | 4-4 | 116:22 | 29.1 | 30-63 | .476 | 9-20 | .450 | 18-24 | .750 | 9 | 17 | 26 | 6.5 | 8 | 0 | 5 | 5 | 6 | 3 | 87 | 21.8 | | |
| 55 | MADSEN, Gabe | 4-4 | 123:16 | 30.8 | 20-43 | .465 | 13-29 | .448 | 1-2 | .500 | 4 | 14 | 18 | 4.5 | 2 | 0 | 7 | 10 | 0 | 5 | 54 | 13.5 | | |
| 25 | WORSTER, Rollie | 4-4 | 128:49 | 32.2 | 12-32 | .375 | 2-6 | .333 | 13-20 | .650 | 9 | 15 | 24 | 6.0 | 10 | 0 | 21 | 7 | 0 | 8 | 39 | 9.8 | | |
| 2 | BAJEMA, Cole | 4-4 | 110:31 | 27.6 | 10-26 | .385 | 5-17 | .294 | 10-11 | .909 | 1 | 11 | 12 | 3.0 | 9 | 0 | 4 | 3 | 1 | 5 | 35 | 8.8 | | |
| 34 | LOVERING, Lawson | 4-4 | 97:32 | 24.4 | 13-28 | .464 | 1-4 | .250 | 6-8 | .750 | 6 | 15 | 21 | 5.3 | 11 | 0 | 7 | 8 | 3 | 3 | 33 | 8.3 | | |
| 13 | KEITA, Keba | 2-0 | 26:09 | 13.1 | 6-8 | .750 | 0-0 | .000 | 2-3 | .667 | 3 | 7 | 10 | 5.0 | 3 | 0 | 2 | 0 | 1 | 2 | 14 | 7.0 | | |
| 0 | ERICKSON, Hunter | 4-0 | 96:60 | 24.2 | 10-23 | .435 | 3-11 | .273 | 1-3 | .333 | 0 | 9 | 9 | 2.3 | 6 | 0 | 15 | 10 | 0 | 2 | 24 | 6.0 | | |
| 1 | CARLSON, Ben | 4-0 | 68:35 | 17.1 | 7-13 | .538 | 1-3 | .333 | 1-2 | .500 | 4 | 9 | 13 | 3.3 | 5 | 0 | 0 | 4 | 0 | 0 | 16 | 4.0 | | |
| 21 | TARLAC, Luka | 4-0 | 28:29 | 7.1 | 1-2 | .500 | 0-0 | .000 | 0-0 | .000 | 1 | 0 | 1 | 0.3 | 2 | 0 | 1 | 2 | 0 | 1 | 2 | 0.5 | | |
| 3 | TEAT, Jayden | 1-0 | 01:39 | 1.7 | 0-0 | .000 | 0-0 | .000 | 0-0 | .000 | 0 | 0 | 0 | 0.0 | 0 | 0 | 1 | 0 | 0 | 0 | 0 | 0.0 | | |
| 10 | WAHLIN, Jake | 1-0 | 01:39 | 1.7 | 0-0 | .000 | 0-0 | .000 | 0-0 | .000 | 0 | 1 | 1 | 1.0 | 1 | 0 | 0 | 0 | 0 | 0 | 0 | 0.0 | | |
| Team | | | | | | | | | | | 6 | 5 | 11 | | | | | 1 | | | | | | |
| Total | | 4 | 800 | | 109-238 | .458 | 34-90 | .378 | 52-73 | .712 | 43 | 103 | 146 | 36.5 | 57 | 0 | 63 | 50 | 11 | 29 | 304 | 76.0 | | |
| Opponents | | 4 | 800 | | 115-245 | .469 | 40-106 | .377 | 33-57 | .579 | 40 | 97 | 137 | 34.3 | 69 | 1 | 56 | 43 | 11 | 27 | 303 | 75.8 | | |

Team Statistics

| | UTAH | OPP |
|------------------------|----------------|----------------|
| Scoring | 304 | 303 |
| Points per game | 76.0 | 75.8 |
| Scoring margin | +0.3 | - |
| Field goals-att | 109-238 | 115-245 |
| Field goal pct | .458 | .469 |
| 3 point fg-att | 34-90 | 40-106 |
| 3-point FG pct | .378 | .377 |
| 3-pt FG made per game | 8.5 | 10.0 |
| Free throws-att | 52-73 | 33-57 |
| Free throw pct | .712 | .579 |
| F-Throws made per game | 13.0 | 8.3 |
| Rebounds | 146 | 137 |
| Rebounds per game | 36.5 | 34.3 |
| Rebounding margin | +2.3 | - |
| Assists | 63 | 56 |
| Assists per game | 15.8 | 14.0 |
| Turnovers | 50 | 43 |
| Turnovers per game | 12.5 | 10.8 |
| Turnover margin | -1.8 | - |
| Assist/turnover ratio | 1.3 | 1.3 |
| Steals | 29 | 27 |
| Steals per game | 7.3 | 6.8 |
| Blocks | 11 | 11 |
| Blocks per game | 2.8 | 2.8 |
| Winning streak | 1 | - |
| Home win streak | 0 | - |
| Attendance | 0 | 0 |
| Home games-Avg/Game | 0-0 | 0-0 |
| Neutral site-Avg/Game | - | 4-3575 |

Team Results

| Date | Opponent | | Score | Att. |
|------------|--------------------|---|-------|------|
| 11/16/2023 | vs Wake Forest | W | 77-70 | 2745 |
| 11/17/2023 | vs Houston | L | 66-76 | 3029 |
| 11/19/2023 | vs St. John's (NY) | L | 82-91 | 3841 |
| 11/30/2023 | vs Hawaii | W | 79-66 | 4686 |



GAME-BY-GAME COMPARISON

| Opponent | 1st | 2nd | Score | Mar | Total FG | FG Pct | 3-Pointers | 3-FG Pct | Free Throws | FT Pct | Rebounds | Assist | I/Over | Block | Steal | Fouls |
|-------------------|-------|-------|--------|------|-------------|-----------|-------------|-----------|-------------|-----------|------------|--------|--------|-------|-------|-------|
| EASTERN WASH. | 44/20 | 57/46 | 101-66 | +35 | 32-58/25-66 | .552/.379 | 11-25/9-30 | .440/.300 | 26-38/7-11 | .684/.636 | 48/28 +20 | 18/18 | 16/15 | 6/0 | 10/8 | 13/28 |
| UC RIVERSIDE | 48/13 | 34/40 | 82-53 | +29 | 32-66/20-65 | .485/.308 | 7-20/8-28 | .350/.286 | 11-15/5-7 | .733/.714 | 52/30 +22 | 22/14 | 10/7 | 3/1 | 3/3 | 13/15 |
| Wake Forest | 31/41 | 46/29 | 77-70 | +7 | 30-60/28-60 | .500/.467 | 8-20/10-26 | .400/.385 | 9-15/4-6 | .600/.667 | 38/27 +11 | 22/11 | 11/9 | 6/4 | 6/5 | 11/15 |
| Houston | 30/39 | 36/37 | 66-76 | (10) | 19-53/28-62 | .358/.452 | 10-31/8-24 | .323/.333 | 18-25/12-24 | .720/.500 | 38/39 (1) | 16/12 | 15/7 | 3/3 | 5/10 | 15/21 |
| St. John's (NY) | 43/52 | 39/39 | 82-91 | (9) | 30-68/35-66 | .441/.530 | 11-25/13-26 | .440/.500 | 11-16/8-12 | .688/.667 | 32/42 (10) | 14/19 | 12/16 | 0/2 | 11/7 | 13/17 |
| Saint Mary's (CA) | 38/38 | 40/33 | 78-71 | +7 | 24-55/25-60 | .436/.417 | 7-17/9-27 | .412/.333 | 23-31/12-18 | .742/.667 | 33/35 (2) | 11/12 | 9/9 | 4/6 | 5/6 | 18/20 |
| Hawaii | 39/34 | 40/32 | 79-66 | +13 | 30-57/24-57 | .526/.421 | 5-14/9-30 | .357/.300 | 14-17/9-15 | .824/.600 | 38/29 +9 | 11/14 | 12/11 | 2/2 | 7/5 | 18/16 |
| SOUTHERN UTAH | 47/40 | 41/46 | 88-86 | +2 | 34-63/30-60 | .540/.500 | 5-17/12-26 | .294/.462 | 15-21/14-19 | .714/.737 | 35/31 +4 | 22/16 | 10/13 | 4/1 | 8/5 | 19/23 |
| BYU | 45/31 | 28/38 | 73-69 | +4 | 28-57/26-71 | .491/.366 | 8-26/7-30 | .308/.233 | 9-13/10-18 | .692/.556 | 41/42 (1) | 19/13 | 13/8 | 5/1 | 4/6 | 16/20 |
| UTAH VALLEY | 38/32 | 38/30 | 76-62 | +14 | 29-58/24-64 | .500/.375 | 9-20/4-16 | .450/.250 | 9-12/10-16 | .750/.625 | 39/36 +3 | 23/11 | 17/12 | 8/3 | 7/7 | 18/16 |
| BELLARMINE | 37/26 | 48/17 | 85-43 | +42 | 35-70/18-55 | .500/.327 | 11-27/5-17 | .407/.294 | 4-6/2-4 | .667/.500 | 42/33 +9 | 17/8 | 11/23 | 8/1 | 14/4 | 8/10 |
| WASHINGTON ST. | 31/29 | 49/29 | 80-58 | +22 | 29-61/21-67 | .475/.313 | 7-17/4-20 | .412/.200 | 15-21/12-21 | .714/.571 | 37/51 (14) | 22/14 | 5/13 | 9/3 | 6/1 | 18/16 |
| WASHINGTON | 35/46 | 60/44 | 95-90 | +5 | 37-70/31-78 | .529/.397 | 11-24/8-23 | .458/.348 | 10-22/20-25 | .455/.800 | 48/41 +7 | 20/15 | 12/5 | 4/3 | 5/6 | 19/19 |
| Arizona St. | 36/41 | 34/41 | 70-82 | (12) | 28-68/30-60 | .412/.500 | 7-22/12-28 | .318/.429 | 7-12/10-16 | .583/.625 | 42/36 +6 | 14/18 | 15/13 | 2/6 | 7/10 | 17/11 |
| Arizona | 39/42 | 34/50 | 73-92 | (19) | 28-68/38-63 | .412/.603 | 10-35/10-18 | .286/.556 | 7-9/6-9 | .778/.667 | 24/42 (18) | 16/22 | 11/17 | 4/5 | 10/7 | 12/13 |
| UCLA | 33/23 | 57/21 | 90-44 | +46 | 33-66/17-54 | .500/.315 | 13-32/3-17 | .406/.176 | 11-16/7-14 | .688/.500 | 50/28 +22 | 21/8 | 11/13 | 5/1 | 7/7 | 18/21 |
| Stanford | 32/34 | 41/45 | 73-79 | (6) | 28-63/25-61 | .444/.410 | 13-32/10-26 | .406/.385 | 4-12/19-26 | .333/.731 | 35/40 (5) | 17/17 | 6/5 | 2/4 | 4/4 | 20/14 |
| OREGON ST. | 33/22 | 41/25 | 74-47 | +27 | 27-61/16-55 | .443/.291 | 9-26/7-23 | .346/.304 | 11-21/8-13 | .524/.615 | 52/31 +21 | 15/8 | 10/8 | 5/7 | 5/7 | 14/17 |
| OREGON | 32/33 | 48/44 | 80-77 | +3 | 27-54/29-65 | .500/.446 | 11-25/12-24 | .440/.500 | 15-22/7-11 | .682/.636 | 37/34 +3 | 18/20 | 14/8 | 4/5 | 2/7 | 14/19 |
| Washington St. | 30/33 | 27/46 | 57-79 | (22) | 25-60/28-59 | .417/.475 | 4-22/7-18 | .182/.389 | 3-7/16-24 | .429/.667 | 29/41 (12) | 11/9 | 10/7 | 5/5 | 3/4 | 20/15 |
| Washington | 30/46 | 43/52 | 73-98 | (25) | 29-62/39-68 | .468/.574 | 10-28/11-24 | .357/.458 | 5-12/9-11 | .417/.818 | 31/34 (3) | 14/17 | 14/9 | 5/3 | 5/7 | 14/14 |
| COLORADO | 31/31 | 42/37 | 73-68 | +5 | 26-56/25-66 | .464/.379 | 7-22/6-20 | .318/.300 | 14-20/12-17 | .700/.706 | 34/43 (9) | 15/13 | 14/14 | 5/1 | 6/9 | 15/18 |

Note: Game totals are displayed in the format TEAM/OPPONENT for each category

GAME-BY-GAME STARTERS

| GAME | OPPONENT | RESULT | UTAH RANK | 1 | 2 | 3 | 4 | 5 |
|------|-----------------------|-----------|-----------|----------------|-------------|-------------|-----------------|-----------------|
| 1 | Long Island | W, 101-66 | -- | Rollie Worster | Gabe Madsen | Cole Bajema | Branden Carlson | Lawson Lovering |
| 2 | UC Riverside | W, 82-53 | -- | Rollie Worster | Gabe Madsen | Cole Bajema | Branden Carlson | Lawson Lovering |
| 3 | vs. Wake Forest | W, 77-70 | -- | Rollie Worster | Gabe Madsen | Cole Bajema | Branden Carlson | Lawson Lovering |
| 4 | vs. #6/6 Houston | L, 76-66 | -- | Rollie Worster | Gabe Madsen | Cole Bajema | Branden Carlson | Lawson Lovering |
| 5 | vs. #RV/RV St. John's | L, 91-82 | -- | Rollie Worster | Gabe Madsen | Cole Bajema | Branden Carlson | Lawson Lovering |
| 6 | at Saint Mary's | W, 78-71 | -- | Rollie Worster | Gabe Madsen | Cole Bajema | Branden Carlson | Lawson Lovering |
| 7 | vs. Hawai'i | W, 79-66 | -- | Rollie Worster | Gabe Madsen | Cole Bajema | Branden Carlson | Lawson Lovering |
| 8 | Southern Utah | W, 88-86 | -- | Rollie Worster | Gabe Madsen | Cole Bajema | Ben Carlson | Lawson Lovering |
| 9 | #14/13 BYU | W, 73-69 | #--/RV | Rollie Worster | Gabe Madsen | Cole Bajema | Branden Carlson | Lawson Lovering |
| 10 | Utah Valley | W, 76-62 | #RV/RV | Rollie Worster | Gabe Madsen | Cole Bajema | Branden Carlson | Lawson Lovering |
| 11 | Bellarmine | W, 85-43 | #RV/RV | Rollie Worster | Gabe Madsen | Cole Bajema | Branden Carlson | Lawson Lovering |
| 12 | Washington State | W, 80-58 | #RV/RV | Rollie Worster | Gabe Madsen | Cole Bajema | Branden Carlson | Lawson Lovering |
| 13 | Washington | W, 95-90 | #RV/RV | Rollie Worster | Gabe Madsen | Cole Bajema | Branden Carlson | Lawson Lovering |
| 14 | at Arizona State | L, 82-70 | #RV/RV | Rollie Worster | Gabe Madsen | Cole Bajema | Branden Carlson | Lawson Lovering |
| 15 | at #10/10 Arizona | L, 92-73 | #RV/RV | Rollie Worster | Gabe Madsen | Cole Bajema | Branden Carlson | Lawson Lovering |
| 16 | UCLA | W, 90-44 | #RV/-- | Rollie Worster | Gabe Madsen | Cole Bajema | Branden Carlson | Lawson Lovering |
| 17 | at Stanford | L, 79-73 | #RV/-- | Deivon Smith | Gabe Madsen | Cole Bajema | Branden Carlson | Lawson Lovering |
| 18 | Oregon State | W, 74-47 | #RV/-- | Deivon Smith | Gabe Madsen | Cole Bajema | Branden Carlson | Keba Keita |
| 19 | #RV/RV Oregon | W, 80-77 | #RV/-- | Deivon Smith | Gabe Madsen | Cole Bajema | Branden Carlson | Keba Keita |
| 20 | at Washington State | L, 79-57 | #RV/RV | Deivon Smith | Gabe Madsen | Cole Bajema | Branden Carlson | Keba Keita |
| 21 | at Washington | L, 98-73 | #RV/RV | Deivon Smith | Gabe Madsen | Cole Bajema | Branden Carlson | Keba Keita |
| 22 | Colorado | W, 73-68 | -- | Deivon Smith | Gabe Madsen | Cole Bajema | Branden Carlson | Keba Keita |
| 23 | #8/8 Arizona | | | | | | | |
| 24 | Arizona State | | | | | | | |
| 25 | at USC | | | | | | | |
| 26 | at UCLA | | | | | | | |
| 27 | at Colorado | | | | | | | |
| 28 | Stanford | | | | | | | |
| 29 | California | | | | | | | |
| 30 | at Oregon State | | | | | | | |
| 31 | at Oregon | | | | | | | |





2023-24 TEAM/OPP HIGHS / LOWS

Utah - Game Highs

| | | |
|-----------------------|--------------|-------------------------------------|
| POINTS | 101 | Eastern Wash. (11/06/2023) |
| | 95 | Washington (12/31/2023) |
| | 90 | UCLA (01/11/2024) |
| | 88 | Southern Utah (12/05/2023) |
| | 85 | Bellarmine (12/20/2023) |
| FIELD GOALS MADE | 37 | Washington (12/31/2023) |
| | 35 | Bellarmine (12/20/2023) |
| FIELD GOAL ATTEMPTS | 70 | Washington (12/31/2023) |
| | 70 | Bellarmine (12/20/2023) |
| FIELD GOAL PERCENTAGE | .552 (32-58) | Eastern Wash. (11/06/2023) |
| | .540 (34-63) | Southern Utah (12/05/2023) |
| 3 PT FG MADE | 13 | at Stanford (01/14/2024) |
| | 13 | UCLA (01/11/2024) |
| 3 PT FG ATTEMPTS | 35 | at Arizona (01/06/2024) |
| | 32 | at Stanford (01/14/2024) |
| | 32 | UCLA (01/11/2024) |
| 3 PT FG PERCENTAGE | .458 (11-24) | Washington (12/31/2023) |
| | .450 (9-20) | Utah Valley (12/16/2023) |
| FREE THROWS MADE | 26 | Eastern Wash. (11/06/2023) |
| | 23 | at Saint Mary's (CA) (11/27/2023) |
| FREE THROW ATTEMPTS | 38 | Eastern Wash. (11/06/2023) |
| | 31 | at Saint Mary's (CA) (11/27/2023) |
| FREE THROW PERCENTAGE | .824 (14-17) | vs Hawaii (N) (11/30/2023) |
| | .778 (7-9) | at Arizona (01/06/2024) |
| REBOUNDS | 52 | Oregon St. (01/18/2024) |
| | 52 | UC Riverside (11/10/2023) |
| ASSISTS | 23 | Utah Valley (12/16/2023) |
| | 22 | Washington St. (12/29/2023) |
| | 22 | Southern Utah (12/05/2023) |
| | 22 | vs Wake Forest (N) (11/16/2023) |
| | 22 | UC Riverside (11/10/2023) |
| STEALS | 14 | Bellarmine (12/20/2023) |
| | 11 | vs St. John's (NY) (N) (11/19/2023) |
| BLOCKED SHOTS | 9 | Washington St. (12/29/2023) |
| | 8 | Bellarmine (12/20/2023) |
| | 8 | Utah Valley (12/16/2023) |
| TURNOVERS | 17 | Utah Valley (12/16/2023) |
| | 16 | Eastern Wash. (11/06/2023) |
| FOULS | 20 | at Washington St. (01/24/2024) |
| | 20 | at Stanford (01/14/2024) |

Opponent - Game Highs

| | | |
|-----------------------|--------------|-------------------------------------|
| POINTS | 98 | at Washington (01/27/2024) |
| | 92 | at Arizona (01/06/2024) |
| | 91 | vs St. John's (NY) (N) (11/19/2023) |
| | 90 | Washington (12/31/2023) |
| | 86 | Southern Utah (12/05/2023) |
| FIELD GOALS MADE | 39 | at Washington (01/27/2024) |
| | 38 | at Arizona (01/06/2024) |
| FIELD GOAL ATTEMPTS | 78 | Washington (12/31/2023) |
| | 71 | BYU (12/09/2023) |
| FIELD GOAL PERCENTAGE | .603 (38-63) | at Arizona (01/06/2024) |
| | .574 (39-68) | at Washington (01/27/2024) |
| 3 PT FG MADE | 13 | vs St. John's (NY) (N) (11/19/2023) |
| | 12 | Oregon (01/21/2024) |
| | 12 | at Arizona St. (01/04/2024) |
| | 12 | Southern Utah (12/05/2023) |
| 3 PT FG ATTEMPTS | 30 | BYU (12/09/2023) |
| | 30 | vs Hawaii (N) (11/30/2023) |
| | 30 | Eastern Wash. (11/06/2023) |
| 3 PT FG PERCENTAGE | .556 (10-18) | at Arizona (01/06/2024) |
| | .500 (13-26) | vs St. John's (NY) (N) (11/19/2023) |
| | .500 (12-24) | Oregon (01/21/2024) |
| FREE THROWS MADE | 20 | Washington (12/31/2023) |
| | 19 | at Stanford (01/14/2024) |
| FREE THROW ATTEMPTS | 26 | at Stanford (01/14/2024) |
| | 25 | Washington (12/31/2023) |
| FREE THROW PERCENTAGE | .818 (9-11) | at Washington (01/27/2024) |
| | .800 (20-25) | Washington (12/31/2023) |
| REBOUNDS | 51 | Washington St. (12/29/2023) |
| | 43 | Colorado (02/03/2024) |
| ASSISTS | 22 | at Arizona (01/06/2024) |
| | 20 | Oregon (01/21/2024) |
| STEALS | 10 | at Arizona St. (01/04/2024) |
| | 10 | vs Houston (N) (11/17/2023) |
| BLOCKED SHOTS | 7 | Oregon St. (01/18/2024) |
| | 6 | at Arizona St. (01/04/2024) |
| | 6 | at Saint Mary's (CA) (11/27/2023) |
| TURNOVERS | 23 | Bellarmine (12/20/2023) |
| | 17 | at Arizona (01/06/2024) |
| FOULS | 29 | Eastern Wash. (11/06/2023) |
| | 23 | Southern Utah (12/05/2023) |

Utah - Game Lows

| | | |
|-----------------------|--------------|-------------------------------------|
| POINTS | 57 | at Washington St. (01/24/2024) |
| | 66 | vs Houston (N) (11/17/2023) |
| | 70 | at Arizona St. (01/04/2024) |
| | 73 | Colorado (02/03/2024) |
| | 73 | at Washington (01/27/2024) |
| | 73 | at Stanford (01/14/2024) |
| | 73 | at Arizona (01/06/2024) |
| | 73 | BYU (12/09/2023) |
| FIELD GOALS MADE | 19 | vs Houston (N) (11/17/2023) |
| | 24 | at Saint Mary's (CA) (11/27/2023) |
| FIELD GOAL ATTEMPTS | 53 | vs Houston (N) (11/17/2023) |
| | 54 | Oregon (01/21/2024) |
| FIELD GOAL PERCENTAGE | .358 (19-53) | vs Houston (N) (11/17/2023) |
| | .412 (28-68) | at Arizona (01/06/2024) |
| | .412 (28-68) | at Arizona St. (01/04/2024) |
| 3 PT FG MADE | 4 | at Washington St. (01/24/2024) |
| | 5 | Southern Utah (12/05/2023) |
| | 5 | vs Hawaii (N) (11/30/2023) |
| 3 PT FG ATTEMPTS | 14 | vs Hawaii (N) (11/30/2023) |
| | 17 | Washington St. (12/29/2023) |
| | 17 | Southern Utah (12/05/2023) |
| | 17 | at Saint Mary's (CA) (11/27/2023) |
| 3 PT FG PERCENTAGE | .182 (4-22) | at Washington St. (01/24/2024) |
| | .286 (10-35) | at Arizona (01/06/2024) |
| FREE THROWS MADE | 3 | at Washington St. (01/24/2024) |
| | 4 | at Stanford (01/14/2024) |
| | 4 | Bellarmine (12/20/2023) |
| FREE THROW ATTEMPTS | 6 | Bellarmine (12/20/2023) |
| | 7 | at Washington St. (01/24/2024) |
| FREE THROW PERCENTAGE | .333 (4-12) | at Stanford (01/14/2024) |
| | .417 (5-12) | at Washington (01/27/2024) |
| REBOUNDS | 24 | at Arizona (01/06/2024) |
| | 29 | at Washington St. (01/24/2024) |
| ASSISTS | 11 | at Washington St. (01/24/2024) |
| | 11 | vs Hawaii (N) (11/30/2023) |
| | 11 | at Saint Mary's (CA) (11/27/2023) |
| STEALS | 2 | Oregon (01/21/2024) |
| | 3 | at Washington St. (01/24/2024) |
| | 3 | UC Riverside (11/10/2023) |
| BLOCKED SHOTS | 0 | vs St. John's (NY) (N) (11/19/2023) |
| | 2 | at Stanford (01/14/2024) |
| | 2 | at Arizona St. (01/04/2024) |
| | 2 | vs Hawaii (N) (11/30/2023) |
| TURNOVERS | 5 | Washington St. (12/29/2023) |
| | 6 | at Stanford (01/14/2024) |
| FOULS | 8 | Bellarmine (12/20/2023) |
| | 11 | vs Wake Forest (N) (11/16/2023) |

Opponent - Game Lows

| | | |
|-----------------------|--------------|---------------------------------|
| POINTS | 43 | Bellarmine (12/20/2023) |
| | 44 | UCLA (01/11/2024) |
| | 47 | Oregon St. (01/18/2024) |
| | 53 | UC Riverside (11/10/2023) |
| | 58 | Washington St. (12/29/2023) |
| FIELD GOALS MADE | 16 | Oregon St. (01/18/2024) |
| | 17 | UCLA (01/11/2024) |
| FIELD GOAL ATTEMPTS | 54 | UCLA (01/11/2024) |
| | 55 | Oregon St. (01/18/2024) |
| | 55 | Bellarmine (12/20/2023) |
| FIELD GOAL PERCENTAGE | .291 (16-55) | Oregon St. (01/18/2024) |
| | .308 (20-65) | UC Riverside (11/10/2023) |
| 3 PT FG MADE | 3 | UCLA (01/11/2024) |
| | 4 | Washington St. (12/29/2023) |
| | 4 | Utah Valley (12/16/2023) |
| 3 PT FG ATTEMPTS | 16 | Utah Valley (12/16/2023) |
| | 17 | UCLA (01/11/2024) |
| | 17 | Bellarmine (12/20/2023) |
| 3 PT FG PERCENTAGE | .176 (3-17) | UCLA (01/11/2024) |
| | .200 (4-20) | Washington St. (12/29/2023) |
| FREE THROWS MADE | 2 | Bellarmine (12/20/2023) |
| | 4 | vs Wake Forest (N) (11/16/2023) |
| FREE THROW ATTEMPTS | 4 | Bellarmine (12/20/2023) |
| | 6 | vs Wake Forest (N) (11/16/2023) |
| FREE THROW PERCENTAGE | .500 (12-24) | vs Houston (N) (11/17/2023) |
| | .500 (7-14) | UCLA (01/11/2024) |
| | .500 (2-4) | Bellarmine (12/20/2023) |
| REBOUNDS | 27 | vs Wake Forest (N) (11/16/2023) |
| | 28 | UCLA (01/11/2024) |
| | 28 | Eastern Wash. (11/06/2023) |
| ASSISTS | 8 | Oregon St. (01/18/2024) |
| | 8 | UCLA (01/11/2024) |
| | 8 | Bellarmine (12/20/2023) |
| STEALS | 1 | Washington St. (12/29/2023) |
| | 3 | UC Riverside (11/10/2023) |
| BLOCKED SHOTS | 0 | Eastern Wash. (11/06/2023) |
| | 1 | Colorado (02/03/2024) |
| | 1 | UCLA (01/11/2024) |
| | 1 | Bellarmine (12/20/2023) |
| | 1 | BYU (12/09/2023) |
| | 1 | Southern Utah (12/05/2023) |
| | 1 | UC Riverside (11/10/2023) |
| TURNOVERS | 5 | at Stanford (01/14/2024) |
| | 5 | Washington (12/31/2023) |
| FOULS | 10 | Bellarmine (12/20/2023) |
| | 11 | at Arizona St. (01/04/2024) |





2023-24 TEAM/OPP INDIVIDUAL HIGHS

| Utah - Individual Game Highs | | | | Opponent - Individual Game Highs | | | |
|------------------------------------|-------|---------|---|------------------------------------|-------|--------|--|
| POINTS | 34 | | Brandon Carlson vs Washington (12/31/2023) | POINTS | 27 | | Keion Brooks Jr. at Washington (01/27/2024) |
| | 31 | | Brandon Carlson vs Wake Forest (N) (11/16/2023) | | 26 | | Jermaine Cousnard vs Oregon (01/21/2024) |
| | 29 | | Gabe Madsen vs Houston (N) (11/17/2023) | | 26 | | Jose Perez at Arizona St. (01/04/2024) |
| | 26 | | Brandon Carlson vs Utah Valley (12/16/2023) | | 25 | | KJ Simpson vs Colorado (02/03/2024) |
| | 24 | | Deivon Smith vs Oregon (01/21/2024) | | 25 | | Keion Brooks Jr. vs Washington (12/31/2023) |
| FIELD GOALS MADE | 14 | | Brandon Carlson vs Washington (12/31/2023) | FIELD GOALS MADE | 10 | | KJ Simpson vs Colorado (02/03/2024) |
| | 12 | | Brandon Carlson vs Wake Forest (N) (11/16/2023) | | 10 | | Keion Brooks Jr. at Washington (01/27/2024) |
| FIELD GOAL ATTEMPTS | 23 | | Brandon Carlson vs Washington (12/31/2023) | | 10 | | N'Faly Dante vs Oregon (01/21/2024) |
| | 20 | | Brandon Carlson vs Wake Forest (N) (11/16/2023) | FIELD GOAL ATTEMPTS | 22 | | Keion Brooks Jr. vs Washington (12/31/2023) |
| FIELD GOAL PERCENTAGE (min 5 made) | 1.000 | (6-6) | Keba Keita vs Hawaii (N) (11/30/2023) | FIELD GOAL PERCENTAGE (min 5 made) | .833 | (5-6) | J'Wan Roberts vs Houston (N) (11/17/2023) |
| | .917 | (11-12) | Keba Keita vs Southern Utah (12/05/2023) | | .818 | (9-11) | Keshad Johnson at Arizona (01/06/2024) |
| 3 PT FG MADE | 8 | | Gabe Madsen vs Houston (N) (11/17/2023) | 3 PT FG MADE | 7 | | Jermaine Cousnard vs Oregon (01/21/2024) |
| | 5 | | Gabe Madsen vs BYU (12/09/2023) | | 5 | | Dominique Ford vs Southern Utah (12/05/2023) |
| 3 PT FG ATTEMPTS | 15 | | Gabe Madsen vs Houston (N) (11/17/2023) | 3 PT FG ATTEMPTS | 10 | | Jermaine Cousnard vs Oregon (01/21/2024) |
| | 9 | | Gabe Madsen at Washington St. (01/24/2024) | | 9 | | Braden Housley vs Southern Utah (12/05/2023) |
| | 9 | | Gabe Madsen at Stanford (01/14/2024) | | 9 | | LJ Cryer vs Houston (N) (11/17/2023) |
| | 9 | | Gabe Madsen at Arizona (01/06/2024) | 3 PT FG PERCENTAGE (min 2 made) | 1.000 | (2-2) | Keshad Johnson at Arizona (01/06/2024) |
| | 9 | | Ben Carlson at Arizona (01/06/2024) | | 1.000 | (2-2) | Pelle Larsson at Arizona (01/06/2024) |
| | 9 | | Gabe Madsen vs Washington St. (12/29/2023) | FREE THROWS MADE | 8 | | Keion Brooks Jr. vs Washington (12/31/2023) |
| | 9 | | Gabe Madsen vs BYU (12/09/2023) | | 6 | | Myles Rice at Washington St. (01/24/2024) |
| 3 PT FG PERCENTAGE (min 2 made) | .750 | (3-4) | Deivon Smith vs UCLA (01/11/2024) | | 6 | | Michael Jones at Stanford (01/14/2024) |
| | .750 | (3-4) | Gabe Madsen vs Washington (12/31/2023) | FREE THROW ATTEMPTS | 9 | | Keion Brooks Jr. vs Washington (12/31/2023) |
| | .750 | (3-4) | Brandon Carlson vs Utah Valley (12/16/2023) | | 8 | | Myles Rice at Washington St. (01/24/2024) |
| FREE THROWS MADE | 8 | | Cole Bajema vs Hawaii (N) (11/30/2023) | | 8 | | Kanaan Carlyle at Stanford (01/14/2024) |
| | 8 | | Brandon Carlson vs St. John's (NY) (N) (11/19/2023) | | 8 | | Jose Perez at Arizona St. (01/04/2024) |
| FREE THROW ATTEMPTS | 10 | | Brandon Carlson vs St. John's (NY) (N) (11/19/2023) | FREE THROW PERCENTAGE (min 3 made) | 1.000 | (6-6) | Michael Jones at Stanford (01/14/2024) |
| | 10 | | Brandon Carlson vs Houston (N) (11/17/2023) | | 1.000 | (5-5) | Keion Brooks Jr. at Washington (01/27/2024) |
| FREE THROW PERCENTAGE (min 3 made) | 1.000 | (8-8) | Cole Bajema vs Hawaii (N) (11/30/2023) | | 1.000 | (4-4) | Dominique Ford vs Southern Utah (12/05/2023) |
| | 1.000 | (5-5) | Deivon Smith vs Colorado (02/03/2024) | | 1.000 | (3-3) | Oscar Cluff at Washington St. (01/24/2024) |
| | 1.000 | (5-5) | Brandon Carlson vs UC Riverside (11/10/2023) | | 1.000 | (3-3) | Daniss Jenkins vs St. John's (NY) (N) (11/19/2023) |
| | 1.000 | (4-4) | Keba Keita vs Oregon St. (01/18/2024) | REBOUNDS | 15 | | Joel Soriano vs St. John's (NY) (N) (11/19/2023) |
| | 1.000 | (4-4) | Cole Bajema vs Eastern Wash. (11/06/2023) | | 12 | | J'Wan Roberts vs Houston (N) (11/17/2023) |
| | 1.000 | (3-3) | Brandon Carlson vs UCLA (01/11/2024) | ASSISTS | 10 | | Sahvir Wheeler at Washington (01/27/2024) |
| | 1.000 | (3-3) | Cole Bajema at Arizona (01/06/2024) | | 8 | | Daniss Jenkins vs St. John's (NY) (N) (11/19/2023) |
| | 1.000 | (3-3) | Brandon Carlson vs Utah Valley (12/16/2023) | STEALS | 3 | | Sahvir Wheeler at Washington (01/27/2024) |
| | 1.000 | (3-3) | Gabe Madsen at Saint Mary's (CA) (11/27/2023) | | 3 | | Dexter Akanno vs Oregon St. (01/18/2024) |
| | 1.000 | (3-3) | Lawson Lovering vs UC Riverside (11/10/2023) | | 3 | | Adem Bona vs UCLA (01/11/2024) |
| | 1.000 | (3-3) | Keba Keita vs Oregon St. (01/18/2024) | | 3 | | Jaden Bradley at Arizona (01/06/2024) |
| REBOUNDS | 15 | | Keba Keita vs Oregon St. (01/18/2024) | | 3 | | Jamiya Neal at Arizona St. (01/04/2024) |
| | 14 | | Brandon Carlson vs UCLA (01/11/2024) | | 3 | | Frankie Collins at Arizona St. (01/04/2024) |
| ASSISTS | 11 | | Deivon Smith at Stanford (01/14/2024) | | 3 | | Daniss Jenkins vs St. John's (NY) (N) (11/19/2023) |
| | 11 | | Deivon Smith vs UCLA (01/11/2024) | | 3 | | Jamal Shead vs Houston (N) (11/17/2023) |
| STEALS | 6 | | Rollie Worster vs Eastern Wash. (11/06/2023) | | 3 | | Emanuel Sharp vs Houston (N) (11/17/2023) |
| | 5 | | Rollie Worster vs St. John's (NY) (N) (11/19/2023) | BLOCKED SHOTS | 3 | | Rueben Chinyelu at Washington St. (01/24/2024) |
| BLOCKED SHOTS | 5 | | Brandon Carlson vs Washington St. (12/29/2023) | | 3 | | Maxime Raynaud at Stanford (01/14/2024) |
| | 5 | | Lawson Lovering vs Utah Valley (12/16/2023) | | 3 | | Mitchell Saxen at Saint Mary's (CA) (11/27/2023) |
| | 5 | | Brandon Carlson vs Wake Forest (N) (11/16/2023) | TURNOVERS | 8 | | Eddie Lampkin vs Colorado (02/03/2024) |
| TURNOVERS | 7 | | Deivon Smith vs Colorado (02/03/2024) | | 7 | | Peter Suder vs Bellarmine (12/20/2023) |
| | 5 | | Deivon Smith at Washington (01/27/2024) | FOULS | 5 | | Tristan da Silva vs Colorado (02/03/2024) |
| | 5 | | Deivon Smith vs Oregon (01/21/2024) | | 5 | | Jadrian Tracey vs Oregon (01/21/2024) |
| | 5 | | Rollie Worster at Arizona St. (01/04/2024) | | 5 | | Kanaan Carlyle at Stanford (01/14/2024) |
| | 5 | | Gabe Madsen vs Eastern Wash. (11/06/2023) | | 5 | | Braxton Meah vs Washington (12/31/2023) |
| FOULS | 5 | | Keba Keita vs Oregon (01/21/2024) | | 5 | | Braden Housley vs Southern Utah (12/05/2023) |
| | 5 | | Cole Bajema at Stanford (01/14/2024) | | 5 | | Bernardo Da Silva vs Hawaii (N) (11/30/2023) |
| | 5 | | Keba Keita vs Utah Valley (12/16/2023) | | 5 | | Mason Forbes at Saint Mary's (CA) (11/27/2023) |
| | 5 | | Ben Carlson vs Utah Valley (12/16/2023) | | 5 | | |





2023-24 POINTS-REBOUNDS-ASSISTS

| Opponent | Date | Score | | 0 | 1 | 2 | 3 | 5 | 10 | 13 | 14 | 21 | 25 | 34 |
|----------------------|------------|--------|---|-------------|-------------|-------------|-------------|-------------|-------------|------------|-------------|-------------|-------------|-------------|
| | | | | ERICKSON, H | CARLSON, BE | BAJEMA, COL | TEAT, JAYDE | SMITH, DEIV | WAHLIN, JAK | KEITA, KEB | HADDOCK, BR | TARLAC, LUK | WORSTER, RO | LOVERING, L |
| Eastern Wash. | 11/06/2023 | 101-66 | W | 5-1-3 | 11-6-1 | 17-2-1 | 0-0-0 | DNP | 1-3-3 | 11-11-0 | 3-0-0 | 5-4-0 | 15-5-8 | 2-4-1 |
| UC Riverside | 11/10/2023 | 82-53 | W | 2-2-6 | 11-6-0 | 13-5-1 | 2-0-0 | DNP | 0-3-0 | 10-7-0 | 0-0-0 | DNP | 6-5-7 | 18-7-3 |
| vs Wake Forest | 11/16/2023 | 77-70 | W | 2-3-6 | 7-6-0 | 11-5-1 | DNP | DNP | DNP | 0-3-1 | DNP | 0-0-0 | 9-5-9 | 10-4-2 |
| vs Houston | 11/17/2023 | 66-76 | L | 0-1-4 | 2-4-0 | 0-5-2 | DNP | DNP | DNP | DNP | DNP | 0-0-0 | 9-3-6 | 9-8-1 |
| vs St. John's (NY) | 11/19/2023 | 82-91 | L | 7-3-3 | 5-2-0 | 14-0-1 | 0-0-1 | DNP | 0-1-0 | DNP | DNP | 2-1-1 | 12-7-3 | 9-5-2 |
| at Saint Mary's (CA) | 11/27/2023 | 78-71 | W | 2-0-2 | 8-2-1 | 14-1-1 | DNP | DNP | DNP | 4-6-1 | DNP | 0-1-0 | 17-8-1 | 9-1-1 |
| vs Hawaii | 11/30/2023 | 79-66 | W | 15-2-2 | 2-1-0 | 10-2-0 | DNP | DNP | DNP | 14-7-1 | DNP | 0-0-0 | 9-9-3 | 5-4-2 |
| Southern Utah | 12/05/2023 | 88-86 | W | 9-0-4 | 15-10-2 | 6-2-2 | DNP | DNP | 0-0-0 | 23-8-0 | DNP | 0-1-1 | 12-2-10 | 4-6-0 |
| BYU | 12/09/2023 | 73-69 | W | 8-1-2 | 2-0-0 | 9-6-0 | DNP | DNP | DNP | 10-6-0 | DNP | DNP | 7-6-8 | 5-3-4 |
| Utah Valley | 12/16/2023 | 76-62 | W | 0-0-2 | 2-2-0 | 5-2-1 | DNP | 0-0-2 | DNP | 9-3-0 | DNP | DNP | 13-5-9 | 8-11-4 |
| Bellarmino | 12/20/2023 | 85-43 | W | 10-1-3 | 9-9-0 | 7-3-0 | 8-0-0 | 6-4-2 | 0-4-0 | 2-7-1 | 3-0-0 | DNP | 5-3-4 | 17-7-3 |
| Washington St. | 12/29/2023 | 80-58 | W | 0-0-2 | 0-0-0 | 2-3-0 | 0-0-0 | 6-3-5 | DNP | 18-11-0 | 0-0-0 | 0-0-0 | 11-3-7 | 4-4-2 |
| Washington | 12/31/2023 | 95-90 | W | 0-2-0 | 7-3-0 | 11-1-0 | DNP | 9-7-6 | DNP | 9-6-0 | DNP | 0-0-0 | 14-6-5 | 0-2-0 |
| at Arizona St. | 01/04/2024 | 70-82 | L | 2-0-1 | 4-6-1 | 9-4-0 | 0-1-1 | 13-4-1 | DNP | 7-4-0 | DNP | DNP | 9-3-2 | 4-4-2 |
| at Arizona | 01/06/2024 | 73-92 | L | 2-0-1 | 10-6-2 | 11-2-1 | 4-0-0 | 7-2-0 | DNP | 0-1-2 | DNP | 0-1-0 | 7-4-5 | 7-0-2 |
| UCLA | 01/11/2024 | 90-44 | W | 5-1-1 | 8-8-0 | 14-2-0 | 0-0-0 | 11-4-11 | DNP | 14-4-0 | 0-0-0 | 2-0-0 | 4-4-1 | 9-5-2 |
| at Stanford | 01/14/2024 | 73-79 | L | 0-2-0 | 9-2-0 | 7-2-3 | 0-0-0 | 16-10-11 | DNP | 9-6-0 | DNP | 0-1-0 | DNP | 2-1-1 |
| Oregon St. | 01/18/2024 | 74-47 | W | 2-0-0 | 2-6-0 | 8-3-0 | 0-3-1 | 14-4-8 | DNP | 18-15-1 | 3-0-0 | 1-3-1 | DNP | DNP |
| Oregon | 01/21/2024 | 80-77 | W | 0-1-1 | 12-4-0 | 13-8-1 | 0-0-0 | 24-11-8 | DNP | 12-2-1 | DNP | 0-1-1 | DNP | DNP |
| at Washington St. | 01/24/2024 | 57-79 | L | 4-2-3 | 1-5-0 | 2-1-0 | 0-1-0 | 4-2-3 | 0-0-0 | 10-9-0 | 0-0-0 | 2-2-1 | DNP | DNP |
| at Washington | 01/27/2024 | 73-98 | L | 9-2-3 | 13-2-0 | 10-1-3 | 0-2-3 | 20-2-3 | 4-4-0 | 6-7-0 | 0-0-0 | 0-2-0 | DNP | DNP |
| Colorado | 02/03/2024 | 73-68 | W | 4-2-1 | 5-2-0 | 8-1-1 | DNP | 17-11-9 | 0-0-0 | 4-3-0 | DNP | DNP | DNP | 9-8-0 |

| Opponent | Date | Score | | 35 | 55 |
|----------------------|------------|--------|---|-------------|-------------|
| | | | | CARLSON, BR | MADSEN, GAB |
| Eastern Wash. | 11/06/2023 | 101-66 | W | 11-5-1 | 20-5-0 |
| UC Riverside | 11/10/2023 | 82-53 | W | 16-6-3 | 4-6-2 |
| vs Wake Forest | 11/16/2023 | 77-70 | W | 31-4-1 | 7-5-2 |
| vs Houston | 11/17/2023 | 66-76 | L | 17-8-1 | 29-6-2 |
| vs St. John's (NY) | 11/19/2023 | 82-91 | L | 22-8-2 | 11-5-1 |
| at Saint Mary's (CA) | 11/27/2023 | 78-71 | W | 7-7-3 | 17-3-1 |
| vs Hawaii | 11/30/2023 | 79-66 | W | 17-6-1 | 7-2-2 |
| Southern Utah | 12/05/2023 | 88-86 | W | DNP | 19-3-3 |
| BYU | 12/09/2023 | 73-69 | W | 15-8-2 | 17-4-3 |
| Utah Valley | 12/16/2023 | 76-62 | W | 26-7-1 | 13-5-4 |
| Bellarmino | 12/20/2023 | 85-43 | W | 6-3-1 | 12-0-3 |
| Washington St. | 12/29/2023 | 80-58 | W | 19-8-5 | 20-2-1 |
| Washington | 12/31/2023 | 95-90 | W | 34-7-7 | 11-11-2 |
| at Arizona St. | 01/04/2024 | 70-82 | L | 19-8-1 | 3-3-5 |
| at Arizona | 01/06/2024 | 73-92 | L | 7-5-3 | 18-2-0 |
| UCLA | 01/11/2024 | 90-44 | W | 12-14-3 | 11-5-3 |
| at Stanford | 01/14/2024 | 73-79 | L | 16-6-0 | 14-5-2 |
| Oregon St. | 01/18/2024 | 74-47 | W | 17-10-1 | 9-5-3 |
| Oregon | 01/21/2024 | 80-77 | W | 12-3-2 | 7-5-4 |
| at Washington St. | 01/24/2024 | 57-79 | L | 20-3-1 | 14-2-3 |
| at Washington | 01/27/2024 | 73-98 | L | 9-3-1 | 2-5-1 |
| Colorado | 02/03/2024 | 73-68 | W | 5-5-3 | 21-2-1 |





2023-24 SPECIALTY STATS

| DATE | OPPONENT | POINTS OFF T/O | | POINTS IN THE PAINT | | SECOND CHANCE POINTS | | FAST BREAK POINTS | | BENCH POINTS | |
|------------|-----------------------|----------------|------|---------------------|------|----------------------|------|-------------------|------|--------------|------|
| | | UTAH | OPP. | UTAH | OPP. | UTAH | OPP. | UTAH | OPP. | UTAH | OPP. |
| 11/6/2023 | Eastern Washington | 19 | 16 | 42 | 28 | 9 | 4 | 15 | 7 | 36 | 31 |
| 11/10/2023 | UC Riverside | 9 | 2 | 42 | 18 | 13 | 10 | 10 | 10 | 25 | 22 |
| 11/16/2023 | vs. Wake Forest | 9 | 16 | 38 | 30 | 7 | 6 | 2 | 0 | 9 | 6 |
| 11/17/2023 | vs. #6/6 Houston | 10 | 19 | 18 | 30 | 14 | 14 | 2 | 5 | 2 | 27 |
| 11/19/2023 | vs. #RV/RV St. John's | 24 | 10 | 38 | 32 | 20 | 13 | 5 | 16 | 14 | 18 |
| 11/27/2023 | at Saint Mary's | 12 | 7 | 28 | 28 | 9 | 10 | 5 | 5 | 14 | 9 |
| 11/30/2023 | vs. Hawai'i | 13 | 15 | 44 | 24 | 16 | 13 | 5 | 3 | 31 | 29 |
| 12/4/2023 | Southern Utah | 11 | 9 | 56 | 30 | 12 | 13 | 6 | 13 | 32 | 11 |
| 12/9/2023 | #14/13 BYU | 15 | 20 | 34 | 38 | 6 | 20 | 5 | 2 | 20 | 34 |
| 12/16/2023 | Utah Valley | 13 | 17 | 36 | 30 | 10 | 2 | 13 | 10 | 11 | 17 |
| 12/20/2023 | Bellarmine | 28 | 7 | 38 | 24 | 12 | 2 | 15 | 0 | 38 | 8 |
| 12/29/2023 | Washington State | 20 | 5 | 36 | 26 | 9 | 15 | 4 | 6 | 24 | 23 |
| 12/31/2023 | Washington | 8 | 8 | 48 | 36 | 10 | 13 | 9 | 14 | 25 | 41 |
| 1/4/2024 | at Arizona State | 9 | 15 | 42 | 36 | 12 | 6 | 8 | 18 | 26 | 10 |
| 1/6/2024 | at #10/10 Arizona | 19 | 12 | 26 | 50 | 7 | 13 | 5 | 20 | 23 | 8 |
| 1/11/2024 | UCLA | 19 | 8 | 38 | 18 | 19 | 4 | 17 | 3 | 40 | 13 |
| 1/14/2024 | at Stanford | 7 | 4 | 24 | 26 | 7 | 6 | 8 | 7 | 18 | 12 |
| 1/18/2024 | Oregon State | 7 | 9 | 34 | 12 | 17 | 3 | 9 | 7 | 8 | 32 |
| 1/21/2024 | Oregon | 5 | 15 | 30 | 32 | 8 | 10 | 10 | 6 | 12 | 16 |
| 1/24/2024 | at Washington State | 6 | 13 | 40 | 32 | 4 | 21 | 4 | 6 | 7 | 12 |
| 1/27/2024 | at Washington | 13 | 23 | 38 | 44 | 14 | 11 | 4 | 18 | 26 | 17 |
| 2/3/2024 | Colorado | 12 | 19 | 38 | 34 | 4 | 16 | 21 | 7 | 18 | 0 |
| 2/8/2024 | #8/8 Arizona | | | | | | | | | | |
| 2/10/2024 | Arizona State | | | | | | | | | | |
| 2/15/2024 | at USC | | | | | | | | | | |
| 2/18/2024 | at UCLA | | | | | | | | | | |
| 2/24/2024 | at Colorado | | | | | | | | | | |
| 2/29/2024 | Stanford | | | | | | | | | | |
| 3/2/2024 | California | | | | | | | | | | |
| 3/7/2024 | at Oregon State | | | | | | | | | | |
| 3/9/2024 | at Oregon | | | | | | | | | | |
| TOTALS | | 288 | 269 | 808 | 658 | 239 | 225 | 182 | 183 | 459 | 396 |
| AVERAGE | | 13.1 | 12.2 | 36.7 | 29.9 | 10.9 | 10.2 | 8.3 | 8.3 | 20.9 | 18.0 |





#0 ERICKSON HUNTER

Senior • Guard • 6-3 • 194
Provo, Utah • Timpview HS
BYU / Salt Lake CC

| Stat | 2023-24 Season High | Career High |
|----------------|---|--|
| Points | 15, vs. Hawai'i, 11/30/23 | 37, vs. North Platte, 11/11/22 |
| Rebounds | 3, 2x, Last vs. #RV/RV St. John's, 11/19/23 | 7, at Utah State Eastern, 12/10/22 |
| Assists | 6, 2x, Last vs. Wake Forest, 11/16/23 | 13, COMMUNITY CHRISTIAN (CA), 1/21/23 |
| Blocks | 2, COLORADO, 2/3/24 | 3, vs. San Bernardino Valley, 12/29/22 |
| Steals | 3, vs. BELLARMINE, 12/20/23 | 4, WESTERN NEBRASKA, 11/18/22 |
| FGs Made | 6, vs. Hawai'i, 11/30/23 | 13, vs. North Platte, 11/11/22 |
| FGs Attempted | 9, vs. Hawai'i, 11/30/23 | 16, vs. North Platte, 11/11/22 |
| 3FGs Made | 2, 3x, Last at Washington, 1/27/24 | 9, vs. North Platte, 11/11/22 |
| 3FGs Attempted | 5, 2x, Last at Washington, 1/27/24 | 11, vs. North Platte, 11/11/22 |
| FTs Made | 1, 4x, Last vs. COLORADO, 2/3/24 | 7, UTAH STATE EASTERN, 3/2/23 |
| FTs Attempted | 3, vs. Hawai'i, 11/30/23 | 7, UTAH STATE EASTERN, 3/2/23 |

2023-24 SEASON HIGHLIGHTS

- Transferred to Utah from Salt Lake CC after spending first two seasons at BYU
- Posted 5pts with 3asts in his Utah debut against Eastern Washington
- Dished out 6asts in 26 mins of play off the bench
- Tied season-high with 6asts in win over Wake Forest off the bench
- Season-high 15pts (6-9 FGM) with 2rebs, 2asts and a steal vs. Hawai'i
- Had 9pts on 4-6 shooting with 4asts off the bench vs. Southern Utah
- Scored 8pts off the bench with 2asts in win over #14/13 BYU at home
- Posted 10pts on 4-6 shooting with a season-high 3stls in win over Bellarmine
- Saw extended minutes at PG with Smith injury at Washington State

2023-24 GAME-BY-GAME STATISTICS

| Opponent | Date | GS | MIN | Total | | 3-Pointers | | Free throws | | Rebounds | | | | PF | A | TO | BLK | STL | PTS | AVG |
|----------------------|------------|----------|---------------|--------------|-------------|--------------|-------------|-------------|-------------|----------|-----------|-----------|------------|-----------|-----------|-----------|----------|-----------|-----------|------------|
| | | | | FG-FGA | PCT | 3FG-3FGA | PCT | FT-FTA | PCT | OFF | DEF | TOT | AVG | | | | | | | |
| Eastern Wash. | 11/06/2023 | | 23:11 | 2-4 | .500 | 1-3 | .333 | 0-0 | .000 | 0 | 1 | 1 | 1.0 | 2 | 3 | 4 | 0 | 0 | 5 | 5.0 |
| UC Riverside | 11/10/2023 | | 26:34 | 1-8 | .125 | 0-1 | .000 | 0-0 | .000 | 0 | 2 | 2 | 1.5 | 2 | 6 | 1 | 1 | 0 | 2 | 3.5 |
| vs Wake Forest | 11/16/2023 | | 26:53 | 1-4 | .250 | 0-1 | .000 | 0-0 | .000 | 0 | 3 | 3 | 2.0 | 2 | 6 | 0 | 0 | 0 | 2 | 3.0 |
| vs Houston | 11/17/2023 | | 28:15 | 0-3 | .000 | 0-2 | .000 | 0-0 | .000 | 0 | 1 | 1 | 1.8 | 1 | 4 | 2 | 0 | 0 | 0 | 2.3 |
| vs St. John's (NY) | 11/19/2023 | | 18:58 | 3-7 | .429 | 1-5 | .200 | 0-0 | .000 | 0 | 3 | 3 | 2.0 | 0 | 3 | 4 | 0 | 1 | 7 | 3.2 |
| at Saint Mary's (CA) | 11/27/2023 | | 11:49 | 1-3 | .333 | 0-1 | .000 | 0-0 | .000 | 0 | 0 | 0 | 1.7 | 4 | 2 | 1 | 0 | 1 | 2 | 3.0 |
| vs Hawaii | 11/30/2023 | | 22:54 | 6-9 | .667 | 2-3 | .667 | 1-3 | .333 | 0 | 2 | 2 | 1.7 | 3 | 2 | 4 | 0 | 1 | 15 | 4.7 |
| Southern Utah | 12/05/2023 | | 25:30 | 4-6 | .667 | 1-3 | .333 | 0-0 | .000 | 0 | 0 | 0 | 1.5 | 1 | 4 | 2 | 0 | 1 | 9 | 5.3 |
| BYU | 12/09/2023 | | 28:05 | 3-6 | .500 | 1-3 | .333 | 1-1 | 1.000 | 0 | 1 | 1 | 1.4 | 1 | 2 | 2 | 0 | 0 | 8 | 5.6 |
| Utah Valley | 12/16/2023 | | 13:19 | 0-3 | .000 | 0-2 | .000 | 0-0 | .000 | 0 | 0 | 0 | 1.3 | 1 | 2 | 1 | 0 | 0 | 0 | 5.0 |
| Bellarmine | 12/20/2023 | | 19:32 | 4-6 | .667 | 2-3 | .667 | 0-1 | .000 | 0 | 1 | 1 | 1.3 | 1 | 3 | 3 | 1 | 3 | 10 | 5.5 |
| Washington St. | 12/29/2023 | | 10:15 | 0-0 | .000 | 0-0 | .000 | 0-0 | .000 | 0 | 0 | 0 | 1.2 | 1 | 2 | 1 | 0 | 0 | 0 | 5.0 |
| Washington | 12/31/2023 | | 04:57 | 0-0 | .000 | 0-0 | .000 | 0-0 | .000 | 0 | 2 | 2 | 1.2 | 0 | 0 | 0 | 0 | 0 | 0 | 4.6 |
| at Arizona St. | 01/04/2024 | | 13:52 | 1-3 | .333 | 0-2 | .000 | 0-0 | .000 | 0 | 0 | 0 | 1.1 | 2 | 1 | 0 | 0 | 2 | 2 | 4.4 |
| at Arizona | 01/06/2024 | | 10:40 | 0-0 | .000 | 0-0 | .000 | 2-3 | .667 | 0 | 0 | 0 | 1.1 | 1 | 1 | 0 | 0 | 1 | 2 | 4.3 |
| UCLA | 01/11/2024 | | 16:57 | 2-2 | 1.000 | 1-1 | 1.000 | 0-0 | .000 | 0 | 1 | 1 | 1.1 | 0 | 1 | 0 | 0 | 2 | 5 | 4.3 |
| at Stanford | 01/14/2024 | | 10:36 | 0-0 | .000 | 0-0 | .000 | 0-2 | .000 | 1 | 1 | 2 | 1.1 | 1 | 0 | 0 | 0 | 0 | 0 | 4.1 |
| Oregon St. | 01/18/2024 | | 14:02 | 1-2 | .500 | 0-1 | .000 | 0-0 | .000 | 0 | 0 | 0 | 1.1 | 2 | 0 | 0 | 0 | 0 | 2 | 3.9 |
| Oregon | 01/21/2024 | | 10:25 | 0-1 | .000 | 0-1 | .000 | 0-0 | .000 | 0 | 1 | 1 | 1.1 | 0 | 1 | 0 | 0 | 0 | 0 | 3.7 |
| at Washington St. | 01/24/2024 | | 27:10 | 2-6 | .333 | 0-2 | .000 | 0-1 | .000 | 1 | 1 | 2 | 1.1 | 2 | 3 | 0 | 1 | 0 | 4 | 3.8 |
| at Washington | 01/27/2024 | | 24:00 | 3-6 | .500 | 2-5 | .400 | 1-2 | .500 | 0 | 2 | 2 | 1.1 | 3 | 3 | 1 | 0 | 0 | 9 | 4.0 |
| Colorado | 02/03/2024 | | 22:01 | 1-3 | .333 | 1-3 | .333 | 1-2 | .500 | 0 | 2 | 2 | 1.2 | 0 | 1 | 0 | 2 | 0 | 4 | 4.0 |
| Totals | | 0 | 409:54 | 35-82 | .427 | 12-42 | .286 | 6-15 | .400 | 2 | 24 | 26 | 1.2 | 30 | 50 | 26 | 5 | 12 | 88 | 4.0 |

Player Averages

| Games Played | Minutes/game | Points/game | FG Pct | 3FG Pct | FT Pct | Rebounds/game | Assists/game | Turnovers/game | Assist/Turnover ratio | Steals/game | Blocks/game |
|--------------|--------------|-------------|--------|---------|--------|---------------|--------------|----------------|-----------------------|-------------|-------------|
| 22 | 18.6 | 4.0 | 42.7 | 28.6 | 40.0 | 1.2 | 2.3 | 1.2 | 1.9 | 0.5 | 0.2 |

HUNTER ERICKSON CAREER STATISTICS

| SEASON | TEAM | GP-GS | MIN/AVG | Field Goals | | 3-Point | | F-Throws | | Rebounds | | | | Scoring | | | | | | |
|-----------------------|------|-------------|-----------------|---------------|-------------|--------------|-------------|-------------|-------------|----------|-----------|-----------|------------|-------------|-----------|-----------|----------|-----------|------------|------------|
| | | | | FG-FGA | FG% | 3FG-3FGA | 3FG% | FT-FTA | FT% | OFF | DEF | TOT | AVG | PF-FO | A | TO | BLK | STL | PTS | AVG |
| 2020-21 | BYU | 8-0 | 23/2.8 | 1-2 | .500 | 1-2 | .500 | 0-0 | .000 | 1 | 2 | 3 | 0.4 | 3-0 | 2 | 1 | 1 | 0 | 3 | 0.4 |
| 2021-22 | BYU | 19-0 | 117/6.1 | 8-17 | .471 | 4-7 | .571 | 0-2 | .000 | 1 | 7 | 8 | 0.4 | 12-0 | 8 | 8 | 1 | 4 | 20 | 1.1 |
| 2023-24 | Utah | 22-0 | 410/18.6 | 35-82 | .427 | 12-42 | .286 | 6-15 | .400 | 2 | 24 | 26 | 1.2 | 30-0 | 50 | 26 | 5 | 12 | 88 | 4.0 |
| TOTAL FOR Utah | | 22-0 | 410/18.6 | 35-82 | .427 | 12-42 | .286 | 6-15 | .400 | 2 | 24 | 26 | 1.2 | 30-0 | 50 | 26 | 5 | 12 | 88 | 4.0 |
| TOTAL | | 49-0 | 549/11.2 | 44-101 | .436 | 17-51 | .333 | 6-17 | .353 | 4 | 33 | 37 | 0.8 | 45-0 | 60 | 35 | 7 | 16 | 111 | 2.3 |



#1 CARLSON BEN

Senior • Forward • 6-9 • 223
Woodbury, Minn. • East Ridge HS
Wisconsin

| Stat | 2023-24 Season High | Career High |
|----------------|---------------------------------------|---------------------------------------|
| Points | 15, SOUTHERN UTAH, 12/5/23 | Same |
| Rebounds | 10, SOUTHERN UTAH, 12/5/23 | 11, LONG ISLAND, 11/7/22 |
| Assists | 2, 2x, Last at #10/10 Arizona, 1/6/24 | 2, 6x, Last at #10/10 Arizona, 1/6/24 |
| Blocks | 1, 5x, Last at Washington, 1/27/24 | 1, 11x, Last at Washington, 1/27/24 |
| Steals | 1, 2x, Last at #10/10 Arizona, 1/6/24 | 1, 9x, Last at #10/10 Arizona, 1/6/24 |
| FGs Made | 6, SOUTHERN UTAH, 12/5/23 | Same |
| FGs Attempted | 12, at #10/10 Arizona, 1/6/24 | Same |
| 3FGs Made | 4, OREGON, 1/21/24 | Same |
| 3FGs Attempted | 7, at Washington, 1/27/24 | Same |
| FTs Made | 5, at Saint Mary's, 11/27/23 | Same |
| FTs Attempted | 6, at Saint Mary's, 11/27/23 | Same |

2023-24 SEASON HIGHLIGHTS

- Opened the season with 11pts & 6rebs off the bench against EWU
- Posted 11pts & 6rebs off the bench on 4-6 shooting vs. UC Riverside
- Had 7pts and 6rebs off the bench on 3-4 shooting in win over Wake Forest
- Career-high 15pts with 10rebs for first-career double-double vs. SUU in start
- Scored 9pts with 9rebs off the bench in win at home against Bellarmine
- Critical 7pts down the stretch in comeback win over Washington at home
- Posted 10pts with 6rebs and 2asts off the bench at #10 Arizona
- Had 8pts with 8rebs off the bench in lopsided victory over UCLA at home
- Recorded 9pts off the bench on 3-6 shooting from 3 at Stanford
- Knocked down 4-of-6 from three for 12pts to help Utah beat Oregon at home
- Scored 13pts on 3-7 from deep in loss at Washington off the bench

2023-24 GAME-BY-GAME STATISTICS

| Opponent | Date | GS | MIN | Total | | 3-Pointers | | Free throws | | Rebounds | | | | | | | | | | | | | |
|----------------------|------------|----|--------|--------|-------|------------|-------|-------------|-------|----------|-----|-----|-----|----|---|----|-----|-----|-----|------|--|--|--|
| | | | | FG-FGA | PCT | 3FG-3FGA | PCT | FT-FTA | PCT | OFF | DEF | TOT | AVG | PF | A | TO | BLK | STL | PTS | AVG | | | |
| Eastern Wash. | 11/06/2023 | | 21:04 | 3-5 | .600 | 2-4 | .500 | 3-4 | .750 | 1 | 5 | 6 | 6.0 | 0 | 1 | 0 | 1 | 0 | 11 | 11.0 | | | |
| UC Riverside | 11/10/2023 | | 17:34 | 4-6 | .667 | 2-3 | .667 | 1-1 | 1.000 | 4 | 2 | 6 | 6.0 | 0 | 0 | 0 | 0 | 0 | 11 | 11.0 | | | |
| vs Wake Forest | 11/16/2023 | | 19:47 | 3-4 | .750 | 0-0 | .000 | 1-2 | .500 | 1 | 5 | 6 | 6.0 | 0 | 0 | 0 | 0 | 0 | 7 | 9.7 | | | |
| vs Houston | 11/17/2023 | | 18:13 | 1-3 | .333 | 0-2 | .000 | 0-0 | .000 | 2 | 2 | 4 | 5.5 | 3 | 0 | 2 | 0 | 0 | 2 | 7.8 | | | |
| vs St. John's (NY) | 11/19/2023 | | 16:54 | 2-4 | .500 | 1-1 | 1.000 | 0-0 | .000 | 0 | 2 | 2 | 4.8 | 0 | 0 | 1 | 0 | 0 | 5 | 7.2 | | | |
| at Saint Mary's (CA) | 11/27/2023 | | 21:01 | 1-3 | .333 | 1-2 | .500 | 5-6 | .833 | 2 | 0 | 2 | 4.3 | 2 | 1 | 0 | 0 | 0 | 8 | 7.3 | | | |
| vs Hawaii | 11/30/2023 | | 13:41 | 1-2 | .500 | 0-0 | .000 | 0-0 | .000 | 1 | 0 | 1 | 3.9 | 2 | 0 | 1 | 0 | 0 | 2 | 6.6 | | | |
| Southern Utah | 12/05/2023 | * | 34:34 | 6-8 | .750 | 1-3 | .333 | 2-2 | 1.000 | 2 | 8 | 10 | 4.6 | 3 | 2 | 0 | 1 | 1 | 15 | 7.6 | | | |
| BYU | 12/09/2023 | | 12:18 | 0-1 | .000 | 0-1 | .000 | 2-2 | 1.000 | 0 | 0 | 0 | 4.1 | 1 | 0 | 1 | 0 | 0 | 2 | 7.0 | | | |
| Utah Valley | 12/16/2023 | | 12:38 | 1-3 | .333 | 0-1 | .000 | 0-0 | .000 | 2 | 0 | 2 | 3.9 | 5 | 0 | 2 | 0 | 0 | 2 | 6.5 | | | |
| Bellarmine | 12/20/2023 | | 23:18 | 4-8 | .500 | 1-3 | .333 | 0-0 | .000 | 0 | 9 | 9 | 4.4 | 1 | 0 | 0 | 1 | 0 | 9 | 6.7 | | | |
| Washington St. | 12/29/2023 | | 09:06 | 0-0 | .000 | 0-0 | .000 | 0-0 | .000 | 0 | 0 | 0 | 4.0 | 1 | 0 | 0 | 0 | 0 | 0 | 6.2 | | | |
| Washington | 12/31/2023 | | 13:55 | 3-6 | .500 | 0-2 | .000 | 1-3 | .333 | 1 | 2 | 3 | 3.9 | 2 | 0 | 1 | 1 | 0 | 7 | 6.2 | | | |
| at Arizona St. | 01/04/2024 | | 17:59 | 2-7 | .286 | 0-1 | .000 | 0-0 | .000 | 3 | 3 | 6 | 4.1 | 1 | 1 | 3 | 0 | 0 | 4 | 6.1 | | | |
| at Arizona | 01/06/2024 | | 22:53 | 4-12 | .333 | 2-9 | .222 | 0-0 | .000 | 0 | 6 | 6 | 4.2 | 0 | 2 | 1 | 0 | 1 | 10 | 6.3 | | | |
| UCLA | 01/11/2024 | | 16:43 | 2-5 | .400 | 1-3 | .333 | 3-4 | .750 | 2 | 6 | 8 | 4.4 | 0 | 0 | 3 | 0 | 0 | 8 | 6.4 | | | |
| at Stanford | 01/14/2024 | | 18:50 | 3-6 | .500 | 3-5 | .600 | 0-0 | .000 | 1 | 1 | 2 | 4.3 | 2 | 0 | 0 | 0 | 0 | 9 | 6.6 | | | |
| Oregon St. | 01/18/2024 | | 15:39 | 1-5 | .200 | 0-2 | .000 | 0-0 | .000 | 1 | 5 | 6 | 4.4 | 1 | 0 | 2 | 0 | 0 | 2 | 6.3 | | | |
| Oregon | 01/21/2024 | | 19:10 | 4-7 | .571 | 4-6 | .667 | 0-0 | .000 | 1 | 3 | 4 | 4.4 | 3 | 0 | 0 | 0 | 0 | 12 | 6.6 | | | |
| at Washington St. | 01/24/2024 | | 21:54 | 0-2 | .000 | 0-2 | .000 | 1-2 | .500 | 4 | 1 | 5 | 4.4 | 0 | 0 | 0 | 0 | 0 | 1 | 6.4 | | | |
| at Washington | 01/27/2024 | | 17:53 | 5-9 | .556 | 3-7 | .429 | 0-0 | .000 | 1 | 1 | 2 | 4.3 | 1 | 0 | 1 | 1 | 0 | 13 | 6.7 | | | |
| Colorado | 02/03/2024 | | 11:18 | 2-2 | 1.000 | 1-1 | 1.000 | 0-0 | .000 | 0 | 2 | 2 | 4.2 | 2 | 0 | 0 | 0 | 0 | 5 | 6.6 | | | |
| Totals | | 1 | 396:22 | 52-108 | .481 | 22-58 | .379 | 19-26 | .731 | 29 | 63 | 92 | 4.2 | 30 | 7 | 18 | 5 | 2 | 145 | 6.6 | | | |

Player Averages

| Games Played | Minutes/game | Points/game | FG Pct | 3FG Pct | FT Pct | Rebounds/game | Assists/game | Turnovers/game | Assist/Turnover ratio | Steals/game | Blocks/game |
|--------------|--------------|-------------|--------|---------|--------|---------------|--------------|----------------|-----------------------|-------------|-------------|
| 22 | 18.0 | 6.6 | 48.1 | 37.9 | 73.1 | 4.2 | 0.3 | 0.8 | 0.4 | 0.1 | 0.2 |

BEN CARLSON CAREER STATISTICS

| | | | | Field Goals | | 3-Point | | F-Throws | | Rebounds | | | | | | | | | Scoring | |
|----------------|------|-------|-----------|-------------|------|----------|------|----------|------|----------|-----|-----|-----|-------|----|----|-----|-----|---------|-----|
| SEASON | TEAM | GP-GS | MIN/AVG | FG-FGA | FG% | 3FG-3FGA | 3FG% | FT-FTA | FT% | OFF | DEF | TOT | AVG | PF-FO | A | TO | BLK | STL | PTS | AVG |
| 2020-21 | Wisc | 7-0 | 64/9.1 | 6-11 | .545 | 1-3 | .333 | 7-8 | .875 | 1 | 5 | 6 | 0.9 | 10-0 | 4 | 1 | 3 | 1 | 20 | 2.9 |
| 2021-22 | Wisc | 32-2 | 295/9.2 | 22-66 | .333 | 1-21 | .048 | 7-13 | .538 | 25 | 40 | 65 | 2.0 | 17-0 | 4 | 10 | 1 | 2 | 52 | 1.6 |
| 2022-23 | Utah | 32-32 | 614/19.2 | 58-124 | .468 | 14-46 | .304 | 13-33 | .394 | 51 | 96 | 147 | 4.6 | 40-0 | 13 | 24 | 5 | 7 | 143 | 4.5 |
| 2023-24 | Utah | 22-1 | 396/18.0 | 52-108 | .481 | 22-58 | .379 | 19-26 | .731 | 29 | 63 | 92 | 4.2 | 30-1 | 7 | 18 | 5 | 2 | 145 | 6.6 |
| TOTAL FOR Utah | | 54-33 | 1010/18.7 | 110-232 | .474 | 36-104 | .346 | 32-59 | .542 | 80 | 159 | 239 | 4.4 | 70-1 | 20 | 42 | 10 | 9 | 288 | 5.3 |
| TOTAL | | 93-35 | 1369/14.7 | 138-309 | .447 | 38-128 | .297 | 46-80 | .575 | 106 | 204 | 310 | 3.3 | 97-1 | 28 | 53 | 14 | 12 | 360 | 3.9 |



#2

BAJEMA COLE

Grad Transfer • Guard • 6-7 • 188
Lynden, Wash. • Lynden Christian HS
Michigan / Washington

| Stat | 2023-24 Season High | Career High |
|----------------|------------------------------------|-----------------------------------|
| Points | 17, EASTERN WASHINGTON, 11/6/23 | 18, at Colorado, 1/9/22 |
| Rebounds | 8, OREGON, 1/21/24 | 11, NORTH FLORIDA, 11/11/22 |
| Assists | 3, 2x, Last at Washington, 1/27/24 | Same |
| Blocks | 2, OREGON, 1/21/24 | 3, USC, 12/30/22 |
| Steals | 3, vs. #RV/RV St. John's, 11/19/23 | 4, ARIZONA STATE, 2/10/22 |
| FGs Made | 5, 4x, Last vs. UCLA, 1/11/24 | 6, 2x, Last at #5 Arizona, 1/5/23 |
| FGs Attempted | 10, 2x, Last vs. UCLA, 1/11/24 | 13, at Oregon State, 12/1/22 |
| 3FGs Made | 4, UCLA, 1/11/24 | 6, at Colorado, 1/9/22 |
| 3FGs Attempted | 7, 3x, Last vs. UCLA, 1/11/24 | 9, USC, 12/30/22 |
| FTs Made | 8, vs. Hawai'i, 11/30/23 | Same |
| FTs Attempted | 9, at Saint Mary's, 11/27/23 | Same |

2023-24 SEASON HIGHLIGHTS

- Graduate transfer from Washington / spent freshman year at Michigan
- Started in his first game at Utah scoring 17pts on 3-6 shooting from 3 vs. EWU
- Scored 13pts with 5rebs on 5-8 shooting in win over UC Riverside
- Posted 11pts with 5rebs in win over Wake Forest
- Had 14pts on 5-10 shooting vs. #RV/RV St. John's
- Recorded 14pts on 6-9 from FT line in win at Saint Mary's
- Scored 9pts with season-high 6rebs in win over #14/13 BYU at home
- Posted 11pts with 3 triples in comeback win over Washington
- Had 9pts off of a trio of 3-pointers in loss at Arizona State
- Recorded 11pts with pair of 3-pointers and 2asts at #10/10 Arizona
- Game-high 14pts on 4-7 shooting from 3-point range in 46-point win vs. UCLA
- Career-high 3asts with 7pts and 2rebs in loss at Stanford
- Had 13pts & season-high 8rebs (4-4 FTs in final min) to beat Oregon at home

2023-24 GAME-BY-GAME STATISTICS

| Opponent | Date | GS | MIN | Total FG-FGA | PCT | 3-Pointers 3FG-3FGA | PCT | Free throws FT-FTA | PCT | Rebounds OFF DEF TOT | AVG | PF | A | TO | BLK | STL | PTS | AVG |
|----------------------|------------|----|------------------|-----------------|-------------|------------------------|-------------|-----------------------|-------------|-------------------------|------------|-----------|-----------|-----------|----------|-----------|------------|------------|
| Eastern Wash. | 11/06/2023 | * | 24:35 | 5-9 | .556 | 3-6 | .500 | 4-4 | 1.000 | 0 2 2 | 2.0 | 3 | 1 | 1 | 0 | 1 | 17 | 17.0 |
| UC Riverside | 11/10/2023 | * | 26:31 | 5-8 | .625 | 3-5 | .600 | 0-0 | .000 | 0 5 5 | 3.5 | 0 | 1 | 2 | 0 | 0 | 13 | 15.0 |
| vs Wake Forest | 11/16/2023 | * | 33:52 | 4-9 | .444 | 2-5 | .400 | 1-2 | .500 | 0 5 5 | 4.0 | 2 | 1 | 0 | 0 | 0 | 11 | 13.7 |
| vs Houston | 11/17/2023 | * | 23:00 | 0-2 | .000 | 0-2 | .000 | 0-0 | .000 | 0 5 5 | 4.3 | 4 | 2 | 2 | 1 | 2 | 0 | 10.3 |
| vs St. John's (NY) | 11/19/2023 | * | 28:13 | 5-10 | .500 | 3-7 | .429 | 1-1 | 1.000 | 0 0 0 | 3.4 | 2 | 1 | 1 | 0 | 3 | 14 | 11.0 |
| at Saint Mary's (CA) | 11/27/2023 | * | 32:47 | 3-6 | .500 | 2-4 | .500 | 6-9 | .667 | 0 1 1 | 3.0 | 1 | 1 | 0 | 0 | 1 | 14 | 11.5 |
| vs Hawaii | 11/30/2023 | * | 25:26 | 1-5 | .200 | 0-3 | .000 | 8-8 | 1.000 | 1 1 2 | 2.9 | 1 | 0 | 0 | 0 | 0 | 10 | 11.3 |
| Southern Utah | 12/05/2023 | * | 20:54 | 2-8 | .250 | 1-5 | .200 | 1-1 | 1.000 | 0 2 2 | 2.8 | 1 | 2 | 1 | 0 | 1 | 6 | 10.6 |
| BYU | 12/09/2023 | * | 18:30 | 4-6 | .667 | 1-3 | .333 | 0-0 | .000 | 0 6 6 | 3.1 | 4 | 0 | 3 | 0 | 0 | 9 | 10.4 |
| Utah Valley | 12/16/2023 | * | 24:16 | 2-9 | .222 | 1-4 | .250 | 0-0 | .000 | 0 2 2 | 3.0 | 1 | 1 | 0 | 0 | 0 | 5 | 9.9 |
| Bellarmine | 12/20/2023 | * | 19:00 | 2-6 | .333 | 1-3 | .333 | 2-2 | 1.000 | 0 3 3 | 3.0 | 1 | 0 | 2 | 0 | 2 | 7 | 9.6 |
| Washington St. | 12/29/2023 | * | 13:30 | 1-4 | .250 | 0-1 | .000 | 0-0 | .000 | 1 2 3 | 3.0 | 0 | 0 | 0 | 0 | 0 | 2 | 9.0 |
| Washington | 12/31/2023 | * | 21:02 | 4-9 | .444 | 3-7 | .429 | 0-0 | .000 | 0 1 1 | 2.8 | 3 | 0 | 2 | 0 | 1 | 11 | 9.2 |
| at Arizona St. | 01/04/2024 | * | 19:12 | 3-6 | .500 | 3-5 | .600 | 0-0 | .000 | 1 3 4 | 2.9 | 1 | 0 | 1 | 0 | 1 | 9 | 9.1 |
| at Arizona | 01/06/2024 | * | 32:06 | 3-6 | .500 | 2-4 | .500 | 3-3 | 1.000 | 0 2 2 | 2.9 | 1 | 1 | 0 | 1 | 2 | 11 | 9.3 |
| UCLA | 01/11/2024 | * | 26:58 | 5-10 | .500 | 4-7 | .571 | 0-0 | .000 | 1 1 2 | 2.8 | 2 | 0 | 1 | 1 | 0 | 14 | 9.6 |
| at Stanford | 01/14/2024 | * | 31:23 | 2-4 | .500 | 2-4 | .500 | 1-2 | .500 | 0 2 2 | 2.8 | 5 | 3 | 0 | 0 | 0 | 7 | 9.4 |
| Oregon St. | 01/18/2024 | * | 31:38 | 2-6 | .333 | 2-5 | .400 | 2-5 | .400 | 0 3 3 | 2.8 | 4 | 0 | 0 | 1 | 0 | 8 | 9.3 |
| Oregon | 01/21/2024 | * | 34:01 | 3-7 | .429 | 2-5 | .400 | 5-7 | .714 | 1 7 8 | 3.1 | 2 | 1 | 1 | 2 | 0 | 13 | 9.5 |
| at Washington St. | 01/24/2024 | * | 26:21 | 1-4 | .250 | 0-3 | .000 | 0-0 | .000 | 0 1 1 | 3.0 | 2 | 0 | 1 | 0 | 0 | 2 | 9.2 |
| at Washington | 01/27/2024 | * | 28:46 | 4-8 | .500 | 2-4 | .500 | 0-0 | .000 | 0 1 1 | 2.9 | 0 | 3 | 0 | 0 | 0 | 10 | 9.2 |
| Colorado | 02/03/2024 | * | 26:28 | 2-7 | .286 | 2-6 | .333 | 2-4 | .500 | 0 1 1 | 2.8 | 1 | 1 | 0 | 0 | 1 | 8 | 9.1 |
| Totals | | | 22 568:30 | 63-149 | .423 | 39-98 | .398 | 36-48 | .750 | 5 56 61 | 2.8 | 41 | 19 | 18 | 6 | 15 | 201 | 9.1 |

Player Averages

| Games Played | Minutes/game | Points/game | FG Pct | 3FG Pct | FT Pct | Rebounds/game | Assists/game | Turnovers/game | Assist/Turnover ratio | Steals/game | Blocks/game |
|--------------|--------------|-------------|--------|---------|--------|---------------|--------------|----------------|-----------------------|-------------|-------------|
| 22 | 25.8 | 9.1 | 42.3 | 39.8 | 75.0 | 2.8 | 0.9 | 0.8 | 1.1 | 0.7 | 0.3 |

COLE BAJEMA CAREER STATISTICS

| SEASON | TEAM | GP-GS | MIN/AVG | Field Goals FG-FGA FG% | 3-Point 3FG-3FGA 3FG% | F-Throws FT-FTA FT% | Rebounds OFF DEF TOT AVG | PF-FO | A | TO | BLK | STL | Scoring PTS AVG |
|-----------------------|------|---------------|------------------|---------------------------|--------------------------|------------------------|-----------------------------|--------------|-----------|-----------|-----------|-----------|--------------------|
| 2019-20 | Mich | 10-0 | 37/3.7 | 10-13 .769 | 4-7 .571 | 2-2 1.000 | 0 4 4 0.4 | 3-0 | 0 | 2 | 1 | 2 | 26 2.6 |
| 2020-21 | UW | 24-0 | 367/15.3 | 25-63 .397 | 12-31 .387 | 12-15 .800 | 7 31 38 1.6 | 36-0 | 6 | 16 | 6 | 13 | 74 3.1 |
| 2021-22 | UW | 32-1 | 624/19.5 | 53-158 .335 | 32-95 .337 | 34-46 .739 | 11 49 60 1.9 | 45-0 | 16 | 22 | 5 | 13 | 172 5.4 |
| 2022-23 | UW | 31-30 | 922/29.7 | 83-213 .390 | 49-136 .360 | 57-67 .851 | 20 111 131 4.2 | 68-0 | 17 | 32 | 11 | 27 | 272 8.8 |
| 2023-24 | Utah | 22-22 | 568/25.8 | 63-149 .423 | 39-98 .398 | 36-48 .750 | 5 56 61 2.8 | 41-1 | 19 | 18 | 6 | 15 | 201 9.1 |
| TOTAL FOR Utah | | 22-22 | 568/25.8 | 63-149 .423 | 39-98 .398 | 36-48 .750 | 5 56 61 2.8 | 41-1 | 19 | 18 | 6 | 15 | 201 9.1 |
| TOTAL | | 119-53 | 2519/21.2 | 234-596 .393 | 136-367 .371 | 141-178 .792 | 43 251 294 2.5 | 193-1 | 58 | 90 | 29 | 70 | 745 6.3 |



#3 TEAT JAYDEN

Freshman • Guard • 6-1 • 180
Sacramento, Calif. • Capital Christian HS

| Stat | 2023-24 Season High | Career High |
|----------------|---------------------------------------|-------------|
| Points | 8, vs. BELLARMINE, 12/20/23 | Same |
| Rebounds | 2, at Washington, 1/27/24 | Same |
| Assists | 3, at Washington, 1/27/24 | Same |
| Blocks | 1, vs. BELLARMINE, 12/20/23 | Same |
| Steals | 1, 3x, Last at Washington, 1/27/24 | Same |
| FGs Made | 3, vs. BELLARMINE, 12/20/23 | Same |
| FGs Attempted | 6, 2X, Last vs. OREGON STATE, 1/18/24 | Same |
| 3FGs Made | 2, vs. BELLARMINE, 12/20/23 | Same |
| 3FGs Attempted | 4, vs. OREGON STATE, 1/18/24 | Same |
| FTs Made | -- | -- |
| FTs Attempted | -- | -- |

2023-24 SEASON HIGHLIGHTS

- Made his collegiate debut against EWU coming off the bench
- Scored his first collegiate basket vs. UC Riverside in the 2nd half
- Season-high 8pts on 3-6 shooting with 1st in 6:04 minutes vs. Bellarmine
- Picked up a rebound and dished out assist at Arizona State
- Had 4pts on 2-4 shooting in just 5mins of play at #10/10 Arizona off the bench

2023-24 GAME-BY-GAME STATISTICS

| Opponent | Date | GS | MIN | Total | | 3-Pointers | | Free throws | | Rebounds | | | | PF | A | TO | BLK | STL | PTS | AVG |
|--------------------|------------|----------|--------------|-------------|-------------|-------------|-------------|-------------|-------------|----------|----------|----------|------------|----------|----------|----------|----------|----------|-----------|------------|
| | | | | FG-FGA | PCT | 3FG-3FGA | PCT | FT-FTA | PCT | OFF | DEF | TOT | AVG | | | | | | | |
| Eastern Wash. | 11/06/2023 | | 02:56 | 0-0 | .000 | 0-0 | .000 | 0-0 | .000 | 0 | 0 | 0 | 0.0 | 1 | 0 | 0 | 0 | 0 | 0 | 0.0 |
| UC Riverside | 11/10/2023 | | 07:12 | 1-3 | .333 | 0-0 | .000 | 0-0 | .000 | 0 | 0 | 0 | 0.0 | 0 | 0 | 0 | 0 | 0 | 2 | 1.0 |
| vs St. John's (NY) | 11/19/2023 | | 01:39 | 0-0 | .000 | 0-0 | .000 | 0-0 | .000 | 0 | 0 | 0 | 0.0 | 0 | 1 | 0 | 0 | 0 | 0 | 0.7 |
| Bellarmine | 12/20/2023 | | 06:04 | 3-6 | .500 | 2-3 | .667 | 0-0 | .000 | 0 | 0 | 0 | 0.0 | 0 | 0 | 0 | 0 | 1 | 8 | 2.5 |
| Washington St. | 12/29/2023 | | 00:34 | 0-0 | .000 | 0-0 | .000 | 0-0 | .000 | 0 | 0 | 0 | 0.0 | 0 | 0 | 0 | 0 | 0 | 0 | 2.0 |
| at Arizona St. | 01/04/2024 | | 01:20 | 0-0 | .000 | 0-0 | .000 | 0-0 | .000 | 0 | 1 | 1 | 0.2 | 0 | 1 | 0 | 0 | 0 | 0 | 1.7 |
| at Arizona | 01/06/2024 | | 04:25 | 2-4 | .500 | 0-2 | .000 | 0-0 | .000 | 0 | 0 | 0 | 0.1 | 0 | 0 | 0 | 0 | 0 | 4 | 2.0 |
| UCLA | 01/11/2024 | | 03:02 | 0-1 | .000 | 0-1 | .000 | 0-0 | .000 | 0 | 0 | 0 | 0.1 | 2 | 0 | 0 | 0 | 1 | 0 | 1.8 |
| at Stanford | 01/14/2024 | | 07:34 | 0-1 | .000 | 0-1 | .000 | 0-0 | .000 | 0 | 0 | 0 | 0.1 | 1 | 0 | 0 | 0 | 0 | 0 | 1.6 |
| Oregon St. | 01/18/2024 | | 12:04 | 0-6 | .000 | 0-4 | .000 | 0-0 | .000 | 0 | 3 | 3 | 0.4 | 1 | 1 | 0 | 0 | 0 | 0 | 1.4 |
| Oregon | 01/21/2024 | | 01:24 | 0-0 | .000 | 0-0 | .000 | 0-0 | .000 | 0 | 0 | 0 | 0.4 | 0 | 0 | 0 | 0 | 0 | 0 | 1.3 |
| at Washington St. | 01/24/2024 | | 08:25 | 0-2 | .000 | 0-1 | .000 | 0-0 | .000 | 0 | 1 | 1 | 0.4 | 1 | 0 | 1 | 0 | 0 | 0 | 1.2 |
| at Washington | 01/27/2024 | | 03:54 | 0-1 | .000 | 0-1 | .000 | 0-0 | .000 | 0 | 2 | 2 | 0.5 | 1 | 3 | 0 | 0 | 1 | 0 | 1.1 |
| Totals | | 0 | 60:33 | 6-24 | .250 | 2-13 | .154 | 0-0 | .000 | 0 | 7 | 7 | 0.5 | 7 | 6 | 1 | 0 | 3 | 14 | 1.1 |

Player Averages

| Games Played | Minutes/game | Points/game | FG Pct | 3FG Pct | FT Pct | Rebounds/game | Assists/game | Turnovers/game | Assist/Turnover ratio | Steals/game | Blocks/game |
|--------------|--------------|-------------|--------|---------|--------|---------------|--------------|----------------|-----------------------|-------------|-------------|
| 13 | 4.7 | 1.1 | 25.0 | 15.4 | 0.0 | 0.5 | 0.5 | 0.1 | 6.0 | 0.2 | 0.0 |

JAYDEN TEAT CAREER STATISTICS

| | | | | Field Goals | | 3-Point | | F-Throws | | Rebounds | | | | | | | | | Scoring | |
|---------|------|-------|---------|-------------|------|----------|------|----------|------|----------|-----|-----|-----|-------|---|----|-----|-----|---------|-----|
| SEASON | TEAM | GP-GS | MIN/AVG | FG-FGA | FG% | 3FG-3FGA | 3FG% | FT-FTA | FT% | OFF | DEF | TOT | AVG | PF-FO | A | TO | BLK | STL | PTS | AVG |
| 2023-24 | Utah | 13-0 | 61/4.7 | 6-24 | .250 | 2-13 | .154 | 0-0 | .000 | 0 | 7 | 7 | 0.5 | 7-0 | 6 | 1 | 0 | 3 | 14 | 1.1 |
| TOTAL | | 13-0 | 61/4.7 | 6-24 | .250 | 2-13 | .154 | 0-0 | .000 | 0 | 7 | 7 | 0.5 | 7-0 | 6 | 1 | 0 | 3 | 14 | 1.1 |



#5

SMITH DEIVON

Senior • Guard • 6-0 • 173
Decatur, Ga. • Grayson HS
Mississippi State / Georgia Tech

| Stat | 2023-24 Season High | Career High |
|----------------|-----------------------------------|--|
| Points | 24, OREGON, 1/21/24 | Same |
| Rebounds | 11, 2x, Last vs. COLORADO, 2/3/24 | 11, 4x, Last vs. COLORADO, 2/3/24 |
| Assists | 11, 2x, Last at Stanford, 1/14/24 | Same |
| Blocks | 1, 3x, Last vs. COLORADO, 2/3/24 | 3, NIU, 11/17/22 |
| Steals | 2, 3x, Last vs. COLORADO, 2/3/24 | 3, 2x, Last at Georgia State, 11/12/22 |
| FGs Made | 9, OREGON, 1/21/24 | Same |
| FGs Attempted | 17, OREGON, 1/21/24 | Same |
| 3FGs Made | 3, 2x, Last vs. OREGON, 1/21/24 | 3, 4x, Last vs. OREGON, 1/21/24 |
| 3FGs Attempted | 6, OREGON, 1/21/24 | 6, 3x, Last vs. OREGON, 1/21/24 |
| FTs Made | 5, COLORADO, 2/3/24 | Same |
| FTs Attempted | 5, 3x, Last vs. COLORADO, 2/3/24 | 7, vs. Utah, 11/21/22 |

2023-24 SEASON HIGHLIGHTS

- Waiver to play immediately was denied by NCAA on 12/4/23, appeals sent
- Was eligible to play on 12/15/23 after injunction by federal courts vs. NCAA
- Made Utah debut vs. Utah Valley dishing out 2asts with a steal in 12 minutes
- Scored his first basket as a Ute vs. Bellarmine finishing with 6pts, 4rebs, 2asts
- Had 6pts, 3rebs, 5asts and 2stls in win vs. Washington State in 25mins of play
- Stuffed stat sheet with 9pts, 7rebs and 6asts in win over Washington at home
- 1st double-digit game as a Ute with 13pts and 4rebs at Arizona State
- 4th career double-double with 11pts and career-high 11asts vs. UCLA at home
- 5th Runnin' Ute ever with a triple-double, 16pts, 10rebs & 11asts at Stanford
- Posted 14pts, 4rebs & 8asts in win over Oregon State at home (2nd start)
- Career-high 24pts, 11rebs, 8asts to defeat Oregon at home
- Named Pac-12 Player of the Week (1/22/24) avging 19pts, 7.5rebs, 8asts
- Exited game with lower leg injury in first-half at Washington State
- Scored 20pts on 8-14 shooting in loss at Washington
- Missed a triple-double with 17pts, 11rebs and 9asts vs. Colorado at home

2023-24 GAME-BY-GAME STATISTICS

| Opponent | Date | GS | MIN | Total | | 3-Pointers | | Free throws | | Rebounds | | | | PF | | | | | PTS | AVG |
|-------------------|------------|----------|---------------|---------------|-------------|--------------|-------------|--------------|-------------|----------|-----------|-----------|------------|-----------|-----------|-----------|----------|-----------|------------|-------------|
| | | | | FG-FGA | PCT | 3FG-3FGA | PCT | FT-FTA | PCT | OFF | DEF | TOT | AVG | A | TO | BLK | STL | PTS | | |
| Utah Valley | 12/16/2023 | | 11:21 | 0-2 | .000 | 0-0 | .000 | 0-0 | .000 | 0 | 0 | 0 | 0.0 | 0 | 2 | 0 | 0 | 1 | 0 | 0.0 |
| Bellarmine | 12/20/2023 | | 16:53 | 3-7 | .429 | 0-2 | .000 | 0-0 | .000 | 0 | 4 | 4 | 2.0 | 0 | 2 | 0 | 1 | 1 | 6 | 3.0 |
| Washington St. | 12/29/2023 | | 25:32 | 3-8 | .375 | 0-1 | .000 | 0-0 | .000 | 0 | 3 | 3 | 2.3 | 1 | 5 | 0 | 0 | 2 | 6 | 4.0 |
| Washington | 12/31/2023 | | 21:43 | 3-7 | .429 | 1-2 | .500 | 2-2 | 1.000 | 1 | 6 | 7 | 3.5 | 2 | 6 | 1 | 0 | 1 | 9 | 5.3 |
| at Arizona St. | 01/04/2024 | | 26:59 | 6-14 | .429 | 0-1 | .000 | 1-1 | 1.000 | 1 | 3 | 4 | 3.6 | 0 | 1 | 2 | 0 | 0 | 13 | 6.8 |
| at Arizona | 01/06/2024 | | 19:11 | 3-10 | .300 | 1-2 | .500 | 0-0 | .000 | 0 | 2 | 2 | 3.3 | 0 | 0 | 1 | 0 | 2 | 7 | 6.8 |
| UCLA | 01/11/2024 | | 21:02 | 4-7 | .571 | 3-4 | .750 | 0-0 | .000 | 0 | 4 | 4 | 3.4 | 3 | 11 | 2 | 0 | 0 | 11 | 7.4 |
| at Stanford | 01/14/2024 | * | 32:19 | 6-14 | .429 | 2-5 | .400 | 2-4 | .500 | 1 | 9 | 10 | 4.3 | 4 | 11 | 2 | 0 | 1 | 16 | 8.5 |
| Oregon St. | 01/18/2024 | * | 27:56 | 6-11 | .545 | 1-3 | .333 | 1-2 | .500 | 2 | 2 | 4 | 4.2 | 0 | 8 | 1 | 0 | 1 | 14 | 9.1 |
| Oregon | 01/21/2024 | * | 37:40 | 9-18 | .500 | 3-6 | .500 | 3-5 | .600 | 2 | 9 | 11 | 4.9 | 1 | 8 | 5 | 0 | 0 | 24 | 10.6 |
| at Washington St. | 01/24/2024 | * | 11:28 | 2-5 | .400 | 0-1 | .000 | 0-0 | .000 | 0 | 2 | 2 | 4.6 | 1 | 3 | 2 | 0 | 0 | 4 | 10.0 |
| at Washington | 01/27/2024 | * | 24:23 | 8-14 | .571 | 2-3 | .667 | 2-4 | .500 | 0 | 2 | 2 | 4.4 | 2 | 3 | 5 | 1 | 0 | 20 | 10.8 |
| Colorado | 02/03/2024 | * | 36:01 | 6-11 | .545 | 0-1 | .000 | 5-5 | 1.000 | 1 | 10 | 11 | 4.9 | 2 | 9 | 7 | 1 | 2 | 17 | 11.3 |
| Totals | | 6 | 312:28 | 59-128 | .461 | 13-31 | .419 | 16-23 | .696 | 8 | 56 | 64 | 4.9 | 16 | 69 | 28 | 3 | 11 | 147 | 11.3 |

Player Averages

| Games Played | Minutes/game | Points/game | FG Pct | 3FG Pct | FT Pct | Rebounds/game | Assists/game | Turnovers/game | Assist/Turnover ratio | Steals/game | Blocks/game |
|--------------|--------------|-------------|--------|---------|--------|---------------|--------------|----------------|-----------------------|-------------|-------------|
| 13 | 24.0 | 11.3 | 46.1 | 41.9 | 69.6 | 4.9 | 5.3 | 2.2 | 2.5 | 0.8 | 0.2 |

DEIVON SMITH CAREER STATISTICS

| SEASON | TEAM | GP-GS | MIN/AVG | Field Goals | | 3-Point | | F-Throws | | Rebounds | | | | PF | | | | | Scoring | |
|-----------------------|--------|--------------|------------------|----------------|-------------|---------------|-------------|---------------|-------------|-----------|------------|------------|------------|--------------|------------|------------|-----------|-----------|------------|-------------|
| | | | | FG-FGA | FG% | 3FG-3FGA | 3FG% | FT-FTA | FT% | OFF | DEF | TOT | AVG | PF-FO | A | TO | BLK | STL | PTS | AVG |
| 2020-21 | MSU | 33-8 | 749/22.7 | 65-192 | .339 | 19-68 | .279 | 24-39 | .615 | 13 | 106 | 119 | 3.6 | 52-1 | 97 | 56 | 9 | 29 | 173 | 5.2 |
| 2021-22 | GaTech | 24-5 | 472/19.7 | 58-144 | .403 | 5-18 | .278 | 16-27 | .593 | 25 | 56 | 81 | 3.4 | 44-0 | 48 | 42 | 5 | 25 | 137 | 5.7 |
| 2022-23 | GaTech | 24-13 | 596/24.8 | 83-208 | .399 | 12-46 | .261 | 13-29 | .448 | 29 | 106 | 135 | 5.6 | 42-0 | 89 | 32 | 16 | 22 | 191 | 8.0 |
| 2023-24 | Utah | 13-6 | 312/24.0 | 59-128 | .461 | 13-31 | .419 | 16-23 | .696 | 8 | 56 | 64 | 4.9 | 16-0 | 69 | 28 | 3 | 11 | 147 | 11.3 |
| TOTAL FOR Utah | | 13-6 | 312/24.0 | 59-128 | .461 | 13-31 | .419 | 16-23 | .696 | 8 | 56 | 64 | 4.9 | 16-0 | 69 | 28 | 3 | 11 | 147 | 11.3 |
| TOTAL | | 94-32 | 2129/22.7 | 265-672 | .394 | 49-163 | .301 | 69-118 | .585 | 75 | 324 | 399 | 4.2 | 154-1 | 303 | 158 | 33 | 87 | 648 | 6.9 |



#10 WAHLIN JAKE

Freshman • Forward • 6-9 • 203
Provo, Utah • Timpview HS

| Stat | 2023-24 Season High | Career High |
|----------------|--------------------------------------|-------------|
| Points | 4, at Washington, 1/27/24 | Same |
| Rebounds | 4, 2x, Last at Washington, 1/27/24 | Same |
| Assists | 3, EASTERN WASHINGTON, 11/6/23 | Same |
| Blocks | 1, 2x, Last at Washington, 1/27/24 | Same |
| Steals | -- | -- |
| FGs Made | 2, at Washington, 1/27/24 | Same |
| FGs Attempted | 3, at Washington, 1/27/24 | Same |
| 3FGs Made | 0, 3x, Last vs. BELLARMINE, 12/20/23 | Same |
| 3FGs Attempted | 2, UC RIVERSIDE, 11/10/23 | Same |
| FTs Made | 1, EASTERN WASHINGTON, 11/6/23 | Same |
| FTs Attempted | 4, EASTERN WASHINGTON, 11/6/23 | Same |

2023-24 SEASON HIGHLIGHTS

- Spent last 2 years in Lithuania for his mission
- Scored his first collegiate point in season-opener via free-throw at 2:14 mark
- Made appearance against Southern Utah
- Saw extended mins vs. Bellarmine, pulling down 4rebs with 1blk
- First-career field-goal at Washington, finishing with 4pts, 4rebs
- Appeared in 3-straight games with nearly 7mins vs. Colorado at home

2023-24 GAME-BY-GAME STATISTICS

| Opponent | Date | GS | MIN | Total | | 3-Pointers | | Free throws | | Rebounds | | | | PF | A | TO | BLK | STL | PTS | AVG |
|--------------------|------------|----|----------------|-------------|-------------|------------|-------------|-------------|-------------|----------|-----------|-----------|------------|----------|----------|----------|----------|----------|----------|------------|
| | | | | FG-FGA | PCT | 3FG-3FGA | PCT | FT-FTA | PCT | OFF | DEF | TOT | AVG | | | | | | | |
| Eastern Wash. | 11/06/2023 | | 11:16 | 0-1 | .000 | 0-1 | .000 | 1-4 | .250 | 0 | 3 | 3 | 3.0 | 1 | 3 | 2 | 0 | 0 | 1 | 1.0 |
| UC Riverside | 11/10/2023 | | 10:26 | 0-2 | .000 | 0-2 | .000 | 0-0 | .000 | 1 | 2 | 3 | 3.0 | 1 | 0 | 1 | 0 | 0 | 0 | 0.5 |
| vs St. John's (NY) | 11/19/2023 | | 01:39 | 0-0 | .000 | 0-0 | .000 | 0-0 | .000 | 0 | 1 | 1 | 2.3 | 1 | 0 | 0 | 0 | 0 | 0 | 0.3 |
| Southern Utah | 12/05/2023 | | 03:24 | 0-1 | .000 | 0-0 | .000 | 0-0 | .000 | 0 | 0 | 0 | 1.8 | 1 | 0 | 0 | 0 | 0 | 0 | 0.3 |
| Bellarmine | 12/20/2023 | | 11:27 | 0-2 | .000 | 0-1 | .000 | 0-0 | .000 | 2 | 2 | 4 | 2.2 | 0 | 0 | 0 | 1 | 0 | 0 | 0.2 |
| at Washington St. | 01/24/2024 | | 02:00 | 0-0 | .000 | 0-0 | .000 | 0-0 | .000 | 0 | 0 | 0 | 1.8 | 0 | 0 | 0 | 0 | 0 | 0 | 0.2 |
| at Washington | 01/27/2024 | | 16:12 | 2-3 | .667 | 0-1 | .000 | 0-0 | .000 | 2 | 2 | 4 | 2.1 | 4 | 0 | 0 | 1 | 0 | 4 | 0.7 |
| Colorado | 02/03/2024 | | 06:32 | 0-1 | .000 | 0-1 | .000 | 0-0 | .000 | 0 | 0 | 0 | 1.9 | 1 | 0 | 0 | 0 | 0 | 0 | 0.6 |
| Totals | | | 0 62:57 | 2-10 | .200 | 0-6 | .000 | 1-4 | .250 | 5 | 10 | 15 | 1.9 | 9 | 3 | 3 | 2 | 0 | 5 | 0.6 |

Player Averages

| Games Played | Minutes/game | Points/game | FG Pct | 3FG Pct | FT Pct | Rebounds/game | Assists/game | Turnovers/game | Assist/Turnover ratio | Steals/game | Blocks/game |
|--------------|--------------|-------------|--------|---------|--------|---------------|--------------|----------------|-----------------------|-------------|-------------|
| 8 | 7.9 | 0.6 | 20.0 | 0.0 | 25.0 | 1.9 | 0.4 | 0.4 | 1.0 | 0.0 | 0.3 |

JAKE WAHLIN CAREER STATISTICS

| | | | Field Goals | | 3-Point | | F-Throws | | Rebounds | | | | Scoring | | | | | | | |
|--------------|------|------------|---------------|-------------|-------------|------------|-------------|------------|-------------|----------|-----------|-----------|------------|------------|----------|----------|----------|----------|----------|------------|
| SEASON | TEAM | GP-GS | MIN/AVG | FG-FGA | FG% | 3FG-3FGA | 3FG% | FT-FTA | FT% | OFF | DEF | TOT | AVG | PF-FO | A | TO | BLK | STL | PTS | AVG |
| 2023-24 | Utah | 8-0 | 63/7.9 | 2-10 | .200 | 0-6 | .000 | 1-4 | .250 | 5 | 10 | 15 | 1.9 | 9-0 | 3 | 3 | 2 | 0 | 5 | 0.6 |
| TOTAL | | 8-0 | 63/7.9 | 2-10 | .200 | 0-6 | .000 | 1-4 | .250 | 5 | 10 | 15 | 1.9 | 9-0 | 3 | 3 | 2 | 0 | 5 | 0.6 |



#11

EXACTE WILGUENS JUNIOR

Sophomore • Guard • 6-6 • 236
Montréal, Canada • Collège Notre Dame
NBA Academy Latin America

| Stat | 2022-23 Season High | Career High |
|----------------|---------------------------------------|-------------|
| Points | 12, LONG ISLAND, 11/7/22 | Same |
| Rebounds | 6, LONG ISLAND, 11/7/22 | Same |
| Assists | 3, at Stanford, 12/31/22 | Same |
| Blocks | -- | -- |
| Steals | 1, 6x, Last at Arizona State, 2/18/23 | Same |
| FGs Made | 4, 2x, Last at #8/8 Arizona, 2/16/23 | Same |
| FGs Attempted | 8, 2x, Last at #8/8 Arizona, 2/16/23 | Same |
| 3FGs Made | 2, 5x, Last at Arizona State, 2/18/23 | Same |
| 3FGs Attempted | 6, at #8/8 Arizona, 2/16/23 | Same |
| FTs Made | 4, at Oregon, 1/28/23 | Same |
| FTs Attempted | 4, at Oregon, 1/28/23 | Same |

2023-24 SEASON HIGHLIGHTS

- Officially redshirting after announcement on Jan. 9 per HC Craig Smith
- Lower leg injury that occurred before start of the season

2022-23 GAME-BY-GAME STATISTICS

| Opponent | Date | GS | MIN | Total FG-FGA | PCT | 3-Pointers 3FG-3FGA | PCT | Free throws FT-FTA | PCT | Rebounds OFF DEF TOT AVG | PF | A | TO | BLK | STL | PTS | AVG |
|------------------------|------------|----------|---------------|-----------------|-------------|------------------------|-------------|-----------------------|-------------|-----------------------------|-----------|-----------|-----------|----------|----------|------------|------------|
| LIU | 11/07/2022 | | 20:58 | 4-8 | .500 | 2-3 | .667 | 2-2 | 1.000 | 1 5 6 6.0 | 0 | 1 | 0 | 0 | 0 | 12 | 12.0 |
| CSU Bakersfield | 11/11/2022 | | 18:27 | 3-5 | .600 | 1-2 | .500 | 3-3 | 1.000 | 0 2 2 4.0 | 0 | 2 | 2 | 0 | 0 | 10 | 11.0 |
| Idaho St. | 11/14/2022 | | 16:33 | 0-2 | .000 | 0-0 | .000 | 0-0 | .000 | 0 1 1 3.0 | 0 | 2 | 2 | 0 | 0 | 0 | 7.3 |
| Sam Houston | 11/17/2022 | | 08:19 | 0-1 | .000 | 0-1 | .000 | 0-0 | .000 | 0 2 2 2.8 | 1 | 1 | 2 | 0 | 1 | 0 | 5.5 |
| vs Georgia Tech | 11/21/2022 | | 02:28 | 0-0 | .000 | 0-0 | .000 | 0-0 | .000 | 0 1 1 2.4 | 1 | 0 | 2 | 0 | 0 | 0 | 4.4 |
| vs Mississippi St. | 11/23/2022 | | 04:23 | 1-1 | 1.000 | 0-0 | .000 | 0-0 | .000 | 0 1 1 2.2 | 0 | 0 | 1 | 0 | 0 | 2 | 4.0 |
| St. Thomas (MN) | 11/26/2022 | | 11:48 | 1-2 | .500 | 0-1 | .000 | 3-3 | 1.000 | 0 0 0 1.9 | 3 | 1 | 2 | 0 | 1 | 5 | 4.1 |
| Arizona | 12/01/2022 | | 09:43 | 1-3 | .333 | 0-1 | .000 | 0-0 | .000 | 0 1 1 1.8 | 1 | 1 | 0 | 0 | 0 | 2 | 3.9 |
| at Washington St. | 12/04/2022 | | 10:39 | 0-3 | .000 | 0-0 | .000 | 2-2 | 1.000 | 0 0 0 1.6 | 0 | 0 | 0 | 0 | 0 | 2 | 3.7 |
| Jacksonville St. | 12/08/2022 | | 13:12 | 3-4 | .750 | 2-2 | 1.000 | 0-0 | .000 | 0 1 1 1.5 | 1 | 2 | 0 | 0 | 0 | 8 | 4.1 |
| UTSA | 12/13/2022 | | 11:12 | 0-4 | .000 | 0-1 | .000 | 0-0 | .000 | 1 1 2 1.5 | 2 | 0 | 2 | 0 | 0 | 0 | 3.7 |
| at BYU | 12/17/2022 | | 02:14 | 0-0 | .000 | 0-0 | .000 | 0-0 | .000 | 0 1 1 1.5 | 1 | 0 | 0 | 0 | 0 | 0 | 3.4 |
| vs TCU | 12/21/2022 | | 03:31 | 0-0 | .000 | 0-0 | .000 | 0-0 | .000 | 0 0 0 1.4 | 0 | 0 | 0 | 0 | 0 | 0 | 3.2 |
| at California | 12/29/2022 | | 15:34 | 1-3 | .333 | 1-3 | .333 | 2-2 | 1.000 | 0 1 1 1.4 | 0 | 1 | 1 | 0 | 0 | 5 | 3.3 |
| at Stanford | 12/31/2022 | | 16:33 | 1-2 | .500 | 1-2 | .500 | 0-0 | .000 | 0 2 2 1.4 | 1 | 3 | 1 | 0 | 0 | 3 | 3.3 |
| Oregon St. | 01/05/2023 | | 08:34 | 1-3 | .333 | 0-2 | .000 | 0-0 | .000 | 0 1 1 1.4 | 0 | 0 | 0 | 0 | 0 | 2 | 3.2 |
| Oregon | 01/07/2023 | | 05:41 | 0-1 | .000 | 0-1 | .000 | 0-0 | .000 | 1 1 2 1.4 | 3 | 0 | 2 | 0 | 0 | 0 | 3.0 |
| at UCLA | 01/12/2023 | | 09:53 | 2-3 | .667 | 2-3 | .667 | 0-0 | .000 | 0 0 0 1.3 | 0 | 1 | 0 | 0 | 0 | 6 | 3.2 |
| at Southern California | 01/14/2023 | | 18:06 | 3-6 | .500 | 1-2 | .500 | 0-0 | .000 | 1 1 2 1.4 | 0 | 0 | 3 | 0 | 1 | 7 | 3.4 |
| Washington St. | 01/19/2023 | | 10:53 | 2-5 | .400 | 1-3 | .333 | 0-1 | .000 | 0 2 2 1.4 | 1 | 0 | 2 | 0 | 0 | 5 | 3.5 |
| Washington | 01/21/2023 | | 06:28 | 2-6 | .333 | 2-4 | .500 | 0-0 | .000 | 0 1 1 1.4 | 0 | 0 | 1 | 0 | 0 | 6 | 3.6 |
| at Oregon St. | 01/26/2023 | | 09:35 | 1-7 | .143 | 1-4 | .250 | 0-0 | .000 | 0 0 0 1.3 | 1 | 0 | 0 | 0 | 0 | 3 | 3.5 |
| at Oregon | 01/28/2023 | | 16:49 | 2-6 | .333 | 1-3 | .333 | 4-4 | 1.000 | 1 2 3 1.4 | 1 | 0 | 1 | 0 | 0 | 9 | 3.8 |
| Stanford | 02/02/2023 | | 13:14 | 0-6 | .000 | 0-4 | .000 | 2-2 | 1.000 | 0 0 0 1.3 | 2 | 1 | 0 | 0 | 1 | 2 | 3.7 |
| California | 02/05/2023 | | 06:34 | 0-2 | .000 | 0-2 | .000 | 0-0 | .000 | 1 0 1 1.3 | 0 | 0 | 0 | 0 | 0 | 0 | 3.6 |
| Colorado | 02/11/2023 | | 12:22 | 2-3 | .667 | 1-1 | 1.000 | 0-0 | .000 | 0 1 1 1.3 | 2 | 1 | 2 | 0 | 1 | 5 | 3.6 |
| at Arizona | 02/16/2023 | | 17:01 | 4-8 | .500 | 2-6 | .333 | 0-0 | .000 | 0 1 1 1.3 | 2 | 0 | 1 | 0 | 0 | 10 | 3.9 |
| at Arizona St. | 02/18/2023 | | 21:40 | 3-7 | .429 | 2-4 | .500 | 0-0 | .000 | 1 1 2 1.3 | 3 | 1 | 1 | 0 | 1 | 8 | 4.0 |
| UCLA | 02/23/2023 | * | 22:53 | 1-4 | .250 | 1-3 | .333 | 0-0 | .000 | 0 2 2 1.3 | 4 | 1 | 1 | 0 | 0 | 3 | 4.0 |
| Southern California | 02/25/2023 | * | 16:50 | 0-7 | .000 | 0-3 | .000 | 0-0 | .000 | 0 0 0 1.3 | 0 | 1 | 0 | 0 | 0 | 0 | 3.8 |
| at Colorado | 03/04/2023 | | 06:18 | 0-2 | .000 | 0-1 | .000 | 0-0 | .000 | 0 3 3 1.4 | 0 | 1 | 0 | 0 | 0 | 0 | 3.7 |
| vs Stanford | 03/08/2023 | | 08:30 | 0-1 | .000 | 0-0 | .000 | 0-0 | .000 | 1 0 1 1.3 | 0 | 0 | 1 | 0 | 0 | 0 | 3.6 |
| Totals | | 2 | 376:56 | 38-115 | .330 | 21-62 | .339 | 18-19 | .947 | 8 35 43 1.3 | 30 | 21 | 29 | 0 | 6 | 115 | 3.6 |

Player Averages

| Games Played | Minutes/game | Points/game | FG Pct | 3FG Pct | FT Pct | Rebounds/game | Assists/game | Turnovers/game | Assist/Turnover ratio | Steals/game | Blocks/game |
|--------------|--------------|-------------|--------|---------|--------|---------------|--------------|----------------|-----------------------|-------------|-------------|
| 32 | 11.8 | 3.6 | 33.0 | 33.9 | 94.7 | 1.3 | 0.7 | 0.9 | 0.7 | 0.2 | 0.0 |

WILGUENS JUNIOR EXACTE CAREER STATISTICS

| SEASON | TEAM | GP-GS | MIN/AVG | Field Goals FG-FGA FG% | 3-Point 3FG-3FGA 3FG% | F-Throws FT-FTA FT% | Rebounds OFF DEF TOT AVG | PF-FO | A | TO | BLK | STL | PTS | AVG |
|--------------|------|-------------|-----------------|---------------------------|--------------------------|------------------------|-----------------------------|-------------|-----------|-----------|----------|----------|------------|------------|
| 2022-23 | Utah | 32-2 | 377/11.8 | 38-115 .330 | 21-62 .339 | 18-19 .947 | 8 35 43 1.3 | 30-0 | 21 | 29 | 0 | 6 | 115 | 3.6 |
| TOTAL | | 32-2 | 377/11.8 | 38-115 .330 | 21-62 .339 | 18-19 .947 | 8 35 43 1.3 | 30-0 | 21 | 29 | 0 | 6 | 115 | 3.6 |



#13

KEITA KEBA

Sophomore • Center • 6-8 • 231
Bamako, Mali • Wasatch Academy

| Stat | 2023-24 Season High | Career High |
|----------------|--|--|
| Points | 23, SOUTHERN UTAH, 12/5/23 | Same |
| Rebounds | 15, vs. OREGON STATE, 1/18/24 | Same |
| Assists | 2, at #10/10 Arizona, 1/6/24 | Same |
| Blocks | 3, 2x, Last vs. OREGON STATE, 1/18/24 | 3, 4x, Last vs. OREGON STATE, 1/18/24 |
| Steals | 2, 3x, Last at Washington State, 1/24/24 | 2, 7x, Last at Washington State, 1/24/24 |
| FGs Made | 11, SOUTHERN UTAH, 12/5/23 | Same |
| FGs Attempted | 12, 2x, Last vs. OREGON STATE, 1/18/24 | Same |
| 3FGs Made | -- | -- |
| 3FGs Attempted | -- | -- |
| FTs Made | 6, vs. WASHINGTON STATE, 12/29/23 | Same |
| FTs Attempted | 8, vs. WASHINGTON STATE, 12/29/23 | Same |

2023-24 SEASON HIGHLIGHTS

- First-career double-double in season-opener with 11pts & 11rebs vs. EWU
- Followed up with 10pts and 7rebs with 2blks vs. UC Riverside
- Missed 2 games at Charleston Classic to undisclosed injury vs. Wake Forest
- Was fantastic off the bench with 4pts, 6rebs, 1blk
- New career-high 14pts with 7rebs on a perfect 6-6 shooting night vs. Hawai'i
- Career-high 23pts with 8rebs on 11-12 shooting vs. Southern Utah

- 10pts and 6rebs off the bench, including critical play at the end vs. #14/13 BYU
- Had 9pts(4-4 FGM) with 3rebs, 1blk and 1stl despite fouling out vs. UVU
- Scored 18pts while tying career-highs in rebs (11), blks (3) and stls (2) vs. WSU
- Had 9pts with 6asts off the bench in comeback win vs. Washington at home
- Did not return after 13:54 (1H) mark due to lower leg injury at #10/10 Arizona
- Game-high 14pts off the bench with 4rebs in rout of UCLA at home
- 1st career start vs. Oregon State scoring 18pts with 15rebs (70REB) and 3blks

- Had 12pts on 5-6 shooting to help Utah defeat Oregon at home (first since '13)
- Nearly had double-double with 10pts & 9rebs in loss at Washington State

2023-24 GAME-BY-GAME STATISTICS

| Opponent | Date | GS | MIN | Total | | 3-Pointers | | Free throws | | Rebounds | | | | PF | A | TO | BLK | STL | PTS | AVG |
|----------------------|------------|----------|---------------|---------------|-------------|------------|-------------|--------------|-------------|-----------|-----------|------------|------------|-----------|----------|-----------|-----------|-----------|------------|------------|
| | | | | FG-FGA | PCT | 3FG-3FGA | PCT | FT-FTA | PCT | OFF | DEF | TOT | AVG | | | | | | | |
| Eastern Wash. | 11/06/2023 | | 13:29 | 3-5 | .600 | 0-0 | .000 | 5-6 | .833 | 6 | 5 | 11 | 11.0 | 0 | 0 | 1 | 2 | 0 | 11 | 11.0 |
| UC Riverside | 11/10/2023 | | 15:33 | 5-10 | .500 | 0-0 | .000 | 0-4 | .000 | 3 | 4 | 7 | 9.0 | 2 | 0 | 0 | 2 | 1 | 10 | 10.5 |
| vs Wake Forest | 11/16/2023 | | 07:03 | 0-2 | .000 | 0-0 | .000 | 0-0 | .000 | 1 | 2 | 3 | 7.0 | 1 | 1 | 0 | 0 | 1 | 0 | 7.0 |
| at Saint Mary's (CA) | 11/27/2023 | | 14:14 | 1-1 | 1.000 | 0-0 | .000 | 2-2 | 1.000 | 2 | 4 | 6 | 6.8 | 2 | 1 | 1 | 1 | 1 | 4 | 6.3 |
| vs Hawaii | 11/30/2023 | | 19:06 | 6-6 | 1.000 | 0-0 | .000 | 2-3 | .667 | 2 | 5 | 7 | 6.8 | 2 | 1 | 0 | 1 | 1 | 14 | 7.8 |
| Southern Utah | 12/05/2023 | | 23:59 | 11-12 | .917 | 0-0 | .000 | 1-3 | .333 | 2 | 6 | 8 | 7.0 | 4 | 0 | 1 | 2 | 2 | 23 | 10.3 |
| BYU | 12/09/2023 | | 13:34 | 5-6 | .833 | 0-0 | .000 | 0-1 | .000 | 2 | 4 | 6 | 6.9 | 4 | 0 | 0 | 1 | 0 | 10 | 10.3 |
| Utah Valley | 12/16/2023 | | 10:11 | 4-4 | 1.000 | 0-0 | .000 | 1-1 | 1.000 | 1 | 2 | 3 | 6.4 | 5 | 0 | 1 | 1 | 1 | 9 | 10.1 |
| Bellarmine | 12/20/2023 | | 12:19 | 1-4 | .250 | 0-0 | .000 | 0-0 | .000 | 2 | 5 | 7 | 6.4 | 1 | 1 | 3 | 0 | 1 | 2 | 9.2 |
| Washington St. | 12/29/2023 | | 21:47 | 6-8 | .750 | 0-0 | .000 | 6-8 | .750 | 2 | 9 | 11 | 6.9 | 4 | 0 | 0 | 3 | 2 | 18 | 10.1 |
| Washington | 12/31/2023 | | 16:56 | 4-7 | .571 | 0-0 | .000 | 1-3 | .333 | 2 | 4 | 6 | 6.8 | 2 | 0 | 0 | 1 | 0 | 9 | 10.0 |
| at Arizona St. | 01/04/2024 | | 12:22 | 3-7 | .429 | 0-0 | .000 | 1-2 | .500 | 3 | 1 | 4 | 6.6 | 3 | 0 | 0 | 0 | 1 | 7 | 9.8 |
| at Arizona | 01/06/2024 | | 03:42 | 0-1 | .000 | 0-0 | .000 | 0-0 | .000 | 1 | 0 | 1 | 6.2 | 1 | 2 | 0 | 1 | 0 | 0 | 9.0 |
| UCLA | 01/11/2024 | | 15:35 | 6-10 | .600 | 0-0 | .000 | 2-3 | .667 | 3 | 1 | 4 | 6.0 | 3 | 0 | 1 | 0 | 1 | 14 | 9.4 |
| at Stanford | 01/14/2024 | | 22:11 | 4-8 | .500 | 0-0 | .000 | 1-3 | .333 | 3 | 3 | 6 | 6.0 | 3 | 0 | 1 | 1 | 1 | 9 | 9.3 |
| Oregon St. | 01/18/2024 | * | 24:07 | 7-12 | .583 | 0-0 | .000 | 4-4 | 1.000 | 7 | 8 | 15 | 6.6 | 2 | 1 | 2 | 3 | 1 | 18 | 9.9 |
| Oregon | 01/21/2024 | * | 17:45 | 5-6 | .833 | 0-0 | .000 | 2-4 | .500 | 0 | 2 | 2 | 6.3 | 5 | 1 | 0 | 1 | 0 | 12 | 10.0 |
| at Washington St. | 01/24/2024 | * | 27:14 | 5-6 | .833 | 0-0 | .000 | 0-0 | .000 | 2 | 7 | 9 | 6.4 | 4 | 0 | 2 | 2 | 2 | 10 | 10.0 |
| at Washington | 01/27/2024 | * | 23:12 | 2-5 | .400 | 0-0 | .000 | 2-5 | .400 | 4 | 3 | 7 | 6.5 | 0 | 0 | 0 | 1 | 1 | 6 | 9.8 |
| Colorado | 02/03/2024 | * | 15:25 | 2-5 | .400 | 0-0 | .000 | 0-0 | .000 | 1 | 2 | 3 | 6.3 | 0 | 0 | 0 | 0 | 0 | 4 | 9.5 |
| Totals | | 5 | 329:43 | 80-125 | .640 | 0-0 | .000 | 30-52 | .577 | 49 | 77 | 126 | 6.3 | 48 | 8 | 13 | 23 | 17 | 190 | 9.5 |

Player Averages

| Games Played | Minutes/game | Points/game | FG Pct | 3FG Pct | FT Pct | Rebounds/game | Assists/game | Turnovers/game | Assist/Turnover ratio | Steals/game | Blocks/game |
|--------------|--------------|-------------|--------|---------|--------|---------------|--------------|----------------|-----------------------|-------------|-------------|
| 20 | 16.5 | 9.5 | 64.0 | 0.0 | 57.7 | 6.3 | 0.4 | 0.7 | 0.6 | 0.9 | 1.2 |

KEBA KEITA CAREER STATISTICS

| | | | | Field Goals | | 3-Point | | F-Throws | | Rebounds | | | | | | | | | | Scoring | |
|---------|------|-------|----------|-------------|------|----------|------|----------|------|----------|-----|-----|-----|-------|----|----|-----|-----|-----|---------|--|
| SEASON | TEAM | GP-GS | MIN/AVG | FG-FGA | FG% | 3FG-3FGA | 3FG% | FT-FTA | FT% | OFF | DEF | TOT | AVG | PF-FO | A | TO | BLK | STL | PTS | AVG | |
| 2022-23 | Utah | 31-0 | 326/10.5 | 42-69 | .609 | 0-0 | .000 | 8-19 | .421 | 40 | 65 | 105 | 3.4 | 56-0 | 4 | 25 | 22 | 16 | 92 | 3.0 | |
| 2023-24 | Utah | 20-5 | 330/16.5 | 80-125 | .640 | 0-0 | .000 | 30-52 | .577 | 49 | 77 | 126 | 6.3 | 48-2 | 8 | 13 | 23 | 17 | 190 | 9.5 | |
| TOTAL | | 51-5 | 656/12.9 | 122-194 | .629 | 0-0 | .000 | 38-71 | .535 | 89 | 142 | 231 | 4.5 | 104-2 | 12 | 38 | 45 | 33 | 282 | 5.5 | |



#14

HADDOCK BRANDON

Junior • Guard • 6-1 • 178
Southlake, Texas • Carroll HS

| Stat | 2023-24 Season High | Career High |
|----------------|---------------------------------------|---|
| Points | 3, 2x, Last vs. BELLARMINE, 12/20/23 | 3, 3x, Last vs. BELLARMINE, 12/20/23 |
| Rebounds | -- | 1, LONG ISLAND, 11/7/22 |
| Assists | -- | 2, MISSISSIPPI VALLEY STATE, 11/8/19 |
| Blocks | -- | -- |
| Steals | 1, at Washington, 1/27/24 | 1, 2x, Last at Washington, 1/27/24 |
| FGs Made | 1, 3x, Last vs. OREGON STATE, 1/18/24 | Same |
| FGs Attempted | 1, 4x, Last vs. OREGON STATE, 1/18/24 | 2, 2x, Last vs. CENTRAL ARKANSAS, 12/7/19 |
| 3FGs Made | 1, 3x, Last vs. OREGON STATE, 1/18/24 | Same |
| 3FGs Attempted | 1, 4x, Last vs. OREGON STATE, 1/18/24 | 2, CENTRAL ARKANSAS, 12/7/19 |
| FTs Made | -- | 3, vs. #20/20 San Diego State, 12/21/19 |
| FTs Attempted | -- | 4, vs. #20/20 San Diego State, 12/21/19 |

2023-24 SEASON HIGHLIGHTS

- Hit a corner 3 to push Utah into the century mark in win vs. EWU
- Went 1-1 from beyond the arc in win vs. Bellarmine

2023-24 GAME-BY-GAME STATISTICS

| Opponent | Date | GS | MIN | Total | | 3-Pointers | | Free throws | | Rebounds | | | | PF | A | TO | BLK | STL | PTS | AVG |
|-------------------|------------|----------|--------------|------------|-------------|------------|-------------|-------------|-------------|----------|----------|----------|------------|----------|----------|----------|----------|----------|----------|------------|
| | | | | FG-FGA | PCT | 3FG-3FGA | PCT | FT-FTA | PCT | OFF | DEF | TOT | AVG | | | | | | | |
| Eastern Wash. | 11/06/2023 | | 02:14 | 1-1 | 1.000 | 1-1 | 1.000 | 0-0 | .000 | 0 | 0 | 0 | 0.0 | 0 | 0 | 0 | 0 | 0 | 3 | 3.0 |
| UC Riverside | 11/10/2023 | | 01:13 | 0-0 | .000 | 0-0 | .000 | 0-0 | .000 | 0 | 0 | 0 | 0.0 | 0 | 0 | 0 | 0 | 0 | 0 | 1.5 |
| Bellarmine | 12/20/2023 | | 02:14 | 1-1 | 1.000 | 1-1 | 1.000 | 0-0 | .000 | 0 | 0 | 0 | 0.0 | 1 | 0 | 0 | 0 | 0 | 3 | 2.0 |
| Washington St. | 12/29/2023 | | 00:52 | 0-0 | .000 | 0-0 | .000 | 0-0 | .000 | 0 | 0 | 0 | 0.0 | 0 | 0 | 0 | 0 | 0 | 0 | 1.5 |
| UCLA | 01/11/2024 | | 02:18 | 0-1 | .000 | 0-1 | .000 | 0-0 | .000 | 0 | 0 | 0 | 0.0 | 0 | 0 | 0 | 0 | 0 | 0 | 1.2 |
| Oregon St. | 01/18/2024 | | 03:07 | 1-1 | 1.000 | 1-1 | 1.000 | 0-0 | .000 | 0 | 0 | 0 | 0.0 | 0 | 0 | 1 | 0 | 0 | 3 | 1.5 |
| at Washington St. | 01/24/2024 | | 01:19 | 0-0 | .000 | 0-0 | .000 | 0-0 | .000 | 0 | 0 | 0 | 0.0 | 0 | 0 | 0 | 0 | 0 | 0 | 1.3 |
| at Washington | 01/27/2024 | | 01:13 | 0-0 | .000 | 0-0 | .000 | 0-0 | .000 | 0 | 0 | 0 | 0.0 | 0 | 0 | 0 | 0 | 1 | 0 | 1.1 |
| Totals | | 0 | 14:30 | 3-4 | .750 | 3-4 | .750 | 0-0 | .000 | 0 | 0 | 0 | 0.0 | 1 | 0 | 1 | 0 | 1 | 9 | 1.1 |

Player Averages

| Games Played | Minutes/ game | Points/ game | FG Pct | 3FG Pct | FT Pct | Rebounds/ game | Assists/ game | Turnovers/ game | Assist/Turnover ratio | Steals/ game | Blocks/ game |
|--------------|---------------|--------------|--------|---------|--------|----------------|---------------|-----------------|-----------------------|--------------|--------------|
| 8 | 1.8 | 1.1 | 75.0 | 75.0 | 0.0 | 0.0 | 0.0 | 0.1 | 0.0 | 0.1 | 0.0 |

BRANDON HADDOCK CAREER STATISTICS

| | | | | Field Goals | | 3-Point | | F-Throws | | Rebounds | | | | | | | | | Scoring | |
|---------|------|-------|---------|-------------|------|----------|------|----------|------|----------|-----|-----|-----|-------|---|----|-----|-----|---------|-----|
| SEASON | TEAM | GP-GS | MIN/AVG | FG-FGA | FG% | 3FG-3FGA | 3FG% | FT-FTA | FT% | OFF | DEF | TOT | AVG | PF-FO | A | TO | BLK | STL | PTS | AVG |
| 2019-20 | Utah | 6-0 | 19/3.2 | 0-5 | .000 | 0-3 | .000 | 5-10 | .500 | 0 | 0 | 0 | 0.0 | 2-0 | 2 | 1 | 0 | 1 | 5 | 0.8 |
| 2022-23 | Utah | 6-0 | 4/0.7 | 0-1 | .000 | 0-0 | .000 | 0-2 | .000 | 1 | 0 | 1 | 0.2 | 0-0 | 0 | 0 | 0 | 0 | 0 | 0.0 |
| 2023-24 | Utah | 8-0 | 15/1.8 | 3-4 | .750 | 3-4 | .750 | 0-0 | .000 | 0 | 0 | 0 | 0.0 | 1-0 | 0 | 1 | 0 | 1 | 9 | 1.1 |
| TOTAL | | 20-0 | 38/1.9 | 3-10 | .300 | 3-7 | .429 | 5-12 | .417 | 1 | 0 | 1 | 0.1 | 3-0 | 2 | 2 | 0 | 2 | 14 | 0.7 |



#21 TARLAC LUKA

Sophomore • Guard • 6-7 • 220
Belgrade, Serbia
The International School of Belgrade

| Stat | 2023-24 Season High | Career High |
|----------------|--|--|
| Points | 5, EASTERN WASHINGTON, 11/6/23 | 8, IDAHO STATE, 11/14/22 |
| Rebounds | 4, EASTERN WASHINGTON, 11/6/23 | 4, IDAHO STATE, 11/14/22 |
| Assists | 1, 5x, Last at Washington State, 1/24/24 | 2, WASHINGTON, 1/21/23 |
| Blocks | 1, 2x, Last at Washington State, 1/24/24 | 1, 5x, Last at Washington State, 1/24/24 |
| Steals | 1, 2x, Last vs. OREGON STATE, 1/18/24 | 1, 7x, Last vs. OREGON STATE, 1/18/24 |
| FGs Made | 2, EASTERN WASHINGTON, 11/6/23 | 4, IDAHO STATE, 11/14/22 |
| FGs Attempted | 3, 2x, Last at Washington State, 1/24/24 | 4, IDAHO STATE, 11/14/22 |
| 3FGs Made | -- | -- |
| 3FGs Attempted | -- | -- |
| FTs Made | 1, 2x, Last vs. OREGON STATE, 1/18/24 | Same |
| FTs Attempted | 6, EASTERN WASHINGTON, 11/6/23 | Same |

2023-24 SEASON HIGHLIGHTS

- Had 5pts with 4rebs to open the season off the bench vs. EWU
- Made appearance against Southern Utah and dished out an assist
- Missed Utah Valley and Bellarmine game due to illness
- Made appearance vs. Washington State after being out with illness

2023-24 GAME-BY-GAME STATISTICS

| Opponent | Date | GS | MIN | Total | | 3-Pointers | | Free throws | | Rebounds | | | | | | | | | | | |
|----------------------|------------|----|--------|--------|-------|------------|------|-------------|------|----------|-----|-----|-----|----|---|----|-----|-----|-----|-----|--|
| | | | | FG-FGA | PCT | 3FG-3FGA | PCT | FT-FTA | PCT | OFF | DEF | TOT | AVG | PF | A | TO | BLK | STL | PTS | AVG | |
| Eastern Wash. | 11/06/2023 | | 13:27 | 2-3 | .667 | 0-0 | .000 | 1-6 | .167 | 1 | 3 | 4 | 4.0 | 0 | 0 | 0 | 1 | 0 | 5 | 5.0 | |
| vs Wake Forest | 11/16/2023 | | 03:19 | 0-0 | .000 | 0-0 | .000 | 0-0 | .000 | 0 | 0 | 0 | 2.0 | 0 | 0 | 1 | 0 | 0 | 0 | 2.5 | |
| vs Houston | 11/17/2023 | | 03:41 | 0-0 | .000 | 0-0 | .000 | 0-0 | .000 | 0 | 0 | 0 | 1.3 | 0 | 0 | 0 | 0 | 0 | 0 | 1.7 | |
| vs St. John's (NY) | 11/19/2023 | | 11:31 | 1-1 | 1.000 | 0-0 | .000 | 0-0 | .000 | 1 | 0 | 1 | 1.3 | 2 | 1 | 0 | 0 | 0 | 2 | 1.8 | |
| at Saint Mary's (CA) | 11/27/2023 | | 04:07 | 0-0 | .000 | 0-0 | .000 | 0-0 | .000 | 0 | 1 | 1 | 1.2 | 0 | 0 | 0 | 0 | 0 | 0 | 1.4 | |
| vs Hawaii | 11/30/2023 | | 09:57 | 0-1 | .000 | 0-0 | .000 | 0-0 | .000 | 0 | 0 | 0 | 1.0 | 0 | 0 | 1 | 0 | 1 | 0 | 1.2 | |
| Southern Utah | 12/05/2023 | | 05:56 | 0-0 | .000 | 0-0 | .000 | 0-0 | .000 | 1 | 0 | 1 | 1.0 | 0 | 1 | 0 | 0 | 0 | 0 | 1.0 | |
| Washington St. | 12/29/2023 | | 00:52 | 0-0 | .000 | 0-0 | .000 | 0-0 | .000 | 0 | 0 | 0 | 0.9 | 0 | 0 | 0 | 0 | 0 | 0 | 0.9 | |
| Washington | 12/31/2023 | | 01:57 | 0-0 | .000 | 0-0 | .000 | 0-0 | .000 | 0 | 0 | 0 | 0.8 | 1 | 0 | 0 | 0 | 0 | 0 | 0.8 | |
| at Arizona | 01/06/2024 | | 01:51 | 0-0 | .000 | 0-0 | .000 | 0-0 | .000 | 1 | 0 | 1 | 0.8 | 0 | 0 | 0 | 0 | 0 | 0 | 0.7 | |
| UCLA | 01/11/2024 | | 02:57 | 1-1 | 1.000 | 0-0 | .000 | 0-0 | .000 | 0 | 0 | 0 | 0.7 | 0 | 0 | 0 | 0 | 0 | 2 | 0.8 | |
| at Stanford | 01/14/2024 | | 05:23 | 0-0 | .000 | 0-0 | .000 | 0-0 | .000 | 0 | 1 | 1 | 0.8 | 2 | 0 | 0 | 0 | 0 | 0 | 0.8 | |
| Oregon St. | 01/18/2024 | | 12:43 | 0-0 | .000 | 0-0 | .000 | 1-4 | .250 | 3 | 0 | 3 | 0.9 | 1 | 1 | 0 | 0 | 1 | 1 | 0.8 | |
| Oregon | 01/21/2024 | | 10:36 | 0-1 | .000 | 0-0 | .000 | 0-0 | .000 | 0 | 1 | 1 | 0.9 | 0 | 1 | 2 | 0 | 0 | 0 | 0.7 | |
| at Washington St. | 01/24/2024 | | 11:14 | 1-4 | .250 | 0-0 | .000 | 0-1 | .000 | 1 | 1 | 2 | 1.0 | 3 | 1 | 0 | 1 | 0 | 2 | 0.8 | |
| at Washington | 01/27/2024 | | 01:59 | 0-0 | .000 | 0-0 | .000 | 0-0 | .000 | 0 | 2 | 2 | 1.1 | 0 | 0 | 2 | 0 | 0 | 0 | 0.8 | |
| Totals | | 0 | 101:30 | 5-11 | .455 | 0-0 | .000 | 2-11 | .182 | 8 | 9 | 17 | 1.1 | 9 | 5 | 6 | 2 | 2 | 12 | 0.8 | |

Player Averages

| Games Played | Minutes/game | Points/game | FG Pct | 3FG Pct | FT Pct | Rebounds/game | Assists/game | Turnovers/game | Assist/Turnover ratio | Steals/game | Blocks/game |
|--------------|--------------|-------------|--------|---------|--------|---------------|--------------|----------------|-----------------------|-------------|-------------|
| 16 | 6.3 | 0.8 | 45.5 | 0.0 | 18.2 | 1.1 | 0.3 | 0.4 | 0.8 | 0.1 | 0.1 |

LUKA TARLAC CAREER STATISTICS

| | | | | Field Goals | | 3-Point | | F-Throws | | Rebounds | | | | | | | | Scoring | | |
|---------|------|-------|---------|-------------|------|----------|------|----------|------|----------|-----|-----|-----|-------|---|----|-----|---------|-----|-----|
| SEASON | TEAM | GP-GS | MIN/AVG | FG-FGA | FG% | 3FG-3FGA | 3FG% | FT-FTA | FT% | OFF | DEF | TOT | AVG | PF-FO | A | TO | BLK | STL | PTS | AVG |
| 2022-23 | Utah | 18-0 | 96/5.4 | 8-11 | .727 | 0-0 | .000 | 0-3 | .000 | 3 | 10 | 13 | 0.7 | 18-0 | 3 | 10 | 3 | 5 | 16 | 0.9 |
| 2023-24 | Utah | 16-0 | 102/6.3 | 5-11 | .455 | 0-0 | .000 | 2-11 | .182 | 8 | 9 | 17 | 1.1 | 9-0 | 5 | 6 | 2 | 2 | 12 | 0.8 |
| TOTAL | | 34-0 | 198/5.8 | 13-22 | .591 | 0-0 | .000 | 2-14 | .143 | 11 | 19 | 30 | 0.9 | 27-0 | 8 | 16 | 5 | 7 | 28 | 0.8 |



#25

WORSTER ROLLIE

Senior • Guard • 6-4 • 204
Missoula, Mont. • Hellgate HS
Utah State

| Stat | 2023-24 Season High | Career High |
|----------------|---------------------------------------|---|
| Points | 17, at Saint Mary's, 11/27/23 | 19, 2x, Last at Washington State, 12/4/22 |
| Rebounds | 9, vs. Hawai'i, 11/30/23 | 11, #4/4 ARIZONA, 12/1/22 |
| Assists | 10, SOUTHERN UTAH, 12/5/23 | 10, 4x, Last vs. SOUTHERN UTAH, 12/5/23 |
| Blocks | 1, 3x, Last vs. WASHINGTON, 12/31/23 | 2, OREGON STATE, 2/3/22 |
| Steals | 6, EASTERN WASHINGTON, 11/6/23 | Same |
| FGs Made | 6, at Saint Mary's, 11/27/23 | 7, at UNLV, 1/27/21 |
| FGs Attempted | 16, at Saint Mary's, 11/27/23 | 14, BYU, 12/5/20 |
| 3FGs Made | 2, 2x, Last vs. UTAH VALLEY, 12/16/23 | 3, at Air Force, 1/2/21 |
| 3FGs Attempted | 4, 4x, Last at #10/10 Arizona, 1/6/24 | 6, 3x, Last vs. Tulsa, 11/21/21 |
| FTs Made | 7, vs. #6/6 Houston, 11/17/23 | 7, 2x, Last vs. #6/6 Houston, 11/17/23 |
| FTs Attempted | 9, vs. #6/6 Houston, 11/17/23 | Same |

2023-24 SEASON HIGHLIGHTS

- Nearly had triple-double in season-opener with 15pts, 5rebs, 8asts, 6stls, 0to
- Flirted with triple-double again with 6pts, 5rebs and 7asts in 24mins vs. UCR
- Nearly had a triple-double with 9pts, 5rebs and 8asts vs. Wake Forest
- Posted 9pts, 3rebs and 6asts against #6/6 Houston in semifinals
- Had 12pts, 7rebs, 3asts and 5stls vs. #RV/RV St. John's in 3rd-place game
- Team-high 17pts with 8rebs in win over Saint Mary's on the road
- Nearly had a double-double with 9pts and 9rebs vs. Hawai'i

- Posted fourth-career double-double with 12pts and career-tying 10asts vs. SUU
- Had a solid game in win vs. #14/13 BYU with 7pts, 6rebs and 8asts
- Nearly had a double-double with 13pts, 5rebs and 9asts vs. Utah Valley
- Scored 11pts with 3rebs and 7asts on 5-8 shooting vs. Washington State
- Tallied 14pts, 6rebs, 5asts, 2rebs with game-high 38 minutes played vs. UW
- 10th game with 5+ assists in game with 5asts at #10/10 Arizona
- Missed six-straight games since road game at Stanford (1/14) - Return TBD

2023-24 GAME-BY-GAME STATISTICS

| Opponent | Date | GS | MIN | Total | | 3-Pointers | | Free throws | | Rebounds | | | | PF | A | TO | BLK | STL | PTS | AVG |
|----------------------|------------|-----------|---------------|---------------|-------------|-------------|-------------|--------------|-------------|-----------|-----------|-----------|------------|-----------|-----------|-----------|----------|-----------|------------|------------|
| | | | | FG-FGA | PCT | 3FG-3FGA | PCT | FT-FTA | PCT | OFF | DEF | TOT | AVG | | | | | | | |
| Eastern Wash. | 11/06/2023 | * | 26:39 | 5-9 | .556 | 0-1 | .000 | 5-6 | .833 | 2 | 3 | 5 | 5.0 | 0 | 8 | 0 | 1 | 6 | 15 | 15.0 |
| UC Riverside | 11/10/2023 | * | 24:24 | 2-6 | .333 | 0-1 | .000 | 2-2 | 1.000 | 1 | 4 | 5 | 5.0 | 3 | 7 | 2 | 0 | 1 | 6 | 10.5 |
| vs Wake Forest | 11/16/2023 | * | 31:54 | 3-5 | .600 | 0-1 | .000 | 3-6 | .500 | 3 | 2 | 5 | 5.0 | 1 | 9 | 3 | 0 | 1 | 9 | 10.0 |
| vs Houston | 11/17/2023 | * | 33:23 | 1-7 | .143 | 0-1 | .000 | 7-9 | .778 | 2 | 1 | 3 | 4.5 | 4 | 6 | 2 | 0 | 0 | 9 | 9.8 |
| vs St. John's (NY) | 11/19/2023 | * | 32:52 | 5-12 | .417 | 1-2 | .500 | 1-3 | .333 | 2 | 5 | 7 | 5.0 | 1 | 3 | 1 | 0 | 5 | 12 | 10.2 |
| at Saint Mary's (CA) | 11/27/2023 | * | 36:23 | 6-16 | .375 | 2-4 | .500 | 3-4 | .750 | 3 | 5 | 8 | 5.5 | 1 | 1 | 1 | 0 | 0 | 17 | 11.3 |
| vs Hawaii | 11/30/2023 | * | 30:40 | 3-8 | .375 | 1-2 | .500 | 2-2 | 1.000 | 2 | 7 | 9 | 6.0 | 4 | 3 | 1 | 0 | 2 | 9 | 11.0 |
| Southern Utah | 12/05/2023 | * | 34:31 | 3-9 | .333 | 0-0 | .000 | 6-7 | .857 | 1 | 1 | 2 | 5.5 | 3 | 10 | 3 | 0 | 0 | 12 | 11.1 |
| BYU | 12/09/2023 | * | 36:53 | 2-10 | .200 | 0-4 | .000 | 3-4 | .750 | 1 | 5 | 6 | 5.6 | 2 | 8 | 2 | 1 | 2 | 7 | 10.7 |
| Utah Valley | 12/16/2023 | * | 35:29 | 4-7 | .571 | 2-3 | .667 | 3-4 | .750 | 0 | 5 | 5 | 5.5 | 2 | 9 | 4 | 0 | 1 | 13 | 10.9 |
| Bellarmine | 12/20/2023 | * | 25:43 | 2-4 | .500 | 0-0 | .000 | 1-2 | .500 | 0 | 3 | 3 | 5.3 | 1 | 4 | 1 | 0 | 1 | 5 | 10.4 |
| Washington St. | 12/29/2023 | * | 35:41 | 5-8 | .625 | 0-0 | .000 | 1-1 | 1.000 | 1 | 2 | 3 | 5.1 | 3 | 7 | 2 | 0 | 0 | 11 | 10.4 |
| Washington | 12/31/2023 | * | 37:34 | 5-11 | .455 | 1-4 | .250 | 3-6 | .500 | 0 | 6 | 6 | 5.2 | 2 | 5 | 1 | 1 | 2 | 14 | 10.7 |
| at Arizona St. | 01/04/2024 | * | 31:55 | 3-8 | .375 | 1-3 | .333 | 2-4 | .500 | 0 | 3 | 3 | 5.0 | 4 | 2 | 5 | 0 | 1 | 9 | 10.6 |
| at Arizona | 01/06/2024 | * | 27:28 | 3-8 | .375 | 0-3 | .000 | 1-1 | 1.000 | 2 | 2 | 4 | 4.9 | 2 | 5 | 1 | 0 | 0 | 7 | 10.3 |
| UCLA | 01/11/2024 | * | 21:41 | 2-4 | .500 | 0-0 | .000 | 0-0 | .000 | 1 | 3 | 4 | 4.9 | 3 | 1 | 1 | 0 | 0 | 4 | 9.9 |
| Totals | | 16 | 503:09 | 54-132 | .409 | 8-29 | .276 | 43-61 | .705 | 21 | 57 | 78 | 4.9 | 36 | 88 | 30 | 3 | 22 | 159 | 9.9 |

Player Averages

| Games Played | Minutes/game | Points/game | FG Pct | 3FG Pct | FT Pct | Rebounds/game | Assists/game | Turnovers/game | Assist/Turnover ratio | Steals/game | Blocks/game |
|--------------|--------------|-------------|--------|---------|--------|---------------|--------------|----------------|-----------------------|-------------|-------------|
| 16 | 31.4 | 9.9 | 40.9 | 27.6 | 70.5 | 4.9 | 5.5 | 1.9 | 2.9 | 1.4 | 0.2 |

ROLLIE WORSTER CAREER STATISTICS

| | | | | Field Goals | | 3-Point | | F-Throws | | Rebounds | | | | Scoring | | | | | | |
|-----------------------|------|----------------|------------------|----------------|-------------|---------------|-------------|----------------|-------------|-----------|------------|------------|------------|--------------|------------|------------|-----------|-----------|------------|------------|
| SEASON | TEAM | GP-GS | MIN/AVG | FG-FGA | FG% | 3FG-3FGA | 3FG% | FT-FTA | FT% | OFF | DEF | TOT | AVG | PF-FO | A | TO | BLK | STL | PTS | AVG |
| 2020-21 | USU | 26-25 | 718/27.6 | 86-212 | .406 | 23-81 | .284 | 41-51 | .804 | 21 | 78 | 99 | 3.8 | 58-1 | 92 | 64 | 6 | 24 | 236 | 9.1 |
| 2021-22 | Utah | 31-30 | 889/28.7 | 88-218 | .404 | 21-64 | .328 | 37-46 | .804 | 11 | 129 | 140 | 4.5 | 74-4 | 96 | 50 | 9 | 27 | 234 | 7.5 |
| 2022-23 | Utah | 30-30 | 962/32.1 | 97-232 | .418 | 22-79 | .278 | 43-53 | .811 | 12 | 144 | 156 | 5.2 | 72-3 | 149 | 57 | 6 | 25 | 259 | 8.6 |
| 2023-24 | Utah | 16-16 | 503/31.4 | 54-132 | .409 | 8-29 | .276 | 43-61 | .705 | 21 | 57 | 78 | 4.9 | 36-0 | 88 | 30 | 3 | 22 | 159 | 9.9 |
| TOTAL FOR Utah | | 77-76 | 2353/30.6 | 239-582 | .411 | 51-172 | .297 | 123-160 | .769 | 44 | 330 | 374 | 4.9 | 182-7 | 333 | 137 | 18 | 74 | 652 | 8.5 |
| TOTAL | | 103-101 | 3071/29.8 | 325-794 | .409 | 74-253 | .292 | 164-211 | .777 | 65 | 408 | 473 | 4.6 | 240-8 | 425 | 201 | 24 | 98 | 888 | 8.6 |



#32

BAMISILE AYOMIDE

Freshman • Forward • 6-7 • 203
Lagos, Nigera • Montverde Academy

| Stat | 2023-24 Season High | Career High |
|----------------|---------------------|-------------|
| Points | -- | -- |
| Rebounds | -- | -- |
| Assists | -- | -- |
| Blocks | -- | -- |
| Steals | -- | -- |
| FGs Made | -- | -- |
| FGs Attempted | -- | -- |
| 3FGs Made | -- | -- |
| 3FGs Attempted | -- | -- |
| FTs Made | -- | -- |
| FTs Attempted | -- | -- |

2023-24 SEASON HIGHLIGHTS

• Redshirting 2023-24 season

2023-24 RUNNIN' UTES BASKETBALL

HIGH SCHOOL

- Played basketball at Montverde Academy in Florida
- Missed his senior season due to a broken finger
- Named to All-SIAA team his junior season (2020-21)

PERSONAL

- Son of Esosa and Olukayode Bamisile
- Has an older sister Oreoteolu
- Undecided on a major





#34 LOVERING LAWSON

Junior • Center • 7-1 • 235
Cheyenne, Wyo. • Central HS
Colorado

| Stat | 2023-24 Season High | Career High |
|----------------|---------------------------------------|---------------------------------------|
| Points | 18, UC RIVERSIDE, 11/10/23 | 21, UTAH VALLEY, 3/19/23 |
| Rebounds | 11, UTAH VALLEY, 12/16/23 | 14, at USC, 1/12/23 |
| Assists | 4, 2x, Last vs. UTAH VALLEY, 12/16/23 | 4, 3x, Last vs. UTAH VALLEY, 12/16/23 |
| Blocks | 5, UTAH VALLEY, 12/16/23 | Same |
| Steals | 2, 3x, Last vs. UCLA, 1/11/24 | 3, STANFORD, 2/5/23 |
| FGs Made | 8, vs. BELLARMINE, 12/20/23 | 9, UTAH VALLEY, 3/19/23 |
| FGs Attempted | 11, UC RIVERSIDE, 11/10/23 | 13, UTAH VALLEY, 3/19/23 |
| 3FGs Made | 1, 2x, Last vs. Wake Forest, 11/16/23 | Same |
| 3FGs Attempted | 2, UC RIVERSIDE, 11/10/23 | Same |
| FTs Made | 3, 4x, Last vs. UCLA, 1/11/24 | 4, MAINE, 11/15/21 |
| FTs Attempted | 6, UCLA, 1/11/24 | 8, NORTH ALABAMA, 12/15/22 |

2023-24 SEASON HIGHLIGHTS

- Transferred to Utah after spending first two years at Colorado
- Started in debut at Utah scoring 2pts with 4rebs vs. Eastern Washington
- Breakout game of 18pts and 7rebs on 7-11 shooting vs. UCR
- Opened Charleston Classic with 10pts and 4rebs in win vs. Wake Forest
- Had 9pts with 8rebs in near loss to #6/6 Houston in semifinals
- Scored 9pts with 5rebs in loss to #RV/RV St. John's

- Season-high 4asts and 3blks with 5pts in win over #14/13 BYU at home
- Posted 8pts, 11rebs (season-high), 4asts and 5blks (career-high) vs. UVU
- Game-high 17pts with 7rebs, 3asts, 2blks and 1stl in win vs. Bellarmine
- Left with 16:05 left in first half at Stanford with lower leg injury
- Missed games vs. Oregon State, Oregon & Wazzu due to lower leg injury
- Returned in win vs. Colorado at home with 9pts 8rebs

2023-24 GAME-BY-GAME STATISTICS

| Opponent | Date | GS | MIN | Total | | 3-Pointers | | Free throws | | Rebounds | | | | PF | A | TO | BLK | STL | PTS | AVG |
|----------------------|------------|----|------------------|--------------|-------------|------------|-------------|--------------|-------------|-----------|-----------|-----------|------------|-----------|-----------|-----------|-----------|-----------|------------|------------|
| | | | | FG-FGA | PCT | 3FG-3FGA | PCT | FT-FTA | PCT | OFF | DEF | TOT | AVG | | | | | | | |
| Eastern Wash. | 11/06/2023 | * | 15:43 | 1-2 | .500 | 0-0 | .000 | 0-0 | .000 | 1 | 3 | 4 | 4.0 | 4 | 1 | 2 | 0 | 1 | 2 | 2.0 |
| UC Riverside | 11/10/2023 | * | 22:15 | 7-11 | .636 | 1-2 | .500 | 3-3 | 1.000 | 0 | 7 | 7 | 5.5 | 1 | 3 | 3 | 0 | 1 | 18 | 10.0 |
| vs Wake Forest | 11/16/2023 | * | 21:24 | 4-6 | .667 | 1-1 | 1.000 | 1-1 | 1.000 | 1 | 3 | 4 | 5.0 | 4 | 2 | 4 | 1 | 2 | 10 | 10.0 |
| vs Houston | 11/17/2023 | * | 27:45 | 3-6 | .500 | 0-1 | .000 | 3-4 | .750 | 2 | 6 | 8 | 5.8 | 2 | 1 | 3 | 2 | 0 | 9 | 9.8 |
| vs St. John's (NY) | 11/19/2023 | * | 28:42 | 4-10 | .400 | 0-1 | .000 | 1-2 | .500 | 2 | 3 | 5 | 5.6 | 2 | 2 | 0 | 0 | 0 | 9 | 9.6 |
| at Saint Mary's (CA) | 11/27/2023 | * | 16:14 | 3-8 | .375 | 0-0 | .000 | 3-5 | .600 | 0 | 1 | 1 | 4.8 | 4 | 1 | 1 | 1 | 0 | 9 | 9.5 |
| vs Hawaii | 11/30/2023 | * | 19:41 | 2-6 | .333 | 0-1 | .000 | 1-1 | 1.000 | 1 | 3 | 4 | 4.7 | 3 | 2 | 1 | 0 | 1 | 5 | 8.9 |
| Southern Utah | 12/05/2023 | * | 16:01 | 1-3 | .333 | 0-0 | .000 | 2-4 | .500 | 1 | 5 | 6 | 4.9 | 4 | 0 | 2 | 0 | 2 | 4 | 8.3 |
| BYU | 12/09/2023 | * | 23:14 | 2-4 | .500 | 0-1 | .000 | 1-2 | .500 | 2 | 1 | 3 | 4.7 | 1 | 4 | 2 | 3 | 0 | 5 | 7.9 |
| Utah Valley | 12/16/2023 | * | 25:23 | 4-6 | .667 | 0-0 | .000 | 0-1 | .000 | 3 | 8 | 11 | 5.3 | 3 | 4 | 4 | 5 | 0 | 8 | 7.9 |
| Bellarmine | 12/20/2023 | * | 23:31 | 8-10 | .800 | 0-0 | .000 | 1-1 | 1.000 | 3 | 4 | 7 | 5.5 | 2 | 3 | 1 | 2 | 1 | 17 | 8.7 |
| Washington St. | 12/29/2023 | * | 16:22 | 2-5 | .400 | 0-0 | .000 | 0-0 | .000 | 1 | 3 | 4 | 5.3 | 2 | 2 | 0 | 1 | 0 | 4 | 8.3 |
| Washington | 12/31/2023 | * | 10:24 | 0-1 | .000 | 0-0 | .000 | 0-4 | .000 | 0 | 2 | 2 | 5.1 | 3 | 0 | 1 | 1 | 0 | 0 | 7.7 |
| at Arizona St. | 01/04/2024 | * | 17:42 | 2-4 | .500 | 0-0 | .000 | 0-0 | .000 | 1 | 3 | 4 | 5.0 | 4 | 2 | 1 | 0 | 0 | 4 | 7.4 |
| at Arizona | 01/06/2024 | * | 13:49 | 3-3 | 1.000 | 0-0 | .000 | 1-2 | .500 | 0 | 0 | 0 | 4.7 | 3 | 2 | 3 | 0 | 1 | 7 | 7.4 |
| UCLA | 01/11/2024 | * | 16:24 | 3-4 | .750 | 0-0 | .000 | 3-6 | .500 | 2 | 3 | 5 | 4.7 | 3 | 2 | 1 | 1 | 2 | 9 | 7.5 |
| at Stanford | 01/14/2024 | * | 03:55 | 1-1 | 1.000 | 0-0 | .000 | 0-0 | .000 | 0 | 1 | 1 | 4.5 | 0 | 1 | 0 | 0 | 0 | 2 | 7.2 |
| Colorado | 02/03/2024 | | 22:00 | 4-5 | .800 | 0-0 | .000 | 1-3 | .333 | 2 | 6 | 8 | 4.7 | 3 | 0 | 2 | 0 | 0 | 9 | 7.3 |
| Totals | | | 17 340:30 | 54-95 | .568 | 2-7 | .286 | 21-39 | .538 | 22 | 62 | 84 | 4.7 | 48 | 32 | 31 | 17 | 11 | 131 | 7.3 |

Player Averages

| Games Played | Minutes/game | Points/game | FG Pct | 3FG Pct | FT Pct | Rebounds/game | Assists/game | Turnovers/game | Assist/Turnover ratio | Steals/game | Blocks/game |
|--------------|--------------|-------------|--------|---------|--------|---------------|--------------|----------------|-----------------------|-------------|-------------|
| 18 | 18.9 | 7.3 | 56.8 | 28.6 | 53.8 | 4.7 | 1.8 | 1.7 | 1.0 | 0.6 | 0.9 |

LAWSON LOVERING CAREER STATISTICS

| SEASON | TEAM | GP-GS | MIN/AVG | Field Goals | | 3-Point | | F-Throws | | Rebounds | | | | Scoring | | | | | | |
|-----------------------|------|--------------|------------------|----------------|-------------|------------|-------------|---------------|-------------|------------|------------|------------|------------|--------------|-----------|------------|-----------|-----------|------------|------------|
| | | | | FG-FGA | FG% | 3FG-3FGA | 3FG% | FT-FTA | FT% | OFF | DEF | TOT | AVG | PF-FO | A | TO | BLK | STL | PTS | AVG |
| 2021-22 | CU | 18-0 | 189/10.5 | 13-43 | .302 | 0-0 | .000 | 8-18 | .444 | 11 | 24 | 35 | 1.9 | 33-1 | 11 | 17 | 3 | 7 | 34 | 1.9 |
| 2022-23 | CU | 34-34 | 778/22.9 | 67-121 | .554 | 0-0 | .000 | 32-76 | .421 | 67 | 92 | 159 | 4.7 | 92-1 | 31 | 57 | 33 | 20 | 166 | 4.9 |
| 2023-24 | Utah | 18-17 | 341/18.9 | 54-95 | .568 | 2-7 | .286 | 21-39 | .538 | 22 | 62 | 84 | 4.7 | 48-0 | 32 | 31 | 17 | 11 | 131 | 7.3 |
| TOTAL FOR Utah | | 18-17 | 341/18.9 | 54-95 | .568 | 2-7 | .286 | 21-39 | .538 | 22 | 62 | 84 | 4.7 | 48-0 | 32 | 31 | 17 | 11 | 131 | 7.3 |
| TOTAL | | 70-51 | 1308/18.7 | 134-259 | .517 | 2-7 | .286 | 61-133 | .459 | 100 | 178 | 278 | 4.0 | 173-2 | 74 | 105 | 53 | 38 | 331 | 4.7 |



#35 CARLSON BRANDEN

5th Year • Center • 7-0 • 220
South Jordan, Utah • Bingham HS

| Stat | 2023-24 Season High | Career High |
|----------------|--|--|
| Points | 34, vs. WASHINGTON, 12/31/23 | Same |
| Rebounds | 14, UCLA, 1/11/24 | Same |
| Assists | 7, vs. WASHINGTON, 12/31/23 | Same |
| Blocks | 5, 2x, Last vs. WASHINGTON STATE, 12/29/23 | 8, 2x, Last at Stanford, 2/26/20 |
| Steals | 2, vs. #6/6 Houston, 11/17/23 | 3, WASHINGTON, 1/21/23 |
| FGs Made | 14, vs. WASHINGTON, 12/31/23 | Same |
| FGs Attempted | 23, vs. WASHINGTON, 12/31/23 | Same |
| 3FGs Made | 4, vs. Wake Forest, 11/16/23 | 5, #4/4 ARIZONA, 12/1/22 |
| 3FGs Attempted | 8, 2x, Last at Stanford, 1/14/24 | 9, 2x, Last vs. CALIFORNIA, 2/5/23 |
| FTs Made | 8, vs. #RV/RV St. John's, 11/19/23 | 9, at Oregon, 1/28/23 |
| FTs Attempted | 10, vs. #RV/RV St. John's, 11/19/23 | 10, 4x, Last vs. #RV/RV St. John's, 11/19/23 |

2023-24 SEASON HIGHLIGHTS

- Kareem Abdul-Jabbar Preseason Watch List
- #85 in CBSSports.com Top-101 College Basketball Players List
- Opened season with 11pts & 5rebs vs. Eastern Washington
- Scored 16pts on 5-8 shooting with 6rebs and 3asts
- Career-high 31pts on 4-7 from 3-point range and 5blks in win vs. Wake Forest
- Followed up with 17pts & 8rebs on 7-10 from FT line in semifinal vs. #6/6 Houston
- Team-high 22pts & 8rebs on 8-10 from FT line in 3rd-place game vs. St. John's
- Had 17pts on 8-15 shooting with 6rebs in win over Hawai'i

- Missed Southern Utah game with undisclosed injury
- Posted 15pts with 8rebs in win over #14/13 BYU at home - 2-3 all-time vs. BYU
- Team-best 26pts on 10-16 shooting with 7rebs and 2blks in win vs. UVU
- Had 19pts, 8rebs, 5asts and 5blks in win over Washington State at home
- Scored 27 of career-high 34pts in 2H in comeback win vs. Washington with 7rebs & 7asts
- Tallied 19pts with 8rebs in loss to Arizona State on the road
- Held to single-digit points for just the 3rd time this season at #10/10 Arizona with 7pts
- Posted double-double with 12pts, career-high 14rebs, 3asts and 3blks in rout vs. UCLA
- Team-high 16pts with 6rebs with 1blk for career-block No. 212

- Had 17pts with 10 rebounds with a block for career-block No. 213 vs. Oregon State at home
- 1-of-5 in double-figures with 12pts to help Utah defeat Oregon at home, first time since '13
- Scored 20pts in road loss at Washington State
- Recorded 2blks vs. Colorado and now just 2 shy of breaking school record

2023-24 GAME-BY-GAME STATISTICS

| Opponent | Date | GS | MIN | Total | | 3-Pointers | | Free throws | | Rebounds | | | | PF | A | TO | BLK | STL | PTS | AVG |
|----------------------|------------|----|------------------|----------------|-------------|--------------|-------------|--------------|-------------|-----------|------------|------------|------------|-----------|-----------|-----------|-----------|----------|------------|-------------|
| | | | | FG-FGA | PCT | 3FG-3FGA | PCT | FT-FTA | PCT | OFF | DEF | TOT | AVG | | | | | | | |
| Eastern Wash. | 11/06/2023 | * | 23:18 | 2-7 | .286 | 0-2 | .000 | 7-8 | .875 | 0 | 5 | 5 | 5.0 | 0 | 1 | 1 | 0 | 0 | 11 | 11.0 |
| UC Riverside | 11/10/2023 | * | 22:11 | 5-8 | .625 | 1-4 | .250 | 5-5 | 1.000 | 1 | 5 | 6 | 5.5 | 3 | 3 | 1 | 0 | 0 | 16 | 13.5 |
| vs Wake Forest | 11/16/2023 | * | 31:28 | 12-20 | .600 | 4-7 | .571 | 3-4 | .750 | 1 | 3 | 4 | 5.0 | 1 | 1 | 0 | 5 | 1 | 31 | 19.3 |
| vs Houston | 11/17/2023 | * | 28:19 | 4-13 | .308 | 2-8 | .250 | 7-10 | .700 | 2 | 6 | 8 | 5.8 | 1 | 1 | 1 | 0 | 2 | 17 | 18.8 |
| vs St. John's (NY) | 11/19/2023 | * | 29:02 | 6-15 | .400 | 2-3 | .667 | 8-10 | .800 | 5 | 3 | 8 | 6.2 | 4 | 2 | 2 | 0 | 0 | 22 | 19.4 |
| at Saint Mary's (CA) | 11/27/2023 | * | 28:31 | 3-7 | .429 | 0-1 | .000 | 1-2 | .500 | 1 | 6 | 7 | 6.3 | 3 | 3 | 2 | 2 | 1 | 7 | 17.3 |
| vs Hawaii | 11/30/2023 | * | 27:33 | 8-15 | .533 | 1-2 | .500 | 0-0 | .000 | 1 | 5 | 6 | 6.3 | 2 | 1 | 2 | 1 | 0 | 17 | 17.3 |
| BYU | 12/09/2023 | * | 31:46 | 6-13 | .462 | 1-5 | .200 | 2-3 | .667 | 1 | 7 | 8 | 6.5 | 2 | 2 | 2 | 0 | 1 | 15 | 17.0 |
| Utah Valley | 12/16/2023 | * | 31:48 | 10-16 | .625 | 3-4 | .750 | 3-3 | 1.000 | 2 | 5 | 7 | 6.6 | 1 | 1 | 3 | 2 | 1 | 26 | 18.0 |
| Bellarmine | 12/20/2023 | * | 18:39 | 3-8 | .375 | 0-3 | .000 | 0-0 | .000 | 2 | 1 | 3 | 6.2 | 0 | 1 | 0 | 2 | 0 | 6 | 16.8 |
| Washington St. | 12/29/2023 | * | 32:11 | 6-15 | .400 | 3-6 | .500 | 4-7 | .571 | 0 | 8 | 8 | 6.4 | 2 | 5 | 2 | 5 | 1 | 19 | 17.0 |
| Washington | 12/31/2023 | * | 36:14 | 14-23 | .609 | 3-5 | .600 | 3-4 | .750 | 2 | 5 | 7 | 6.4 | 2 | 7 | 2 | 0 | 0 | 34 | 18.4 |
| at Arizona St. | 01/04/2024 | * | 29:36 | 7-15 | .467 | 2-6 | .333 | 3-5 | .600 | 2 | 6 | 8 | 6.5 | 2 | 1 | 1 | 2 | 0 | 19 | 18.5 |
| at Arizona | 01/06/2024 | * | 31:24 | 3-11 | .273 | 1-6 | .167 | 0-0 | .000 | 1 | 4 | 5 | 6.4 | 3 | 3 | 2 | 2 | 0 | 7 | 17.6 |
| UCLA | 01/11/2024 | * | 28:16 | 4-11 | .364 | 1-7 | .143 | 3-3 | 1.000 | 3 | 11 | 14 | 6.9 | 1 | 3 | 0 | 3 | 0 | 12 | 17.3 |
| at Stanford | 01/14/2024 | * | 32:00 | 7-17 | .412 | 2-8 | .250 | 0-1 | .000 | 0 | 6 | 6 | 6.9 | 0 | 0 | 1 | 1 | 1 | 16 | 17.2 |
| Oregon St. | 01/18/2024 | * | 27:31 | 6-10 | .600 | 2-4 | .500 | 3-6 | .500 | 3 | 7 | 10 | 7.1 | 1 | 1 | 1 | 1 | 0 | 17 | 17.2 |
| Oregon | 01/21/2024 | * | 33:28 | 3-9 | .333 | 1-4 | .250 | 5-6 | .833 | 2 | 1 | 3 | 6.8 | 1 | 2 | 2 | 1 | 0 | 12 | 16.9 |
| at Washington St. | 01/24/2024 | * | 28:06 | 9-17 | .529 | 2-4 | .500 | 0-0 | .000 | 1 | 2 | 3 | 6.6 | 4 | 1 | 1 | 1 | 0 | 20 | 17.1 |
| at Washington | 01/27/2024 | * | 30:26 | 4-9 | .444 | 1-3 | .333 | 0-1 | .000 | 0 | 3 | 3 | 6.5 | 2 | 1 | 1 | 1 | 1 | 9 | 16.7 |
| Colorado | 02/03/2024 | * | 30:15 | 2-10 | .200 | 1-4 | .250 | 0-0 | .000 | 0 | 5 | 5 | 6.4 | 3 | 3 | 3 | 2 | 0 | 5 | 16.1 |
| Totals | | | 21 612:01 | 124-269 | .461 | 33-96 | .344 | 57-78 | .731 | 30 | 104 | 134 | 6.4 | 38 | 43 | 30 | 31 | 9 | 338 | 16.1 |

Player Averages

| Games Played | Minutes/game | Points/game | FG Pct | 3FG Pct | FT Pct | Rebounds/game | Assists/game | Turnovers/game | Assist/Turnover ratio | Steals/game | Blocks/game |
|--------------|--------------|-------------|--------|---------|--------|---------------|--------------|----------------|-----------------------|-------------|-------------|
| 21 | 29.1 | 16.1 | 46.1 | 34.4 | 73.1 | 6.4 | 2.0 | 1.4 | 1.4 | 0.4 | 1.5 |

BRANDEN CARLSON CAREER STATISTICS

| SEASON | TEAM | GP-GS | MIN/AVG | Field Goals | | 3-Point | | F-Throws | | Rebounds | | | | Scoring | | | | | | |
|--------------|------|----------------|------------------|-----------------|-------------|----------------|-------------|----------------|-------------|------------|------------|------------|------------|--------------|------------|------------|------------|-----------|-------------|-------------|
| | | | | FG-FGA | FG% | 3FG-3FGA | 3FG% | FT-FTA | FT% | OFF | DEF | TOT | AVG | PF-FO | A | TO | BLK | STL | PTS | AVG |
| 2019-20 | Utah | 30-29 | 627/20.9 | 90-164 | .549 | 3-13 | .231 | 28-45 | .622 | 42 | 75 | 117 | 3.9 | 64-3 | 23 | 40 | 43 | 10 | 211 | 7.0 |
| 2020-21 | Utah | 25-21 | 583/23.3 | 98-178 | .551 | 10-20 | .500 | 28-46 | .609 | 26 | 88 | 114 | 4.6 | 55-0 | 17 | 23 | 42 | 5 | 234 | 9.4 |
| 2021-22 | Utah | 24-23 | 622/25.9 | 128-251 | .510 | 17-55 | .309 | 54-66 | .818 | 39 | 104 | 143 | 6.0 | 43-2 | 26 | 37 | 39 | 8 | 327 | 13.6 |
| 2022-23 | Utah | 31-31 | 903/29.1 | 185-373 | .496 | 41-124 | .331 | 96-124 | .774 | 64 | 168 | 232 | 7.5 | 62-2 | 47 | 64 | 63 | 9 | 507 | 16.4 |
| 2023-24 | Utah | 21-21 | 612/29.1 | 124-269 | .461 | 33-96 | .344 | 57-78 | .731 | 30 | 104 | 134 | 6.4 | 38-0 | 43 | 30 | 31 | 9 | 338 | 16.1 |
| TOTAL | | 131-125 | 3346/25.5 | 625-1235 | .506 | 104-308 | .338 | 263-359 | .733 | 201 | 539 | 740 | 5.6 | 262-7 | 156 | 194 | 218 | 41 | 1617 | 12.3 |



#45
HUANG
JERRY

Freshman • Guard • 6-2 • 193
Taipei, Taiwan • Wasatch Academy

| Stat | 2023-24 Season High | Career High |
|----------------|---------------------|-------------|
| Points | -- | -- |
| Rebounds | -- | -- |
| Assists | -- | -- |
| Blocks | -- | -- |
| Steals | -- | -- |
| FGs Made | -- | -- |
| FGs Attempted | -- | -- |
| 3FGs Made | -- | -- |
| 3FGs Attempted | -- | -- |
| FTs Made | -- | -- |
| FTs Attempted | -- | -- |

2022-23 SEASON HIGHLIGHTS

- Redshirting the 2023-24 season
- Played alongside Keba Keita at Wasatch Academy for three season

2023-24 RUNNIN' UTES BASKETBALL

HIGH SCHOOL

- Spent his prep career at Wasatch Academy and was a two-time captain
- Helped the Tigers go 27-2 his freshman year and 18-7 his sophomore year
- Played a season of tennis

PERSONAL

- Son of Guanyun Shiu and Yonglun Huang
- Has an older sister, Merlly
- Hobbies include singing and taekwondo
- Major is currently undecided





#55 MADSEN GABE

Senior • Guard • 6-6 • 202
Rochester, Minn. • Mayo Senior HS
Cincinnati

| Stat | 2023-24 Season High | Career High |
|----------------|-----------------------------------|---|
| Points | 29, vs. #6/6 Houston, 11/17/23 | Same |
| Rebounds | 11, vs. WASHINGTON, 12/31/23 | Same |
| Assists | 4, 2x, Last vs. OREGON, 1/21/24 | 4, 5x, Last vs. OREGON, 1/21/24 |
| Blocks | 1, 3x, Last vs. OREGON, 1/21/24 | 1, 13x, Last vs. OREGON, 1/21/24 |
| Steals | 4, vs. BELLARMINE, 12/20/23 | 4, 2x, Last vs. BELLARMINE, 12/20/23 |
| FGs Made | 10, vs. #6/6 Houston, 11/17/23 | Same |
| FGs Attempted | 19, vs. #6/6 Houston, 11/17/23 | 19, 2x, Last vs. #6/6 Houston, 11/17/23 |
| 3FGs Made | 8, vs. #6/6 Houston, 11/17/23 | Same |
| 3FGs Attempted | 15, vs. #6/6 Houston, 11/17/23 | 15, 2x, Last vs. #6/6 Houston, 11/17/23 |
| FTs Made | 4, vs. WASHINGTON STATE, 12/29/23 | 7, LONG ISLAND, 11/7/22 |
| FTs Attempted | 5, vs. WASHINGTON STATE, 12/29/23 | 7, 2x, Last vs. Georgia Tech, 11/21/22 |

2023-24 SEASON HIGHLIGHTS

- Opened season with 20pts & 5rebs on 8-12 shooting vs. Eastern Washington
- Career-high 29pts on 8-15 from 3 with 6rebs in semifinal vs. #6/6 Houston
- Added 11pts with 5rebs and 2stls vs. #RV/RV St. John's in semifinal game
- Team-high 17pts on 6-11 shooting with 3rebs in win at Saint Mary's
- Posted 19pts with 3rebs and 3asts vs. Southern Utah
- Went 5-9 from three for 17pts and 4rebs in win vs. #14/13 - big 3 with 1:01 left

- Scored 13pts with 5rebs, 4asts and 3stls on 3-6 shooting from 3 in win vs. UVU
- Erupted for 20 second-half points in win over Washington State at home
- 1st career double-double with 11pts and 11rebs in comeback win vs. UW
- Team-high 18pts on 4-9 from 3-point range in loss at #10/10 Arizona
- Had 11pts with 3asts in 90-44 routing of UCLA at home
- Scored 9 of 14 points in the second half in loss at Stanford
- Team-high 21pts on 7-12 shooting with 3stls in win vs. Colorado

2023-24 GAME BY GAME STATISTICS

| Opponent | Date | GS | MIN | Total | | 3-Pointers | | Free throws | | Rebounds | | | | PF | A | TO | BLK | STL | PTS | AVG |
|----------------------|------------|----|------------------|----------------|-------------|---------------|-------------|--------------|-------------|-----------|-----------|-----------|------------|-----------|-----------|-----------|----------|-----------|------------|-------------|
| | | | | FG-FGA | PCT | 3FG-3FGA | PCT | FT-FTA | PCT | OFF | DEF | TOT | AVG | | | | | | | |
| Eastern Wash. | 11/06/2023 | * | 22:08 | 8-12 | .667 | 4-7 | .571 | 0-0 | .000 | 1 | 4 | 5 | 5.0 | 2 | 0 | 5 | 1 | 2 | 20 | 20.0 |
| UC Riverside | 11/10/2023 | * | 26:07 | 2-4 | .500 | 0-2 | .000 | 0-0 | .000 | 0 | 6 | 6 | 5.5 | 1 | 2 | 0 | 0 | 0 | 4 | 12.0 |
| vs Wake Forest | 11/16/2023 | * | 24:20 | 3-10 | .300 | 1-5 | .200 | 0-0 | .000 | 1 | 4 | 5 | 5.3 | 0 | 2 | 2 | 0 | 1 | 7 | 10.3 |
| vs Houston | 11/17/2023 | * | 37:24 | 10-19 | .526 | 8-15 | .533 | 1-2 | .500 | 2 | 4 | 6 | 5.5 | 0 | 2 | 3 | 0 | 1 | 29 | 15.0 |
| vs St. John's (NY) | 11/19/2023 | * | 30:30 | 4-9 | .444 | 3-6 | .500 | 0-0 | .000 | 1 | 4 | 5 | 5.4 | 1 | 1 | 3 | 0 | 2 | 11 | 14.2 |
| at Saint Mary's (CA) | 11/27/2023 | * | 34:54 | 6-11 | .545 | 2-5 | .400 | 3-3 | 1.000 | 0 | 3 | 3 | 5.0 | 1 | 1 | 2 | 0 | 1 | 17 | 14.7 |
| vs Hawaii | 11/30/2023 | * | 31:03 | 3-5 | .600 | 1-3 | .333 | 0-0 | .000 | 0 | 2 | 2 | 4.6 | 1 | 2 | 2 | 0 | 1 | 7 | 13.6 |
| Southern Utah | 12/05/2023 | * | 35:11 | 7-16 | .438 | 2-6 | .333 | 3-4 | .750 | 0 | 3 | 3 | 4.4 | 2 | 3 | 1 | 1 | 1 | 19 | 14.3 |
| BYU | 12/09/2023 | * | 35:40 | 6-11 | .545 | 5-9 | .556 | 0-0 | .000 | 0 | 4 | 4 | 4.3 | 1 | 3 | 1 | 0 | 1 | 17 | 14.6 |
| Utah Valley | 12/16/2023 | * | 35:36 | 4-8 | .500 | 3-6 | .500 | 2-3 | .667 | 0 | 5 | 5 | 4.4 | 0 | 4 | 2 | 0 | 3 | 13 | 14.4 |
| Bellarmine | 12/20/2023 | * | 21:20 | 4-8 | .500 | 4-8 | .500 | 0-0 | .000 | 0 | 0 | 0 | 4.0 | 0 | 3 | 0 | 0 | 4 | 12 | 14.2 |
| Washington St. | 12/29/2023 | * | 33:18 | 6-13 | .462 | 4-9 | .444 | 4-5 | .800 | 0 | 2 | 2 | 3.8 | 4 | 1 | 0 | 0 | 1 | 20 | 14.7 |
| Washington | 12/31/2023 | * | 35:18 | 4-6 | .667 | 3-4 | .750 | 0-0 | .000 | 3 | 8 | 11 | 4.4 | 2 | 2 | 3 | 0 | 1 | 11 | 14.4 |
| at Arizona St. | 01/04/2024 | * | 29:03 | 1-4 | .250 | 1-4 | .250 | 0-0 | .000 | 1 | 2 | 3 | 4.3 | 0 | 5 | 1 | 0 | 2 | 3 | 13.6 |
| at Arizona | 01/06/2024 | * | 32:31 | 7-13 | .538 | 4-9 | .444 | 0-0 | .000 | 0 | 2 | 2 | 4.1 | 1 | 0 | 3 | 0 | 3 | 18 | 13.9 |
| UCLA | 01/11/2024 | * | 28:07 | 4-10 | .400 | 3-8 | .375 | 0-0 | .000 | 1 | 4 | 5 | 4.2 | 1 | 3 | 1 | 0 | 1 | 11 | 13.7 |
| at Stanford | 01/14/2024 | * | 35:50 | 5-12 | .417 | 4-9 | .444 | 0-0 | .000 | 1 | 4 | 5 | 4.2 | 2 | 2 | 1 | 0 | 1 | 14 | 13.7 |
| Oregon St. | 01/18/2024 | * | 31:13 | 3-8 | .375 | 3-6 | .500 | 0-0 | .000 | 0 | 5 | 5 | 4.3 | 2 | 3 | 3 | 0 | 2 | 9 | 13.4 |
| Oregon | 01/21/2024 | * | 35:31 | 3-5 | .600 | 1-3 | .333 | 0-0 | .000 | 0 | 5 | 5 | 4.3 | 2 | 4 | 4 | 0 | 2 | 7 | 13.1 |
| at Washington St. | 01/24/2024 | * | 34:49 | 5-14 | .357 | 2-9 | .222 | 2-3 | .667 | 0 | 2 | 2 | 4.2 | 3 | 3 | 3 | 0 | 1 | 14 | 13.2 |
| at Washington | 01/27/2024 | * | 28:02 | 1-7 | .143 | 0-4 | .000 | 0-0 | .000 | 0 | 5 | 5 | 4.2 | 1 | 1 | 4 | 0 | 1 | 2 | 12.6 |
| Colorado | 02/03/2024 | * | 30:00 | 7-12 | .583 | 2-6 | .333 | 5-6 | .833 | 0 | 2 | 2 | 4.1 | 3 | 1 | 2 | 0 | 3 | 21 | 13.0 |
| Totals | | | 22 687:53 | 103-217 | .475 | 60-143 | .420 | 20-26 | .769 | 11 | 80 | 91 | 4.1 | 30 | 48 | 46 | 2 | 35 | 286 | 13.0 |

Player Averages

| Games Played | Minutes/game | Points/game | FG Pct | 3FG Pct | FT Pct | Rebounds/game | Assists/game | Turnovers/game | Assist/Turnover ratio | Steals/game | Blocks/game |
|--------------|--------------|-------------|--------|---------|--------|---------------|--------------|----------------|-----------------------|-------------|-------------|
| 22 | 31.3 | 13.0 | 47.5 | 42.0 | 76.9 | 4.1 | 2.2 | 2.1 | 1.0 | 1.6 | 0.1 |

GABE MADSEN CAREER STATISTICS

| | | | | Field Goals | | 3-Point | | F-Throws | | Rebounds | | | | Scoring | | | | | | |
|-----------------------|------|--------------|------------------|----------------|-------------|----------------|-------------|---------------|-------------|-----------|------------|------------|------------|--------------|------------|------------|-----------|-----------|------------|-------------|
| SEASON | TEAM | GP-GS | MIN/AVG | FG-FGA | FG% | 3FG-3FGA | 3FG% | FT-FTA | FT% | OFF | DEF | TOT | AVG | PF-FO | A | TO | BLK | STL | PTS | AVG |
| 2020-21 | UC | 2-0 | 12/6.2 | 1-3 | .333 | 1-3 | .333 | 0-0 | .000 | 1 | 1 | 2 | 1.0 | 2-0 | 0 | 1 | 0 | 1 | 3 | 1.5 |
| 2021-22 | Utah | 25-10 | 403/16.1 | 53-137 | .387 | 46-117 | .393 | 15-20 | .750 | 3 | 23 | 26 | 1.0 | 45-0 | 17 | 20 | 3 | 7 | 167 | 6.7 |
| 2022-23 | Utah | 25-23 | 716/28.6 | 90-252 | .357 | 62-168 | .369 | 48-61 | .787 | 10 | 58 | 68 | 2.7 | 47-1 | 43 | 41 | 7 | 21 | 290 | 11.6 |
| 2023-24 | Utah | 22-22 | 688/31.3 | 103-217 | .475 | 60-143 | .420 | 20-26 | .769 | 11 | 80 | 91 | 4.1 | 30-0 | 48 | 46 | 2 | 35 | 286 | 13.0 |
| TOTAL FOR Utah | | 72-55 | 1807/25.1 | 246-606 | .406 | 168-428 | .393 | 83-107 | .776 | 24 | 161 | 185 | 2.6 | 122-1 | 108 | 107 | 12 | 63 | 743 | 10.3 |
| TOTAL | | 74-55 | 1819/24.6 | 247-609 | .406 | 169-431 | .392 | 83-107 | .776 | 25 | 162 | 187 | 2.5 | 124-1 | 108 | 108 | 12 | 64 | 746 | 10.1 |

TV/RADIO ROSTER



#0 • HUNTER ERICKSON
SR • G • 6-3 • 194
PROVO, UTAH
TIMPVIEW HS • BYU • SLCC



#1 • BEN CARLSON
SR • F • 6-9 • 223
WOODBURY, MINN.
EAST RIDGE HS • WISCONSIN



#2 • COLE BAJEMA
GR • G • 6-7 • 188
LYNDEN, WASH.
MICHIGAN • WASHINGTON



#3 • JAYDEN TEAT
FR • G • 6-1 • 180
SACRAMENTO, CALIF.
CAPITAL CHRISTIAN HS



#5 • DEIVON SMITH
SR • G • 6-0 • 173
DECATUR, GA.
MISS. STATE • GEORGIA TECH



#10 • JAKE WAHLIN
FR • F • 6-9 • 203
PROVO, UTAH
TIMPVIEW HS



#11 • WILGUENS JR. EXACTE
SO • G • 6-6 • 236
MONTREAL, CANADA
NBA ACADEMY LATIN AMERICA



#13 • KEBE KEITA
SO • C • 6-8 • 231
BAMAKO, MALI
WASATCH ACADEMY



#14 • BRANDON HADDOCK
JR • G • 6-1 • 178
SOUTHLAKE, TEXAS
CARROLL HS



#21 • LUKA TARLAC
SO • G • 6-7 • 220
BELGRADE, SERBIA
INTL SCHOOL OF BELGRADE



#25 • ROLLIE WORSTER
SR • G • 6-4 • 204
MISSOULA, MONT.
HELLGATE HS • UTAH STATE



#32 • AYOMIDE BAMISILE
FR • F • 6-7 • 203
LAGOS, NIGERIA
MONTVERDE ACADEMY



#34 • LAWSON LOVERING
JR • C • 7-1 • 235
CHEYENNE, WYO.
CENTRAL HS • COLORADO



#35 • BRANDEN CALRSON
5TH • C • 7-0 • 220
SOUTH JORDAN, UTAH
BINGHAM HS



#45 • JERRY HUANG
FR • G • 6-2 • 193
TEIPAI, TAIWAN
WASATCH ACADEMY



55 • GABE MADSEN
SR • G • 6-6 • 202
ROCHESTER, MINN.
MAYO SR HS • CINCINNATI



CRAIG SMITH
HEAD COACH
3RD SEASON



TRAMEL BARNES
ASSISTANT COACH
1ST / 3RD SEASON



CHRIS BURGESS
ASSISTANT COACH
2ND SEASON



DEMARLO SLOCUM
ASSISTANT COACH
3RD / 11TH SEASON



TYLER LARSON
ASSISTANT COACH /
DIRECTOR OF PLAYER PERSONNEL
1ST SEASON



JAYDEN OLSON
ASSISTANT COACH /
DIRECTOR OF RECRUITING
1ST SEASON



MATT LOPEZ
DIR. OF SCOUTING & VIDEO OPS
1ST SEASON



CURRAN WALSH
DIRECTOR OF OPERATIONS
3RD SEASON



JUSTIN "JJ" JOHNSON
SPECIAL ASST. TO THE HC
3RD SEASON



LOGAN OGDEN
DIR. MBB SPORTS PERFORMANCE
3RD SEASON



TREVOR JAMESON
HEAD ATHLETICS TRAINER
25TH SEASON