

NEW ERA // SAME LEGACY

2024 - 25

MEDIA GUIDE



U T A H W O M E N ' S B A S K E T B A L L



QUICK FACTS

School Information

Location.....Salt Lake City
 Founded.....1850
 Enrollment.....36,881
 Nickname.....Utes
 Mascot.....Swoop (Red-Tailed Hawk)
 Colors.....Red, White and Black
 Conference.....Big 12
 Arena.....Jon M. Huntsman Center
 Capacity ... 15,000/8,590 (with draping system)
 President.....Dr. Taylor Randall
 Director of AthleticsMark Harlan

Basketball Staff

Head CoachLynne Roberts
 10th Year (Seattle Pacific, '97)
 Career Record383-290 (22 Years)
 Utah Record162-115 (9 Years)
 Associate Head CoachGavin Petersen
 10th Year (Hawaii, '93)
 Assistant CoachJordan MacIntyre
 3rd Year (Montana, '14)
 Assistant CoachMorgan Bailey
 1st Year (BYU, '15)
 On Court Assistant CoachDasia Young
 1st Year (Utah, '24)
 Dir. of Admin/OperationsKendall Rodriguez
 10th Year (Pacific, '13)
 Director of Video/AnalyticsJoey Treesh
 3rd Year (Indiana, '15)
 Dir. of Marketing/Alumni.....Laura James
 2nd Year

Team Information

2023-24 Overall Record 23-11
 2023-24 Pac-12 Record 11-7
 Pac-12 Finish T-6th
 2024 Pac-12 Tournament.....1-1
 2024 Postseason.....NCAA Second Round
 Starters Returning/Lost..... 3/2
 Letterwinners Returning/Lost..... 6/2
 Newcomers/Eligible Redshirts5

History

Started Basketball1974-75
 All-Time Record1,008-500
 Last NCAA Appearance2024
 NCAA Record/Apearances.....12-20/20
 Last WNIT Appearance.....2018
 WNIT Record/Apearances.....8-12/10

Athletic Communications

Assistant Director/WBB Contact.....Corie Sue Holmes
 Cell Phone801-389-0203
 Email.....cholmes@huntsman.utah.edu

INFORMATION

Table of Contents/Quick Facts.....1
 Covering the Utes.....2
 2024-25 Schedule.....3

WELCOME TO UTAH

University of Utah.....5
 Salt Lake City.....6

FACILITIES

Jon M. and Karen Huntsman Basketball Facility.....7
 Jon M. Huntsman Center.....8

ROSTER

Roster Breakdown9
 TV/Radio Roster10

COACHES AND STAFF

Head Coach Lynne Roberts.....13
 Associate Head Coach Gavin Petersen.....14
 Assistant Coach Jerise Freeman14
 Assistant Coach Jordan Sullivan14
 Support Staff.....14

2023-24 Review

Season Review16

OPPONENTS

All-Time Series Records20
 Series Game-By-Game.....21

RECORD BOOK

Huntsman Center Records 38
 Individual Game Records..... 39
 Individual Season Records..... 40
 Team Game Records..... 42
 Team Season Records..... 43
 Career Records..... 45
 1,000-Point Club.....47
 Yearly Leaders.....48
 Awards 51
 Utes vs. The Top 25 53
 Postseason History 57
 Utes in the WNBA 60
 All-Time Roster.....61
 Utah Head Coaches.....62
 All-Time Records.....63
 Year-By-Year Results.....64



THE BASICS

The University of Utah athletics communications office welcomes your interest in Utah women's basketball and will make every effort to ensure your coverage of the Utes is an enjoyable experience. Press credentials, weekly releases, game results, and broadcast space/ISDN lines for home games are available by contacting Corie Sue Holmes, assistant director of communications. (801-389-0203 | Email: cholmes@huntsman.utah.edu).

POST-GAME SERVICES

Head coach Lynne Roberts and student-athletes will be available for post-game interviews with the media following a 10-minute cooling off period after each game. Full box scores, recap, post-game presser and photos can be found on UtahUtes.com following the game and can be emailed upon request.

IN-SEASON INTERVIEWS

Head coach Lynne Roberts and requested Utah student-athletes are available for interviews throughout the week. Those members of the media wishing to interview Roberts or a student-athlete will be required to coordinate their request to the athletics communications office at least 24 hours in advance. Roberts will also hold a weekly press conference throughout the season with day and time to be determined as the season progresses.

UTAH SPORTS RADIO NETWORK

ESPN 700 (KALL-AM) has been the radio home to University of Utah athletics since 1951. ESPN 700 and 92.1, which has a 50,000-watt evening and weekend signal, and a 10,000-watt daytime signal, is one of two stations in the Utah Sports Radio Network. The other is KOAL 750 AM in Price. All of Utah's games on ESPN 700 can also be heard live online at UtahUtes.com. They will also be carried by SiriusXM Satellite Radio as well as the TuneIn app.

Handling the play-by-play for the Utah women's basketball team is **Tyson Ewing**, who is in his eighth season. Ewing previously spent four years as the voice of Weber State women's basketball, and was the sports director at KWCR in 2013 during his time as a student at Weber State. He worked for the Utah Jazz Radio Network as a broadcast assistant from 2014-16 and currently serves as a statistician on the TV side.

UTAH 360

The official mobile app of Utah Athletics is Utah 360. Download it today to unlock exclusive video content, news and information, schedules, rosters, stats, and access to buy and manage tickets. The app is available in both the Apple Store and Google Play. Add it today, access your game tickets and download them to your smartphone's wallet to make yourself game-day ready.

GETTING SOCIAL WITH THE UTES!

The latest on all University of Utah sports can be found 24 hours a day, 365 days a year online. Information on upcoming games, recaps, statistics, rosters, schedules and results, media guides and a large selection of video and audio offerings are available at **UtahUtes.com**.

FOLLOW US ON SOCIAL MEDIA:



TWITTER

@UTAHWBB | @UtahAthletics



FACEBOOK

Search - UTAHWBB



INSTAGRAM

@UTAHWBB | @UtahAthletics



TikTok

@UTAHWBB | @UtahAthletics



2024-25 SCHEDULE

Monday, Nov. 4	Southern Utah	Salt Lake City	Jon M. Huntsman Center
Thursday, Nov. 7	Weber State	Salt Lake City	Jon M. Huntsman Center
Thursday, Nov. 14	at Northwestern	Evanston, Ill.	Welsy-Ryan Arena
Monday, Nov. 18	McNeese	Salt Lake City	Jon M. Huntsman Center
Friday, Nov. 22	Saint Joseph's	Salt Lake City	Jon M. Huntsman Center
Sunday, Nov. 24	Montana State	Salt Lake City	Jon M. Huntsman Center
Thursday, Nov. 28	Mississippi State	Georgetown, Grand Cayman Islands	
Saturday, Nov. 30	Notre Dame	Georgetown, Grand Cayman Islands	
Thursday, Dec. 5	Utah State	Salt Lake City	Jon M. Huntsman Center
Sunday, Dec. 8	Princeton	Salt Lake City	Jon M. Huntsman Center
Saturday, Dec. 14	at Washington	Seattle, Wash.	Alaska Airlines Arena
Saturday, Dec. 21	Arizona State*	Salt Lake City	Jon M. Huntsman Center
Saturday, Dec. 31	at Arizona*	Tuscon, Ariz.	McKale Center
Sunday, Jan. 5	at Iowa State*	Ames, Iowa	Hilton Coliseum
Wednesday, Jan. 8	Kansas State*	Salt Lake City	Jon M. Huntsman Center
Saturday, Jan. 11	Houston*	Salt Lake City	Jon M. Huntsman Center
Tuesday, Jan. 14	at Baylor*	Waco, Texas	Foster Pavilion
Friday, Jan. 17	at TCU*	Fort Worth, Texas	Schollmaier Arena
Wednesday, Jan. 22	Kansas*	Salt Lake City	Jon M. Huntsman Center
Saturday, Jan. 25	at BYU*	Provo, Utah	Marriott Center
Friday, Jan. 31	Arizona*	Salt Lake City	Jon M. Huntsman Center
Wednesday, Feb. 5	at Texas Tech*	Lubbock, Texas	United Supermarkets Arena
Saturday, Feb. 8	UCF*	Salt Lake City	Jon M. Huntsman Center
Wednesday, Feb. 12	Colorado*	Salt Lake City	Jon M. Huntsman Center
Saturday, Feb. 15	at Arizona State*	Tempe, Ariz.	Desert Financial Arena
Tuesday, Feb. 18	Oklahoma State*	Salt Lake City	Jon M. Huntsman Center
Sunday, Feb. 23	at Cincinnati*	Cincinnati, Ohio	Fifth Third Arena
Sunday, Feb. 26	at West Virginia*	Morgantown, WV.	WVU Coliseum
Saturday, March 1	BYU*	Salt Lake City	Jon M. Huntsman Center
March 5-10	Big 12 Tournament	Kansas City, MO	T-Mobile Center

* Big 12 Contest

NEW ERA // SAME LEGACY

UTAH LIFE



U T A H W O M E N ' S B A S K E T B A L L

A TOP TIER UNIVERSITY

The U joined the prestigious Association of American Universities in 2019. Utah is now one of 65 AAU institutions, with only 33 of those members coming from Power 5 conferences.

The University of Utah is the state's flagship institution of higher education, with 18 schools and colleges, more than 100 undergraduate and 90 graduate degree programs, and an enrollment of more than 34,000 students. It is a member of the Association of American Universities—an invitation-only, prestigious group of 65 leading research institutions marked by excellence in academic expertise and research impact, student success, and securing resources in support of core missions. The U is also a member of the Big 12, one of the nation's premier athletic conferences.

With ready access to spectacular skiing, mountain biking and hiking and a vibrant array of cultural, culinary and entertainment venues in Salt Lake City, there is a lot going on just beyond campus. Yet what's happening within the university's 1,535-acre hillside campus is even more compelling. At the U, as it is affectionately called, you'll find world-class research, education and clinical care complemented by a lively social, cultural and athletic campus experience.

The U's success in achieving excellence in research and teaching reflects the values of Utah: An unparalleled work ethic and a spirit of entrepreneurship, innovation, collaboration and community service. These qualities have enabled the U to innovate across many fields and pioneer new programs with social impact; generate pathbreaking discoveries; fuel critical research; and inspire innovative approaches to education.

The U strives to be a model public university in delivering unmatched value in higher education and health care while making social, economic and cultural contributions that improve the quality of life throughout the state, the nation

and the world. The U's reputation for excellence draws top-tier faculty and attracts motivated students from across the country and internationally.

With revenues in excess of \$5 billion (FY20), the university is considered one of Utah's primary economic engines and is among the state's largest employers. The university received \$641 million in FY21 in sponsored research project grants, an institutional record, and funding that has a direct impact on the state's economy. The university is a catalyst for a research corridor through northern Utah that is a hotbed for technology and development activities, colloquially known as Silicon Slopes.

As part of the university, University of Utah Health is the only academic medical center in the state of Utah and provides patient care for the people of Utah, Idaho, Wyoming, Montana, western Colorado and much of Nevada. It also serves as the training ground for the majority of the state's physicians, nurses, pharmacists, therapists, and other health care professionals. U of U Health is comprised of six hospitals and 12 community health care centers. It is also home to ARUP Laboratories, one of the nation's largest reference laboratories, and numerous institutes and centers.

Excellence in patient care, education and research—all in service to the community—is vital to U of U Health's overall mission. Staffed by more than 20,000 employees, it is recognized nationally as a transformative health care system and regionally as a provider of world-class care. It has been nationally ranked in the top 10 for quality for 11 years in a row, and as the No. 1 hospital in the state for the past six years.





BEST CITY

The capital for one of Forbes' best states for business and careers, one of America's most livable downtowns, and the gateway to some of the best outdoor recreation anywhere, Salt Lake City has something for everyone.

Home to the University of Utah and the state's capital city, Salt Lake City blends the amenities of a major metropolitan area with beautiful natural surroundings.

Featuring the majestic 11,000-foot peaks of the Wasatch Mountains to the east, and the Great Salt Lake and Oquirrh Mountains to the west, Salt Lake City is surrounded by majestic views in all directions. U.S. News & World Report ranked Salt Lake City as one of the "top 25 best places to live" and graded Utah as the "No. 3 Best State" for 2022. Its metro-area population of 1.2 million ranks in the top 50 in the United States, and the Salt Lake City TV market size is No. 29.

LIVING IN SALT LAKE

Named one of America's top-five friendliest and most-attractive cities by Travel+Leisure magazine, Salt Lake is the largest city in the state with 202,272 residents. The population along the Wasatch Front, which includes Ogden and Provo, has grown exponentially in recent years to nearly 2.7 million.

Its literacy rate, percentage of high school graduates, and percentage of college-educated citizens ranks among the best in the nation. Salt Lake has a moderate four-season climate, averaging 237 days of sunshine per year and 15% humidity.

With projects ranging from the renovation of historic buildings to the construction of new office towers, condominiums and apartments, a growing number of people not only work but live in the downtown area, and one in six residents is now in their 20s. Citing professional opportunities and quality of life, Rent.com ranked Salt Lake City the "most desirable place in the country for millennials to live" in 2020.

ENTERTAINMENT

Salt Lake City features a wide range of dining options, live music, two large modern malls, a diverse array of specialty stores, art galleries, professional symphony, opera, theater, dance, and cultural and ethnic festivals. It was rated as having the "No. 5 Best Downtown in America" by Livability.com in recent years.

The city played host to the 2002 Winter Olympics, and was chosen to host the 2034 Winter Olympics by the International Olympic Committee in July 2024. The opening and closing ceremonies and the athletes village in 2002 were located on the U campus, with the same plan to come back for the 2034 Games. Salt Lake City annually joins forces with nearby resort town Park City to host the Sundance Film Festival.

Professional sports franchises in Salt Lake City include the Utah Jazz of the NBA, Utah Hockey Club of the NHL, Real Salt Lake of Major League Soccer and Utah Royals of the National Women's Soccer League. Other franchises are the Salt Lake Bees (AAA baseball), Utah Grizzlies (hockey), Utah Warriors (Major League Rugby), the Real Monarchs (USL soccer).

OUTDOOR RECREATION

Some of the best skiing, fly fishing, hiking, mountain biking, rock climbing and river running found anywhere in the world is easily accessible. Eleven major ski resorts are within an hour drive from "Ski City" with Snowbird and Alta annually ranked among the "Top 10 in North America" by Forbes. Ten national parks are within a day's drive.

With so many recreational opportunities so readily available, Salt Lake was recognized as the eighth-fittest city in America by the Huffington Post and first for life expectancy by Livability.com.

BUSINESS

Forbes has named Utah the "Best State for Business and Careers" six times in the past 12 years, and ranking No. 3 for 2023, recognizing Salt Lake City as one of the major industrial banking, healthcare and transportation centers in the U.S. Utah was ranked No. 2 for GDP growth by Forbes over two years from 2019-21, and best economy by WalletHub in 2021. Several publications have taken note of Salt Lake's high number of creative class workers—including artists, scientists, engineers, and others in technology fields—with the "Silicon Slopes" growing exponentially on the south end of the metro area. A study released by the Kem C. Gardner Policy Institute in the fall of 2019 rated Utah's tech job growth as the second fastest in the nation at 4.9 percent per year over the last 10 years. Amazon rated Utah the "Most Entrepreneurial State" in 2018, and Business Chief ranked Salt Lake City among the six best U.S. cities for entrepreneurs in 2023. The Salt Lake Convention Center added a 25-floor, 700-room anchor hotel in the fall of 2023.

TRANSPORTATION

Salt Lake City International Airport, a Delta Airlines hub and one of America's best "on-time" airports, is located just 20 minutes from campus and is undergoing a \$5.1 billion redevelopment. The nation's 21st busiest airport and the world's 47th busiest offers more than 300 daily flights to 90 nonstop destinations. TRAX light rail provides access to downtown Salt Lake, the University of Utah, the airport and many of the suburbs.



The Jon M. and Karen Huntsman Basketball Facility opened in the fall of 2015 northeast of the Huntsman Center arena. The \$36-million project also included a state-of-the-art Sorenson Legacy Foundation High Performance Center, which is located northwest of the arena, and encompasses 80,000-square feet of space.

JON M. AND KAREN HUNTSMAN BASKETBALL FACILITY

The three-story Huntsman Basketball Facility includes dedicated practice gymnasiums for the both men’s and women’s basketball teams. The gyms feature viewing balconies and on-site sports medicine facilities equipped with treatment and taping tables, stem machines, sports drink and supplement dispensers, and ice machines.

The men’s and women’s teams have moved into new locker rooms—which include plunge pools—film rooms, and player lounges. There is an expansive Hall of Fame area in the building’s atrium and a shared dining room.

The coaching and support staffs for both programs have their own floor of spacious offices, meeting rooms and recruiting lounges. A large observation deck on top of the building is a perfect place for team and alumni functions, providing sweeping views of the Wasatch Mountain range, the University of Utah campus, and downtown Salt Lake City.

“This is a major basketball facility that will give us everything we need to be successful,” said former Utah athletics director Chris Hill. “It’s fantastic.”

SORENSEN LEGACY FOUNDATION HIGH PERFORMANCE CENTER

The state-of-the-art Sorenson Legacy Foundation High Performance Center, a two-story, 20,000-square-foot structure located northwest of the Jon M. Huntsman Center, opened in the summer of 2015.

The facility provides everything a student-athlete needs to achieve their peak level of performance—ranging from nutrition, strength and conditioning, sports medicine and rehabilitation, and sports psychology—all within close proximity to maximize time efficiency.

The ground floor features a 9,500-square-foot sports medicine facility and a 500-square-foot fueling station, while an expansive 10,000-square-foot strength and conditioning center resides on the top floor. Two exterior entrances are located off the southeast corner of the building, while a refurbished tunnel system connects the performance center to the existing HPER complex, the Jon M. Huntsman Center and the Jon M. and Karen Huntsman Basketball Facility.

The new sports medicine area features 18 treatment tables—including one traction table—six taping stations, a hydrotherapy area, a functional rehabilitation space, cardio area, and three exam rooms.

Optojump, force plate, and a Delos postural proprioception system are included in the rehab area. The cardio area is highlighted by two Alter-G treadmills, which use air pressure to alleviate body weight so that athletes can start conditioning earlier after injury.

The expansive hydrotherapy area includes a plunge pool in the shape of a block U, half containing cold water and half hot water with a capacity of 20 people per side. It also houses a Hydroworks 2000 underwater treadmill equipped with cameras and television monitors, allowing athletes to watch their subsurface work.

The second-floor strength and conditioning center offers 12 working stations, providing athletes with more efficient workouts and better rest intervals. It also includes an artificial turf running surface, measuring five yards wide by 35 yards in length, where sprint and plyometric drills take place to spare athletes the wear and tear on their bodies from working on hard surfaces.

Air pressurized Kaiser Functional Trainers, which allow athletes to train with greater variance and address weaknesses, have been installed. Video evaluation systems are placed at each station.

The strength and conditioning center also includes cardio equipment, medicine balls and elastic bands to perform numerous functional exercises.

The fueling station, located adjacent to the lobby area on the ground floor, offers a variety of snacks to help athletes intake the necessary levels of carbs and proteins within the critical 30-minute window after a workout to help their bodies recover.





Regarded as one of the top college basketball arenas in the nation since opening its doors in 1969, the Jon M. Huntsman Center has provided an imposing home court advantage for Utah basketball for more than four decades. For a structure that is in its 53rd year of existence, a feeling of newness still pervades underneath the silver dome.

The Utes have one of the best home court advantages in the country in the Huntsman Center. The Utes have had 10 seasons without a loss at the Huntsman Center, and posted a 28-game home winning streak that lasted from Jan. 12, 1995 to Feb. 8, 1997. When the string of victories ended, it was the third-best home court winning streak in the nation.

The building, a landmark on the U. campus, is the perfect place to watch a basketball game. A great view is assured from each of the 15,000 chair seats. Inside Sports recognized the Huntsman Center's superiority by naming it one of the top five collegiate arenas in the nation. Formerly the Special Events Center, the facility played host to the 1979 NCAA Basketball Championship—the Final Four “dream match” featuring Larry Bird and Magic Johnson.

Men's NCAA regional tournaments were held in the Huntsman Center in 1984, '85, and '87. The NCAA first and second rounds took place in the arena

13 times from 1984 to 2006. The JMHC is in second place among the nation's arenas for most NCAA Tournament basketball games hosted, with 81 contests having been played in the facility.

The 2001 and women's NCAA first and second rounds were played in the Huntsman Center, marking a first for Utah. The women's tournament returned to Utah in 2011 and 2023 with the first and second rounds. The Huntsman Center has also served as home to nine national gymnastics championships — most recently in 2007. The Utes hosted the NCAA gymnastics regionals in 2001, 2003, 2010, 2016 and 2018, and hosted the Pac-12 championships in 2012.

New video boards were installed in the fall of 2017 at a cost of \$1.4 million. The project included a newly designed center-hung video display cluster, four new corner boards in the upper bowl, new courtside video displays and a new scorer's table. The floor in the Huntsman Center was most recently replaced in 2024. New sound, lighting and draping systems were also installed in 2014.



NEW ERA // SAME LEGACY

ROSTER



U T A H W O M E N ' S B A S K E T B A L L

Alphabetical Roster

No.	Name	Pos	Ht	Yr	Hometown (Previous School)
15	Alyssa Blanck	F	6-2	So.	Salt Lake City, Utah (BYU)
44	Samantha Crispe	F	6-2	Jr.	Castle Pines, Colo. (Boston University)
12	Chyra Evans	F	6-3	Jr.	Newcastle, Australia (Michigan)
10	Grace Foster	G	5-10	Fr.	Perth, Australia (Santa Maria College)
22	Jenna Johnson	F	6-2	Sr.	Medina, Minn. (Wayzata HS)
5	Gianna Kneepkens	G	6-0	Jr.	Duluth, Minn. (Duluth Marshall HS)
24	Kennady McQueen	G	5-10	Sr.	Henefer, Utah (North Summit HS)
6	Kylie Ray	G	5-8	Fr.	La Crescenta, Calif. (Crescenta Valley HS)
20	Reese Ross	F	6-1	So.	Rapid City, S.D. (St. Thomas More HS)
25	Néné Sow	C	6-8	Sr.	Brussels, Belgium (Northeastern Oklahoma)
21	Mayè Tourè	F	6-3	Gr.	Athis-Mons, France (Rhode Island)
2	Inês Vieira	G	5-6	Sr.	The Madeira Island, Portugal (Quinta Lombos)
3	Brooke Walker	G	5-9	Fr.	Andover, Kan. (Andover HS)
23	Matyson Wilke	G	5-10	Jr.	Beaver Dam, Wis. (Wisconsin)

Numerical Roster

No.	Name	Pos	Ht	Yr	Hometown (Previous School)
2	Inês Vieira	G	5-6	Sr.	The Madeira Island, Portugal (Quinta Lombos)
3	Brooke Walker	G	5-9	Fr.	Andover, Kan. (Andover HS)
5	Gianna Kneepkens	G	6-0	Jr.	Duluth, Minn. (Duluth Marshall HS)
6	Kylie Ray	G	5-8	Fr.	La Crescenta, Calif. (Crescenta Valley HS)
10	Grace Foster	G	5-10	Fr.	Perth, Australia (Santa Maria College)
12	Chyra Evans	F	6-3	Jr.	Newcastle, Australia (Michigan)
15	Alyssa Blanck	F	6-2	So.	Salt Lake City, Utah (BYU)
20	Reese Ross	F	6-1	So.	Rapid City, S.D. (St. Thomas More HS)
21	Mayè Tourè	F	6-3	Gr.	Athis-Mons, France (Rhode Island)
22	Jenna Johnson	F	6-2	Sr.	Medina, Minn. (Wayzata HS)
23	Matyson Wilke	G	5-10	Jr.	Beaver Dam, Wis. (Wisconsin)
24	Kennady McQueen	G	5-10	Sr.	Henefer, Utah (North Summit HS)
25	Néné Sow	C	6-8	Sr.	Brussels, Belgium (Northeastern Oklahoma)
44	Samantha Crispe	F	6-2	Jr.	Castle Pines, Colo. (Boston University)

ROSTER BREAKDOWN

By State/Country:

Australia (2)..... Chyra Evans, Grace Foster
 Belgium (1).....Néné Sow
 California (1)..... Kylie Ray
 Colorado (1)Samantha Crispe
 France (1)..... Mayè Tourè
 Kansas (1)..... Brooke Walker
 Minnesota (2).....Jenna Johnson,
 Gianna Kneepkens
 Portugal (1)..... Inês Vieira
 South Dakota (1).....Reese Ross
 Utah (2).....Kennady McQueen, Alyssa Blanck
 Wisconsin (1)..... Matyson Wilke

By Position:

Guard (7).....Gianna Kneepkens,
 Kennady McQueen, Brooke Walker, Inês Vieira,
 Grace Foster, Matyson Wilke, Kylie Ray
 Forward (6).....
 Alyssa Blanck, Samantha Crispe, Chyra Evans,
 Mayè Tourè, Jenna Johnson, Reese Ross
 Center (1).....Néné Sow

By Year:

Graduates (1) Mayè Tourè
 Seniors (4)..... Jenna Johnson, Kennady
 McQueen, Néné Sow, Inês Vieira
 Juniors (4)..... Gianna Kneepkens, , Samantha
 Crispe, Matyson Wilke, Chyra Evans
 Sophomores (2)..... Alyssa Blanck, Reese Ross
 Freshman (3) Grace Foster, Brooke Walker,
 Kylie Ray



#2 Inês Vieira
G • 5-6 • Sr.
The Madeira Island, Portugal



#3 Brooke Walker
G • 5-9 • Fr.
Andover, Kan.



#5 Gianna Kneepkens
G • 6-0 • Jr.
Duluth, Minn.



#6 Kylie Ray
G • 5-8 • Fr.
La Crescenta, Calif.



#10 Grace Foster
G • 5-10 • Fr.
Perth, Australia



#12 Chyra Evans
F • 6-3 • Jr.
Newcastle, Australia



#15 Alyssa Blanck
F • 6-2 • R-So.
Salt Lake City, Utah



#20 Reese Ross
F • 6-1 • So.
Rapid City, S.D.



#21 Mayé Touré
F • 6-3 • Gr.
Athis-Mons, France



#22 Jenna Johnson
F • 6-2 • Sr.
Medina, Minn.



#23 Matyson Wilke
G • 5-10 • Jr.
Beaver Dam, Wis.



#24 Kennady McQueen
G • 5-10 • Sr.
Henefer, Utah



#25 Néné Sow
C • 6-8 • Sr.
Brussels, Belgium



#44 Samantha Crispe
F • 6-2 • Jr.
Castle Pines, Colo.

PRONUNCIATION GUIDE

Gianna Kneepkensjee-AWN-uh NEEP-kens
Ines Vieira.....ee-NESH vee-AY-duh
Chyra EvansKY-ruh
Maye ToureMy-YAY Tour-RAY
Matyson Wilke..... mad-eh-son Wil-KEY
Nene Sow Nay-Nay S-ew
Alyssa Blanckbl-AY-nk
Samantha Crispe CRISP (e is silent)

NEW ERA // SAME LEGACY

COACHES



U T A H W O M E N ' S B A S K E T B A L L



HEAD COACH LYNNE ROBERTS
 2023 Pac-12 Coach of the Year
 Record at Utah: 162-115 (10th Season)
 Career Record: 383-290
 Alma Mater: Seattle Pacific
 (bachelor's degree in history in 1997; Master's in administration in 2000)



Since stepping foot on the University of Utah campus in 2015, head coach Lynne Roberts has had the same attitude toward the women's basketball program - there is no room for complacency.

- Robert's recorded her most successful season at the helm of the Utes to date in the 2022-23 season. She led Utah to a Pac-12 regular season co-title and a Sweet 16 appearance. She was named the Pac-12 Coach of the Year and was a top four finalist for the Naismith Trophy Coach of the Year. She led Utah to a 27-5 overall record and a 15-3 record in Pac-12 action. She had one player (Alissa Pili) named to three different All-American lists as well as Pac-12 Player of the Year.
- In Roberts' first nine years in Salt Lake City, the Utes appeared in the postseason five times and have had six 18+ win seasons, including four 20-win seasons. The 20-win season in 2018-19 was Utah's first since the 2012-13 season. The Utes won 21 games in 2021-22 under Roberts and advanced to the NCAA Tournament--Utah's first appearance since 2011. Utah's 27 wins in 2022-23 ties for second most wins in a single season in school history.
- Following the 2023-24 season Roberts received a contract extension through 2030. The Redding, Calif., native is in her 23rd season as a head coach in 2024-25 and spent nine seasons at Pacific and four years at Chico State.
- Led Utah to the highest AP Rankings in school history as the Utes breached the top five twice during the 2022-23 season and achieved the highest ranking in school history at No. 3.
- In her first nine seasons at Utah, she saw 10 athletes join the 1,000-point club, including Alissa Pili, who did it in just 48 games, becoming the fourth player in program history to achieve the feat. She has watched six school records fall and has coached multiple athletes to top-10 all-time rankings in program and Pac-12 history, including seeing the Utes break the school record for three-pointers made in 2018-19 (239), 2019-20 (253), 2021-22 (312) and 2023-24 (348).
- During her time at Utah, the Utes have had 21 All-Pac-12 selections and 27 Pac-12 All-Academic selections, adding in Utah's first player of the year award in 2019 after winning Pac-12 Freshman of the Year. The Utes earned their second Pac-12 Freshman of the Year honors in 2022. She coached Utah to its first ever Player of the Year in 2023 in Alissa Pili. In her career, she has helped 45 total athletes to all-conference selections as a head coach.
- During the 2022-23 made it's third appearance in the Sweet 16. She's coached the Utes to three consecutive NCAA Tournament first round wins the only time to happen in school history.
- Roberts collected her 150th win at Utah on Jan. 14, 2024 with a 93-56 victory over California.
- Roberts has had her two players drafted into the WNBA with Alissa Pili going as the eighth overall pick to the Minnesota Lynx in 2024 and Megan Huff was chosen in the third round to the New York Liberty.

YEAR-BY-YEAR RECORD

Year	School	Overall	Conf.	Postseason	Year	School	Overall	Conf.	Postseason
2002-03	Chico State	17-10	15-7	NCAA 1st Round	2013-14	Pacific	18-13	12-6	WNIT 1st Round
2003-04	Chico State	17-11	13-9	NCAA 1st Round	2014-15	Pacific	21-10	13-3	WNIT 1st Round
2004-05	Chico State	24-6	16-4	NCAA Regional Final	2015-16	Utah	18-15	8-10	WNIT 3rd Round
2005-06	Chico State	28-4	18-2	NCAA Semifinal	2016-17	Utah	16-15	5-13	WNIT 1st Round
2006-07	Pacific	8-22	2-12	--	2017-18	Utah	18-14	8-10	WNIT 2nd Round
2007-08	Pacific	14-16	9-7	--	2018-19	Utah	20-10	9-9	--
2008-09	Pacific	14-16	8-8	--	2019-20	Utah	14-17	6-12	--
2009-10	Pacific	6-23	4-12	--	2020-21	Utah	5-16	4-15	--
2010-11	Pacific	9-22	5-11	--	2021-22	Utah	21-12	8-7	NCAA 2nd Round
2011-12	Pacific	18-14	9-7	WNIT 2nd Round	2022-23	Utah	27-5	15-3	Sweet 16
2012-13	Pacific	27-8	14-4	WNIT 3rd Round	2023-24	Utah	23-11	11-7	NCAA 2nd Round
Totals:							383-290	212-178	

RECORD vs. OPPONENTS (WHILE AT UTAH)

Alabama.....	2-1	Gardner-Webb.....	1-0	Northwestern.....	0-0	Texas Southern.....	1-0
Alaska Anchorage.....	1-0	George Mason.....	1-0	Oklahoma.....	1-2	Texas Tech.....	0-0
Arizona.....	5-8	Gonzaga.....	1-2	Oklahoma State.....	0-0	UC Davis.....	1-1
Arizona State.....	7-7	Hawaii.....	2-0	Oral Roberts.....	2-0	UCLA.....	3-12
Arkansas.....	1-0	Houston.....	0-0	Oregon.....	4-13	UC Riverside.....	2-0
Baylor.....	0-1	Idaho.....	1-0	Oregon State.....	3-11	UNLV.....	1-0
Boston College.....	0-1	Idaho State.....	1-0	Pepperdine.....	1-0	USC.....	7-9
BYU.....	5-3	Incarnate Word.....	1-0	Providence.....	0-1	UT Arlington.....	1-0
California.....	12-3	Iowa State.....	0-0	Princeton.....	1-0	Utah State.....	3-0
Carroll College.....	1-0	Kansas.....	0-0	Purdue.....	1-0	Utah Valley.....	4-0
Central Florida.....	0-0	Kansas State.....	0-1	Saint Mary's.....	3-0	UTSA.....	1-0
Charlotte.....	1-0	Lamar.....	1-0	Saint Joseph's.....	1-0	Washington.....	12-6
Cincinnati.....	1-1	Lipscomb.....	1-0	Seattle U.....	1-0	Washington State.....	14-5
Colorado.....	10-8	Long Beach State.....	1-0	South Carolina.....	0-1	Weber State.....	6-0
Creighton.....	1-0	LSU.....	0-1	South Carolina State.....	1-0	West Virginia.....	0-0
Cal State Fullerton.....	1-0	McNeese State.....	0-0	South Dakota.....	1-1	Xavier.....	1-1
CSUN.....	1-0	Merrimack.....	1-0	South Dakota State.....	1-0		
Eastern Illinois.....	1-0	Mississippi.....	1-0	Southeastern Louisiana.....	1-0	Total.....	162-115
Eastern Kentucky.....	1-0	Mississippi Valley State.....	2-0	Southern Utah.....	3-0	<i>Bold Indicates 2024-25 Opponent</i>	
Eastern Washington.....	2-0	Montana State.....	3-0	Stanford.....	2-14		
Florida.....	1-0	Nevada.....	4-0	TCU.....	0-0		
Fresno State.....	2-0	Northern Arizona.....	1-0	Texas.....	0-1		



GAVIN PETERSEN



**ASSOCIATE HEAD COACH
10TH SEASON**

ALMA MATER: HAWAII PACIFIC '99

Gavin Petersen, a 21-year veteran of NCAA Division I coaching, enters his tenth season at Utah and his fifth season as the associate head coach. He primarily works with the post players while also coordinating Utah's defense.

JORDAN MACINTYRE



**ASSISTANT COACH
THIRD SEASON**

ALMA MATER: MONTANA '14

Jordan MacIntyre enters her third season as an assistant coach and recruiting coordinator for the Utah women's basketball program.

MORGAN BAILEY



**ASSISTANT COACH
FIRST SEASON**

Alma Mater: BYU '15

Morgan Bailey will enter her first season with the Utah Women's Basketball program as an assistant coach after spending the previous two seasons at BYU.

DASIA YOUNG



**ON FLOOR ASSISTANT COACH
FIRST SEASON**

Alma Mater: Utah '23

Dasia Young will enter her first season with the Utah Women's Basketball program as an assistant coach after finishing out her collegiate career as a student-athlete for Utah.

KENDALL RODRIGUEZ



**DIRECTOR OF ADMIN & OPERATIONS
10TH SEASON**

Alma Mater: Pacific '13

Kendall Rodriguez is starting her 10th year overall with the Utah women's basketball team and her fourth season as the Director of Operations and Administration.

JOEY TREESH



**DIRECTOR OF VIDEO & ANALYTICS
THIRD SEASON**

Alma Mater: Indiana '15

Joey Treesh enters his third season as the Director of Video and Analytics for the Utah women's basketball program.

LINDSAY KIRSCHMAN




**DIRECTOR OF SPORTS PERFORMANCE
THIRD SEASON**

Alma Mater: Washington '16

Lindsay Kirschman is set to enter her third season as the Director of Sports Performance for Women's Basketball in 204-25.

NEW ERA // SAME LEGACY

2023-24 Season Review



2023-24

SCHEDULE/RESULTS

(23-11, 11-7 Pac-12)

10/18	Colorado State-Pueblo%	W 96-44]
10/30	Northwest Nazarene%	W, 125-38]
11/6	Mississippi Valley St.	W, 104-45
11/9	South Carolina State	W, 108-48
11/14	at #21 Baylor	L, 84-77
11/18	at Alaska Anchorage	W, 101-57
11/19	EKU #	W, 117-72
11/24	Merrimack	W, 98-34
11/28	Carroll College	W, 100-44
12/2	BYU	W, 87-68
12/7	at Saint Joseph's	W, 74-48
12/10	#1 South Carolina \$	L, 78-69
12/16	at Southern Utah	W, 96-60
12/21	Weber State	W, 89-36
12/30	at #8 Colorado*	L, 76-65
1/5	at Arizona State*	W, 58-41
1/7	at Arizona*	L, 71-70 (OT)
1/12	#8 Stanford*	L, 66-64
1/14	California*	W, 93-56
1/19	#6 USC*	W, 78-58
1/22	#2 UCLA*	W, 91-84 (OT)
1/26	at Oregon*	W, 58-48
1/28	at #25 Oregon State*	L, 91-66
2/2	at Washington*	W, 83-65
2/4	at Washington State*	W, 73-61
2/9	#17 Oregon State*	L, 58-44
2/11	Oregon*	W, 70-48
2/16	#8 Colorado*	W, 77-76
2/22	at #12 UCLA *	L, 82-52
2/25	at #7 USC *	W, 74-68
2/29	Washington State*	W, 82-67
3/2	Washington*	L, 67-42
3/6	No. 11 Arizona State**	W, 71-60
3/7	No. 3 UCLA**	L, 67-54
3/23	No. 12 S. Dakota St. &	W, 68-54
3/25	No. 4 Gonzaga &	L, 77-66

% Exhibition contest

Great Alaska Shootout, Anchorage, Alaska

\$ Basketball Hall of Fame Showcase, Uncasville, Conn.

* Pac-12 contest

** Pac-12 Tournament, Las Vegas, NV

& NCAA Tournament, First and Second Rounds, Spokane, WA

PAC-12 STANDINGS

Team	Pac-12	Overall
#1 Stanford	15-3	30-6
#2 USC	13-5	29-6
#3 UCLA	13-5	27-7
#4 Oregon State	12-6	27-8
#5 Colorado	11-7	24-10
#6 Utah	11-7	23-11
#7 Arizona	8-10	18-16
#8 Washington St.	7-11	21-15
#9 California	7-11	19-15
#10 Washington	6-12	16-15
#11 Arizona State	3-15	11-20
#12 Oregon	2-16	11-21

NCAA / PAC-12 RANKINGS

Category	NCAA	Pac-12	Value
Assist-to-Turnover Ratio	11th	2nd	1.40
Assists Per Game	1st	19.9	71st
Blocks Per Game	256th	11th	2.4
Field Goal Percentage	12th	1st	47.6%
Field Goal Percentage Defense	229th	9th	41.2%
Fouls Per Game	60th	6th	14.9
Free Throw Attempts Per Game	305th	11th	13.24
Free Throw Percentage	81st	7th	74.4%
Free Throws Made Per Game	289th	11th	9.85
Rebound Margin	27th	4th	7.0
Rebounds Per Game	123rd	6th	37.64
Scoring Defense	107th	5th	61.5
Scoring Margin	17th	3rd	16.2
Scoring Offense	22nd	2nd	77.7
Steals Per Game	130th	4rd	8.1
Three-Point Field Goal Percentage	18th	1st	36.4%
Three-Point Field Goal Defense	278th	9th	32.9%
Three-Point Field Goals Per Game	4th	1st	10.3
Turnover Margin	104th	5th	1.70
Turnovers Forced Per Game	179th	4th	15.61
Turnovers Per Game	75th	8th	13.9
Won-Lost Percentage	68th	6th	69.7%

GAME-BY-GAME STARTERS

Game						Pts/Total
11/6 Mississippi Valley St.	Palmer	McQueen	Kneepkens	Johnson	Pili	69/104
11/9 South Carolina St.	Palmer	McQueen	Kneepkens	Johnson	Pili	67/108
11/14 Baylor	Palmer	McQueen	Kneepkens	Johnson	Pili	61/77
11/18 Alaska Anchorage	Vieira	McQueen	Kneepkens	Johnson	Pili	64/101
11/19 Eastern Kentucky	Vieira	McQueen	Kneepkens	Johnson	Pili	90/117
11/24 Merrimack	Vieira	McQueen	Kneepkens	Johnson	Pili	64/98
11/28 Carroll College	Vieira	McQueen	Kneepkens	Johnson	Pili	69/100
12/2 BYU	Vieira	McQueen	Kneepkens	Johnson	Pili	76/87
12/7 Saint Joseph's	Vieira	McQueen	Young	Johnson	Pili	58/74
12/10 #1 South Carolina	Vieira	McQueen	Young	Johnson	Pili	67/69
12/17 Southern Utah	Vieira	McQueen	Young	Johnson	Pili	62/96
12/21 Weber State	Vieira	McQueen	Young	Johnson	Pili	64/89
12/30 Colorado	Vieira	McQueen	Young	Johnson	Pili	53/65
1/5 Arizona State	Vieira	McQueen	Young	Johnson	Pili	41/58
1/7 Arizona	Vieira	McQueen	Young	Johnson	Pili	65/70
1/12 Stanford	Vieira	McQueen	Young	Johnson	Pili	51/64
1/14 California	Vieira	McQueen	Young	Johnson	Pili	76/93
1/19 USC	Vieira	McQueen	Young	Johnson	Pili	62/78
1/22 UCLA	Vieira	McQueen	Young	Johnson	Pili	70/94
1/26 Oregon	Vieira	McQueen	Young	Johnson	Pili	46/58
1/28 Oregon State	Vieira	McQueen	Young	Johnson	Pili	48/66
2/2 Washington	Vieira	McQueen	Wilke	Johnson	Pili	77/83
2/4 Washington St.	Vieira	McQueen	Wilke	Johnson	Pili	59/73
2/9 Oregon State	Vieira	McQueen	Wilke	Johnson	Pili	48/66
2/11 Oregon	Vieira	McQueen	Wilke	Johnson	Pili	59/70
2/16 Colorado	Vieira	McQueen	Wilke	Johnson	Pili	64/77
2/22 UCLA	Vieira	McQueen	Wilke	Johnson	Pili	39/52
2/25 USC	Vieira	McQueen	Wilke	Johnson	Pili	59/74
2/29 Washington St.	Vieira	McQueen	Wilke	Johnson	Pili	61/82
3/2 Washington	Vieira	McQueen	Wilke	Johnson	Pili	43/47
3/6 Arizona State	Vieira	McQueen	Wilke	Johnson	Pili	65/71
3/7 UCLA	Vieira	McQueen	Wilke	Johnson	Pili	53/57
3/23 South Dakota State	Vieira	McQueen	Wilke	Johnson	Pili	64/68
3/25 Gonzaga	Vieira	McQueen	Wilke	Johnson	Pili	55/66

UTES BY THE NUMBERS

Led the team in Scoring (+Ties)2023-24	Career
Alissa Pili	25
Gianna Kneepkens	1
Jenna Johnson	1
Kennady McQueen	4
Dasia Young	0
Isabel Palmer	1
Inês Vieira	1
Maty Wilke	1

Led the team in Rebounds (+Ties)2023-24	Career
Jenna Johnson	12
Kennady McQueen	5
Alissa Pili	9
Isabel Palmer	0
Gianna Kneepkens	2
Inês Vieira	3
Dasia Young	2
Reese Ross	4
Maty Wilke	1

Led the team in Assists (+Ties)2023-24	Career
Inês Vieira	22
Jenna Johnson	2
Kennady McQueen	8
Issy Palmer	1
Alissa Pili	3
Dasia Young	1
Gianna Kneepkens	1
Maty Wilke	1

Led the team in Steals (+Ties)2023-24	Career
Dasia Young	1
Kennady McQueen	6
Jenna Johnson	1
Gianna Kneepkens	4
Alissa Pili	7
Inês Vieira	20
Isabel Palmer	0
Lani White	3
Maty Wilke	7

Led the team in Blocks (+Ties)2023-24	Career
Gianna Kneepkens	0
Jenna Johnson	4
Alissa Pili	15
Kennady McQueen	3
Dasia Young	3
Isabel Palmer	0
Reese Ross	4
Maty Wilke	3
Samantha Crispe	3
Alyssa Blanck	1
Nene Sow	2
Lani White	3

Double Doubles	2023-24	Career
Jenna Johnson	2	6
Kennady McQueen	0	1

Gianna Kneepkens	2	2
Alissa Pili	5	6
Reese Ross	2	2

Double Digit Scoring	2023-24	Career
Alissa Pili	32	59
Gianna Kneepkens	7	49
Jenna Johnson	12	46
Kennady McQueen	17	43
Dasia Young	10	23
Inês Vieira	10	13
Isabel Palmer	3	14
Lani White	3	5
Reese Ross	5	5
Maty Wilke	12	12

Double Digit Rebounding	2023-24	Career
Dasia Young	0	1
Jenna Johnson	5	10
Kennady McQueen	0	1
Gianna Kneepkens	0	2
Alissa Pili	6	8
Reese Ross	3	3

Double Figure Assists	2022-23	Career
Ines Viera	4	4

POINT PRODUCTION BREAKDOWN

Opponent	Starters	Reserves	Seniors	Juniors	Sophomores	Freshmen	Total
Mississippi Valley State (11/6/23)	69	35	38	37	23	6	104
South Carolina State (11/9/23)	67	41	45	33	19	11	108
at #21 Baylor (11/14/23)	61	16	39	36	2	0	77
vs. Alaska Anchorage (11/18/23)	64	37	18	50	13	20	101
vs. Eastern Kentucky (11/24/23)	90	27	28	62	13	12	117
Merrimack (11/24/23)	64	34	30	42	16	10	98
Carroll College (11/28/23)	69	31	27	54	3	18	100
BYU (12/2/23)	76	11	29	53	0	5	87
at Saint Joseph's (12/7/23)	58	16	33	25	11	5	74
vs. #1 South Carolina (12/10/23)	67	2	49	16	0	2	69
Southern Utah (12/16/23)	62	34	35	29	25	7	96
Weber State (12/21/23)	64	25	29	37	15	8	89
at #8 Colorado (12/30/23)	53	12	34	19	12	0	65
at Arizona State (1/5/24)	41	17	12	29	11	6	58
at Arizona (1/7/24)	65	5	30	35	5	0	70
#8 Stanford (1/12/24)	893	13	22	29	13	0	64
California (1/14/24)	76	17	29	47	13	4	93
#6 USC (1/19/24)	62	16	45	21	12	0	78
#2 UCLA (1/22/24)	70	24	34	38	16	6	94
at Oregon (1/26/24)	46	12	21	25	12	0	58
at #25 Oregon State (1/28/24)	48	18	40	10	11	3	66
at Washington (2/2/23)	77	6	36	36	11	0	83
at Washington State (2/4/24)	59	14	29	36	8	0	73
Oregon State (2/9/24)	48	18	12	23	9	0	66
Oregon (2/11/24)	59	11	19	26	25	0	70
Colorado (2/16/24)	64	14	31	38	8	0	77
UCLA (2/22/24)	39	13	25	17	8	2	52
USC (2/25/24)	59	15	36	25	13	0	74
Washington State (2/29/24)	61	21	31	37	14	0	82
Washington (3/2/24)	43	4	9	21	17	0	47
Arizona State (3/6/24)	66	5	20	36	13	2	71
UCLA (3/7/24)	53	57	19	27	11	0	57
South Dakota St. (3/23/24)	64	4	30	31	7	0	64
Gonzaga (3/25/24)	55	11	46	17	5	0	66
Totals	2,045	549	842	885	334	121	2,395

COMBINED SEASON STATS

Game Records

Record	Overall	Home	Away	Neutral
ALL GAMES	23-11	12-3	8-6	3-2
CONFERENCE	11-7	6-3	5-4	0-0
NON-CONFERENCE	12-4	6-0	3-2	3-2

Score by Periods

Team	1st	2nd	3rd	4th	OT	TOT
Utah	684	601	699	619	27	2630
Opponents	495	514	570	513	15	2107

Team Box Score

No.	Player				Total			3-Point		F-Throw		Rebounds										
		GP-GS	MIN	AVG	FG-FGA	FG%	3FG-3FGA	3FG%	FT-FTA	FT%	OFF	DEF	TOT	AVG	PF	DQ	A	TO	BLK	STL	PTS	AVG
35	PILI, Alissa	34-34	971:03	28.6	269-489	.550	57-141	.404	132-161	.820	47	176	223	6.6	70	0	82	67	28	32	727	21.4
5	KNEEPKENS, Gianna	8-8	201:12	25.2	50-79	.633	27-50	.540	15-19	.789	7	37	44	5.5	13	0	31	18	2	16	142	17.8
24	MCQUEEN, Kennady	34-34	1025:19	30.2	133-274	.485	67-173	.387	30-35	.857	19	123	142	4.2	41	0	105	51	5	31	363	10.7
22	JOHNSON, Jenna	34-34	994:39	29.3	118-235	.502	37-98	.378	29-43	.674	50	140	190	5.6	54	1	69	45	9	14	302	8.9
2	VIEIRA, Ines	34-31	1124:56	33.1	103-244	.422	35-110	.318	34-51	.667	41	81	122	3.6	75	2	200	82	2	79	275	8.1
34	YOUNG, Dasia	27-13	614:22	22.8	78-189	.413	27-90	.300	28-48	.583	30	63	93	3.4	71	2	36	45	8	18	211	7.8
23	WILKE, Maty	34-13	747:13	22.0	92-236	.390	54-148	.365	24-30	.800	27	50	77	2.3	55	0	61	42	5	50	262	7.7
1	PALMER, Isabel	12-3	190:30	15.9	29-66	.439	13-39	.333	1-2	.500	5	13	18	1.5	16	0	25	14	1	5	72	6.0
20	ROSS, Reese	31-0	351:32	11.3	46-90	.511	15-37	.405	18-25	.720	39	76	115	3.7	52	0	21	45	8	9	125	4.0
3	WHITE, Lani	34-0	362:05	10.6	30-90	.333	14-62	.226	10-15	.667	12	49	61	1.8	27	0	21	19	6	14	84	2.5
44	CRISPE, Sam	27-0	209:15	7.7	18-46	.391	1-11	.091	12-15	.800	12	20	32	1.2	30	1	8	13	5	5	49	1.8
25	SOW, Nene	11-0	39:23	3.6	6-12	.500	0-0	.000	1-2	.500	4	3	7	0.6	2	0	1	3	2	0	13	1.2
15	BLANCK, Alyssa	8-0	18:30	2.3	2-9	.222	1-7	.143	0-0	.000	0	3	3	0.4	2	0	0	1	1	1	5	0.6
Team											71	75	146				25					
Total		34	6850		974-2059	.473	348-966	.360	334-446	.749	364	909	1273	37.4	508	6	660	470	82	274	2630	77.4
Opponents		34	6850		807-1950	.414	199-590	.337	294-416	.707	278	769	1047	30.8	540	9	453	526	129	247	2107	62.0

Team Statistics

	UTAH	OPP
Scoring	2630	2107
Points per game	77.4	62.0
Scoring margin	+15.4	-
Field goals-att	974-2059	807-1950
Field goal pct	.473	.414
3 point fg-att	348-966	199-590
3-point FG pct	.360	.337
3-pt FG made per game	10.2	5.9
Free throws-att	334-446	294-416
Free throw pct	.749	.707
F-Throws made per game	9.8	8.6
Rebounds	1273	1047
Rebounds per game	37.4	30.8
Rebounding margin	+6.6	-
Assists	660	453
Assists per game	19.4	13.3
Turnovers	470	526
Turnovers per game	13.8	15.5
Turnover margin	+1.6	-
Assist/turnover ratio	1.4	0.9
Steals	274	247
Steals per game	8.1	7.3
Blocks	82	129
Blocks per game	2.4	3.8
Winning streak	0	-
Home win streak	0	-
Attendance	78140	60461
Home games-Avg/Game	15-5209	14-4319
Neutral site-Avg/Game	-	5-5206

Team Results

Date	Opponent		Score	Att.
11/06/2023	Mississippi Val.	W	104-45	3830
11/09/2023	South Carolina St.	W	108-48	3935
11/14/2023	at Baylor	L	77-84	4808
11/18/2023	at Alas. Anchorage	W	101-57	3711
11/19/2023	vs Eastern Ky.	W	117-72	2329
11/24/2023	Merrimack	W	98-34	4375
11/28/2023	Carroll (MT)	W	100-44	6717
12/02/2023	BYU	W	87-68	6182
12/07/2023	at Saint Joseph's	W	74-48	646
12/10/2023	vs South Carolina	L	69-78	8428
12/16/2023	at Southern Utah	W	96-60	715
12/21/2023	Weber St.	W	89-36	4442
12/30/2023	at Colorado	L	65-76	7383
01/05/2024	at Arizona St.	W	58-41	1871
01/07/2024	at Arizona	Lot	70-71	7385
01/12/2024	Stanford	L	64-66	5608
01/14/2024	California	W	93-56	4520
01/19/2024	Southern California	W	78-58	5561
01/22/2024	UCLA	Wot	94-81	5261
01/26/2024	at Oregon	W	58-48	6965
01/28/2024	at Oregon St.	L	66-91	5024
02/02/2024	at Washington	W	83-65	3413
02/04/2024	at Washington St.	W	73-61	1700
02/09/2024	Oregon St.	L	44-58	6288
02/11/2024	Oregon	W	70-48	4762
02/16/2024	Colorado	W	77-76	5999
02/22/2024	at UCLA	L	52-82	3711
02/25/2024	at Southern California	W	74-68	7129
02/29/2024	Washington St.	W	82-67	4691
03/02/2024	Washington	L	47-62	5969
03/06/2024	vs Arizona St.	W	71-60	4372
03/07/2024	vs UCLA	L	57-67	4901
03/23/2024	vs South Dakota St.	W	68-54	6000
03/25/2024	at Gonzaga	L	66-77	6000

CONFERENCE ONLY STATS

Game Records

Record	Overall	Home	Away	Neutral
ALL GAMES	11-7	6-3	5-4	0-0
CONFERENCE	11-7	6-3	5-4	0-0
NON-CONFERENCE	0-0	0-0	0-0	0-0

Score by Periods

Team	1st	2nd	3rd	4th	OT	TOT
Utah	316	277	342	286	27	1248
Opponents	262	285	326	287	15	1175

Team Box Score

No.	Player	Total			3-Point			F-Throw		Rebounds				Other Stats								
		GP-GS	MIN	AVG	FG-FGA	FG%	3FG-3FGA	3FG%	FT-FTA	FT%	OFF	DEF	TOT	AVG	PF	DQ	A	TO	BLK	STL	PTS	AVG
35	PILI, Alissa	18-18	539:27	30.0	124-267	.464	22-74	.297	75-90	.833	25	103	128	7.1	41	0	40	39	10	15	345	19.2
24	MCQUEEN, Kennady	18-18	574:41	31.9	71-149	.477	31-88	.352	18-20	.900	9	78	87	4.8	25	0	57	35	3	15	191	10.6
23	WILKE, Maty	18-9	429:51	23.9	59-137	.431	37-87	.425	14-18	.778	13	27	40	2.2	28	0	24	25	1	25	169	9.4
22	JOHNSON, Jenna	18-18	557:40	31.0	66-128	.516	23-54	.426	12-18	.667	23	62	85	4.7	28	0	31	27	5	8	167	9.3
34	YOUNG, Dasia	14-9	361:04	25.8	44-106	.415	17-50	.340	15-27	.556	18	34	52	3.7	35	1	19	25	5	8	120	8.6
2	VIEIRA, Ines	18-18	636:09	35.3	59-143	.413	18-60	.300	18-26	.692	18	39	57	3.2	39	2	92	50	1	36	154	8.6
1	PALMER, Isabel	9-0	125:13	13.9	13-38	.342	4-23	.174	0-1	.000	3	6	9	1.0	12	0	9	9	1	2	30	3.3
3	WHITE, Lani	18-0	158:50	8.8	13-36	.361	3-21	.143	7-9	.778	4	24	28	1.6	13	0	9	9	4	8	36	2.0
20	ROSS, Reese	17-0	165:37	9.7	8-30	.267	1-14	.071	4-4	1.000	16	37	53	3.1	23	0	9	16	4	4	21	1.2
44	CRISPE, Sam	13-0	93:46	7.2	5-17	.294	0-6	.000	5-7	.714	3	10	13	1.0	12	0	6	3	3	2	15	1.2
25	SOW, Nene	2-0	07:41	3.8	0-2	.000	0-0	.000	0-0	.000	1	0	1	0.5	0	0	0	0	1	0	0	0.0
Team											42	41	83					15				
Total		18	3650		462-1053	.439	156-477	.327	168-220	.764	175	461	636	35.3	256	3	296	253	38	123	1248	69.3
Opponents		18	3650		453-1046	.433	111-314	.354	158-227	.696	153	439	592	32.9	272	4	254	250	84	152	1175	65.3

Team Statistics

	UTAH	OPP
Scoring	1248	1175
Points per game	69.3	65.3
Scoring margin	+4.1	-
Field goals-att	462-1053	453-1046
Field goal pct	.439	.433
3 point fg-att	156-477	111-314
3-point FG pct	.327	.354
3-pt FG made per game	8.7	6.2
Free throws-att	168-220	158-227
Free throw pct	.764	.696
F-Throws made per game	9.3	8.8
Rebounds	636	592
Rebounds per game	35.3	32.9
Rebounding margin	+2.4	-
Assists	296	254
Assists per game	16.4	14.1
Turnovers	253	250
Turnovers per game	14.1	13.9
Turnover margin	-0.2	-
Assist/turnover ratio	1.2	1.0
Steals	123	152
Steals per game	6.8	8.4
Blocks	38	84
Blocks per game	2.1	4.7
Winning streak	0	-
Home win streak	0	-
Attendance	48659	44581
Home games-Avg/Game	9-5407	9-4953
Neutral site-Avg/Game	-	0-0

Team Results

Date	Opponent	Score	Att.
12/30/2023	at Colorado	L 65-76	7383
01/05/2024	at Arizona St.	W 58-41	1871
01/07/2024	at Arizona	Lot 70-71	7385
01/12/2024	Stanford	L 64-66	5608
01/14/2024	California	W 93-56	4520
01/19/2024	Southern California	W 78-58	5561
01/22/2024	UCLA	Wot 94-81	5261
01/26/2024	at Oregon	W 58-48	6965
01/28/2024	at Oregon St.	L 66-91	5024
02/02/2024	at Washington	W 83-65	3413
02/04/2024	at Washington St.	W 73-61	1700
02/09/2024	Oregon St.	L 44-58	6288
02/11/2024	Oregon	W 70-48	4762
02/16/2024	Colorado	W 77-76	5999
02/22/2024	at UCLA	L 52-82	3711
02/25/2024	at Southern California	W 74-68	7129
02/29/2024	Washington St.	W 82-67	4691
03/02/2024	Washington	L 47-62	5969

NEW ERA // SAME LEGACY

OPPONENTS



U T A H W O M E N ' S B A S K E T B A L L

SERIES RECORDS

Air Force.....	33-0	Iowa State.....	4-0	Providence.....	0-1	Washington State.....	25-10
Akron.....	1-0	IPFW.....	1-0	Purchase College (SUNY).....	1-0	Wayland Baptist.....	0-1
Alabama.....	2-1	Jackson State.....	1-0	Purdue.....	1-1	Weber State.....	51-6
Alaska Anchorage.....	1-0	Jacksonville State.....	1-0	Queen's College.....	0-1	Western Carolina.....	1-0
Albertson.....	2-0	Kansas State.....	4-3	Rhode Island.....	1-0	Western Kentucky.....	2-4
Arizona.....	21-13	Lamar.....	1-0	Rice.....	3-2	Westminster.....	3-0
Arizona State.....	18-15	Lipscomb.....	1-0	Rick's College.....	1-0	Whitworth College.....	1-0
Arkansas.....	2-2	Long Beach State.....	5-2	Saint Joseph's.....	1-0	Wisconsin.....	1-1
Auburn.....	0-1	Louisiana State.....	0-1	Saint Mary's.....	9-0	Wyoming.....	59-10
Baylor.....	0-2	Louisiana Tech.....	1-1	Samford.....	1-0	Xavier.....	1-1
Belhaven.....	1-0	Louisville.....	0-3	San Diego.....	3-0	Yale.....	1-0
Boise State.....	12-1	Loyola Marymount.....	2-2	San Diego State.....	31-15	Total.....	1008-500
Boston College.....	1-1	Marist.....	0-1	San Francisco.....	6-2		
Bradley.....	1-1	Marquette.....	1-1	San Francisco State.....	1-0		
BYU.....	68-41	Maryland.....	0-2	San Jose State.....	5-2		
Butler.....	1-1	Merrimack.....	1-0	Santa Clara.....	6-1		
California.....	16-14	Metro State.....	1-0	Seattle U.....	1-0		
Cal Poly Pomona.....	4-6	Michigan.....	1-1	Simon Fraser.....	1-0		
Cal State Fullerton.....	2-1	Michigan State.....	1-1	SMU.....	7-4		
Cal State Northridge.....	1-0	Middle Tennessee State.....	2-0	South Alabama.....	0-1		
Carroll College (MT).....	1-0	Minnesota.....	2-0	South Carolina.....	0-1		
Central Missouri.....	0-1	Mississippi State.....	1-2	South Carolina State.....	1-0		
Charlotte.....	2-0	Mississippi Valley State.....	2-0	South Dakota.....	1-1		
Chicago State.....	1-0	Missouri State.....	0-2	South Dakota State.....	3-1		
Cincinnati.....	1-1	Montana.....	10-12	Southeast Missouri State.....	1-0		
Colorado.....	22-22	Montana State.....	11-0	Southeastern Louisiana.....	1-0		
Colorado State.....	59-15	Montana Tech.....	2-0	Southern California.....	11-18		
Creighton.....	8-6	Montclair State.....	0-2	Southern Connecticut.....	0-2		
Denver.....	2-0	Nebraska.....	3-2	Southern Mississippi.....	0-1		
DePaul.....	1-0	Nebraska-Omaha.....	3-0	Southern Oregon.....	1-0		
Detroit.....	1-0	Nevada.....	9-0	Southern Utah.....	15-1		
Drake.....	0-2	New Mexico.....	51-18	St. John's.....	0-2		
Drexel.....	0-1	New Mexico State.....	22-6	Stanford.....	2-32		
Duke.....	0-1	New Orleans.....	1-0	Stephen F. Austin.....	0-1		
Eastern Illinois.....	1-0	Norfolk State.....	1-0	TCU.....	10-9		
Eastern Kentucky.....	1-0	North Carolina State.....	1-0	Texas.....	1-2		
Eastern Michigan.....	2-0	North Dakota.....	0-1	Texas Southern.....	3-0		
Eastern Washington.....	10-1	Northern Arizona.....	8-0	Texas State.....	3-0		
Fairfield.....	2-0	Northern Colorado.....	7-0	Texas Tech.....	1-2		
Florida.....	1-1	Northern Illinois.....	1-2	Tulsa.....	2-0		
Fresno State.....	14-3	Northern Iowa.....	1-0	U.S. International.....	1-1		
Gardner-Webb.....	1-0	Northwestern.....	1-1	UC Davis.....	1-1		
George Mason.....	1-0	Northwestern State.....	1-0	UC Irvine.....	4-0		
Georgetown.....	1-1	Notre Dame.....	0-3	UCLA.....	6-21		
Gonzaga.....	5-5	Ohio State.....	0-1	UC Riverside.....	2-0		
Green Bay.....	1-1	Oklahoma.....	1-5	UC Santa Barbara.....	4-2		
Hartford.....	1-0	Ole Miss.....	2-4	UMKC.....	1-0		
Harvard.....	1-0	Oral Roberts.....	2-0	UNLV.....	32-14		
Hawaii.....	7-0	Oregon.....	13-24	UT Arlington.....	1-0		
Houston.....	1-1	Oregon State.....	10-23	UT San Antonio.....	1-0		
Houston Baptist.....	1-0	Pacific.....	3-1	Utah State.....	34-2		
Idaho.....	8-2	Penn State.....	0-1	Utah Valley.....	9-0		
Idaho State.....	30-1	Pepperdine.....	1-0	UTEP.....	28-2		
Illinois.....	0-2	Pittsburgh.....	0-2	Vanderbilt.....	1-2		
Illinois State.....	0-1	Portland.....	1-2	Villanova.....	1-0		
Incarnate Word.....	1-0	Portland State.....	4-0	Virginia.....	0-2		
Iowa.....	4-1	Princeton.....	1-0	Washington.....	20-16		



SERIES RECORDS

AIR FORCE (33-0)

Home: 13-0 | Away: 13-0 | Neutral: 7-0

1/22/98	W	97-54	H
2/21/98	W	100-39	A
2/5/00	W	85-49	A
3/4/00	W	92-42	H
3/8/00	W	65-29	N
2/3/01	W	59-29	A
3/1/01	W	80-33	H
3/7/01	W	53-50	N
1/17/02	W	67-39	A
2/16/02	W	71-53	H
2/6/03	W	68-39	H
3/8/03	W	67-42	A
3/12/03	W	83-46	N
1/22/04	W	82-42	H
2/21/04	W	73-65	A
1/20/05	W	97-47	A
2/19/05	W	74-45	H
3/9/05	W	63-42	N
1/18/06	W	90-45	H
2/18/06	W	79-53	A
3/8/06	W	67-47	N
1/20/07	W	80-59	H
2/22/07	W	60-52	A
1/9/08	W	60-50	A
2/9/08	W	71-52	H
1/14/09	W	68-43	H
2/14/09	W	57-32	A
1/23/10	W	67-47	A
2/24/10	W	73-48	H
3/9/10	W	63-40	N
1/5/11	W	77-40	H
2/5/11	W	55-40	A
3/9/11	W	70-55	N

AKRON (1-0)

Home: 0-0 | Away: 0-0 | Neutral: 1-0

11/23/07	W	71-60	N
----------	---	-------	---

ALABAMA (2-1)

Home: 1-0 | Away: 0-1 | Neutral: 1-0

11/13/17	L	65-60	A
11/13/18	W	72-62	H
11/21/22	W	93-86	N

ALASKA ANCHORAGE (1-0)

Home: 0-0 | Away: 1-0 | Neutral: 0-0

11/18/23	W	101-57	A
----------	---	--------	---

ALBERTSON (2-0)

Home: 2-0 | Away: 0-0 | Neutral: 0-0

11/25/98	W	80-48	H
11/20/01	W	93-45	H

ARIZONA (21-13)

Home: 10-4 | Away: 7-9 | Neutral: 4-0

1/17/75	L	46-36	A
3/8/75	W	76-69	N
2/28/76	W	60-49	H
2/19/77	W	77-48	A
1/19/78	W	78-61	H
1/27/79	W	100-69	A
12/20/83	W	79-63	N
12/10/85	L	83-63	A
12/2/86	W	75-68	H
11/24/90	W	91-74	N
26/05	W	66-63	A
12/9/06	W	66-60	H
1/19/12	W	65-60 (OT)	A
2/11/12	W	73-67	H
1/18/13	L	62-58	H
2/17/13	L	61-52	A
3/7/13	W	66-48	N
1/26/14	W	60-57	H
2/21/14	W	52-47	A
1/30/15	W	62-48	H
3/1/15	L	64-41	A
1/15/16	W	60-55	A
1/8/17	L	81-70	H
12/19/17	W	89-55	H
1/21/18	W	80-56	A
1/6/19	W	80-64	H
2/15/19	L	66-55	A
2/21/20	L	85-69	H
12/20/20	L	77-60	H
1/22/21	L	66-54	A
1/21/22	L	76-64	A
1/15/23	W	80-79	H
2/17/23	L	82-72	A
1/7/24	L	71-70 (OT)	A

ARIZONA STATE (18-15)

Home: 7-6 | Away: 9-8 | Neutral: 2-1

1/18/75	W	n/a	A
2/27/76	W	75-27	H
2/18/77	W	84-68	A
2/18/78	W	90-49	A
2/22/79	W	75-66	H
11/27/82	L	74-64	A
3/20/83	L	78-64	A
11/29/86	L	79-60	A
1/2/88	W	74-62	H
3/20/06	W	86-65	N
1/21/12	L	59-51	A
2/9/12	W	50-46	H
1/20/13	W	66-46	H
2/15/13	W	54-46	A
1/24/14	L	65-62	H
2/23/14	L	60-40	A
2/1/15	L	58-48	H
2/27/15	L	46-42	A
1/17/16	L	80-60	A
1/6/17	L	66-44	H
3/2/17	L	72-54	N
12/31/17	L	83-81	H
1/19/18	W	58-56	A
1/4/19	L	65-63	H
2/17/19	L	60-58	A
2/23/20	W	75-71	H
12/18/20	L	56-48	H
1/24/21	W	65-51	A
1/23/22	W	72-63	A
1/13/23	W	Forfeit	H
2/19/23	W	74-69	A
1/5/24	W	58-41	A
3/6/24	W	71-60	N

ARKANSAS (2-2)

Home: 0-1 | Away: 0-1 | Neutral: 2-0

12/21/97	W	73-64	N
12/4/10	L	65-54	H
11/20/11	L	57-56	A
3/18/22	W	92-69	N

AUBURN (0-1)

Home: 0-0 | Away: 0-0 | Neutral: 0-1

12/14/80	L	73-60	N
----------	---	-------	---

SERIES RECORDS

BAYLOR (0-2)

Home: 0-0 | Away: 0-1 | Neutral: 0-1

3/26/77	L	77-52	N
11/14/23	L	84-77	A

BELHAVEN (1-0)

Home: 0-0 | Away: 0-0 | Neutral: 1-0

12/15/78	W	72-66	N
----------	---	-------	---

BOISE STATE (12-1)

Home: 7-0 | Away: 5-1 | Neutral: 0-0

12/12/75	W	44-39	H
1/22/76	W	52-50	H
1/14/77	W	57-50	A
1/15/77	W	47-45	A
12/15/77	W	72-67	H
12/9/78	W	56-52	A
2/14/81	W	68-59	H
12/19/81	W	87-46	H
12/11/82	W	76-61	A
1/4/91	W	82-58	H
12/31/91	L	71-69	A
12/19/99	W	59-39	A
12/2/00	W	73-54	H

BOSTON COLLEGE (1-1)

Home: 0-0 | Away: 0-0 | Neutral: 1-1

3/25/06	W	57-54	N
11/27/15	L	76-51	N

BRADLEY (1-1)

Home: 1-0 | Away: 0-1 | Neutral: 0-0

11/29/97	W	86-42	H
11/14/98	L	58-57	A

BRIGHAM YOUNG (68-41)

Home: 34-13 | Away: 24-20 | Neutral: 10-8

1/25/75	W	54-52	H
1/9/76	W	65-46	H
1/17/76	W	64-50	A
1/7/77	W	64-52	A
2/26/77	W	74-65	H
1/6/78	W	63-52	H
2/4/78	L	65-62	A
3/11/78	L	60-58	N
1/16/79	W	77-76	N

2/9/79	L	61-56	H	3/6/96	W	81-61	N
3/10/79	L	80-79	N	1/10/97	W	64-53	H
11/29/79	L	85-65	N	2/6/97	W	70-58	A
1/12/80	L	74-66	A	3/5/97	W	58-54	N
2/9/80	W	71-68	H	1/10/98	W	63-46	H
3/8/80	L	94-75	A	2/4/98	L	70-64	A
1/3/81	W	98-75	A	3/4/98	L	66-58	N
1/31/81	W	94-77	H	1/9/99	L	57-53	A
2/24/81	L	80-77	A	2/6/99	W	53-51	H
12/16/81	W	89-88 (OT)	H	1/28/00	W	59-55	A
1/15/82	W	92-88	A	2/26/00	L	46-41	H
2/19/82	W	82-68	H	3/11/00	W	61-47	N
1/7/83	W	89-81	N	1/27/01	W	67-57	H
2/5/83	W	85-76	H	2/23/01	W	67-55	A
3/5/83	W	93-88	A	3/9/01	L	57-50	N
1/3/84	L	83-70	N	1/26/02	L	77-65	H
2/17/84	L	82-69	H	2/23/02	L	62-53	A
3/10/84	L	75-70	A	2/1/03	W	67-50	A
1/4/85	W	77-75	A	3/1/03	W	71-66	H
2/8/85	L	87-65	A	3/14/03	L	59-70	N
3/7/85	W	86-84	H	1/31/04	W	66-62	A
1/2/86	L	82-68	H	2/28/04	W	73-62	H
2/8/86	L	106-99	A	1/29/05	W	61-53	A
3/8/86	W	72-71	H	2/24/05	W	68-58	H
1/3/87	W	75-73	N	3/11/05	W	64-48	N
2/7/87	W	87-74	A	1/7/06	L	61-60	H
2/24/87	W	79-64	H	2/8/06	W	70-52	A
2/10/88	W	77-60	H	3/11/06	W	84-60	N
2/26/88	W	94-75	A	1/27/07	W	64-54	H
2/4/89	W	81-62	A	2/28/07	L	55-59	A
2/17/89	W	81-64	H	3/9/07	L	49-55	N
1/27/90	W	76-61	H	1/19/08	W	80-49	A
3/3/90	L	64-63	A	2/19/08	W	82-45	H
2/2/91	W	93-58	A	1/28/09	W	63-55	A
2/28/91	W	89-73	H	2/28/09	W	59-54	H
1/31/92	W	93-70	H	1/30/10	L	69-52	H
2/29/92	L	68-69	A	3/3/10	L	54-37	A
3/13/92	W	78-69	H	1/12/11	L	68-50	A
1/29/93	L	65-49	A	2/12/11	L	61-58	H
2/26/93	L	75-66	H	3/11/11	W	50-49	N
3/13/93	L	53-50	H	12/10/11	L	63-58	A
2/18/94	W	62-51	H	12/8/12	L	53-48	H
3/4/94	L	62-58	A	12/14/13	W	82-74 (2ot)	A
1/20/95	W	77-71 (OT)	A	12/13/14	L	60-56	H
3/3/95	W	78-45	H	12/12/15	L	73-59	A
3/8/95	W	71-62	N	12/10/16	W	77-60	H
1/19/96	W	72-42	H	12/9/17	L	77-68	A

SERIES RECORDS

11/29/19	W	77-73	A	12/14/79	L	73-59	A	2/25/78	W	81-70	A
12/4/21	L	85-80	H	11/28/80	L	83-82	H	3/1/79	W	97-83	H
12/10/22	W	76-59	A	12/4/81	L	58-51	A	3/9/79	W	82-79	N
12/2/23	W	87-68	H	11/24/82	W	71-69	H	12/10/80	L	83-49	A
BUTLER (1-1)				12/20/84	L	72-64 (OT)	A	2/13/81	W	84-75	H
Home: 0-0 Away: 0-0 Neutral: 1-1				11/29/85	W	89-78	H	3/7/81	L	75-61	N
11/18/01	W	77-54	N	1/14/88	L	66-54	A	11/28/81	L	77-63	A
11/29/13	L	66-54	N	12/15/89	W	103-70	H	1/23/82	W	65-62	H
CALIFORNIA (16-14)				CAL STATE FULLERTON (2-1)				11/26/82	L	61-46	A
Home: 7-5 Away: 7-7 Neutral: 2-2				Home: 2-0 Away: 0-1 Neutral: 0-0				12/5/83	W	88-60	H
12/2/78	W	93-62	H	12/21/84	L	68-58	A	1/7/89	L	61-79	A
3/17/79	W	83-76	N	12/30/85	W	66-63	H	1/4/90	W	58-46	H
12/17/79	W	79-75	A	12/10/21	W	100-45	H	12/7/91	L	69-45	N
3/23/84	L	73-64	N	CAL STATE NORTHRIDGE (1-0)				11/17/95	L	63-61 (OT)	A
12/22/86	L	76-64	A	Home: 1-0 Away: 0-0 Neutral: 0-0				12/31/11	L	58-52	H
11/26/88	W	91-60	H	12/3/15	W	97-56	H	2/18/12	W	61-56 (OT)	A
11/25/89	L	84-77	A	CARROLL COLLEGE (MT) (1-0)				3/7/12	L	55-41	N
12/12/92	L	74-59	H	Home: 1-0 Away: 0-0 Neutral: 0-0				1/8/13	L	67-57	A
3/23/10	L	64-54	A	11/28/23	W	100-44	H	1/13/13	L	56-43	H
1/15/12	L	63-56	H	CENTRAL MISSOURI (0-1)				1/29/14	W	58-55	H
2/23/12	L	60-46	A	Home: 0-0 Away: 0-0 Neutral: 0-1				2/2/14	L	61-45	A
1/4/13	L	55-50	H	12/16/78	L	81-60	N	1/14/15	L	77-72 (OT)	A
1/27/13	L	71-54	A	CHARLOTTE (2-0)				1/18/15	L	73-54	H
1/12/14	L	68-59	H	Home: 1-0 Away: 0-0 Neutral: 1-0				2/4/16	W	71-55	H
1/3/15	L	67-49	A	12/29/14	W	54-52	H	2/7/16	W	76-68	A
1/10/16	W	84-79	A	11/25/16	W	81-68	N	1/25/17	L	54-49	A
2/19/16	W	72-66	H	CHICAGO STATE (1-0)				1/28/17	W	58-53	H
3/3/16	L	66-63 (OT)	N	Home: 0-0 Away: 1-0 Neutral: 0-0				2/1/18	L	69-65	H
1/15/17	W	63-57	H	12/31/92	W	72-58	A	2/4/18	W	78-74	A
2/10/17	W	73-64	A	CINCINNATI (1-1)				3/1/18	L	66-56	N
2/11/18	L	84-73	A	Home: 1-0 Away: 0-1 Neutral: 0-0				12/30/18	W	76-61	A
1/25/19	W	87-74	H	11/5/19	L	68-62	A	1/18/19	W	78-59	H
1/24/20	W	71-62	A	11/19/21	W	78-45	H	12/29/19	L	80-70	H
2/16/20	L	88-74	H	COLORADO (22-22)				1/17/20	W	84-69	A
2/5/21	W	62-51	A	Home: 13-6 Away: 8-12 Neutral: 1-4				12/14/20	L	80-50	A
2/13/22	W	80-75 (OT)	A	2/14/75	W	68-48	H	1/28/22	L	66-62 (OT)	H
3/2/22	W	66-60	N	2/6/76	W	61-55	A	1/30/22	W	78-67	A
1/22/23	W	87-62	A	1/28/77	W	62-39	H	12/14/22	W	85-58	H
2/23/23	W	101-76	H	COLORADO STATE (59-15)				1/6/23	L	67-77	A
1/14/24	W	93-56	H	Home: 33-4 Away: 25-9 Neutral: 1-2				12/30/23	L	76-65	A
CAL POLY POMONA (4-6)				Home: 4-1 Away: 0-5 Neutral: 0-0				2/16/24	W	77-76	H
12/10/76	W	57-49	H	2/15/75	W	49-31	H	12/14/20	L	80-50	A
1/12/79	L	85-55	A	3/7/75	L	52-46	N	1/28/22	L	66-62 (OT)	H
				2/7/76	W	44-37	A	1/30/22	W	78-67	A
				1/28/77	W	83-46	H	12/14/22	W	85-58	H
				1/29/77	W	83-46	H	1/6/23	L	67-77	A

SERIES RECORDS

FAIRFIELD (2-0)

Home: 2-0 | Away: 0-0 | Neutral: 0-0

1/6/88	W	78-48	H
3/17/01	W	79-57	H

FLORIDA (1-1)

Home: 0-0 | Away: 0-0 | Neutral: 1-1

12/18/92	L	57-51	N
12/20/18	W	74-58	N

FRESNO STATE (14-3)

Home: 7-1 | Away: 6-2 | Neutral: 1-0

2/6/93	W	94-61	H
3/4/93	L	77-74 (OT)	A
1/15/94	L	75-68	A
2/24/94	W	77-46	H
1/14/95	W	72-51	H
2/23/95	W	71-42	A
3/10/95	W	75-49	N
1/11/96	W	64-50	A
2/24/96	W	69-47	H
1/24/99	W	76-50	A
2/20/99	W	60-58	H
12/7/02	W	64-57	H
11/29/03	W	66-53	A
11/13/06	L	55-61	H
12/1/07	W	82-58	A
12/19/15	W	78-63	H
11/15/16	W	65-55	A

GARDNER-WEBB (1-0)

Home: 1-0 | Away: 0-0 | Neutral: 0-0

3/17/23	W	103-77	H
---------	---	--------	---

GEORGE MASON (1-0)

Home: 1-0 | Away: 0-0 | Neutral: 0-0

11/20/15	W	74-62	H
----------	---	-------	---

GEORGETOWN (1-1)

Home: 1-0 | Away: 0-1 | Neutral: 0-0

11/22/04	W	64-53	H
12/30/06	L	57-60	A

GONZAGA (5-5)

Home: 3-0 | Away: 2-3 | Neutral: 0-2

12/8/95	W	89-59	A
---------	---	-------	---

12/4/03	W	88-64	H
12/29/04	L	66-60	A
12/10/05	W	81-54	H
11/10/06	L	45-57	A
11/29/08	L	60-55	N
3/21/16	W	92-77	A
11/26/21	L	89-71	N
3/25/24	L	77-66	A

GREEN BAY (1-1)

Home: 0-0 | Away: 0-0 | Neutral: 1-1

12/5/97	W	61-55	N
11/27/10	L	60-40	N

HARTFORD (1-0)

Home: 0-0 | Away: 0-0 | Neutral: 1-0

11/26/10	W	51-45	N
----------	---	-------	---

HARVARD (1-0)

Home: 0-0 | Away: 0-0 | Neutral: 1-0

12/19/92	W	60-49	N
----------	---	-------	---

HAWAII (7-0)

Home: 2-0 | Away: 4-0 | Neutral: 1-0

11/23/81	W	77-55	H
1/17/99	W	82-51	H
2/13/99	W	46-44	A
11/27/04	W	52-45	A
12/1/12	W	62-61	A
12/21/18	W	73-48	N
11/27/21	W	73-57	A

HOUSTON (1-1)

Home: 1-0 | Away: 0-1 | Neutral: 0-0

12/12/86	W	85-70	H
12/16/88	L	65-62	A

HOUSTON BAPTIST (1-0)

Home: 1-0 | Away: 0-0 | Neutral: 0-0

12/15/12	W	71-33	H
----------	---	-------	---

IDAHO (8-2)

Home: 5-0 | Away: 1-1 | Neutral: 2-1

12/29/80	W	95-54	H
1/7/84	L	71-62	N

12/9/87	W	76-61	H
1/4/94	W	85-47	H
12/29/97	W	71-45	H
12/12/98	W	72-55	A
11/29/02	W	56-43	N
11/28/04	W	57-50	N
11/7/22	W	88-63	H

IDAHO STATE (30-1)

Home: 18-1 | Away: 12-0 | Neutral: 0-0

3/3/79	W	82-53	H
2/5/80	W	78-65	A
3/1/80	W	85-55	H
11/26/80	W	86-65	H
2/25/82	W	84-65	A
1/11/83	W	97-65	H
12/10/83	W	77-66	A
12/15/84	W	88-56	H
12/14/85	W	72-68	A
1/20/87	W	80-61	H
12/12/87	W	67-56	A
11/29/88	W	86-39	H
1/6/90	W	78-63	A
1/22/90	W	78-45	H
12/3/90	W	72-56	H
12/29/91	W	64-47	A
12/10/92	W	55-49	H
12/4/93	W	65-51	A
12/7/94	W	98-66	H
11/29/95	W	90-70	A
12/20/96	W	75-53	H
12/9/97	W	75-58	A
12/22/98	W	74-49	H
12/4/99	W	58-49	A
12/14/02	W	91-52	H
1/5/04	W	86-78	A
12/2/09	W	66-50 (OT)	H
12/8/10	L	71-68 (OT)	H
12/6/11	W	56-31	H
12/10/14	W	59-40	H
11/19/18	W	74-60	H

ILLINOIS (0-2)

Home: 0-0 | Away: 0-1 | Neutral: 0-1

3/17/00	L	73-58	N
3/19/07	L	48-59	A

ILLINOIS STATE (0-1)

Home: 0-0 | Away: 0-0 | Neutral: 0-1

3/24/84	L	82-61	N
---------	---	-------	---



SERIES RECORDS

INCARNATE WORD (1-0)

Home: 1-0 | Away: 0-0 | Neutral: 0-0

11/24/17 W 90-31 H

IOWA (4-1)

Home: 3-0 | Away: 1-1 | Neutral: 0-0

1/5/80 W 77-73 H
12/11/80 L 89-83 A
12/2/99 W 70-61 H
11/19/00 W 66-42 A
3/19/01 W 78-69 H

IOWA STATE (4-0)

Home: 1-0 | Away: 1-0 | Neutral: 2-0

12/1/89 W 77-46 H
1/4/92 W 76-60 A
3/14/97 W 57-66 N
3/19/05 W 73-61 N

IPFW (1-0)

Home: 1-0 | Away: 0-0 | Neutral: 0-0

1/1/05 W 62-42 H

JACKSON STATE (1-0)

Home: 1-0 | Away: 0-0 | Neutral: 0-0

11/17/08 W 77-49 H

JACKSONVILLE STATE (1-0)

Home: 1-0 | Away: 0-0 | Neutral: 0-0

11/19/05 W 83-46 H

KANSAS STATE (4-3)

Home: 2-0 | Away: 2-2 | Neutral: 0-1

3/23/77 L 70-32 N
1/1/94 L 49-41 A
12/17/94 W 61-46 H
12/6/97 W 68-57 A
11/28/98 W 76-58 H
4/3/13 W 54-46 (OT) A
3/18/18 L 74-57 A

LAMAR (1-0)

Home: 1-0 | Away: 0-0 | Neutral: 0-0

11/17/15 W 71-67 H

LIPSCOMB (1-0)

Home: 1-0 | Away: 0-0 | Neutral: 0-0

11/10/21 W 105-56 H

LONG BEACH STATE (5-2)

Home: 3-0 | Away: 2-2 | Neutral: 0-0

12/20/77 L 63-60 A
12/7/81 L 84-61 A
2/10/84 W 72-70 H
12/1/06 W 66-43 H
12/29/07 W 74-46 A
3/20/13 W 56-49 A
11/16/18 W 82-59 H

LOUISIANA STATE (0-1)

Home: 0-0 | Away: 0-0 | Neutral: 0-1

3/24/23 L 66-63 N

LOUISIANA TECH (1-1)

Home: 1-0 | Away: 0-1 | Neutral: 0-0

1/23/88 L 83-58 A
12/20/14 W 67-52 H

LOUISVILLE (0-3)

Home: 0-1 | Away: 0-1 | Neutral: 0-1

3/14/98 L 69-61 N
11/25/08 L 59-48 H
12/6/09 L 60-55 A

LOYOLA MARYMOUNT (2-2)

Home: 1-1 | Away: 1-1 | Neutral: 0-0

12/21/92 L 50-48 A
1/2/01 L 64-58 H
12/18/04 W 56-33 A
12/3/05 W 63-47 H

MARIST (0-1)

Home: 0-0 | Away: 0-0 | Neutral: 0-1

11/22/07 L 70-66 (OT) N

MARQUETTE (1-1)

Home: 0-0 | Away: 1-0 | Neutral: 0-1

11/30/08 W 79-76 A
11/30/13 L 72-65 N

MARYLAND (0-2)

Home: 0-0 | Away: 0-1 | Neutral: 0-1

3/27/06 L 75-65 (OT) N
3/24/09 L 71-56 A

MERRIMACK (1-0)

Home: 1-0 | Away: 0-0 | Neutral: 0-0

11/24/23 W 98-34 H

METRO STATE (1-0)

Home: 1-0 | Away: 0-0 | Neutral: 0-0

1/6/93 W 56-52 H

MICHIGAN (1-1)

Home: 1-0 | Away: 0-1 | Neutral: 0-0

11/17/11 L 55-50 A
11/16/12 W 59-40 H

MICHIGAN STATE (1-1)

Home: 0-0 | Away: 0-0 | Neutral: 1-1

3/24/77 W 63-62 N
11/26/04 L 56-54 N

MIDDLE TENNESSEE STATE (2-0)

Home: 0-0 | Away: 0-0 | Neutral: 2-0

12/14/78 W 82-74 N
3/18/06 W 76-71 N

MINNESOTA (2-0)

Home: 1-0 | Away: 1-0 | Neutral: 0-0

12/8/07 W 66-54 A
11/17/09 W 60-59 H

MISSISSIPPI STATE (1-2)

Home: 0-1 | Away: 0-1 | Neutral: 1-0

12/28/02 W 69-65 N
12/20/08 L 63-51 H
12/11/10 L 61-52 A

MISSISSIPPI VALLEY STATE (2-0)

Home: 1-0 | Away: 1-0 | Neutral: 0-0

12/1/22 W 109-42 A
11/6/23 W 104-45 H

SERIES RECORDS

MISSOURI STATE (0-2)

Home: 0-2 | Away: 0-0 | Neutral: 0-0

12/18/90	L	74-67	A
3/15/95	L	49-47	A

MONTANA (10-12)

Home: 8-3 | Away: 2-8 | Neutral: 0-1

12/18/81	L	58-48	H
12/19/83	L	54-49	N
3/12/86	L	58-46	A
1/9/88	L	62-54	H
1/1/89	L	60-69	A
12/9/89	L	69-60	H
12/14/90	L	65-51	A
12/21/91	W	78-76 (20T)	H
12/20/93	L	71-39	A
1/7/95	W	72-46	H
12/9/95	L	57-52	A
11/22/96	W	73-54	H
12/13/97	W	65-52	A
11/21/98	W	71-64	H
11/28/99	L	64-56	A
12/7/00	W	67-49	H
12/21/01	W	63-58	A
12/29/02	L	49-53	A
1/9/03	W	77-38	H
1/10/04	L	61-58	A
1/4/05	W	63-42	H
3/14/07	W	78-70	H

MONTANA STATE (11-0)

Home: 8-0 | Away: 2-0 | Neutral: 1-0

12/21/82	W	68-56	N
11/24/84	W	65-51	H
1/2/90	W	73-51	H
12/16/90	W	77-73	A
1/4/93	W	68-49	H
12/10/94	W	67-58	A
12/5/96	W	66-64	H
12/18/06	W	66-63	H
3/18/16	W	95-61	H
11/12/16	W	74-64	H
12/11/20	W	73-63	H

MONTANA TECH (2-0)

Home: 2-0 | Away: 0-0 | Neutral: 0-0

11/22/00	W	100-33	H
11/26/02	W	96-42	H

MONTCLAIR STATE (0-2)

Home: 0-0 | Away: 0-1 | Neutral: 0-1

3/18/78	L	74-50	N
12/16/80	L	79-61	A

NEBRASKA (3-2)

Home: 1-1 | Away: 0-1 | Neutral: 2-0

12/4/76	W	71-57	N
12/1/78	W	56-52	H
11/24/07	W	56-44	N
11/15/13	L	75-69	H
11/23/14	L	66-43	A

NEBRASKA-OMAHA (3-0)

Home: 2-0 | Away: 1-0 | Neutral: 0-0

12/3/77	W	77-63	H
12/18/78	W	73-72	A
1/5/82	W	87-56	H

NEVADA (9-0)

Home: 5-0 | Away: 4-0 | Neutral: 0-0

1/7/80	W	82-43	H
12/31/87	W	59-49	A
12/9/00	W	62-58	H
12/19/01	W	72-53	A
12/7/13	W	61-57	H
12/6/16	W	80-50	A
11/10/17	W	87-61	H
11/7/18	W	74-52	A
12/14/19	W	68-62	H

NEW MEXICO (51-18)

Home: 32-2 | Away: 16-14 | Neutral: 3-2

2/21/75	W	45-38	H
2/12/76	W	57-43	A
12/11/76	W	79-52	H
2/3/77	W	64-52	H
3/4/77	W	71-46	H
1/21/78	W	64-49	H
3/10/78	W	70-67	N

2/1/80	W	77-59	H
2/23/80	L	67-64	A
1/17/81	W	77-72	A
2/19/81	W	71-43	H
1/2/82	W	68-57	H
3/4/82	L	73-60	A
1/27/83	W	72-62	A
2/26/83	W	71-58	H
1/26/84	L	65-60	A
2/25/84	W	66-58	H
2/2/85	L	72-66	A
2/27/85	W	66-65	H
2/1/86	W	63-54	H
2/27/86	W	68-49	A
2/17/87	W	60-40	H
3/7/87	L	73-61	A
2/8/92	W	76-42	A
3/5/92	W	86-34	H
1/16/93	W	68-41	H
2/11/93	W	68-48	A
1/29/94	W	65-56	A
2/3/94	W	64-42	H
1/26/95	W	83-73	A
2/4/95	W	87-53	H
2/3/96	W	97-94 (OT)	A
2/10/96	W	73-55	H
3/8/96	L	55-53	A
1/4/97	W	53-49 (OT)	A
1/30/97	W	64-42	H
1/3/98	W	57-48	H
1/29/98	L	76-59	A
1/28/99	W	61-50	H
2/27/99	L	52-45	A
2/3/00	L	74-70 (OT)	A
3/2/00	W	67-59	H
1/7/01	W	76-73	A
3/3/01	W	64-59	H
1/19/02	L	66-55	A
2/14/02	W	67-59	H
2/8/03	W	64-61 (OT)	H
3/6/03	L	48-51	A
1/25/04	W	52-43	H
2/19/04	L	49-46	A
3/13/04	L	71-50	N
1/22/05	L	61-55	A
2/13/05	L	70-63	H
3/12/05	L	47-37	N

SERIES RECORDS

2/4/06	W	75-62	H
1/7/07	W	49-48	A
2/8/07	L	65-73	H
1/23/08	W	60-57	H
2/23/08	W	57-53	A
2/1/09	W	53-50	A
3/4/09	W	57-54	H
3/13/09	W	56-55	N
1/12/10	W	46-40	H
2/13/10	W	52-49	H
3/10/10	W	51-45 (OT)	N
1/19/11	W	56-53	A
2/19/11	W	61-58	H

NEW MEXICO STATE (22-6)

Home: 14-1 | Away: 7-5 | Neutral: 1-0

2/22/75	W	57-51	H
2/14/76	L	68-56	A
2/5/77	W	71-41	H
3/5/77	W	62-49	H
1/28/78	W	55-49	A
2/2/79	W	103-59	H
3/7/80	W	81-62	N
3/6/81	W	71-64	A
1/29/83	W	84-75	A
2/24/83	W	72-62	H
1/28/84	W	74-62 (OT)	A
2/23/84	W	97-70	H
1/31/85	L	72-70	A
3/2/85	W	89-83	H
1/30/86	W	73-64	H
3/1/86	W	92-88 (OT)	A
2/19/87	W	77-63	H
3/5/87	L	66-53	A
1/28/88	L	69-56	A
3/5/88	L	68-64 (OT)	H
2/11/89	W	54-51	A
2/23/89	W	74-49	H
2/1/90	L	70-67	A
2/17/90	W	90-50	H
3/8/90	W	85-74	H
12/16/02	W	74-54	H
12/22/10	W	72-62	A
12/21/11	W	74-37	H

NEW ORLEANS (1-0)

Home: 1-0 | Away: 0-0 | Neutral: 0-0

12/3/83	W	70-69	H
---------	---	-------	---

NORFOLK STATE (1-0)

Home: 1-0 | Away: 0-0 | Neutral: 0-0

1/2/09	W	79-40	H
--------	---	-------	---

NORTH CAROLINA STATE (1-0)

Home: 0-0 | Away: 0-0 | Neutral: 1-0

12/17/05	W	73-62	N
----------	---	-------	---

NORTH DAKOTA (0-1)

Home: 0-1 | Away: 0-0 | Neutral: 0-0

12/29/12	L	62-56	H
----------	---	-------	---

NORTHERN ARIZONA (8-0)

Home: 5-0 | Away: 3-0 | Neutral: 0-0

2/26/76	W	78-33	H
---------	---	-------	---

2/17/77	W	70-30	A
---------	---	-------	---

2/17/78	W	82-58	A
---------	---	-------	---

2/24/79	W	124-68	H
---------	---	--------	---

12/8/84	W	98-80	H
---------	---	-------	---

1/11/03	W	55-40	H
---------	---	-------	---

12/28/03	W	69-45	A
----------	---	-------	---

12/21/16	W	78-65	H
----------	---	-------	---

NORTHERN COLORADO (7-0)

Home: 4-0 | Away: 3-0 | Neutral: 0-0

2/8/75	W	59-44	A
--------	---	-------	---

1/31/76	W	64-45	H
---------	---	-------	---

1/22/77	W	69-60	A
---------	---	-------	---

2/24/78	W	77-65	A
---------	---	-------	---

3/2/79	W	78-47	H
--------	---	-------	---

1/8/05	W	85-35	H
--------	---	-------	---

11/20/12	W	62-55	H
----------	---	-------	---

NORTHERN ILLINOIS (1-2)

Home: 1-0 | Away: 0-1 | Neutral: 0-1

12/21/89	L	95-91 (OT)	N
----------	---	------------	---

1/6/92	W	85-78 (OT)	H
--------	---	------------	---

1/2/93	L	85-69	A
--------	---	-------	---

NORTHERN IOWA (1-0)

Home: 0-0 | Away: 0-0 | Neutral: 1-0

12/3/94	W	89-48	N
---------	---	-------	---

NORTHWESTERN (1-1)

Home: 1-0 | Away: 0-1 | Neutral: 0-0

11/30/84	L	88-65	A
----------	---	-------	---

12/20/06	W	80-69	H
----------	---	-------	---

NORTHWESTERN STATE (1-0)

Home: 0-0 | Away: 0-0 | Neutral: 1-0

12/18/99	W	86-55	N
----------	---	-------	---

NOTRE DAME (0-3)

Home: 0-0 | Away: 0-0 | Neutral: 0-3

3/24/01	L	69-54	N
---------	---	-------	---

12/18/05	L	68-55	N
----------	---	-------	---

3/19/11	L	67-54	N
---------	---	-------	---

OHIO STATE (0-1)

Home: 0-0 | Away: 0-1 | Neutral: 0-0

12/20/85	L	82-65	A
----------	---	-------	---

OKLAHOMA (1-5)

Home: 1-1 | Away: 0-2 | Neutral: 0-2

12/2/94	L	72-68	N
---------	---	-------	---

12/7/03	L	73-65	A
---------	---	-------	---

12/21/04	L	72-59	H
----------	---	-------	---

11/26/15	L	70-55	N
----------	---	-------	---

12/21/21	L	83-76	A
----------	---	-------	---

11/16/22	W	124-78	H
----------	---	--------	---

OLE MISS (2-4)

Home: 0-0 | Away: 0-1 | Neutral: 2-3

3/25/77	W	83-63	N
---------	---	-------	---

3/19/78	L	66-45	N
---------	---	-------	---

3/16/79	L	85-65	N
---------	---	-------	---

3/14/90	L	74-51	A
---------	---	-------	---

11/28/14	L	52-38	N
----------	---	-------	---

11/23/22	W	69-67	W
----------	---	-------	---

ORAL ROBERTS (2-0)

Home: 2-0 | Away: 0-0 | Neutral: 0-0

12/21/17	W	71-50	H
----------	---	-------	---

12/5/19	W	78-58	H
---------	---	-------	---

OREGON (13-24)

Home: 8-7 | Away: 4-15 | Neutral: 1-2

12/12/81	L	73-63	A
----------	---	-------	---

2/8/82	L	65-60	H
--------	---	-------	---

12/31/84	L	66-61	H
----------	---	-------	---

1/11/86	L	72-42	A
---------	---	-------	---

12/21/87	L	79-58	A
----------	---	-------	---

12/10/00	L	72-52	N
----------	---	-------	---



SERIES RECORDS

12/30/88	W	68-58	H
11/15/95	W	73-61	H
11/30/96	L	51-49	A
12/16/00	W	63-48	H
12/8/01	L	63-55	A
11/25/06	L	44-50	A
12/28/08	W	63-49	A
12/22/09	W	89-86 (OT)	H
2/2/12	L	72-67	A
3/3/12	W	65-47	H
2/8/13	W	67-47	H
3/3/13	W	70-52	A
2/8/14	L	93-71	A
2/20/15	W	66-64	H
1/24/16	L	77-65	H
2/12/16	L	69-58	A
3/23/16	L	73-63	A
1/22/17	L	84-66	A
2/17/17	L	73-61	H
1/28/18	L	84-68	H
2/1/19	L	87-65	A
1/5/20	L	88-51	A
1/30/20	L	90-63	H
3/6/20	L	79-59	N
12/6/20	L	85-43	A
1/26/22	L	70-66	A
2/26/22	L	73-65	H
3/4/22	W	80-73	N
2/5/23	W	100-92	A
1/26/24	W	58-48	A
2/11/24	W	70-48	H

OREGON STATE (10-23)
Home: 7-9 | Away: 3-12 | Neutral: 0-2

12/1/80	W	81-77	H
12/11/81	L	88-68	A
11/25/83	L	64-58	H
12/18/83	L	71-65	N
1/11/85	L	68-62	A
12/19/87	W	66-52	H
12/14/93	L	66-42	H
12/19/94	L	80-67	A
12/18/00	W	53-49	A
11/29/01	W	58-46	H
12/16/03	L	71-62	A
12/1/05	W	62-53	H
2/4/12	L	62-49	A
3/1/12	W	63-56	H
2/10/13	W	66-40	H

2/10/14	L	60-47	A
3/7/14	L	50-35	N
2/22/15	L	52-42	H
1/22/16	L	62-53	H
2/14/16	L	72-53	A
1/20/17	L	70-44	A
2/19/17	L	63-49	H
1/26/18	L	69-58	H
2/3/19	L	71-63	A
1/3/20	L	77-48	A
2/1/20	L	77-65	H
12/8/20	W	85-79	A
1/31/21	L	84-74	H
2/24/22	W	70-58	H
2/3/23	W	75-73 (OT)	A
1/28/24	L	91-66	A
2/9/24	L	58-44	H

PACIFIC (3-1)
Home: 2-0 | Away: 1-1 | Neutral: 0-0

1/11/82	W	59-56	H
11/29/00	W	82-63	H
12/28/01	L	68-62	A
3/28/13	W	60-55 (OT)	A

PENN STATE (0-1)
Home: 0-0 | Away: 0-0 | Neutral: 0-1

11/25/10	L	70-58	N
----------	---	-------	---

PEPPERDINE (1-0)
Home: 1-0 | Away: 0-0 | Neutral: 0-0

12/5/17	W	89-65	H
---------	---	-------	---

PITTSBURGH (0-2)
Home: 0-0 | Away: 0-0 | Neutral: 0-2

12/1/84	L	74-50	N
11/24/06	L	51-59	N

PORTLAND (1-2)
Home: 1-0 | Away: 0-1 | Neutral: 0-1

12/20/94	L	68-57	A
1/6/96	W	67-64	H
11/29/14	L	58-50	N

PORTLAND STATE (4-0)
Home: 2-0 | Away: 1-0 | Neutral: 1-0

1/31/83	W	82-77	H
1/6/84	W	76-52	N
12/23/87	W	72-58	A
2/12/88	W	92-73	H

PRINCETON (1-0)
Home: 1-0 | Away: 0-0 | Neutral: 0-0

3/19/23	W	63-56	H
---------	---	-------	---

PROVIDENCE (0-1)
Home: 0-1 | Away: 0-0 | Neutral: 0-0

12/16/19	L	67-60	H
----------	---	-------	---

PURCHASE COLLEGE (SUNY) (1-0)
Home: 0-0 | Away: 1-0 | Neutral: 0-0

12/13/80	W	81-61	A
----------	---	-------	---

PURDUE (1-1)
Home: 1-0 | Away: 0-0 | Neutral: 0-1

3/23/08	L	66-59	N
11/20/17	W	81-68	H

QUEENS COLLEGE (0-1)
Home: 0-0 | Away: 0-0 | Neutral: 0-1

3/25/76	L	77-57	N
---------	---	-------	---

RHODE ISLAND (1-0)
Home: 0-0 | Away: 0-0 | Neutral: 1-0

1/13/78	W	71-46	N
---------	---	-------	---

RICE (3-2)
Home: 2-0 | Away: 1-1 | Neutral: 0-1

1/23/97	W	71-64 (30T)	A
2/22/97	W	68-57	H
2/7/98	W	74-66	H
2/27/98	L	59-48	A
3/3/99	L	74-57	N

RICKS COLLEGE (1-0)
Home: 1-0 | Away: 0-0 | Neutral: 0-0

1/15/76	W	64-26	H
---------	---	-------	---

SERIES RECORDS

SAINT JOSEPH'S (1-0)

Home: 0-0 | Away: 1-0 | Neutral: 0-0

12/7/23 W 74-48 A

SAINT MARY'S (CALIF.) (9-0)

Home: 5-0 | Away: 4-0 | Neutral: 0-0

12/5/98 W 67-50 H

1/6/00 W 50-48 A

12/2/03 W 69-40 H

12/19/07 W 85-59 H

3/21/10 W 66-53 A

3/30/13 W 58-55 A

11/26/16 W 63-62 A

12/2/17 W 74-63 H

11/16/21 W 92-50 H

SAMFORD (1-0)

Home: 1-0 | Away: 0-0 | Neutral: 0-0

12/21/13 W 69-49 H

SAN DIEGO (3-0)

Home: 2-0 | Away: 1-0 | Neutral: 0-0

1/18/88 W 77-68 A

1/5/89 W 76-38 H

3/25/13 W 61-50 H

SAN DIEGO STATE (31-15)

Home: 18-3 | Away: 10-9 | Neutral: 3-3

12/15/79 L 57-54 N

12/4/82 W 87-77 H

1/12/91 L 87-80 A

2/9/91 W 79-58 H

2/6/92 L 74-51 A

3/7/92 W 77-61 H

2/4/93 W 68-42 H

3/6/93 L 63-57 A

3/12/93 W 74-56 H

1/13/94 L 62-38 A

2/26/94 L 71-52 H

1/12/95 L 70-55 H

2/25/95 L 71-55 A

3/11/95 W 64-57 N

1/13/96 L 67-55 A

2/22/96 W 69-56 H

3/8/97 L 56-50 N

1/14/00 W 74-60 H

2/11/99 W 64-42

1/13/00 W 53-44

2/10/00 W 63-38

1/13/01 W 56-47

2/8/01 W 62-45

2/2/02 W 75-59

2/28/02 W 47-45

1/25/03 W 59-44

2/20/03 W 66-22

2/5/04 W 56-29

3/6/04 W 63-51

3/10/04 W 68-51

2/5/05 W 65-52

3/3/05 W 64-54

1/11/06 W 76-39

2/11/06 W 78-43

1/4/07 W 51-48

2/3/07 L 66-71

1/16/08 W 74-62

2/16/08 W 63-51

1/11/09 W 58-52

2/11/09 L 55-49

3/14/09 W 63-58

1/20/10 L 51-42

2/21/10 W 73-55

3/13/10 L 70-60 (OT)

1/8/11 W 70-67 (OT)

2/9/11 L 50-49

SAN FRANCISCO (6-2)

Home: 4-0 | Away: 1-1 | Neutral: 1-1

12/6/80 L 68-59

11/23/84 W 80-64

11/28/86 W 92-54

11/29/91 W 62-51

1/2/99 W 60-56

12/22/99 W 75-62

12/30/01 L 65-56

1/2/04 W 75-48

SAN FRANCISCO STATE (1-0)

Home: 0-0 | Away: 0-0 | Neutral: 1-0

12/13/79 W 81-60

SAN JOSE STATE (5-2)

Home: 3-0 | Away: 2-1 | Neutral: 0-1

12/5/81 L 66-57 A

12/19/82 L 69-57 N

12/2/88 W 90-45 H

11/24/89 W 78-59 A

1/21/99 W 74-50 A

2/18/99 W 76-23 H

11/14/14 W 100-87 (OT) H

SANTA CLARA (6-1)

Home: 3-0 | Away: 3-0 | Neutral: 0-1

12/18/79 W 69-60 A

12/15/82 W 67-59 H

12/13/85 W 89-47 H

12/20/86 W 68-55 A

11/17/01 L 67-59 N

12/13/08 W 73-53 H

11/29/09 W 59-54 A

SEATTLE U (1-0)

Home: 1-0 | Away: 0-0 | Neutral: 0-0

11/26/18 W 89-62 H

SIMON FRASER (1-0)

Home: 1-0 | Away: 0-0 | Neutral: 0-0

1/10/81 W 89-59 H

SMU (7-4)

Home: 3-1 | Away: 2-3 | Neutral: 2-0

12/21/85 W 74-66 N

12/30/95 L 88-76 A

1/18/97 W 78-58 H

2/13/97 W 80-73 A

3/7/97 W 78-63 N

1/5/99 L 80-69 H

1/4/00 L 51-43 A

12/28/00 W 79-40 H

11/24/01 L 49-48 A

1/2/10 W 72-58 H

11/12/10 W 44-43 A

SOUTH ALABAMA (0-1)

Home: 0-0 | Away: 0-0 | Neutral: 0-1

11/26/11 L 61-53 N



SERIES RECORDS

SOUTH CAROLINA (0-1)

Home: 0-0 | Away: 0-0 | Neutral: 0-1

12/10/23 L 78-69 N

SOUTH CAROLINA STATE (1-0)

Home: 1-0 | Away: 0-0 | Neutral: 0-0

11/9/23 W 108-48 H

SOUTH DAKOTA (1-1)

Home: 1-1 | Away: 0-0 | Neutral: 0-0

11/13/15 W 66-59 H

11/16/19 L 84-81 (OT) H

SOUTH DAKOTA STATE (3-1)

Home: 2-0 | Away: 0-1 | Neutral: 1-0

11/28/07 W 67-59 H

11/20/08 L 70-58 A

12/19/09 W 62-58 H

3/23/24 W 68-54 N

SOUTHEAST MISSOURI STATE (1-0)

Home: 1-0 | Away: 0-0 | Neutral: 0-0

11/14/03 W 76-65 H

SOUTHEASTERN LOUISIANA (1-0)

Home: 1-0 | Away: 0-0 | Neutral: 0-0

11/13/22 W 99-62 H

SOUTHERN CALIFORNIA (11-18)

Home: 6-7 | Away: 5-10 | Neutral: 0-1

12/17/77 W 68-62 A

12/22/84 L 78-62 A

12/6/86 L 74-69 H

3/13/91 L 63-52 A

12/14/96 L 81-59 N

12/4/06 W 70-66 H

12/3/07 L 62-45 A

12/30/08 W 87-77 H

1/28/12 W 63-55 H

2/1/13 W 63-60 A

1/5/14 L 55-47 A

2/27/14 L 67-57 H

1/11/15 L 46-43 H

2/6/15 L 73-54 A

1/29/16 L 70-59 H

1/1/17 W 58-53 A

2/22/18 L 53-52 (OT) A

2/8/19 L 84-80 H

3/3/19 L 83-77 (OT) A

1/12/20 W 67-65 H

2/28/20 L 69-66 A

1/8/21 L 60-59 A

2/14/21 L 69-58 H

2/9/22 W 91-69 H

2/18/22 L 83-62 A

1/27/23 W 83-73 A

1/19/24 W 78-58 H

2/25/24 W 74-68 A

SOUTHERN CONNECTICUT (0-2)

Home: 0-0 | Away: 0-2 | Neutral: 0-0

1/11/78 L 69-50 A

1/13/78 L 67-42 A

SOUTHERN MISSISSIPPI (0-1)

Home: 0-0 | Away: 0-0 | Neutral: 0-1

3/16/96 L 74-66 N

SOUTHERN OREGON (1-0)

Home: 1-0 | Away: 0-0 | Neutral: 0-0

12/20/10 W 91-36 H

SOUTHERN UTAH (15-1)

Home: 11-1 | Away: 4-0 | Neutral: 0-0

12/7/85 W 77-57 H

1/21/89 W 78-58 H

1/12/90 W 92-70 H

1/20/90 W 72-51 A

1/2/91 W 90-44 H

1/11/92 W 69-54 A

1/28/92 W 79-50 H

12/28/93 L 55-49 H

11/29/94 W 64-57 A

12/4/95 W 70-46 H

12/30/05 W 79-47 H

11/13/11 W 74-60 H

11/13/12 W 79-61 H

11/30/16 W 69-43 H

12/22/22 W 90-56 H

12/16/24 W 96-60 A

ST. JOHNS (0-2)

Home: 0-0 | Away: 0-1 | Neutral: 0-1

1/14/78 L 54-46 N

12/15/80 L 82-79 A

STANFORD (2-32)

Home: 2-16 | Away: 0-14 | Neutral: 0-2

1/13/86 L 77-65 A

11/27/87 L 87-71 H

12/8/90 L 78-74 H

11/29/93 L 59-48 H

12/29/99 L 57-48 H

12/30/00 L 72-58 A

11/19/04 L 63-57 H

3/21/05 L 88-62 N

12/16/06 L 47-74 A

11/18/07 L 81-77 (20T) H

11/27/09 L 60-41 A

11/19/10 L 62-53 H

1/12/12 L 62-43 H

2/25/12 L 69-42 A

1/6/13 L 70-56 H

1/25/13 L 65-44 A

1/10/14 L 87-61 H

1/5/15 L 55-44 A

1/8/16 L 72-52 A

2/21/16 L 72-54 H

1/13/17 L 77-58 H

2/12/17 L 87-51 A

2/9/18 L 70-49 A

1/27/19 W 75-68 H

1/26/20 L 82-49 A

2/14/20 L 97-64 H

1/15/21 L 82-54 H

2/7/21 L 83-41 A

1/16/22 L 83-73 H

2/11/22 L 91-64 A

3/6/22 L 73-48 N

1/20/23 L 74-62 A

2/25/23 W 84-78 H

1/12/24 L 66-64 H

STEPHEN F. AUSTIN (0-1)

Home: 0-0 | Away: 0-0 | Neutral: 0-1

12/14/78 L 83-54 N

SERIES RECORDS

TCU (10-9)

Home: 5-3 | Away: 2-6 | Neutral: 3-0

1/16/97	W	77-46	H
2/15/97	W	71-54	A
11/22/02	L	51-54	A
12/11/04	W	85-72	H
1/28/06	L	69-56	A
3/2/06	L	63-62	H
1/18/07	W	72-61	H
2/18/07	L	50-74	A
3/7/07	W	68-67	N
1/26/08	W	60-50	A
2/27/08	W	68-53	H
2/4/09	W	73-63	H
3/7/09	L	53-47	A
1/9/10	L	62-41	A
2/10/10	L	105-96 (40T)	H
3/12/10	W	69-57	N
1/22/11	L	56-46	H
2/22/11	L	71-60	A
3/12/11	W	52-47 (OT)	N

TEXAS (1-2)

Home: 1-0 | Away: 0-2 | Neutral: 0-0

1/4/95	W	80-65	H
12/28/95	L	60-56	A
3/20/22	L	78-56	A

TEXAS SOUTHERN (3-0)

Home: 1-0 | Away: 1-0 | Neutral: 1-0

12/17/88	W	78-75 (20T)	A
12/17/11	W	75-33	H
11/22/19	W	61-52	N

TEXAS STATE (3-0)

Home: 1-0 | Away: 2-0 | Neutral: 0-0

12/19/88	W	76-75	A
11/30/90	W	67-38	H
12/6/91	W	69-64 (OT)	A

TEXAS TECH (1-2)

Home: 1-0 | Away: 0-1 | Neutral: 0-1

11/25/90	L	76-69	N
12/9/91	L	84-76 (OT)	A
1/8/93	W	72-55	H

TULSA (2-0)

Home: 1-0 | Away: 1-0 | Neutral: 0-0

1/25/97	W	72-44	A
2/20/97	W	88-58	H

U.S. INTERNATIONAL (1-1)

Home: 1-0 | Away: 0-1 | Neutral: 0-0

1/16/88	L	71-67	A
1/20/89	W	67-64	H

UC DAVIS (1-1)

Home: 1-1 | Away: 0-0 | Neutral: 0-0

12/29/15	W	88-58	H
3/17/17	L	72-62	H

UC IRVINE (4-0)

Home: 3-0 | Away: 1-0 | Neutral: 0-0

12/13/96	W	66-58	A
11/28/97	W	71-56	H
11/15/07	W	91-50	H
12/20/12	W	58-42	H

UCLA (6-21)

Home: 4-8 | Away: 2-10 | Neutral: 0-3

12/2/89	W	65-43	H
12/28/90	L	89-83	A
11/17/00	W	65-42	A
12/1/01	W	89-42	H
11/21/09	L	69-33	N
1/26/12	L	65-60	H
2/3/13	L	70-42	A
3/8/13	L	54-43	N
1/3/14	L	55-38	A
3/2/14	L	62-52	H
1/9/15	L	46-43	H
2/8/15	L	58-45	A
1/31/16	L	69-63	H
12/30/16	L	67-56	A
1/12/18	L	81-74	H
2/24/18	L	78-71 (OT)	A
2/10/19	L	100-90	H
3/1/19	L	76-60	A
1/10/20	L	84-54	H
3/1/20	L	77-54	A
1/10/21	L	92-67	A

2/20/22	W	75-70	A
1/29/23	W	71-69	H
1/22/24	W	91-84 (OT)	H
2/22/24	L	82-52	A
3/7/24	L	67-57	N

UC RIVERSIDE (2-0)

Home: 2-0 | Away: 0-0 | Neutral: 0-0

1/14/22	W	89-48	H
12/17/22	W	92-45	H

UC SANTA BARBARA (4-2)

Home: 2-0 | Away: 1-2 | Neutral: 1-0

12/19/77	W	68-64	A
12/20/82	W	68-50	N
12/18/95	W	71-45	H
12/17/96	L	73-57	A
11/17/03	L	52-44	A
12/30/13	W	66-57	H

UMKC (1-0)

Home: 0-0 | Away: 0-0 | Neutral: 1-0

12/10/88	W	66-38	N
----------	---	-------	---

UNLV (32-14)

Home: 16-4 | Away: 12-9 | Neutral: 4-1

1/31/75	W	70-64	H
12/13/75	L	72-61	H
1/24/76	L	72-65	A
1/6/77	L	89-44	N
12/16/77	L	103-70	A
1/11/79	L	93-85	A
2/26/79	W	96-81	H
12/8/79	L	89-57	A
1/12/81	W	78-68	H
1/21/84	L	90-64	A
1/19/85	W	77-71	H
3/15/89	L	67-53	A
1/24/98	W	75-49	H
2/19/98	W	74-58	A
1/15/00	W	76-46	A
2/12/00	W	56-52	H
3/10/00	W	67-65	N
1/11/01	W	70-51	A
2/10/01	W	74-43	H
1/31/02	I	79-71	H



SERIES RECORDS

3/2/02	W	69-65	A	1/22/80	W	75-70	A	1/15/81	W	71-61	A
3/6/02	L	57-38	A	1/8/81	W	85-68	H	2/21/81	W	96-67	H
1/23/03	W	56-49	A	12/15/81	W	93-78	H	1/4/82	W	75-67	H
2/22/03	W	58-39	H	2/15/82	W	81-59	A	3/6/82	W	68-45	A
2/8/04	W	72-55	A	1/15/83	W	81-59	H	12/4/87	W	80-48	H
3/4/04	L	68-60 (OT)	H	2/12/83	W	100-72	A	1/10/91	W	76-57	A
3/12/04	W	59-55	N	1/13/84	W	102-52	H	2/7/91	W	72-39	H
2/3/05	W	63-55	H	2/18/84	W	84-37	A	1/25/92	W	65-60	H
3/5/05	W	61-55	A	1/3/85	W	93-56	N	2/20/92	W	72-63	A
1/21/06	W	59-51	A	2/6/85	W	84-67	H	3/12/92	W	75-60	H
2/22/06	W	75-64	H	3/9/85	W	89-74	A	1/14/93	L	75-71	H
3/10/06	W	61-45	N	1/3/86	W	80-39	H	2/13/93	W	55-51	A
1/13/07	W	49-37	A	2/4/86	W	85-41	H	1/27/94	W	69-52	A
2/15/07	W	70-55	H	3/6/86	W	75-54	A	2/5/94	W	70-54	H
2/6/08	W	82-53	A	2/5/87	W	91-50	H	1/28/95	W	59-54	A
3/8/08	W	82-46	H	2/28/87	W	74-52	A	2/2/95	W	66-60	H
1/24/09	W	67-50	H	12/15/07	W	70-38	H	2/1/96	W	76-58	A
2/25/09	L	68-55	A	11/13/09	L	58-67	A	2/8/96	W	72-50	H
1/16/10	L	49-54	H	1/1/11	W	73-61	H	1/2/97	W	62-43	A
2/17/10	W	51-35	A	3/15/12	W	69-58	H	2/1/97	W	66-54	H
2/1/11	W	71-52	H	11/27/12	W	92-64	H	1/1/98	W	70-58	H
3/5/11	L	51-47	A	11/19/13	L	77-61	A	1/31/98	L	50-46	A
3/8/11	W	55-44	N	12/3/14	W	63-57	H	1/30/99	W	67-47	H
11/26/13	W	66-59	A	12/22/15	W	64-61	A	2/25/99	W	54-44	A
12/6/14	W	62-49	H	12/3/16	W	65-58	H				
3/15/18	W	78-68	H	12/18/17	W	79-44	A				

UT ARLINGTON (1-0)

Home: 1-0 | Away: 0-0 | Neutral: 0-0

11/27/17	W	71-41	H
----------	---	-------	---

UT SAN ANTONIO (1-0)

Home: 0-0 | Away: 0-0 | Neutral: 1-0

11/24/20	W	91-45	N
----------	---	-------	---

UTAH STATE (34-2)

Home: 17-0 | Away: 15-2 | Neutral: 2-0

2/28/75	W	65-56	A
2/20/76	W	55-44	H
3/5/76	W	62-48	A
12/14/76	W	63-46	A
1/1/77	W	61-51	H
2/11/77	W	63-46	A
3/4/78	W	92-66	H
1/5/79	W	74-66	N
1/18/79	W	87-71	A

UTAH VALLEY (9-0)

Home: 8-0 | Away: 1-0 | Neutral: 0-0

12/2/04	W	88-66	H
11/17/06	W	70-68 (20T)	A
1/6/10	W	65-30	H
12/28/11	W	82-51	H
12/11/13	W	81-70	H
11/19/16	W	100-52	H
12/1/18	W	85-47	H
12/18/21	W	65-57	H
11/11/22	W	97-27	H

UTEP (28-2)

Home: 15-1 | Away: 13-1 | Neutral: 0-0

2/13/76	W	63-60	A
2/4/77	W	64-39	H
1/26/78	W	62-38	A
2/3/79	W	97-45	H
2/2/80	W	75-61	H
2/22/80	W	88-64	A

VANDERBILT (1-2)

Home: 1-0 | Away: 0-1 | Neutral: 0-1

3/22/84	L	84-58	N
1/15/87	L	65-64	A
11/1/90	W	86-78	H

VILLANOVA (1-0)

Home: 0-0 | Away: 0-0 | Neutral: 1-0

3/22/09	W	60-30	N
---------	---	-------	---

VIRGINIA (0-2)

Home: 0-0 | Away: 0-1 | Neutral: 0-1

3/16/97	L	65-46	A
11/28/08	L	65-57	N

WASHINGTON (20-16)

Home: 12-4 | Away: 6-10 | Neutral: 2-2

12/2/81	W	81-75	H
12/9/82	L	80-74	A
11/26/83	W	91-78	H
1/12/85	L	74-58	A



SERIES RECORDS

12/20/89	L	65-51	A	2/14/14	L	83-73	H	11/28/84	W	81-74	A
12/4/04	W	64-56	H	1/23/15	L	63-54	A	12/6/85	W	101-68	H
11/23/05	L	63-56	A	2/15/15	L	61-52	H	12/30/86	W	79-61	A
12/1/10	L	58-55	H	1/2/16	W	73-71	H	1/2/87	W	75-58	A
1/7/12	W	49-36 (OT)	A	2/27/16	W	75-69	A	11/28/87	W	73-54	H
3/18/12	L	52-39	A	2/5/17	L	61-55	H	12/6/88	W	70-60	A
2/22/13	W	60-48	H	2/23/17	W	74-57	A	12/5/89	L	69-68	A
1/17/14	L	53-52 (OT)	A	1/7/18	W	81-79	A	2/5/90	W	86-83	H
2/16/14	L	67-66	H	2/16/18	W	54-50	H	12/7/90	W	95-47	H
3/6/14	W	65-53	N	1/11/19	W	72-68	A	12/31/90	W	62-50	A
1/25/15	L	63-51	A	2/24/19	W	75-67	H	11/23/91	W	72-49	H
2/13/15	W	69-61	H	2/9/20	W	78-66	A	12/3/92	W	78-67	A
3/5/15	L	75-64	N	1/1/21	L	79-74	H	12/5/92	W	54-52	H
1/4/16	W	88-83	H	2/21/21	L	68-55	A	12/10/93	W	73-58	A
2/25/16	L	73-60	A	3/3/21	L	57-48	N	12/22/94	L	61-59	H
2/3/17	L	82-53	H	2/6/22	W	72-66	H	12/16/95	W	81-59	A
2/25/17	L	84-77	A	3/3/22	W	70-59	N	11/26/96	W	60-56	H
1/5/18	W	74-65	A	12/30/22	W	71-65	A	11/21/97	W	69-48	A
2/18/18	W	81-46	H	2/12/23	W	73-59	H	12/19/98	W	65-62	A
1/13/19	W	58-43	A	3/2/23	L	58-66	N	12/9/99	W	62-42	H
1/22/19	W	88-56	H	2/4/24	W	73-61	A	11/25/00	W	61-33	H
3/7/19	L	64-54	N	2/29/24	W	82-67	H	12/17/01	W	72-65	A
2/7/20	W	74-65	A					1/4/03	L	59-70	A
3/5/20	W	72-63	N					12/20/03	W	51-38	H
1/3/21	W	84-63	H	WAYLAND BAPTIST (0-1)				12/8/04	W	66-59	A
2/19/21	L	78-61	A	Home: 0-0 Away: 0-0 Neutral: 0-1				12/7/05	W	65-38	H
2/4/22	W	71-66	H	3/24/76	L	85-46	N	11/29/06	W	77-43	A
1/1/23	W	61-53	A					12/21/07	W	71-45	H
2/10/23	W	92-69	H	WEBER STATE (51-6)				12/19/08	L	65-63	A
2/2/24	W	83-65	A	Home: 27-1 Away: 21-5 Neutral: 3-0				12/1/09	W	56-41	H
3/2/24	L	67-42	H	3/1/75	W	46-45	H	11/16/10	W	62-56	A
				1/3/76	W	74-58	H	12/1/11	W	81-63	H
				2/21/76	W	58-51	H	11/24/12	W	73-47	A
				3/6/76	W	73-44	N	12/17/16	W	71-52	H
				2/12/77	W	83-65	H	11/17/17	W	85-58	A
				12/8/77	W	91-88	A	12/15/18	W	77-56	H
				1/7/78	W	68-64	H	12/20/19	W	75-46	H
				3/3/78	W	94-72	H	12/20/22	W	88-52	A
				1/20/79	W	96-80	A	12/21/23	W	89-36	H
				11/24/79	L	96-95	A				
				1/25/80	W	93-70	H				
				11/21/80	W	76-58	A	WESTERN CAROLINA (1-0)			
				1/2/81	W	75-61	N	Home: 0-0 Away: 0-0 Neutral: 1-0			
				1/16/82	W	61-55	H	11/30/02	W	66-44	N
				12/6/82	L	72-58	A				
				1/8/83	W	66-65	A				
				12/15/83	W	86-68	H				

WASHINGTON STATE (25-10)

Home: 11-4 | Away: 12-3 | Neutral: 2-3

12/8/78	L	65-57	N
1/3/80	W	79-41	H
12/5/80	W	83-65	A
12/10/82	W	70-63	N
11/25/85	W	72-58	A
12/13/86	W	59-56	H
12/10/98	W	81-70 (OT)	A
11/20/99	W	65-49	H
12/21/02	W	85-50	A
12/13/03	W	61-51	H
1/5/12	L	60-43	A
2/24/13	W	59-47	H
1/19/14	W	59-57	A



SERIES RECORDS

WESTERN KENTUCKY (2-4)

Home: 1-1 | Away: 0-2 | Neutral: 1-1

1/17/87	L	77-53	A
12/5/87	L	78-61	H
11/23/90	L	79-77	N
11/26/93	L	83-41	A
11/27/95	W	83-77	H
11/28/03	W	84-55	N

WESTMINSTER (3-0)

Home: 3-0 | Away: 0-0 | Neutral: 0-0

12/9/08	W	69-49	H
12/12/09	W	68-35	H
12/6/10	W	78-36	H

WHITWORTH COLLEGE (1-0)

Home: 1-0 | Away: 0-0 | Neutral: 0-0

12/10/99	W	86-43	H
----------	---	-------	---

WISCONSIN (1-1)

Home: 1-0 | Away: 0-1 | Neutral: 0-0

11/30/91	W	65-62	H
12/30/93	L	79-65	A

WYOMING (59-10)

Home: 30-3 | Away: 27-7 | Neutral: 2-0

2/7/75	W	51-50	A
1/30/76	W	54-23	H
12/3/76	W	57-38	N
1/21/77	W	76-51	A
2/10/78	W	76-69	H
2/17/79	L	96-74	A
1/19/80	W	82-56	H
2/15/80	W	76-75	A
1/23/81	W	96-81	H
2/28/81	W	79-54	A
1/7/82	L	86-65	A
2/6/82	W	66-56	H
1/20/83	W	77-59	A
2/17/83	W	75-63	H
2/2/84	W	87-60	H
3/3/84	W	51-49	A
1/23/85	W	78-65	H
2/16/85	L	65-57	A
1/23/86	W	72-59	A
2/22/86	W	73-59	H

1/31/87	W	81-68	A
2/14/87	W	79-48	H
2/6/88	W	68-54	H
2/18/88	W	75-58	A
1/27/89	W	86-51	H
3/4/89	L	79-77	A
3/11/89	W	92-54	N
2/10/90	L	63-62	H
2/23/90	L	69-66	A
3/9/90	W	80-61	H
1/25/91	W	72-69	A
2/23/91	W	53-51	H
3/8/91	W	74-62	A
1/18/92	W	71-65	A
2/13/92	W	73-66	H
1/22/93	W	75-55	A
2/20/93	W	62-58	H
1/20/94	W	65-47	H
2/12/94	W	60-58	A
2/9/95	W	72-60	A
2/18/95	W	59-44	H
1/27/96	W	57-55	H
2/15/96	W	59-44	A
1/15/98	W	74-63	A
2/12/98	W	75-62	H
1/20/00	W	84-46	H
2/17/00	W	85-66	A
1/20/01	W	54-48	H
2/15/01	W	69-36	A
1/10/02	W	80-59	H
2/9/02	W	66-53	A
1/16/03	W	63-47	H
2/15/03	W	70-59	A
1/15/04	W	57-39	A
2/14/04	W	59-45	H
1/15/05	W	67-49	H
2/10/05	W	82-79 (20T)	A
2/2/06	W	55-47	H
3/4/06	W	69-67 (20T)	A
2/1/07	L	55-56	A
3/3/07	L	53-62	H
1/30/08	W	60-59	A
3/2/08	W	67-53	H
1/7/09	W	70-52	A
2/8/09	W	64-57	H
1/27/10	W	54-47	H
2/28/10	W	52-48	A
1/15/11	L	55-48	H
2/16/11	I	50-50	A

XAVIER (1-1)

Home: 1-0 | Away: 0-1 | Neutral: 0-0

11/7/19	L	70-63	A
11/13/21	W	106-71	H


YALE (1-0)

Home: 0-0 | Away: 0-0 | Neutral: 1-0

11/29/96	W	77-60	N
----------	---	-------	---

NEW ERA // SAME LEGACY

RECORDS



U T A H W O M E N ' S B A S K E T B A L L



JON M. HUNTSMAN CENTER RECORDS

SCORING

Player: 46, Carol Menken
vs. Oregon State, 12/1/80
Team: 124 vs. Northern Arizona
2/24/79
124 vs. Oklahoma
11/16/22

REBOUNDS

Player: 22, Tina Gunn
vs. BYU, 2/9/79
Team: 70 vs. Colorado State
1/12/02

FIELD GOALS MADE

Player: 22, Carol Menken
vs. Oregon State, 12/1/80
Team: 57 vs. Montana Tech
11/22/00

FIELD GOALS ATTEMPTED

Player: 30, Carol Menken
vs. Oregon State, 12/1/80
Team: 93 vs. Idaho
12/29/80

FIELD GOAL PERCENTAGE

(Minimum: Player - 10, Team - 40)
Player: 1.000, Karen Alcorn (11-11)
vs. Idaho State, 11/24/88
Team: .672 (39-58)
vs. Carroll (MT), 11/28/23

3-PT FG ATTEMPTED

Player: 16, Erin Gibbons
vs. Fresno State, 2/20/99
Team: 53 vs. South Carolina St.
11/9/23

3-PT FIELD GOALS MADE

Player: 7, Erin Gibbons
vs. Fresno State, 2/20/99
7, Lana Sitterud
vs. TCU, 12/11/04
7, Justyna Podziemka
vs. Wyoming, 3/3/07
7, Kalee Whipple
vs. TCU, 2/10/10
7, Iwalani Rodrigues
vs. Westminster, 12/6/10
7, Iwalani Rodrigues
vs. Idaho State, 12/8/10
7, Tori Williams
vs. Washington, 2/18/18
Team: 21 vs. South Carolina St.
11/9/23

3-PT FG PERCENTAGE

(Minimum: Player - 7, Team - 8)
Player: 1.000, Iwalani Rodrigues (7-7)
vs. Westminster, 12/6/10
Team: .750 vs. California (6-8), 11/26/88
.750 vs. Colorado State, (9-12), 2/2/08

FREE THROWS MADE

Player: 16, Kathy Miller
vs. Weber State, 2/12/77
16, Morgan Warburton
vs. USC, 12/30/08
Team: 36 vs. Colorado
2/13/81

FREE THROWS ATTEMPTED

Player: 18, Kathy Miller
vs. Weber State, 2/12/77
18, Lauren Beckman
vs. San Francisco, 12/22/99
Team: 57 vs. Colorado, 2/13/81

FREE THROW PERCENTAGE

(Minimum: Player - 10, Team - 20)
Player: 1.000, Morgan Warburton (16-16)
vs. USC, 12/30/08
1.000, Brynna Maxwell (11-11)
vs. Oregon State, 1/31/21
Team: .958 vs. UCLA 1/22/24

ASSISTS

Player: 15, Holly Rawlings
vs. BYU, 1/21/81
15, Monica Starrett
vs. Boise State, 12/19/81
Team: 36 vs. UTEP
2/21/81

STEALS

Player: 10, Sherri Brooks
vs. Montana, 1/7/95
Team: 25 vs. Southern Utah
1/2/1991
25 vs. New Mexico
3/5/92

BLOCKS

Player: 9, Kristi Rose
vs. Colorado State, 2/8/97
Team: 13 vs. Montana State
1/4/93

MINUTES

Player: 59, Kalee Whipple/Janita Badon
vs. TCU, 2/10/10
Team: 300 (40T) vs. TCU
2/10/10

INDIVIDUAL SINGLE-GAME RECORDS

SCORING

- 45, Kalee Whipple vs. TCU, (2/10/10)
- 38, Megan Huff at Oregon, (2/1/19)
- 37, Alissa Pili vs. South Carolina, (12/10/23)
37, Alissa Pili vs. USC, (1/19/24)
- 36, Susana Tauteoli vs. Fresno State (2/6/93)
36, Taryn Wicijowski vs. San Jose St. (11/14/14)
- 35, Kim Smith* vs. DePaul (3/23/03)
35, Julie Krommenhoek at Rice (1/23/97)
35, Alissa Pili vs. Gonzaga (3/25/24)
- 34, Julie Krommenhoek vs. BYU (01/20/95)

REBOUNDS

- 21, Ellen Perrella vs. Weber State (1/2/81)
21, Amber McEwen at BYU, (3/1/96)
21, Andrea Harold vs. San Diego State (2/26/94)
21, Tanya Zachary vs. Southern Utah (1/28/92)
- 19, Amber McEwen* vs. New Mexico (3/8/96)
19, Michelle Plouffe* vs. Pacific (3/28/13)
19, Emily Potter vs. Creighton (12/9/15)
19, Taryn Wicijowski vs. San Jose State (11/14/14)
- 18, seven times . . .
last, Emily Potter vs. Weber State (12/17/16)

FIELD GOALS MADE

- 16, Susana Tauteoli vs. Fresno State (2/6/93)
- 15, Alissa Pili vs. South Carolina (12/10/23)
15, Taryn Wicijowski vs. San Jose State (11/14/14)
15, Kaylee Whipple vs. TCU (2/10/10)
15, Julie Krommenhoek vs. Air Force (01/22/98)
- 14, Mikki Kane-Barton* vs. Creighton (3/9/91)
- 13, eight times
last, Alissa Pili vs. Oregon State (1/28/24)

FIELD GOALS ATTEMPTED

- 28, Michelle Plouffe vs. Washington (2/16/14)
28, Alissa Pili vs. Oregon St. (1/28/24)
- 27, Kalee Whipple vs. TCU (2/10/10)
- 25, Deb Asper (OG)
- 25, Megan Huff (L) at Oregon (2/1/19)
- 24, Michelle Plouffe vs. USC (2/27/14)
24, Morgan Warburton vs. Colorado St. (3/5/08)
24, Julie Krommenhoek vs. Oregon (11/30/96)
24, Mikki Kane-Barton vs. Chicago State (12/31/92)
24, Mikki Kane-Barton vs. Idaho State (1/4/92)

3-PT. FIELD GOALS MADE

- 9, Julie Krommenhoek vs. Air Force (02/21/98)
- 8, Julie Krommenhoek* vs. Louisville (3/14/98)
8, Lindsay Herbert vs. UNLV (03/02/02)
- 7, nine times . . .
last, Isabel Palmer vs. Eastern Kentucky (11/9/23)

3-PT. FG ATTEMPTED

- 17, Julie Krommenhoek vs. Oregon (11/30/96)
- 16, Julie Krommenhoek vs. Southern California (12/14/96)
16, Julie Krommenhoek vs. Southern Miss (03/16/96)
- 15, Shona Thorburn vs. Colorado State (01/18/03)
15, Julie Krommenhoek vs. Air Force (01/22/98)
15, Julie Krommenhoek vs. UTEP (02/01/96)
- 14, Julie Krommenhoek vs. Yale (11/29/96)
- 13, Paige Crozon vs. Washington State (2/5/17)
13, Julie Krommenhoek vs. Idaho State (11/29/95)
- 12, Iwalani Rodrigues vs. Colorado State (1/29/11)
12, Kaylee Whipple vs. UNLV (1/16/10)
12, Julie Krommenhoek vs. Air Force (02/21/98)
12, Julie Krommenhoek vs. San Diego State (11/29/95)

FREE THROWS MADE

- 16, Morgan Warburton vs. USC (12/30/08)
- 15, Lauren Beckman vs. San Francisco (12/22/99)
15, Anne Handy at New Mexico St. (1/28/84)
- 14, Morgan Warburton* vs. San Diego St. (3/14/09)
- 13, Megan Huff vs. USC (3/3/19)
13, Mikki Kane-Barton vs. Northern Illinois (1/2/93)
13, Mikki Kane-Barton vs. UTEP (3/12/92)
- 12, Alissa Pili vs. USC (2/25/24)
12, Morgan Warburton vs. BYU (2/19/08)
12, Lauren Beckman vs. Colorado State (11/18/01)
12, Mikki-Kane Barton vs. Northern Illinois (1/6/92)

FREE THROWS ATTEMPTED

- 18, Lauren Beckman vs. San Francisco, (12/22/99)
- 17, Sandy Kovach (OG) vs. Hawai'i (11/23/81)
17, Michelle Plouffe vs. USC (2/27/14)
- 16, Morgan Warburton vs. USC (12/30/08)
16, Mikki Kane-Barton vs. UTEP (3/12/92)
- 15, Michelle Plouffe vs. BYU (2/12/11)
15, Mikki Kane-Barton vs. Northern Illinois (1/6/92)
- 14, eight times . . .
last, Alissa Pili vs. USC (2/25/24)

ASSISTS

- 18, Leilani Mitchell vs. Fresno St, (12/1/07)
- 15, Monica Starrett vs. Boise State (12/19/81)
15, Holly Rawlings vs. BYU (1/31/81)
- 14, Alli Bills* vs. SMU (3/7/97)
- 14, Ines Vieira vs. Alas. Anchorage (11/18/23)
14, Gina Butters vs. Cal (11/26/88)
- 13, Leilani Mitchell vs. UC Irvine (11/15/09)
13, Leilani Mitchell vs. Wyoming (3/2/08)
13, Leilani Mitchell vs. UNLV (3/8/08)
13, Shona Thorburn vs. Gonzaga (12/10/05)
13, Alli Bills vs. Rice (01/23/97)

STEALS

- 9, Melanee Brooks-McQueen vs. SUU (1/2/91)
- 8, Reggie Wright vs. Wyoming (02/14/87)
- 7, Ines Vieira vs. Oregon (1/26/24)
7, Leilani Mitchell vs. BYU (2/19/08)
7, Lana Sitterud vs. Colorado State (1/13/05)
7, Kelsy Stireman vs. Weber State (12/20/03)
7, Hilary King-Noel vs. New Mexico (01/04/97)
- 6, twenty-four times . . .
last, Kennedy McQueen vs. Stanford (2/25/23)

BLOCKS

- 9, Kristi Rose vs. Colorado St (2/8/97)
- 7, Emily Potter vs. Lamar (11/17/15)
7, Emily Potter vs. Stanford (2/21/16)
7, Kristi Rose vs. San Diego State (01/14/99)
- 6, eight times . . .
last, Peyton McFarland vs. Arizona (12/20/20)

TURNOVERS

- 16, Mary Tebbs vs. Pacific, Jan. 11, 1982



INDIVIDUAL SINGLE-SEASON RECORDS

SCORING

Table with 2 columns: Rank, Player Name and Season, Points. Top entries: 1. Alissa Pili, 2023-24 (727), 2. Kim Smith, 2005-06 (655), 3. Alissa Pili, 2022-23 (643).

SCORING AVERAGE

Table with 2 columns: Rank, Player Name and Season, Points per game. Top entries: 1. Alissa Pili, 2023-24 (21.4), 2. Alissa Pili, 2022-23 (20.7), 3. Deb Asper, 1982-83 (20.5).

TOTAL REBOUNDS

Table with 2 columns: Rank, Player Name and Season, Total Rebounds. Top entries: 1. Michelle Plouffe, 2012-13 (347), 2. Emily Potter, 2015-16 (337), 3. Tanya Zachary, 1991-92 (311).

REBOUNDBING AVERAGE

Table with 2 columns: Rank, Player Name and Season, Rebounds per game. Top entries: 1. Lori Parrish, 1977-78 (10.8), 2. Michelle Plouffe, 2013-14 (10.6), 2. Anne Handy, 1984-85 (10.4).

OFFENSIVE REBOUNDS

Table with 2 columns: Rank, Player Name and Season, Offensive Rebounds. Top entries: 1. Tanya Zachary, 1990-91 (121), 2. Amber McEwen, 1995-96 (118), 3. Taryn Wicijowski, 2009-10 (116).

DEFENSIVE REBOUNDS

Table with 2 columns: Rank, Player Name and Season, Defensive Rebounds. Top entries: 1. Michelle Plouffe, 2012-13 (284), 2. Michelle Plouffe, 2013-14 (244), 3. Emily Potter, 2015-16 (237).

FIELD GOALS MADE

Table with 2 columns: Rank, Player Name and Season, Field Goals Made. Top entries: 1. Alissa Pili, 2023-24 (269), 2. Alissa Pili, 2022-23 (250), 3. Kim Smith, 2005-06 (247).

FIELD GOALS ATTEMPTED

Table with 2 columns: Rank, Player Name and Season, Field Goals Attempted. Top entries: 1. Michelle Plouffe, 2012-13 (557), 2. Kalee Whipple, 2009-10 (534), 3. Alissa Pili, 2023-24 (489).

FIELD GOAL PERCENTAGE (Minimum 100 Attempts)

Table with 2 columns: Rank, Player Name and Season, Field Goal Percentage. Top entries: 1. Sandy Kovach, 1982-83 (62.5), 2. Alissa Pili, 2022-23 (59.0), 3. Taryn Wicijowski, 2009-10 (57.8).

3-PT FIELD GOALS MADE

Table with 2 columns: Rank, Player Name and Season, 3-PT Field Goals Made. Top entries: 1. Iwalani Rodrigues, 2010-11 (110), 2. Julie Krommenhoek, 1996-97 (103), 3. Julie Krommenhoek, 1997-98 (98).

Table with 2 columns: Rank, Player Name and Season, 3-PT Field Goals Made. Top entries: 10. Lindsey Herbert, 2001-02 (70), Lana Sitterud, 2004-05 (70).

3-PT FIELD GOAL ATTEMPTS

Table with 2 columns: Rank, Player Name and Season, 3-PT Field Goal Attempts. Top entries: 1. Iwalani Rodrigues, 2010-11 (245), 2. Julie Krommenhoek, 1996-97 (233), 3. Julie Krommenhoek, 1997-98 (231).

3-PT FIELD GOAL PERCENTAGE (Minimum 50 Attempts)

Table with 2 columns: Rank, Player Name and Season, 3-PT Field Goal Percentage. Top entries: 1. Gianna Kneepkens, 2023-24 (54.0), 2. Julie Larsen, 2005-06 (50.4), 3. Tiana Fuertes, 1999-00 (48.4).

FREE THROWS MADE

Table with 2 columns: Rank, Player Name and Season, Free Throws Made. Top entries: 1. Morgan Warburton, 2008-09 (161), 2. Mikki Kane-Barton, 1991-92 (143), 3. Karen Alcorn, 1991-92 (142).

FREE THROWS ATTEMPTED

Table with 2 columns: Rank, Player Name and Season, Free Throws Attempted. Top entries: 1. Mikki Kane-Barton, 1991-92 (204), 2. Deb Asper, 1983-84 (197), 3. Shona Thorburn, 2004-05 (191).



INDIVIDUAL SINGLE-SEASON RECORDS

FREE THROW PERCENTAGE

(Minimum 50 Attempts)

1.	Brynna Maxwell, 2019-20.....	94.3
2.	Brynna Maxwell, 2020-21.....	92.4
3.	Katie King, 2008-09.....	91.8
4.	Morgan Warburton, 2008-09.....	90.4
5.	Gina Butters, 1985-86.....	88.6
6.	Brynna Maxwell, 2021-22.....	88.5
7.	Julie Krommenhoek, 1995-96.....	88.2
	Morgan Warburton, 2006-07.....	88.2
9.	Julie Krommenhoek, 1994-95.....	87.6
10.	Kristina Anderson, 2000-01.....	87.4

ASSISTS

1.	Shona Thorburn, 2005-06.....	242
2.	Leilani Mitchell, 2007-08.....	240
3.	Shona Thorburn, 2004-05.....	221
4.	Alli Bills, 1996-97.....	213
5.	Alli Bills, 1997-98.....	212
6.	Ines Vieira, 2023-24.....	200
7.	Janita Badon, 2010-11.....	197
8.	Erika Bean, 2016-17.....	173
9.	Gina Butters, 1988-89.....	172
10.	Erika Bean, 2018-19.....	170

ASSISTS AVERAGE

1.	Alli Bills, 1997-98.....	7.9
2.	Leilani Mitchell, 2007-08.....	7.5
3.	Alli Bills, 1996-97.....	7.6
4.	Shona Thorburn, 2005-06.....	7.1
5.	Shona Thorburn, 2004-05.....	6.5
6.	Ines Vieria, 2023-24.....	5.8
7.	Erika Bean, 2018-19.....	5.7
8.	Janita Badon, 2010-11.....	5.6
9.	Dru Gylten, 2018-19.....	5.5
	Erika Bean, 2016-17.....	5.5

BLOCKED SHOTS

1.	Emily Potter, 2016-17.....	89
2.	Emily Potter, 2015-16.....	83
3.	Lauren Beckman, 2001-02.....	62
4.	Lauren Beckman, 1999-00.....	61
5.	Lori Parrish, 1978-79.....	55
	Emily Potter, 2017-18.....	55
7.	Kristi Rose, 1997-98.....	54
8.	Lauren Beckman, 2000-01.....	51
9.	Halie Sawyer, 2009-10.....	47
10.	Cindy Lindsay, 1988-89.....	46

STEALS

1.	Holly Rawlings, 1980-81.....	88
2.	Janita Badon, 2010-11.....	85
3.	Amy Ewert, 2000-01.....	83
4.	Janita Badon, 2009-10.....	79
5.	Alli Bills, 1996-97.....	74
6.	Holly Rawlings, 1979-80.....	73
	Julie Krommenhoek, 1996-97.....	73
	Alli Bills, 1997-98.....	73
	Lana Sitterud, 2004-05.....	73
10.	Melanee Brooks-McQueen, 1990-91.....	72
	Kalee Whipple, 2008-09.....	72
	Michelle Plouffe, 2012-13.....	72

TEAM SINGLE-GAME RECORDS

POINTS

1. 124 vs. Northern Ariz. (3/24/79)
- 124 vs. Oklahoma (11/16/22)
3. 117 vs Eastern Kentucky (11/19/23)
4. 109 vs. Utah State (1/13/84)
- 109 vs. Mississippi Valley St (12/1/22)
6. 106 vs. Xavier (11/13/21)
7. 105 vs. Lipscomb (11/10/21)
8. 104 vs. MVSU (11/6/23)
9. 103 vs. Gardner-Webb (3/17/23)
- 103 vs. CP-Pomona (12/15/89)
- 103, vs. New Mexico State (2/2/79)

FIELD GOALS

1. 48 vs. Northern Ariz. (2/24/79)
2. 46 vs. Utah State (1/13/84)
3. 45 vs. Oklahoma (11/16/23)
- 45, vs. New Mexico State (2/2/79)
5. 44 vs. Eastern Kentucky (11/19/23)
- 44, vs. UTEP (2/3/79)
7. 43, vs. Cal (12/2/78)
8. 42, vs. Arizona (1/17/79)
9. 41 at Mississippi Valley St. (12/1/22)
- 41, vs. UNLV (2/26/79)
- 41, vs. Colorado (3/1/79)
- 41 vs. Weber State (12/06/85)

FG ATTEMPTED

1. 93 vs. Idaho (12/19/80)
2. 90 vs. New Mexico St. (2/2/79)
3. 88, vs. Wyoming (1/19/80)
4. 86 vs. South Carolina State (11/9/23)
- 86, vs. Arizona (1/26/14)
- 86, vs. BYU
5. 82 vs. Oklahoma (11/16/22)
- 82 vs. Utah State (12/1/79)
7. 81 vs. UNLV (2/26/79)
- 81 vs. San Fran State (12/13/79)
- 81 vs. BYU (01/02/86)
10. 80 vs. Fresno State (2/4/93)

3-PT FG MADE

1. 21 vs. South Carolina State (11/9/23)
2. 19 vs. Lipscomb (11/10/21)
3. 18 vs. Eastern Kentucky (11/19/23)
4. 17 vs. Southeastern LA (11/13/22)
- 17 vs. BYU (12/2/23)
- 17 vs. Merrimack (11/24/23)
7. 16 vs. Eastern Illinois (11/28/21)
- 16 vs. Southern Utah (12/16/23)
- 16 at Colorado (1/17/20)
- 16 vs. Washington (2/10/23)
- 16 vs. Colorado (1/17/20)

3-PT FG ATTEMPTED

1. 53 vs. South Carolina State (11/9/23)
2. 45 vs. Merrimack (11/24/23)
3. 42 vs. Lipscomb (11/10/21)
4. 40 vs. Oklahoma (11/16/22)
5. 37 vs. Eastern Illinois (11/28/21)
6. 36 vs. at Arizona (1/7/24)
7. 35 vs. Weber State (12/21/23)
- 35 vs. BYU (12/4/21)

HIGHEST 3-PT FG %

1. .769 (10-13) vs. BYU (3/8/95)
2. .696 (16-23) vs. Colorado (1/17/20)
3. .643 (18-28) vs. EKU (11/19/23)
4. .611 (11-18) vs. Oral Roberts (12/5/19)
5. .609 (14-23) vs. Carroll (MT) (11/28/23)
6. .591 (13-22) vs. Colorado (12/30/18)
7. .552 (16-29) vs. Washington (2/10/23)
8. .545 (12-22) vs. Colorado (1/18/19)
9. .542 (13-24) vs. Utah Valley (12/1/18)

FT MADE

1. 36 vs. Colorado (2/13/81)
2. 34 vs. USC (12/30/08)
3. 30 vs. Northwestern (12/20/06)
- 30 vs. Air Force (1/20/07)
5. 28 vs. Princeton (3/19/23)
6. 27 vs. Alabama (11/21/22)
- 27 vs. USC (3/3/19)
- 27 vs. Southern Methodist (03/07/97)
9. 26 seven times . . .
- last, vs. Stanford (2/25/23)

FT ATTEMPTS

1. 57 vs. Colorado (2/13/81)
2. 44 vs. Northwestern (12/20/06)
3. 38 vs. Arizona State (2/22/79)
4. 37 vs. Princeton (3/19/23)
- 37 vs. USC (12/30/08)
6. 36, vs. Southern Utah (11/13/12)
7. 35, vs. San Diego State (3/7/92)
8. 34, seven times
- last, vs. USC (3/3/19)

REBOUNDS

1. 74 at Utah State (2/18/84)
2. 70 vs Colorado State (01/12/02)
3. 67 vs. Colorado State (2/8/97)
4. 66 vs. Manukau (11/02/00)
5. 63 vs. South Carolina St. (11/9/23)
- 63 vs. San Jose State (11/14/14)
7. 61 vs. Arizona (1/17/79)
8. 60 vs. Idaho (11/7/22)
9. 59 vs. Cincinnati (11/19/21)
- 59 vs. Southern Utah (11/30/16)

ASSISTS

1. 36 vs. UTEP (2/21/81)
2. 35 vs. Alaska Anchorage (11/18/23)
3. 33 vs. Oklahoma (11/16/22)
- 33 vs. New Mexico (3/5/92)
5. 32 vs. Gardner-Webb (3/17/23)
6. 31 vs. South Carolina St. (11/9/23)
- 31 vs. Fresno State (2/6/93)
8. 30 vs. Mississippi Valley St (11/6/23)
- 30 vs. Eastern Kentucky (11/19/23)
- 30 vs. Southern Utah (12/22/22)
- 30 vs. Utah Valley (11/19/16)
- 30 vs. Middle Tennessee (12/14/78)

STEALS

1. 25 vs. Southern Utah (1/2/91)
- 25 vs. New Mexico (3/5/92)
3. 22 vs. Southwest Texas St.
- (11/30/90)
4. 20 vs. Idaho State (12/29/91)
- 20 vs. Montana St. (12/16/90)
5. 18, ten times
- last, vs. Mississippi Valley St (11/6/23)

BLOCKS

1. 16 vs. Montana Tech (1/4/02)
2. 13 vs. New Mexico (3/5/92)
- 13 vs. Montana (1/4/93)
4. 12 vs. Utah Valley (11/19/16)
- 12 vs. San Jose State (02/18/99)
6. 11, San Diego State (01/14/99)
7. 10, six times
- last vs. USC (1/1/17)

TURNOVERS

- Game: 39 vs. Central Mo St. (12/16/78)

TEAM SINGLE SEASON RECORDS

ALL-TIME RECORD

1008-500 (.668 since 1974-75)

WINS/LOSSES

MOST WINS IN A SEASON

1.	28	2000-01 (28-4)
2.	27	2005-06 (27-7)
	27	2007-08 (27-5)
	27	2022-23 (27-5)
5.	26	2004-05 (26-8)
	26	1976-77 (26-3)
7.	25	1996-97 (25-6)
8.	24	1980-81 (24-9)
	24	1988-89 (24-6)
	24	2002-03 (24-7)
	24	2003-04 (24-7)

MOST CONFERENCE WINS

1.	16	2007-08 (16-0)
2.	15	1996-97 (15-1)
	15	2022-23 (15-3)
4.	14	2000-01 (14-0)
5.	13	1976-77 (13-0)
	13	2008-09 (13-3)
7.	12	Nine times ...

FEWEST LOSSES

1.	2	1974-75 (12-2)
2.	3	1976-77 (26-3)
3.	4	2000-01 (28-4)
4.	5	1975-76 (19-5)
	5	2007-08 (27-5)
	5	2022-23 (27-5)
7.	6	1988-89 (24-6)
	6	1996-97 (25-6)
	6	1997-98 (21-6)

FEWEST CONFERENCE LOSSES

1.	0	1976-77 (13-0)
	0	2000-01 (14-0)
	0	2007-08 (16-0)
2.	1	1974-75 (10-1)
	1	1975-76 (12-1)
	1	1977-78 (12-1)
	1	1980-81 (9-1)
	1	1985-86 (11-1)
	1	1987-88 (9-1)
	1	1988-89 (9-1)
	1	1996-97 (15-1)
10.	2	Nine times ...

BEST WINNING %

1.	.896	1976-77 (26-3)
2.	.875	2000-01 (28-4)
3.	.857	1974-75 (12-2)
4.	.844	2022-23 (27-5)
	.844	2007-08 (27-5)
6.	.806	1996-97 (25-6)
7.	.800	1988-89 (24-6)
8.	.794	2005-06 (27-7)
9.	.774	2002-03 (24-7)
	.774	2003-04 (24-7)

BEST CONFERENCE WINNING %

1.	1.000	1976-77 (13-0)
	1.000	2000-01 (14-0)
	1.000	2007-08 (16-0)
4.	.938	1996-97 (15-1)
5.	.923	1975-76 (12-1)
	.923	1977-78 (12-1)
7.	.916	1985-86 (11-1)
8.	.909	1974-75 (10-1)
9.	.900	Three times

MOST GAMES PLAYED

1.	37	2012-13 (23-14)
2.	35	2009-10 (23-12)
	35	2010-11 (18-17)
4.	34	2004-05 (26-8)
	34	2005-06 (27-7)
6.	33	Seven times ...

HIGHEST HOME ATTENDANCE

1.	78,140	2023-24
2.	58,042	2022-23
3.	45,618	2018-19
4.	40,698	2019-20
5.	28,719	2017-18
6.	27,922	2000-01
7.	27,014	2008-09
8.	26,171	2016-17
9.	22,314	2003-04
10.	21,026	2004-05

LONGEST WINNING STREAK

1.	22	Dec. 8, 2007 - March 8, 2008
2.	18	Jan. 7, 1977 - March 5, 1977
3.	16	Nov. 21, 1997 - Jan. 24, 1998
	14	Nov. 07, 2022 - Jan. 1, 2023

SCORING

MOST POINTS

1.	2,650	(2022-23)
2.	2,630	(2023-24)
3.	2,589	(1978-79)
4.	2,580	(1980-81)
5.	2,505	(2021-22)
6.	2,353	(2005-06)
7.	2,279	(2018-19)
8.	2,266	(2015-16)
9.	2,258	(1990-91)
10.	2,241	(2004-05)

SCORING AVG.

1.	82.8	(2022-23)
2.	78.5	(1978-79)
3.	78.2	(1980-81)
4.	77.4	(2023-24)
5.	76.0	(1979-80)
6.	75.9	(2021-22)
7.	75.3	(2004-05)
8.	75.3	(1982-83)
9.	74.5	(1990-91)
10.	74.2	(2018-19)

FIELD GOALS

MOST FIELD GOALS

1.	1,087	(1978-79)
2.	1,060	(1980-81)
3.	974	(2023-24)
4.	928	(2022-23)
5.	913	(1979-80)
6.	900	(1983-84)
7.	890	(1982-83)
8.	862	(2021-22)
9.	849	(1985-86)
	849	(1990-91)

MOST FG ATTEMPTED

1.	2,415	(1978-79)
2.	2,244	(1980-81)
3.	2,059	(2023-24)
4.	1,989	(1979-80)
5.	1,974	(2015-16)
6.	1,971	(2021-22)
7.	1,953	(1976-77)
8.	1,943	(1982-83)
9.	1,936	(1977-78)
10.	1,917	(1983-84)
	1,917	(2022-23)

HIGHEST FG %

1.	.484	(928-1917)	2022-23
2.	.479	(832-1737)	1988-89
3.	.473	(974-2059)	2023-24
4.	.472	(1060-2244)	1980-81
5.	.469	(900-1917)	1983-84
6.	.467	(802-1719)	2007-08
	.467	(801-1715)	1990-91
8.	.465	(821-1767)	2018-19
9.	.460	(849-1864)	1985-86
	.460	(773-1682)	1986-87

FOR THREE

MOST 3-PT FG MADE

1.	348	(2023-24)
2.	312	(2021-22)
3.	265	(2022-23)
4.	253	(2019-20)
5.	239	(2018-19)
6.	238	(2005-06)
7.	235	(2004-05)
8.	218	(2002-03)
9.	216	(2010-11)
10.	210	(2003-04)

MOST 3-PT FG ATTEMPTED

1.	966	(2023-24)
2.	876	(2021-22)
3.	752	(2022-23)
4.	709	(2019-20)
5.	662	(2005-06)
6.	655	(2010-11)
7.	647	(2004-05)
8.	638	(2018-19)
9.	622	(2002-03)
10.	589	(2012-13)

HIGHEST 3-PT FG %

1.	.428	(59-138)	1988-89
2.	.401	(202-504)	1999-00
3.	.396	(185-467)	2007-08
4.	.392	(161-411)	1994-95
5.	.390	(41-105)	1987-88
6.	.379	(170-448)	1997-98
7.	.375	(239-638)	2018-19
	.375	(210-560)	2003-04
9.	.370	(178-481)	2001-02
10.	.363	(235-647)	2004-05



TEAM SINGLE SEASON RECORDS

FREE THROWS

MOST FT MADE

- 529 (2022-23)
- 523 (2000-01)
- 503 (1989-90)
503 (1991-92)
- 496 (1990-91)
- 469 (2021-22)
- 468 (1988-89)
468 (2006-07)
- 465 (1987-88)
- 460 (1980-81)

MOST FT ATTEMPTS

- 768 (1989-90)
- 735 (1980-81)
- 719 (1991-92)
- 680 (2023-24)
- 679 (2000-01)
- 654 (1994-95)
- 626 (1984-85)
- 621 (2005-06)
- 615 (2006-07)
- 609 (2015-16)

HIGHEST FT PCT.

- | | | |
|-----|----------------|---------|
| 1. | .802 (413-415) | 08-09 |
| 2. | .779 (469-602) | 21-22 |
| 3. | .778 (529-680) | 22-23 |
| 4. | .770 (523-679) | 00-01 |
| 5. | .749 (334-446) | 23-24 |
| 6. | .767 (346-451) | 2018-19 |
| 7. | .761 (468-615) | 2006-07 |
| 8. | .760 (411-541) | 2002-03 |
| 9. | .749 (334-446) | 2023-24 |
| 10. | .744 (453-609) | 2015-16 |

MISCELLANEOUS

REBOUNDS

- 1,472 (1978-79)
- 1,409 (1980-81)
- 1,399 (2015-16)
- 1,345 (2012-13)
- 1,343 (1983-84)
- 1,326 (2009-10)
- 1,314 (2010-11)
1,314 (1982-83)
- 1,283 (2017-18)
- 1,249 (1996-97)

REBOUNDING AVG.

- 45.3 (1983-82)
- 44.6 (1978-79)
- 43.3 (1983-84)
- 42.7 (1980-81)
- 42.4 (2015-16)
- 41.0 (1990-91)
- 40.9 (1989-90)
- 40.7 (1984-85)
- 40.6 (1991-92)
40.6 (1995-96)

MOST OFFENSIVE REBOUNDS

- 475 (1989-90)
- 451 (1990-91)
- 429 (2015-16)
- 429 (2021-22)
- 420 (2010-11)
- 415 (1996-97)
- 413 (2009-10)
- 408 (2004-05)
- 406 (2005-06)
- 401 (2016-17)

MOST DEFENSIVE REBOUNDS

- 1,032 (2012-13)
- 970 (2015-16)
- 932 (2008-09)
- 913 (2009-10)
- 909 (2023-24)
- 894 (2010-11)
- 892 (2017-18)
- 878 (2016-17)
- 872 (2011-12)
- 869 (2005-06)

MOST ASSISTS

- 660 (2023-24)
- 644 (1980-81)
- 585 (1991-92)
585 (2022-23)
- 572 (2005-06)
- 555 (1990-91)
- 553 (1978-79)
- 549 (2004-05)
- 526 (2018-19)
- 520 (1999-00)

ASSIST AVG.

- 19.5 (1980-81)
19.5 (1991-92)

- 19.4 (2023-24)
- 18.5 (1990-91)
- 18.3 (2022-23)
- 17.9 (1986-87)
- 17.5 (2018-19)
17.5 (1997-98)
- 17.0 (1994-95)
- 16.9 (1981-82)

MOST STEALS

- 376 (1980-81)
- 334 (1989-90)
- 312 (1996-97)
- 311 (1990-91)
- 308 (2002-03)
- 295 (1992-93)
- 294 (1994-95)
- 292 (2004-05)
- 290 (1991-92)
- 274 (2023-24)

MOST BLOCKS

- 168 (2016-17)
- 153 (2010-11)
- 146 (1999-00)
- 140 (2015-16)
- 139 (2017-18)
- 133 (2011-12)
- 129 (1982-83)
129 (2009-10)
- 125 (1992-93)
- 122 (1981-82)
122 (2000-01)

MOST TURNOVERS

- 728 (1980-81)
- 657 (1978-79)
- 648 (1981-82)
- 608 (1983-84)
- 601 (2009-10)
- 586 (1982-83)
- 585 (2006-07)
- 584 (1979-80)
- 578 (1989-90)
- 577 (2008-09)

FEWEST TURNOVERS

- 373 (2020-21)
- 376 (1975-76)
- 389 (1976-77)
- 395 (2003-04)
- 421 (2018-19)
- 422 (2013-14)
- 424 (2014-15)
- 429 (1997-98)
- 445 (2019-20)
- 448 (1986-87)

CAREER RECORDS

SCORING

1.	Kim Smith, 2002-06	2,281
2.	Michelle Plouffe, 2010-14	2,100
3.	Julie Krommenhoek, 1994-98	2,087
4.	Deb Asper, 1980-84	2,075
5.	Kalee Whipple, 2006-10	1,964
6.	Taryn Wicijowski, 2009-15	1,887
7.	Morgan Warburton, 2005-09	1,886
8.	Anne Handy, 1981-85	1,760
9.	Shona Thorburn, 2002-06	1,735
10.	Mikki Kane-Barton, 1989-93	1,690

SCORING AVERAGE

(Minimum 750 Points)

1.	Alissa Pili, 2022-24	21.1
2.	Julie Krommenhoek, 1994-98	17.8
3.	Kim Smith, 2002-06	17.5
4.	Deb Asper, 1980-84	17.2
	Megan Huff, 2017-19	17.2
6.	Michelle Plouffe, 2010-14	15.8
7.	Amber McEwen, 1994-96	15.3
8.	Anne Handy, 1981-85	15.0
9.	Kalee Whipple, 2006-10	14.8
10.	Morgan Warburton, 2005-09	14.3

TOTAL REBOUNDS

1.	Michelle Plouffe, 2010-14	1,171
2.	Anne Handy, 1981-85	1,106
3.	Taryn Wicijowski, 2009-15	1,047
4.	Deb Asper, 1980-84	1,042
5.	Emily Potter, 2013-18	1,037
6.	Kim Smith, 2002-06	1,015
7.	Kalee Whipple, 2006-10	905
8.	Sandy Kovach, 1979-83	877
9.	Tanya Zachary, 1988-92	852
10.	Lori Parrish, 1976-79, 80-81	832

REBOUNDING AVERAGE

(Min. 300 Rebounds)

1.	Anne Handy, 1981-85	9.5
2.	Amber McEwen, 1994-96	8.8
	Michelle Plouffe, 2010-14	8.8
	Megan Huff, 2017-19	8.8
5.	Deb Asper, 1980-84	8.6
6.	Emily Potter, 2013-18	8.1
7.	Tanya Zachary, 1988-92	7.8
	Kim Smith, 2002-06	7.8
	Taryn Wicijowski, 2009-15	7.8
10.	Sandy Kovach, 1979-83	7.6

OFFENSIVE REBOUNDS

1.	Taryn Wicijowski, 2009-15	387
2.	Kim Smith, 2002-06	341
3.	Tanya Zachary, 1988-92	320
4.	Emily Potter, 2013-2018	313
5.	Mikki Kane-Barton, 1989-93	298
6.	Lauren Beckman, 1998-02	292
7.	Michelle Plouffe, 2010-14	276
8.	Kalee Whipple, 2006-10	266
9.	Halie Sawyer, 2006-10	235
10.	Hilary King-Noel, 1993-97	233

DEFENSIVE REBOUNDS

1.	Michelle Plouffe, 2010-13	895
2.	Emily Potter, 2013-18	724
3.	Kim Smith, 2002-06	674
4.	Taryn Wicijowski, 2009-15	660
5.	Kalee Whipple, 2006-10	639
6.	Shona Thorburn, 2002-06	607
7.	Janita Badon, 2008-12	550
8.	Morgan Warburton, 2005-09	541
9.	Lauren Beckman, 1998-02	535
10.	Tanya Zachary, 1988-92	532

FIELD GOALS MADE

1.	Deb Asper, 1980-84	850
2.	Kim Smith, 2002-06	831
3.	Michelle Plouffe, 2010-14	750
4.	Taryn Wicijowski, 2009-15	718
5.	Julie Krommenhoek, 1994-98	706
6.	Anne Handy, 1981-85	688
7.	Kalee Whipple, 2006-10	685
8.	Emily Potter, 2013-18	675
9.	Mikki Kane-Barton, 1989-93	639
10.	Morgan Warburton, 2005-09	622

FIELD GOALS ATTEMPTED

1.	Michelle Plouffe, 2010-14	1,863
2.	Deb Asper, 1980-84	1,685
3.	Kim Smith, 2002-06	1,656
4.	Kalee Whipple, 2006-10	1,614
5.	Julie Krommenhoek, 1994-98	1,585
6.	Shona Thorburn, 2002-06	1,491
7.	Morgan Warburton, 2005-09	1,459
8.	Mo Eckroth, 1975-79	1,411
9.	Anne Handy, 1981-85	1,398
10.	Iwalani Rodrigues, 2009-13	1,389

FIELD GOAL PERCENTAGE

(Min. 250 Attempts)

1.	Sandy Kovach, 1979-83	56.4
2.	Alissa Pili, 2022-2024	56.8
3.	Katie King, 2007-09	54.4

4.	Ellen Perrella, 1978-81	53.3
5.	Tanya Zachary, 1988-92	52.7
6.	Taryn Wicijowski, 2009-15	52.3
7.	Amber McEwen, 1994-96	52.1
8.	Kristi Smith, 1987-91	50.7
9.	Jenna Johnns, 2021-Present	50.6
10.	Lauren Beckman, 1998-2002	50.5

3-PT FIELD GOALS MADE

1.	Julie Krommenhoek, 1994-98	362
2.	Kalee Whipple, 2006-10	238
3.	Kim Smith, 2002-06	220
4.	Iwalani Rodrigues, 2009-13	217
5.	Kennady McQueen, 2020-present	208
5.	Morgan Warburton, 2005-09	203
6.	Brynna Maxwell, 2019-22	194
7.	Erin Gibbons, 1998-02	191
8.	Shona Thorburn, 2002-06	189
9.	Julie Larsen, 2002-06	159
10.	Lana Sitterud, 2001-05	157

3-PT FIELD GOAL ATTEMPTS

1.	Julie Krommenhoek, 1994-98	840
2.	Kalee Whipple, 2006-10	653
3.	Iwalani Rodrigues, 2009-13	603
4.	Shona Thorburn, 2002-06	583
5.	Kim Smith, 2002-06	579
6.	Morgan Warburton, 2005-09	535
7.	Kennady McQueen, 2020-present	528
7.	Erin Gibbons, 1998-02	518
8.	Michelle Plouffe, 2010-2014	488
9.	Brynna Maxwell, 2019-22	483
10.	Lana Sitterud, 2001-05	436

3-PT FIELD GOAL PERCENTAGE

(Minimum 150 Attempts)

1.	Gina Butters, 1985-89	44.9
2.	Julie Larsen, 2002-06	43.9
3.	Julie Krommenhoek, 1994-98	43.1
4.	Gianna Kneepkens, 2021-Present	42.3
5.	Alissa Pili, 2022-24	41.1
6.	Lindsay Herbert, 1998-02	40.9
7.	Brynna Maxwell, 2019-22	40.2
8.	Kennady McQueen, 2020-Present	39.4
9.	Kim Smith, 2002-06	38.0
10.	Morgan Warburton, 2005-09	37.9

FREE THROWS MADE

1.	Michelle Plouffe, 2010-14	447
2.	Taryn Wicijowski, 2009-15	442
3.	Morgan Warburton, 2005-09	439
4.	Shona Thorburn, 2002-06	410
5.	Mikki Kane-Barton, 1989-93	402



CAREER RECORDS

6.	Kim Smith, 2002-06	399
7.	Anne Handy, 1981-85	384
8.	Karen Alcorn, 1988-92	379
9.	Deb Asper, 1980-84	375
10.	Lauren Beckman, 1998-02	359

FREE THROWS ATTEMPTED

1.	Taryn Wicijowski, 2009-15	640
2.	Deb Asper, 1980-84	625
3.	Michelle Plouffe, 2010-14	607
4.	Shona Thorburn, 2002-06	579
5.	Mikki Kane-Barton, 1989-93	554
6.	Karen Alcorn, 1988-92	520
7.	Kim Smith, 2002-06	515
8.	Morgan Warburton, 2005-09	497
9.	Sandy Kovach, 1979-83	490
10.	Anne Handy, 1981-85	480

FREE THROW PERCENTAGE (Min. 200 attempts)

1.	Brynna Maxwell, 2019-22	91.4
2.	Morgan Warburton, 2005-09	88.3
3.	Julie Krommenhoek, 1994-97	85.1
4.	<i>Gianna Kneepkens, 2021-Present</i>	<i>84.1</i>
5.	Megan Huff, 2017-19	81.1
6.	Alissa Pili, 2022-24	80.9
7.	Anne Handy, 1981-85	80.0
8.	Kalee Whipple, 2006-10	78.6
9.	Gina Butters, 1985-89	78.4
10.	Erin Gibbons, 1998-02	78.3

ASSISTS

1.	Shona Thorburn, 2002-06	689
2.	Alli Bills, 1994-98	612
3.	Janita Badon, 2008-12	578
4.	Dru Gylten, 2018-22	553
5.	Erika Bean, 2015-19	542
6.	Danielle Rodriguez, 2012-16	452
7.	Karen Alcorn, 1988-92	440
8.	Gina Butters, 1985-89	416
9.	Reggie Wright, 1983-87	413
10.	Monica Starrett, 1979-82	402

ASSIST AVERAGE (Minimum 150 Assists)

1.	Leilani Mitchell, 2007-08	7.5
2.	Alli Bills, 1994-98	6.5
3.	Shona Thorburn, 2002-06	5.3
	Dru Gylten, 2018-22	5.3
5.	Janita Badon, 2008-12	4.5
6.	Holly Rawlings, 1979-81	4.4
	Monica Starrett, 1979-82	4.4
	Pam Nielsen, 1992-94	4.4
9.	Erika Bean, 2015-19	4.3
10.	Mary Tebbs, 1981-83	4.1

BLOCKS

1.	Emily Potter, 2013-18	270
2.	Lauren Beckman, 1998-02	225
3.	Michelle Plouffe, 2010-14	149
4.	Taryn Wicijowski, 2009-15	135
5.	Sandy Kovach, 1979-83	124
6.	Kristi Rose, 1996-99	123
7.	Mikki Kane-Barton, 1989-93	118
8.	Halie Sawyer, 2006-10	105
9.	Cindy Lindsay, 1985-89	90
10.	Deb Asper, 1980-84	87


STEALS

1.	Julie Krommenhoek, 1994-98	255
2.	Janita Badon, 2008-2012	235
3.	Alli Bills, 1994-98	230
4.	Kelsy Stireman, 2000-04	225
5.	Kalee Whipple, 2006-10	218
6.	Michelle Plouffe, 2010-14	217
7.	Shona Thorburn, 2002-06	203
8.	Kim Smith, 2002-06	187
9.	Reggie Wright, 1983-87	185
10.	Melanee Brooks-McQueen, 1987-91	183

GAMES PLAYED


1.	Iwalani Rodrigues, 2009-13	138
2.	Taryn Wicijowski, 2009-15	134
3.	Kalee Whipple, 2006-10	133
	Michelle Plouffe, 2010-14	133
5.	Morgan Warburton, 2005-06	132
6.	Kim Smith, 2002-06	130
	Shona Thorburn, 2002-06	130
7.	Janita Brown, 2008-12	129
8.	Deb Asper, 1980-84	121
9.	Jane Quimby, 1977-81	120
10.	Mikki Kane-Barton, 1989-90	119
	Karen Alcorn, 1988-92	119

1,000 Point Club



1. Kim Smith

2002-03	540 pts
2003-04	480 pts
2004-05	606 pts
2005-06	655 pts
Total	2,281 pts



2. Michelle Plouffe

2010-11	480 pts
2011-12	451 pts
2012-13	635 pts
2013-14	534 pts
Total	2,100 pts



3. Julie Krommenhoek

1994-95	504 pts
1995-96	498 pts
1996-97	540 pts
1997-98	545 pts
Total	2,087 pts



4. Deb Asper

1980-81	374 pts
1981-82	555 pts
1982-83	594 pts
1983-84	552 pts
Total	2,075 pts



5. Kalee Whipple

2006-07	357 pts
2007-08	470 pts
2008-09	562 pts
2009-10	575 pts
Total	1,964 pts



6. Taryn Wicijowski

2009-10	518 pts
2010-11	32 pts
2011-12	423 pts
2012-13	485 pts
2014-15	429 pts
Total	1,887 pts



7. Morgan Warburton

2005-06	203 pts
2006-07	522 pts
2007-08	550 pts
2008-09	611 pts
Total	1,886 pts



8. Anne Handy

1981-82	362 pts
1982-83	356 pts
1983-84	486 pts
1984-85	555 pts
Total	1,760 pts



9. Shona Thorburn

2002-03	453 pts
2003-04	372 pts
2004-05	505 pts
2005-06	405 pts
Total	1,735 pts



10. Mikki Kane-Barton

1989-90	209 pts
1990-91	393 pts
1991-92	501 pts
1992-93	587 pts
Total	1,690 pts



11. Emily Potter

2013-14	325 pts
2015-16	499 pts
2016-17	424 pts
2017-18	387 pts
Total	1,635 pts




12. Karen Alcorn

1988-89	232 pts
1989-90	333 pts
1990-91	500 pts
1991-92	418 pts
Total	1,459 pts



13. Lori Parrish

1976-77	282 pts
1977-78	464 pts
1978-79	500 pts
1980-81	186 pts
Total	1,413 pts



14. Iwalani Rodrigues

2009-10	120 pts
2010-11	522 pts
2011-12	346 pts
2012-13	425 pts
Total	1,413 pts



15. Jane Quimby

1977-78	252 pts
1978-79	436 pts
1979-80	354 pts
1980-81	343 pts
Total	1,385 pts




16. Alissa Pili

2023-24	643 pts
2024-25	727 pts
Total	1,370 pts



17. Lauren Beckman

1998-99	269 pts
1999-00	332 pts
2000-01	390 pts
2001-02	356 pts
Total	1,296 pts



18. Sandy Kovach

1979-80	305 pts
1980-81	452 pts
1981-82	264 pts
1982-83	275 pts
Total	1,296 pts



19. Mo Eckroth

1975-76	216 pts
1976-77	332 pts
1977-78	383 pts
1978-79	275 pts
Total	1,248 pts



20. Mila Roers-Stender

1982-83	101 pts
1984-85	212 pts
1985-86	463 pts
1986-87	419 pts
Total	1,195 pts



21. Janita Badon

2008-09	107 pts
2009-10	322 pts
2010-11	441 pts
2011-12	266 pts
Total	1,136 pts



22. Tanya Zachary

1988-89	52 pts
1989-90	216 pts
1990-91	393 pts
1991-92	471 pts
Total	1,132 pts



23. Gina Butters

1985-86	162 pts
1986-87	209 pts
1987-88	316 pts
1988-89	423 pts
Total	1,110 pts



24. Jenna Johnson

2021-22	372 pts
2022-23	380 pts
2023-24	302 pts
Total	1,054 pts



25. Kennedy McQueen

2020-21	108 pts
2021-22	289 pts
2022-23	291 pts
2023-24	363 pts
Total	1,051 pts




26. Ellen Perrella

1978-79	284 pts
1979-80	359 pts
1980-81	405 pts
Total	1,044 pts




27. Kristi Smith

1987-88	119 pts
1988-89	274 pts
1989-90	474 pts
1990-91	216 pts
Total	1,044 pts



28. Taneya BoClair

2014-15	270 pts
2015-16	241 pts
2016-17	303 pts
2017-18	216 pts
Total	1,030 pts




29. Megan Huff

2017-18	440 pts
2018-19	589 pts
Total	1,030 pts



30. Reggin Wright

1983-84	202 pts
1984-85	214 pts
1985-86	291 pts
1986-87	320 pts
Total	1,027 pts



31. Brynna Maxwell

2019-20	407 pts
2020-21	268 pts
2021-22	349 pts
Total	1,024 pts



32. Gianna Kneepkens

2021-22	391 pts
2022-23	489 pts
2023-24	142 pts
Total	1,022 pts



33. Tiffany Rogers

1983-84	134 pts
1984-85	35 pts
1985-86	268 pts
1986-87	228 pts
1987-88	355 pts
Total	1,020 pts



34. Paige Crozon

2012-13	119 pts
2014-15	139 pts
2015-16	433 pts
2016-17	312 pts
Total	1,003 pts



YEAR-BY-YEAR LEADERS

SCORING

Year	Player	G	Pts	Avg
75-76	Soni Adams	24	376	15.6
76-77	Soni Adams	25	320	12.8
77-78	Lori Parrish	30	464	15.5
78-79	Lori Parrish	31	500	16.1
79-80	Jane Quimby	26	354	13.6
80-81	Sandy Kovach	33	452	13.7
81-82	Deb Asper	29	556	19.2
82-83	Deb Asper	29	594	20.5
83-84	Deb Asper	31	552	17.8
84-85	Anne Handy	28	556	19.9
85-86	Mila Rogers-Stender	29	463	16.0
86-87	Mila Rogers-Stender	27	419	15.5
87-88	Tiffany Rogers	24	355	14.8
88-89	Gina Butters	30	423	14.1
89-90	Kristi Smith	30	474	15.8
90-91	Karen Alcorn	30	476	15.9
91-92	Mikki Kane-Barton	30	501	16.7
92-93	Mikki Kane-Barton	29	587	20.2
93-94	Andrea Herold	26	321	12.3
94-95	Julie Krommenhoek	30	504	16.8
95-96	Amber McEwen	29	502	17.3
96-97	Julie Krommenhoek	31	540	17.4
97-98	Julie Krommenhoek	27	545	20.2
98-99	Erin Gibbons	27	317	11.7
99-00	Lauren Beckman	31	332	10.7
00-01	Lauren Beckman	32	390	12.2
01-02	Lindsay Herbert	27	391	14.5
02-03	Kim Smith	31	540	17.4
03-04	Kim Smith	31	480	15.5
04-05	Kim Smith	34	606	17.8
05-06	Kim Smith	34	655	19.3
06-07	Morgan Warburton	33	522	15.8
07-08	Morgan Warburton	32	550	17.2
08-09	Morgan Warburton	33	611	18.5
09-10	Kalee Whipple	35	575	16.4
10-11	Iwalani Rodrigues	35	522	14.9
11-12	Michelle Plouffe	32	451	14.1
12-13	Michelle Plouffe	37	635	17.2
13-14	Michelle Plouffe	29	534	18.4
14-15	Taryn Wicijowski	30	429	14.3
15-16	Emily Potter	33	499	15.1
16-17	Emily Potter	31	424	13.7
17-18	Megan Huff	30	440	14.7
18-19	Megan Huff	30	589	19.6
19-20	Brynna Maxwell	31	407	13.1
20-21	Brynna Maxwell	21	268	12.8
21-22	Gianna Kneepkens	33	391	11.8
22-23	Alissa Pili	31	643	20.7
23-24	Alissa Pili	34	727	21.4

REBOUNDING

Year	Player	G	Rbs	Avg
75-76	Soni Adams	24	196	8.2

76-77	Mo Eckroth	29	182	6.3
77-78	Lori Parrish	30	280	9.3
78-79	Lori Parrish	31	276	8.9
79-80	Sandy Kovach	26	213	8.2
80-81	Sandy Kovach	33	266	8.1
81-82	Deb Asper	29	283	9.8
82-83	Anne Handy	29	264	9.1
83-84	Anne Handy	31	304	9.8
84-85	Anne Handy	28	291	10.4
85-86	Donna Holzwarth	27	239	8.9
86-87	Donna Holzwarth	27	193	7.1
87-88	Donna Holzwarth	28	168	6.0
88-89	Cindy Lindsay	30	218	7.3
89-90	Kristi Smith	30	211	7.0
90-91	Tanya Zachary	30	304	10.1
91-92	Tanya Zachary	30	311	10.4
92-93	Mikki Kane-Barton	29	255	8.8
93-94	Andrea Herold	26	260	10.0
94-95	Andrea Herold	30	229	7.6
95-96	Amber McEwen	29	298	10.3
96-97	Hilary King-Noel	31	232	7.5
97-98	Angie Thill	27	188	7.5
98-99	Lauren Beckman	28	171	9.6
99-00	Lauren Beckman	31	204	6.6
00-01	Lauren Beckman	32	233	7.3
01-02	Lauren Beckman	27	219	8.1
02-03	Kim Smith	31	196	6.3
03-04	Kim Smith	31	234	7.5
04-05	Kim Smith	34	302	8.9
05-06	Kim Smith	34	283	8.3
06-07	Kalee Whipple	33	226	6.8
07-08	Kalee Whipple	32	232	7.3
08-09	Halie Sawyer	33	250	7.6
09-10	Halie Sawyer	35	287	8.2
10-11	Michelle Plouffe	35	256	7.3
11-12	Taryn Wicijowski	32	279	8.7
12-13	Michelle Plouffe	37	347	9.4
13-14	Michelle Plouffe	29	306	10.6
14-15	Taryn Wicijowski	30	273	9.1
15-16	Emily Potter	33	337	10.2
16-17	Emily Potter	31	257	8.3
17-18	Emily Potter	32	235	7.3
18-19	Megan Huff	30	296	9.9
19-20	Lola Pendande	31	182	5.9
20-21	Andrea Torres	21	108	5.1
21-22	Kelsey Rees	31	146	4.7
22-23	Alissa Pili	31	173	5.6
23-24	Alissa Pili	34	223	6.6

FIELD GOAL PERCENTAGE (Min. 100 Att.)

Year	Player	FG-FGA	Avg
75-76	Linda Grant	85-168	50.6
76-77	Lori Parrish	115-245	46.9
77-78	Lori Parrish	189-379	49.9
78-79	Ellen Perrella	112-204	54.9
79-80	Sandy Kovach	133-245	54.2

80-81	Sandy Kovach	175-308	56.8
81-82	Sandy Kovach	99-189	52.4
82-83	Sandy Kovach	120-192	62.5
83-84	Anne Handy	190-366	51.9
84-85	Leshia Lee	160-313	51.1
85-86	Mila Rogers-Stender	196-378	51.9
86-87	Mila Rogers-Stender	168-339	49.6
87-88	Tiffany Rogers-Kramer	135-259	52.1
88-89	Karen Alcorn	86-156	55.1
89-90	Kristi Smith	180-349	51.6
90-91	Tanya Zachary	159-306	52.0
91-92	Tanya Zachary	184-326	56.4
92-93	Mikki Kane-Barton	224-461	48.6
93-94	Andrea Herold	103-245	42.0
94-95	Julie Krommenhoek	175-349	50.1
95-96	Amber McEwen	196-359	54.6
96-97	Hilary King-Noel	128-269	47.6
97-98	Julie Krommenhoek	192-431	44.5
98-99	Kristi Rose	94-160	58.8
99-00	Lauren Beckman	122-245	49.8
00-01	Amy Ewert	109-218	50.0
01-02	Lauren Beckman	135-261	51.7
02-03	Kim Smith	177-372	47.6
03-04	Kim Smith	180-361	49.9
04-05	Kim Smith	227-452	50.2
05-06	Kim Smith	247-471	52.4
06-07	Jessica Perry	60-122	49.2
07-08	Leilani Mitchell	182-386	47.2
08-09	Katie King	147-257	57.2
09-10	Taryn Wicijowski	204-353	57.8
10-11	Iwalani Rodrigues	192-431	44.5
11-12	Taryn Wicijowski	157-315	49.8
12-13	Taryn Wicijowski	180-344	52.3
13-14	Emily Potter	141-307	45.9
14-15	Taryn Wicijowski	162-337	48.1
15-16	Emily Potter	61-115	53.0
16-17	Emily Potter	178-348	51.1
17-18	Megan Huff	168-330	50.9
18-19	Dre'Una Edwards	128-327	54.0
19-20	Lola Pendande	136-236	57.6
20-21	Kemery Martin	85-225	37.8
21-22	Peyton McFarland	67-120	55.8
22-23	Alissa Pili	250-424	59.0
23-24	Alissa Pili	269-489	55.0

3-PT FIELD GOAL PERCENTAGE (Min. 50 Att.)

Year	Player	3FG-FGA	Avg
86-87	Reggie Wright	27-73	37.0
87-88	Gina Butters	39-85	45.9
88-89	Gina Butters	35-78	44.9
89-90	Kristi Smith	28-77	36.4
90-91	Karen Alcorn	23-78	29.5
91-92	Andrea Herold	27-56	48.2
92-93	Andrea Herold	28-86	32.6
93-94	Andrea Herold	42-107	39.3
94-95	Julie Krommenhoek	76-160	47.5



YEAR-BY-YEAR LEADERS

95-96	Julie Krommenhoek	85-216	39.4
96-97	Julie Krommenhoek	103-233	44.2
97-98	Julie Krommenhoek	98-231	42.4
98-99	Tiana Fuertes	24-64	37.5
99-00	Tiana Fuertes	31-64	48.4
00-01	Lori Red-Castagnetto	20-51	39.2
01-02	Lindsay Herbert	70-145	48.3
02-03	Kim Smith	73-169	43.2
03-04	Kelsy Stireman	28-60	46.7
04-05	Lana Sitterud	70-175	40.0
05-06	Julie Larsen	69-137	50.4
06-07	Marie Warner	23-65	35.4
07-08	Kalee Whipple	63-143	44.1
08-09	Kalee Whipple	77-205	37.6
09-10	Janita Badon	29-79	36.7
10-11	Iwalani Rodrigues	110-245	44.9
11-12	Rachel Messer	35-98	35.7
12-13	Rachel Messer	37-84	44.0
13-14	Cheyenne Wilson	44-115	38.3
14-15	Danielle Rodriguez	23-64	35.9
15-16	Katie Kuklok	57-133	42.9
16-17	Paige Crozon	50-163	30.7
17-18	Daneesha Provo	44-109	40.4
18-19	Sarah Porter	36-86	41.9
19-20	Brynna Maxwell	83-176	47.2
20-21	Kennady McQueen	21-55	38.2
21-22	Kennady McQueen	61-138	44.2
22-23	Alissa Pili	29-68	42.6
23-24	Gianna Kneepkens	27-50	54.0

FREE THROW PERCENTAGE (Min. 50 Att.)

Year	Player	FT-FTA	Avg
75-76	Mo Eckroth	72-96	75.0
76-77	Soni Adams	60-72	83.3
77-78	Mona Stevens	47-56	83.9
78-79	Ellen Perella	60-76	78.9
79-80	Holly Rawlings	74-104	71.8
80-81	Ellen Perella	61-79	77.2
81-82	Anne Handy	91-113	80.5
82-83	Anne Handy	56-76	73.7
83-84	Anne Handy	106-138	76.8
84-85	Anne Handy	131-153	85.6
85-86	Gina Butters	62-70	88.6
86-87	Reggie Wright	43-54	79.6
87-88	Tiffany Rogers	85-104	81.7
88-89	Gina Butters	116-148	78.4
89-90	Kelly Shaheen	48-66	72.7
90-91	Karen Alcorn	109-132	82.6
91-92	Tanya Zachary	103-136	75.7
92-93	Mikki Kane-Barton	129-166	77.7
93-94	Teresa Totorica	49-65	75.4
94-95	Julie Krommenhoek	78-89	87.6
95-96	Julie Krommenhoek	75-85	88.2
96-97	Julie Krommenhoek	97-115	84.3
97-98	Julie Krommenhoek	63-79	79.7
98-99	Erin Gibbons	52-65	80.0

99-00	Lauren Beckman	88-113	77.9
00-01	Kristina Andersen	90-103	87.4
01-02	Erin Gibbons	73-90	81.1
	Lauren Beckman	86-106	81.1
02-03	Shona Thorburn	96-118	81.4
03-04	Carley Marshall	48-55	87.3
04-05	Kim Smith	100-119	84.0
05-06	Julie Larsen	67-77	87.0
06-07	Morgan Warburton	135-153	88.2
07-08	Morgan Warburton	99-115	86.1
08-09	Morgan Warburton	161-178	90.4
09-10	Kalee Whipple	119-156	76.3
10-11	Michelle Plouffe	108-143	75.5
11-12	Michelle Plouffe	80-103	77.7
12-13	Taryn Wicijowski	123-163	75.5
13-14	Michelle Plouffe	130-186	69.9
14-15	Taryn Wicijowski	101-144	70.1
15-16	Paige Crozon	103-120	85.8
16-17	Paige Crozon	62-75	82.7
17-18	Daneesha Provo	65-82	79.3
18-19	Megan Huff	113-134	84.3
19-20	Brynna Maxwell	50-53	94.3
20-21	Brynna Maxwell	73-79	92.4
21-22	Brynna Maxwell	69-78	88.5
22-23	Isabel Palmer	64-74	86.5
23-24	Alissa Pili	132-161	82.0

ASSISTS

Year	Player	G	Ast	Avg
75-76	Soni Adams	24	36	1.5
76-77	Soni Adams	25	40	1.6
77-78	Mo Eckroth	30	75	2.5
78-79	Mo Eckroth	33	100	3.0
79-80	Monica Starrett	29	127	4.4
80-81	Holly Rawlings	33	159	4.8
81-82	Monica Starrett	29	159	5.5
82-83	Mary Tebbs	28	120	4.3
83-84	Reggie Wright	29	92	3.2
84-85	Reggie Wright	28	95	3.4
85-86	Reggie Wright	29	107	3.7
86-87	Reggie Wright	27	119	4.4
87-88	Gina Butters	28	118	4.2
88-89	Gina Butters	30	172	5.7
89-90	Karen Alcorn	30	94	3.1
90-91	M. Brooks-McQueen	30	146	4.9
91-92	Karen Alcorn	29	144	5.0
92-93	Pam Nielsen	28	153	5.5
93-94	Pam Nielsen	26	82	3.2
94-95	Alli Bills	30	160	5.3
95-96	Richelle Cleverley	29	149	5.1
96-97	Alli Bills	31	213	7.6
97-98	Alli Bills	27	212	7.9
98-99	Tiana Fuertes	27	131	4.9
99-00	Tiana Fuertes	31	158	5.1
00-01	Amy Ewert	32	111	3.5
01-02	Kelsy Stireman	27	98	3.6

02-03	Shona Thorburn	31	103	3.3
03-04	Shona Thorburn	31	123	4.0
04-05	Shona Thorburn	34	221	6.5
05-06	Shona Thorburn	34	242	7.1
06-07	Morgan Warburton	33	103	3.1
07-08	Leilani Mitchell	32	240	7.5
08-09	Morgan Warburton	33	113	3.4
09-10	Janita Badon	35	156	4.5
10-11	Janita Badon	35	197	5.6
11-12	Janita Badon	26	143	5.5
12-13	Iwalani Rodrigues	37	108	2.9
13-14	Danielle Rodriguez	31	133	4.3
14-15	Danielle Rodriguez	29	105	3.6
15-16	Danielle Rodriguez	33	136	4.1
16-17	Erika Bean	31	173	5.6
17-18	Erika Bean	32	163	5.1
18-19	Erika Bean	30	170	5.7
19-20	Dru Gylten	30	159	5.3
20-21	Dru Gylten	15	78	5.2
21-22	Dru Gylten	29	152	5.2
22-23	Ines Vieira	32	95	2.6
23-24	Ines Vieira	34	200	5.8

STEALS

Year	Player	G	Stl	Avg
78-79	Lori Parrish	31	51	1.6
79-80	Holly Rawlings	29	73	2.5
80-81	Holly Rawlings	33	88	2.7
81-82	Deb Asper	29	41	1.4
82-83	Mary Tebbs	28	35	1.3
83-84	Leshia Lee	30	34	1.1
84-85	Reggie Wright	28	52	1.9
85-86	Mila Rogers-Stender	29	55	1.9
86-87	Reggie Wright	27	68	2.5
87-88	Gina Butters	28	54	1.9
88-89	Gina Butters	30	60	2.0
89-90	M. Brooks-McQueen	27	47	1.7
90-91	M. Brooks-McQueen	30	72	2.4
91-92	Karen Alcorn	29	57	2.0
92-93	Pam Nielsen	28	55	2.0
93-94	Kim Hill	26	53	2.0
94-95	Alli Bills	30	71	2.4
95-96	Julie Krommenhoek	29	59	2.0
96-97	Alli Bills	31	74	2.6
97-98	Alli Bills	27	73	2.7
98-99	Tiana Fuertes	27	31	1.1
99-00	Amy Ewert	31	56	1.8
00-01	Amy Ewert	32	83	2.6
01-02	Kelsy Stireman	27	41	1.5
02-03	Kelsy Stireman	31	66	2.1
03-04	Kelsy Stireman	31	71	2.3
04-05	Lana Sitterud	34	73	2.1
05-06	Kim Smith	34	65	1.9
06-07	Morgan Warburton	33	40	1.2
07-08	Leilani Mitchell	32	59	1.8
08-09	Kalee Whipple	33	72	2.2



YEAR-BY-YEAR LEADERS

09-10	Janita Badon	35	79	2.3	16-17	Emily Potter	31	89	2.9
10-11	Janita Badon	35	85	2.4	17-18	Emily Potter	32	55	1.7
11-12	Janita Badon	26	44	1.7	18-19	Megan Huff	30	33	1.1
12-13	Michelle Plouffe	37	72	1.9	19-20	Lola Pendande	31	34	1.1
13-14	Michelle Plouffe	29	35	1.2	20-21	Peyton McFarland	20	22	1.1
14-15	Danielle Rodriguez	29	30	1.0	21-22	Kelsey Rees	31	30	0.9
15-16	Danielle Rodriguez	33	44	1.3	22-23	Kelsey Rees	32	26	0.8
16-17	Erika Bean	31	44	1.4	23-24	Alissa Pili	34	28	0.8
17-18	Erika Bean	32	45	1.4					
18-19	Erika Bean	30	46	1.5					
19-20	Dru Gylten	30	42	1.4					
20-21	Brynna Maxwell	21	31	1.5					
	Andrea Torres	21	31	1.5					
21-22	Kennady McQueen	30	33	1.1					
22-23	Kennady McQueen	32	35	0.9					
23-24	Ines Vieira	34	79	2.3					

BLOCKS

Year	Player	G	Blk	Avg
78-79	Lori Parrish	31	55	1.8
79-80	Sandy Kovach	26	39	1.5
80-81	Sandy Kovach	33	32	1.0
81-82	Sandy Kovach	28	31	1.1
82-83	Sandy Kovach	28	31	1.1
83-84	Anita Stites	29	34	1.2
84-85	Donna Holzwarth	26	19	0.7
85-86	Mila Rogers-Stender	29	22	0.8
86-87	Donna Holzwarth	27	15	0.6
87-88	Donna Holzwarth	28	18	0.6
	Cindy Lindsay	28	18	0.6
88-89	Cindy Lindsay	30	46	1.5
89-90	Leslie Carpenter	22	6	0.3
90-91	Mikki Kane-Barton	30	32	1.1
91-92	Mikki Kane-Barton	30	42	1.4
92-93	Mikki Kane-Barton	29	38	1.3
93-94	Andrea Herold	26	30	1.2
94-95	Amber McEwen	30	42	1.4
95-96	Amber McEwen	29	38	1.3
96-97	Kristi Rose	30	34	1.1
97-98	Kristi Rose	27	54	2.0
98-99	Lauren Beckman	28	51	1.8
99-00	Lauren Beckman	31	61	2.0
00-01	Lauren Beckman	32	51	1.6
01-02	Lauren Beckman	27	62	1.9
02-03	Carley Marshall	31	35	1.1
03-04	Shona Thorburn	31	13	0.4
04-05	Deanne Hanchett	34	27	0.8
05-06	Jessica Perry	34	30	0.9
06-07	Joh-Teena Filipe	33	38	1.2
07-08	Katie King	32	32	1.0
08-09	Halie Sawyer	33	40	1.2
09-10	Halie Sawyer	35	47	1.4
10-11	Diana Rolniak	35	43	1.2
11-12	Michelle Plouffe	32	44	1.4
12-13	Michelle Plouffe	37	41	1.1
13-14	Emily Potter	31	43	1.4
14-15	Taryn Wicijowski	30	29	1.0
15-16	Emily Potter	33	83	2.5



HONORS/AWARDS

CONFERENCE HONORS

Pac-12 All-Conference (Coaches)

2024	Alissa Pili, 1st Team Ines Vieira, HM Kennady McQueen, HM Jenna Johnson, HM
2023	Gianna Kneepkens, 1st Team Alissa Pili, 1st Team Kennady McQueen, HM Jenna Johnson, HM
2022	Gianna Kneepkens, 1st Team Kennady McQueen, HM
2021	Brynna Maxwell, HM Kemery Martin, HM
2020	Brynna Maxwell, HM
2019	Megan Huff, 1st Team
2018	Megan Huff, 1st Team Emily Potter, HM
2017	Emily Potter, HM
2016	Emily Potter, 1st Team Paige Crozon, HM Danielle Rodriguez, HM
2015	Taryn Wicijowski, HM
2014	Michelle Plouffe, 1st Team
2013	Michelle Plouffe, 1st Team
2012	Taryn Wicijowski, 1st Team

Pac-12 All-Defense (Coaches)

2024	Ines Vieira, HM
2019	Kiana Moore, HM
2018	Emily Potter, HM
2017	Emily Potter, 1st Team
2016	Emily Potter, HM Danielle Rodriguez, HM
2015	Taryn Wicijowski, HM
2014	Michelle Plouffe, 1st Team
2013	Michelle Plouffe, HM

Pac-12 All-Freshman (Coaches)

2022	Gianna Kneepkens, 1st Team Jenna Johnson, 1st Team
2020	Brynna Maxwell, 1st Team Lola Pendande, HM
2019	Dre'Una Edwards, 1st Team Dru Gylten, 1st Team Andrea Torres, HM
2018	Tori Williams, HM
2015	Tanaeya BoClair, HM
2014	Emily Potter, 1st Team

Pac-12 Player of the Year

2023	Alissa Pili
------	-------------

Pac-12 Coach of the Year

2023	Lynne Roberts
------	---------------

Pac-12 Freshman of the Year

2022	Gianna Kneepkens
2019	Dre'Una Edwards

Pac-12 Player of the Week

2023-24	Alissa Pili, 12/11/23
2022-23	Alissa Pili, 2/6/23 Alissa Pili, 11/28/22
2020-21	Brynna Maxwell, 12/14/20
2018-19	Megan Huff, 12/10/18 Megan Huff, 1/28/19
2015-16	Emily Potter, 12/14/15
2013-14	Michelle Plouffe, 12/16/13
2012-13	Taryn Wicijowski, 12/3/12
2011-12	Michelle Plouffe, 2/13/12

Pac-12 Freshman of the Week

2021-22	Gianna Kneepkens, 12/6/21 Jenna Johnson, 12/13/21 Gianna Kneepkens, 12/27/21 Jenna Johnson, 1/17/22 Gianna Kneepkens, 1/24/22 Gianna Kneepkens, 1/31/22 Gianna Kneepkens, 2/14/22 Jenna Johnson, 2/28/22
2019-20	Brynna Maxwell, 2/10/20
2018-19	Dre'Una Edwards, 11/12/18 Dre'Una Edwards, 11/19/18 Dru Gylten, 12/10/18 Dre'Una Edwards, 12/17/18 Andrea Torres, 12/31/18 Dru Gylten, 1/7/19 Dre'Una Edwards, 1/14/19 Dre'Una Edwards, 2/11/19 Dre'Una Edwards, 2/18/19
2017-18	Tori Williams, Jan. 22, 2018 Tori Williams, Feb. 9, 2018
2014-15	Joeseta Fatuesi, 11/17/14 Tanaeya BoClair, 2/2/15
2013-14	Emily Potter, 12/16/13

Utah's nine Pac-12 Freshman of the Week honors in 2018-19 set a conference record.

Mountain West All-Conference

2011	Michelle Plouffe, 2nd Team Iwalani Rodrigues, 2nd Team Janita Badon, HM
2010	Kalee Whipple, 1st Team Taryn Wicijowski, 2nd Team
2009	Morgan Warburton, 1st Team Kalee Whipple, 1st Team Katie King, 2nd Team
2008	Leilani Mitchell, 1st Team Morgan Warburton, 1st Team Kalee Whipple, 2nd Team
2007	Morgan Warburton, 1st Team Kalee Whipple, HM
2006	Kim Smith, 1st Team Shona Thorburn, 1st Team
2005	Kim Smith, 1st Team Lana Sitterud, 3rd Team
2004	Kim Smith, 1st Team Shona Thorburn, 2nd Team Carley Marshall, HM
2003	Kim Smith, 1st Team

	Shona Thorburn, 2nd Team Carley Marshall, HM
2002	Lauren Beckman, 1st Team Lindsay Herbert, 2nd Team Erin Gibbons, HM
2001	Lauren Beckman, 1st Team Amy Ewert, 1st Team Kristina Andersen, 3rd Team
2000	Kristina Andersen, 2nd Team Lauren Beckman, 2nd Team Amy Ewert, 2nd Team

Mountain West All-Defense

2011	Janita Badon, 1st Team
2010	Halie Sawyer, 1st Team

MWC Player of the Year

2009	Morgan Warburton
2008	Leilani Mitchell
2006	Kim Smith (Co-POY)
2005	Kim Smith & Shona Thorburn (Co-Players of the Year)
2004	Kim Smith
2003	Kim Smith
2001	Amy Ewert

MWC Defensive Player of the Year

2005	Lana Sitterud
2001	Amy Ewert

MWC Newcomer of the Year

2008	Leilani Mitchell
2003	Kim Smith

MWC Freshman of the Year

2011	Michelle Plouffe
2010	Taryn Wicijowski

MWC Coach of the Year

2008	Elaine Elliott
2003	Elaine Elliott
2001	Elaine Elliott
2000	Elaine Elliott

Western Athletic All-Conference

1999	Lori Red, 1st Team Erin Gibbons, 2nd Team
1998	Alli Bills, 1st Team Julie Krommenhoek, 1st Team
1997	Julie Krommenhoek, 1st Team Hilary King-Noel, 2nd Team
1996	Julie Krommenhoek, 1st Team Amber McEwen, 1st Team
1995	Julie Krommenhoek, 1st Team Amber McEwen, 1st Team Andrea Herold, HM
1994	Andrea Herold, 1st Team Kim Hill, HM
1993	Mikki Kane-Barton, 1st Team Susana Tauteoli, 1st Team
1992	Mikki Kane-Barton, 1st Team Karen Alcorn, 2nd Team
1991	Mikki Kane-Barton, 1st Team

	Karen Alcorn, 1st Team Tanya Zachary, 2nd Team
--	---

WAC Player of the Year

1997	Julie Krommenhoek (Division)
1996	Amber McEwen
1993	Mikki Kane-Barton

Joe Kearney Award

(Awarded to the WAC's Athlete of the Year for any sport since 1992)

1993	Mikki Kane-Barton
------	-------------------

WAC Freshman of the Year

1999	Erin Gibbons (Division)
1995	Julie Krommenhoek

WAC Coach of the Year

1999	Elaine Elliott (Division)
1998	Elaine Elliott (Division)
1997	Elaine Elliott (Division)

HCAC All-Conference

1990	Kristi Smith
1989	Gina Butters Cindy Lindsay
1988	Gina Butters Tiffany Rogers
1987	Mila Rogers-Stender
1986	Mila Rogers-Stender
1985	Leshia Lee
1984	Deb Asper
1983	Deb Asper Anne Handy

IAC All-Conference

1982	Deb Asper Anne Handy
1981	Sandy Kovach Ellen Perrella Holly Rawlings
1980	Ellen Perrella
1979	Lori Parrish
1978	Lori Parrish Mo Eckroth
1977	Mo Eckroth
1976	Soni Adams

HONORS/AWARDS

ALL-AMERICA

Associated Press

2024	Alissa Pili, 3rd Team
2023	Alissa Pili, 2nd Team
2014	Michelle Plouffe, HM
2013	Michelle Plouffe, HM
2012	Michelle Plouffe, HM
2010	Kalee Whipple, HM
2009	Morgan Warburton, HM
2008	Leilani Mitchell, 3rd Team
2006	Kim Smith, 3rd Team
1998	Julie Krommenhoek, HM

CBSports.com

2008	Leilani Mitchell, 3rd Team
------	----------------------------

USBWA

2024	Alissa Pili, 3rd Team
2023	Alissa Pili, 2nd Team

The Sporting News

2024	Alissa Pili, 3rd Team
------	-----------------------

Full Court Press

2005	Shona Thorburn, 3rd Team
------	--------------------------

WBCA/Kodak

2023	Alissa Pili
	Gianna Kneepkens, HM
2009	Morgan Warburton, HM
2008	Leilani Mitchell, HM
2006	Kim Smith, HM
	Shona Thorburn, HM
2005	Kim Smith, HM
	Shona Thorburn, HM
2004	Kim Smith, HM
2003	Kim Smith, HM
2001	Lauren Beckman, HM
	Amy Ewert, HM
1998	Julie Krommenhoek, HM
	Alli Bills, HM
1996	Julie Krommenhoek, HM
	Amber McEwen, HM
1995	Julie Krommenhoek, HM
1993	Mikki Kane-Barton, HM
1992	Mikki Kane-Barton, HM
1991	Karen Alcorn, HM
1990	Kristi Smith, HM
1989	Gina Butters, HM
1988	Tiffany Rogers, HM
1987	Mila Rogers-Stender, HM
1985	Anne Handy, HM
1984	Deb Asper, 3rd Team
1983	Deb Asper, HM
1982	Deb Asper, HM

1981	Ellen Perrella, HM
1980	Jane Quimby, HM
	Holly Rawlings, HM
1979	Lori Parrish, HM
1978	Lori Parrish, HM
1976	Soni Adams, HM

ACADEMICS

Pac-12 All-Academic

2024	Jenna Johnson
	Gianna Kneepkens
	Kennady McQueen
	Nene Sow
	Ines Vieira
	Lani White
	Dasia Young
2023	Jenna Johnson
	Gianna Kneepkens
	Kennady McQueen
	Isabel Palmer
	Kelsey Rees
	Ines Vieira
	Dasia Young
2022	Dru Gylten
	Brynna Maxwell
	Kennady McQueen
	Isabel Palmer
	Kelsey Rees
2021	Niyah Becker
	Maurane Corbin
	Dru Gylten
	Brynna Maxwell
	Zuzanna Puc
2020	Julie Brosseau
	Maurane Corbin
	Dru Gylten
2019	Erika Bean, HM
	Dru Gylten, 2nd Team
2018	Erika Bean, HM
	Tanaeya BoClair, HM
	Megan Jacobs, HM
	Kiana Moore, HM
	Emily Potter, HM
2017	Erika Bean, HM
	Paige Crozon, HM
	Emily Potter, HM
	Malia Nawahine, HM
2016	Katie Kuklo, 1st Team
	Tanaeya BoClair, HM
	Gabrielle Bowie, HM
	Paige Crozon, HM
	Malia Nawahine, HM
	Emily Potter, HM
	Danielle Rodriguez, HM
2015	Taryn Wicijowski, 1st team
	Nakia Arquette, HM
	Paige Crozon, HM

	Danielle Rodriguez, HM
2014	Nakia Arquette, HM
	Danielle Rodriguez, HM
	Michelle Plouffe, HM
2013	Rachel Messer, 1st team
	Taryn Wicijowski, 1st team
	Michelle Plouffe, HM
	Ciera Dunbar, HM
2012	Chelsea Bridgewater, 1st team
	Rachel Messer, 1st team
	Taryn Wicijowski, 1st team
	Michelle Plouffe, HM

Pac-12 Scholar Athlete of the Year

2015	Taryn Wicijowski
------	------------------

MWC Academic All-Conference

2011	Chelsea Bridgewater
	Ciera Dunbar
	Michelle Harrison
	Rachel Messer
	Michelle Plouffe
	Diana Rolniak
2010	Josi McDermott
	Rachel Messer
	Diana Rolniak
	Kalee Whipple
	Taryn Wicijowski
2009	Janita Badon
	Katie King
	Cydney Knight
	Josi McDermott
	Mandy Munns
	Hannah Stephens
	Deanne Stevenson
	Morgan Warburton
	Kalee Whipple
2008	Hennasea Tokumura
	Kalee Whipple
2007	Shauna Brouillard
	Jessica Perry
	Hennasea Tokumura
	Brette Ulsaker
	Marie Warner
	Kalee Whipple
2006	Shauna Brouillard
	Camie Oakey
	Kim Smith
2005	Camie Allen
	Shauna Brouillard
	Deanne Hanchett
	Kim Smith
	Lana Sitterud
	Marie Warner
2004	Camie Allen
	Shauna Brouillard
	Kim Hemenway

	Mandie Little
	Carley Marshall
	Lana Sitterud
	Kim Smith
	Kelsy Stireman
2003	Mandie Little
	Carley Marshall
	Lana Sitterud
	Kim Smith
	Kelsy Stireman
	Sarah Wobbe
2002	Amy Bastman
	Lauren Beckman
	Lindsay Herbert
	Carolina Matthews
	Lana Sitterud
	Kelsy Stireman
2001	Kristina Andersen
	Lori Castagnetto
	Amy Ewert
	Lauren Beckman
	Lindsay Herbert
	Caroline Matthews
	Kelsy Stireman
2000	Kristina Andersen
	Amy Ewert
	Lori Red
	Lindsay Sodja
	Lauren Beckman

CSC Academic All-District

2024	Jenna Johnson
	Matyson Wilke
	Ines Vieira
	Kennady McQueen
2023	Kennady McQueen
	Jenna Johnson
	Gianna Kneepkens
2022	Kennady McQueen
	Jenna Johnson
	Gianna Kneepkens
2018	Emily Potter, 2nd Team
2015	Taryn Wicijowski, 1st Team
2013	Taryn Wicijowski, 1st Team
2012	Taryn Wicijowski, 1st Team
2006	Kim Smith, 3rd Team
2004	Kim Smith, 1st Team
	Kelsy Stireman, 2nd Team
	Mandie Little, 2nd Team
2002	Lauren Beckman, 1st Team

CSC Academic All-America

2015	Taryn Wicijowski, 1st Team
------	----------------------------



TOP 25 RANKINGS

UTES IN THE TOP-25

Highest Rank	3rd (AP, 2023)
	4th (Coaches, 2023)
Consecutive Weeks Ranked	21 (AP)
	2023-24 (11/5 - 4/8)
Most Weeks Ranked	21 (AP)
	2023-24 (11/5 - 4/8)
Preseason Rankings	
	06/11/2001 (25)
	11/11/2003 (19)
	08/11/05 (22)
	10/17/23 (5)

1997-98 (21-6) | HC: Elaine Elliott

Date	AP	Coaches
12/30	NR	25
1/5	22	22
1/12	17	16
1/19	14	13
1/26	11	t-9
2/2	17	14
2/9	20	18
2/16	20	17
2/23	18	16
3/2	21	20
3/10	NR	21

2000-01 (28-4) | HC: Elaine Elliott

Date	AP	Coaches
12/18	25	NR
12/25	23	NR
1/1	25	NR
1/15	24	25
1/22	21	21
1/29	18	19
2/5	17	17
2/12	16	17
2/19	13	15
2/26	13	14
3/5	14	15
3/12	17 (FR)	15 (FR)

2001-02 (15-12) | HC: Elaine Elliott

Date	AP	Coaches
11/5	NR	24
11/12	25	24

2002-03 (24-7) | HC: Elaine Elliott

Date	AP	Coaches
2/23	NR	25
3/2	NR	25

2003-04 (24-7) | HC: Elaine Elliott

Date	AP	Coaches
11/10	19	19
11/17	19	19
11/24	22	19
12/1	19	23
12/8	21	22
12/15	19	20
12/22	23	25
12/29	25	24
1/5	NR	24
2/16	25	NR

2004-05 (26-8) | HC: Elaine Elliott

Date	AP	Coaches
12/21	25	NR

2005-06 (27-7) | HC: Elaine Elliott

Date	AP	Coaches
11/2	22	21
11/21	23	20
11/28	25	22
12/5	23	22
12/12	22	21
12/19	22	21
12/26	23	22
1/2	22	22
2/13	25	NR
2/20	19	24
2/27	17	22
3/6	19	21
3/13	18 (FR)	12 (FR)

2007-08 (27-5) | HC: Elaine Elliott

Date	AP	Coaches
2/4	20	23
2/11	19	20
2/18	18	18
2/25	16	t-15
3/3	15	14
3/10	12	13
3/17	18 (FR)	NR

2018-19 (20-10) | HC: Lynne Roberts

Date	AP	Coaches
1/21	21	24
1/28	14	17
2/4	17	20

2022-23 (27-5) | HC: Lynne Roberts

Date	AP	Coaches
11/14	25	24
11/21	17	19
11/28	16	16

12/5	15	14
12/12	13	13
12/19	12	12
12/26	11	11
1/2	8	8
1/9	10	8
1/16	8	8
1/23	9	9
1/30	7	7
2/6	7	7
2/13	4	5
2/20	8	7
2/27	3	4
3/6	8	8
3/13	8	9

2023-24 (23-11) | HC: Lynne Roberts

Date	AP	Coaches
10/17	5	7
11/13	4	4
11/20	10	8
11/27	12	6
12/4	11	7
12/10	11	10
12/18	11	10
12/25	12	10
1/1	15	12
1/8	19	18
1/15	20	20
1/22	16	14
1/29	20	20
2/5	20	21
2/12	22	22
2/19	18	19
2/26	18	18
3/04	22	22
3/11	20	22
3/18	21	22
4/8	22	22



UTES VS THE TOP 25

Wins vs. AP Top 25 . . . 30

All-Time vs. AP Top 25 . . . 30-125

1976-77 (1-2) | HC: Fern Gardner

Home: 0-0 | Away: 0-0 | Neutral: 1-2

Date	Game	Result	Location
1/6/77	#5 UNLV	L, 89-44	N
3/24/77	#17 Michigan St. W	63-62	N
3/26/77	#12 Baylor	L, 77-57	N

1977-78 (0-4) | HC: Fern Gardner

Home: 0-0 | Away: 0-2 | Neutral: 0-2

Date	Game	Result	Location
1/11/78	#11 Southern Conn	L, 69-50	A
1/13/78	#11 Southern Conn.	L, 67-42	A
3/18/78	#4 Montclair St.	L, 74-50	N
3/19/78	#20 Ole Miss	L, 66-45	N

1978-79 (1-2) | HC: Fern Gardner

Home: 1-0 | Away: 0-1 | Neutral: 0-1

Date	Game	Result	Location
12/14/78	#5 SFA	L, 83-54	N
1/11/79	#13 UNLV	L, 93-85	A
2/26/79	#10 UNLV	W, 96-81	H

1979-80 (0-1) | HC: Fern Gardner

Home: 0-0 | Away: 0-1 | Neutral: 0-0

Date	Game	Result	Location
12/8/79	#15 UNLV	L, 89-57	A

1981-82 (1-3) | HC: Fern Gardner

Home: 1-1 | Away: 0-2 | Neutral: 0-0

Date	Game	Result	Location
12/7/81	#5 Long Beach St. L	84-61	A
12/12/81	#16 Oregon	L, 73-63	A
1/23/82	#16 Colorado	W, 65-62	H
2/8/82	#12 Oregon	L, 65-60	A

1982-83 (0-2) | HC: Fern Gardner

Home: 0-0 | Away: 0-2 | Neutral: 0-0

Date	Game	Result	Location
11/27/82	#16 Arizona State L	74-64	A
3/10/83	#12 Arizona State L	78-64	A

1983-84 (1-0) | HC: Elaine Elliott

Home: 1-0 | Away: 0-0 | Neutral: 0-0

Date	Game	Result	Location
2/10/84	#6 Long Beach St. W	72-70	H

1984-85 (0-2) | HC: Elaine Elliott

Home: 0-0 | Away: 0-2 | Neutral: 0-0

Date	Game	Result	Location
12/22/84	#4 USC	L, 78-62	A
1/12/85	#19 Washington	L, 74-58	A

1985-86 (0-1) | HC: Elaine Elliott

Home: 0-0 | Away: 0-1 | Neutral: 0-0

Date	Game	Result	Location
12/20/85	#16 Ohio State	L, 82-65	A

1986-87 (0-3) | HC: Elaine Elliott

Home: 0-1 | Away: 0-2 | Neutral: 0-0

Date	Game	Result	Location
12/6/86	#6 USC	L, 74-69	H
1/15/87	#11 Vanderbilt	L, 65-64	A
1/17/87	#20 Western Ky.	L, 77-53	A

1987-88 (0-4) | HC: Elaine Elliott

Home: 0-2 | Away: 0-2 | Neutral: 0-0

Date	Game	Result	Location
11/27/87	#20 Stanford	L, 87-71	H
12/5/87	#12 Western Ky.	L, 78-61	H
1/23/88	#2 LA-Tech	L, 83-58	A
3/5/88	#18 New Mex. St. L	68-64(OT)	A

1988-89 (1-1) | HC: Elaine Elliott

Home: 1-0 | Away: 0-1 | Neutral: 0-0

Date	Game	Result	Location
12/3/88	#18 Washington	W, 77-61	H
3/15/89	#16 UNLV	L, 67-53	A

1989-90 (0-2) | HC: Elaine Elliott

Home: 0-1 | Away: 0-2 | Neutral: 0-0

Date	Game	Result	Location
12/20/89	#15 Washington	L, 65-51	A
3/14/90	#24 Mississippi	L, 74-51	A

1990-91 (1-1) | HC: Elaine Elliott

Home: 1-1 | Away: 0-0 | Neutral: 0-0

Date	Game	Result	Location
12/1/90	#21 Vanderbilt	W, 86-78	H
12/8/90	#7 Stanford	L, 78-74	H

1991-92 (0-1) | HC: Elaine Elliott

Home: 0-0 | Away: 0-0 | Neutral: 0-1

Date	Game	Result	Location
3/14/92	#23 Creighton	L, 74-63	N

1992-93 (1-0) | HC: Elaine Elliott

Home: 1-0 | Away: 0-0 | Neutral: 0-0

Date	Game	Result	Location
1/8/93	#11 Texas Tech	W, 72-55	H

1993-94 (0-2) | HC: Elaine Elliott

Home: 0-1 | Away: 0-1 | Neutral: 0-0

Date	Game	Result	Location
11/26/93	#12 Western Ky.	L, 83-41	A
11/29/93	#9 Stanford	L, 59-48	H

1994-95 (1-1) | HC: Elaine Elliott

Home: 0-0 | Away: 0-1 | Neutral: 1-0

Date	Game	Result	Location
2/25/95	#22 San Diego St. L	71-55	A
3/11/95	#20 San Diego St. W	64-57	N

1995-96 (1-1) | HC: Elaine Elliott

Home: 1-0 | Away: 0-1 | Neutral: 0-0

Date	Game	Result	Location
11/17/95	#14 Colorado L	63-61 (OT)	A
11/27/95	#14 Western Ky.	W, 83-77	H

1996-97 (0-1) | HC: Elaine Elliott

Home: 0-0 | Away: 0-1 | Neutral: 0-0

Date	Game	Result	Location
3/16/97	#12 Virginia	L, 65-46	A

1997-98 (1-0) | HC: Elaine Elliott

Home: 0-0 | Away: 0-0 | Neutral: 1-0

Date	Game	Result	Location
12/21/97	#24 Arkansas	W, 73-64	N

1998-99 (1-1) | HC: Elaine Elliott

Home: 1-1 | Away: 0-0 | Neutral: 0-0

Date	Game	Result	Location
12/3/98	#12 Colorado St.	L, 70-69	H
2/13/99	#16 Hawaii	W, 46-44	H

2000-01 (2-2) | HC: Elaine Elliott

Home: 2-0 | Away: 0-1 | Neutral: 0-1

Date	Game	Result	Location
12/16/00	#14 Oregon	W, 63-48	H
12/30/00	#17 Stanford	L, 72-58	A
3/19/01	#16 Iowa	W, 78-69	H
3/24/01	#2 Notre Dame	L, 69-54	N

2001-02 (0-2) | HC: Elaine Elliott

Home: 0-1 | Away: 0-1 | Neutral: 0-0

Date	Game	Result	Location
1/12/02	#23 Colo. St.	L, 87-77 (OT)	H
2/7/02	#19 Colorado St.	L, 58-53	A

2002-03 (1-1) | HC: Elaine Elliott

Home: 0-0 | Away: 0-0 | Neutral: 1-1

Date	Game	Result	Location
12/28/02	#14 Mississippi St. W	69-65	N
3/25/03	#2 Duke	L, 65-54	N

2003-04 (0-1) | HC: Elaine Elliott

Home: 0-0 | Away: 0-1 | Neutral: 0-0

Date	Game	Result	Location
11/17/03	#18 UCSB	L, 52-44	A

UTES VS THE TOP 25

2004-05 (2-3) | HC: Elaine Elliott

Home: 1-1 | Away: 0-0 | Neutral: 1-2

Date	Game	Result	Location
11/19/04	#7 Stanford	L, 63-57	H
11/26/04	#13 Michigan St.	L, 56-54	N
12/11/04	#23 TCU	W, 85-72	H
3/19/05	#19 Iowa State	W, 73-61	N
3/21/05	#1 Stanford	L, 88-62	N

2005-06 (5-3) | HC: Elaine Elliott

Home: 1-0 | Away: 2-1 | Neutral: 2-1

Date	Game	Result	Location
12/17/05	#23 NC State	W, 73-62	N
12/18/05	#13 Notre Dame	L, 68-55	N
1/5/06	#21 New Mexico	L, 59-42	A
2/4/06	#16 New Mexico	W, 75-62	H
2/8/06	#18 BYU	W, 70-52	A
3/11/06	#20 BYU	W, 84-60	N
3/20/06	#15 Arizona St.	W, 86-65	A
3/27/06	#3 Maryland L, 75-65 (OT)		N

2006-07 (1-1) | HC: Elaine Elliott

Home: 0-0 | Away: 1-1 | Neutral: 0-0

Date	Game	Result	Location
12/16/06	#14 Stanford	L, 74-47	A
1/7/07	#25 New Mexico W, 49-48		A

2007-08 (0-1) | HC: Elaine Elliott

Home: 0-1 | Away: 0-0 | Neutral: 0-0

Date	Game	Result	Location
11/18/07	#5 Stanford	L, 81-77 (20T)	H

2008-09 (0-3) | HC: Elaine Elliott

Home: 0-0 | Away: 0-2 | Neutral: 0-1

Date	Game	Result	Location
11/25/08	#7 Louisville	L, 59-48	A
11/28/08	#16 Virginia	L, 65-57	N
3/24/09	#3 Maryland	L, 71-56	A

2009-10 (0-3) | HC: Elaine Elliott

Home: 0-1 | Away: 0-2 | Neutral: 0-0

Date	Game	Result	Location
11/27/09	#2 Stanford	L, 60-41	A
1/9/10	#25 TCU	L, 62-41	A
2/10/10	#24 TCU	L, 105-96 (40T)	H

2010-11 (0-2) | HC: Anthony Levretts

Home: 0-1 | Away: 0-1 | Neutral: 0-0

Date	Game	Result	Location
11/19/10	#3 Stanford	L, 62-53	H
3/19/11	#9 Notre Dame	L, 67-54	H

2011-12 (0-2) | HC: Anthony Levretts

Home: 0-1 | Away: 0-1 | Neutral: 0-0

Date	Game	Result	Location
1/12/12	#4 Stanford	L, 62-43	H
2/25/12	#4 Stanford	L, 69-42	A

2012-13 (0-8) | HC: Anthony Levretts

Home: 0-3 | Away: 0-4 | Neutral: 0-1

Date	Game	Result	Location
1/4/13	#7 California	L, 55-50	H
1/6/13	#4 Stanford	L, 70-56	H
1/8/13	#23 Colorado	L, 67-57	A
1/13/13	#23 Colorado	L, 56-43	H
1/25/13	#6 Stanford	L, 65-44	A
1/27/13	#7 California	L, 71-54	A
2/3/13	#18 UCLA	L, 70-42	A
3/8/13	#14 UCLA	L, 54-43	N

2013-14 (0-5) | HC: Anthony Levretts

Home: 0-4 | Away: 0-1 | Neutral: 0-0

Date	Game	Result	Location
11/15/13	#15 Nebraska	L, 75-69	H
1/10/14	#4 Stanford	L, 87-61	H
1/12/14	#19 California	L, 68-59	H
1/24/14	#14 Arizona State	L, 65-62	H
2/23/14	#20 Arizona State	L, 60-40	A

2014-15 (0-5) | HC: Anthony Levretts

Home: 0-2 | Away: 0-3 | Neutral: 0-0

Date	Game	Result	Location
11/23/14	#16 Nebraska	L, 66-43	A
1/5/15	#15 Stanford	L, 55-45	A
2/1/15	#11 Arizona State	L, 58-48	H
2/22/15	#7 Oregon State	L, 52-42	H
2/27/15	#10 Arizona State	L, 46-42	A

2015-16 (1-7) | HC: Lynne Roberts

Home: 0-3 | Away: 1-3 | Neutral: 0-1

Date	Game	Result	Location
11/26/15	#21 Oklahoma	L, 70-55	N
1/8/16	#9 Stanford	L, 75-72	A
1/10/16	#21 California	W, 84-79	A
1/17/16	#10 Arizona State	L, 80-60	A
1/22/16	#11 Oregon State	L, 62-53	H
1/31/16	#15 UCLA	L, 69-63	H
2/14/16	#8 Oregon State	L, 72-53	A
2/21/16	#15 Stanford	L, 72-54	H

2016-17 (1-8) | HC: Lynne Roberts

Home: 1-4 | Away: 0-4 | Neutral: 0-0

Date	Game	Result	Location
12/30/16	#10 UCLA	L, 67-56	A
1/6/17	#19 Arizona State	L, 66-44	H
1/13/17	#13 Stanford	L, 77-58	H

1/15/17	#24 California	W, 63-57	H
1/20/17	#11 Oregon State	L, 70-44	A
2/3/17	#10 Washington	L, 82-53	H
2/12/17	#8 Stanford	L, 87-51	A
2/19/17	#11 Oregon State	L, 63-49	H
2/25/17	#11 Washington	L, 84-77	A

2017-18 (1-5) | HC: Lynne Roberts

Home: 0-3 | Away: 1-2 | Neutral: 0-0

Date	Game	Result	Location
1/12/18	#14 UCLA	L, 81-74	H
1/19/18	#22 Arizona State	W, 58-56	A
1/26/18	#17 Oregon State	L, 69-58	H
1/28/18	#7 Oregon	L, 84-68	H
2/9/18	#17 Stanford	L, 70-49	A
2/24/18	#10 UCLA	L, 78-71 (OT)	A

2018-19 (1-5) | HC: Lynne Roberts

Home: 1-1 | Away: 0-4 | Neutral: 0-0

Date	Game	Result	Location
1/4/19	#22 Arizona State	L, 65-63	H
1/27/19	#6 Stanford	W, 75-68	H
2/1/19	#4 Oregon	L, 87-65	A
2/3/19	#9 Oregon State	L, 71-63	A
2/17/19	#19 Arizona State	L, 60-58	A
3/1/19	#25 UCLA	L, 76-60	A

2019-20 (1-10) | HC: Lynne Roberts

Home: 1-5 | Away: 0-4 | Neutral: 0-1

Date	Game	Result	Location
1/3/20	#3 Oregon State	L, 77-48	A
1/5/20	#2 Oregon	L, 88-51	A
1/10/20	#8 UCLA	L, 84-54	H
1/26/20	#6 Stanford	L, 82-49	A
1/30/20	#3 Oregon	L, 90-63	H
2/1/20	#10 Oregon State	L, 77-65	H
2/14/20	#8 Stanford	L, 97-64	H
2/21/20	#11 Arizona	L, 85-69	H
2/23/20	#23 Arizona State	W, 75-71	H
3/1/20	#9 UCLA	L, 77-54	A
3/6/20	#3 Oregon	L, 79-59	N

2020-21 (1-7) | HC: Lynne Roberts

Home: 0-3 | Away: 1-4 | Neutral: 0-0

Date	Game	Result	Location
12/6	#10 Oregon	L, 85-43	A
12/8	#15 Oregon State	W, 85-79	A
12/20	#6 Arizona	L, 77-60	H
1/10	#9 UCLA	L, 92-67	A
1/15	#1 Stanford	L, 82-54	H
1/22	#10 Arizona	L, 66-54	A
2/7	#6 Stanford	L, 83-41	A
2/12	#8 UCLA	L, 69-58	H



UTES VS THE TOP 25

2021-22 (0-8) | HC: Lynne Roberts

Home: 0-3 | Away: 0-4 | Neutral: 0-0

Date	Game	Result	Location
12/4	#21 BYU	L, 85-80	H
1/16	#2 Stanford	L, 83-73	H
1/21	#9 Arizona	L, 76-64	A
1/26	#19 Oregon	L, 70-66	A
2/11	#2 Stanford	L, 91-64	A
2/26	#25 Oregon	L, 73-65	H
3/6	#2 Stanford	L, 73-48	N
3/20	#6 Texas	L, 78-56	A

2022-23 (4-3) | HC: Lynne Roberts

Home: 4-0 | Away: 0-2 | Neutral: 0-1

Date	Game	Result	Location
11/16	#16 Oklahoma	W, 124-78	H
1/15	#14 Arizona	W 80-79	H
1/20	#3 Stanford	L 62-74	A
1/29	#8 UCLA	W 71-69	H
2/17	#18 Arizona	L 82-72	A
2/25	#3 Stanford	W 84-78	H
3/24	#9 LSU	L 63-66	N

2023-24 (2-6) | HC: Lynne Roberts

Home: 3-1 | Away: 1-4 | Neutral: 0-1

Date	Game	Result	Location
11/14	#21 Baylor	L, 77-84	A
12/10	#1 South Carolina	L, 69-78	N
12/30	#8 Colorado	L, 65-76	A
1/12	#8 Stanford	L, 64-66	H
1/19	#6 USC	W, 78-58	H
1/22	#2 UCLA	W, 94-81 (OT)	H
2/9	#17 Oregon State	L, 44-58	A
2/16	#8 Colorado	W, 77-76	H
2/22	#12 UCLA	L, 52-82	A
2/25	#7 USC	W, 74-68	A



POSTSEASON HISTORY

POSTSEASON SUMMARY

NCAA Tournament

1983, 1986, 1989, 1990, 1991, 1995, 1996, 1997, 1998, 2000, 2001 (Sweet 16), 2003, 2005, 2006 (Elite 8), 2008, 2009, 2011, 2022, 2023 (Sweet 16), 2024

WNIT Appearances

1979, 1984, 1999, 2007, 2010, 2012, 2013 (Finals), 2016, 2017, 2018

Pac-12 Regular Season Champions

2023

MWC Regular Season Champions

2000, 2001, 2003, 2004, 2005, 2008, 2009

MWC Tournament Champions

2000, 2006, 2009, 2011

WAC Regular Season Champions

1996

WAC Division Champions

1997, 1998, 1999

WAC Tournament Champions

1991, 1995

HCAC Champions

1986, 1987, 1989

HCAC Tournament Champions

1989, 1990

IAC Champions

1975, 1976, 1977, 1979, 1980, 1981, 1982, 1983

AIAW Tournament

1976, 1977

AIAW Sectional

1978

POSTSEASON YEAR X YEAR

1975-76

AIAW Regionals at Logan, Utah

March 5.....Utah 62, Utah State 48
March 6.....Utah 73, Weber State 44

AIAW National Championship at University Park, Pa.

March 24.....Wayland Baptist 85, Utah 46
March 25.....Queens 77, Utah 57

1976-77

AIAW Regionals at Salt Lake City

March 4.....Utah 71, New Mexico 46
March 5.....Utah 62, New Mexico State 49

AIAW National Championship at Minneapolis, Minn.

March 23.....Kansas State 70, Utah 32
March 24.....Utah 63, Michigan State 62
March 25.....Utah 83, Mississippi College 63
March 26.....Baylor 77, Utah 52

1977-78

AIAW Regionals at Ogden, Utah

March 10.....Utah 70, New Mexico 67
March 11.....Brigham Young 60, Utah 58

AIAW Eastern Sectional at New Brunswick, N.J.

March 18.....Montclair 74, Utah 50
March 19.....Mississippi 65, Utah 45

1978-79

AIAW Region 7 Championship at Tucson, Ariz.

March 9.....Utah 82, Colorado 79
March 10.....Brigham Young 80, Utah 79

Women's NIT at Amarillo, Texas

March 15.....Drake 88, Utah 67
March 16.....Mississippi College 85, Utah 65
March 17.....Utah 83, California 76

1979-80

AIAW Region 7 Championship at Provo, Utah

March 7.....Utah 81, New Mexico State 62
March 8.....Brigham Young 94, Utah 75

1980-81

AIAW Region 7 Championship at Las Cruces, N.M.

March 6.....Utah 71, New Mexico State 64
March 7.....Colorado 75, Utah 61

1982-83

NCAA Tournament at Tempe, Ariz. (#5 Seed)

March 20.....Arizona State 78, Utah 64

1983-84

Women's NIT at Amarillo, Texas

March 22.....Vanderbilt 84, Utah 58
March 23.....California 73, Utah 64
March 24.....Illinois State 82, Utah 61

1985-86

NCAA Tournament at Missoula, Mont. (#9 Seed)

March 12.....Montana 58, Utah 46

1988-89

HCAC Tournament at Las Cruces, N.M.

March 10.....Utah 80, Colorado State 70
March 11.....Utah 92, Wyoming 54

NCAA Tournament at Las Vegas, Nev. (#9 Seed)

March 15.....UNLV 67, Utah 53

1989-90

HCAC Tournament at Salt Lake City

March 8.....Utah 85, New Mexico State 74
March 9.....Utah 80, Wyoming 61

NCAA Tournament at Oxford, Miss. (#12 Seed)

March 14.....Mississippi 74, Utah 51

1990-91

WAC Tournament at Laramie, Wyo.

March 8.....Utah 74, Wyoming 62
March 9.....Utah 86, Creighton 69

NCAA Tournament at Los Angeles, Calif. (#12 Seed)

March 13.....USC 63, Utah 52

1991-92

WAC Tournament at Salt Lake City

March 12.....Utah 75, Texas-El Paso 60
March 13.....Utah 78, Brigham Young 69
March 14.....Creighton 74, Utah 63

1992-93

WAC Tournament at Salt Lake City

March 11.....Utah 62, Colorado State 48
March 12.....Utah 74, San Diego State 56
March 13.....Brigham Young 53, Utah 50

1993-94

WAC Tournament at Salt Lake City

March 9.....Colorado State 69, Utah 57

1994-95

WAC Tournament at Albuquerque, N.M.

March 8.....Utah 71, Brigham Young 62
March 10.....Utah 75, Fresno State 49
March 11.....Utah 64, San Diego State 57

NCAA Tournament at Boulder, Colo. (#8 Seed)

March 15.....SW Missouri St. 49, Utah 47

1995-96

WAC Tournament at Albuquerque, N.M.

March 6.....Utah 81, Brigham Young 61
March 8.....New Mexico 55, Utah 53

NCAA Tournament at Ruston, La. (#8 Seed)

March 16.....Southern Miss. 74, Utah 66

1996-97

WAC Tournament at Las Vegas, Nev.

March 5.....Utah 58, Brigham Young 54
March 7.....Utah 78, SMU 63
March 8.....San Diego State 56, Utah 50

NCAA Tournament at Charlottesville, Va. (#5 Seed)

March 14.....Utah 66, Iowa State 57
March 16.....Virginia 65, Utah 47

1997-98

WAC Tournament at Las Vegas, Nev.

March 4.....Brigham Young 66, Utah 58

NCAA Tournament at Durham, N.C. (#7 Seed)

March 14.....Louisville 69, Utah 61

1998-99

WAC Tournament at Las Vegas, Nev.

March 3.....Rice 74, Utah 57

Women's NIT at Des Moines, Iowa

March 11.....Drake 70, Utah 62

1999-2000

MWC Tournament at Las Vegas, Nev.

March 8.....Utah 65, Air Force 29
March 10.....Utah 67, UNLV 65
March 11.....Utah 61, BYU 47



POSTSEASON HISTORY

NCAA Tournament at Ames, Iowa (#11 Seed)
March 17 Illinois 73, Utah 58

2000-01 MWC Tournament at Las Vegas, Nev.
March 7 Utah 53, Air Force 50
March 9 BYU 57, Utah 50

NCAA Tournament at Salt Lake City (#5 Seed)
March 17 Utah 79, Fairfield 57
March 19 Utah 78, Iowa 69

NCAA Midwest Regional at Denver, Colo.
March 24 Notre Dame 69, Utah 54

2001-02 MWC Tournament at Las Vegas, Nev.
March 6 UNLV 57, Utah 38

2002-03 MWC Tournament at Las Vegas, Nev.
March 12 Utah 83, Air Force 46
March 14 BYU 70, Utah 59

NCAA Tournament at Raleigh, N.C. (#8 Seed)
March 23 Utah 73, DePaul 64
March 25 Duke 65, Utah 54

2003-04 MWC Tournament at Denver, Colo.
March 10 Utah 68, San Diego State 51
March 12 Utah 59, UNLV 55
March 13 New Mexico 71, Utah 50

2004-05 MWC Tournament at Denver, Colo.
March 9 Utah 63, Air Force 42
March 11 Utah 64, BYU 48
March 12 New Mexico 47, Utah 37

NCAA Tournament at Fresno, Calif. (#10 Seed)
March 19 Utah 73, Iowa State 61
March 21 Stanford 88, Utah 62

2005-06 MWC Tournament at Denver, Colo.
March 8 Utah 67, Air Force 47
March 10 Utah 61, UNLV 45
March 11 Utah 84, BYU 60

NCAA Tournament at Tucson, Ariz. (#5 Seed)
March 18 Utah 76, Middle Tenn. St. 71
March 21 Utah 86, Arizona State 65

NCAA Regional at Albuquerque, N.M.
March 25 Utah 57, Boston College 54
March 27 Maryland 75, Utah 65 (OT)

2006-07 MWC Tournament at Las Vegas, Nev.
March 7 Utah 68, TCU 67
March 9 BYU 55, Utah 49

Women's NIT First Round at Salt Lake City
March 14 Utah 78, Montana 70

Women's NIT Second Round at Champaign, Ill.
March 19 Illinois 59, Utah 48

2007-08 MWC Tournament at Las Vegas, Nev.
March 12 Colorado State 60, Utah 52

NCAA Tournament at West Lafayette, Ind. (#8 Seed)
March 23 Purdue 66, Utah 59

2008-09 MWC Tournament at Las Vegas, Nev.
March 13 Utah 56, New Mexico 55
March 14 Utah 63, San Diego State 58

NCAA Tournament at College Park, Md. (#9 Seed)
March 22 Utah 60, Villanova 30
March 24 Maryland 71, Utah 56

2009-10 MWC Tournament at Las Vegas, Nev.
March 9 Utah 63, Air Force 40
March 10 Utah 51, New Mexico 45 (OT)
March 12 Utah 69, TCU 57
March 13 San Diego St. 70, Utah 60 (OT)

Women's NIT First Round at Moraga, Calif.
March 2 Utah 66, Saint Mary's 53

Women's NIT Second Round at Berkeley, Calif.
March 23 California 64, Utah 54

2010-11 MWC Tournament at Las Vegas, Nev.
March 8 Utah 55, UNLV 44
March 9 Utah 70, Air Force 55
March 11 Utah 50, BYU 49
March 12 Utah 52, TCU 47 (OT)

NCAA Tournament at Salt Lake City (#15 Seed)
March 19 Notre Dame 67, Utah 54

2011-12 Pac-12 Tournament at Los Angeles, Calif.
March 7 Colorado 55, Utah 41

Women's NIT First Round at Salt Lake City
March 15 Utah 69, Utah State 58

Women's NIT Second Round at Seattle, Wash.
March 18 Washington 52, Utah 39

2012-13 Pac-12 Tournament at Seattle, Wash.
March 7 Utah 66, Arizona 48
March 8 UCLA 54, Utah 43

Women's NIT First Round at Long Beach, Calif.
March 20 Utah 56, Long Beach St. 49

Women's NIT Second Round at Salt Lake City
March 25 Utah 61, San Diego 50

Women's NIT Third Round at Stockton, Calif.
March 28 Utah 60, Pacific 55 (OT)

Women's NIT Quarterfinals at Moraga, Calif.
March 30 Utah 58, Saint Mary's 55

Women's NIT Semifinals at Manhattan, Kan.
April 3 Utah 54, Kansas State 46 (OT)

Women's NIT Final at Philadelphia, Pa.
April 6 Drexel 46, Utah 43

2013-14 Pac-12 Tournament at Seattle, Wash.
March 6 Utah 65, Washington 53
March 7 Oregon State 50, Utah 35

2014-15 Pac-12 Tournament at Seattle, Wash.
March 5 Washington 75, Utah 64

2015-16 Pac-12 Tournament at Seattle, Wash.
March 3 California 66, Utah 63 (OT)

Women's NIT First Round at Salt Lake City
March 18 Utah 95, Montana State 61

Women's NIT Second Round at Spokane, Wash.
March 21 Utah 92, Gonzaga 77

Women's NIT Third Round at Eugene, Ore.
March 23 Oregon 73, Utah 63

2016-17 Pac-12 Tournament at Seattle, Wash.
March 2 Arizona State 72, Utah 54

Women's NIT First Round at Salt Lake City
March 17 UC Davis 72, Utah 62

2017-18 Pac-12 Tournament at Seattle, Wash.
March 1 Colorado 66, Utah 56

Women's NIT First Round at Salt Lake City
March 15 Utah 78, UNLV 68

Women's NIT Second Round at Manhattan, Kan.
March 18 Kansas State 74, Utah 57

2018-19 Pac-12 Tournament at Las Vegas, Nev.
March 7 Washington 64, Utah 54

2019-20 Pac-12 Tournament at Las Vegas, Nev.
March 5 Utah 72, Washington 63
March 6 Oregon 79, Utah 59

2020-21 Pac-12 Tournament at Las Vegas, Nev.
March 3 Washington State 57, Utah 48

POSTSEASON HISTORY

2021-22

Pac-12 Tournament at Las Vegas, Nev.

March 2..... Utah 66, California 60
 March 3..... Utah 70, Washington State 59
 March 4..... Utah 80, Oregon 73
 March 6 Stanford 73, Utah 48

NCAA Tournament at Austin, Texas (#7 Seed)

March 18 Utah 92, Arkansas 69
 March 20 Texas 78, Utah 56

2022-23

Pac-12 Tournament at Las Vegas, Nev.

March 2..... Utah 58, Washington State 66

NCAA Regional at Salt Lake City

March 17 Gardner-Webb 77, Utah 103
 March 19 Princeton 56, Utah 63

NCAA Sweet 16 at Greenville, S.C.

March 24 Utah 63, LSU 66

2023-24

Pac-12 Tournament at Las Vegas, Nev.

March 6..... Utah 71, Arizona State 60
 March 7 UCLA 67, Utah 57

NCAA Regional at Spokane, Wash.

March 23 Utah 68, South Dakota St. 54
 March 25 Gonzaga 77, Utah 66

UTES IN THE WNBA



Shona Thorburn
2006

*1st Round | 7th Pick
Minnesota Lynx
- Highest draft pick in Mountain West Conference history*



Kim Smith
2006

*1st Round | 13th Pick
Sacramento Monarchs*



Leilani Mitchell
2008

*2nd Round | 25th Pick
Phoenix Mercury*



Morgan Warburton
2009

*3rd Round | 33rd Pick
Sacramento Monarchs*



Michelle Plouffe
2014

*2nd Round | 19th Pick
Seattle Storm*



Megan Huff
2019

*3rd Round | 26th Pick
New York Liberty*



Alissa Pili
2024

*1st Round | 8th Pick
Minnesota Lynx*



ALL-TIME ROSTER

<p>-A-</p> <p>Acarregui, Chris 1981-84 Adams, Soni 1975-77 Alcorn, Amy 1994-98 Alcorn, Brenda 1986-91 Alcorn, Karen 1988-92 Anae, Wendy 2013-17 Andersen, Kristina 1997-01 Andersen, Pam 1977-78 Arquette, Nakia 2012-15 Asper, Deb 1980-84 Atencio, Stacey 1978-80</p> <p>-B-</p> <p>Badon, Janita 2008-12 Bandy-Donahue, Angie 1992-96 Bastman, Amy 2000-03 Baxter, Linda 1975-76 Bean, Erika 2015-19 Becker, Niyah 2018-2021 Beckman, Lauren 1998-02 Behrman, Terry 1980-84 Berg, Brittany 2004-06 Bills, Alli 1994-98 Blanck, Alyssa 2023- BoClair, Tanaeya 2014-18 Bowie, Gabrielle 2014-15 Bridgewater, Chelsea 2009-13 Brooks-McQueen, Melanee 1987-91 Brosseau, Julie 2019-20 Butters, Gina 1985-89</p> <p>-C-</p> <p>Carlsen, Heidi 2003-07 Carpenter, Leslie 1986-90 Clark, Tilar 2016-18 Cleverley, Richelle 1992-96 Clinton, Jamie 1984-86 Corbin, Maurane 2017-21 Crispe, Samantha 2023- Crockett, Carlene 1976-77 Crozon, Paige 2013, 2015-17 Cruz, Jordan 2018-19</p> <p>-D-</p> <p>Davidson, Jane 1975-76 Davis, Cindy 1992-96 De Lucia, Amanda 1984-88 Dunbar, Cierra 2010-14</p> <p>-E-</p> <p>Eckroth, Mo 1975-79 Edwards, Dre'Una 2018-19 Evans, Chyra 2024- Ewert, Amy 1997-01</p>	<p>-F-</p> <p>Fatuesi, Joeseta 2015-17 Filipe, Joh-Teena 2005-07 Foster, Grace 2024- Fowler, Laura 1995-97 Fronk, Jan 1979-82 Fuertes, Tiana 1996-00</p> <p>-G-</p> <p>Gibbons, Erin 1998-02 Gibby, Debbie 1990-91 Gida, Allison 2010-12 Grant, Linda 1975-78 Green, Hannah 2002-03 Griffin, Kristin 1990-94 Gylten, Dru 2018-22</p> <p>-H-</p> <p>Handy, Anne 1981-85 Hansen, Erin 1998-01 Harrison, Michelle 2010-11 Hemerway, Kim 2003-04 Henage, Krista 1977-78 Hendrix, Sharee 2001-02 Hennessey, Michelle 1987-88 Herbert, Lindsay 1998-02 Herold, Andrea 1991-95 Hill, Kim 1989-94 Holzwarth, Donna 1984-88 Huff, Megan 2017-19</p> <p>-J-</p> <p>Jacobs, Megan 2016-18 Jaynes, Tracy 1975-76 Jensen, Emily 1995-96 Johnson, Jenna 2021-</p> <p>-K-</p> <p>Kalmstrom, Awa 2012-14 Kane-Barton, Mikki 1989-93 King, Katie 2007-09 King-Noel, Hilary 1993-97 Kneepkens, Gianna 2021- Knight, Cydney 2007-09 Knighton, Brittany 2010-12 Kovach, Sandy 1979-83 Krommenhoek, Amy 2010-11 Krommenhoek, Julie 1994-98 Kuklok, Katie 2015</p> <p>-L-</p> <p>Larsen, Julie 2002-06 Larsen, Lexa 1991-92 Lee, Leshia 1981-85 Lindsay, Cindy 1985-89 Little, Mandie 2001-04 Lyons, Debby 1976-78</p> <p>-M-</p> <p>Makurat, Ola 2019-21 Marshall, Carley 1999-04</p>	<p>Marshall, Kaylene 1975-76 Martin, Kemery 2019-22 Martin, Stacy 1982-86 Matthews, Caroline 2000-03 Matthews, Jada 2014 Maxwell, Brynna 2019-22 McDermott, Josi 2007-10 McCarter, Lyn 1975-78 McColl, Katherine 1998-02 McCurtain, Lori 1975-77 McEwen, Amber 1994-96 McFarland, Peyton 2020-23 McKinnon, Sasha 2005-10 McQueen, Kennady 2020- Messer, Rachel 2009-13 Mitchell, Leilani 2006-08 Montgomery, De'Andra 1989-91 Moore, Kiana 2016-20 Morris, Rachel 2011-12 Munns, Mandy 2008-09 Murphy, Shauna 2003-07</p> <p>-N-</p> <p>Nawahine, Malia 2014, 2016-17 Nawahine, Valerie 2013-14 Neebling, Leslie 1984-88 Neeley, Susan 1976-79 Nelson, Cathy 1988-90 Nielsen, Pam 1992-94 Noti, Aubri 2019-20 Ntambue, Donna 2020-21</p> <p>-O-</p> <p>Oakey, Camie 2003-07 Ojukwu, Naya 2023 Olsen, Kathy 1975-76 Owens, Devri 2013, 2015</p> <p>-P-</p> <p>Palkie, Mia 1991-95 Palmer, Isabel 2020-24 Parrish, Lori 1978-81 Pearce, Sue 1979-80 Pendande, Lola 2019-2021 Perrella, Ellen 1978-81 Perry, Jessica 2004-08 Pili, Alissa 2022-24 Plouffe, Michelle 2010-14 Porter, Jordanna 2015 Porter, Sarah 2018-19 Potter, Emily 2013-14, 2015-18 Provo, Daneesha 2016-20 Puc, Zuzanna 2020-21</p> <p>-Q-</p> <p>Quimby, Jane 1977-81</p>	<p>-R-</p> <p>Rawlings, Holly 1979-81 Ray, Kylie 2024- Red, Sarah 2004-05 Red, Stephanie 2004-05 Red-Castagnetto, Lori 1996-97, 1998-01 Rees, Kelsey 2020-23 Reynolds, Ariel 2012-14 Reynolds, Karen 1982-83 Richardson, ReShawnda 1997-98 Rodrigues, Iwalani 2009-13 Rodriguez, Danielle 2012-15 Rogers, Tiffany 1983-88 Rogers-Stender, Mila 1982-87 Rolniak, Diana 2009-12 Rose, Kristi 1996-99 Ross, Reese 2024- Ross Allen, Laura 1994-98</p> <p>-S-</p> <p>Sanderson, Trudy 1982-86 Sawyer, Halie 2006-10 Shahenn, Kelly 1986-91 Shelley, Rosie 1995-98 Sidberry, Teya 2023 Sitivi, Rita 2009-13 Sitterrud, Lana 2001-05 Smith, Kim 2002-06 Smith, Kristi 1987-91 Smith, Lynnette 1975-77 Smith, Tanya 1990-93 Snow, Sheri 1988-90 Sodja-Boudreau, Lindsay 1997-00 Sow, Nene 2022- Starrett, Monica 1979-82 Stepan, Shirley 1993-94 Stephens, Hannah 2008-09 Stevens, Mona 1977-79 Stevenson, Deanne 2004-09 Stireman, Kelsy 2000-04 Stites, Anita 1980-85 Stolarczyk, Lisa 1978-81 Sutak, Whitney 1999-01</p> <p>-T-</p> <p>Tauteoli, Susana 1991-93 Tebbs, Mary 1981-83 Thill, Angie 1993-98 Thorburn, Shona 2001-06 Thueson, Lisa 1995-97 Tokumura, Hennasea 2006-11 Torres, Andrea 2018-22 Totorica, Teresa 1991-95 Toure, Maye 2024-</p>	<p>-U-</p> <p>Ulsaker, Brette 2006-07</p> <p>-V-</p> <p>Veater, Donna 1991-92 Vest, Sheri 1975-78 Viera, Inês 2021-</p> <p>-W-</p> <p>Waldram, Holly 1977-79 Walker, Brooke 2024- Wallace, Cathy 1978-79 Warburton, Morgan 2005-09 Ward, Krikiti 1983-87 Warner, Marie 2004-07 Watrin, Stephanie 1986-89 Welch, Kerry 1986-88 Whipple, Kalee 2006-10 White, Lani 2022-24 Whitehead, Lydia 2005-07 Whitman, Janna 1996-00 Wicijowski, Taryn 2009-15 Wilburn, Jennifer 1993-94 Wilke, Matyson 2023- Williams, Tori 2017-18 Wilson, Carol 1978-80 Wilson, Cheyenne 2011-15 Wobbe, Sarah 1999-03 Wood, Dixie 1978-82 Works, Sara 1995-97 Woster, Meghan 2002-03 Wright, Reggie 1983-87</p> <p>-Y-</p> <p>Young, Dasia 2021-24</p> <p>-Z-</p> <p>Zachary, Tanya 1988-92</p>
--	---	---	--	--

UTAH HEAD COACHES

John Hull

1 Season | 1974-1975
Overall Record: 12-2 (85.7%)



Fern Gardner

8 Seasons | 1975-1983
174-62 (73.7%)

- Three AIAW Tournament Appearances
- Four Conference Championships
- First-ever NCAA Tournament Appearance in 1983
- Three-time Region 7 Coach of the Year
- Six players earned All-America
- 8 winning seasons

Elaine Elliott

27 Seasons | 1982-2010
582-234 | 71.3%

- John Wooden National Coach of the Year - 2001
- WBCA District Coach of the Year - 2009, 2008, 2001, 2000, 1998
- 14 NCAA Appearances - 2006 Elite Eight, 2001 & 2006 Sweet 16
- 15 Conference Championships
- 20, 20-win seasons
- 16 players earned All-America



Anthony Levrets

5 Seasons | 2010-2015
85-80 | 51.5%

Lynne Roberts

9 Seasons | 2015-Present
162-115 | 58.4%

- Pac-12 Coach of the Year - 2023
- 3 NCAA Appearances - Sweet 16, 2023
- 4 - 20 win seasons
- 2 players earned All-America





ALL-TIME RECORD

Year	Overall			Conference			Home		Away		Neutral		PF Avg.	PA Avg.	Coach	Postseason
	W	L	Pct.	W	L	Pct.	W	L	W	L	W	L				
1974-75	12	2	.857	10	1	.909	7	0	4	0	1	2	51.5	46.1	John Hull	AIAW Regional
1975-76	19	5	.792	12	1	.923	12	1	6	2	1	2	60.5	50.1	Fern Gardner	AIAW Championship
1976-77	26	3	.897	13	0	1.000	12	0	10	0	4	3	65.3	53.2	Fern Gardner	AIAW Championship
1977-78	21	9	.700	12	1	.923	10	0	9	5	2	4	68.8	63.1	Fern Gardner	AIAW Eastern Sectional
1978-79	23	10	.697	11	2	.846	10	1	8	3	5	6	78.5	71.6	Fern Gardner	AIAW Regional/NWIT
1979-80	21	8	.724	9	2	.818	11	0	8	6	2	2	76.0	68.2	Fern Gardner	AIAW Regional
1980-81	24	9	.727	9	1	.900	13	1	10	5	1	3	78.3	67.3	Fern Gardner	AIAW Regional
1981-82	18	11	.621	7	3	.700	14	2	4	9	0	0	70.8	67.0	Fern Gardner	--
1982-83	22	7	.759	11	1	.916	11	0	7	6	4	1	75.4	68.3	Fern Gardner	NCAA First Round
1983-84	19	12	.613	9	3	.750	11	2	5	3	3	7	71.9	63.3	Elaine Elliott	WNIT
1984-85	16	12	.571	8	4	.667	11	1	4	9	1	2	72.9	70.1	Elaine Elliott	--
1985-86	21	8	.724	11	1	.916	12	1	8	7	1	0	73.0	64.5	Elaine Elliott	NCAA First Round
1986-87	20	7	.740	10	2	.833	11	1	7	6	2	0	72.1	62.1	Elaine Elliott	--
1987-88	19	9	.679	9	1	.900	11	4	8	4	0	1	70.6	62.5	Elaine Elliott	--
1988-89	24	6	.800	9	1	.900	14	0	6	5	4	1	73.0	59.0	Elaine Elliott	NCAA First Round
1989-90	20	10	.667	6	4	.600	14	2	6	7	0	1	74.0	63.2	Elaine Elliott	NCAA First Round
1990-91	20	10	.667	9	3	.750	11	2	7	6	2	2	75.3	63.7	Elaine Elliott	NCAA First Round
1991-92	22	8	.733	10	4	.714	13	2	9	5	0	1	71.9	63.2	Elaine Elliott	--
1992-93	19	10	.655	9	5	.643	12	4	6	5	1	1	65.1	57.7	Elaine Elliott	--
1993-94	12	14	.462	9	5	.643	7	5	5	9	0	0	59.4	59.9	Elaine Elliott	--
1994-95	23	7	.767	12	2	.857	11	2	8	3	4	2	69.6	57.4	Elaine Elliott	NCAA First Round
1995-96	21	8	.724	12	2	.857	12	0	8	7	1	1	70.7	60.4	Elaine Elliott	NCAA First Round
1996-97	25	6	.806	15	1	.938	12	1	9	2	4	3	67.4	57.9	Elaine Elliott	NCAA Second Round
1997-98	21	6	.778	11	3	.786	11	0	8	4	2	2	69.3	56.7	Elaine Elliott	NCAA First Round
1998-99	21	7	.750	12	2	.857	12	2	9	3	0	2	65.9	55.1	Elaine Elliott	WNIT First Round
1999-00	23	8	.742	11	3	.786	11	2	9	5	3	1	65.2	52.2	Elaine Elliott	NCAA First Round
2000-01	28	4	.875	14	0	1.000	17	1	10	1	1	2	66.8	51.1	Elaine Elliott	NCAA Sweet 16
2001-02	15	12	.556	8	6	.571	7	3	7	8	1	1	65.1	59.0	Elaine Elliott	--
2002-03	24	7	.774	12	2	.857	13	0	6	5	5	2	65.6	51.0	Elaine Elliott	NCAA Second Round
2003-04	24	7	.774	12	2	.857	12	1	8	5	3	1	65.0	54.5	Elaine Elliott	--
2004-05	26	8	.765	12	2	.857	13	3	9	2	4	3	65.9	55.7	Elaine Elliott	NCAA Second Round
2005-06	27	7	.794	12	4	.750	12	2	8	3	7	2	69.2	56.2	Elaine Elliott	NCAA Elite Eight
2006-07	19	14	.576	10	6	.625	12	3	6	9	1	2	61.0	58.8	Elaine Elliott	WNIT First Round
2007-08	27	5	.844	16	0	1.000	14	1	11	2	2	2	68.7	54.0	Elaine Elliott	NCAA First Round
2008-09	23	10	.696	13	3	.812	13	2	7	6	3	2	63.1	55.2	Elaine Elliott	NCAA Second Round
2009-10	23	12	.657	10	6	.625	14	3	7	7	3	2	59.0	55.3	Elaine Elliott	WNIT Second Round
2010-11	18	17	.514	7	9	.437	7	9	7	6	4	2	58.3	55.5	Anthony Levretts	NCAA First Round
2011-12	16	16	.500	8	10	.444	12	4	3	10	1	2	58.4	55.8	Anthony Levretts	WNIT Second Round
2012-13	23	14	.622	8	10	.444	12	6	10	7	1	1	59.0	54.0	Anthony Levretts	WNIT Final
2013-14	12	19	.387	4	14	.222	7	8	4	8	1	3	59.5	63.5	Anthony Levretts	--
2014-15	9	21	.300	3	15	.167	9	7	0	11	0	3	54.9	59.7	Anthony Levretts	--
2015-16	18	15	.545	8	10	.444	12	5	6	7	0	3	68.7	67.9	Lynne Roberts	WNIT Third Round
2016-17	16	15	.516	5	13	.278	9	8	6	6	1	1	64.5	64.7	Lynne Roberts	WNIT First Round
2017-18	18	14	.562	8	10	.444	11	6	7	7	0	1	71.2	63.8	Lynne Roberts	WNIT Second Round
2018-19	20	10	.667	9	9	.500	13	3	5	6	2	1	74.2	64.6	Lynne Roberts	--
2019-20	14	17	.451	6	12	.333	6	9	5	7	3	1	68.1	71.2	Lynne Roberts	--
2020-21	5	16	.238	4	15	.211	2	7	3	8	0	1	60.2	70.9	Lynne Roberts	--
2021-22	21	12	.636	8	7	.533	11	4	5	6	5	2	75.9	68.2	Lynne Roberts	NCAA Second Round
2022-23	27	5	.844	15	3	.833	16	0	9	3	2	2	82.8	65.9	Lynne Roberts	NCAA Sweet 16
2023-24	23	22	.676	11	7	.611	12	3	8	6	3	2	77.4	62.0	Lynne Roberts	NCAA Second Round
TOTAL	1,008	500	.668	489	233	.677	561	134	345	272	100	94				



Year-By-Year

1974-75

12-2 (10-1 IAC) | Heach Coach: John Hull

Home: 7-0 | Away: 5-1 | Neutral: 0-1

Table with columns: Date, Opponent, Result, Score, Location

*IAC Games

%IAIW Regional Tournament

1975-76

19-5 (12-1 IAC) | Head Coach: Fern Gardner

Home: 12-1 | Away: 6-2 | Neutral: 1-2

Table with columns: Date, Opponent, Result, Score, Location

*IAC Games Ute Women's Classic

%IAIW Regional Tournament

&IAIW National Championship

1976-77

26-3 (13-0 IAC) | Head Coach: Fern Gardner

Home: 12-0 | Away: 10-0 | Neutral: 4-3

Table with columns: Date, Opponent, Result, Score, Location

*IAC Games

+Northern Colorado Tournament

\$Ute Women's Classic

#Brigham Young Tournament

%IAIW Regional Tournament

&IAIW National Championship

1977-78

21-9 (12-1 IAC) | Head Coach: Fern Gardner

Home: 10-0 | Away: 9-4 | Neutral: 2-5

Table with columns: Date, Opponent, Result, Score, Location

Table with columns: Date, Opponent, Result, Score, Location

*IAC Games

\$Copper Classic

#Southern Connecticut Classic

%IAIW Regional Tournament

&IAIW Eastern Sectional

1978-79

23-10 (11-2 IAC) | Head Coach: Fern Gardner

Home: 10-1 | Away: 7-3 | Neutral: 6-6

Table with columns: Date, Opponent, Result, Score, Location



Year-By-Year

3/16	Mississippi&	L	85-65	Amarillo
3/17	California&	W	83-76	Amarillo

***IAC Games**

#Mississippi College for Women Christmas Invitational

\$Copper Classic

%AIAW Regional Tournament

&NWIT Tournament

1979-80

21-8 (9-2 IAC) | Head Coach: Fern Gardner

Home: 11-0 | Away: 8-6 | Neutral: 2-2

11/24	Weber State	L	96-95	Ogden
11/29	Brigham Young\$	L	85-65	Logan
12/1	Utah State \$	W	102-81	Logan
12/8	UNLV	L	89-57	Las Vegas
12/13	San Francisco St.%	W	81-60	Pomona
12/14	Cal Poly Pomona%	L	73-59	Pomona
12/15	San Diego State%	L	57-54	Pomona
12/17	California	W	79-75	Berkeley
12/18	Santa Clara	W	69-60	Santa Clara
12/29	Eastern Wash.	W	66-63	Salt Lake City
1/3	Washington State	W	79-41	Salt Lake City
1/5	Iowa	W	77-73	Salt Lake City
1/7	Nevada	W	82-43	Salt Lake City
1/12	Brigham Young*	L	74-66	Provo
1/18	Colorado State*	W	84-78	Salt Lake City
1/19	Wyoming*	W	82-56	Salt Lake City
1/22	Utah State	W	75-70	Logan
1/25	Weber State	W	93-70	Salt Lake City
2/1	New Mexico*	W	77-59	Salt Lake City
2/2	UTEP*	W	75-61	Salt Lake City
2/5	Idaho State	W	78-65	Pocatello
2/9	Brigham Young*	W	71-68	Salt Lake City
2/15	Wyoming*	W	76-75	Laramie
2/16	Colorado State*	W	77-66	Fort Collins
2/22	UTEP*	W	80-64	El Paso
2/23	New Mexico*	L	67-64	Albuquerque
3/1	Idaho State	W	85-55	Salt Lake City
3/7	New Mexico State&	W	81-62	Provo
3/8	Brigham Young&	L	94-75	Provo

***IAC Games \$Copper Classic**

%Cal Poly Pomona Tournament

&AIAW Region 7 Tournament

1980-81

24-9 (9-1 IAC) | Head Coach: Fern Gardner

Home: 13-1 | Away: 10-4 | Neutral: 1-4

11/21	Weber State	W	76-58	Ogden
11/26	Idaho State	W	86-65	Salt Lake City
11/28	Cal Poly Pomona	L	83-82	Salt Lake City
12/1	Oregon State	W	81-77	Salt Lake City
12/4	Eastern Wash.	W	76-60	Cheyney
12/5	Washington State \$	W	83-65	Pullman
12/6	San Francisco\$	L	68-59	Pullman
12/10	Colorado	L	83-49	Boulder
12/11	Iowa	L	89-83	Iowa City

12/13	Purchase (SUNY)+	W	81-61	Purchase
12/14	Auburn+	L	73-60	Purchase
12/15	St. John's	L	82-79	Queens
12/16	Montclair State	L	79-61	Montclair
12/29	Idaho	W	95-54	Salt Lake City
1/2	Weber State%	W	75-61	Provo
1/3	Brigham Young%	W	98-75	Provo
1/8	Utah State	W	85-68	Salt Lake City
1/10	Simon Fraser	W	89-59	Salt Lake City
1/12	UNLV	W	78-68	Salt Lake City
1/15	UTEP*	W	71-61	El Paso
1/17	New Mexico*	W	77-72	Albuquerque
1/23	Wyoming*	W	96-81	Salt Lake City
1/24	Colorado State*	W	85-71	Salt Lake City
1/31	Brigham Young*	W	94-77	Salt Lake City
1/13	Colorado	W	84-75	Salt Lake City
2/14	Boise State	W	68-59	Salt Lake City
2/19	New Mexico*	W	71-43	Salt Lake City
2/21	UTEP*	W	96-67	Salt Lake City
2/24	Brigham Young*	L	80-77	Provo
2/26	Colorado State*	W	79-73	Fort Collins
2/28	Wyoming*	W	79-54	Laramie
3/6	New Mexico State&	W	71-64	Las Cruces
3/7	Colorado&	L	75-61	Las Cruces

***IAC Games \$Dial Tournament**

+Pro-Ked Tournament

%Copper Classic

&AIAW Region 7 Tournament

1981-82

18-11 (7-3 IAC) | Head Coach: Fern Gardner

Home: 14-2 | Away: 4-9 | Neutral: 0-0

11/23	Hawai'i	W	77-55	Salt Lake City
11/28	Colorado	L	77-63	Boulder
12/2	Washington	W	81-75	Salt Lake City
12/4	Cal Poly Pomona	L	58-51	Pomona
12/5	San Jose State	L	66-57	San Jose
12/7	Long Beach State	L	84-61	Long Beach
12/11	Oregon State	L	88-68	Corvallis
12/12	Oregon	L	73-63	Eugene
12/15	Utah State \$	W	93-78	Salt Lake City
12/16	Brigham Young\$	W	89-88 (OT)	Salt Lake City
12/18	Montana	L	58-48	Salt Lake City
12/19	Boise State	W	87-46	Salt Lake City
1/2	New Mexico*	W	68-57	Salt Lake City
1/4	UTEP*	W	75-67	Salt Lake City
1/5	Nebraska-Omaha	W	87-56	Salt Lake City
1/7	Wyoming*	L	86-65	Laramie
1/9	Colorado State*	L	79-66	Fort Collins
1/11	Pacific	W	59-56	Salt Lake City
1/15	Brigham Young*	W	92-88	Provo
1/16	Weber State	W	61-55	Salt Lake City
1/23	Colorado	W	65-62	Salt Lake City
2/5	Colorado State*	W	74-59	Salt Lake City
2/6	Wyoming*	W	66-56	Salt Lake City
2/8	Oregon	L	65-60	Salt Lake City

2/15	Utah State	W	81-59	Logan
2/19	Brigham Young*	W	82-68	Salt Lake City
2/25	Idaho State	W	84-65	Pocatello
3/4	New Mexico*	L	73-60	Albuquerque
3/6	UTEP*	W	68-45	El Paso

***HCAC Games**

\$Copper Classic

1982-83

22-7 (11-1 HCAC) | Head Coach: Fern Gardner

Home: 11-0 | Away: 7-6 | Neutral: 4-1

11/24	Cal Poly Pomona	W	71-69	Salt Lake City
11/26	Colorado	L	61-46	Boulder
11/27	Arizona State	L	74-64	Tempe
12/4	San Diego State	W	87-77	Salt Lake City
12/6	Weber State	L	72-58	Ogden
12/9	Washington	L	80-74	Seattle
12/10	Washington State\$	W	70-63	Boise
12/11	Boise State \$	W	76-61	Boise
12/15	Santa Clara	W	67-59	Salt Lake City
12/19	San Jose State +	L	69-57	Irvine
12/20	UC Santa Barbara+	W	68-50	Irvine
12/21	Montana State +	W	68-56	Irvine
1/7	Brigham Young%	W	89-81	Ogden
1/8	Weber State%	W	66-65	Ogden
1/11	Idaho State	W	97-65	Salt Lake City
1/15	Utah State*	W	81-59	Salt Lake City
1/20	Wyoming*	W	77-59	Laramie
1/22	Colorado State*	L	79-71	Fort Collins
1/27	New Mexico*	W	72-62	Albuquerque
1/29	New Mexico State*	W	84-75	Las Cruces
1/31	Portland State	W	82-77	Salt Lake City
2/5	Brigham Young*	W	85-76	Salt Lake City
2/12	Utah State*	W	100-72	Logan
2/17	Wyoming*	W	75-63	Salt Lake City
2/19	Colorado State*	W	85-71	Salt Lake City
2/24	New Mexico State*	W	72-62	Salt Lake City
2/26	New Mexico*	W	71-58	Salt Lake City
3/5	Brigham Young*	W	93-88	Provo
3/20	Arizona State&	L	78-64	Tempe

***HCAC Games**

\$Boise State Tournament

+UC Irvine Tournament

%Copper Classic

&NCAA Tournament

1983-84

19-12 (9-3 HCAC) | Head Coach: Elaine Elliott

Home: 11-2 | Away: 5-3 | Neutral: 3-7

11/25	Oregon State	L	64-58	Salt Lake City
11/26	Washington	W	91-78	Salt Lake City
12/2	Eastern Wash.\$	W	73-72	Salt Lake City
12/3	New Orleans\$	W	70-69	Salt Lake City
12/5	Colorado	W	88-60	Salt Lake City
12/10	Idaho State	W	77-66	Pocatello
12/15	Weber State	W	86-68	Salt Lake City

Year-By-Year

12/18	Oregon State +	L	71-65	Portland
12/19	Montana+	L	54-49	Portland
12/20	Arizona+	W	79-63	Portland
1/2	Weber State%	W	78-60	Logan
1/3	Brigham Young%	L	83-70	Logan
1/6	Portland State#	W	76-52	San Francisco
1/7	Idaho#	L	71-62	San Francisco
1/13	Utah State*	W	102-52	Salt Lake City
1/21	UNLV	L	90-64	Las Vegas
1/26	New Mexico*	L	65-60	Albuquerque
1/28	New Mexico State*	W	74-62 (OT)	Las Cruces
2/2	Wyoming*	W	87-60	Salt Lake City
2/4	Colorado State*	W	70-53	Salt Lake City
2/10	Long Beach State	W	72-70	Salt Lake City
2/17	Brigham Young*	L	82-69	Salt Lake City
2/18	Utah State*	W	84-37	Logan
2/23	New Mexico State*	W	97-70	Salt Lake City
2/25	New Mexico*	W	66-58	Salt Lake City
3/1	Colorado State*	W	69-47	Fort Collins
3/3	Wyoming*	W	51-49	Laramie
3/10	Brigham Young*	L	75-70	Provo
3/22	Vanderbilt&	L	84-58	Amarillo
3/23	California&	L	73-64	Amarillo
3/24	Illinois State&	L	82-61	Amarillo

***HCAC Games**
\$Lady Ute Classic
+Guisti Tournament
%Copper Classic
#San Francisco Classic
&WNIT Tournament

1984-85

16-12 (8-4 HCAC) | Head Coach: Elaine Elliott

Home: 11-1 | Away: 4-10 | Neutral: 1-1

11/23	San Francisco	W	80-64	Salt Lake City
11/24	Montana State	W	65-51	Salt Lake City
11/28	Weber State	W	81-74	Ogden
11/30	Northwestern\$	L	88-65	Evanston
12/1	Pittsburgh\$	L	74-50	Evanston
12/8	Northern Arizona	W	98-80	Salt Lake City
12/15	Idaho State	W	88-56	Salt Lake City
12/20	Cal Poly Pomona	L	72-64 (OT)	Pomona
12/21	Cal St. Fullerton	L	68-58	Fullerto
12/22	Southern California	L	78-62	Los Angeles
12/31	Oregon	L	66-61	Salt Lake City
1/3	Utah State%	W	93-56	Provo
1/4	Brigham Young%	W	77-75	Provo
1/11	Oregon State	L	68-62	Corvallis
1/12	Washington	L	74-58	Seattle
1/19	UNLV	W	77-71	Salt Lake City
1/23	Wyoming*	W	78-65	Salt Lake City
1/25	Colorado State*	W	73-46	Salt Lake City
1/31	New Mexico State*	L	72-70	Las Cruces
2/2	New Mexico*	L	72-66	Albuquerque
2/6	Utah State*	W	84-67	Salt Lake City
2/8	Brigham Young*	L	87-65	Provo

2/14	Colorado State*	W	80-68	Fort Collins
2/16	Wyoming*	L	65-57	Laramie
2/27	New Mexico*	W	66-65	Salt Lake City
3/2	New Mexico State*	W	89-83	Salt Lake City
3/7	Brigham Young*	W	86-84	Salt Lake City
3/9	Utah State*	W	89-74	Logan

***HCAC Games**
\$Northwestern Classic
%Copper Classic

1985-86

21-8 (11-1 HCAC) | Head Coach: Elaine Elliott

Home: 12-1 | Away: 8-7 | Neutral: 1-0

11/22	Eastern Wash.	W	70-62	Cheyney
11/23	Idaho	L	69-67	Moscow
11/25	Washington State	W	72-58	Pullman
11/29	Cal Poly Pomona	W	89-78	Salt Lake City
12/6	Weber State\$	W	101-68	Salt Lake City
12/7	Southern Utah\$	W	77-57	Salt Lake City
12/10	Arizona	L	83-63	Tucson
12/13	Santa Clara	W	89-47	Salt Lake City
12/14	Idaho State	W	72-68	Pocatello
12/20	Ohio State +	L	82-65	Columbus
12/21	SMU	W	74-66	Columbus
12/30	Cal St. Fullerton	W	66-63	Salt Lake City
1/2	Brigham Young%	L	82-68	Salt Lake City
1/3	Utah State%	W	80-39	Salt Lake City
1/11	Oregon	L	72-42	Eugene
1/13	Stanford	L	77-65	Stanford
1/23	Wyoming*	W	72-59	Laramie
1/25	Colorado State*	W	70-57	Fort Collins
1/30	New Mexico State*	W	73-64	Salt Lake City
2/1	New Mexico*	W	63-54	Salt Lake City
2/4	Utah State*	W	85-41	Salt Lake City
2/8	Brigham Young*	L	106-99	Provo
2/18	Colorado State*	W	69-39	Salt Lake City
2/22	Wyoming*	W	73-59	Salt Lake City
2/27	New Mexico*	W	68-49	Albuquerque
3/1	New Mexico State*	W	92-88 (OT)	Las Cruces
3/6	Utah State*	W	75-54	Logan
3/8	Brigham Young*	W	72-71	Salt Lake City
3/12	Montana&	L	58-46	Missoula

***HCAC Games**
\$Lady Ute Classic
+Ohio State Classic
%Copper Classic
&NCAA Tournament

1986-87

20-7 (10-2 HCAC) | Head Coach: Elaine Elliott

Home: 11-1 | Away: 7-6 | Neutral: 2-0

11/28	San Francisco+	W	92-54	Tempe
11/29	Arizona State +	L	79-60	Tempe
12/2	Arizona	W	75-68	Salt Lake City
12/5	Eastern Wash.\$	W	60-51	Salt Lake City
12/6	Southern Calif.\$	L	74-69	Salt Lake City

12/12	Houston	W	85-70	Salt Lake City
12/13	Washington State	W	59-56	Salt Lake City
12/20	Santa Clara	W	68-55	Santa Clara
12/22	California	L	76-64	Berkeley
12/30	Weber State	W	79-61	Ogden
1/2	Weber State%	W	75-58	Ogden
1/3	Brigham Young%	W	75-73	Ogden
1/15	Vanderbilt	L	65-64	Nashville
1/17	Western Kentucky	L	77-53	Bowling Green
1/20	Idaho State	W	80-61	Salt Lake City
1/29	Colorado State*	W	62-41	Fort Collins
1/31	Wyoming*	W	81-68	Laramie
2/5	Utah State*	W	91-50	Salt Lake City
2/7	Brigham Young*	W	87-74	Provo
2/10	Colorado State*	W	72-60	Salt Lake City
2/14	Wyoming*	W	79-48	Salt Lake City
2/17	New Mexico*	W	60-40	Salt Lake City
2/19	New Mexico State*	W	77-63	Salt Lake City
2/24	Brigham Young*	W	79-64	Salt Lake City
2/28	Utah State*	W	74-52	Logan
3/5	New Mexico State*	L	66-53	Las Cruces
3/7	New Mexico*	L	73-61	Albuquerque

***HCAC Games**
+ASU Dial Classic
\$Lady Ute Classic
%Copper Classic

1987-88

19-9 (9-1 HCAC) | Head Coach: Elaine Elliott

Home: 11-4 | Away: 8-4 | Neutral: 0-1

11/27	Stanford	L	87-71	Salt Lake City
11/28	Weber State	W	73-54	Salt Lake City
12/4	UTEP\$	W	80-48	Salt Lake City
12/5	Western Kentucky\$	L	78-61	Salt Lake City
12/9	Idaho	W	76-61	Salt Lake City
12/12	Idaho State	W	67-56	Pocatello
12/19	Oregon State	W	66-52	Salt Lake City
12/21	Oregon	L	79-58	Eugene
12/23	Portland State	W	72-58	Portland
12/31	Nevada	W	59-49	Reno
1/2	Arizona State	W	74-62	Salt Lake City
1/6	Fairfield	W	78-48	Salt Lake City
1/9	Montana	L	62-54	Salt Lake City
1/14	Cal Poly Pomona	L	66-54	Pomona
1/16	U.S. International	L	71-67	San Diego
1/18	San Diego	W	77-68	San Diego
1/23	Louisiana Tech	L	83-58	Ruston
1/28	New Mexico State*	L	69-56	Las Cruces
1/30	Creighton*	W	61-42	Omaha
2/4	Colorado State*	W	89-35	Salt Lake City
2/6	Wyoming*	W	68-54	Salt Lake City
2/10	Brigham Young*	W	77-60	Salt Lake City
2/12	Portland State	W	92-73	Salt Lake City
2/18	Wyoming*	W	75-58	Laramie
2/20	Colorado State*	W	65-55	Fort Collins
2/26	Brigham Young*	W	94-75	Provo



Year-By-Year

3/3	Creighton*	W	85-79	Salt Lake City
3/5	New Mexico State*	L	68-64 (OT)	Salt Lake City

***HCAC Games**

\$Lady Ute Classic

%HCAC Tournament

&NCAA Tournament

1988-89

24-6 (9-1 HCAC) | Head Coach: Elaine Elliott

Home: 14-0 | Away: 7-6 | Neutral: 3-0

11/26	California	W	91-60	Salt Lake City
11/29	Idaho State	W	86-39	Salt Lake City
12/2	San Jose State \$	W	90-45	Salt Lake City
12/3	Washington\$	W	77-61	Salt Lake City
12/6	Weber State	W	70-60	Ogden
12/9	Oregon+	L	73-53	Corvallis
12/10	UMKC+	W	66-38	Corvallis
12/16	Houston	L	65-62	Houston
12/17	Texas Southern	W	78-75 (2OT)	Houston
12/19	Texas State	W	76-75	San Marcos
12/30	Oregon	W	68-58	Salt Lake City
1/1	Montana	L	60-69	Missoula
1/5	San Diego	W	76-38	Salt Lake City
1/7	Colorado	L	61-79	Boulder
1/20	U.S. International	W	67-64	Salt Lake City
1/21	Southern Utah	W	78-58	Salt Lake City
1/27	Wyoming*	W	86-51	Salt Lake City
1/28	Colorado State*	W	64-48	Salt Lake City
2/4	Brigham Young*	W	81-62	Provo
2/9	Creighton*	W	77-62	Omaha
2/11	New Mexico State*	W	54-51	Las Cruces
2/17	Brigham Young*	W	81-64	Salt Lake City
2/18	Eastern Wash.	W	66-35	Salt Lake City
2/23	New Mexico State*	W	74-49	Salt Lake City
2/25	Creighton*	W	75-54	Salt Lake City
3/3	Colorado State*	W	74-68	Fort Collins
3/4	Wyoming*	L	79-77	Laramie
3/10	Colorado State%	W	80-70	Las Cruces
3/11	Wyoming%	W	92-54	Las Cruces
3/15	UNLV&	L	67-53	Las Vegas

***HCAC Games**

\$Lady Ute Classic

+OSU Converse Classic

%HCAC Tournament

&NCAA Tournament

1989-90

20-10 (6-4 HCAC) | Head Coach: Elaine Elliott

Home: 14-2 | Away: 6-7 | Neutral: 0-1

11/24	San Jose State	W	78-59	San Jose
11/25	California	L	84-77	Berkeley
12/1	Iowa State\$	W	77-46	Salt Lake City
12/2	UCLA\$	W	65-43	Salt Lake City
12/5	Weber State	L	69-68	Ogden
12/9	Montana	L	69-60	Salt Lake City

12/15	Cal Poly Pomona	W	103-70	Salt Lake City
12/18	Eastern Wash.	W	68-64	Cheyney
12/20	Washington+	L	65-51	Seattle
12/21	Northern Illinois+	L	95-91 (OT)	Seattle
1/2	Montana State	W	73-51	Salt Lake City
1/4	Colorado	W	58-46	Salt Lake City
1/6	Idaho State	W	78-63	Pocatello
1/12	Southern Utah	W	92-70	Salt Lake City
1/20	Southern Utah	W	72-51	Cedar City
1/22	Idaho State	W	78-45	Salt Lake City
1/27	Brigham Young*	W	76-61	Salt Lake City
2/1	New Mexico State*	L	70-67	Las Cruces
2/3	Creighton*	W	65-61	Omaha
2/5	Weber State	W	86-83	Salt Lake City
2/9	Colorado State*	W	95-70	Salt Lake City
2/10	Wyoming*	L	63-62	Salt Lake City
2/16	Creighton*	W	80-50	Salt Lake City
2/17	New Mexico State*	W	90-50	Salt Lake City
2/23	Wyoming*	L	69-66	Laramie
2/24	Colorado State*	W	64-53	Fort Collins
3/3	Brigham Young*	L	64-63	Provo
3/8	New Mexico State%	W	85-74	Salt Lake City
3/9	Wyoming%	W	80-61	Salt Lake City
3/14	Mississippi&	L	74-51	Oxford

***HCAC Games**

\$Lady Ute Classic

+Seattle Times Classic

%HCAC Tournament

&NCAA Tournament

1990-91

20-10 (9-3 WAC) | Head Coach: Elaine Elliott

Home: 11-2 | Away: 7-5 | Neutral: 2-3

11/23	Western Kentucky+	L	79-77	Honolulu
11/24	Arizona+	W	91-74	Honolulu
11/25	Texas Tech+	L	76-69	Honolulu
11/30	Texas State\$	W	67-38	Salt Lake City
12/1	Vanderbilt\$	W	86-78	Salt Lake City
12/3	Idaho State	W	72-56	Salt Lake City
12/7	Weber State	W	95-47	Salt Lake City
12/8	Stanford	L	78-74	Salt Lake City
12/14	Montana	L	65-51	Missoula
12/16	Montana State	W	77-73	Bozeman
12/18	Missouri State	L	74-67	Springfield
12/28	UCLA	L	89-83	Los Angeles
12/31	Weber State	W	62-50	Ogden
1/2	Southern Utah	W	90-44	Salt Lake City
1/4	Boise State	W	82-58	Salt Lake City
1/10	UTEP*	W	76-57	El Paso
1/12	San Diego State*	L	87-80	San Diego
1/19	Creighton*	L	76-73	Salt Lake City
1/25	Wyoming*	W	72-69	Laramie
1/26	Colorado State*	W	87-49	Fort Collins
2/2	Brigham Young*	W	93-58	Provo
2/7	UTEP*	W	72-39	Salt Lake City
2/9	San Diego State*	W	79-58	Salt Lake City

2/15	Creighton*	L	69-64	Omaha
2/22	Colorado State*	W	66-51	Salt Lake City
2/23	Wyoming*	W	53-51	Salt Lake City
2/28	Brigham Young*	W	89-73	Salt Lake City
3/8	Wyoming%	W	74-62	Laramie
3/9	Creighton%	W	86-69	Laramie
3/13	Southern Calif.&	L	63-52	Los Angeles

***WAC Games**

+Rainbow Wahine Tournament

\$Lady Ute Classic

%WAC Tournament

&NCAA Tournament

1991-92

22-8 (10-4 WAC) | Head Coach: Elaine Elliott

Home: 13-2 | Away: 9-5 | Neutral: 0-1

11/23	Weber State	W	72-49	Ogden
11/29	San Francisco\$	W	62-51	Salt Lake City
11/30	Wisconsin\$	W	65-62	Salt Lake City
12/6	Texas State+	W	69-64 (OT)	San Marcos
12/7	Colorado+	L	69-45	San Marcos
12/9	Texas Tech	L	84-76 (OT)	Lubbock
12/21	Montana	W	78-76 (2OT)	Salt Lake City
12/29	Idaho State	W	64-47	Pocatello
12/31	Boise State	L	71-69	Boise
1/4	Iowa State	W	76-60	Ames
1/6	Northern Illinois	W	85-78 (OT)	Salt Lake City
1/11	Southern Utah	W	69-54	Cedar City
1/16	Colorado State*	W	87-70	Fort Collins
1/18	Wyoming*	W	71-65	Laramie
1/23	Creighton*	L	79-70	Salt Lake City
1/25	UTEP*	W	65-60	Salt Lake City
1/28	Southern Utah	W	79-50	Salt Lake City
1/31	Brigham Young*	W	93-70	Salt Lake City
2/6	San Diego State*	L	74-51	San Diego
2/8	New Mexico*	W	76-42	Albuquerque
2/13	Wyoming*	W	73-66	Salt Lake City
2/15	Colorado State*	W	78-52	Salt Lake City
2/20	UTEP*	W	72-63	El Paso
2/22	Creighton*	L	74-66	Omaha
2/29	Brigham Young*	L	68-69	Provo
3/5	New Mexico*	W	86-34	Salt Lake City
3/7	San Diego State*	W	77-61	Salt Lake City
3/12	UTEP%	W	75-60	Salt Lake City
3/13	Brigham Young%	W	78-69	Salt Lake City
3/14	Creighton%	L	74-63	Salt Lake City

***WAC Games**

\$Lady Ute Classic

+Southwest Texas State Tournament

%WAC Tournament

1992-93

19-10 (9-5 WAC) | Head Coach: Elaine Elliott

Home: 12-4 | Away: 6-5 | Neutral: 1-1

12/3	Weber State	W	78-67	Ogden
12/5	Weber State	W	54-52	Salt Lake City



Year-By-Year

12/10	Idaho State	W	55-49	Salt Lake City
12/12	California	L	74-59	Salt Lake City
12/18	Florida\$	L	57-51	Palo Alto
12/19	Harvard\$	W	60-49	Palo Alto
12/21	Loyola Marymount	L	50-48	Los Angeles
12/31	Chicago State	W	72-58	Chicago
1/2	Northern Illinois	L	85-69	DeKalb
1/4	Montana State	W	68-49	Salt Lake City
1/6	Metro State	W	56-52	Salt Lake City
1/8	Texas Tech	W	72-55	Salt Lake City
1/14	UTEP*	L	75-71	Salt Lake City
1/16	New Mexico*	W	68-41	Salt Lake City
1/22	Wyoming*	W	75-55	Laramie
1/23	Colorado State*	W	81-54	Fort Collins
1/29	Brigham Young*	L	65-49	Provo
2/4	San Diego State*	W	68-42	Salt Lake City
2/6	Fresno State*	W	94-61	Salt Lake City
2/11	New Mexico*	W	68-48	Albuquerque
2/13	UTEP*	W	55-51	El Paso
2/19	Colorado State*	W	71-55	Salt Lake City
2/20	Wyoming*	W	62-58	Salt Lake City
2/26	Brigham Young*	L	75-66	Salt Lake City
3/4	Fresno State*	L	77-74 (OT)	Fresno
3/6	San Diego State*	L	63-57	San Diego
3/11	Colorado State%	W	62-48	Salt Lake City
3/12	San Diego State%	W	74-56	Salt Lake City
3/13	Brigham Young%	L	53-50	Salt Lake City

*WAC Games

\$Cardinal Classic

%WAC Tournament

1993-94

12-14 (9-5 WAC) | Head Coach: Elaine Elliott

Home: 7-5 | Away: 5-9 | Neutral: 0-0

11/26	Western Kentucky	L	83-41	Bowling Green
11/29	Stanford	L	59-48	Salt Lake City
12/4	Idaho State	W	65-51	Pocatello
12/10	Weber State	W	73-58	Ogden
12/14	Oregon State	L	66-42	Salt Lake City
12/18	Eastern Wash.	L	66-51	Cheyney
12/20	Montana	L	71-39	Missoula
12/28	Southern Utah	L	55-49	Salt Lake City
12/30	Wisconsin	L	79-65	Madison
1/1	Kansas State	L	49-41	Manhattan
1/4	Idaho	W	85-47	Salt Lake City
1/13	San Diego State*	L	62-38	San Diego
1/15	Fresno State*	L	75-68	Fresno
1/20	Wyoming*	W	65-47	Salt Lake City
1/22	Colorado State*	W	72-50	Salt Lake City
1/27	UTEP*	W	69-52	El Paso
1/29	New Mexico*	W	65-56	Albuquerque
2/3	New Mexico*	W	64-42	Salt Lake City
2/5	UTEP*	W	70-54	Salt Lake City
2/10	Colorado State*	L	78-69	Fort Collins
2/12	Wyoming*	W	60-58	Laramie
2/18	Brigham Young*	W	62-51	Salt Lake City
2/24	Fresno State*	W	77-46	Salt Lake City
2/26	San Diego State*	L	71-52	Salt Lake City

3/4	Brigham Young*	L	62-58	Provo
3/9	Colorado State%	L	69-57	Salt Lake City

*WAC Games

%WAC Tournament

1994-95

23-7 (12-2 WAC) | Head Coach: Elaine Elliott

Home: 11-2 | Away: 8-3 | Neutral: 4-2

11/29	Southern Utah	W	64-57	Cedar City
12/2	Oklahoma\$	L	72-68	Pullman
12/3	Northern Iowa\$	W	89-48	Pullman
12/7	Idaho State	W	98-66	Salt Lake City
12/10	Montana State	W	67-58	Bozeman
12/15	Eastern Wash.	W	67-38	Salt Lake City
12/17	Kansas State	W	61-46	Salt Lake City
12/19	Oregon State	L	80-67	Corvallis
12/20	Portland	L	68-57	Portland
12/22	Weber State	L	61-59	Salt Lake City
1/4	Texas	W	80-65	Salt Lake City
1/7	Montana	W	72-46	Salt Lake City
1/12	San Diego State*	L	70-55	Salt Lake City
1/14	Fresno State*	W	72-51	Salt Lake City
1/20	Brigham Young*	W	77-71 (OT)	Provo
1/26	New Mexico*	W	83-73	Albuquerque
1/28	UTEP*	W	59-54	El Paso
2/2	UTEP*	W	66-60	Salt Lake City
2/4	New Mexico*	W	87-53	Salt Lake City
2/9	Wyoming*	W	72-60	Laramie
2/11	Colorado State*	W	76-59	Fort Collins
2/16	Colorado State*	W	62-48	Salt Lake City
2/18	Wyoming*	W	59-44	Salt Lake City
2/23	Fresno State*	W	71-42	Fresno
2/25	San Diego State*	L	71-55	San Diego
3/3	Brigham Young*	W	78-45	Salt Lake City
3/8	Brigham Young%	W	71-62	Albuquerque
3/10	Fresno State%	W	75-49	Albuquerque
3/11	San Diego State%	W	64-57	Albuquerque
3/15	Missouri State&	L	49-47	Boulder

*WAC Games

\$Dial Classic

%WAC Tournament

&NCAA Tournament

1995-96

21-8 (12-2 WAC) | Head Coach: Elaine Elliott

Home: 12-0 | Away: 8-6 | Neutral: 1-2

11/15	Oregon\$	W	73-61	Salt Lake City
11/17	Colorado\$	L	63-61 (OT)	Boulder
11/27	Western Kentucky	W	83-77	Salt Lake City
11/29	Idaho State	W	90-70	Pocatello
12/4	Southern Utah	W	70-46	Salt Lake City
12/8	Gonzaga	W	89-59	Spokane
12/9	Montana	L	57-52	Missoula
12/16	Weber State	W	81-59	Ogden
12/18	UC Santa Barbara	W	71-45	Salt Lake City
12/28	Texas	L	60-56	Austin
12/30	SMU	L	88-76	Dallas
1/6	Portland	W	67-64	Salt Lake City
1/11	Fresno State*	W	64-50	Fresno

1/13	San Diego State*	L	67-55	San Diego
1/19	Brigham Young*	W	72-42	Salt Lake City
1/25	Colorado State*	W	66-52	Salt Lake City
1/27	Wyoming*	W	57-55	Salt Lake City
2/1	UTEP*	W	76-58	El Paso
2/3	New Mexico*	W	97-94 (OT)	Albuquerque
2/8	UTEP*	W	72-50	Salt Lake City
2/10	New Mexico*	W	73-55	Salt Lake City
2/15	Wyoming*	W	59-44	Laramie
2/17	Colorado State*	L	78-74	Fort Collins
2/22	San Diego State*	W	69-56	Salt Lake City
2/24	Fresno State*	W	69-47	Salt Lake City
3/1	Brigham Young*	W	78-64	Provo
3/6	Brigham Young%	W	81-61	Albuquerque
3/8	New Mexico%	L	55-53	Albuquerque
3/16	Southern Miss.&	L	74-66	Ruston

*WAC Games

\$Pre-Season NIT

%WAC Tournament

&NCAA Tournament

1996-97

25-6 (15-1 WAC) | Head Coach: Elaine Elliott

Home: 12-1 | Away: 9-2 | Neutral: 4-3

11/22	Montana	W	73-54	Salt Lake City
11/26	Weber State	W	60-56	Salt Lake City
11/29	Yale\$	W	77-60	Eugene
11/30	Oregon\$	L	51-49	Eugene
12/5	Montana State	W	66-64	Salt Lake City
12/13	UC Irvine!	W	66-58	Irvine
12/14	Southern Calif.!	L	81-59	Irvine
12/17	UC Santa Barbara	L	73-57	Santa Barbara
12/20	Idaho State	W	75-53	Salt Lake City
12/28	Gonzaga	W	90-60	Salt Lake City
1/2	UTEP*	W	62-43	El Paso
1/4	New Mexico*	W	53-49 (OT)	Albuquerque
1/10	Brigham Young*	W	64-53	Salt Lake City
1/16	TCU*	W	77-46	Salt Lake City
1/18	SMU*	W	78-58	Salt Lake City
1/23	Rice*	W	71-64 (3OT)	Houston
1/25	Tulsa*	W	72-44	Tulsa
1/30	New Mexico*	W	64-42	Salt Lake City
2/1	UTEP*	W	66-54	Salt Lake City
2/6	Brigham Young*	W	70-58	Provo
2/8	Colorado State*	L	79-68 (3OT)	Salt Lake City
2/13	SMU*	W	80-73	Dallas
2/15	TCU*	W	71-54	Fort Worth
2/20	Tulsa*	W	88-58	Salt Lake City
2/22	Rice*	W	68-57	Salt Lake City
2/26	Colorado State*	W	68-59	Fort Collins
3/5	Brigham Young%	W	58-54	Las Vegas
3/7	SMU%	W	78-63	Las Vegas
3/8	San Diego State%	L	56-50	Las Vegas
3/14	Iowa State&	W	57-66	Charlottesville
3/16	Virginia&	L	65-46	Charlottesville

*WAC Games

\$Pepsi Shootout

!UCI/Newport Beach

Marriott Classic

%WAC Tournament

&NCAA Tournament



Year-By-Year

1997-98

21-6 (11-3 WAC) | Head Coach: Elaine Elliott

Home: 11-0 | Away: 8-4 | Neutral: 2-2

11/21	Weber State	W	69-48	Ogden
11/28	UC Irvine	W	71-56	Salt Lake City
11/29	Bradley	W	86-42	Salt Lake City
12/5	Kansas State\$	W	61-55	Manhattan
12/6	Kansas State\$	W	68-57	Manhattan
12/9	Idaho State	W	75-58	Pocatello
12/13	Montana	W	65-52	Missoula
12/21	Arkansas!	W	73-64	Fort Worth
12/29	Idaho	W	71-45	Salt Lake City
1/1	UTEP*	W	70-58	Salt Lake City
1/3	New Mexico*	W	57-48	Salt Lake City
1/10	Brigham Young*	W	63-46	Salt Lake City
1/15	Wyoming*	W	74-63	Laramie
1/18	Colorado State*	W	69-68	Fort Collins
1/22	Air Force*	W	97-54	Salt Lake City
1/24	UNLV*	W	75-49	Salt Lake City
1/29	New Mexico*	L	76-59	Albuquerque
1/31	UTEP*	L	50-46	El Paso
2/4	Brigham Young*	L	70-64	Provo
2/7	Rice	W	74-66	Salt Lake City
2/12	Wyoming*	W	75-62	Salt Lake City
2/14	Colorado State*	W	67-53	Salt Lake City
2/19	UNLV*	W	74-58	Las Vegas
2/21	Air Force*	W	100-39	Colo. Springs
2/27	Rice	L	59-48	Houston
3/4	Brigham Young%	L	66-58	Las Vegas
3/14	Louisville&	L	69-61	Durham

***WAC Games**

\$Commerce Bank-Wildcat Classic

!DMC Holiday Shootout

%WAC Tournament

&NCAA Tournament

1998-99

21-7 (12-2 WAC) | Head Coach: Elaine Elliott

Home: 12-2 | Away: 9-4 | Neutral: 0-1

11/14	Bradley	L	58-57	Peoria
11/21	Montana	W	71-64	Salt Lake City
11/25	Albertson	W	80-48	Salt Lake City
11/28	Kansas State	W	76-58	Salt Lake City
12/3	Colorado State	L	70-69	Salt Lake City
12/5	Saint Mary's (Calif.)	W	67-50	Salt Lake City
12/10	Washington State	W	81-70 (OT)	Pullman
12/12	Idaho	W	72-55	Moscow
12/19	Weber State	W	65-62	Ogden
12/22	Idaho State	W	74-49	Salt Lake City
1/2	San Francisco	W	60-56	San Francisco
1/5	SMU	L	80-69	Salt Lake City
1/9	Brigham Young*	L	57-53	Provo
1/14	San Diego State*	W	74-60	Salt Lake City
1/17	Hawaii*	W	82-51	Salt Lake City
1/21	San Jose State*	W	74-50	San Jose

1/24	Fresno State*	W	76-50	Fresno
1/28	New Mexico*	W	61-50	Salt Lake City
1/30	UTEP*	W	67-47	Salt Lake City
2/6	Brigham Young*	W	53-51	Salt Lake City
2/11	San Diego State*	W	64-42	San Diego
2/13	Hawaii*	W	46-44	Honolulu
2/18	San Jose State*	W	76-23	Salt Lake City
2/20	Fresno State*	W	60-58	Salt Lake City
2/25	UTEP*	W	54-44	El Paso
2/27	New Mexico*	L	52-45	Albuquerque
3/3	Rice%	L	74-57	Las Vegas
3/11	Drake&	L	52-45	Des Moines

***WAC Games**

%WAC Tournament &WNIT

1999-2000

23-8 (11-3 MWC) | Head Coach: Elaine Elliott

Home: 11-2 | Away: 8-5 | Neutral: 4-1

11/20	Washington State	W	65-49	Salt Lake City
11/23	Colorado State	L	58-47	Fort Collins
11/28	Montana	L	64-56	Missoula
12/2	Iowa	W	70-61	Salt Lake City
12/4	Idaho State	W	58-49	Pocatello
12/9	Weber State	W	62-42	Salt Lake City
12/10	Whitworth College	W	86-43	Salt Lake City
12/18	Northwestern St.!	W	86-55	Boise
12/19	Boise State!	W	59-39	Boise
12/22	San Francisco	W	75-62	Salt Lake City
12/29	Stanford	L	57-48	Salt Lake City
1/4	SMU	L	51-43	Dallas
1/6	Saint Mary's (Calif.)	W	50-48	Moraga
1/13	San Diego State*	W	53-44	San Diego
1/15	UNLV*	W	76-46	Las Vegas
1/20	Wyoming*	W	84-46	Salt Lake City
1/22	Colorado State*	W	77-52	Salt Lake City
1/28	Brigham Young*	W	59-55	Provo
2/3	New Mexico*	L	74-70 (OT)	Albuquerque
2/5	Air Force*	W	85-49	Colo. Springs
2/10	San Diego State*	W	63-38	Salt Lake City
2/12	UNLV*	W	56-52	Salt Lake City
2/17	Wyoming*	W	85-66	Laramie
2/19	Colorado State*	L	57-56	Fort Collins
2/26	Brigham Young*	L	46-41	Salt Lake City
3/2	New Mexico*	W	67-59	Salt Lake City
3/4	Air Force*	W	92-42	Salt Lake City
3/8	Air Force\$	W	65-29	Las Vegas
3/10	UNLV\$	W	67-65	Las Vegas
3/11	Brigham Young\$	W	61-47	Las Vegas
3/17	Illinois%	L	73-58	Ames

***MWC Game**

!Boise State Tournament

\$MWC Tournament

%NCAA Tournament

2000-01

28-4 (14-0 MWC) | Head Coach: Elaine Elliott

Home: 17-1 | Away: 7-8 | Neutral: 1-2

11/17	UCLA	W	65-42	Los Angeles
11/19	Iowa	W	66-42	Iowa City
11/22	Montana Tech	W	100-33	Salt Lake City
11/25	Weber State	W	61-33	Salt Lake City
11/29	Pacific	W	82-63	Salt Lake City
12/2	Boise State	W	73-54	Salt Lake City
12/7	Montana	W	67-49	Salt Lake City
12/9	Nevada	W	62-58	Salt Lake City
12/16	Oregon	W	63-48	Salt Lake City
12/18	Oregon State	W	53-49	Corvallis
12/28	SMU	W	79-40	Salt Lake City
12/30	Stanford	L	72-58	Stanford
1/2	Loyola Marymount	L	64-58	Salt Lake City
1/7	New Mexico*	W	76-73	Albuquerque
1/11	UNLV*	W	70-51	Las Vegas
1/13	San Diego State*	W	56-47	San Diego
1/18	Colorado State*	W	73-51	Salt Lake City
1/20	Wyoming*	W	54-48	Salt Lake City
1/27	Brigham Young*	W	67-57	Salt Lake City
2/3	Air Force*	W	59-29	Colo. Springs
2/8	San Diego State*	W	62-45	Salt Lake City
2/10	UNLV*	W	74-43	Salt Lake City
2/15	Wyoming*	W	69-36	Laramie
2/17	Colorado State*	W	67-59	Fort Collins
2/23	Brigham Young*	W	67-55	Provo
3/1	Air Force*	W	80-33	Salt Lake City
3/3	New Mexico*	W	64-59	Salt Lake City
3/7	Air Force\$	W	53-50	Las Vegas
3/9	Brigham Young\$	L	57-50	Las Vegas
3/17	Fairfield%	W	79-57	Salt Lake City
3/19	Iowa%	W	78-69	Salt Lake City
3/24	Notre Dame&	L	69-54	Denver

***MWC Games**

\$MWC Tournament

%NCAA Tournament

2001-02

15-12 (8-6 MWC) | Head Coach: Elaine Elliott

Home: 7-3 | Away: 7-8 | Neutral: 1-1

11/17	Santa Clara!	L	67-59	Minneapolis
11/18	Butler!	W	77-54	Minneapolis
11/20	Albertson	W	93-45	Salt Lake City
11/24	SMU	L	49-48	Dallas
11/29	Oregon State	W	58-46	Salt Lake City
12/1	UCLA	W	89-42	Salt Lake City
12/8	Oregon	L	63-55	Eugene
12/17	Weber State	W	72-65	Ogden
12/19	Nevada	W	72-53	Reno
12/21	Montana	W	63-58	Missoula
12/28	Pacific	L	68-62	Stockton
12/30	San Francisco	L	65-56	San Francisco
1/10	Wyoming*	W	80-59	Salt Lake City
1/12	Colorado State*	L	87-77 (OT)	Salt Lake City



Year-By-Year

1/17	Air Force*	W	67-39	Colo. Springs
1/19	New Mexico*	L	66-55	Albuquerque
1/26	Brigham Young*	L	77-65	Salt Lake City
1/31	UNLV*	L	79-71	Salt Lake City
2/2	San Diego State*	W	75-59	Salt Lake City
2/7	Colorado State*	L	58-53	Fort Collins
2/9	Wyoming*	W	66-53	Laramie
2/14	New Mexico*	W	67-59	Salt Lake City
2/16	Air Force*	W	71-53	Salt Lake City
2/23	Brigham Young*	L	62-53	Provo
2/28	San Diego State*	W	47-45	San Diego
3/2	UNLV*	W	69-65	Las Vegas
3/6	UNLV\$	L	57-38	Las Vegas

***MWC Game**

!Gopher Classic

\$MWC Tournament

2002-03

24-7 (12-2 MWC) | Head Coach: Elaine Elliott

Home: 13-0 | Away: 6-5 | Neutral: 5-2

11/22	TCU	L	54-51	Fort Worth
11/26	Montana Tech	W	96-42	Salt Lake City
11/29	Idaho@	W	56-43	Moraga
11/30	Western Carolina@	W	66-44	Moraga
12/7	Fresno State	W	64-57	Salt Lake City
12/14	Idaho State	W	91-52	Salt Lake City
12/16	New Mexico State	W	74-54	Salt Lake City
12/21	Washington State	W	85-50	Pullman
12/28	Mississippi State#	W	69-65	Missoula
12/29	Montana#	L	53-49	Missoula
1/4	Weber State	L	70-59	Ogden
1/9	Montana	W	77-38	Salt Lake City
1/11	Northern Arizona	W	55-40	Salt Lake City
1/16	Wyoming*	W	63-47	Salt Lake City
1/18	Colorado State*	W	73-50	Salt Lake City
1/23	UNLV*	W	56-49	Las Vegas
1/25	San Diego State*	W	59-44	San Diego
2/1	Brigham Young*	W	67-50	Provo
2/6	Air Force*	W	68-39	Salt Lake City
2/8	New Mexico*	W	64-61 (OT)	Salt Lake City
2/13	Colorado State*	L	56-44	Fort Collins
2/15	Wyoming*	W	70-59	Laramie
2/20	San Diego State*	W	66-22	Salt Lake City
2/22	UNLV*	W	58-39	Salt Lake City
3/1	Brigham Young*	W	71-66	Salt Lake City
3/6	New Mexico*	L	51-48	Albuquerque
3/8	Air Force*	W	67-42	Colo. Springs
3/12	Air Force\$	W	83-46	Las Vegas
3/14	Brigham Young\$	L	70-59	Las Vegas
3/23	DePaul%	W	73-64	Raleigh
3/25	Duke%	L	65-54	Raleigh

***MWC Game**

@Saint Mary's Thanksgiving Classic

#Lady Griz Holiday Classic

\$MWC Tournament

%NCAA Tournament

2003-04

24-7 (12-2 MWC) | Head Coach: Elaine Elliott

Home: 12-1 | Away: 9-5 | Neutral: 3-1

11/14	SE Missouri St.%	W	76-65	Salt Lake City
11/17	UC Santa Barb.%	L	52-44	Santa Barbara
11/28	Western Kentucky#	W	84-55	Fresno
11/29	Fresno State#	W	66-53	Fresno
12/2	Saint Mary's (Calif.)	W	69-40	Salt Lake City
12/4	Gonzaga	W	88-64	Salt Lake City
12/7	Oklahoma	L	73-65	Norman
12/13	Washington State	W	61-51	Salt Lake City
12/16	Oregon State	L	71-62	Corvallis
12/20	Weber State	W	51-38	Salt Lake City
12/28	Northern Arizona	W	69-45	Flagstaff
1/2	San Francisco	W	75-48	Salt Lake City
1/5	Idaho State	W	86-78	Pocatello
1/10	Montana	L	61-58	Missoula
1/15	Wyoming*	W	57-39	Laramie
1/17	Colorado State*	W	55-51	Fort Collins
1/22	Air Force*	W	82-42	Salt Lake City
1/25	New Mexico*	W	52-43	Salt Lake City
1/31	Brigham Young*	W	66-62	Provo
2/5	San Diego State*	W	56-29	San Diego
2/8	UNLV*	W	72-55	Las Vegas
2/12	Colorado State*	W	71-57	Salt Lake City
2/14	Wyoming*	W	59-45	Salt Lake City
2/19	New Mexico*	L	49-46	Albuquerque
2/21	Air Force*	W	73-65	Colo. Springs
2/28	Brigham Young*	W	73-62	Salt Lake City
3/4	UNLV*	L	68-60 (OT)	Salt Lake City
3/6	San Diego State*	W	63-51	Salt Lake City
3/10	San Diego State \$	W	68-51	Denver
3/12	UNLV\$	W	59-55	Denver
3/13	New Mexico\$	L	71-50	Denver

***MWC Game**

%Preseason WNIT

#Fresno St. Classic

\$MWC Tournament

2004-05

26-8 (12-2 MWC) | Head Coach: Elaine Elliott

Home: 13-3 | Away: 9-2 | Neutral: 4-3

11/19	Stanford	L	63-57	Salt Lake City
11/22	Georgetown	W	64-53	Salt Lake City
11/26	Michigan State%	L	56-54	Honolulu
11/27	Hawai'i%	W	52-45	Honolulu
11/28	Idaho%	W	57-50	Honolulu
12/2	Utah Valley	W	88-66	Salt Lake City
12/4	Washington	W	64-56	Salt Lake City
12/8	Weber State	W	66-59	Ogden
12/11	TCU	W	85-72	Salt Lake City
12/18	Loyola Marymount	W	56-33	Los Angeles
12/21	Oklahoma	L	72-59	Salt Lake City
12/29	Gonzaga	L	66-60	Spokane
1/1	IPFW	W	62-42	Salt Lake City
1/4	Montana	W	63-42	Salt Lake City
1/8	Northern Colorado	W	85-35	Salt Lake City
1/13	Colorado State*	W	68-50	Salt Lake City
1/15	Wyoming*	W	67-49	Salt Lake City

1/20	Air Force*	W	97-47	Colo. Springs
1/22	New Mexico*	L	61-55	Albuquerque
1/29	Brigham Young*	W	61-53	Provo
2/3	UNLV*	W	63-55	Salt Lake City
2/5	San Diego State*	W	65-52	Salt Lake City
2/10	Wyoming*	W	82-79 (2OT)	Laramie
2/13	New Mexico*	L	70-63	Salt Lake City
2/19	Air Force*	W	74-45	Salt Lake City
2/24	Brigham Young*	W	68-58	Salt Lake City
2/26	Colorado State*	W	77-69	Fort Collins
3/3	San Diego State*	W	64-54	San Diego
3/5	UNLV*	W	61-55	Las Vegas
3/9	Air Force\$	W	63-42	Denver
3/11	Brigham Young\$	W	64-48	Denver
3/12	New Mexico\$	L	47-37	Denver
3/19	Iowa State&	W	73-61	Fresno
3/21	Stanford&	L	88-62	Fresno

***MWC Game**

%Rainbow Wahine Classic

\$MWC Tournament

&NCAA Tournament

2005-06

27-7 (12-4 MWC) | Head Coach: Elaine Elliott

Home: 12-2 | Away: 8-3 | Neutral: 7-2

11/19	Jacksonville State	W	83-46	Salt Lake City
11/23	Washington	L	63-56	Seattle
11/26	Arizona	W	66-63	Tucson
12/1	Oregon State	W	62-53	Salt Lake City
12/3	Loyola Marymount	W	63-47	Salt Lake City
12/7	Weber State	W	65-38	Salt Lake City
12/10	Gonzaga	W	81-54	Salt Lake City
12/17	NC State%	W	73-62	Las Vegas
12/18	Notre Dame%	L	68-55	Las Vegas
12/21	Eastern Michigan	W	72-67	Ypsilanti
12/30	Southern Utah	W	79-47	Salt Lake City
1/5	New Mexico*	L	59-42	Albuquerque
1/7	Brigham Young*	L	61-60	Salt Lake City
1/11	San Diego State*	W	76-39	San Diego
1/14	Colorado State*	W	76-54	Salt Lake City
1/18	Air Force*	W	90-45	Salt Lake City
1/21	UNLV*	W	59-51	Las Vegas
1/28	TCU*	L	69-56	Fort Worth
2/2	Wyoming	W	55-47	Salt Lake City
2/4	New Mexico*	W	75-62	Salt Lake City
2/8	Brigham Young*	W	70-52	Provo
2/11	San Diego State*	W	78-43	Salt Lake City
2/15	Colorado State*	W	80-56	Fort Collins
2/18	Air Force*	W	79-53	Colo. Springs
2/22	UNLV	W	75-64	Salt Lake City
3/2	TCU*	L	63-62	Salt Lake City
3/4	Wyoming*	W	69-67 (2OT)	Laramie
3/8	Air Force\$	W	67-47	Denver
3/10	UNLV\$	W	61-45	Denver
3/11	Brigham Young\$	W	84-60	Denver
3/18	Middle Tenn. State&	W	76-71	Tucson
3/20	Arizona State&	W	86-65	Tucson



Year-By-Year

3/25 Boston College& W 57-54 Albuquerque
 3/27 Maryland& L 75-65 (OT) Albuquerque

***MWC Game**
%Duel in the Desert
\$MWC Tournament
&NCAA Tournament

2006-07

19-14 (10-6 MWC) | Head Coach: Elaine Elliott

Home: 12-3 | Away: 6-8 | Neutral: 1-3

11/10 Gonzaga L 57-45 Spokane
 11/13 Fresno State L 61-55 Salt Lake City
 11/17 Utah Valley W 70-68 (20T) Orem
 11/24 Pittsburgh% L 59-51 Eugene
 11/25 Oregon% L 50-44 Eugene
 11/29 Weber State W 77-43 Ogden
 12/1 Long Beach State W 66-43 Salt Lake City
 12/4 Southern California W 70-66 Salt Lake City
 12/9 Arizona W 66-60 Salt Lake City
 12/16 Stanford L 74-47 Stanford
 12/18 Montana State W 66-63 Salt Lake City
 12/20 Northwestern W 80-69 Salt Lake City
 12/30 Georgetown L 60-57 Washington
 1/4 San Diego State* W 51-48 Salt Lake City
 1/7 New Mexico* W 49-48 Albuquerque
 1/11 Colorado State* W 73-57 Fort Collins,
 1/13 UNLV* W 49-37 Las Vegas
 1/18 TCU* W 72-61 Salt Lake City
 1/20 Air Force* W 80-59 Salt Lake City
 1/27 Brigham Young* W 64-54 Salt Lake City
 2/1 Wyoming* L 56-55 Laramie
 2/3 San Diego State* L 71-66 San Diego
 2/8 New Mexico* L 73-65 Salt Lake City
 2/10 Colorado State* W 64-49 Salt Lake City
 2/15 UNLV* W 70-55 Salt Lake City
 2/18 TCU* L 74-50 Fort Worth
 2/22 Air Force* W 60-52 Colo. Springs
 2/28 Brigham Young* L 59-55 Provo
 3/3 Wyoming* L 62-53 Salt Lake City
 3/7 TCU\$ W 68-67 Las Vegas
 3/9 Brigham Young\$ L 55-49 Las Vegas
 3/14 Montana& W 78-70 Salt Lake City
 3/19 Illinois& L 59-48 Champaign

***MWC Game**
%Duck Invitational
\$MWC Tournament
&WNIT

2007-08

27-5 (16-0 MWC) | Head Coach: Elaine Elliott

Home: 14-1 | Away: 11-1 | Neutral: 2-3

11/15 UC Irvine W 91-50 Salt Lake City
 11/18 Stanford L 81-77 (20T) Salt Lake City
 11/22 Marist% L 70-66 (OT) Oahu
 11/23 Akron% W 71-60 Oahu
 11/24 Nebraska% W 56-44 Oahu

11/28 South Dakota State W 67-59 Salt Lake City
 12/1 Fresno State W 82-58 Fresno
 12/3 Southern California L 62-45 Los Angeles
 12/8 Minnesota W 66-54 Minneapolis
 12/15 Utah State W 70-38 Salt Lake City
 12/19 Saint Mary's (Calif.) W 85-59 Salt Lake City
 12/21 Weber State W 71-45 Salt Lake City
 12/29 Long Beach State W 74-46 Long Beach
 1/5 Eastern Michigan W 70-56 Salt Lake City
 1/9 Air Force* W 60-50 Colo. Springs
 1/16 San Diego State* W 74-62 Salt Lake City
 1/19 Brigham Young* W 80-49 Provo
 1/23 New Mexico* W 60-57 Salt Lake City
 1/26 TCU* W 60-50 Fort Worth
 1/30 Wyoming* W 60-59 Laramie
 2/2 Colorado State* W 68-28 Salt Lake City
 2/6 UNLV* W 82-53 Las Vegas
 2/9 Air Force* W 71-52 Salt Lake City
 2/16 San Diego State* W 63-51 San Diego
 2/19 Brigham Young* W 82-45 Salt Lake City
 2/23 New Mexico* W 57-53 Albuquerque
 2/27 TCU* W 68-53 Salt Lake City
 3/2 Wyoming* W 67-53 Salt Lake City
 3/5 Colorado State* W 63-58 Fort Collins
 3/8 UNLV* W 82-46 Salt Lake City
 3/12 Colorado State\$ L 60-52 Las Vegas
 3/23 Purdue& L 66-59 W. Lafayette

***MWC Game**
%Oahu Classic
\$MWC Tournament
&NCAA Tournament

2008-09

23-10 (13-3 MWC) | Head Coach: Elaine Elliott

Home: 13-2 | Away: 7-5 | Neutral: 3-3

11/17 Jackson State W 77-49 Salt Lake City
 11/20 South Dakota State L 70-58 Brookings
 11/25 Louisville L 59-48 Salt Lake City
 11/28 Virginia^ L 65-57 Milwaukee
 11/29 Gonzaga^ L 60-55 Milwaukee
 11/30 Marquette^ W 79-76 Milwaukee
 12/9 Westminster W 69-49 Salt Lake City
 12/13 Santa Clara W 73-53 Salt Lake City
 12/19 Weber State L 65-63 Ogden
 12/20 Mississippi State L 63-51 Salt Lake City
 12/28 Oregon W 63-49 Eugene
 12/30 Southern California W 87-77 Salt Lake City
 1/2 Norfolk State W 79-40 Salt Lake City
 1/7 Wyoming* W 70-52 Laramie
 1/11 San Diego State* W 58-52 Salt Lake City
 1/14 Air Force* W 68-43 Salt Lake City
 1/17 Colorado State* W 74-48 Fort Collins
 1/24 UNLV* W 67-50 Salt Lake City
 1/28 Brigham Young* W 63-55 Provo
 2/1 New Mexico* W 53-50 Albuquerque
 2/4 TCU* W 73-63 Salt Lake City
 2/8 Wyoming* W 64-57 Salt Lake City

2/11 San Diego State* L 55-49 San Diego
 2/14 Air Force* W 57-32 Colo. Springs
 2/18 Colorado State* W 74-45 Salt Lake City
 2/25 UNLV* L 68-55 Las Vegas
 2/28 Brigham Young* W 59-54 Salt Lake City
 3/4 New Mexico* W 57-54 Salt Lake City
 3/7 TCU* L 53-47 Fort Worth
 3/13 New Mexico\$ W 56-55 Las Vegas
 3/14 San Diego State\$ W 63-58 Las Vegas
 3/22 Villanova& W 60-30 College Park
 3/24 Maryland& L 71-56 College Park

***MWC Game**
^WBCA Classic
\$MWC Tournament
&NCAA Tournament

2009-10

23-12 (10-6 MWC) | Head Coach: Elaine Elliott

Home: 14-3 | Away: 6-5 | Neutral: 3-3

11/13 Utah State L 58-67 Logan
 11/17 Minnesota W 60-59 Salt Lake City
 11/21 UCLA L 69-33 San Diego
 11/27 Stanford L 60-41 Stanford
 11/29 Santa Clara W 59-54 Santa Clara
 12/1 Weber State W 56-41 Salt Lake City
 12/2 Idaho State W 66-50 (OT) Salt Lake City
 12/6 Louisville L 60-55 Louisville
 12/12 Westminster W 68-35 Salt Lake City
 12/19 South Dakota State W 62-58 Salt Lake City
 12/22 Oregon W 89-86 (OT) Salt Lake City
 1/2 SMU W 72-58 Salt Lake City
 1/6 Utah Valley W 65-30 Salt Lake City
 1/9 TCU* L 62-41 Fort Worth
 1/12 New Mexico* W 46-40 Salt Lake City
 1/16 UNLV* L 49-54 Salt Lake City
 1/20 San Diego State* L 51-42 San Diego
 1/23 Air Force* W 67-47 Colo. Springs
 1/27 Wyoming* W 54-47 Salt Lake City
 1/30 Brigham Young* L 69-52 Salt Lake City
 2/3 Colorado State* W 68-65 Fort Collins
 2/10 TCU* L 105-96 (40T) Salt Lake City
 2/13 New Mexico* W 52-49 Salt Lake City
 2/17 UNLV* W 51-35 Las Vegas
 2/21 San Diego State* W 73-55 Salt Lake City
 2/24 Air Force* W 73-48 Salt Lake City
 2/28 Wyoming* W 52-48 Laramie
 3/3 Brigham Young* L 54-37 Provo
 3/6 Colorado State* W 64-52 Salt Lake City
 3/9 Air Force\$ W 63-40 Las Vegas
 3/10 New Mexico\$ W 51-45 (OT) Las Vegas
 3/12 TCU\$ W 69-57 Las Vegas
 3/13 San Diego State\$ L 70-60 (OT) Las Vegas
 3/21 Saint Mary's& W 66-53 Moraga
 3/23 California& L 64-54 Berkeley

***MWC Game**
\$MWC Tournament
&WNIT



Year-By-Year

2010-11

18-17 (7-9 MWC) | Head Coach: Anthony Levretts

Home: 7-9 | Away: 7-6 | Neutral: 4-2

11/12	SMU	W	44-43	Dallas
11/16	Weber State	W	62-56	Ogden
11/19	Stanford	L	62-53	Salt Lake City
11/25	Penn State^	L	70-58	Cancun
11/26	Hartford^	W	51-45	Cancun
11/27	Green Bay^	L	60-40	Cancun
12/1	Washington	L	58-55	Salt Lake City
12/4	Arkansas	L	65-54	Salt Lake City
12/6	Westminster	W	78-36	Salt Lake City
12/8	Idaho State	L	71-68 (OT)	Salt Lake City
12/11	Mississippi State	L	61-52	Starkville
12/20	Southern Oregon	W	91-36	Salt Lake City
12/22	New Mexico State	W	72-62	Las Cruces
1/1	Utah State	W	73-61	Salt Lake City
1/5	Air Force*	W	77-40	Salt Lake City
1/8	San Diego State*	W	70-67 (OT)	San Diego
1/12	Brigham Young*	L	68-50	Provo
1/15	Wyoming*	L	55-48	Salt Lake City
1/19	New Mexico*	W	56-53	Albuquerque
1/22	TCU*	L	56-46	Salt Lake City
1/29	Colorado State*	L	53-48	Fort Collins
2/1	UNLV*	W	71-52	Salt Lake City
2/5	Air Force*	W	55-40	Colo. Springs
2/9	San Diego State*	L	50-49	Salt Lake City
2/12	Brigham Young*	L	61-58	Salt Lake City
2/16	Wyoming*	L	59-50	Laramie
2/19	New Mexico*	W	61-58	Salt Lake City
2/22	TCU*	L	71-60	Fort Worth
3/2	Colorado State*	W	61-59	Salt Lake City
3/5	UNLV*	L	51-47	Las Vegas
3/8	UNLV\$	W	55-44	Las Vegas
3/9	Air Force\$	W	70-55	Las Vegas
3/11	Brigham Young\$	W	50-49	Las Vegas
3/12	TCU\$	W	52-47 (OT)	Las Vegas
3/19	Notre Dame&	L	67-54	Salt Lake City

*MWC Game

^Caribbean Challenge

\$MWC Tournament

&NCAA Tournament

2011-12

16-16 (8-10 Pac-12) | Head Coach: Anthony Levretts

Home: 12-4 | Away: 3-10 | Neutral: 1-2

11/13	Southern Utah	W	74-60	Salt Lake City
11/17	Michigan	L	55-50	Ann Arbor
11/20	Arkansas	L	57-56	Fayetteville
11/25	Detroit^	W	64-55	San Antonio
11/26	South Alabama^	L	61-53	San Antonio
12/1	Weber State	W	81-63	Salt Lake City
12/6	Idaho State	W	56-31	Salt Lake City
12/10	Brigham Young	L	63-58	Provo
12/17	Texas Southern	W	75-33	Salt Lake City
12/21	New Mexico State	W	74-37	Salt Lake City
12/28	Utah Valley	W	82-51	Salt Lake City

12/31	Colorado*	L	58-52	Salt Lake City
1/1	Washington State*	L	60-43	Pullman
1/7	Washington*	W	49-36 (OT)	Seattle
1/12	Stanford*	L	62-43	Salt Lake City
1/15	California*	L	63-56	Salt Lake City
1/19	Arizona*	W	65-60 (OT)	Tucson
1/21	Arizona State*	L	59-51	Tempe
1/26	UCLA*	L	65-60	Salt Lake City
1/28	Southern Calif.*	W	63-55	Salt Lake City
2/2	Oregon*	L	72-67	Eugene
2/4	Oregon State*	L	62-49	Corvallis
2/9	Arizona State*	W	50-46	Salt Lake City
2/11	Arizona*	W	73-67	Salt Lake City
2/18	Colorado*	W	61-56 (OT)	Boulder
2/23	California*	L	60-46	Berkeley
2/25	Stanford*	L	69-42	Stanford
3/1	Oregon State*	W	63-56 (OT)	Salt Lake City
3/3	Oregon*	W	65-47	Salt Lake City
3/7	Colorado\$	L	55-41	Los Angeles
3/15	Utah State&	W	69-58	Salt Lake City
3/18	Washington&	L	52-39	Seattle

*Pac-12 Game

^UTSA Thanksgiving Classic

\$Pac-12 Tournament

&WNIT

2012-13

23-14 (8-10 Pac-12) | Head Coach: Anthony Levretts

Home: 12-6 | Away: 11-7 | Neutral: 0-1

11/10	Denver	W	75-60	Denver
11/13	Southern Utah	W	79-61	Salt Lake City
11/16	Michigan	W	59-40	Salt Lake City
11/20	Northern Colorado	W	62-55	Salt Lake City
11/24	Weber State	W	73-47	Ogden
11/27	Utah State	W	92-64	Salt Lake City
12/1	Hawaii	W	62-61	Honolulu
12/8	Brigham Young	L	53-48	Salt Lake City
12/15	Houston Baptist	W	71-33	Salt Lake City
12/20	UC Irvine	W	58-42	Salt Lake City
12/29	North Dakota	L	62-56	Salt Lake City
1/4	California*	L	55-50	Salt Lake City
1/6	Stanford*	L	70-56	Salt Lake City
1/8	Colorado*	L	67-57	Boulder
1/13	Colorado*	L	56-43	Salt Lake City
1/18	Arizona*	L	62-58	Salt Lake City
1/20	Arizona State*	W	66-46	Salt Lake City
1/25	Stanford*	L	65-44	Stanford
1/27	California*	L	71-54	Berkeley
2/1	Southern Calif.*	W	63-60	Los Angeles
2/3	UCLA*	L	70-42	Los Angeles
2/8	Oregon*	W	67-47	Salt Lake City
2/10	Oregon State*	W	66-40	Salt Lake City
2/15	Arizona State*	W	54-46	Tempe
2/17	Arizona*	L	61-52	Tucson
2/22	Washington*	W	60-48	Salt Lake City
2/24	Washington State*	W	59-47	Salt Lake City
3/1	Oregon State*	L	54-46	Corvallis
3/3	Oregon*	W	70-52	Eugene

3/7	Arizona\$	W	66-48	Seattle
3/8	UCLAS	L	54-43	Seattle
3/20	Long Beach State&	W	56-49	Long Beach
3/25	San Diego&	W	61-50	Salt Lake City
3/28	Pacific&	W	60-55 (OT)	Stockton
3/30	Saint Mary's&	W	58-55	Moraga
4/3	Kansas State&	W	54-46	Manhattan
4/6	Drexel&	L	46-43	Philadelphia

*Pac-12 Game

\$Pac-12 Tournament

&WNIT

2013-14

12-19 (4-14 Pac-12) | Head Coach: Anthony Levretts

Home: 7-8 | Away: 5-8 | Neutral: 0-3

11/8	Denver	W	73-56	Salt Lake City
11/15	Nebraska	L	75-69	Salt Lake City
11/19	Utah State	L	77-61	Logan
11/26	UNLV	W	66-59	Las Vegas
11/29	Butler^	L	66-54	Las Vegas
11/30	Marquette^	L	72-65	Las Vegas
12/7	Nevada	W	61-57	Salt Lake City
12/11	Utah Valley	W	81-70	Salt Lake City
12/14	BYU	W	82-74 (2OT)	Provo
12/21	Samford	W	69-49	Salt Lake City
12/30	UC Santa Barbara	W	66-57	Salt Lake City
1/3	UCLA*	L	55-38	Los Angeles
1/5	USC*	L	55-47	Los Angeles
1/10	Stanford*	L	87-61	Salt Lake City
1/12	California*	L	68-59	Salt Lake City
1/17	Washington*	L	53-52	Seattle
1/19	Washington State*	W	59-57	Pullman
1/24	Arizona State*	L	65-62	Salt Lake City
1/26	Arizona*	W	60-57	Salt Lake City
1/29	Colorado*	W	58-55	Salt Lake City
2/2	Colorado*	L	61-45	Boulder
2/8	Oregon*	L	93-71	Eugene
2/10	Oregon State*	L	60-47	Corvallis
2/14	Washington State*	L	83-73	Salt Lake City
2/16	Washington*	L	67-66	Salt Lake City
2/21	Arizona*	W	52-47	Tucson
2/23	Arizona St.*	L	60-40	Tempe
2/27	USC*	L	67-57	Salt Lake City
3/2	UCLA*	L	62-52	Salt Lake City
3/6	Washington\$	W	65-53	Seattle
3/7	Oregon State\$	L	50-35	Seattle

*Pac-12 Game

\$Pac-12 Tournament

^Southpoint Thanksgiving Classic

2014-15

9-21 (3-15 Pac-12) | Head Coach: Anthony Levretts

Home: 9-7 | Away: 0-12 | Neutral: 0-2

11/14	San Jose State	W	100-87 (OT)	Salt Lake City
11/20	Creighton	L	64-56	Omaha
11/23	Nebraska	L	66-43	Lincoln
11/28	Ole Miss^	L	52-38	Reno
11/29	Portland^	L	58-50	Reno



Year-By-Year

12/3	Utah State	W	63-57	Salt Lake City
12/6	UNLV	W	62-49	Salt Lake City
12/10	Idaho State	W	59-40	Salt Lake City
12/13	BYU	L	60-56	Salt Lake City
12/20	Louisiana Tech	W	67-52	Salt Lake City
12/29	Charlotte	W	54-52	Salt Lake City
1/3	California*	L	67-49	Berkeley
1/5	Stanford*	L	55-45	Stanford
1/9	UCLA*	L	49-46	Salt Lake City
1/11	USC*	L	46-43	Salt Lake City
1/14	Colorado*	L	77-72	Boulder
1/18	Colorado*	L	73-54	Salt Lake City
1/23	Washington State*	L	63-54	Pullman
1/25	Washington*	L	63-51	Seattle
1/30	Arizona*	W	62-48	Salt Lake City
2/1	Arizona State*	L	58-48	Salt Lake City
2/6	USC*	L	73-54	Los Angeles
2/8	UCLA*	L	58-48	Los Angeles
2/13	Washington*	W	69-61	Salt Lake City
2/15	Washington State*	L	61-52	Salt Lake City
2/20	Oregon*	W	66-64	Salt Lake City
2/22	Oregon State*	L	52-42	Salt Lake City
2/27	Arizona State*	L	46-42	Tempe
3/1	Arizona*	L	64-41	Tucson
3/5	Washington	L	75-64	Seattle

*Pac-12 Game

\$Pac-12 Tournament

^Nugget Classic

2015-16

18-15 (8-10 Pac-12) | Head Coach: Lynne Roberts

Home: 12-5 | Away: 6-8 | Neutral: 0-2

11/13	South Dakota	W	66-59	Salt Lake City
11/17	Lamar	W	71-67	Salt Lake City
11/20	George Mason	W	74-62	Salt Lake City
11/26	Oklahoma^	L	70-55	Bahamas
11/27	Boston College^	L	75-52	Bahamas
12/3	CSUN	W	97-56	Salt Lake City
12/9	Creighton	W	74-58	Salt Lake City
12/12	BYU	L	73-59	Provo
12/19	Fresno State	W	78-63	Salt Lake City
12/22	Utah State	W	64-61	Logan
12/29	UC Davis	W	88-58	Salt Lake City
1/2	Washington State*	W	73-71	Salt Lake City
1/4	Washington*	W	88-83	Salt Lake City
1/8	Stanford*	L	75-52	Stanford
1/10	California*	W	84-79	Berkeley
1/15	Arizona*	W	60-55	Tucson
1/17	Arizona State*	L	80-60	Tempe
1/22	Oregon State*	L	62-53	Salt Lake City
1/24	Oregon*	L	77-65	Salt Lake City
1/29	USC*	L	70-59	Salt Lake City
1/31	UCLA*	L	69-63	Salt Lake City
2/4	Colorado*	W	71-55	Salt Lake City
2/7	Colorado*	W	76-68	Boulder
2/12	Oregon*	L	69-58	Eugene
2/14	Oregon State*	L	72-53	Corvallis

2/19	California*	W	72-66	Salt Lake City
2/21	Stanford*	L	72-54	Salt Lake City
2/25	Washington*	L	73-60	Seattle
2/27	Washington State*	W	75-69	Pullman
3/3	California\$	L	66-63 (OT)	Seattle
3/18	Montana+	W	95-61	Salt Lake City
3/21	Gonzaga+	W	92-77	Spokane
3/23	Oregon+	L	73-63	Eugene

*Pac-12 Game

\$Pac-12 Tournament

^Junkanoo Jam

+WNIT

2016-17

16-15 (5-13 Pac-12) | Head Coach: Lynne Roberts

Home: 9-8 | Away: 6-6 | Neutral: 1-1

11/12	Montana State	W	74-64	Salt Lake City
11/15	Fresno State	W	65-55	Fresno
11/19	Utah Valley	W	100-52	Salt Lake City
11/25	Charlotte^	W	81-68	Moraga
11/26	Saint Mary's^	W	63-62	Moraga
11/30	Southern Utah	W	69-43	Salt Lake City
12/3	Utah State	W	65-58	Salt Lake City
12/6	Nevada	W	80-50	Reno
12/10	BYU	W	77-60	Salt Lake City
12/17	Weber State	W	71-52	Salt Lake City
12/21	Northern Arizona	W	78-65	Salt Lake City
12/30	UCLA*	L	67-56	Los Angeles
1/1	USC*	W	58-53	Los Angeles
1/6	Arizona State*	L	66-44	Salt Lake City
1/8	Arizona*	L	81-70	Salt Lake City
1/13	Stanford*	L	77-58	Salt Lake City
1/15	California*	W	63-57	Salt Lake City
1/20	Oregon State*	L	70-44	Corvallis
1/22	Oregon*	L	84-66	Eugene
1/25	Colorado*	L	54-49	Boulder
1/28	Colorado*	W	58-53	Salt Lake City
2/3	Washington*	L	82-53	Salt Lake City
2/5	Washington State*	L	61-55	Salt Lake City
2/10	California*	W	73-64	Berkeley
2/12	Stanford*	L	87-51	Stanford
2/17	Oregon*	L	73-61	Salt Lake City
2/19	Oregon State*	L	63-49	Salt Lake City
2/23	Washington State*	W	74-57	Pullman
2/25	Washington*	L	77-84	Seattle
3/2	Arizona State\$	L	72-54	Seattle
3/17	UC Davis+	L	72-62	Salt Lake City

^Hilton Concord Classic

*Pac-12 Game

\$Pac-12 Tournament

+WNIT

2017-18

18-14 (8-10 Pac-12) | Head Coach: Lynne Roberts

Home: 11-6 | Away: 7-8 | Neutral: 0-0

11/10	Nevada	W	87-61	Salt Lake City
11/13	Alabama	L	65-60	Tuscaloosa
11/17	Weber State	W	85-58	Ogden

11/20	Purdue	W	81-68	Salt Lake City
11/24	Incarnate Word	W	90-31	Salt Lake City
11/27	UT Arlington	W	71-41	Salt Lake City
12/2	Saint Mary's (Calif.)	W	74-63	Salt Lake City
12/5	Pepperdine	W	89-65	Salt Lake City
12/9	BYU	L	77-68	Provo
12/18	Utah State	W	79-44	Logan
12/21	Oral Roberts	W	71-50	Salt Lake City
12/29	Arizona*	W	89-55	Salt Lake City
12/31	Arizona State*	L	83-81	Salt Lake City
1/5	Washington*	W	74-65	Seattle
1/7	Washington State*	W	81-79	Pullman
1/12	UCLA*	L	81-74	Salt Lake City
1/14	USC*	L	58-47	Salt Lake City
1/19	Arizona State*	W	58-56	Tempe
1/21	Arizona*	W	80-56	Tucson
1/26	Oregon State*	L	69-58	Salt Lake City
1/28	Oregon*	L	84-68	Salt Lake City
2/1	Colorado*	L	69-65	Salt Lake City
2/4	Colorado*	W	78-74	Boulder
2/9	Stanford*	L	70-49	Stanford
2/11	California*	L	84-73	Berkeley
2/16	Washington State*	W	54-50	Salt Lake City
2/18	Washington*	W	81-46	Salt Lake City
2/22	USC*	L	53-52 (OT)	Los Angeles
2/24	UCLA*	L	78-71 (OT)	Los Angeles
3/1	Colorado\$	L	66-56	Seattle
3/15	UNLV+	W	78-68	Salt Lake City
3/18	Kansas State+	L	74-57	Manhattan

*Pac-12 Game

\$Pac-12 Tournament

+WNIT

2018-19

20-10 (9-9 Pac-12) | Head Coach: Lynne Roberts

Home: 13-3 | Away: 5-6 | Neutral: 2-1

11/7	Nevada	W	74-52	Reno
11/13	Alabama	W	72-62	Salt Lake City
11/16	Long Beach State	W	82-59	Salt Lake City
11/19	Idaho State	W	74-60	Salt Lake City
11/21	Eastern Wash.	W	95-51	Cheney
11/26	Seattle U	W	89-62	Salt Lake City
12/1	Utah Valley	W	85-47	Salt Lake City
12/8	BYU	W	78-67	Salt Lake City
12/15	Weber State	W	77-56	Salt Lake City
12/20	Florida%	W	74-58	Las Vegas
12/21	Hawaii%	W	73-48	Las Vegas
12/30	Colorado*	W	76-61	Boulder
1/4	Arizona State*	L	65-63	Salt Lake City
1/6	Arizona*	W	80-64	Salt Lake City
1/11	Washington State*	W	72-68	Pullman
1/13	Washington*	W	58-53	Seattle
1/18	Colorado*	W	78-59	Salt Lake City
1/25	California*	W	87-74	Salt Lake City
1/27	Stanford*	W	75-68	Salt Lake City
2/1	Oregon*	L	87-65	Eugene

Year-By-Year

2/3	Oregon State*	L	71-63	Corvallis
2/8	USC*	L	84-80	Salt Lake City
2/10	UCLA*	L	100-90	Salt Lake City
2/15	Arizona*	L	66-55	Tucson
2/17	Arizona State*	L	60-58	Tempe
2/22	Washington*	W	88-56	Salt Lake City
2/24	Washington State*	W	75-67	Salt Lake City
3/1	UCLA*	L	76-60	Los Angeles
3/3	USC	L	83-77 (OT)	Los Angeles
3/7	Washington\$	L	64-54	Las Vegas

***Pac-12 Game**

\$Pac-12 Tournament

%Duel in the Desert

2019-20

14-17 (6-12 Pac-12) | Head Coach: Lynne Roberts

Home: 6-9 | Away: 5-7 | Neutral: 3-1

11/5	at Cincinnati	L	68-62	Cincinnati
11/7	at Xavier	L	70-63	Cincinnati
11/16	South Dakota	L	84-81 (OT)	Salt Lake City
11/18	Eastern Wash.	W	87-49	Salt Lake City
11/22	Texas Southern%	W	61-52	Honolulu
11/24	UTSA%	W	91-45	Honolulu
11/29	at BYU	W	77-73 (OT)	Provo
12/5	Oral Roberts	W	78-58	Salt Lake City
12/14	Nevada	W	68-62	Salt Lake City
12/16	Providence	L	67-60	Salt Lake City
12/20	Weber State	W	75-46	Salt Lake City
12/29	Colorado*	L	80-70	Salt Lake City
1/3	at Oregon State*	L	77-48	Corvallis
1/5	at Oregon*	L	88-51	Eugene
1/10	UCLA*	L	84-54	Salt Lake City
1/12	USC*	W	67-65	Salt Lake City
1/17	at Colorado*	W	84-69	Boulder
1/24	at California*	W	71-62	Berkeley
1/26	at Stanford*	L	82-49	Stanford
1/30	Oregon*	L	90-63	Salt Lake City
2/1	Oregon State*	L	77-65	Salt Lake City
2/7	at Washington*	W	74-65	Seattle
2/9	at Washington St.*	W	78-66	Pullman
2/14	Stanford*	L	97-64	Salt Lake City
2/16	California*	L	88-74	Salt Lake City
2/21	Arizona*	L	85-69	Salt Lake City
2/23	Arizona State*	W	75-71	Salt Lake City
2/28	at USC*	L	69-66	Los Angeles
3/1	at UCLA*	L	77-54	Los Angeles
3/5	vs. Washington\$	W	72-63	Las Vegas
3/6	vs. Oregon\$	L	79-59	Las Vegas

***Pac-12 Game**

\$Pac-12 Tournament

%Bank of Hawaii Tournament

2020-21

5-16 (4-16 Pac-12) | Head Coach: Lynne Roberts

Home: 2-7 | Away: 3-8 | Neutral: 0-1

12/6	at Oregon*	L	85-43	Eugene
12/8	at Oregon State*	W	85-79	Corvallis
12/11	Montana State	W	73-63	Salt Lake City
12/14	at Colorado*	L	80-50	Boulder
12/18	Arizona State*	L	56-48	Salt Lake City
12/20	Arizona*	L	77-60	Salt Lake City
1/1	Washington State*	L	79-74	Salt Lake City
1/3	Washington*	W	84-63	Salt Lake City
1/8	at USC*	L	60-59	Los Angeles
1/10	at UCLA*	L	92-67	Los Angeles
1/15	Stanford*	L	82-54	Salt Lake City
1/17	California*	--	Canceled	
1/22	at Arizona*	L	66-54	Tucson
1/24	at Arizona State*	W	65-51	Tempe
1/29	Oregon*	--	Canceled	
1/31	Oregon State*	L	84-74	Salt Lake City
2/5	at California*	W	62-51	Berkeley
2/7	at Stanford*	L	83-41	Stanford
2/12	UCLA*	L	69-58	Salt Lake City
2/14	USC*	L	66-49	Salt Lake City
2/19	at Washington*	L	78-61	Seattle
2/21	at Washington St.*	L	68-55	Pullman
2/28	Colorado*	--	Canceled	
3/3	vs. Washington St.\$	L	57-48	Salt Lake City

***Pac-12 Game**

\$Pac-12 Tournament

2021-22

21-12 (8-7 Pac-12) | Head Coach: Lynne Roberts

Home: 11-4 | Away: 5-6 | Neutral: 5-2

11/10	Lipscomb	W	105-56	Salt Lake City
11/13	Xavier	W	106-71	Salt Lake City
11/16	Saint Mary's (Calif.)	W	92-50	Salt Lake City
11/19	Cincinnati	W	78-45	Salt Lake City
11/26	vs. Gonzaga#	L	89-71	Honolulu
11/27	at Hawaii#	W	73-57	Honolulu
11/28	vs. Eastern Illinois#	W	93-77	Honolulu
12/4	BYU	L	85-80	Salt Lake City
12/10	Cal State Fullerton	W	100-45	Salt Lake City
12/18	Utah Valley	W	65-57	Salt Lake City
12/21	at Oklahoma	L	83-76	Norman
1/2	at Oregon State*	--	Canceled	
1/7	UCLA*	--	Canceled	
1/13	California*	--	Canceled	
1/14	UC Riverside	W	89-48	Salt Lake City
1/16	Stanford*	L	83-73	Salt Lake City
1/21	at Arizona*	L	76-64	Tucson
1/23	at Arizona State*	W	72-63	Tempe
1/26	at Oregon*	L	70-66	Eugene
1/28	Colorado*	L	66-62 (ot)	Salt Lake City
1/30	at Colorado*	W	78-67	Boulder
2/4	Washington*	W	71-66	Salt Lake City
2/6	Washington State*	W	72-66	Salt Lake City
2/9	USC*	W	91-69	Salt Lake City
2/11	at Stanford*	L	91-64	Stanford
2/13	at California*	W	80-75 (ot)	Berkeley

2/18	at USC*	L	83-62	Los Angeles
2/20	at UCLA*	W	75-70	Los Angeles
2/24	Oregon State*	W	70-58	Salt Lake City
2/26	Oregon*	L	73-65	Salt Lake City
3/2	California\$	W	66-60	Las Vegas
3/3	Washington State\$	W	70-59	Las Vegas
3/4	Oregon\$	W	80-73	Las Vegas
3/6	Stanford\$	L	73-48	Las Vegas
3/18	Arkansas&	W	92-69	Austin
3/20	Texas&	L	78-56	Austin

#Rainbow Wahine Showdown

***Pac-12 Game**

\$Pac-12 Tournament

&NCAA Tournament

2022-23

27-5 (15-3 Pac-12) | Head Coach: Lynne Roberts

Home: 16-0 | Away: 9-3 | Neutral: 2-2

11/7	Idaho	W	88-63	Salt Lake City
11/11	Utah Valley	W	97-27	Salt Lake City
11/13	Southeastern Louisiana	W	99-62	Salt Lake City
11/16	Oklahoma	W	124-78	Salt Lake City
11/21	Alabama &	W	93-86	Nassau, Bahamas
11/23	Ole Miss &	W	69-67	Nassau, Bahamas
12/1	Miss. Valley State	W	109-42	Itta Bena
12/10	Brigham Young	W	76-59	Provo
12/14	Colorado *	W	85-58	Salt Lake City
12/17	UC Riverside	W	92-45	Salt Lake City
12/20	at Weber State	W	88-52	Ogden
12/22	Southern Utah	W	90-56	Salt Lake City
12/30	at Washington State*	W	71-66	Pullman
1/1	at Washington*	W	61-53	Seattle
1/6	at Colorado*	L	67-77	Boulder
1/13	Arizona State*	W	Forfeit	
1/15	Arizona*	W	80-79	Salt Lake City
1/20	at Stanford*	L	62-74	Stanford
1/22	at California*	W	87-62	Berkeley
1/27	USC*	W	83-73	Salt Lake City
1/29	UCLA*	W	71-69	Salt Lake City
2/3	Oregon State*	W	75-73	Corvallis
2/5	Oregon*	W	100-92	Eugene
2/10	Washington*	W	92-69	Salt Lake City
2/12	Washington State*	W	73-59	Salt Lake City
2/17	at Arizona*	L	72-82	Tucson
2/19	at Arizona State*	W	74-69	Tempe
2/23	California*	W	101-76	Salt Lake City
2/25	Stanford*	W	84-78	Salt Lake City
3/2	Washington State+	L	58-66	Las Vegas
3/17	Gardner-Webb^	W	103-77	Salt Lake City
3/19	Princeton ^	W	63-65	Salt Lake City
3/24	LSU ^^	L	66-63	Greenville

& Baha Mar Hops Pink Flamingo Championship

*** Pac-12 Game**

+ Pac-12 Tournament

^ NCAA Tournament

^^ NCAA Tournament Sweet 16

Year-By-Year

2023-24

23-11 (11-7 Pac-12) | Head Coach: Lynne Roberts

Home: 12-3 | Away: 8-6 | Neutral: 3-2

11/6	Mississippi Valley St.	W	125-38	Salt Lake City
11/9	South Carolina St.	W	104-45	Salt Lake City
11/14	Baylor	L	84-77	Waco
11/18	Alaska Anchorage#	W	101-57	Anchorage
11/19	Eastern Kentucky #	W	117-72	Anchorage
11/24	Merrimack	W	98-34	Salt Lake City
11/28	Carroll College	W	100-44	Salt Lake City
12/2	Saint Joseph's	W	74-48	Philadelphia
12/7	South Carolina&	L	78-69	Uncasville
12/10	Southern Utah	W	96-60	Cedar City
12/21	Weber State	W	89-36	Salt Lake City
12/30	Colorado	L	76-65	Boulder
1/5	Arizona State	W	58-41	Tempe
1/7	Arizona	L	71-70 (OT)	Tuscon
1/12	Stanford	L	66-64	Salt Lake City
1/14	California	W	93-56	Salt Lake City
1/19	Southern California	W	78-58	Salt Lake City
1/22	UCLA	W	91-84 (OT)	Salt Lake City
1/26	Oregon	W	58-48	Eugene
1/28	Oregon State	L	91-66	Corvallis
2/2	Washington	W	83-65	Seattle
2/4	Washington State	W	73-61	Pullman
2/9	Oregon State	L	58-44	Salt Lake City
2/11	Oregon	W	70-48	Salt Lake City
2/16	Colorado	W	77-76	Salt Lake City
2/22	UCLA	L	82-52	Los Angeles
2/25	USC	W	74-68	Los Angeles
2/29	Washington State	W	82-67	Salt Lake City
3/2	Washington	L	67-42	Salt Lake City
3/6	Arizona State%	W	71-60	Las Vegas
3/7	UCLA%	L	67-54	Las Vegas
3/23	South Dakota State^	W	68-54	Spokane
3/25	Gonzaga^	L	77-66	Spokane

#Great Alaska Shootout

&Basketball Hall of Fame Showcase

%Pac-12 Tournament

^ NCAA Tournament

