



# UTAH FOOTBALL

28 CONFERENCE CHAMPIONSHIPS - 711 WINS - BACK-TO-BACK PAC-12 TITLES - 25 BOWL APPEARANCES - 76 CONSECUTIVE SELLOUTS AT RICE-ECCLES STADIUM

## UTAH SCHEDULE (0-0, 0-0 PAC-12)

8/31	Florida	6 p.m.	ESPN
9/9	at Baylor	10 a.m.	ESPN
9/16	Weber State	12 p.m.	Pac-12
9/23	UCLA*	TBD	TBD
9/29	at Oregon State*	7 p.m.	FS1
10/14	California*	TBD	TBD
10/21	at USC*	TBD	TBD
10/28	Oregon*	TBD	TBD
11/4	Arizona State*	TBD	TBD
11/11	at Washington*	TBD	TBD
11/18	at Arizona*	TBD	TBD
11/25	Colorado*	TBD	TBD

All Times MT | \*Pac-12 Regular Season | \*\*Pac-12 Championship

## FLORIDA SCHEDULE (0-0, 0-0 SEC)

8/31	at #14 Utah	6 p.m.	ESPN
9/9	McNeese	5:30 p.m.	ESPNU
9/16	Tennessee*	5 p.m.	ESPN
9/23	Charlotte	5 p.m.	SEC+
9/30	at Kentucky*	TBD	TBD
10/7	Vanderbilt*	TBD	TBD
10/14	at South Carolina*	TBD	TBD
10/28	Georgia*	1:30 p.m.	CBS
11/4	Arkansas*	TBD	TBD
11/11	at LSU*	TBD	TBD
11/18	at Missouri*	TBD	TBD
11/25	Florida State	TBD	TBD

All Times MT | \*SEC Regular Season

## SERIES HISTORY

Series History.....	Florida leads 2-0
In Salt Lake City.....	--
In Gainesville.....	Florida leads 2-0
Neutral.....	--
First Meeting (1977).....	Florida 38, Utah 29
Last Meeting (2022).....	Florida 29, Utah 26
Last Utah Win.....	--
Last Florida Win (2022).....	Florida 29, Utah 26

## ATHLETICS COMMUNICATIONS

**Jordie Lindley**.....Assistant AD for Communications  
 Email:.....jlindley@huntsman.utah.edu  
 Cell:.....801-647-8174

**Ryan Gallant**.....Associate Director for Communications  
 Email:.....rgallant@huntsman.utah.edu  
 Cell:.....801-554-8545

## TABLE OF CONTENTS

Coach Whittingham.....	3	Last Time.....	26-27
Depth Chart.....	4	Best of Whitt Era.....	28-29
Roster.....	5-6	2022 Stats.....	30-36
Notes/Player Pages.....	7-25	In the Polls.....	37-40

## GAME 1 | AUG. 31, 2023 | 6 P.M. MT | SALT LAKE CITY, UTAH | RICE-ECCLES STADIUM (51,444)

**Time**.....6 p.m. MT  
**TV**.....ESPN  
 Chris Fowler, Kirk Herbstreit, Holly Rowe  
**Local Radio**.....ESPN 700  
 Bill Riley, Scott Mitchell, Stevenson Sylvester  
**National Radio**.....Sirius XM (Ch. 137 or 197)  
**Live Stats**.....UtahUtes.com



#14 UTAH UTES

0-0, 0-0 PAC-12

Head Coach: Kyle Whittingham

Record at Utah: 154-74 (19th Yr)

VS

FLORIDA GATORS

0-0, 0-0 SEC

Head Coach: Billy Napier

Record at Florida: 6-7 (2nd Year)

## THE GAME

The No. 14 University of Utah Football team will take on the Florida Gators under the lights on Thursday, Aug. 31, opening the season at Rice-Eccles Stadium. The game is set for a 6 p.m. MT kick on ESPN.

## FOLLOW ALONG

Fans can get behind the scenes views and live updates throughout the 2023 season on social media and online at [www.UtahUtes.com](http://www.UtahUtes.com). The Utes are active on Twitter (@Utah\_Football), Instagram (@UtahFootball), Threads (@UtahFootball), Facebook (Search Utah Football) and Tik Tok (@Utah\_Football).

## HOME SWEET HOME

Utah is 112-36 (.756) in Rice-Eccles Stadium (1998-present) and is 84-25 in RES during the Kyle Whittingham era.

- The Utes have five undefeated home seasons under Whittingham (2022, 6-0; 2021, 6-0; 2019, 7-0; 2009, 6-0; 2008, 6-0) with the Utes winning 25 of its last 26 home games, including a streak of 14 in a row (Dec. 5, 2020-present).
- It is the second-longest streak in the Whittingham era with the longest streak taking place Sept. 15, 2007 to Oct. 23, 2010 (21 games).
- Utah has sold out Rice-Eccles Stadium in 76 consecutive games, dating back to the 2010 season opener.

## THE NUMBERS

- Head Coach Kyle Whittingham is set to coach in his 355th overall game at Utah and his 229th as head coach on Thursday.
- Utah is 77-51-1 all-time in season openers with just three season-opening losses in the last 16 seasons.
- The Utes have opened the year at home 13 times in the Whittingham era and are 12-1 in those games.
- Thursday's game will be the 149th played inside Rice-Eccles Stadium.

## NEED TO KNOWS

- Utah enters the season ranked No. 14 in the preseason AP and Coaches Poll, the fifth straight year the Utes have started the season ranked.
- Head coach Kyle Whittingham (19th year) is the longest-tenured coach in the Pac-12 and the second-longest tenured coach at the same school in the FBS.
- The Utes have posted a winning record in nine straight seasons, dating back to 2014. Utah has finished with a winning season in 16 of Whittingham 18 years as head coach.
- Utah became the third team in Pac-12 Conference history to win back-to-back Pac-12 Championship games (2021, 2022).
- The Utes landed a league-high six student-athletes on the preseason All-Pac-12 team (Keaton Bills, OL; Cole Bishop, S; Brant Kuithe, TE; Sataoa Laumea, OL; Karene Reid, LB; Junior Tafuna, DT).

## PAC-12 STANDINGS (PRESEASON POLL)

Team	Pac-12	Overall
USC	0-0	0-0
Washington	0-0	0-0
Utah	0-0	0-0
Oregon	0-0	0-0
Oregon State	0-0	0-0
UCLA	0-0	0-0
Washington St.	0-0	0-0
Arizona	0-0	0-0
California	0-0	0-0
Arizona State	0-0	0-0
Colorado	0-0	0-0
Stanford	0-0	0-0



## ALL-TIME SERIES vs. FLORIDA

1977	L, 38-29	A
2022	L, 29-26	A



## MEDIA AVAILABILITY (AUG. 28 - SEPT. 2)

MONDAY	TUESDAY	WEDNESDAY	THURSDAY	FRIDAY	SATURDAY
11 a.m.: Kyle Whittingham Press Conference  Post-Practice: Select Players, No assistant coaches	No Availability	No Availability	<b>GAME DAY!</b> vs. <b>FLORIDA</b> TV: ESPN TIME: 6 p.m. MT	No Availability	No Availability

## QUICK FACTS

Location .....	Salt Lake City, Utah
Founded.....	1850
Enrollment.....	34,462
President.....	Taylor R. Randall
Director of Athletics.....	Mark Harlan
Conference.....	Pac-12
Nickname.....	Utes
Mascot.....	Swoop
Colors.....	Red & White
Stadium.....	Rice-Eccles Stadium (51,144)
Website.....	UtahUtes.com

## TEAM INFORMATION

2022 Record.....	10-4
2022 Pac-12 Record.....	7-2
Offense.....	Spread
Defense.....	4-2
Lettermen Returning.....	60
Lettermen Lost.....	27
Total Starters Returning.....	20 (8 O, 10 D, 2 Spec.)
Total Starters Lost.....	9 (3 O, 5 D, 1 Spec.)

## HISTORY

First Year of Football.....	1892
All-Time Record.....	711-477-31 (.596)
Home.....	430-193-16 (.685)
Rice-Eccles Stadium (1998-present).....	112-36 (.756)
Road.....	256-261-12 (.495)
Neutral.....	25-23-3 (.519)
Conference.....	440-256-19 (.629)
Pac-12 Conference.....	60-44 (.576)
Bowl Games.....	17-8 (.680)
Homecoming.....	63-34 (.649)
Conference Championships.....	28
Pac-12 Championships.....	2 (2022, 2021)
Pac-12 South Titles.....	4 (2021, 2019, 2018, 2015)

## COACHING STAFF..... POSITION (Game Day Location)

Kyle Whittingham .....	Head Coach (Field)
Morgan Scalley.....	Defensive Coordinator/Safeties (Field)
Andy Ludwig.....	Offensive Coordinator/Quarterbacks (Booth)
Jim Harding.....	Assistant Head Coach/Offensive Line (Field)
Sharrieff Shah.....	Cornerbacks/ST Coordinator (Field)
Alvis Whitted.....	Wide Receivers (Field)
Freddie Whittingham.....	Tight Ends/Recruiting Coordinator (Field)
Quinton Ganther.....	Running Backs (Field)
Lewis Powell.....	Defensive Ends (Field)
Luther Elliss.....	Defensive Tackles (Field)
Colton Swan.....	Linebackers (Field)

## NCAA/CONFERENCE STATISTICAL COMPARISONS (FINAL 2022 SEASON RANKINGS)

Category	FBS Rank	UTAH		Value	FLORIDA		Value
		Pac-12			FBS Rank	SEC	
3rd Down Conversion %	5	3		51.1%	50	7	40.5%
3rd Down Conversion % Defense	14	1		31.5%	128	14	49.7%
4th Down Conversion %	20	3		62.1%	90	12	44.1%
4th Down Conversion % Defense	12	2		36.7%	32	6	43.5%
Fewest Penalties	23	2		63	104	8	89
Fewest Penalty Yards Per Game	16	1		40.21	52	5	50.08
First Downs Defense	17	1		221	115	13	296
First Downs Offense	2	1		365	72	8	260
Kickoff Return Defense	83	7		21.31	85	8	21.38
Kickoff Returns	65	6		20.0	34	4	21.70
Net Punting	77	7		37.9	4	1	43.39
Passing Offense	49	10		249.2	76	9	223.8
Passing Yards Allowed	60	2		222.6	83	11	235.8
Punt Return Defense	2	1		1.0	79	8	8.0
Punt Returns	66	6		7.55	59	9	8.12
Red Zone Defense	103	10		88.4%	71	9	83.9%
Red Zone Offense	68	8		83.6%	118	14	75.0%
Rushing Defense	17	2		111.4	99	12	175.2
Rushing Offense	11	2		217.6	24	5	200.2
Scoring Defense	26	2		21.4	86	10	28.8
Scoring Offense	11	5		38.6	56	9	29.5
Team Passing Efficiency	28	5		148.74	69	10	132.47
Team Passing Efficiency Defense	83	5		134.83	86	12	135.24
Team Sacks	13	1		2.93	97	10	1.77
Team Tackles For Loss	41	1		6.4	79	9	5.4
Time of Possession	6	1		33:40	81	10	29:03
Total Defense	26	2		334.1	96	12	411.0
Total Offense	17	5		466.9	36	7	424.1
Turnover Margin	31	4		0.43	12	2	0.77
Turnovers Gained	14	2		24	14	1	24

## MEDIA NOTES

- Practices are closed to media and public.
- Kyle Whittingham will hold his weekly press conference on Monday at 11 a.m. in the press room located in the Spence and Cleone Eccles Football Center.
- Interviews will be conducted after practices on Mondays and Tuesdays for regular weeks with Saturday games.
- Media may not directly contact student-athletes, their families, coaches, staff, administration or other associated Athletics personnel, including team physicians, directly. Please work with the Athletics Communications staff for all Utah Athletics-related media inquiries.
- CollegePressBox.com is the official media website for Division I football. Access and download weekly game notes, quotes, statistics, media guides, headshots, logos and more for each conference and its member schools.

**HEAD COACH KYLE WHITTINGHAM****Record at Utah:** 154-74 (19th year)**Career Record:** Same**Bowl Win %:** 69% (11-5)**Overall Year at Utah:** 30th (1994-2004, Asst; 2005-present HC)**Total Wins at Utah (Asst. & HC):** 239 (most in school history)**Alma Mater:** BYU (1984, bachelor's; 1987 master's)

Kyle Whittingham, the longest-tenured coach in the Pac-12 Conference and the second-longest tenured head coach at the same school in the NCAA FBS, is in his 19th season at the helm at Utah in 2023, where he boasts a 154-74 record as the all-time wins leader.

- Including 11 seasons as a Ute assistant coach, he has contributed to more victories (239) than any coach in program history.
- He has coached in 354 games at Utah and 228 as the head coach.
- His 154 career wins, which passed Ike Armstrong (141-55-15 in 211 games from 1925-49) for the all-time wins number, ranks third among active FBS coaches at the same school and in the top-15 among active FBS coaches overall (most in the Pac-12).
- Utah has finished with a winning record in 16 of his 18 years as head coach, including in nine straight.

Whittingham has led the Utes to back-to-back Pac-12 titles (2021, 2022) with the Utes also winning at least a share of the Pac-12 South four times (2015 – shared, 2018, 2019, 2021) before divisions were dissolved in 2022.

- He has won three National Coach of the Year recognitions – two in 2008 and one in 2019. He was the AFCA Coach of the Year and Bear Bryant Award winner in 2008, and the Dodd Trophy Coach of the Year in 2019.
- In 2019 he won AFCA Regional Coach of the Year and was a finalist for the AFCA Coach of the Year and Bear Bryant Award.
- He has also won Pac-12 Coach of the Year twice in the last five seasons (2019, 2021).
- In 2021, Whittingham was a finalist for the Bear Bryant Award and the Eddie Robinson Coach of the Year award.

The Utes appeared in every weekly CFP top-25 for the first three years of the system (2014-16) and have tied for the seventh-most appearances of any school with 42 total.

- Utah has finished in the CFP top-25 in seven seasons: No. 22 in 2014 and 2015, No. 19 in 2016, No. 17 in 2018, No. 11 in 2019, No. 11 in 2021 and its highest-ever ranking at No. 8 in 2022.
- The Utes have also made the final AP top-25 seven times and the final Coaches' poll eight times under Whittingham.
- Whittingham's teams have also performed well against AP top-25 teams, recording 21 wins against ranked opponents, including top-10 victories over No. 4 Alabama (2009), No. 5 Stanford (2013), No. 8 UCLA (2014), No. 4 Oregon (2021, regular season), again when the Ducks were ranked No. 10 in the Pac-12 Championship game, vs. No. 7 USC (2022, regular season) and again against the Trojans when they were ranked No. 4 in the 2022 Pac-12 Championship game.

**WHITTINGHAM'S YEAR-BY-YEAR RECORD**

Year	School	Overall	P12	Bowl	Year	School	Overall	P12	Bowl
2004*	Utah	1-0	--	Fiesta/W	2014	Utah	9-4	5-4	Las Vegas/W
2005	Utah	7-5	--	Emerald/W	2015	Utah	10-3	6-3	Las Vegas/W
2006	Utah	8-5	--	Armed Forces/W	2016	Utah	9-4	5-4	Foster Farms/W
2007	Utah	9-4	--	Poinsettia/W	2017	Utah	7-6	3-6	Heart of Dallas/W
2008	Utah	13-0	--	Sugar/W	2018	Utah	9-5	6-3	Holiday/L
2009	Utah	10-3	--	Poinsettia/W	2019	Utah	11-3	8-1	Alamo/L
2010	Utah	10-3	--	Las Vegas/L	2020	Utah	3-2	3-2	--
2011	Utah	8-5	4-5	Sun/W	2021	Utah	10-4	8-1	Rose Bowl/L
2012	Utah	5-7	3-6	--	2022	Utah	10-4	7-2	Rose Bowl/L
2013	Utah	5-7	2-7	--	2023	Utah	0-0	0-0	--

\*Co-Head Coach in the 2005 Fiesta Bowl

**WHITTINGHAM'S RECORD vs. OPPONENTS**

Air Force.....	5-1	Indiana.....	1-0	Notre Dame.....	0-1	UCLA.....	8-5
Alabama.....	1-0	Iowa State.....	1-0	Ohio State.....	0-1	UNLV.....	5-1
Arizona.....	8-4	Louisville.....	2-0	Oregon.....	4-7	USC.....	6-7
Arizona State.....	5-6	Michigan.....	3-0	Oregon State.....	8-4	Utah State.....	7-1
Boise State.....	0-2	Montana State.....	1-0	Penn State.....	0-1	Washington.....	2-7
BYU.....	11-4	Navy.....	1-0	Pittsburgh.....	3-0	Washington State.....	6-4
California.....	4-2	New Mexico.....	4-2	San Diego State.....	6-2	Weber State.....	4-0
Colorado.....	10-2	North Carolina.....	0-1	San Jose State.....	4-0	West Virginia.....	1-0
Colorado State.....	6-1	North Dakota.....	1-0	Southern Utah.....	2-0	Wyoming.....	5-1
Florida.....	0-1	Northern Arizona.....	1-0	Stanford.....	5-1	<b>Totals.....</b>	<b>154-74</b>
Fresno State.....	2-0	Northern Colorado.....	1-0	Texas.....	0-1		
Georgia Tech.....	2-0	Northern Illinois.....	2-0	TCU.....	3-3		
Idaho State.....	2-0	Northwestern.....	0-1	Tulsa.....	1-0		

## 2023 DEPTH CHART

OFFENSE			DEFENSE			SPECIAL TEAMS		
<b>LEFT TACKLE</b>			<b>LEFT END</b>			<b>KICKER</b>		
55	Spencer Fano (6-5, 300, Fr.)	0 0	81	Connor O'Toole (6-4, 251, Jr.)	28 5	36	Cole Becker (6-3, 232, Jr.)*	24 0
73	Tanoa Togiai (6-6, 316, So.)	13 0	0	Logan Fano (6-4, 246, Fr.)	0 0	97	Joey Cheek (5-11, 202, R-Fr.)	0 0
<b>LEFT GUARD</b>			<b>LEFT TACKLE</b>			<b>PUNTER</b>		
51	Keaton Bills (6-4, 316, Jr.)	33 25	58	Junior Tafuna (6-3, 310, Jr.)	27 25	34	Jack Bouwmeester (6-2, 202, So.)	14 0
79	Alex Harrison (6-4, 307, Jr.)	2 0	77	Simote Pepa (6-3, 330, So.)	18 1	36	Cole Becker (6-3, 232, Jr.)*	24 0
<b>CENTER</b>			<b>RIGHT TACKLE</b>			<b>KICKOFFS</b>		
53	Johnny Maea (6-4, 310, Sr.)	24 3	57	Keanu Tanuvasa (6-4, 295, R-Fr.)	4 0	36	Cole Becker (6-3, 232, Jr.)*	24 0
61	Kolinu'u Faaiu (6-3, 326, So.)	5 0	99	Tevita Fotu (6-5, 300, R-So.)	0 0	97	Joey Cheek (5-11, 202, R-Fr.)	0 0
<b>RIGHT GUARD</b>			<b>RIGHT END</b>			<b>HOLDER</b>		
52	Michael Mokofisi (6-4, 320, So.)	17 13	7	Van Fillinger (6-4, 260, Jr.)	27 19	34	Jack Bouwmeester (6-2, 202, So.)	14 0
68	Jaren Kump (6-5, 308, So.)	22 11	83	Jonah Elliss (6-2, 246, Jr.)	25 8	17	Devaughn Vele (6-5, 210, Jr.)	37 19
<b>RIGHT TACKLE</b>			<b>ROVER LINEBACKER</b>			<b>SNAPPER</b>		
78	Sataoa Laumea (6-4, 311, Jr.)	33 32	21	Karene Reid (6-0, 227, Jr.)	24 20	57	JT Greep (6-0, 227, Jr.)	14 0
59	Falcon Kaumatule (6-8, 304, Jr.)	25 0	6	Justin Medlock (6-0, 220, R-Fr.)	5 0	65	Logan Castor (6-5, 227, R-Fr.)	0 0
<b>Y - TIGHT END</b>			<b>MAC LINEBACKER</b>			<b>KICKOFF RETURNER</b>		
87	Thomas Yassmin (6-5, 251, Sr.)	42 6	3	Levani Damuni (6-2, 241, Jr.)*	31 15	28	Sione Vaki (6-0, 208, So.)	14 5
47	Miki Suguturaga (6-4, 256, Jr.)	25 9	12	Sione Fotu (6-0, 226, Fr.)	5 3	10	Money Parks (5-10, 175, Jr.)	26 4
<b>U - TIGHT END</b>			<b>STUD LINEBACKER</b>			<b>PUNT RETURNER</b>		
80	Brant Kuithe (6-2, 229, R-Sr.)	51 26	20	Lander Barton (6-4, 242, So.)	14 3	5	Myciah Pittman (6-0, 214, Sr.)	35 19
14	Landen King (6-5, 225, So.)*	11 0	14	Josh Calvert (6-2, 223, Jr.)	2 0	28	Sione Vaki (6-0, 208, So.)	14 5
<b>QUARTERBACK</b>			<b>LEFT CORNERBACK</b>			<i>Note: GP = Career Games Played, GS = Career Games Started</i> <i>*Includes games played at previous school</i>		
7	Cameron Rising (6-2, 220, Sr.)	27 25	4	JaTravis Broughton (5-11, 190, Sr.)	35 18			
16	Bryson Barnes (6-1, 209, Jr.)	13 1	1	Miles Battle (6-4, 205, Sr.)*	45 4			
<b>RUNNING BACK</b>			<b>RIGHT CORNERBACK</b>			<b>NICKEL BACK</b>		
3	Ja'Quinden Jackson (6-2, 228, So.)	16 0	5	Zemaiah Vaughn (6-2, 185, Jr.)	31 11	15	Tao Johnson (6-1, 192, R-Fr.)	4 0
2	Micah Bernard (6-0, 201, Jr.)	37 12	9	Elijah Davis (6-1, 175, R-Fr.)	3 0	17	Smith Snowden (5-10, 180, Fr.)	0 0
<b>X - WIDE RECEIVER</b>			<b>FREE SAFETY</b>			<b>STRONG SAFETY</b>		
10	Money Parks (5-10, 175, Jr.)	26 4	8	Cole Bishop (6-2, 207, Jr.)	24 19	28	Sione Vaki (6-0, 208, So.)	14 5
18	Emery Simmons (6-1, 182, Sr.)*	42 20	31	Nate Ritchie (6-2, 205, Fr.)	5 5	10	Johnathan Hall (6-0, 217, Fr.)	0 0
<b>Z - WIDE RECEIVER</b>			<b>FREE SAFETY</b>			<b>STRONG SAFETY</b>		
17	Devaughn Vele (6-5, 210, Jr.)	37 19						
4	Munir McClain (6-4, 217, Jr.)	16 1						
<b>R - WIDE RECEIVER</b>			<b>FREE SAFETY</b>			<b>STRONG SAFETY</b>		
5	Myciah Pittman (6-0, 214, Sr.) <u>OR</u>	35 19						
0	Mikey Matthews (5-8, 180, Fr.)	0 0						



## 2023 UTAH ROSTER

NUMERICAL		No.	Name	Yr.	Pos.	Ht.	Wt.	Hometown/Previous School	
0	Logan Fano	DE	56	Ka'eo Akana	R-Fr.	DE	6-3	230	Honolulu, Hawaii / Roosevelt HS
0	Mikey Matthews	WR	75	Roger Alderman	Fr.	OL	6-4	275	Sonora, Calif. / Sonora HS
1	Miles Battle	CB	26	Briton Allen	Jr.	S	6-0	190	Orlando, Fla. / USC
1	Jaylon Glover	RB	16	Bryson Barnes	Jr.	QB	6-1	209	Milford, Utah / Milford HS
2	Micah Bernard	RB	20	Lander Barton	So.	LB	6-4	242	Cottonwood Heights, Utah / Brighton HS
2	Kenzel Lawler	CB	1	Miles Battle	Sr.	CB	6-4	205	Houston, Texas / Ole Miss
3	Levani Damuni	LB	36	Cole Becker	Jr.	K	6-3	232	Roseville, Calif. / Colorado
3	Ja'Quinden Jackson	RB	89	Noah Bennee	So.	TE	6-4	235	Holladay, Utah / Olympus HS
4	JaTravis Broughton	CB	88	Dallen Bentley	So.	TE	6-4	262	Taylorsville, Utah / Snow College
4	Munir McClain	WR	2	Micah Bernard	Jr.	RB	6-0	201	Long Beach, Calif. / Gahr HS
5	Myciah Pittman	WR	51	Keaton Bills	Jr.	OL	6-4	316	Draper, Utah / Corner Canyon HS
5	Zemaiah Vaughn	CB	8	Cole Bishop	Jr.	S	6-2	207	Peachtree City, Ga. / Starr's Mill HS
6	Justin Medlock	LB	16	CJ Blocker	Fr.	CB	6-0	175	Houston, Texas / New Caney HS
6	Daidren Zipperer	WR	15	Luke Bottari	Sr.	QB	5-10	205	San Mateo, Calif. / College of San Mateo
7	Van Fillingner	DE	34	Jack Bouwmeester	So.	P	6-2	202	Bendigo, Australia / Michigan State
7	Cameron Rising	QB	4	JaTravis Broughton	Sr.	CB	5-11	190	Tulsa, Okla. / Union HS
8	Cole Bishop	S	50	Justice Brusatto	So.	SN	6-4	222	West Jordan, Utah / Idaho State
8	Brandon Rose	QB	19	Luca Caldarella	Jr.	WR	6-3	202	Cerritos, Calif. / Cerritos College
9	Elijah Davis	CB	14	Josh Calvert	Jr.	LB	6-2	223	Westlake Village, Calif. / Washington
9	Mack Howard	QB	67	Chase Carter	Sr.	K	6-2	193	Knoxville, Iowa / Morningside University
10	Johnathan Hall	S	65	Logan Castor	R-Fr.	SN	6-5	227	Cottonwood Heights, Utah / Brighton HS
10	Money Parks	WR	11	Owen Chambliss	Fr.	LB	6-3	230	Corona, Calif. / Centennial HS
11	Owen Chambliss	LB	97	Joey Cheek	R-Fr.	K	5-11	202	San Diego, Calif. / Cathedral Catholic HS
11	Makai Cope	WR	85	Cody Christensen	R-Fr.	TE	6-3	236	Draper, Utah / Corner Canyon HS
12	Sione Fotu	LB	45	Spencer Clegg	R-Fr.	LB	6-1	230	American Fork, Utah / American Fork HS
12	Sidney Mbanasor	WR	11	Makai Cope	So.	WR	6-3	200	Culver City, Calif. / Culver City HS
13	Nate Johnson	QB	63	Tanner Cragun	So.	K	6-2	199	Frisco, Texas / Wakeland HS
13	Chase Kennedy	DE	24	Chris Curry	Sr.	RB	5-11	220	Fort Myers, Fla. / LSU
14	Josh Calvert	LB	3	Levani Damuni	Jr.	LB	6-2	241	Providence, Utah / Stanford
14	Landen King	TE	9	Elijah Davis	R-Fr.	CB	6-1	175	Winter Haven, Fla. / Auburndale Senior HS
15	Luke Bottari	QB	66	Hunter Deuel	R-Fr.	OL	6-5	305	American Fork, Utah / American Fork HS
15	Tao Johnson	CB	30	Ben Durham	Fr.	S	6-0	200	Rancho Santa Margarita, Calif. / Santa Margarita Catholic HS
15	Steve Smedley	QB	64	Jacob Edmonds	Fr.	OL	6-3	303	Vacaville, Calif. / Vacaville HS
16	Bryson Barnes	QB	83	Jonah Elliss	Jr.	DE	6-2	246	Moscow, Idaho / Moscow Senior HS
16	CJ Blocker	CB	46	Hayden Erickson	So.	TE	6-2	246	Lehi, Utah / Lehi HS
17	Smith Snowden	CB	61	Kolinu'u Faaiu	So.	OL	6-3	326	Edmonds, Wash. / North Creek HS
17	Devaughn Vele	WR	0	Logan Fano	Fr.	DE	6-4	246	Spanish Fork, Utah / BYU
18	Emery Simmons	WR	55	Spencer Fano	Fr.	OL	6-5	300	Spanish Fork, Utah / Timpview HS
19	Luca Caldarella	WR	7	Van Fillingner	Jr.	DE	6-4	260	Draper, Utah / Corner Canyon HS
19	Bryson Reeves	S	12	Sione Fotu	Fr.	LB	6-0	226	West Jordan, Utah / Bingham HS
20	Lander Barton	LB	99	Tevita Fotu	R-So.	DT	6-5	300	Herriman, Utah / Herriman HS
20	Jett Meine	WR	54	Hayden Furey	Sr.	LB	6-2	232	Saratoga Springs, Utah / Westlake HS
21	Mike Mitchell	RB	1	Jaylon Glover	So.	RB	5-8	205	Lakeland, Fla. / Lake Gibson HS
21	Karene Reid	LB	57	JT Greep	Jr.	SN	6-0	227	Glendora, Calif. / Glendora HS
23	Faybian Marks	CB	10	Johnathan Hall	Fr.	S	6-0	217	Katy, Texas / Katy HS
23	Dijon Stanley	RB	45	Kaimana Hanohano	R-Fr.	WR	6-2	197	Mesa, Ariz. / Highland HS
24	Chris Curry	RB	79	Alex Harrison	Jr.	OL	6-4	307	Bountiful, Utah / Viewmont HS
24	Darrien "Bleu" Stewart	S	9	Mack Howard	Fr.	QB	6-2	189	Columbus, Miss. / Oxford HS
25	Nick Howe	CB	25	Nick Howe	So.	CB	5-11	176	North Salt Lake, Utah / Woods Cross HS
25	John Randle Jr.	RB	3	Ja'Quinden Jackson	So.	RB	6-2	228	Dallas, Texas / Texas
26	Briton Allen	S	86	CJ Jacobsen	Fr.	TE	6-4	228	Meridian, Idaho / Rocky Mountain HS
26	Charlie Vincent	RB	13	Nate Johnson	R-Fr.	QB	6-1	195	Clovis, Calif. / Clovis HS
27	Daniel Wood	RB	15	Tao Johnson	R-Fr.	CB	6-1	192	Idaho Falls, Idaho / Thunder Ridge HS
28	Sione Vaki	S	59	Falcon Kaumatule	Jr.	OL	6-8	304	Las Vegas, Nev. / Bishop Gorman HS
29	Austin Keetch	S	29	Austin Keetch	Fr.	S	6-2	195	San Juan Capistrano, Calif. / San Juan Hills HS
30	Ben Durham	S	13	Chase Kennedy	R-Fr.	DE	6-3	235	Dallas, Texas / The Episcopal School of Dallas
31	Nate Ritchie	S	14	Landen King	So.	TE	6-5	225	Beaumont, Texas / Auburn
32	Helaman Ofahengaue	DE	80	Brant Kuithe	R-Sr.	TE	6-2	229	Katy, Texas / Cinco Ranch HS
33	Jocelyn Malaska	CB	68	Jaren Kump	So.	OL	6-5	308	Riverton, Utah / Herriman HS
33	Hunter Schroeder	RB	50	Austin LaRue	Fr.	DT	6-2	260	Houston, Texas / Stratford HS
34	Jack Bouwmeester	P	78	Sataoa Laumea	Jr.	OL	6-4	311	Rialto, Calif. / Eisenhower HS
34	Xane Uipi	CB	93	Taka Lautaha	So.	DT	6-2	302	Ewa Beach, Hawaii / St. Francis HS
35	Josh Rose	WR	2	Kenzel Lawler	So.	CB	5-11	184	Corona, Calif. / Eleanor Roosevelt HS
36	Cole Becker	K	91	Jonah Lea'ea	Fr.	DE	6-5	240	San Mateo, Calif. / Bishop Gorman HS
37	Peyton Rice	WR	92	James LeBaron	R-Fr.	DT	6-3	279	Draper, Utah / Corner Canyon HS
38	Brock Nowatzke	S							

## 2023 UTAH ROSTER

NUMERICAL	No.	Name	Yr.	Pos.	Ht.	Wt.	Hometown/Previous School
39 Jadon Pearson	S	71 Caleb Lomu	Fr.	OL	6-5	290	Gilbert, Ariz. / Highland HS
40 Nathan Price	P	53 Johnny Maea	Sr.	OL	6-4	310	Salt Lake City, Utah / East HS
43 Gavin Nawahine	DE	33 Jocelyn Malaska	R-Fr.	CB	6-1	178	Bethany, Okla. / Bethany HS
44 Shay O'Kelly	LB	60 Shintaro Mann	Jr.	OL	5-11	296	Provo, Utah / Timpview HS
45 Spencer Clegg	LB	23 Faybian Marks	Jr.	CB	5-10	191	Richmond, Texas / George Ranch HS
45 Kaimana Hanohano	WR	0 Mikey Matthews	Fr.	WR	5-8	180	Irvine, Calif. / Mission Viejo HS
46 Hayden Erickson	TE	12 Sidney Mbanasor	R-Fr.	WR	6-5	214	Pflugerville, Texas / Pflugerville HS
47 Miki Suguturaga	TE	4 Munir McClain	Jr.	WR	6-4	217	Atlanta, Ga. / USC
48 Luke Tucker	TE	6 Justin Medlock	R-Fr.	LB	6-0	220	Missouri City, Texas / Manvel HS
49 Jason Siao	LB	20 Jett Meine	R-Fr.	WR	6-0	212	Draper, Utah / Corner Canyon HS
50 Justice Brusatto	SN	21 Mike Mitchell	Fr.	RB	6-0	202	Orange Park, Fla. / Middleburg HS
50 Austin LaRue	DT	62 Solatoa Moea'i	Fr.	OL	6-5	338	Laie, Hawaii / Punahou School
51 Keaton Bills	OL	52 Michael Mokofisi	So.	OL	6-4	320	Woods Cross, Utah / Woods Cross HS
52 Michael Mokofisi	OL	43 Gavin Nawahine	So.	DE	6-2	245	Meridian, Idaho / Rocky Mountain HS
52 Bobby Piland	DT	38 Brock Nowatzke	R-Fr.	S	6-0	199	Santa Clara, Utah / Snow Canyon HS
53 Johnny Maea	OL	32 Helaman Ofahengaue	R-Fr.	DE	6-2	221	Lehi, Utah / Lehi HS
54 Hayden Furey	LB	44 Shay O'Kelly	Fr.	LB	6-1	218	Atherton, Calif. / Sacred Heart Prep
55 Spencer Fano	OL	74 Keith Olson	R-Fr.	OL	6-6	312	Napavine, Wash. / Napavine HS
56 Ka'eo Akana	DE	81 Connor O'Toole	Jr.	DE	6-4	251	Albuquerque, N.M. / La Cueva HS
57 JT Greep	SN	10 Money Parks	Jr.	WR	5-10	175	Aledo, Texas / Aledo HS
57 Keanu Tanuvasa	DT	39 Jadon Pearson	Jr.	S	6-3	208	Gilbert, Ariz. / Reedley College
58 Junior Tafuna	DT	77 Simote Pepa	So.	DT	6-3	330	South Jordan, Utah / Bingham HS
59 Falcon Kaumatule	OL	52 Bobby Piland	Fr.	DT	6-1	302	Rocklin, Calif. / Rocklin HS
60 Shintaro Mann	OL	5 Mycah Pittman	Sr.	WR	6-0	214	Tampa, Fla. / Florida State
61 Kolinu'u Faaiu	OL	40 Nathan Price	So.	P	6-1	180	Danville, Calif. / Northern Arizona
62 Solatoa Moea'i	OL	25 John Randle Jr.	Fr.	RB	6-0	176	Wichita, Kan. / Heights HS
63 Tanner Cragun	K	19 Bryson Reeves	Jr.	S	6-1	205	Montrose, Calif. / St. Francis HS
64 Jacob Edmonds	OL	21 Karene Reid	Jr.	LB	6-0	227	American Fork, Utah / Timpview HS
65 Logan Castor	SN	37 Peyton Rice	Fr.	WR	5-9	172	Salt Lake City, Utah / Olympus HS
66 Hunter Deuel	OL	7 Cameron Rising	Sr.	QB	6-2	220	Ventura, Calif. / Texas
67 Chase Carter	K	31 Nate Ritchie	Fr.	S	6-2	205	Cedar Hills, Utah / Lone Peak HS
68 Jaren Kump	OL	8 Brandon Rose	R-Fr.	QB	6-2	210	Temecula, Calif. / Murrieta Valley HS
71 Caleb Lomu	OL	35 Josh Rose	Sr.	WR	6-0	176	Atlanta, Ga. / Greater Atlanta Christian HS
72 Isaia Thompson	OL	33 Hunter Schroeder	Fr.	RB	5-9	205	Mendon, Utah / Mountain Crest HS
73 Tanoa Togiai	OL	49 Jason Siao	Sr.	LB	6-0	227	Carlsbad, Calif. / Southern Virginia
74 Keith Olson	OL	18 Emery Simmons	Sr.	WR	6-1	182	Parkton, N.C. / Indiana
75 Roger Alderman	OL	15 Steve Smedley	Fr.	QB	6-1	185	Conroe, Texas / Oak Ridge HS
76 Zereoue Williams	OL	17 Smith Snowden	Fr.	CB	5-10	180	Lehi, Utah / Skyridge HS
77 Simote Pepa	DT	23 Dijon Stanley	Fr.	RB	6-0	175	Granada Hills, Calif. / Granada Hills Charter HS
78 Sataoa Laumea	OL	24 Darrien "Bleu" Stewart	So.	S	6-0	202	Las Vegas, Nev. / Desert Pines HS
79 Alex Harrison	OL	47 Miki Suguturaga	Jr.	TE	6-4	256	Kaneohe, Hawaii / Punahou School
80 Brant Kuithe	TE	58 Junior Tafuna	Jr.	DT	6-3	310	Taylorville, Utah / Bingham HS
81 Connor O'Toole	DE	57 Keanu Tanuvasa	R-Fr.	DT	6-4	295	Mission Viejo, Calif. / Mission Viejo HS
83 Jonah Elliss	DE	72 Isaia Thompson	Fr.	OL	6-4	301	Layton, Utah / Layton HS
85 Cody Christensen	TE	73 Tanoa Togiai	So.	OL	6-6	316	Rigby, Idaho / Rigby HS
86 CJ Jacobsen	TE	94 Nifai Tonga	Fr.	DT	6-3	260	Salt Lake City, Utah / Snow College
87 Thomas Yassmin	TE	48 Luke Tucker	Fr.	TE	6-5	202	Highland, Utah / Lone Peak HS
88 Dallen Bentley	TE	34 Xane Uipi	Fr.	CB	6-0	182	Millcreek, Utah / Santa Ana College
89 Noah Bennee	TE	28 Sione Vaki	So.	S	6-0	208	Antioch, Calif. / Liberty HS
91 Jonah Lea'ea	DE	5 Zemaiah Vaughn	Jr.	CB	6-2	185	Beaumont, Texas / Beaumont United HS
92 James LeBaron	DT	17 Devaughn Vele	Jr.	WR	6-5	210	San Diego, Calif. / Rancho Bernardo HS
93 Taka Lautaha	DT	95 Aliko Vimahi	Jr.	DT	6-4	310	Kahuku, Hawaii / Kahuku HS
94 Nifai Tonga	DT	26 Charlie Vincent	Jr.	RB	5-10	200	Salt Lake City, Utah / East HS
95 Aliko Vimahi	DT	76 Zereoue Williams	So.	OL	6-8	310	Phoenix, Ariz. / Mountain Pointe HS
97 Joey Cheek	K	27 Daniel Wood	Fr.	RB	5-9	206	Gilbert, Ariz. / Highland HS
99 Tevita Fotu	DT	87 Thomas Yassmin	Sr.	TE	6-5	251	Sydney, Australia / The Scots College
		6 Daidren Zipperer	Fr.	WR	6-0	175	Lakeland, Fla. / Lakeland Senior HS

Ka'eo Akana ..... kay-oh ah-kahn-uh  
 Noah Bennee ..... beh-nay  
 Micah Bernard ..... muh-ky  
 Keaton Bills ..... key-ten  
 Jack Bouwmeester ..... bo-mee-stir  
 JaTravis Broughton ..... juh-travis braw-tun  
 Justice Brusatto ..... bruh-sah-to  
 Makai Cope ..... muh-ky  
 Hunter Deuel ..... doo-el  
 Kolinu'u Faaiu ..... koo-lee-new-ew fay-ee-ew  
 Spencer/Logan Fano ..... fan-oh

Van Fillinger ..... fill-in-ger  
 Ja'Quinden Jackson ..... juh-quin-den  
 Tao Johnson ..... tay-oh  
 Falcon Kaumatule ..... cow-muh-tool-ay  
 Brant Kuithe ..... keeth-ee  
 Sataoa Laumea ..... sah-tao-uh lau-may-uh  
 Taka Lautaha ..... tah-kah lau-tah-ha  
 Johnny Maea ..... my-ay-uh  
 Jocelyn Malaska ..... joe-seh-lynn muh-las-kuh  
 Faybian Marks ..... fay-bee-in  
 Sidney Mbanasor ..... em-ban-ah-sore

Munir McClain ..... moo-near  
 Jett Meine ..... mine-ee  
 Michael Mokofisi ..... mo-ko-fee-see  
 Helaman Ofahengaue ..... hell-ah-mun oh-fah-en-gow-ay  
 Jadon Pearson ..... jay-den  
 Simote Pepa ..... seh-mo-tay pep-ah  
 Mycah Pittman ..... my-kuh  
 Karene Reid ..... kuh-ren-ay reed

Miki Suguturaga ..... me-kee soo-ga-too-rahg-uh  
 Junior Tafuna ..... tah-foo-nuh  
 Keanu Tanuvasa ..... key-ah-new tah-new-vah-saw  
 Tanoa Togiai ..... tuh-no-uh toe-gee-eye  
 Sione Vaki ..... see-oh-nay vah-kee  
 Zemaiah Vaughn ..... zuh-my-uh  
 Devaughn Vele ..... duh-vawn vay-lay  
 Aliko Vimahi ..... uh-lee-key vee-mah-hee  
 Zereoue Williams ..... zare-oh-way  
 Thomas Yassmin ..... yaz-men

## NATIONAL WATCH LISTS

### Bronko Nagurski Trophy

Cole Bishop, S  
Junior Tafuna, DT

### Butkus Award

Karene Reid, LB

### Chuck Bednarik Award

Cole Bishop, S

### Comeback Player of the Year

Briton Allen, S

### Davey O'Brien Award

Cameron Rising, QB

### Dodd Trophy

Kyle Whittingham

### Earl Campbell Tyler Rose Award

Brant Kuithe, TE

### ESPN's Top 100 Players for 2023

Cameron Rising, QB (No. 23)  
Brant Kuithe, TE (No. 80)  
Sataoa Laumea, OL (No. 89)

### Jim Thorpe Award

Cole Bishop, S

### John Mackey Award

Brant Kuithe, TE  
Thomas Yassmin, TE

### Johnny Unitas Golden Arm Award

Cameron Rising, QB

### Lombardi Award

Junior Tafuna, DT

### Lott IMPACT Trophy

Karene Reid, LB

### Manning Award

Cameron Rising, QB

### Maxwell Award

Cameron Rising, QB

### Outland Trophy

Keaton Bills, OL  
Sataoa Laumea, OL  
Junior Tafuna, DT

### Paul Hornung Award

Brant Kuithe, TE

### Reese's Senior Bowl

Miles Battle, S  
Micah Bernard, RB  
Keaton Bills, OL  
Brant Kuithe, TE  
Sataoa Laumea, OL  
Connor O'Toole, DE  
Cameron Rising, QB  
Junior Tafuna, DT  
Zemaiah Vaughn, CB  
Thomas Yassmin, TE

## TEAM NOTES

### THE UTAH MAN

Head coach Kyle Whittingham enters his 19th year at the helm as the longest-tenured coach in the Pac-12 and the second-longest tenured coach at the same school in the NCAA FBS. He is 154-74 overall at Utah, becoming the all-time wins leader at Utah in 2021. He passed Ike Armstrong (141-55-15 in 211 games) with Utah's historic win over No. 3 Oregon on Nov. 20, 2021 in Rice-Eccles Stadium. He has coached in 354 games at Utah (11 seasons as an assistant) and 228 as the head coach.

- He has contributed to more victories than any coach in program history (239), including his 11 seasons as an assistant coach (1994-2004).
- His 154 career wins as the head coach of the Utes ranks third among active FBS coaches at the same school and is 14th among active FBS coaches overall (most in the Pac-12).
- Whittingham has led Utah to back-to-back Pac-12 titles in 2021 and 2022, also leading the Utes to at least a share of the Pac-12 South title four times overall prior to the league dissolving divisions.
- He has won three National Coach of the Year recognitions: AFCA Coach of the Year and Bear Bryant Award winner in 2008, and the Dodd Trophy Coach of the Year in 2019.
- Whittingham was also Pac-12 Coach of the Year in 2019 and 2021.
- He has had 34 players make All-America teams, including 18 that have made major All-America teams (those determining NCAA's consensus team) with nine earning consensus or unanimous honors.

### U WERE, U ARE, UTAH

The notion of family has long been a hallmark of the Utah Football program, and the makeup of the coaching staff embodies that. Five members of the Utes' full-time coaching staff are alums of the program; it's tied for the most of any Power Five program in the 2023 season.

- Utah's five alums on the coaching staff include Luther Elliss (DT), Quinton Ganther (RB), Lewis Powell (DE), Morgan Scalley (DC/S) and Sharrieff Shah (STC/CB).
- Four other Power Five programs have five alums on staff. Clemson and Iowa had five alumni assistants, while Georgia and Michigan's alums included the head coach and four assistants.
- In some capacity, head coach Kyle Whittingham directly tutored four of the five of the alums now on his staff. Sharrieff Shah missed Whittingham by just one season; he concluded his playing career in 1993 before Whittingham was named defensive line coach in '94.
- Several more coaching, support and administrative staff working with the team also hold degrees from the U.

### THEY CAME, THEY SAW, THEY STAYED

Entering the 2023 season, the 10 Utah assistant coaches are averaging 7.4 seasons with the Utes. Six different Utes assistants are entering at least their eighth season on staff; it's the most this season within the same FBS program.

- Morgan Scalley (16), Sharrieff Shah (12), Jim Harding (10), Andy Ludwig (9), Lewis Powell (9) and Freddie Whittingham (8) all boast eight-plus-year coaching tenures at Utah entering 2023.
- Ludwig's nine seasons are spread across two stints under head coach Kyle Whittingham; he was with the Utes from 2005-08 before returning to Salt Lake City in 2019.
- Iowa and Oklahoma State have five assistants entering their eighth season or more and four teams have four such assistants.

## PRESEASON ALL-AMERICA

### Athlon Sports

Brant Kuithe, TE (2nd Team)  
Cole Bishop, S (2nd Team)  
Junior Tafuna, DT (3rd Team)

### Phil Steele

Junior Tafuna, DT (2nd Team)  
Cole Bishop, S (3rd Team)  
Keaton Bills, OL (4th Team)

### Walter Camp

Cole Bishop, S (2nd Team)

## PRESEASON ALL-CONFERENCE

### Pac-12 (Media Vote)

Keaton Bills, OL (1st Team)  
Cole Bishop, S (1st Team)  
Brant Kuithe, TE (1st Team)  
Sataoa Laumea, OL (1st Team)  
Karene Reid, LB (1st Team)  
Junior Tafuna, DT (1st Team)  
Lander Barton, LB (2nd Team)  
Van Fillinger, DE (2nd Team)  
JaTravis Broughton, CB (Honorable Mention)  
Jonah Elliss, DE (Honorable Mention)  
Michael Mokofisi, OL (Honorable Mention)  
Zemaiah Vaughn, CB (Honorable Mention)

### Pro Football Focus

Lander Barton, LB (1st Team)  
Cole Bishop, S (1st Team)  
Keaton Bills, OL (2nd Team)  
Brant Kuithe, TE (2nd Team)  
Cole Becker, K (3rd Team)  
Ja'Quinden Jackson, RB (3rd Team)  
Karene Reid, LB (3rd Team)  
Junior Tafuna, DT (3rd Team)  
Zemaiah Vaughn, CB (3rd Team)  
Devaughn Vele, RS (3rd Team)

### Phil Steele

Keaton Bills, OL (1st Team)  
Sataoa Laumea, OL (1st Team)  
Junior Tafuna, DT (1st Team)  
Cole Bishop, S (1st Team)  
Brant Kuithe, TE (2nd Team)  
Levani Damuni, LB (2nd Team)  
Karene Reid, LB (2nd Team)  
Michael Mokofisi, OL (3rd Team)  
Cameron Rising, QB (4th Team)  
Devaughn Vele, WR (4th Team)  
Jonah Elliss, DE (4th Team)  
JaTravis Broughton, CB (4th Team)  
Cole Becker, K (4th Team)

### Athlon Sports

Brant Kuithe, TE (1st Team)  
Sataoa Laumea, OL (1st Team)  
Junior Tafuna, DE (1st Team)  
Karene Reid, LB (1st Team)  
Cole Bishop, S (1st Team)  
Ja'Quinden Jackson, RB (2nd Team)  
Keaton Bills, OL (2nd Team)  
Van Fillinger, DE (2nd Team)  
Lander Barton, LB (2nd Team)  
Devaughn Vele, PR (2nd Team)  
Cameron Rising, QB (4th Team)  
Devaughn Vele, WR (4th Team)  
Cole Becker, K (4th Team)

**2023 RECORD WHEN...**

Utah scores first.....	0-0
Opponent scores first.....	0-0
Utah has more rushing yards.....	0-0
Opponent has more rushing yards.....	0-0
Utah has more passing yards.....	0-0
Opponent has more passing yards.....	0-0
Utah plays at home.....	0-0
Utah plays on the road.....	0-0
Game is at a neutral site.....	0-0
Utah plays on grass.....	0-0
Utah plays on artificial turf.....	0-0
Utah plays a day game.....	0-0
Utah plays a night game.....	0-0
Utah leads at halftime.....	0-0
Utah trails at halftime.....	0-0
Utah is tied at halftime.....	0-0
Utah leads after three quarters.....	0-0
Utah trails after three quarters.....	0-0
Utah is tied after three quarters.....	0-0
Outcome is 10 or more points.....	0-0
Outcome is 7 or less points.....	0-0
Game goes into overtime.....	0-0

**RICE-ECCLES STADIUM BIGGEST CROWDS**

1.	53,609	2022	USC
2.	52,724	2021	Oregon
3.	51,951	2022	Stanford
4.	51,922	2021	UCLA
5.	51,919	2022	Arizona
6.	51,729	2022	Oregon State
7.	51,724	2021	Arizona State
8.	51,602	2022	San Diego St.
9.	51,538	2021	Colorado
10.	51,531	2022	Southern Utah

**RICE-ECCLES SEASON ATTENDANCE AVG.**

1.	52,057	2022
2.	51,817	2021
3.	46,533	2015
4.	46,506	2016
5.	46,462	2019
6.	46,436	2014
7.	46,332	2018
8.	45,913	2017
9.	45,585	2008
10.	45,459	2010

Capacity: 45,017, 1998-2013; 45,807, 2014-2019; 51,444, 2021-Present

**TEAM NOTES****THE LEADERS**

Each season, both the team captains and the leadership council are voted on by the team during fall camp. This season, the Utes picked two offensive and two defensive captains along with a 12-person leadership council.

- This year's team captains are Cameron Rising (QB), Brant Kuithe (TE), Cole Bishop (S) and Karene Reid (LB). It is Rising's third-straight season being voted a team captain for the fall with Kuithe earning the recognition for the second consecutive fall.
- Utah's leadership council includes Bishop, Rising, Kuithe, Reid, Keaton Bills (OL), Ja'Quinden Jackson (RB), Connor O'Toole (DE), Junior Tafuna (DT), Sataoa Laumea (OL), Lander Barton (LB), Sione Vaki (S) and Devaughn Vele (WR).

**GRADUATE U**

While the Utes have been successful on the field, they have been equally successful off the field with 19 current players already having received their degree.

- Keaton Bills (Family, Community & Human Development, summer 2022), JaTravis Broughton (Sociology, spring 2023), Chris Curry (Communication, fall 2022), Falcon Kaumatule (Business Administration, fall 2022), Brant Kuithe (Communication, spring 2022), Sataoa Laumea (Business Administration, spring 2023), Johnny Maea (Family, Community & Human Development, Health & Kinesiology, summer 2023), Munir McClain (Sociology, spring 2023), Cameron Rising (Criminology, spring 2021), Miki Suguturaga (Criminology, fall 2022), Devaughn Vele (Communication, fall 2022), Charlie Vincent (Health & Kinesiology, spring 2023) and Thomas Yassmin (Mathematics, Quantitative Analysis of Markets & Organizations, summer 2022) are all graduates of the University of Utah.
- Briton Allen (Journalism, USC, spring 2023), Miles Battle (Integrated Marketing Communication, Ole Miss, fall 2022), Chase Carter (Biology, Morningside College, summer 2023), Levani Damuni (Science, Technology & Society, Stanford, spring 2023), Mycah Pittman (Communication, Florida State, summer 2023) and Emery Simmons (Liberal Studies, Indiana, spring 2023) joined the team this season as graduate transfers.

**NON-CONFERENCE NOTES**

Utah is 29-4 in regular season non-conference games since joining the Pac-12 in 2011 and is 20-0 at home during that era. Utah's season-opener against Florida marks the first time in Utah's Pac-12 era that it has opened back-to-back seasons against a Power Five opponent.

**THE POLLS**

Utah has become a staple in the AP, Coaches and the College Football Playoff polls, coming off the 2022 season where it held its highest-ever finish in the CFP with its No. 8 final ranking.

- Utah ranks No. 14 in the preseason AP Poll, marking the fifth straight season the Utes have ranked inside the top-25 in the preseason poll.
- The Utes ranked inside the AP top-20 through all 16 weeks in 2022 (includes preseason and final poll), the longest streak since 2019 (17 weeks).
- Utah is 71-25 when ranked in the AP Poll during the Kyle Whittingham era.
- Utah is also 25-16 in games when ranked in the CFP Poll.
- In the Whittingham era, Utah has 21 wins against ranked opponents, including top-10 victories over No. 4 USC (Pac-12 Championship game, 2022), No. 4 Oregon (regular season, 2021), No. 4 Alabama (Sugar Bowl, 2009), No. 5 Stanford (regular season, 2013), No. 7 USC (regular season, 2022), No. 8 UCLA (regular season, 2014) and No. 10 Oregon (Pac-12 Championship game, 2021).
- Utah appeared in every weekly CFP Top 25 for the first three years of the system (2014-16) and have the seventh-most appearances of any school with 41 total.
- The Utes have also appeared in the final CFP Poll in seven seasons (No. 8 in 2022, No. 11 in 2021, No. 11 in 2019, No. 17 in 2018, No. 19 in 2016, No. 22 in 2015, No. 22 in 2014).

**THE MOMENT OF LOUDNESS**

In 2021, the Utah Football program started a tradition to honor the legacy of Aaron Lowe and Ty Jordan with The Moment of Loudness, that takes place during the third quarter break of each home game. It is a tradition that has now turned into a way of life for the Utah family. To live the way that they did - to smile, to be infectiously optimistic, and to be 22-percent better every day. Each third quarter break, we invite the entire Utah community to let their voices ring from the mountains to the heavens in a moment of loudness, exuberance and joy.





## OFFENSIVE &amp; QUARTERBACK NOTES

## THE MASTERMIND

Known as the mastermind and conductor of the Utah offense, Andy Ludwig is headed into his fifth year of his second full-time stat with the Utes as offensive coordinator and quarterbacks coach. After returning in 2019, Ludwig has helped lead the offense to heights unrivaled in recent history.

- Ludwig spent the 2015-18 seasons as Vanderbilt's offensive coordinator following a two-year run at Wisconsin (2013-14), two years at San Diego State (2011-12) and two years at California (2009-10), all since helping Utah to a 13-0 record in 2008 and a Sugar Bowl win over Alabama.
- In the four seasons since his return, the Utah offense has eclipsed 450 yards of total offense in 24 of the 47 games he has coached in, also scoring 30-or-more points in 34.
- A proponent of a balanced attack, he has coached a 1,000-yard rusher 17 times in his FBS coaching career with the Utes finishing in the top-three in the Pac-12 in passing efficiency in 2019 and 2021.
- In the last two seasons (2021, 2022), the Utes have produced two of the highest rushing yard totals in program history with Utah's 3,047 yards in 2022 ranking second and its 3,035 yards in 2021 ranking third all-time.
- Utah also broke the school record for rushing touchdowns in a season in 2022, punching in 38 after setting the record at 37 in 2021.
- In 2022, Utah led the Pac-12 and ranked second in the FBS in first downs offense, producing 365 first downs for an averaged of 26.1 per game.
- Utah's 38.6 points per game in 2022 ranked 11th in the FBS, scoring 30+ points in 10 of its 14 games.

## THE QBs

As the Utes enter the 2023 season with seven quarterbacks on the roster, the room is full of real game experience and a diverse set of skills that will set Utah up for another explosive offense hitting the field each and every week.

- Senior captain Cameron Rising returns for his final season with the Utes with 27 career games played, including 25 starts. He is a two-time All-Pac-12 selection, earning first-team in 2021 and is currently tied for fifth all-time at Utah in starting quarterbacks wins (18).
- Junior Bryson Barnes enters his fourth season with the program, having seen action in 13 games with one start. He has played in both Rose Bowls along with starting against Washington State in 2022 while leading the team to victory, but is also known for his activities off the field which include raising roughly 12,000 pigs in a barn in Southern Utah.
- Redshirt freshman Nate Johnson made a splash as a newcomer in 2022, showing off his speed in the run game while also throwing his first-career passing touchdown against Stanford. He played in four games last season which included rushing for two touchdowns against Arizona and catching a five-yard pass in the Pac-12 Championship game vs. USC.
- Redshirt freshman Brandon Rose will also compete for playing time this year after running the scout team during his true freshman season in 2022. He was a three-star pro-style QB out of Murrieta Valley High School, passing for 7,521 career yards and 74 touchdowns.

## CAPTAIN CAM

For the third straight season, senior quarterback Cameron Rising has been voted a team captain by his teammates – and for good reason. The Cali-cool confidence returns to the gridiron this year to lead the Utah offense after taking the team to back-to-back Pac-12 titles and Rose Bowl appearances.

- Entering the 2023 season, Rising is currently on preseason watch lists for the Manning Award, Davey O'Brien Award, Maxwell Award, the Reese's Senior Bowl, the Johnny Unitas Golden Arm Award and was named to ESPN's Top 100 Players for 2023 (No. 23).
- He was a semifinalist for the Davey O'Brien Award and the Maxwell Award in 2022, also earning All-Pac-12 first team in 2021 and honorable mention in 2022 after being named the MVP of the Pac-12 title game.
- He has played in 27 career games at Utah with 25 starts, accumulating 18 wins as the starter, which is tied for fifth all-time in program history.
- Through his career, he has 14 games with 200+ passing yards, including two 300-yard games (306 at USC, 2021; 310 vs. USC, 2022 P12CG) and a 400-yard game (415 vs. USC, 2022 regular season).
- In the past two seasons, he has ended the year ranked in the top-10 in ESPN's QBR Rating, sitting at No. 9 in 2022 and No. 6 in 2021.
- In 2022, Rising finished the season ranked in the top-30 in the FBS in completion percentage (30th, 64.7%), passing touchdowns (24th, 26 TDs) and points responsible for (22nd, 196 pts).
- Last season, Rising had 10 games completing 60% or higher of his passes, including four in the 70% range. He also had eight multi-passing touchdown games along with two games where he rushed and passed for touchdowns.
- He also counted for 40 plays of 20 yards or longer, including 35 passing plays and five rushing plays.

## UTES IN THE NFL (25)

Updated Aug. 24

## Offensive Line (4)

Jackson Barton ..... Arizona  
 Garrett Bolles ..... Denver  
 Braeden Daniels ..... Washington  
 Darrin Paulo ..... Detroit

## Quarterbacks (1)

Tyler Huntley ..... Baltimore

## Running Backs (1)

Zack Moss ..... Indianapolis

## Wide Receivers (2)

Britain Covey ..... Philadelphia  
 Tim Patrick ..... Denver (IR)

## Tight Ends (2)

Cole Fotheringham ..... Las Vegas  
 Dalton Kincaid ..... Buffalo

## Defensive Line (3)

Bradlee Anae ..... NY Jets (IR)  
 Leki Fotu ..... Arizona  
 Pita Taumoepeu ..... NY Jets

## Linebackers (4)

Cody Barton ..... Washington  
 Mohamoud Diabate ..... Cleveland  
 Devin Lloyd ..... Jacksonville  
 Nephi Sewell ..... New Orleans

## Defensive Backs (6)

Julian Blackmon ..... Indianapolis  
 Terrell Burgess ..... Washington  
 Jaylon Johnson ..... Chicago  
 Clark Phillips III ..... Atlanta  
 Eric Rowe ..... Carolina  
 Marcus Williams ..... Baltimore

## Special Teams (2)

Matt Gay (K) ..... Indianapolis  
 Mitch Wishnowsky (P) ..... San Francisco

## IR = Injured/Reserve

## QUARTERBACK NOTES



7

**CAMERON RISING**QB | 6-2, 220 | SR  
VENTURA, CALIF. (TEXAS)**Career Highs**

Pass Yards..... 415 vs. USC (2022, RS)  
 Completions..... 30 vs. USC (2022, RS)  
 Long Pass..... 72 at Arizona State (2022)  
 Pass TDs..... 4 vs. San Diego State (2022)  
 Rush Yards..... 92 vs. Ohio State (2021)  
 Long Rush..... 62 vs. Ohio State (2021)  
 Rush TDs..... 3 vs. USC (2022, RS)

**2023 Season Highs**

Pass Yards..... --  
 High Completions..... --  
 Long Pass..... --  
 Pass TDs..... --  
 Rush Yards..... --  
 Long Rush..... --  
 Rush TDs..... --

**Rising Career Passing**

Year	GP	Cmp	Att	Int	Yds	TD	Long	Avg/G
2020	1	3	6	1	45	0	21	45.0
2021	13	204	320	5	2493	20	49	191.8
2022	13	249	385	8	3034	26	72	233.4
<b>TOTAL</b>	<b>27</b>	<b>456</b>	<b>711</b>	<b>14</b>	<b>5572</b>	<b>46</b>	<b>72</b>	<b>206.4</b>

**Rising Career Rushing**

Year	GP	Att	Yds	TD	Long	Avg/A	Avg/G
2020	1	1	-11	0	0	-11.0	-11.0
2021	13	74	499	6	62	6.7	38.4
2022	13	77	465	6	29	6.0	35.7
<b>TOTAL</b>	<b>27</b>	<b>152</b>	<b>953</b>	<b>12</b>	<b>62</b>	<b>6.3</b>	<b>35.3</b>

- 27 career games, 25 starts.
- Preseason Watch Lists: Maxwell Award, Manning Award, Davey O'Brien Award.
- Two-time All-Pac-12 selection, earning first-team in 2021.
- 2022 MVP of the Pac-12 title game.
- Maxwell Award and Davey O'Brien Award semifinalist in 2022.
- He has won 18 games as Utah's starting quarterback, tying for fifth all-time (Mike McCoy, 18-9, 1992-94).
- 14 career games with 200+ passing yards, including two 300-yard games (306 at USC, 2021; 310 vs. USC, Pac-12 title game 2022) and one 400-yard game (415 vs. USC, regular season 2022).
- His 953 career rushing yards is fourth in program history in rushing yards by a quarterback, becoming just the fourth Ute QB to rush for 900+ yards.
- His 249 completions in 2022 was the most by a Utah quarterback since 2008 (Brian Johnson, 268).
- Broke the school record in completion percentage in a game vs. Colorado in 2022, connecting on 17 of his 19 passes (.895).
- Was one of 45 quarterbacks invited to the 2022 Manning Passing Academy.
- Enjoys gardening and loves Beyoncé.



16

**BRYSON BARNES**QB | 6-1, 209 | JR  
MILFORD, UTAH (MILFORD)**Career Highs**

Pass Yards..... 175 vs. Penn State (2022)  
 Completions..... 17 at Washington St. (2022)  
 Long Pass..... 31 at Washington St. (2022)  
 Pass TDs..... 1 (5x), Last vs. Penn State (2022)  
 Rush Yards..... 62 at Colorado (2022)  
 Long Rush..... 32 at Colorado (2022)  
 Rush TDs..... --

**2023 Season Highs**

Pass Yards..... --  
 High Completions..... --  
 Long Pass..... --  
 Pass TDs..... --  
 Rush Yards..... --  
 Long Rush..... --  
 Rush TDs..... --

**Barnes Career Passing**

Year	GP	Cmp	Att	Int	Yds	TD	Long	Avg/G
2021	3	2	2	0	23	1	15	7.7
2022	10	37	57	2	430	4	31	43.0
<b>TOTAL</b>	<b>13</b>	<b>39</b>	<b>59</b>	<b>2</b>	<b>453</b>	<b>5</b>	<b>31</b>	<b>34.8</b>

**Barnes Career Rushing**

Year	GP	Att	Yds	TD	Long	Avg/A	Avg/G
2021	3	1	10	0	10	10.0	3.3
2022	10	20	116	0	32	5.8	11.6
<b>TOTAL</b>	<b>13</b>	<b>21</b>	<b>126</b>	<b>0</b>	<b>32</b>	<b>6.0</b>	<b>9.7</b>

- 13 career games at Utah, earning his first start and win at QB vs. Washington State in 2022.
- Three of his 13 career games have been full of dramatics, including: 1) Coming into the Rose Bowl in 2021 with under 10 minutes to play, tying Ohio State 45-45 with a 15-yard TD pass at the 1:54 mark. 2) Learning 5 minutes prior to kick at WSU in 2022 that he would be the starter, recording career highs in passing yards (175) and completions (17), leading Utah to a 21-17 win. 3) Once again entered the Rose Bowl late for an injured Rising in 2022, going 10-of-19 passing for 112 yards and a TD.
- Two-time Pac-12 Academic Honor Roll selection.
- Was a three-time first-team all-state selection in HS.
- Eagle Scout.
- Grew up raising roughly 12,000 pigs in Southern Utah.



13

**NATE JOHNSON**QB | 6-1, 195 | R-FR  
CLOVIS, CALIF. (CLOVIS)**Career Highs**

Pass Yards..... 16 vs. Stanford (2022)  
 Completions..... 1 vs. Stanford (2022)  
 Long Pass..... 16 vs. Stanford (2022)  
 Pass TDs..... 1 vs. Stanford (2022)  
 Rush Yards..... 23 vs. Arizona (2022)  
 Long Rush..... 21 vs. Stanford (2022)  
 Rush TDs..... 2 vs. Arizona (2022)

**2023 Season Highs**

Pass Yards..... --  
 High Completions..... --  
 Long Pass..... --  
 Pass TDs..... --  
 Rush Yards..... --  
 Long Rush..... --  
 Rush TDs..... --

**Johnson Career Passing**

Year	GP	Cmp	Att	Int	Yds	TD	Long	Avg/G
2022	4	1	1	0	16	1	16	4.0
<b>TOTAL</b>	<b>4</b>	<b>1</b>	<b>1</b>	<b>0</b>	<b>16</b>	<b>1</b>	<b>16</b>	<b>4.0</b>

**Johnson Career Rushing**

Year	GP	Att	Yds	TD	Long	Avg/A	Avg/G
2022	4	5	51	2	21	10.2	12.8
<b>TOTAL</b>	<b>4</b>	<b>5</b>	<b>51</b>	<b>2</b>	<b>21</b>	<b>10.2</b>	<b>12.8</b>

- Played in four games in 2022 as a true freshman.
- Scored two rushing touchdowns in his collegiate debut against Arizona.
- Four-star dual-threat quarterback out of HS, rated the No. 16 QB nationally.
- Also won the central section 100-meter dash championship.
- Father, Jerome, played basketball at Oklahoma.

## OFFENSIVE LINE NOTES

## HARDING'S LINE

Assistant head coach and offensive line coach Jim Harding is in his 10th season at Utah in 2023, firmly establishing the Utes' front five as one of the best in the country. Harding has coached eight first-team All-Pac-12 selections and has had six offensive linemen selected in the NFL draft.

- OBlock greats under Harding include Garrett Bolles, Jordan Agasiva, Jackson Barton, Darrin Paulo, Nick Ford, Braeden Daniels and Sataoa Laumea, who have all earned first-team All-Pac-12 honors.
- He has had two Morris Trophy winners in Isaac Asiata (2016) and Nick Ford (2021), which honors the best offensive lineman in the conference by vote of the league's starting defensive linemen.
- Harding's linemen have blocked for a 1,000-yard rusher in seven of the last nine seasons.
- Prior to coming to Utah, Harding spent five seasons at Wyoming as the offensive line coach (2009-13).

## THE OBLOCK

Entering the 2023 season, Utah has five offensive linemen on the roster that have started at least three games in their careers (Keaton Bills, 25 starts; Jaren Kump, 11 starts; Sataoa Laumea, 32 starts; Johnny Maea, 3 starts; Michael Mokofisi, 13 starts).

- Utah's current offensive line has accumulated 188 games played, which is the most by any offensive line in the Pac-12 while their 84 combined starts leads the league and ranks in the top-10 among Power Five programs.
- In 2022, Utah's offensive line was known for its physicality and controlling the line of scrimmage, only allowing 1.07 sacks per game, which ranked 16th nationally. The 2022 line also ranked 10th in the FBS in tackles for loss allowed per game (4.00) while blocking for the No. 11 rushing offense in the country.
- During the 2021 season, Utah's offensive line ranked No. 4 in the FBS and first in the Pac-12 in sacks allowed (0.93) and was also No. 12 in tackles for loss allowed (3.86).



**51 KEATON BILLS**  
LG | 6-4, 316 | JR  
DRAPER, UTAH (CORNER CANYON)

- 33 career games at Utah, 25 starts (all at LG).
- All-Pac-12 honorable mention in 2022.
- Majoring in family, community and human development.
- Drives a moped.
- Has four brothers and five sisters.



**52 MICHAEL MOKOFISI**  
RG | 6-4, 320 | SO  
WOODS CROSS, UTAH (WOODS CROSS)

- Started in 13 games as a redshirt freshman in 2022 (12 at RG, 1 at LG).
- Rated the No. 11 recruit out of the state of Utah in high school.
- Was a two-way player in high school, also racking up 124 tackles in his final three years of high school.



**53 JOHNNY MAEA**  
C | 6-4, 310 | SR  
SALT LAKE CITY, UTAH (EAST)

- Has played in 24 games with the Utes with three starts, mainly playing at guard and center.
- Played in seven games in 2022 with two starts at center.
- Majoring in family, community and human development, and health and kinesiology.
- Rated the No. 7 recruit in the state of Utah out of high school.
- Served a church mission in Panama.



**55 SPENCER FANO**  
LT | 6-5, 300 | FR  
SPANISH FORK, UTAH (TIMPVUE)

- Four-star recruit on 247Sports, rated the No. 12 offensive tackle in the country.
- Earned HS All-America.
- All-State and All-Valley selection.
- Brother, Logan, is a freshman defensive end for the Utes.
- Four of his uncles have played in the NFL.



**59 FALCON KAUMATULE**  
RT | 6-8, 304 | JR  
LAS VEGAS, NEV. (BISHOP GORMAN)

- Has played in 25 games at Utah on the offensive line and on special teams.
- Played defensive end and tight end in high school.
- Has five brothers and three sisters.
- Parents named him after the Millennium Falcon in Star Wars.



**61 KOLINU'U FAAUI**  
C | 6-3, 326 | SO  
EDMONDS, WASH. (NORTH CREEK)

- Played in five games in 2022 as a redshirt freshman, seeing action at center.
- Three-star recruit out of high school, rated the No. 13 recruit in the state of Washington.



**68 JAREN KUMP**  
RG | 6-5, 308, SO  
RIVERTON, UTAH (HERRIMAN)

- 22 career games played at Utah with 11 starts (7 at RT, 3 at LT, 1 at RG).
- Played in 13 games in 2022 after returning from a season-ending injury in 2021.
- Started all five games in 2020 at right tackle.
- State champion in the shot put and the discus.
- Served a church mission in Brazil.
- Is fluent in Portuguese.



**73 TANOA TOGIAI**  
LT | 6-6, 316 | SO  
RIGBY, IDAHO (RIGBY HS)

- Has played in 13 games at Utah, including in 11 in 2022.
- All-State selection rated the No. 3 recruit in the state of Idaho out of HS.
- Father, Jerry, played football at Kansas State.



**78 SATAOA LAUMEA**  
RT | 6-4, 311 | JR  
RIALTO, CALIF. (EISENHOWER)

- 33 career games played, 32 starts (19 at RG, 13 at RT).
- Three-time All-Pac-12 selection, earning first-team in 2022.
- His 32 career starts have been consecutive.
- Four-star recruit out of high school.
- Has six sisters and three brothers.



**79 ALEX HARRISON**  
LG | 6-4, 307 | JR  
BOUNTIFUL, UTAH (VIEWMONT)

- Played in two games in 2021 on special teams.
- Three-star recruit out of HS, ranking as the No. 4 recruit in the state of Utah.
- Three-time all-state selection.
- Also competed in the shot put.

## TIGHT END NOTES

## TIGHT END U

Utah Football, also known as "Tight End University" or "Tight End U", brings back tight end coach and leader Freddie Whittingham for his eighth season. Whittingham, who is also the recruiting coordinator for the program, has helped develop Utah's roster for the past 11 years after also serving as director of player personnel from 2012-15.

- Whittingham has been integral in developing one of the most successful offensive stretches in recent program history, prompting the Utes to deploy a two, and sometimes even a three-tight end formation much of the time.
- Out of the 10,755 yards produced through the air the last four seasons, Utah's tight ends have accounted for 35% of the production with a tight end leading the Utes in receiving yards in three of the last four years.
- With Whittingham's tight ends being hybrid players, the tight end group has also been key in helping the Utes finish three of the last four seasons atop the Pac-12 in rushing offense.
- Utah's tight ends have also accounted for 43 total touchdowns in the last four seasons.
- In 2022, the tight end room finished the year with four different players scoring at least one touchdown with the group accounting for 18 of Utah's 31 receiving scores.
- Dalton Kincaid, Thomas Yassmin and Brant Kuithe raked up 1,397 yards and 17 touchdowns in 2022.
- During the 2021 season, Utah was the only Pac-12 team with two active tight ends with over 1,000 career receiving yards in Division I football in Kincaid and Kuithe.
- The duo of Kuithe and Kincaid scored 14 of Utah's 24 receiving touchdowns in 2021.

## THE HYBRID

Utah's human Swiss army knife, Brant Kuithe, returns for his final season in Salt Lake City. Known as a hybrid, but listed as a tight end, Kuithe can do it all with his blocking, route running and rushing statistics proving that he is one of the best athletes in the Pac-12 and the FBS.

- Entering the 2023 season, Kuithe has been named to the John Mackey Award, Paul Hornung Award, Reese's Senior Bowl and the Earl Campbell Tyler Rose Award preseason watch lists along with ESPN's Top 100 Players for 2023 (No. 80). He has also earned spots on the preseason All-Pac-12 first-team squad and the Athlon Sports preseason All-America list.
- Kuithe has played in 51 career games with 26 starts and is a three-time All-Pac-12 selection (2nd team in 2019, 2020 and 2021).
- He enters the 2023 season with 148 career receptions for 1,882 yards (12.7 ypc) and 16 touchdowns, 17 carries for 162 rushing yards and four touchdowns and has blocked for one of the best rushing offenses in the Pac-12 and the FBS since 2018.
- Kuithe leads all active FBS tight ends in career receptions (148) and receiving yards (1,882) and is one of three active Power Five tight ends with over 150 career rushing yards. He is also

one of two Power Five tight ends that have four or more rushing touchdowns.

- His career receptions, receiving yards and receiving touchdowns (16) all rank in the top-10 all-time at Utah.
- He has three 100-yard receiving games (132 vs. UCLA, 2019; 118 vs. Oregon, 2021; 105 at Florida, 2022).

## YASS SAYS YES TO FOOTBALL

Prior to stepping foot on campus in Salt Lake City in 2018, senior tight end Thomas Yassmin had never played the sport of football. Fast forward to 2023 and the Sydney, Australia, native enters the fall with a bright future ahead of him in the sport that still seems so new.

- Yassmin, who earned a spot on the 2023 John Mackey Award preseason watch list, played rugby at The Scots College in New South Wales. He was named to the Australian Schools Barbarians All-Star team that played Fiji and New Zealand at the Tri Nations Series in 2017.
- He redshirted at Utah in 2018 before earning playing time on special teams in 2019 and 2020.
- He has played in 42 career games with six starts at Utah.
- In 2022, Yassmin averaged a team-high 23.2 yards per catch, scoring five of his six touchdowns in the final six games.
- He finished last season with 13 catches for 301 yards and six touchdowns, also recording six tackles on special teams.



**14 LANDEN KING**  
TE | 6-5, 225 | SO  
BEAUMONT, TEXAS (AUBURN)

## Career Highs

Receptions ..... 2 (2x), Last at Arkansas\* (2021)  
Receiving Yards ..... 31 vs. Georgia\* (2021)  
Long Reception ..... 25 vs. Georgia\* (2021)  
Receiving TDs ..... 1 vs. Alabama\* (2021)

## 2023 Season Highs

Carries ..... --  
Rush Yards ..... --  
Long Rush ..... --  
Rush TDs ..... --

## King Career Receiving

Year	GP	Rec	Yds	TD	Long	Avg/C	Avg/G
2021*	8	5	59	1	25	11.8	7.4
2022*	3	1	24	0	24	24.0	8.0
<b>TOTAL</b>	<b>11</b>	<b>6</b>	<b>83</b>	<b>1</b>	<b>25</b>	<b>13.8</b>	<b>7.5</b>

\*at Auburn

- Played in 11 games from 2021-22 for Auburn at wide receiver and tight end.
- Redshirted in 2022.
- Rated the No. 9 tight end in the nation out of high school (Atascocita HS).
- Was a top-50 player in the state of Texas.



**47 MIKI SUGUTURAGA**  
TE | 6-4, 256 | JR  
KANELOHE, HAWAII (PUNAHOU SCHOOL)

## Career Highs

Receptions ..... --  
Receiving Yards ..... --  
Long Reception ..... --  
Receiving TDs ..... --

## 2023 Season Highs

Carries ..... --  
Rush Yards ..... --  
Long Rush ..... --  
Rush TDs ..... --

- Has played in 25 career games on defense with nine starts at defensive end in 2022.
- Officially made the switch to tight end in the spring of 2023.
- Cousin of former Utah and NFL players Chris and Ma'ake Kemoeatu.
- Considers himself a professional speed eater and juggler.
- Can also do a handstand for a long amount of time and loves Jim Carrey movies.



## TIGHT END NOTES



**80** **BRANT KUITHE**  
TE | 6-2, 229 | R-SR  
KATY, TEXAS (CINCO RANCH)

## Career Highs

Receptions ..... 9 at Florida (2022)  
Receiving Yards ..... 132 vs. UCLA (2019)  
Long Reception ..... 69 vs. UCLA (2019)  
Receiving TDs ..... 2 (2x), Last vs. Arizona St. (2021)  
Carries ..... 3 vs. Washington St. (2020)  
Rush Yards ..... 59 vs. Colorado (2019)  
Long Rush ..... 44 vs. Colorado (2019)  
Rush TDs ..... 2 at Arizona (2019)

## 2023 Season Highs

Receptions ..... --  
Receiving Yards ..... --  
Long Reception ..... --  
Receiving TDs ..... --  
Carries ..... --  
Rush Yards ..... --  
Long Rush ..... --  
Rush TDs ..... --

## Kuithe Career Receiving

Year	GP	Rec	Yds	TD	Long	Avg/C	Avg/G
2018	14	20	227	1	30	11.4	16.2
2019	14	34	602	6	69	17.7	43.0
2020	5	25	236	0	26	9.4	47.2
2021	14	50	611	6	49	12.2	43.6
2022	4	19	206	3	37	10.8	51.5
<b>TOTAL</b>	<b>51</b>	<b>148</b>	<b>1882</b>	<b>16</b>	<b>69</b>	<b>12.7</b>	<b>36.9</b>

## Kuithe Career Rushing

Year	GP	Att	Yds	TD	Long	Avg/A	Avg/G
2018	14	1	-2	0	0	-2.0	-0.1
2019	14	6	102	3	44	17.0	7.3
2020	5	6	50	0	14	8.3	10.0
2021	14	4	12	1	11	3.0	0.9
2022	4	0	0	0	0	0.0	0.0
<b>TOTAL</b>	<b>51</b>	<b>17</b>	<b>162</b>	<b>4</b>	<b>44</b>	<b>9.5</b>	<b>3.2</b>

- 51 career games played with 26 starts.
- Three-time All-Pac-12 selection, earning second-team in 2019, 2020 and 2021.
- Has caught at least one pass in 32 straight games played, the longest active streak by a TE in FBS football.
- 148 career receptions ranks eighth all-time at Utah with his 1,882 yards ranking also ranking eighth all-time.
- 30 career games with at least three receptions, including 11 in 2021 and 3 in 2022 before suffering his season-ending injury.
- Has three 100-yard receiving games (132 vs. UCLA, 2019; 118 vs. Oregon, 2021; 105 at Florida, 2022).
- Led Utah in receiving yards in 2021 (611) and 2019 (602), and in receptions in 2020 (25) and 2019 (34).
- Voted one of the best singers on the team by his teammates.



**87** **THOMAS YASSMIN**  
TE | 6-5, 251 | SR  
SYDNEY, AUSTRALIA (THE SCOTS COLLEGE)

## Career Highs

Receptions ..... 3 at Washington St. (2022)  
Receiving Yards ..... 81 vs. USC (2022, P12CG)  
Long Reception ..... 72 at Arizona St. (2022)  
Receiving TDs ..... 1 (6x), Last vs. Penn State (2022)

## 2023 Season Highs

Receptions ..... --  
Receiving Yards ..... --  
Long Reception ..... --  
Receiving TDs ..... --

## Yassmin Career Receiving

Year	GP	Rec	Yds	TD	Long	Avg/C	Avg/G
2019	11	0	0	0	0	0.0	0.0
2020	5	0	0	0	0	0.0	0.0
2021	13	1	6	0	6	6.0	0.5
2022	13	13	301	6	72	23.2	23.2
<b>TOTAL</b>	<b>42</b>	<b>14</b>	<b>307</b>	<b>6</b>	<b>72</b>	<b>21.9</b>	<b>7.3</b>

- 42 career games at Utah with six starts.
- Had never played the sport of football prior to stepping foot on campus in 2018.
- Played rugby at The Scots College in New South Wales, Australia.
- His 23.2 yards per catch was the most on the team in 2022.
- He scored five of his six touchdowns in 2022 in the final six games of the year.
- His 72-yard catch at Arizona State was the second-longest by a Utah tight end since at least 1996.
- Enjoys cooking and gaming.

## RUNNING BACK NOTES

## GANTHER GATHERS THE BEST

Entering his second season as the Utes' running backs coach in 2023, Quinton Ganther is set to continue the legacy of the Utah running back room through the versatile talent in this year's group.

- In his first season at Utah, Ganther coached the Utes to the No. 11 rushing offense in the FBS, also ranking second in the Pac-12.
- Ganther spent the 2021 season with the Jacksonville Jaguars as the offensive quality control coach after leading the Weber State running backs room from 2013-20.
- While with Weber State, he saw the Wildcats earn three straight Big Sky titles along with four consecutive trips to the FCS Playoffs. He coached Josh Davis who earned All-America in 2018 and 2019, also earning National Freshman of the Year in 2018.
- Ganther was a seventh round NFL draft pick to Tennessee in 2006, spending six years in the NFL. He was a two-time All-Mountain West RB at Utah after transferring from Citrus Junior College as a JUCO All-American.
- As a senior at Utah in 2005, he rushed for 1,120 yards and seven touchdowns under current offensive coordinator Andy Ludwig.

## WE CALL THEM RUNNING BACKS

In back-to-back seasons, Utah's running back room has produced two of the highest rushing yard totals and rushing touchdown numbers in program history while finishing both seasons ranked in the top-15 in the FBS in rushing offense.

- Utah finished the 2022 season with 3,047 rushing yards, which ranks second all-time while its 3,035 yards in 2021 ranks third.
- Utah broke the school record for single-season rushing yards in two straight seasons, racking up 37 in 2021 and 38 in 2022.
- The Utes finished the 2021 season ranked No. 13 in the FBS and first in the league in rushing offense (216.8 yards per game), also ranking 11th in the FBS and second in the Pac-12 in 2022 (217.6).
- In the past two seasons, Utah has eclipsed the 200-yard rushing mark in 14 of the 28 games, which includes two 300-yard games (306 vs. Arizona, 2022; 383 vs. Colorado, 2022) and a 400-yard game (441 vs. Stanford, 2021).
- In 2022, Utah's 38 rushing touchdowns ranked fourth in the FBS and ranked fifth in 2021 (37 TDs), leading the Pac-12 in both years.

## AN ATHLETE

Quarterback turned running back Ja'Quinden Jackson has proven his versatility and physicality on the field, and while his primary position heading into 2023 is running back – he wants fans to know that he can still do it all.

- Coming to Utah as a quarterback transfer out of Texas, Jackson played in three games in 2021 as a redshirt freshman. He was a high school All-American and four-star recruit out of Duncanville High School, rated the No. 2 overall recruit in the state of Texas.
- He has played in 16 career games at Utah, seeing action at quarterback, running back and on special teams.

- The Dallas, Texas, native made the official switch to running back in week four of the 2022 season. He finished the year with 78 carries for 531 yards and nine rushing touchdowns.
- He rushed for over 100 yards in back-to-back games against Colorado (117 yds) and USC (105 yds) in the Pac-12 Championship game.
- In the final five games of 2022, he averaged 84.6 rushing yards and scored seven of his nine rushing touchdowns.
- Jackson caught his first career pass against Penn State, gaining eight yards and a first down.

## HE IS A RUNNING BACK...USUALLY

Versatile has been the name of the game when it comes to Utah's offensive skill players and junior Micah Bernard is no different.

He enters the season with 37 career games played at Utah with 12 starts that include one start at cornerback in the 2021 Rose Bowl.

- Bernard has 1,132 rushing yards (6 TDs), 590 receiving yards (3 TDs) and 79 kick return yards for 1,801 all-purpose yards.
- In the past two seasons, Bernard has 10 games with 70+ all-purpose yards with four of those being 100+ yards (118 vs. Southern Utah, 2022; 129 vs. USC, P12CG, 2022; 164 at BYU, 2021; 142 at Stanford, 2021).
- Bernard has led the Utah running backs in receptions and receiving yards the last two seasons (60 total for 565 yards).
- He has two 100-yard rushing games as well with a career-high 146 yards at BYU in 2021 and 110 yards at Stanford the same year.
- In the 2021 Rose Bowl against Ohio State, Bernard led the team in tackles (10) in his start at cornerback, adding three rushes for 31 yards and two catches for 15 yards and a touchdown.



1

## JAYLON GLOVER

RB | 5-8, 205 | SO

LAKELAND, FLA. (LAKE GIBSON)

## Career Highs

Carries.....	20 at Washington St. (2022)
Rush Yards.....	76 at Washington St. (2022)
Long Rush.....	29 vs. Southern Utah (2022)
Rush TDs.....	2 vs. Southern Utah (2022)

## 2023 Season Highs

Carries.....	--
Rush Yards.....	--
Long Rush.....	--
Rush TDs.....	--

## Glover Career Rushing

Year	GP	Att	Yds	TD	Long	Avg/A	Avg/G
2022	9	78	360	4	29	4.6	40.0
<b>TOTAL</b>	<b>9</b>	<b>78</b>	<b>360</b>	<b>4</b>	<b>29</b>	<b>4.6</b>	<b>40.0</b>

- Played in nine games as a true freshman in 2022, earning two starts.
- His two rushing TDs vs. Southern Utah last season was the first time a Utah freshman had multiple touchdowns in a game since

2020 (Ty Jordan vs. Washington State).

- Averaged 8.6 yards per carry on eight carries for 69 yards against Arizona in 2022.
- Four-star recruit out of HS, recording 6,096 total rushing yards, 80 TDs and 32, 100-yard rushing games.
- Had a 4.0 GPA in high school.
- Lives by four pillars: Faith, Family, Academics, Athletics.

## RUNNING BACK NOTES



2

## MICAH BERNARD

RB | 6-0, 201 | JR  
LONG BEACH, CALIF. (GAHR)

## Career Highs

Carries.....17 at San Diego St. (2021)  
 Rush Yards.....146 at BYU (2021)  
 Long Rush.....50 at BYU (2021)  
 Rush TDs.....1 (6x), Last vs. USC (2022, P12CG)  
 Receptions.....5 (3x), Last vs. USC (2022, P12CG)  
 Receiving Yards.....60 at Arizona (2021)  
 Long Reception.....29 vs. Stanford (2022)  
 Receiving TDs.....1 (3x), Last vs. Stanford (2022)

## 2023 Season Highs

Carries.....--  
 Rush Yards.....--  
 Long Rush.....--  
 Rush TDs.....--  
 Receptions.....--  
 Receiving Yards.....--  
 Long Reception.....--  
 Receiving TDs.....--

## Bernard Career Rushing

Year	GP	Att	Yds	TD	Long	Avg/A	Avg/G
2019	4	0	0	0	0	0.0	0.0
2020	5	15	76	0	25	5.1	15.2
2021	14	87	523	2	50	6.0	37.4
2022	14	106	533	4	36	5.0	38.1
<b>TOTAL</b>	<b>37</b>	<b>208</b>	<b>1132</b>	<b>6</b>	<b>50</b>	<b>5.4</b>	<b>30.6</b>

## Bernard Career Receiving

Year	GP	Rec	Yds	TD	Long	Avg/C	Avg/G
2019	4	0	0	0	0	0.0	0.0
2020	5	4	25	0	10	6.3	5.0
2021	14	26	251	2	28	9.7	17.9
2022	14	34	314	1	29	9.2	22.4
<b>TOTAL</b>	<b>37</b>	<b>64</b>	<b>590</b>	<b>3</b>	<b>29</b>	<b>9.2</b>	<b>15.9</b>

- 37 career games at Utah with 12 starts (11 at RB, 1 at CB).
- Two career 100-yard rushing games, both happening in 2021 (career-high 146 at BYU, 110 at Stanford).
- Has led the Utah running backs the last two seasons in receptions (60 total) and receiving yards (565).
- Enters the season with 1,722 all-purpose yards in his career (47.0 yards per game).
- Averaged 80.0 rushing yards in the last three games of 2022 (91 at Colorado, 88 vs. USC P12CG, 59 vs. Penn State), scoring two of his four rushing touchdowns in that stretch.
- In Utah's two Rose Bowl appearances, he has lined up as a running back, wide receiver and has started as a cornerback. In 2021, Bernard started at CB in the Rose Bowl vs. Ohio State, leading the team in tackles with 10.
- Loves to rollerblade, and took up golf during the summer of 2023.



3

## Ja'QUINDEN JACKSON

RB | 6-2, 228 | SO  
DALLAS, TEXAS (TEXAS)

## Career Highs

Carries.....13 (3x), Last vs. Penn State (2022)  
 Rush Yards.....117 at Colorado (2022)  
 Long Rush.....66 at Colorado (2022)  
 Rush TDs.....3 at Colorado (2022)

## 2023 Season Highs

Carries.....--  
 Rush Yards.....--  
 Long Rush.....--  
 Rush TDs.....--

## Jackson Career Rushing

Year	GP	Att	Yds	TD	Long	Avg/A	Avg/G
2021	3	6	30	1	10	5.0	10.0
2022	13	78	531	9	66	6.8	40.8
<b>TOTAL</b>	<b>16</b>	<b>84</b>	<b>561</b>	<b>10</b>	<b>66</b>	<b>6.7</b>	<b>35.1</b>

- 16 career games at Utah playing quarterback, running back and on special teams.
- Officially made the switch to running back in week 4 of the 2022 season after coming to Utah as a quarterback.
- Transferred to Utah from Texas in 2021 after being rated a four-star recruit and the No. 2 overall recruit in Texas out of high school.
- In the final five games of 2022, Jackson averaged 84.6 rushing yards and scored seven of his nine total rushing touchdowns.
- Had two 100-yard rushing games in 2022 (Career-high 117 at Colorado, 105 vs. USC P12CG).
- 2022 and 2023 recipient of the 22 Forever Scholarship.

## WIDE RECEIVER NOTES

## WHITTED WITH THE WIDEOUTS

Entering his first season at Utah, Alvis Whitted is set to coach the wide receivers after spending the past three seasons at Wisconsin, helping the Badgers to three bowl wins during his time in Madison.

- In 2022, Whitted developed receivers Chimere Dike, Skyler Bell and Keontez Lewis to average over 14.0 yards per catch with Dike finishing first on the team and in the top-10 in the Big Ten in total receiving yards (689).
- During the 2021 season, he also coached Kendric Pryor and Danny Davis along with Dike to combine for 83 catches, 1,166 yards and six touchdowns.
- Prior to his time with Wisconsin, he served as WRs coach for the Green Bay Packers in 2019, developing Pro Bowl pick Davante Adams, who set the franchise playoff record with his 160-yard, two-touchdown performance against Seattle in the NFC Divisional Round.
- He also mentored All-Americans and Biletnikoff Award finalists Rashard Higgins and Michael Gallup during his seven seasons at Colorado State.
- Whitted played in 122 NFL games with 24 starts, playing in two AFC Championships and Super Bowl XXXVII after being a two-sport athlete at North Carolina State. He was a return specialist for the football team and was a two-time All-American and five-time ACC champion on the track.
- Whitted finished sixth in the 200 meters at the 1996 U.S. Olympic Trials, competing in the final with U.S. greats Carl Lewis and Michael Johnson, who set a world record in the race.

## BIG PLAY VELE

After starting his career at Utah in 2019 as a walk-on, Devaughn Vele has turned into one of the most dangerous weapons in the Pac-12. He has played in 37 career games with 19 starts at Utah, entering the season with 1,096 receiving yards on 80 catches (13.7 ypc) and six touchdowns.

- Known for his go up and get it skills, Vele earned All-Pac-12 in 2022 as an honorable mention pick, ranking second on the team in receptions (55) with 695 receiving yards (5 TDs). He was also Utah's primary punt returner with 26 returns for 246 yards.
- He caught at least three passes in 10 of Utah's 14 games in 2022.
- He notched his first-career 100-yard receiving game in the Rose Bowl last season, finishing with 100 yards on five catches vs. Penn State.
- He also had a career-high seven receptions for 94 yards and a touchdowns against Oregon State in 2022.



0

## MIKEY MATTHEWS

WR | 5-8, 180 | FR  
IRVINE, CALIF. (MISSION VIEJO)

## Career Highs

Receptions.....--  
Receiving Yards.....--  
Long Reception.....--  
Receiving TDs.....--

## 2023 Season Highs

Carries.....--  
Rush Yards.....--  
Long Rush.....--  
Rush TDs.....--

- Four-star recruit, earning a spot in the Under Armour All-America game out of HS.
- Three-time South Coast League MVP.
- Finished his HS career with 2,402 receiving yards (177 catches) and 28 touchdowns.
- Also played rugby.
- Brother, Aaron, plays professional rugby for Nola Gold.



4

## MUNIR MCCLAIN

WR | 6-4, 217 | JR  
ATLANTA, GA. (USC)

## Career Highs

Receptions.....2 vs. Stanford\* (2019)  
Receiving Yards.....12 vs. Oregon St. (2022)  
Long Reception.....12 vs. Oregon St. (2022)  
Receiving TDs.....--

## 2023 Season Highs

Receptions.....--  
Receiving Yards.....--  
Long Reception.....--  
Receiving TDs.....--

## McClain Career Receiving

Year	GP	Rec	Yds	TD	Long	Avg/C	Avg/G
2019*	5	3	19	0	9	6.3	3.8
2021	2	0	0	0	0	0.0	0.0
2022	9	2	18	0	12	9.0	2.0
<b>TOTAL</b>	<b>16</b>	<b>5</b>	<b>37</b>	<b>0</b>	<b>12</b>	<b>7.4</b>	<b>2.3</b>

\*at USC

- 16 career games in Power Five football, including 11 at Utah with one start against Oregon State in 2022.
- Was a two-sport athlete out of JSerra Catholic HS, playing both basketball and football.
- Grandfather, Lawrence, played basketball at UNLV and then was an all-conference player on the 1977 Texas Southern team that won the NAIA Championship.



5

## MYCAH PITTMAN

WR | 6-0, 214 | SR  
TAMPA, FLA. (FLORIDA STATE)

## Career Highs

Receptions.....5 (2x), Last vs. Wake Forest\*\* (2022)  
Receiving Yards.....85 vs. Wake Forest\*\* (2022)  
Long Reception.....66 at Stanford\* (2021)  
Receiving TDs.....2 vs. Wake Forest\*\* (2022)

## 2023 Season Highs

Receptions.....--  
Receiving Yards.....--  
Long Reception.....--  
Receiving TDs.....--

## Pittman Career Receiving

Year	GP	Rec	Yds	TD	Long	Avg/C	Avg/G
2019*	7	18	227	2	39	12.6	32.4
2020*	5	8	123	0	44	15.4	24.6
2021*	10	12	197	0	66	16.4	19.7
2022**	13	32	330	3	25	10.3	25.4
<b>TOTAL</b>	<b>35</b>	<b>70</b>	<b>877</b>	<b>5</b>	<b>66</b>	<b>12.5</b>	<b>25.1</b>

\*at Oregon / \*\*at Florida State

- Has played in 35 career games in Power Five football including in 22 at Oregon from 2019-21 and 13 at Florida State in 2022.
- Earned All-ACC honorable mention last season as a specialist, ranking second in the ACC and 15th nationally in yards per punt return (9.4).
- Was a four-star recruit out of HS, ranking as the No. 13 wide receiver nationally.
- Father, Michael, had an 11-year NFL career and was a part of the Super Bowl XXXVII champion Tampa Bay Buccaneers.
- Brother, Michael Jr., is a wide receiver for the Indianapolis Colts.



## WIDE RECEIVER NOTES

**10 MONEY PARKS**WR | 5-10, 175 | JR  
ALEDO, TEXAS (ALEDO)**Career Highs**

Receptions.....4 (2x), Last vs. USC (2022, P12CG)  
 Receiving Yards.....88 vs. USC (2022, P12CG)  
 Long Reception.....57 vs. USC (2022, P12CG)  
 Receiving TDs.....1 (3x), Last vs. USC (P12CG)

**2023 Season Highs**

Receptions.....--  
 Receiving Yards.....--  
 Long Reception.....--  
 Receiving TDs.....--

**Parks Career Receiving**

Year	GP	Rec	Yds	TD	Long	Avg/C	Avg/G
2021	12	1	12	1	12	12.0	1.0
2022	14	26	414	2	57	15.9	29.6
<b>TOTAL</b>	<b>26</b>	<b>27</b>	<b>426</b>	<b>3</b>	<b>57</b>	<b>15.8</b>	<b>16.4</b>

- 26 career games with three starts at Utah.
- Finished third on the team in total receiving yards in 2022.
- Only had one career catch entering the 2022 season.
- Has caught at least one pass in 11 straight games.
- Full first name is Monterren.

**17 DEVAUGHN VELE**WR | 6-5, 210 | JR  
SAN DIEGO, CALIF. (RANCHO BERNARDO)**Career Highs**

Receptions.....7 vs. Oregon State (2022)  
 Receiving Yards.....100 vs. Penn State (2022)  
 Long Reception.....47 vs. Penn State (2022)  
 Receiving TDs.....2 vs. San Diego St. (2022)

**2023 Season Highs**

Receptions.....--  
 Receiving Yards.....--  
 Long Reception.....--  
 Receiving TDs.....--

**Vele Career Receiving**

Year	GP	Rec	Yds	TD	Long	Avg/C	Avg/G
2019	4	0	0	0	0	0.0	0.0
2020	5	2	12	0	9	6.0	2.4
2021	14	23	389	1	45	16.9	27.8
2022	14	55	695	5	47	12.6	49.6
<b>TOTAL</b>	<b>37</b>	<b>80</b>	<b>1096</b>	<b>6</b>	<b>47</b>	<b>13.7</b>	<b>29.6</b>

- 37 career games with 19 starts at Utah.
- Earned All-Pac-12 honorable mention in 2022.
- Began his career as a walk-on in 2019 before being awarded a scholarship in 2020.
- Led all Utah WRs in 2022 in receptions (55) and yards (695).
- Caught at least three passes in 10 of Utah's 14 games in 2022.
- Broke the 1,000 career receiving mark with his first 100-yard receiving game vs. Penn State last season.
- Served a church mission in Samoa.
- Enjoys fishing.

**18 EMERY SIMMONS**WR | 6-1, 182 | SR  
PARKTON, N.C. (INDIANA)**Career Highs**

Receptions.....7 vs. Michigan\*\* (2022)  
 Receiving Yards.....110 at Georgia Tech\* (2021)  
 Long Reception.....63 vs. Georgia Tech\* (2021)  
 Receiving TDs.....1 (4x) at Nebraska\*\* (2022)

**2023 Season Highs**

Receptions.....--  
 Receiving Yards.....--  
 Long Reception.....--  
 Receiving TDs.....--

**Simmons Career Receiving**

Year	GP	Rec	Yds	TD	Long	Avg/C	Avg/G
2019*	11	4	72	1	33	18.0	6.5
2020*	11	15	201	1	51	13.4	18.3
2021*	8	11	243	1	63	22.1	30.4
2022**	11	37	408	1	40	11.0	37.1
<b>TOTAL</b>	<b>41</b>	<b>67</b>	<b>924</b>	<b>4</b>	<b>63</b>	<b>13.8</b>	<b>22.5</b>

- Has 41 career games in Power Five football with 30 career games at North Carolina from 2019-21 and 11 games at Indiana in 2022 (20 total starts).
- One career 100-yard receiving games with 110 yards against Georgia Tech in 2021.
- Four-star recruit out of HS, rated the No. 13 recruit in the state of North Carolina.
- Was an all-state returner.

## DEFENSIVE &amp; DEFENSIVE LINE NOTES

## R.S.N.B.

A Salt Lake City native and Utah alumnus, defensive coordinator Morgan Scalley enters his 16th season on the Utes' coaching staff and eighth as defensive coordinator. One of the brightest minds in the business, Scalley has well-established the R.S.N.B. identity among his defense: relentless, smart, nasty, ballhawks.

- He continues to coach the safeties, a role he has held since first joining the coaching staff in 2008.
- In his seven prior seasons as coordinator, Utah has led the Pac-12 five times in rushing defense (2016, '18, '19, '20 and '21)—it includes ranking third in the nation in 2019 when Scalley was a Broyles Award finalist.
- The Utes have finished atop the conference both in sacks and tackles for loss in back-to-back years and three times under Scalley.
- Scalley has sent 29 protégés to the NFL, highlighted most recently by unanimous All-American and 2023 first-round NFL draft pick Clark Phillips III, as well as another first rounder the year prior in linebacker Devin Lloyd. Across the entire defense, he has coached 10 All-Americans, 17 First Team All-Conference picks and four Freshmen All-Americans.
- He is a renowned recruiter and helped Utah's incoming 2023 class earn a No. 21 national rank from 247Sports.
- As a player, Scalley came to the Utes out of nearby Highland High School—which sits less than four miles from Rice-Eccles Stadium. He arrived on the scene in 2001 and went on to captain the 2004 squad, earn All-America and Mountain West Defensive Player of the Year and guide the Utes to an undefeated season and Fiesta Bowl victory as a senior.
- Last year's Rose Bowl Game marked the fourth time that Scalley was part of what now comprises the New Year's Six: he had three tackles in Utah's 2005 Fiesta Bowl win over Pittsburgh, the 2009 Sugar Bowl win over Alabama capped his first season as safeties coach, and he was on the sidelines for both of the Utes' Rose Bowl appearances.

## GUARDING AGAINST THE GROUND GAME

One of the greatest displays of R.S.N.B. football came throughout Utah's back-to-back Pac-12 Championship seasons of 2021 and '22, when the defense has averaged 338.8 yards allowed per game. It led the Pac-12 and ranked 14th among Power Five programs during the two-year span—just the latest measure of success for one of the nation's grittiest groups.

- Utah has finished in the top-half of the Pac-12 in total defense six times in the past eight seasons, ranking second nationally and first in the league in 2019. The team averaged 334.1 yards against in 2022—ranking second in the Pac-12 and No. 18 among the Power Five.
- In particular, the Utes have been tough to solve on the ground under Scalley's direction. Since he took on coordinator duties in 2016, the Utes have allowed 111.8 rushing yards per game and 86 touchdowns. Both are the best marks in the Pac-12 dating back to 2016, ranking fifth and sixth, respectively, among all Power

Five programs.

- In 2022 Utah kept seven different opponents under 100 rushing yards, including holding USC to just 56 in the Pac-12 Championship Game. It was the most in the Pac-12 and tied for sixth-most in the Power Five (Georgia led with 12).
- In Utah's 86 games since 2016, the Utes have a Pac-12-leading 43 performances allowing 100 yards or less on the ground—it is 11 more than the next-closest program (Washington has 32). The Utes are 35-8 in those games, with wins in 13 of the last 14.
- Under Scalley, the Utes have led the Pac-12 in rushing defense five times (2016, '18, '19 '20 and '21) and placed second in the league during '22. Nationally, the squad tabbed third in 2019 and fifth in 2018.

## YOUNG GUYS GOT IT DONE

En route to its second straight Pac-12 title and Rose Bowl appearance, Utah received large contributions from underclassmen at every level of the defense during 2022; in turn it now gives the Utes one of the more experienced groups in the Pac-12 entering 2023.

- Of Utah's 154 defensive starts last season, freshmen or sophomores on the team accounted for 107 of them (69%). Players accounting for 85 of those 107 underclassmen starts are back on defense for the 2023 season.
- Defensive tackle Junior Tafuna, selected to three preseason watch lists, has started 25 consecutive games dating back to his freshman season and has reeled in All-Conference laurels in both of his two prior years at Utah. He was named Pac-12 Freshman Defensive Player of the Year in 2021.
- Butkus Award Watch List honoree Karene Reid led the linebacker room last season with 72 tackles (9.5 TFL, 5.0 sacks). He started 20 games over his first two seasons in a Utah uniform, including all 14 as a sophomore in 2022.
- Safety Cole Bishop was placed on the preseason watch lists both for the Chuck Bednarik and Jim Thorpe awards. He led the team with 83 tackles and paced the secondary with six TFL a year ago.
- The Utes also welcome back linebacker Sione Fotu and safety Nate Ritchie, both with freshman eligibility. Fotu and Ritchie each anchored their respective position groups during the pandemic-shortened season of 2020 before departing on church missions.

## LEADING THE GUYS UP FRONT

For the second year in a row, the Utah defensive line will be mentored by a pair of program alumni in defensive tackles coach Luther Elliss and defensive ends coach Lewis Powell. Elliss is in his second season with the program and played for the Utes from 1991-94, while Powell enters year nine on the coaching staff after donning the Utah uniform from 2001-03.

- Powell has coached five first team All-Pac-12 players and sent eight Utes to the NFL, including five draft picks. Three more of his alumni of the defensive ends room signed with NFL teams as undrafted free agents.

- Elliss returned to his alma mater after five seasons on the coaching staff at Idaho, where his defensive linemen earned seven All-Conference awards.
- Utah's reputation as one of the nation's top rushing defenses has been earned thanks in part to the defensive line. The Utes led the Pac-12 in TFL and sacks in their back-to-back Rose Bowl seasons. Both TFL totals (98 in 2021, 90 in 2022) have ranked among the top-nine in program history for a single season.
- Powell was the 2003 Liberty Bowl Defensive Player of the Game in a 17-0 Utah victory over Southern Miss, capping off a 10-2 season for the Utes.
- Elliss, the 1994 WAC Defensive Player of the Year, was a consensus All-American in his final season before being selected 20th overall in the 1995 NFL Draft and enjoyed a 10-year playing career. As a Ute, he wore the same jersey—No. 83—that his son Jonah currently wears at defensive end.

## SACK LAKE CITY

Depth, speed and size among returners will be key for the Utah defensive line, led in the middle by tackle Junior Tafuna and bolstered off the edge by ends Jonah Elliss, Van Fillinger and Connor O'Toole.

- A testament to that depth, nine different defensive linemen had at least one sack for Utah in 2022. Players accounting for nearly 75 percent of the line's TFL total return in '23.
- Tafuna was named to the preseason watch lists for the Bronko Nagurski Trophy, Lombardi Award and Outland Trophy. A two-time Pac-12 All-Conference pick and 2021 Pac-12 Freshman Defensive Player of the Year, Tafuna has started 25 straight games and played in 27 contests as a Ute entering his junior season. Injuries thrust him into action during Week 3 of the 2021 season; he has been a constant at left tackle since that point.
- Sophomore Simote Pepa turned in an outstanding freshman season in 2022, capped with Freshman All-American and Pac-12 All-Conference accolades. Pepa played in all 14 games a year ago and grew his presence as the season went on, contributing 5.5 tackles for loss in the final five games of the year.
- A converted wide receiver, O'Toole earned five starts at left end a year ago and led the entire defensive line with 41 tackles. His first game on the defensive side of the ball came in the 2022 season opener at Florida, where he provided seven stops.
- Elliss, who began his Utah career as a linebacker, also made the move to defensive end in 2022 and made eight starts. The Pac-12 All-Conference Honorable Mention pick had 6.0 TFL, tied with Pepa for the most of Utah's returning defensive linemen.
- Fillinger (27 GP, 19 GS) returns to the team after suffering a season-ending injury eight games into the 2022 campaign. Earning consistent time on the field to that point, he led the Utes at the time of his injury with 5.0 sacks. He led all freshmen in the Pac-12 in sacks (5.5) in 2021, bursting on the scene with a three-sack outing in Utah's win over Washington State. It made Fillinger the first freshman in program history to have 3.0 sacks in a game.

## DEFENSIVE LINE NOTES



**0** **LOGAN FANO**  
DE | 6-4, 246 | FR  
SPANISH FORK, UTAH (BYU)


## Career Highs

Tackles.....--  
TFL.....--  
Sacks.....--  
Pass Breakups.....--

## 2023 Season Highs

Tackles.....--  
TFL.....--  
Sacks.....--  
Pass Breakups.....--

- Transferred to Utah after sitting out the 2022 season at BYU due to injury.
- Four-star recruit out of Timpview HS.
- Two-time all-state, all-region and all-valley selection.
- Named a Polynesian Bowl All-American.
- Brother, Spencer, is a freshman offensive tackle for the Utes.
- Sister, Shalyn, plays basketball at Utah Valley.



**7** **VAN FILLINGER**  
DE | 6-4, 260 | JR  
DRAPER, UTAH (CORNER CANYON)

## Career Highs

Tackles.....7 vs. Oregon (2021)  
TFL.....3.0 vs. Washington St. (2021)  
Sacks.....3.0 vs. Washington St. (2021)  
Pass Breakups.....--

## 2023 Season Highs

Tackles.....--  
TFL.....--  
Sacks.....--  
Pass Breakups.....--

## Fillinger Career Defense

Year	GP	UA	Ast	Tot	TFL	Sacks	Int	PD	FF	FR	Blk
2020	5	2	1	3	0.0	0.0	0	0	0	0	0
2021	14	25	16	41	9.5	5.5	0	0	0	0	0
2022	8	10	8	18	5.0	5.0	0	0	1	0	0
<b>TOTAL</b>	<b>27</b>	<b>37</b>	<b>25</b>	<b>62</b>	<b>14.5</b>	<b>10.5</b>	<b>0</b>	<b>0</b>	<b>1</b>	<b>0</b>	<b>0</b>

- 27 career games at Utah with 19 starts.
- Was leading the team in sacks (5.0) through eight games prior to his season ending injury in 2022.
- Led all Pac-12 freshmen in 2021 in sacks with 5.5.
- Four-star recruit out of HS, rated the No. 11 strong side DE in the country.
- His high school went 37-1 with Fillinger on the field.
- Enjoys wearing crocs.



**57** **KEANU TANUVASA**  
DE | 6-4, 295 | R-FR  
MISSION VIEJO, CALIF. (MISSION VIEJO)

## Career Highs

Tackles.....3 vs. Southern Utah (2022)  
TFL.....1.0 vs. Stanford (2022)  
Sacks.....1.0 vs. Stanford (2022)  
Pass Breakups.....1 vs. Arizona (2022)

## 2023 Season Highs

Tackles.....--  
TFL.....--  
Sacks.....--  
Pass Breakups.....--

## Tanuvasa Career Defense

Year	GP	UA	Ast	Tot	TFL	Sacks	Int	PD	FF	FR	Blk
2022	4	3	3	6	1.5	1.0	0	1	0	0	0
<b>TOTAL</b>	<b>4</b>	<b>3</b>	<b>3</b>	<b>6</b>	<b>1.5</b>	<b>1.0</b>	<b>0</b>	<b>1</b>	<b>0</b>	<b>0</b>	<b>0</b>

- Played in four games in 2022 as a true freshman.
- Three-star recruit, originally signed with Utah in 2019 before leaving on a church mission.
- Two-time all-league.
- Also played basketball in high school.



**58** **JUNIOR TAFUNA**  
DT | 6-3, 310 | JR  
TAYLORSVILLE, UTAH (BINGHAM)

## Career Highs

Tackles.....9 at Arizona (2021)  
TFL.....1.5 (2x), Last vs. Oregon (2021)  
Sacks.....1.5 vs. Oregon (2021)  
Pass Breakups.....1 (2x), Last at Oregon (2022)

## 2023 Season Highs


Tackles.....--  
TFL.....--  
Sacks.....--  
Pass Breakups.....--

## Tafuna Career Defense

Year	GP	UA	Ast	Tot	TFL	Sacks	Int	PD	FF	FR	Blk
2021	13	22	11	33	5.5	4.5	0	1	0	1	0
2022	14	15	12	27	3.5	1.0	1	2	0	0	0
<b>TOTAL</b>	<b>27</b>	<b>37</b>	<b>23</b>	<b>60</b>	<b>9.0</b>	<b>5.5</b>	<b>1</b>	<b>3</b>	<b>0</b>	<b>1</b>	<b>0</b>

- 27 career games played at Utah with 25 consecutive starts.
- 2022 All-Pac-12 selection after earning 2021 Pac-12 Freshman Defensive Player of the Year.
- Recorded his first career interception against Southern Utah in 2022.
- First fumble recovery of his collegiate career was against Oregon State in 2021.
- Three-star recruit out of HS, rated the No. 7 recruit in the state of Utah.

- Has four siblings.
- Served a church mission in Praia, Cape Verde.



**77** **SIMOTE PEPA**  
DT | 6-3, 330 | SO  
SOUTH JORDAN, UTAH (BINGHAM)

## Career Highs

Tackles.....6 vs. Stanford (2022)  
TFL.....3.0 vs. Stanford (2022)  
Sacks.....2.0 vs. Stanford (2022)  
Pass Breakups.....1 (2x), Last vs. USC (2022)

## 2023 Season Highs

Tackles.....--  
TFL.....--  
Sacks.....--  
Pass Breakups.....--

## Pepa Career Defense

Year	GP	UA	Ast	Tot	TFL	Sacks	Int	PD	FF	FR	Blk
2021	4	0	0	0	0.0	0.0	0	0	0	0	0
2022	14	13	14	27	6.0	4.0	0	2	0	0	0
<b>TOTAL</b>	<b>18</b>	<b>13</b>	<b>14</b>	<b>27</b>	<b>6.0</b>	<b>4.0</b>	<b>0</b>	<b>2</b>	<b>0</b>	<b>0</b>	<b>0</b>

- Has played in 18 games at Utah with one start.
- Saw action in all 14 games last season, starting at Colorado.
- Earned 2022 CFN Freshman All-America and was AP Pac-12 All-Conference first-team.
- Recorded 5.5 of his 6.0 tackles for loss in the last five games, including his career-high 3.0 vs. Stanford.
- Was rated the No. 6 player in Utah out of HS, earning Deseret News 6A MVP and Region 4 MVP in 2017.

## DEFENSIVE LINE NOTES



**81 CONNOR O'TOOLE**  
DE | 6-4, 251 | JR  
ALBUQUERQUE, N.M. (LA CUEVA)

## Career Highs

Tackles.....7 at Florida (2022)  
TFL.....1.5 vs. USC (2022, P12CG)  
Sacks.....1.0 vs. USC (2022, P12CG)  
Pass Breakups.....1 at Colorado (2022)

## 2023 Season Highs

Tackles.....--  
TFL.....--  
Sacks.....--  
Pass Breakups.....--

## O'Toole Career Defense

Year	GP	UA	Ast	Tot	TFL	Sacks	Int	PD	FF	FR	Blk
2021	14	5	5	10	0.0	0.0	0	0	0	0	0
2022	14	22	19	41	4.0	1.5	0	1	0	1	0
<b>TOTAL</b>	<b>28</b>	<b>27</b>	<b>24</b>	<b>51</b>	<b>4.0</b>	<b>1.5</b>	<b>0</b>	<b>1</b>	<b>0</b>	<b>1</b>	<b>0</b>

- 28 career games played at Utah with five starts at defensive end.
- Began his career at Utah as a wide receiver in 2020 and 2021, making the switch to defensive end during the spring of 2022.
- At the start of the 2022 season, O'Toole weighed in at 210 pounds. Heading into 2023 for his second season on defense, he is now at 251.
- Led the defensive line in total tackles in his first season on defense in 2022, racking up 41 (4.0 TFL, 1.5 sacks).
- Was a three-star recruit out of HS, rated the No. 1 recruit in the state of New Mexico.
- Named the Albuquerque Journal Track Athlete of the Year in 2019 after qualifying for the state meet in five events, winning the 300-meter hurdles.



**83 JONAH ELLISS**  
DE | 6-2, 246 | JR  
MOSCOW, IDAHO (MOSCOW SENIOR)

## Career Highs

Tackles.....4 (2x), Last vs. Stanford (2022)  
TFL.....2.0 vs. Southern Utah (2022)  
Sacks.....1.5 vs. Stanford (2022)  
Pass Breakups.....--

## 2023 Season Highs

Tackles.....--  
TFL.....--  
Sacks.....--  
Pass Breakups.....--

## Elliss Career Defense

Year	GP	UA	Ast	Tot	TFL	Sacks	Int	PD	FF	FR	Blk
2021	14	9	6	15	1.0	1.0	0	0	0	2	0
2022	11	15	11	26	6.0	3.0	0	0	2	2	0
<b>TOTAL</b>	<b>25</b>	<b>24</b>	<b>17</b>	<b>41</b>	<b>7.0</b>	<b>4.0</b>	<b>0</b>	<b>0</b>	<b>2</b>	<b>4</b>	<b>0</b>

- 25 career games played with eight starts, all at defensive end in 2022.
- Made the official switch from linebacker to defensive end in the spring of 2022.
- Earned All-Pac-12 honorable mention last season.
- His 6.0 tackles for loss in 2022 ranked second on the team.
- Tied for the team lead in both forced fumbles (2) and recoveries (2).
- Rated the No. 1 recruit in the state of Idaho out of HS.
- Father is current defensive tackles coach Luther Elliss, who was a first-team All-American and All-Conference selection at Utah from 1991-94. He went on to play in the NFL for 10 years.



**99 TEVITA FOTU**  
DT | 6-5, 300 | R-SO  
HERRIMAN, UTAH (SNOW COLLEGE)

## Career Highs

Tackles.....--  
TFL.....--  
Sacks.....--  
Pass Breakups.....--

## 2023 Season Highs

Tackles.....--  
TFL.....--  
Sacks.....--  
Pass Breakups.....--

- Will be looking to make his first appearance for the Utes in 2023 after transferring from Snow College in 2019.
- Rated the No. 27 overall recruit in the state of Utah out of HS.
- Brother, Leki, was a All-America DT for Utah and is now in the NFL.



## LINEBACKER NOTES

## LINEBACKERS AND LASSOS

Now in his fifth season on the Utah coaching staff, linebackers coach Colton Swan has guided his group as one of the most productive in the Pac-12 with seven First Team All-Conference selections and three Utah proteges in the NFL.

- He helped Devin Lloyd become a finalist for the Butkus Award both in 2020 and '21, with Lloyd ultimately being selected by the Jacksonville Jaguars with the 27th pick in the 2022 NFL Draft. A consensus All-American, Lloyd enters his second season with the Jaguars in 2023. Francis Bernard and Nephi Sewell (who played alongside Lloyd at Utah) each signed free agent contracts after being tutored by Swan.
- Tasked with replacing an NFL pair of linebackers in Lloyd and Sewell, Swan's room contributed 32.5 tackles for loss last season—it was part of a Pac-12-leading 90 for the team which ranked ninth in program history.
- A man of many talents, Swan initially attended Weber State on a rodeo scholarship before walking on to the football team and transforming into an All-Big Sky linebacker. Nevertheless, Swan maintains a passion for the sport of rodeo to this day and occasionally competes during the football offseason.

## BACKERS BACK, ALRIGHT

Utah natives Lander Barton and Karene Reid will lead the linebacker room this season after a 2022 campaign where Barton was lauded as a Freshman All-American, while Reid is projected to see significant time as a Butkus Award Watch List honoree.

- Barton, the 2022 Pac-12 Freshman Defensive Player of the Year, appeared in all 14 games and made three starts along the way. His 46 tackles, eight TFL and 4.5 sacks all led freshmen on the team, thanks in part to eight games with four-plus stops.
- Barton's brothers, Cody (Washington) and Jackson (Arizona), each enter their fifth NFL season in 2023 after standout careers at Utah. His sister, Dani, was a four-time All-American for Utah Volleyball while his mother, Mikki, was a two-sport All-American at Utah in basketball and volleyball as a Crimson Club Hall of Fame inductee. His father, Paul, also played football and baseball at the U.
- As a starter at the rover position in all 14 games, Reid led the linebacker room last season with 72 tackles (9.5 TFL, 5.0 sacks). In his 24 career games at Utah, Reid has put together four performances with nine or more tackles.
- Though Reid's brother, Gabe, has finished his collegiate playing career, another Stanford transfer has joined the Utes in line-backer Levani Damuni. He arrives in Salt Lake City after playing in 31 games (15 starts) with the Cardinal and serving as a team captain in 2022. Damuni grew up in Providence, Utah, and was a four-star recruit out of Ridgeline HS.
- Returned missionary Sione Fotu is back with the Utes for 2023, after playing in all five games during the pandemic-shortened 2020 season. Fotu, fellow returners Hayden Furey and Justin Medlock, plus newcomer Owen Chambliss, are among additional talent in the room.



3

LEVANI DAMUNI

LB | 6-2, 241 | JR  
PROVIDENCE, UTAH (STANFORD)

## Career Highs

Tackles.....12 (5x), Last at Utah\* (2022)  
TFL.....2.0 at Washington St.\* (2021)  
Sacks.....1.0 (3x), Last at UCLA\* (2022)  
Pass Breakups.....1 vs. Colgate\* (2022)

## 2023 Season Highs

Tackles.....--  
TFL.....--  
Sacks.....--  
Pass Breakups.....--

## Damuni Career Defense

Year	GP	UA	Ast	Tot	TFL	Sacks	Int	PD	FF	FR	Blk
2019*	1	1	0	1	0.0	0.0	0	0	0	0	0
2020*	6	18	24	42	0.5	0.0	1	1	0	1	0
2021*	12	49	39	88	5.0	2.0	0	0	0	0	0
2022*	12	31	45	76	3.5	1.0	1	2	2	0	0
<b>TOTAL</b>	<b>31</b>	<b>99</b>	<b>108</b>	<b>207</b>	<b>9.0</b>	<b>3.0</b>	<b>2</b>	<b>3</b>	<b>2</b>	<b>1</b>	<b>0</b>

\*at Stanford

- Has played in 31 career games in Power Five football with 15 starts, all at Stanford from 2019-22.
- Brings 207 career tackles (9.0 TFL, 3.0 sacks) with him to Utah.
- Was a team captain for the Cardinal in 2022.
- Earned All-Pac-12 honorable mention in 2022.
- Led Stanford in tackles in 2022, recording 76.
- Was a four-star recruit out of Ridgeline HS in Utah, rated the No. 5 recruit in the state of Utah.
- Served a church mission in New Zealand.
- Father played football at Utah State and is now an Assistant AD for Football Operations at his alma mater.



6

JUSTIN MEDLOCK

LB | 6-0, 220 | R-FR  
MISSOURI CITY, TEXAS (MANVEL)

## Career Highs

Tackles.....1 (2x), Last vs. Penn State (2022)  
TFL.....--  
Sacks.....--  
Pass Breakups.....--

## 2023 Season Highs

Tackles.....--  
TFL.....--  
Sacks.....--  
Pass Breakups.....--

## Damuni Career Defense

Year	GP	UA	Ast	Tot	TFL	Sacks	Int	PD	FF	FR	Blk
2022	5	2	0	2	0.0	0.0	0	0	0	0	0
<b>TOTAL</b>	<b>5</b>	<b>2</b>	<b>0</b>	<b>2</b>	<b>0.0</b>	<b>0.0</b>	<b>0</b>	<b>0</b>	<b>0</b>	<b>0</b>	<b>0</b>

- Played in five games as a true freshman in 2022.
- Three-star recruit out of Manvel HS.
- Brother, Jayce, played tight end at UConn from 2019-21.
- Father, Jason, was a linebacker at Texas A&M.



12

SIONE FOTU

LB | 6-0, 226 | FR  
WEST JORDAN, UTAH (BINGHAM)

## Career Highs

Tackles.....4 vs. USC (2020)  
TFL.....--  
Sacks.....--  
Pass Breakups.....1 vs. USC (2020)

## 2023 Season Highs

Tackles.....--  
TFL.....--  
Sacks.....--  
Pass Breakups.....--

## Fotu Career Defense

Year	GP	UA	Ast	Tot	TFL	Sacks	Int	PD	FF	FR	Blk
2020	5	7	6	13	0.0	0.0	0	1	0	0	0
<b>TOTAL</b>	<b>5</b>	<b>7</b>	<b>6</b>	<b>13</b>	<b>0.0</b>	<b>0.0</b>	<b>0</b>	<b>1</b>	<b>0</b>	<b>0</b>	<b>0</b>

- Played in all five games in 2020, starting in three prior to leaving on his two-year church mission.
- Three-star recruit out of HS, rated the No. 7 recruit in the state of Utah.
- First-team all-state selection, also earning a spot in the 2020 Polynesian Bowl.
- Has seven siblings.



14

JOSH CALVERT

LB | 6-2, 223 | JR  
WESTLAKE VILLAGE, CALIF. (WASHINGTON)

## Career Highs

Tackles.....--  
TFL.....--  
Sacks.....--  
Pass Breakups.....--

## 2023 Season Highs

Tackles.....--  
TFL.....--  
Sacks.....--  
Pass Breakups.....--

- Has played in two games at Utah after transferring from Washington in 2021.
- Rated the No. 15 inside linebacker nationally out of HS.
- Played quarterback, linebacker and safety in high school.
- LA Daily News Area Player of the Year in 2018.
- Brother, Bo, played football at UCLA from 2018-21.

LINEBACKER NOTES



20

**LANDER BARTON**  
 LB | 6-4, 242 | SO  
 COTTONWOOD HEIGHTS, UTAH (BRIGHTON)

Career Highs

Tackles.....6 vs. USC (2022, P12CG)  
 TFL.....3.0 vs. Penn State (2022)  
 Sacks.....1.0 (4x), Last vs. Penn State (2022)  
 Pass Breakups.....1 vs. USC (2022, P12CG)

2023 Season Highs

Tackles.....--  
 TFL.....--  
 Sacks.....--  
 Pass Breakups.....--

Barton Career Defense

Year	GP	UA	Ast	Tot	TFL	Sacks	Int	PD	FF	FR	Blk
2020	14	26	20	46	8.0	4.5	0	1	1	1	0
<b>TOTAL</b>	<b>14</b>	<b>26</b>	<b>20</b>	<b>46</b>	<b>8.0</b>	<b>4.5</b>	<b>0</b>	<b>1</b>	<b>1</b>	<b>1</b>	<b>0</b>

- Played in all 14 games in 2022 with three starts.
- 2022 Pac-12 Freshman Defensive Player of the Year.
- 2022 CFN Freshman All-America.
- Led all freshmen on the team in total tackles (46), tackles for loss (8.0) and sacks (4.5).
- Had eight games last season with four-or-more tackles.
- Was a four-star recruit out of HS, rated the No. 2 recruit in the state of Utah and the No. 17 linebacker nationally.
- Earned HS All-America and was a two-time all-state selection.
- Also played basketball in high school, averaging 19.0 points and 1.3 steals per game to earn all-state honors.
- Mother is a member of the Utah Crimson Club Hall of Fame as an All-American in both basketball and volleyball. Father played football and baseball at Utah. Brothers, Cody and Jackson, both were all-conference performers for Utah Football and are both playing in the NFL. Sister, Dani, was an All-American and school record holder for Utah Volleyball.



21

**KARENE REID**  
 LB | 6-0, 227 | JR  
 AMERICAN FORK, UTAH (TIMPVUE)

Career Highs

Tackles.....15 vs. Washington St. (2021)  
 TFL.....2.0 vs. Penn State (2022)  
 Sacks.....1.0 (5x), Last vs. Penn State (2022)  
 Pass Breakups.....2 vs. Southern Utah (2022)

2023 Season Highs

Tackles.....--  
 TFL.....--  
 Sacks.....--  
 Pass Breakups.....--

Reid Career Defense

Year	GP	UA	Ast	Tot	TFL	Sacks	Int	PD	FF	FR	Blk
2021	10	22	23	45	2.0	1.0	1	3	0	0	0
2022	14	34	38	72	9.5	5.0	1	4	1	1	0
<b>TOTAL</b>	<b>24</b>	<b>56</b>	<b>61</b>	<b>117</b>	<b>11.5</b>	<b>6.0</b>	<b>2</b>	<b>7</b>	<b>1</b>	<b>1</b>	<b>0</b>

- Has played in 24 games with 20 starts.
- Began his career at Utah as a walk-on in 2021, earning a scholarship halfway through the season.
- Earned All-Pac-12 last season after leading the Utah linebackers in total tackles (72).
- Has two 10+ tackle games in his career (10 at Arizona State, 2022; 15 vs. Washington State, 2021).
- Was a three-star recruit out of HS, originally signing with Utah State in 2018 prior to his church mission.
- Father played football at BYU from 1994-97, playing in the NFL for three seasons.
- Is married to Addison Reid.

SAFETY NOTES

SAFETY DANCE

Cole Bishop headlines an experienced safety group composed of both youth and returners. Alongside the Georgia native, Sione Vaki projects to be in the mix after entering the starting lineup midway through last season, while Nate Ritchie has returned from a church mission.

- Three different 2023 preseason watch lists include Bishop in the Bednarik Award, Bronko Nagurski Trophy and Jim Thorpe Award. His 83 tackles a year ago led Utah and Bishop's six TFL were the most in the secondary.
- After signing with the Utes sight unseen due to the pandemic, Bishop has since appeared in 24 games with 19 starts and been voted a captain by his teammates. The preseason All-American finished last season with 5.7 tackles per game in his career, ranking second among Pac-12 active defensive backs.
- Vaki saw action in all 14 games last year, with a breakout night in his first career start at Washington State. He made a career-best nine tackles in that win over the Cougars, including a pair on third down. He started five of the final seven games, capping it off in the Rose Bowl with a team-leading eight stops.
- Before departing on his mission, Ritchie started at strong safety in all five games in 2020. His 28 total tackles that year were the most in the secondary.



8

**COLE BISHOP**  
S | 6-2, 207 | JR  
PEACHTREE CITY, GA. (STARR'S MILL)

Career Highs

Tackles.....12 at Florida (2022)  
TFL.....3.0 at Arizona (2021)  
Sacks.....1.0 (4x), Last at Arizona State (2022)  
Pass Breakups.....2 vs. Oregon (2021)


2023 Season Highs

Tackles.....--  
TFL.....--  
Sacks.....--  
Pass Breakups.....--

Bishop Career Defense

Year	GP	UA	Ast	Tot	TFL	Sacks	Int	PD	FF	FR	Blk
2021	10	35	19	54	9.0	3.0	0	5	0	1	1
2022	14	47	36	83	6.0	1.5	1	4	0	1	0
TOTAL	24	82	55	137	15.0	4.5	1	9	0	2	1

- 24 career games at Utah with 19 starts.
- Two-time All-Pac-12 selection.
- Led the team in tackles in 2022 with 83.
- Also led all freshmen on the team in 2021 with 54 tackles.
- His career-high 12 stops at Florida to start 2022 was the most in a Utah season opener since 2015.
- Was a three-star recruit out of HS.
- Came to Utah sight unseen because of COVID.
- Loves Adam Sandler movies.



10

**JOHNATHAN HALL**  
S | 6-0, 217 | FR  
KATY, TEXAS (KATY)

Career Highs

Tackles.....--  
TFL.....--  
Sacks.....--  
Pass Breakups.....--

2023 Season Highs

Tackles.....--  
TFL.....--  
Sacks.....--  
Pass Breakups.....--

- Three-star recruit out of HS, earning 19-6A District Defensive Player of the Year.
- All-state first-team in 2022.
- Has three sisters.



28

**SIONE VAKI**  
S | 6-0, 208 | SO  
ANTIOCH, CALIF. (LIBERTY HS)

Career Highs

Tackles.....9 at Washington St. (2022)  
TFL.....2.0 at Colorado (2022)  
Sacks.....--  
Pass Breakups.....2 vs. USC (2022, P12CG)

2023 Season Highs

Tackles.....--  
TFL.....--  
Sacks.....--  
Pass Breakups.....--

Vaki Career Defense

Year	GP	UA	Ast	Tot	TFL	Sacks	Int	PD	FF	FR	Blk
2022	14	34	7	41	3.5	0.0	0	3	1	0	0
TOTAL	14	34	7	41	3.5	0.0	0	3	1	0	0

- Played in all 14 games with five starts as a true freshman in 2022.
- Breakout game in 2022 came against Washington State with a career-high nine stops.
- Was a three-star recruit out of Liberty HS in 2019 before leaving on a church mission.
- Bay Valley Athletic League MVP as a senior.
- Finished his senior year with 1,684 all-purpose yards as a wide receiver and a return specialist.



31

**NATE RITCHIE**  
S | 6-2, 205 | FR  
CEDAR HILLS, UTAH (LONE PEAK)

Career Highs

Tackles.....7 at Washington (2020)  
TFL.....1.0 (3x), Last vs. Washington St. (2020)  
Sacks.....1.0 at Colorado (2020)  
Pass Breakups.....1 vs. Washington St. (2020)

2023 Season Highs

Tackles.....--  
TFL.....--  
Sacks.....--  
Pass Breakups.....--

Ritchie Career Defense

Year	GP	UA	Ast	Tot	TFL	Sacks	Int	PD	FF	FR	Blk
2020	5	18	10	28	3.5	1.0	0	1	0	1	0
TOTAL	5	18	10	28	3.5	1.0	0	1	0	1	0

- Started in all five games in 2020 at strong safety prior to leaving on a two-year church mission.
- Led the secondary in 2020 with 28 total tackles.
- Three-star recruit out of HS, rated the No. 4 recruit in the state of Utah.
- Played on offense, defense and special teams in HS as a two-time all-state selection.
- Had 51 tackles and eight interceptions as a senior, also going 44-of-47 on PATs and 11-of-16 on field goals (career-long 51-yarder) along with 15 carries for 82 yards (4 TDs), three catches for 44 yards (1 TD) and 75 kick return yards.
- Father played football at BYU.

## CORNERBACK NOTES

## CORNERBACKS COACH SHARRIEFF SHAH

Over the years Sharrieff Shah has become synonymous with the Utah defense, first playing safety from 1990-93 and now entering his 12th season coaching the cornerbacks. Shah also begins his fifth year as special teams coordinator, previously serving as co-coordinator from 2016-18.

- Named by ESPN in 2014 as one of "10 coaches who adapt and thrive," Shah has developed five cornerback converts into NFL players. Ten of his players have been named Pac-12 All-Conference, highlighted by unanimous All-America choice and Jim Thorpe Award finalist Clark Phillips III in 2022.
- A four-year letterman and three-year starter, Shah served as a captain on then-head coach Ron McBride's squad. Shah was an All-WAC honorable mention pick in 1991 and '92 and starred in indoor track.
- After his playing career Shah took a unique path into coaching, serving as a practicing attorney, certified agent through the NFLPA and as the Utes' sideline reporter on radio and television during the team's Mountain West era.

## EXPERIENCE AROUND EVERY CORNER

Though the Utes will miss the on-field presence of Phillips, the cornerbacks room returns experience on both sides in JaTravis Broughton and Zemaiah Vaughn. Adding to the talent are Ole Miss transfer Miles Battle plus true freshmen four-star recruits CJ Blocker and Smith Snowden.

- Broughton returned to full action in 2022 after suffering a season-ending injury just two games into the 2021 season. He appeared in all 14 games with 11 starts, with his 46 tackles ranking third in the secondary. The 2020 Pac-12 All-Conference pick has played in 35 games as a Ute with 18 starts.
- Opposite him is the former walk-on Vaughn who has amassed 31 career games played. The Beaumont, Texas native started the final six contests last year, making a season-high four tackles in the Pac-12 Championship win over USC.
- Another Texas native, Miles Battle, brings experience to the group as a transfer out of Ole Miss. Originally out of Houston, Texas, the past Reese's Senior Bowl Watch List member played in 45 games with the Rebels from 2018-22; he racked up 61 tackles, two picks, a fumble recovery and 16 PBUs. He arrived in Oxford as a four-star wide receiver and switched to cornerback in 2020.
- Snowden grew up in nearby Lehi, Utah, and won a high school state championship in 2022 inside Rice-Eccles Stadium. The three-time All-State and All-Region selection was a four-star recruit and finished his high school career with 26 interceptions.



1

## MILES BATTLE

CB | 6-4, 205 | SR  
HOUSTON, TEXAS (OLE MISS)

## Career Highs

Tackles.....9 vs. Alabama\* (2022)  
TFL.....0.5 vs. Texas Tech\* (2022)  
Sacks.....--  
Pass Breakups.....2 (3x), Last at Tennessee\* (2021)

## 2023 Season Highs

Tackles.....--  
TFL.....--  
Sacks.....--  
Pass Breakups.....--

## Battle Career Defense

Year	GP	UA	Ast	Tot	TFL	Sacks	Int	PD	FF	FR	Blk
2018*	4	0	0	0	0.0	0.0	0	0	0	0	0
2019*	10	0	0	0	0.0	0.0	0	0	0	0	0
2020*	6	6	0	6	0.0	0.0	0	4	0	0	0
2021*	13	9	13	22	0.0	0.0	1	9	0	1	0
2022*	13	23	14	37	0.5	0.0	1	5	1	0	0
<b>TOTAL</b>	<b>46</b>	<b>38</b>	<b>27</b>	<b>65</b>	<b>0.5</b>	<b>0.0</b>	<b>2</b>	<b>18</b>	<b>1</b>	<b>1</b>	<b>0</b>

\*at Ole Miss

- Has played in 46 career games in Power Five football, all at Ole Miss from 2018-22.
- Made the switch from wide receiver to defensive back midway through the 2020 season.
- Recorded seven receptions for 60 yards prior to the switch.
- Was a four-star recruit out of HS as a three-time all-district selection.
- Finished his high school career with 2,036 receiving yards and 30 total touchdowns.



4

## JaTRAVIS BROUGHTON

CB | 5-11, 190 | SR  
TULSA, OKLA. (UNION)

## Career Highs

Tackles.....9 vs. Oregon State (2020)  
TFL.....1.0 (4x), Last vs. Arizona (2022)  
Sacks.....1.0 vs. Arizona (2022)  
Pass Breakups.....2 vs. Washington St. (2020)

## 2023 Season Highs

Tackles.....--  
TFL.....--  
Sacks.....--  
Pass Breakups.....--


## Broughton Career Defense

Year	GP	UA	Ast	Tot	TFL	Sacks	Int	PD	FF	FR	Blk
2019	14	7	1	8	0.0	0.0	1	1	0	0	0
2020	5	18	8	26	1.5	0.0	0	4	0	1	0
2021	2	7	2	9	1.0	0.0	0	2	0	0	0
2022	14	33	13	46	2.0	1.0	0	2	0	0	0
<b>TOTAL</b>	<b>35</b>	<b>65</b>	<b>24</b>	<b>89</b>	<b>4.5</b>	<b>1.0</b>	<b>1</b>	<b>9</b>	<b>0</b>	<b>1</b>	<b>0</b>

- 35 career games played at Utah with 18 starts.
- Earned All-Pac-12 as a sophomore in 2020.
- Played in all 14 games with 11 starts in 2022 after returning from a season-ending injury in 2021.
- Ranked third among the Utah secondary in total tackles last season with 46.
- Three-star recruit out of HS, helping his football and track teams to state titles during his career.
- Led Union to football state titles in 2016 and 2017 with the track team winning in 2017 as well.
- He won state titles in the 4X100, 4X200 and 4X400 relays.
- Also won the 400 meters and finished second in the 100 and 200 meters at the 2017 USAF National Youth Outdoor Championships.



CORNERBACK NOTES



5

**ZEMAIAH VAUGHN**  
 CB | 6-2, 185 | JR  
 BEAUMONT, TEXAS (BEAUMONT UNITED)

Career Highs

Tackles..... 5 (2x), Last vs. Oregon (2021)  
 TFL..... 1.5 at Stanford (2021)  
 Sacks..... 0.5 vs. Oregon (2021)  
 Pass Breakups..... 3 vs. Arizona (2022)

2023 Season Highs

Tackles.....--  
 TFL.....--  
 Sacks.....--  
 Pass Breakups.....--

Vaughn Career Defense

Year	GP	UA	Ast	Tot	TFL	Sacks	Int	PD	FF	FR	Blk
2020	4	1	0	1	0.0	0.0	1	1	0	0	0
2021	13	21	4	25	3.0	0.5	0	4	0	0	0
2022	14	19	6	25	1.0	0.0	0	9	1	1	0
<b>TOTAL</b>	<b>31</b>	<b>41</b>	<b>10</b>	<b>51</b>	<b>4.0</b>	<b>0.5</b>	<b>1</b>	<b>14</b>	<b>1</b>	<b>1</b>	<b>0</b>

- 31 career games played at Utah with 11 starts.
- Began his career as a walk-on in 2020, earning a scholarship in 2021.
- Had a team-high nine pass breakups in 2022.
- Played quarterback in high school, earning all-district.
- Led all QBs in 21-6A in rushing his senior year.
- Dislocated his femur his freshman year.
- Has seven siblings.



9

**ELIJAH DAVIS**  
 CB | 6-1, 175 | R-FR  
 BEAUMONT, TEXAS (BEAUMONT UNITED)

Career Highs

Tackles.....--  
 TFL.....--  
 Sacks.....--  
 Pass Breakups.....--

2023 Season Highs

Tackles.....--  
 TFL.....--  
 Sacks.....--  
 Pass Breakups.....--

- Played in three games as a true freshman in 2022.
- Three-star recruit out of HS.
- Also competed in track and field.



15

**TAO JOHNSON**  
 NB | 6-1, 192 | R-FR  
 IDAHO FALLS, IDAHO (THUNDER RIDGE)

Career Highs

Tackles.....--  
 TFL.....--  
 Sacks.....--  
 Pass Breakups.....--

2023 Season Highs

Tackles.....--  
 TFL.....--  
 Sacks.....--  
 Pass Breakups.....--

- Played in four games as a true freshman in 2022.
- Came to Utah as a wide receiver, but transitioned to defense prior to the Rose Bowl last year.
- Rated the No. 2 prospect in the state of Idaho out of HS.
- Played quarterback in high school.
- Varsity basketball player.



17

**SMITH SNOWDEN**  
 NB | 5-10, 180 | FR  
 LEHI, UTAH (SKYRIDGE)

Career Highs

Tackles.....--  
 TFL.....--  
 Sacks.....--  
 Pass Breakups.....--

2023 Season Highs

Tackles.....--  
 TFL.....--  
 Sacks.....--  
 Pass Breakups.....--

- Four-star recruit out of HS, rated the No. 4 recruit in Utah and the No. 30 defensive back nationally.
- 2022 Deseret News Mr. Football and MaxPreps Utah Football Player of the Year.
- Helped Skyridge to the 6A state championship in 2022.
- Ran a sub-11.00 in the 100 meters.

SPECIAL TEAMS NOTES

SPECIAL TEAMS

Utah has prided itself for years on developing high-caliber specialists, and this year the group welcomes back punter Jack Bouwmeester and snapper JT Greep, while adding Colorado transfer Cole Becker to take on primary kicking duties.

- Becker departed the Buffaloes ranking seventh in program history with 25 field goals made. He contributed 120 points (25 FG, 45 PAT) in his two seasons and became the 10th fastest player to score 100 points all-time at CU. He was 3-of-4 on field goals from 50-plus yards, including a career-long 56-yard make.
- Bouwmeester is the latest in a line of talented Australian punters to play at Utah. A native of Bendigo, Australia, and transfer out of Michigan State, Bouwmeester took on the primary punter role last season and averaged 39.2 yards on his 39 punts.
- During his two seasons at Utah, Greep has provided 195 snaps (56 punt, 24 FG, 115 PAT).

## THE LAST TIME ... (TEAM STATS)

**Scored 40 points**

Utah: Dec. 2, 2022 vs. USC (W, 47-24)

Opp: Oct. 15, 2022 vs. USC (W, 43-42)

**Scored 50 points**

Utah: Nov. 5, 2021 at Stanford (W, 52-7)

Opp: Nov. 8, 2014 vs. Oregon (L, 51-27)

**Scored 60 points**

Utah: Nov. 26, 2022 at Colorado (W, 63-21)

Opp: Nov. 3, 1990 at San Diego State (L, 66-14)

**Scored 70 points**

Utah: Sept. 10, 2022 vs. Southern Utah (W, 73-7)

Opp: Nov. 18, 1989 at BYU (L, 70-31)

**Rushed for 200 yards**

Utah: Dec. 2, 2022 vs. USC (223 yds)

Opp: Oct. 8, 2022 at UCLA (203 yds)

**Rushed for 300 yards**

Utah: Nov. 26, 2022 at Colorado (383 yds)

Opp: Oct. 28, 2017 at Oregon (347 yds)

**Rushed for 400 yards**

Utah: Nov. 5, 2021 at Stanford (441 yds)

Opp: Oct. 25, 2003 vs. New Mexico (407 yards)

**Rushed for 500 yards**

Utah: Never

Opp: Not since 1996

**Rushed for less than 100 yards**

Utah: Sept. 18, 2021 at San Diego State (70 yds)

Opp: Dec. 2, 2022 vs. USC (56 yds)

**Rushed for 4 TDs**

Utah: Oct. 15, 2022 vs. USC

Opp: Sept. 3, 2022 at Florida

**Rushed for 5 TDs**

Utah: Nov. 26, 2022 at Colorado

Opp: Nov. 14, 2009 at TCU

**Rushed for 6 TDs**

Utah: Nov. 5, 2021 at Stanford

Opp: Not since 1996

**Passed for 300 yards**

Utah: Dec. 2, 2022 vs. USC (310 yds)

Opp: Dec. 2, 2022 vs. USC (363 yds)

**Passed for 400 yards**

Utah: Oct. 15, 2022 vs. USC (424 yds)

Opp: Oct. 9, 2021 at USC (401 yds)

**Passed for 500 yards**

Utah: Sept. 10, 1988 vs. Idaho State (520 yds)

Opp: Jan. 1, 2022 vs. Ohio State (573 yds)

**Passed for less than 100 yards**

Utah: Oct. 15, 2016 at Oregon State (42 yds)

Opp: Sept. 17, 2022 vs. San Diego State (60 yds)

**Passed for 4 TDs**

Utah: Nov. 26, 2022 at Colorado

Opp: Oct. 8, 2022 at UCLA

**Passed for 5 TDs**

Utah: Sept. 26, 2015 at Oregon

Opp: Oct. 15, 2022 vs. USC

**Passed for 6 TDs**

Utah: Sept. 6, 2014 vs. Fresno State

Opp: Jan. 1, 2022 vs. Ohio State

**Gained 400 yards total offense**

Utah: Nov. 5, 2022 vs. Arizona (457 yds)

Opp: Jan. 2, 2023 vs. Penn State (448 yds)

**Gained 500 yards total offense**

Utah: Dec. 2, 2022 vs. USC (533 yds)

Opp: Oct. 15, 2022 vs. USC (556 yds)

**Gained 600 yards total offense**

Utah: Nov. 26, 2022 at Colorado (662 yds)

Opp: Jan. 1, 2022 vs. Ohio State (683 yds)

**Held under 100 total yards**

Utah: Not since 1996

Opp: Sept 10, 2022 vs. Southern Utah (85 yds)

**Held under 200 total yards**

Utah: Nov. 30, 2018 vs. Washington (188 yds)

Opp: Nov. 26, 2022 at Colorado (185 yds)

**Utah Shut Out an Opponent**

Oct. 26, 2019 vs. California (35-0)

**Utah Was Shut Out**

Sept. 22, 2007 vs. UNLV (27-0)

**Utah Held an Opponent Without an Offensive TD**

Nov. 26, 2021 vs. Colorado (28-13)

**Utah was held without a touchdown**

Nov. 30, 2018 vs. Washington (10-3)

**Utah played an overtime game**

Sept. 18, 2021 at San Diego State (3 OT | L, 33-31)

**Utah won an overtime game**

Nov. 15, 2014 at Stanford (2OT | W, 20-17)

**Utah lost an overtime game**

Sept. 18, 2021 at San Diego State (3OT | L, 33-31)

**An interception was returned for a TD**

Utah: Oct. 8, 2022 at UCLA (Clark Phillips III, 80 yds)

Opp: Nov. 30, 2018 vs. Washington (Byron Murphy, 66 yds)

**A kickoff was returned for a TD**

Utah: Jan. 1, 2022 vs. Ohio State (Britain Covey, 97 yds)

Opp: Nov. 26, 2021 vs. Colorado (N. Reed, 100 yds)

**A punt was returned for a TD**

Utah: Nov. 20, 2021 vs. Oregon (Britain Covey, 78 yds)

Opp: Dec. 12, 2020 at Colorado (Brenden Rice, 81 yds)

**A fumble was returned for a TD**

Utah: Nov. 19, 2022 at Oregon (Karene Reid, 11 yds)

Opp: Dec. 31, 2018 vs. Northwestern (Jared McGee, 82 yds)

**A blocked field goal was returned for a TD**

Utah: Nov. 6, 1999 vs. Wyoming (Jay Hill, 58 yds)

Opp: Sept. 10, 2011 at USC (Torin Harris, 68 yds)

**Blocked a punt**

Utah: Oct. 24, 2015 at USC (Cory Butler-Byrd)

Opp: Nov. 13, 2021 at Arizona (Nazar Bombata)

**A blocked punt was returned for a TD**

Utah: Oct. 11, 2008 vs. Wyoming (Aiona Key, 6 yds)

Opp: Nov. 13, 2021 at Arizona (R. Short, 3 yds)

**A safety was scored**

Utah: Oct. 30, 2021 vs. UCLA

Opp: Nov. 5, 2022 vs. Arizona

**A successful on-side kick**

Utah: Nov. 18, 2017 at Washington (Mitch Wishnowsky)

Opp: Dec. 5, 2020 vs. Oregon State (Caleb Lightbourn)

## THE LAST TIME ... (INDIVIDUAL STATS)

**Rushed 30 times**

Zack Moss at Washington State, Sept. 29, 2018 (30 att)

**Rushed 40 times**

John White vs. Washington State, Nov. 19, 2011 (42 att)

**Rushed for 100 yards**

Ja'Quinden Jackson vs. USC, Dec. 2, 2022 (105 yds)

**Quarterback rushed for 100 yards**

Travis Wilson at Oregon, Sept. 26, 2015 (100 yds)

**Rushed for 200 yards**

Zack Moss at Arizona, Nov. 23, 2019 (203 yds)

**Rushed for 300 yards**

Joe Williams at UCLA, Oct. 22, 2016 (332 yds)

**Two 100-yard rushers**

Nov. 26, 2021 vs. Colorado

(Tavion Thomas, 142 yds; TJ Pledger, 103 yds)

**Three 100-yard rushers**

Nov. 5, 2021 at Stanford

(Tavion Thomas, 177 yds; Micah Bernard, 110 yds, TJ Pledger, 107 yds)

**Had a 70-yard run from scrimmage**

Devontae Booker vs. Washington State, Sept. 27, 2014 (76 yds)

**Had an 80-yard run from scrimmage**

Zack Moss vs. Weber State, Aug. 30, 2018 (86 yds)

**Had a 90-yard run from scrimmage**

TJ Pledger at Stanford, Nov. 5, 2021 (96 yds)

**Rushed for three touchdowns**

Ja'Quinden Jackson at Colorado, Nov. 26, 2022

**Rushed for four touchdowns**

Tavion Thomas at Stanford, Nov. 5, 2021

**Passed for 300 yards**

Cameron Rising vs. USC, Dec. 2, 2022 (310 yds)

**Passed for 400 yards**

Cameron Rising vs. USC, Oct. 15, 2022 (415 yds)

**Passed for 500 yards**

Scott Mitchell vs. Idaho State, Sept. 10, 1988 (511 yds)

**Passed for 600 yards**

Scott Mitchell vs. Air Force, Oct. 15, 1988 (620 yds)

**Threw three touchdown passes**

Cameron Rising vs. USC, Dec. 2, 2022

**Threw four touchdown passes**

Cameron Rising vs. San Diego State, Sept. 17, 2022

**Threw five touchdown passes**

Travis Wilson vs. Fresno State, Sept. 6, 2014

**Threw six touchdown passes**

Scott Mitchell at UTEP, Oct. 7, 1989

**Non-quarterback touchdown pass**

Britain Covey at UCLA, Oct. 26, 2018 (7 yds to Cole Fotheringham)

**Caught 10 passes**

Dalton Kincaid at Oregon, Nov. 19, 2022 (11)

**Had 100 yards receiving**

Devaughn Vele vs. Penn State, Jan. 2, 2023 (100 yds)

**Two 100-yard receivers**

Nov. 8, 2014 vs. Oregon

(Kaelin Clay, 152 yards; Devontae Booker, 110 yards)

**Had 150 yards receiving**

Darren Carrington II vs. San Jose State, Sept. 16, 2017 (153 yards)

**Had 200 yards receiving**

Dalton Kincaid vs. USC, Oct. 15, 2022 (234 yards)

**Had a 70-yard pass completion**

Cameron Rising at Arizona State, Sept. 24, 2022

(72 yds to Thomas Yassmin)

**Had an 80-yard pass completion**

Tyler Huntley vs. UCLA, Nov. 16, 2019 (83 yds to Samson Nacua)

**Had a 90-yard pass completion**

Jake Bentley vs. Washington State, Dec. 19, 2020

(91 yds to Britain Covey)

**Caught two touchdown passes**

Dalton Kincaid at Arizona State, Sept. 24, 2022

**Caught three touchdown passes**

Darren Carrington II vs. San Jose State, Sept. 16, 2017

**Caught four touchdown passes**

Travis LaTendresse vs. Georgia Tech, Dec. 29, 2005\*

**100-yard rusher and 100-yard receiver**

at Colorado, Nov. 26, 2022

(Ja'Quinden Jackson, 117 rush; Dalton Kincaid, 102 rec.)

**Returned a punt for a touchdown**

Britain Covey vs. Oregon, Nov. 20, 2021 (78 yds)

**Returned a kickoff for a touchdown**

Britain Covey vs. Ohio State, Jan. 1, 2022 (97 yards)

**Returned an interception for a touchdown**

Clark Phillips III at UCLA, Oct. 8, 2022 (80 yards)

**Returned a fumble for a touchdown**

Karene Reid at Oregon, Nov. 19, 2022 (11 yards)

**Returned a blocked field goal for a touchdown**

Jay Hill vs. Wyoming, Nov. 6, 1999 (58 yards)

**Returned a blocked punt for a touchdown**

Aiona Key vs. Wyoming, Oct. 11, 2008 (6 yards)

**Had 10+ tackles**

R.J. Hubert at UCLA, Oct. 8, 2022 (11)

**Had 20+ tackles**

Cody Barton vs. Oregon, Nov. 19, 2016 (20)

**Had multiple interceptions**

Clark Phillips III vs. Oregon State, Oct. 1, 2022 (3)

**Had at least 2.0 sacks**

Mohamoud Diabate/Gabe Reid vs. USC, Dec. 2, 2022 (2.0)

**Blocked a field goal**

Cole Bishop vs. Oregon, Nov. 20, 2021

**Made three field goals**

Jadon Redding at Colorado, Dec. 12, 2020

**Made a 50-yard field goal**

Jadon Redding vs. Oregon, Dec. 3, 2021 (50 yards)

**Converted a two-point conversion**

Cameron Rising vs. USC, Oct. 15, 2022 (rush)

## BEST OF THE WHITTINGHAM ERA

## INDIVIDUAL

## SINGLE-GAME RUSHING

## Yards

1.	332	Joe Williams at UCLA	Oct. 22, 2016
2.	229	Devontae Booker at Oregon State	Oct. 16, 2014
3.	222	Devontae Booker vs. California	Oct. 10, 2015
	222	Joe Williams vs. Indiana	Dec. 28, 2016
5.	211	Zack Moss at UCLA	Oct. 26, 2018

## Attempts

1.	42	John White at Washington State	Nov. 19, 2011
2.	37	Devontae Booker at Arizona State	Nov. 1, 2014
3.	36	Matt Asiata vs. Utah State	Nov. 3, 2009
	36	John White at Pittsburgh	Oct. 15, 2011
5.	35	John White vs. Oregon State	Oct. 29, 2011
	35	Joe Williams vs. Washington	Oct. 29, 2016

## Touchdowns

1.	4	Tavion Thomas at Stanford	Nov. 5, 2021
	4	Tavion Thomas vs. UCLA	Oct. 30, 2021
	4	Joe Williams at UCLA	Oct. 22, 2016
4.	3 (14x)	Last, Ja'Quinden Jackson at Colorado	Nov. 26, 2022

## SINGLE-SEASON RUSHING

## Yards

1.	1,519	John White	2011
2.	1,512	Devontae Booker	2014
3.	1,416	Zack Moss	2019
4.	1,407	Joe Williams	2016
5.	1,261	Devontae Booker	2015

## Attempts

1.	316	John White	2011
2.	292	Devontae Booker	2014
3.	268	Devontae Booker	2015
4.	253	Darrell Mack	2007
5.	235	Zack Moss	2019

## Touchdowns

1.	21	Tavion Thomas	2021
2.	15	Zack Moss	2019
	15	John White	2011
4.	12	Matt Asiata	2008
	12	Darrell Mack	2007
	12	Eddie Wide	2009

## SINGLE-GAME PASSING

## Yards

1.	417	Brian Johnson vs. SDSU	Oct. 15, 2005
2.	415	Cameron Rising vs. USC	Oct. 15, 2022
3.	384	Brian Johnson vs. Wyoming	Nov. 5, 2005
4.	381	Brett Ratliff vs. Georgia Tech	Dec. 29, 2005
5.	362	Jordan Wynn at SDSU	Nov. 20, 2010

## Completions

1.	32	Brian Johnson vs. Wyoming	Nov. 5, 2005
2.	31	Brian Johnson vs. SDSU	Oct. 15, 2005
	30	Tyler Huntley vs. San Jose State	Sept. 16, 2017
	30	Brian Johnson vs. BYU	Nov. 22, 2008
	30	Brett Ratliff vs. Georgia Tech	Dec. 29, 2005
	30	Cameron Rising vs. USC	Oct. 15, 2022

## Attempts

1.	47	Brian Johnson vs. SDSU	Oct. 15, 2005
2.	46	Adam Schulz at Washington State	Nov. 23, 2013
	46	Jordan Wynn at USC	Sept. 10, 2011
4.	45	Brian Johnson vs. Wyoming	Nov. 5, 2005
	45	Jason Shelley vs. Northwestern	Dec. 31, 2018

## Touchdowns

1.	4	Cameron Rising vs. SDSU	Sept. 17, 2022
2.	3	Cameron Rising vs. Stanford	Nov. 12, 2022
	3	Cameron Rising vs. USC	Dec. 2, 2022
	3	Cameron Rising at Colorado	Nov. 26, 2022
	3	Cameron Rising vs. Oregon State	Oct. 1, 2022
	3	Cameron Rising vs. Southern Utah	Sept. 10, 2022

## SINGLE-SEASON PASSING

## Yards

1.	3,092	Tyler Huntley	2019
2.	3,034	Cameron Rising	2022
3.	2,972	Brian Johnson	2008
4.	2,892	Brian Johnson	2005
5.	2,796	Brett Ratliff	2006

## Completions

1.	268	Brian Johnson	2008
2.	249	Cameron Rising	2022
3.	228	Brett Ratliff	2006
4.	220	Tyler Huntley	2019
5.	210	Brian Johnson	2005

## Attempts

1.	394	Brian Johnson	2008
2.	291	Brett Ratliff	2006
3.	390	Troy Williams	2016
4.	385	Cameron Rising	2022
5.	330	Brian Johnson	2005

## Completion Percentage (Min. 150 completions)

1.	.731	Tyler Huntley	2019
2.	.680	Brian Johnson	2008
3.	.665	Brian Johnson	2007
4.	.647	Cameron Rising	2022
5.	.641	Tyler Huntley	2018

## Touchdowns

1.	27	Brian Johnson	2008
2.	26	Cameron Rising	2022
3.	23	Brett Ratliff	2006
4.	20	Cameron Rising	2021
5.	19	Tyler Huntley	2019

## SINGLE-GAME RECEIVING

## Yards

1.	234	Dalton Kincaid (TE) vs. USC	Oct. 15, 2022
2.	214	T. LaTendresse (WR) vs. Georgia Tech	Dec. 29, 2005
3.	192	T. LaTendresse (WR) vs. New Mexico	Nov. 12, 2005
4.	172	David Reed (WR) vs. Utah State	Sept. 3, 2009
5.	155	D. Christopher (WR) vs. Pittsburgh	Nov. 2, 2010
	155	John Madsen (WR) vs. Utah State	Sept. 10, 2005

## Receptions

1.	16	Dalton Kincaid (TE) vs. USC	Oct. 15, 2022
	16	T. LaTendresse (WR) vs. Georgia Tech	Dec. 29, 2005
3.	12	Freddie Brown (WR) vs. Alabama	Jan. 2, 2009
	12	John Madsen (WR) vs. Wyoming	Nov. 5, 2005
5.	11	Freddie Brown (WR) at SDSU	Nov. 15, 2008
	11	DeVonte Christopher (WR) at USC	Sept. 10, 2011
	11	Dalton Kincaid (TE) at Oregon	Nov. 19, 2022

## Touchdowns

1.	4	T. LaTendresse (WR) vs. Georgia Tech	Dec. 29, 2005
	3	D. Carrington II (WR) vs. SJSU	Sept. 16, 2017
	3	Brent Casteel (WR) vs. UNLV	Oct. 28, 2006
	3	R. Singleton (WR) vs. Arizona State	Nov. 10, 2016
5.	2 (21x)	Last, D. Kincaid (TE) at Arizona State	Sept. 24, 2022

## SINGLE-SEASON RECEIVING

## Yards

1.	1,188	David Reed (WR)	2009
2.	1,002	Dres Anderson (WR)	2013
3.	980	Darren Carrington II (WR)	2017
4.	900	Freddie Brown (WR)	2008
5.	890	Dalton Kincaid (TE)	2022

## Receptions

1.	81	David Reed (WR)	2009
2.	77	Freddie Brown (WR)	2008
3.	70	Darren Carrington II (WR)	2017
	70	Dalton Kincaid (TE)	2022
5.	60	Britain Covey (WR)	2018
	60	Derrek Richards (WR)	2006

## BEST OF THE WHITTINGHAM ERA

## Touchdowns

1.	10	Brent Casteel (WR)	2006
2.	8	Dalton Kincaid (TE)	2022
	8	Dalton Kincaid (TE)	2021
	8	Travis LaTendresse (WR)	2005
5.	7	Dres Anderson (WR)	2013
	7	Jereme Brooks (WR)	2009
	7	Freddie Brown (WR)	2008

## SINGLE-GAME TOTAL OFFENSE

1.	483	Brian Johnson vs. SDSU	Oct. 15, 2005
2.	475	Cameron Rising vs. USC	Oct. 15, 2022
3.	451	Brian Johnson vs. Wyoming	Nov. 5, 2005
4.	421	Travis Wilson vs. Oregon State	Sept. 14, 2013
5.	394	Tyler Huntley vs. San Jose State	Sept. 16, 2017

## SINGLE-SEASON TOTAL OFFENSE

1.	3,499	Cameron Rising	2022
2.	3,382	Tyler Huntley	2019
3.	3,370	Brian Johnson	2005
4.	3,100	Brian Johnson	2008
5.	3,056	Brett Ratliff	2006

## TEAM

## SINGLE-GAME RUSHING

## Yards

1.	441	at Stanford	Nov. 5, 2021
2.	383	at Colorado	Nov. 26, 2022
3.	360	at UCLA	Oct. 22, 2016
4.	359	vs. Colorado State	Dec. 20, 2014
5.	338	vs. Weber State	Sept. 7, 2013

## Attempts

1.	60	at Oregon State	Oct. 15, 2016
2.	55	at UCLA	Oct. 4, 2014
	55	vs. Arizona	Nov. 5, 2022
	55	at Arizona	Nov. 14, 2015
5.	54	vs. Fresno State	Sept. 6, 2014
	54	at California	Oct. 1, 2016

## Touchdowns

1.	6	at Stanford	Nov. 5, 2021
	6	vs. Weber State	Sept. 7, 2013
3.	5 (11x)	Last, at Colorado	Nov. 26, 2022

## SINGLE-SEASON RUSHING

## Yards

1.	3,047*	2022
2.	3,305	2021
3.	2,819	2019
4.	2,782	2016
5.	2,520	2018

## Attempts

1.	591*	2019
2.	571	2015
3.	570	2016
4.	565	2014
5.	563	2018

## Touchdowns

1.	38	2022
2.	37	2021
3.	34	2019
4.	27	2010
5.	26	2016

## SINGLE-GAME PASSING

## Yards

1.	427	vs. Colorado State	Oct. 23, 2010
2.	424	vs. USC	Oct. 15, 2022
3.	417	vs. SDSU	Oct. 15, 2005
4.	384	vs. Wyoming	Nov. 5, 2005
5.	381	vs. New Mexico	Nov. 12, 2005
	381	vs. Georgia Tech	Dec. 29, 2005

## Completions

1.	33	at SDSU	Sept. 18, 2021
2.	32	vs. Colorado State	Oct. 23, 2010
	32	vs. Wyoming	Nov. 5, 2005
4.	31	vs. BYU	Nov. 22, 2008
	31	vs. USC	Oct. 15, 2022
	31	vs. SDSU	Oct. 15, 2005

## Attempts

1.	58	at SDSU	Sept. 18, 2021
2.	48	vs. SDSU	Oct. 15, 2005
3.	46	at USC	Sept. 10, 2011
	46	at Washington State	Nov. 23, 2013
5.	45 (4x)	Last, vs. USC	Oct. 16, 2022

## Touchdowns

1.	6	vs. Fresno State	Sept. 6, 2014
2.	5	vs. BYU	Nov. 22, 2008
	5	at Oregon	Sept. 26, 2015
	5	at SDSU	Nov. 15, 2008
5.	4 (18x)	Last, at Colorado	Nov. 26, 2022

## SINGLE-SEASON PASSING

## Yards

1.	3,534	2005
2.	3,489	2022
3.	3,242	2017
4.	3,187	2019
5.	3,178	2008

## Completions

1.	288	2022
2.	279	2008
3.	261	2017
4.	258	2005
5.	254	2021

## Attempts

1.	446	2022
2.	427	2017
3.	415	2005
4.	414	2008
5.	411	2006

## Touchdowns

1.	31	2022
2.	29	2008
3.	26	2005
4.	25	2006
5.	24	2010
	24	2021



## TEAM SEASON STATISTICS (2022)

## Team Statistics

	UTAH	OPP
<b>Scoring</b>	<b>541</b>	<b>300</b>
Points per game	38.6	21.4
Points Off Turnovers	103	52
<b>First Downs</b>	<b>365</b>	<b>221</b>
Rushing	175	82
Passing	156	125
Penalty	34	14
<b>Rushing Yardage</b>	<b>3047</b>	<b>1560</b>
Yards gained rushing	3242	1992
Yards lost rushing	195	432
Rushing attempts	560	394
Average per rush	5.4	4.0
Average per game	217.6	111.4
TDs Rushing	38	18
<b>Passing Yardage</b>	<b>3489</b>	<b>3117</b>
Comp-Att-Int	288-446-10	253-413-12
Average per pass	7.8	7.5
Average per catch	12.1	12.3
Average per game	249.2	222.6
TDs Passing	31	20
<b>Total offense</b>	<b>6536</b>	<b>4677</b>
Total plays	1006	807
Average per play	6.5	5.8
Average per game	466.9	334.1
<b>Kick returns: #-Yards</b>	<b>8-144</b>	<b>61-1300</b>
<b>Punt returns: #-Yards</b>	<b>31-234</b>	<b>7-7</b>
<b>Int returns: #-Yards</b>	<b>12-293</b>	<b>10-81</b>
<b>Kick return average</b>	<b>18.0</b>	<b>21.3</b>
<b>Punt return average</b>	<b>7.5</b>	<b>1.0</b>
<b>Int return average</b>	<b>24.4</b>	<b>8.1</b>
<b>Fumbles-Lost</b>	<b>15-8</b>	<b>21-12</b>
<b>Penalties-Yards</b>	<b>63-563</b>	<b>95-838</b>
Average per game	40.2	59.9
<b>Punts-Yards</b>	<b>40-1563</b>	<b>69-3038</b>
Average per punt	39.1	44.0
Net punt average	37.9	40.2
<b>Kickoffs-Yards</b>	<b>96-5911</b>	<b>61-3770</b>
Average per kick	61.6	61.8
Net kick average	39.3	37.7
<b>Time of possession / game</b>	<b>33:40</b>	<b>26:20</b>
<b>3rd-down conversion</b>	<b>91/180</b>	<b>52/165</b>
3rd-down pct	51%	32%
<b>4rd-down conversion</b>	<b>18/29</b>	<b>11/30</b>

## TEAM SEASON STATISTICS (2022)

	UTAH	OPP
4rd-down pct	62%	37%
<b>Sacks by-Yards</b>	<b>41-304</b>	<b>15-109</b>
<b>Misc Yards</b>	<b>0</b>	<b>0</b>
<b>Touchdowns scored</b>	<b>73</b>	<b>38</b>
<b>Field goals - attempts</b>	<b>10-14</b>	<b>10-11</b>
<b>On-Side kicks</b>	<b>0-1</b>	<b>0-2</b>
<b>Red-zone scores</b>	<b>(61-73) 84%</b>	<b>(38-43) 88%</b>
<b>Red-zone touchdowns</b>	<b>(53-73) 73%</b>	<b>(30-43) 70%</b>
<b>PAT-attempts</b>	<b>(69-70) 99%</b>	<b>(36-36) 100%</b>
<b>2-point conversion-attempts</b>	<b>(2-3) 67%</b>	<b>(2-2) 100%</b>
<b>Attendance</b>	<b>312341</b>	<b>284376</b>
Games / Avg per game	6/52057	6/47396
Neutral site games	-	2/78034

## Score by Periods

Team	1st	2nd	3rd	4th	OT	TOT
Utah	83	204	136	118	0	541
Opponents	84	70	45	101	0	300

## GAME-BY-GAME COMPARISON (2022)

Opponent	Score	First Downs				Rushing Number-Yards	Passing		Total Offense Plays-Yards	Return Yards	Turn- Overs
		Total	Rush	Pass	Pen		Comp-Att-Int	Yards			
Florida	26-29	25 / 23	13 / 14	12 / 9	0 / 0	39-230 / 39-283	22-32-1 / 17-24-0	216 / 168	71-446 / 63-451	92 / 81	1 / 1
Southern Utah	73-7	31 / 4	13 / 1	15 / 2	3 / 1	42-246 / 21-43	23-29-0 / 11-23-2	352 / 42	71-598 / 44-85	130 / 70	1 / 2
San Diego St.	35-7	22 / 9	11 / 5	10 / 2	1 / 2	38-174 / 34-113	18-30-0 / 7-21-1	224 / 60	68-398 / 55-173	82 / 53	1 / 2
Arizona St.	34-13	26 / 15	12 / 1	11 / 13	3 / 1	45-205 / 20-6	19-29-1 / 21-36-2	260 / 261	74-465 / 56-267	16 / 155	1 / 3
Oregon St.	42-16	20 / 22	10 / 9	9 / 12	1 / 1	31-162 / 37-171	19-25-0 / 16-30-4	199 / 246	56-361 / 67-417	127 / 88	0 / 4
UCLA	32-42	31 / 21	14 / 9	14 / 11	3 / 1	43-192 / 38-203	23-34-1 / 18-23-1	287 / 299	77-479 / 61-502	117 / 140	2 / 1
Southern California	43-42	31 / 28	9 / 10	18 / 16	4 / 2	32-138 / 27-175	31-45-0 / 25-42-0	424 / 381	77-562 / 69-556	23 / 140	1 / 0
Washington St.	21-17	19 / 14	10 / 3	6 / 10	3 / 1	42-169 / 19-42	17-27-0 / 27-31-0	175 / 222	69-344 / 50-264	6 / 79	1 / 2
Arizona	45-20	27 / 14	17 / 8	7 / 5	3 / 1	55-306 / 25-156	13-25-0 / 15-30-0	151 / 231	80-457 / 55-387	12 / 116	2 / 4
Stanford	42-7	29 / 9	14 / 2	12 / 5	3 / 2	36-279 / 26-22	21-34-1 / 12-25-0	235 / 155	70-514 / 51-177	12 / 100	1 / 0
Oregon	17-20	23 / 16	11 / 6	9 / 10	3 / 0	36-156 / 25-59	21-38-3 / 25-37-1	170 / 287	74-326 / 62-346	24 / 54	3 / 3
Colorado	63-21	33 / 12	18 / 3	12 / 7	3 / 2	43-383 / 25-62	21-24-1 / 15-28-0	279 / 123	67-662 / 53-185	44 / 187	1 / 0
Southern California	47-24	25 / 19	11 / 5	12 / 14	2 / 0	35-223 / 27-56	22-34-0 / 28-41-1	310 / 363	69-533 / 68-419	29 / 68	1 / 2
Penn St.	21-35	23 / 15	12 / 6	9 / 9	2 / 0	43-184 / 31-169	18-40-2 / 16-22-0	207 / 279	83-391 / 53-448	15 / 94	2 / 0
<b>Totals</b>	<b>541-300</b>	<b>365 / 221</b>	<b>175 / 82</b>	<b>156 / 125</b>	<b>34 / 14</b>	<b>560-3047 / 394-1560</b>	<b>288-446-10 / 253-413-12</b>	<b>3489 / 3117</b>	<b>1006-6536 / 807-4677</b>	<b>729 / 1425</b>	<b>18 / 24</b>

Opponents	3rd Down Conversion	4th Down Conversion	Time of Possession	TOP Margin	Avg Yds/Rush	Avg Yds/Pass	Avg Yds/Play	Punting Number-Avg	Penalties Number-Yards	Sacks
Florida	8-13 / 7-12	0-1 / 2-2	32:17 / 27:43	04:34	5.9 / 7.3	6.8 / 7.0	6.3 / 7.2	2-46.5 / 3-40.0	3-15.0 / 7-38.0	0 / 0
Southern Utah	5-10 / 1-12	2-2 / 0-1	36:26 / 23:34	12:52	5.9 / 2.0	12.1 / 1.8	8.4 / 1.9	2-40.5 / 10-48.4	9-70.0 / 9-102.0	2 / 1
San Diego St.	8-15 / 3-15	0-1 / 1-2	31:16 / 28:44	02:32	4.6 / 3.3	7.5 / 2.9	5.9 / 3.1	5-38.2 / 8-45.6	7-62.0 / 9-64.0	2 / 2
Arizona St.	5-15 / 3-11	3-4 / 1-2	35:33 / 24:27	11:06	4.6 / 0.3	9.0 / 7.3	6.3 / 4.8	3-39.3 / 5-46.4	5-35.0 / 6-70.0	5 / 0
Oregon St.	4-10 / 3-10	0-0 / 1-3	28:45 / 31:15	-02:30	5.2 / 4.6	8.0 / 8.2	6.4 / 6.2	5-37.2 / 1-48.0	4-56.0 / 3-37.0	0 / 0
UCLA	7-13 / 5-9	0-2 / 0-1	33:51 / 26:09	07:42	4.5 / 5.3	8.4 / 13.0	6.2 / 8.2	2-37.0 / 2-49.0	4-29.0 / 11-68.0	2 / 2
Southern California	7-13 / 5-9	3-3 / 0-2	31:50 / 28:10	03:40	4.3 / 6.5	9.4 / 9.1	7.3 / 8.1	2-42.5 / 2-50.5	5-42.0 / 12-93.0	4 / 0
Washington St.	7-15 / 3-10	1-2 / 0-2	35:07 / 24:53	10:14	4.0 / 2.2	6.5 / 7.2	5.0 / 5.3	4-35.8 / 4-48.3	6-65.0 / 8-52.0	4 / 1
Arizona	8-12 / 3-11	1-1 / 0-2	37:59 / 22:01	15:58	5.6 / 6.2	6.0 / 7.7	5.7 / 7.0	2-42.5 / 5-41.2	1-15.0 / 4-55.0	3 / 1
Stanford	6-12 / 3-14	4-4 / 1-2	34:31 / 25:29	09:02	7.8 / 0.8	6.9 / 6.2	7.3 / 3.5	2-28.0 / 7-39.0	4-50.0 / 5-45.0	7 / 1
Oregon	8-15 / 7-15	1-4 / 1-2	33:25 / 26:35	06:50	4.3 / 2.4	4.5 / 7.8	4.4 / 5.6	1-45.0 / 4-38.3	2-15.0 / 6-60.0	1 / 0
Colorado	2-6 / 1-12	1-2 / 1-3	35:20 / 24:40	10:40	8.9 / 2.5	11.6 / 4.4	9.9 / 3.5	2-35.5 / 9-40.8	4-39.0 / 8-82.0	1 / 0
Southern California	5-12 / 1-12	1-1 / 3-5	29:47 / 30:13	-00:26	6.4 / 2.1	9.1 / 8.9	7.7 / 6.2	3-43.7 / 4-41.5	5-45.0 / 4-39.0	7 / 1
Penn St.	11-19 / 7-13	1-2 / 0-1	35:13 / 24:47	10:26	4.3 / 5.5	5.2 / 12.7	4.7 / 8.5	5-40.8 / 5-46.4	4-25.0 / 3-33.0	3 / 6
<b>Totals</b>	<b>91-180 / 52-165</b>	<b>18-29 / 11-30</b>	<b>471:20 / 368:40</b>	<b>102:40</b>	<b>5.4 / 4.0</b>	<b>7.8 / 7.5</b>	<b>6.5 / 5.8</b>	<b>40-39.1 / 69-44.0</b>	<b>63-563.0 / 95-838.0</b>	<b>41 / 15</b>

Note: Game totals are displayed in the format TEAM/OPPONENT for each category

## INDIVIDUAL STATISTICS (2022)

## Rushing

Player	gp	att	gain	loss	net	avg	td	lg	avg/g
Tavion Thomas	10	142	715	28	687	4.8	7	36	68.7
Micah Bernard	14	106	544	11	533	5.0	4	36	38.1
Ja'Quinden Jackson	12	78	546	15	531	6.8	9	66	44.3
Cameron Rising	13	77	532	67	465	6.0	6	29	35.8
Jaylon Glover	9	78	371	11	360	4.6	4	29	40.0
Jaylen Dixon	14	10	121	3	118	11.8	4	22	8.4
Bryson Barnes	10	20	152	36	116	5.8	0	32	11.6
Chris Curry	3	12	81	0	81	6.8	1	24	27.0
Charlie Vincent	14	17	63	3	60	3.5	1	12	4.3
Nate Johnson	4	5	51	0	51	10.2	2	21	12.8
Money Parks	14	6	36	0	36	6.0	0	13	2.6
Jack Bouwmeester	14	1	14	0	14	14.0	0	14	1.0
Keaton Bills	14	0	5	0	5	0.0	0	5	0.4
Devaughn Vele	14	2	5	9	-4	-2.0	0	5	-0.3
Team	14	4	0	6	-6	-1.5	0	0	-0.4
<b>Total</b>	<b>14</b>	<b>560</b>	<b>3242</b>	<b>195</b>	<b>3047</b>	<b>5.4</b>	<b>38</b>	<b>66</b>	<b>217.6</b>
<b>Opponents</b>	<b>14</b>	<b>394</b>	<b>1992</b>	<b>432</b>	<b>1560</b>	<b>4.0</b>	<b>18</b>	<b>87</b>	<b>111.4</b>

## Passing

Player	gp	effic	comp-att-int	pct	yds	td	lg	avg/g
Cameron Rising	13	149.0	249-385-8	64.7	3034	26	72	233.4
Bryson Barnes	10	144.4	37-57-2	64.9	430	4	31	43.0
Devaughn Vele	14	175.6	1-1-0	100.0	9	0	9	0.6
Nate Johnson	4	564.4	1-1-0	100.0	16	1	16	4.0
Team	14	0.0	0-2-0	0.0	0	0	0	0.0
<b>Total</b>	<b>14</b>	<b>148.7</b>	<b>288-446-10</b>	<b>64.6</b>	<b>3489</b>	<b>31</b>	<b>72</b>	<b>249.2</b>
<b>Opponents</b>	<b>14</b>	<b>134.8</b>	<b>253-413-12</b>	<b>61.3</b>	<b>3117</b>	<b>20</b>	<b>88</b>	<b>222.6</b>

## Receiving

Player	gp	no.	yds	avg	td	lg	avg/g
Dalton Kincaid	12	70	890	12.7	8	37	74.2
Devaughn Vele	14	55	695	12.6	5	47	49.6
Micah Bernard	14	34	314	9.2	1	29	22.4
Jaylen Dixon	14	33	344	10.4	3	31	24.6
Money Parks	14	26	414	15.9	2	57	29.6
Brant Kuithe	4	19	206	10.8	3	37	51.5
Thomas Yassmin	13	13	301	23.2	6	72	23.2
Solomon Enis	12	12	101	8.4	1	16	8.4
Makai Cope	13	7	75	10.7	1	21	5.8
Tavion Thomas	10	6	43	7.2	0	18	4.3
Logan Kendall	14	5	43	8.6	1	16	3.1
Taniela Pututau	10	2	17	8.5	0	13	1.7
Munir McClain	9	2	18	9.0	0	12	2.0
Ja'Quinden Jackson	12	1	8	8.0	0	8	0.7
Cameron Rising	13	1	9	9.0	0	9	0.7
Jaylon Glover	9	1	6	6.0	0	6	0.7
Nate Johnson	4	1	5	5.0	0	5	1.3
<b>Total</b>	<b>14</b>	<b>288</b>	<b>3489</b>	<b>12.1</b>	<b>31</b>	<b>72</b>	<b>249.2</b>
<b>Opponents</b>	<b>14</b>	<b>253</b>	<b>3117</b>	<b>12.3</b>	<b>20</b>	<b>88</b>	<b>222.6</b>

## Punt Returns

Player	no.	yds	avg	td	lg
Devaughn Vele	26	246	9.5	0	23
Tiquan Gilmore	3	3	1.0	0	11
Money Parks	2	-15	-7.5	0	3
<b>Total</b>	<b>31</b>	<b>234</b>	<b>7.5</b>	<b>0</b>	<b>23</b>
<b>Opponents</b>	<b>7</b>	<b>7</b>	<b>1.0</b>	<b>0</b>	<b>7</b>

## Interceptions

Player	no.	yds	avg	td	lg
Clark Phillips	6	142	23.7	2	80
R.J. Hubert	3	138	46.0	1	70
Junior Tafuna	1	0	0.0	0	0
Cole Bishop	1	0	0.0	0	0
Karene Reid	1	13	13.0	0	13
<b>Total</b>	<b>12</b>	<b>293</b>	<b>24.4</b>	<b>3</b>	<b>80</b>
<b>Opponents</b>	<b>10</b>	<b>81</b>	<b>8.1</b>	<b>0</b>	<b>56</b>

## Kick Returns

Player	no.	yds	avg	td	lg
Money Parks	3	61	20.3	0	32
Micah Bernard	3	79	26.3	0	44
Solomon Enis	1	4	4.0	0	4
<b>Total</b>	<b>8</b>	<b>144</b>	<b>18.0</b>	<b>0</b>	<b>44</b>
<b>Opponents</b>	<b>61</b>	<b>1300</b>	<b>21.3</b>	<b>0</b>	<b>58</b>

## Fumble Returns

Player	no.	yds	avg	td	lg
R.J. Hubert	2	47	23.5	0	47
Karene Reid	1	11	11.0	1	11
Jonah Elliss	2	0	0.0	0	0
Malone Mataele	1	0	0.0	0	0
Zemaiah Vaughn	1	0	0.0	0	0
Caine Savage	1	0	0.0	0	0
Connor O'Toole	1	0	0.0	0	0
Cole Bishop	1	0	0.0	0	0
JT Greep	1	0	0.0	0	0
Lander Barton	1	0	0.0	0	0
<b>Total</b>	<b>12</b>	<b>58</b>	<b>4.8</b>	<b>1</b>	<b>47</b>
<b>Opponents</b>	<b>8</b>	<b>37</b>	<b>4.6</b>	<b>0</b>	<b>37</b>

## INDIVIDUAL STATISTICS (2022)

## Scoring

Scoring			PAT						
Player	td	fg	kick	rush	rcv	pass	dxp	saf	pts
Ja'Quinden Jackson	9	-	-	-	-	-	-	-	54
Jordan Noyes	-	6-8	34-34	-	-	-	-	-	52
Dalton Kincaid	8	-	-	-	-	-	-	-	48
Jadon Redding	-	4-6	35-36	-	-	-	-	-	47
Jaylen Dixon	7	-	-	-	-	-	-	-	42
Tavion Thomas	7	-	-	-	-	-	-	-	42
Cameron Rising	6	-	-	2	-	-	-	-	40
Thomas Yassmin	6	-	-	-	-	-	-	-	36
Micah Bernard	5	-	-	-	-	-	-	-	30
Devaughn Vele	5	-	-	-	-	-	-	-	30
Jaylon Glover	4	-	-	-	-	-	-	-	24
Brant Kuithe	3	-	-	-	-	-	-	-	18
Money Parks	2	-	-	-	-	-	-	-	12
Clark Phillips	2	-	-	-	-	-	-	-	12
Nate Johnson	2	-	-	-	-	-	-	-	12
Chris Curry	1	-	-	-	-	-	-	-	6
Charlie Vincent	1	-	-	-	-	-	-	-	6
Solomon Enis	1	-	-	-	-	-	-	-	6
Karene Reid	1	-	-	-	-	-	-	-	6
Makai Cope	1	-	-	-	-	-	-	-	6
R.J. Hubert	1	-	-	-	-	-	-	-	6
Logan Kendall	1	-	-	-	-	-	-	-	6
Total	73	10-14	69-70	2	0	0	0	0	541
Opponents	38	10-11	36-36	0	2	2	0	1	300

## Field Goals

Player	fg	pct.	01-19	20-29	30-39	40-49	50-99	lg	blk
Jordan Noyes	6-8	75.0	0-0	4-4	1-2	1-2	0-0	43	0
Jadon Redding	4-6	66.7	0-0	2-2	1-3	1-1	0-0	45	0
<b>Opponents</b>	<b>10-11</b>	<b>90.9</b>	<b>0-0</b>	<b>3-4</b>	<b>4-4</b>	<b>3-3</b>	<b>0-0</b>	<b>47</b>	<b>0</b>

## FG Sequence

Team Name	Utah	Opponents
Florida	(43),(31)	
Southern Utah	(26)	
Arizona St.	(23),(28)	(36),(47)
UCLA	(23),43	21
Southern California	34	
Washington St.	37	(42)
Arizona	(27)	(30)
Oregon	38,(45)	(30),(41)
Southern California	(25),(35)	(20)
Oregon St.		(26),(26),(31)

Numbers in (parentheses) indicate field goal was made

## Total Offense

Player	g	plays	rush	pass	total	avg/g
Cameron Rising	13	462	465	3034	3499	269.2
Tavion Thomas	10	142	687	0	687	68.7
Bryson Barnes	10	77	116	430	546	54.6
Micah Bernard	14	106	533	0	533	38.1
Ja'Quinden Jackson	12	78	531	0	531	44.3
Jaylon Glover	9	78	360	0	360	40.0
Jaylen Dixon	14	10	118	0	118	8.4
Chris Curry	3	12	81	0	81	27.0
Nate Johnson	4	6	51	16	67	16.8
Charlie Vincent	14	17	60	0	60	4.3
Money Parks	14	6	36	0	36	2.6
Jack Bouwmeester	14	1	14	0	14	1.0
Keaton Bills	14	0	5	0	5	0.4
Devaughn Vele	14	3	-4	9	5	0.4
Team	14	0	-6	0	-6	-0.4
<b>Total</b>	<b>14</b>	<b>1006</b>	<b>3047</b>	<b>3489</b>	<b>6536</b>	<b>466.9</b>
<b>Opponents</b>	<b>14</b>	<b>807</b>	<b>1560</b>	<b>3117</b>	<b>4677</b>	<b>334.1</b>

## Punting

Player	no.	yds	avg	lg	tb	fc	i20	50+	blk
Jack Bouwmeester	39	1528	39.2	52	1	22	17	1	0
Cameron Rising	1	35	35.0	35	1	0	0	0	0
<b>Total</b>	<b>40</b>	<b>1563</b>	<b>39.1</b>	<b>52</b>	<b>2</b>	<b>22</b>	<b>17</b>	<b>1</b>	<b>0</b>
<b>Opponents</b>	<b>69</b>	<b>3038</b>	<b>44.0</b>	<b>63</b>	<b>2</b>	<b>24</b>	<b>16</b>	<b>10</b>	<b>0</b>

## Kickoffs

Player	no.	yds	avg	tb	ob	retn	net	ydl
Jordan Noyes	50	3075	61.5	17	4			
Jadon Redding	38	2345	61.7	11	0			
Ben Norton	7	437	62.4	1	0			
Jack Bouwmeester	1	54	54.0	0	0			
<b>Total</b>	<b>96</b>	<b>5911</b>	<b>61.6</b>	<b>29</b>	<b>4</b>	<b>61</b>	<b>39.3</b>	<b>25</b>
<b>Opponents</b>	<b>61</b>	<b>3770</b>	<b>61.8</b>	<b>50</b>	<b>1</b>	<b>8</b>	<b>37.7</b>	<b>27</b>

## INDIVIDUAL STATISTICS (2022)

## All Purpose

Player	g	rush	rcv	pr	kr	ir	total	avg/g
Devaughn Vele	14	-4	695	246	0	0	937	66.9
Micah Bernard	14	533	314	0	79	0	926	66.1
Dalton Kincaid	12	0	890	0	0	0	890	74.2
Tavion Thomas	10	687	43	0	0	0	730	73.0
Ja'Quinden Jackson	12	531	8	0	0	0	539	44.9
Money Parks	14	36	414	-15	61	0	496	35.4
Cameron Rising	13	465	9	0	0	0	474	36.5
Jaylen Dixon	14	118	344	0	0	0	462	33.0
Jaylon Glover	9	360	6	0	0	0	366	40.7
Thomas Yassmin	13	0	301	0	0	0	301	23.2
Brant Kuithe	4	0	206	0	0	0	206	51.5
Clark Phillips	12	0	0	0	0	142	142	11.8
R.J. Hubert	14	0	0	0	0	138	138	9.9
Bryson Barnes	10	116	0	0	0	0	116	11.6
Solomon Enis	12	0	101	0	4	0	105	8.8
Chris Curry	3	81	0	0	0	0	81	27.0
Makai Cope	13	0	75	0	0	0	75	5.8
Charlie Vincent	14	60	0	0	0	0	60	4.3
Nate Johnson	4	51	5	0	0	0	56	14.0
Logan Kendall	14	0	43	0	0	0	43	3.1
Munir McClain	9	0	18	0	0	0	18	2.0
Taniela Pututau	10	0	17	0	0	0	17	1.7
Jack Bouwmeester	14	14	0	0	0	0	14	1.0
Karene Reid	14	0	0	0	0	13	13	0.9
Keaton Bills	14	5	0	0	0	0	5	0.4
Tiquan Gilmore	4	0	0	3	0	0	3	0.8
Team	14	-6	0	0	0	0	-6	-0.4
<b>Total</b>	<b>14</b>	<b>3047</b>	<b>3489</b>	<b>234</b>	<b>144</b>	<b>293</b>	<b>7207</b>	<b>514.8</b>
<b>Opponents</b>	<b>14</b>	<b>1560</b>	<b>3117</b>	<b>7</b>	<b>1300</b>	<b>81</b>	<b>6065</b>	<b>433.2</b>



## DEFENSIVE INDIVIDUAL STATISTICS (2022)

## Team Defense

			Tackles				Sacks	Pass defense			Fumbles	blkd		
##	Player	gp	ua	a	tot	tfl/yds	no-yds	int-yds	brup	qbh	fr-yds	ff	kick	saf
8	Cole Bishop	14	47	36	83	6-18	1.5-13	1-0	3	2	1-0	.	.	.
11	R.J. Hubert	14	56	22	78	3-6	.	3-138	2	.	2-47	2	.	.
21	Karene Reid	14	34	38	72	9.5-43	5-35	1-13	3	2	1-11	1	.	.
3	Mohamoud Diabate	12	32	26	58	13.5-54	5-37	.	1	1	.	1	.	.
4	JaTravis Broughton	14	33	13	46	2-12	1-10	.	2	.	.	.	.	.
20	Lander Barton	14	26	20	46	8-38	4.5-31	.	1	3	1-0	1	.	.
81	Connor O'Toole	14	22	19	41	4-15	1.5-11	.	1	3	1-0	.	.	.
28	Sione Vaki	14	34	7	41	3.5-9	.	.	3	.	.	1	.	.
91	Gabe Reid	13	25	14	39	10-66	5.5-55	.	1	4	.	.	.	.
77	Simote Pepa	14	13	14	27	6-33	4-23	.	2	.	.	.	.	.
58	Junior Tafuna	14	15	12	27	3.5-7	1-1	1-0	1	2	.	.	.	.
83	Jonah Elliss	11	15	11	26	6-24	3-16	.	.	1	2-0	2	.	.
16	Zemaiah Vaughn	14	19	6	25	1-4	.	.	9	.	1-0	1	.	.
1	Clark Phillips	12	16	8	24	2-11	1-8	6-142	6	.	.	.	.	.
7	Van Fillingner	8	10	8	18	5-33	5-33	.	.	2	.	1	.	.
12	Clayton Isbell	13	11	5	16	0.5-1	.	.	.	1	.	.	.	.
47	Miki Suguturaga	14	8	7	15	1.5-17	1-16	.	1	1	.	.	.	.
95	Aliki Vimahi	14	4	10	14	2-12	1-12	.	.	.	.	.	.	.
54	Hayden Furey	12	7	2	9	1-2	.	.	1	.	.	.	.	.
55	Andrew Mata'afa	13	4	4	8	0.5-0	.	.	.	.	.	.	.	.
19	Bryson Reeves	10	2	5	7	.	.	.	.	.	.	.	.	.
57	Keanu Tanuvasa	4	3	3	6	1.5-5	1-3	.	1	.	.	.	.	.
87	Thomas Yassmin	13	1	5	6	.	.	.	.	.	.	.	.	.
15	Malone Mataele	8	5	1	6	.	.	.	.	.	1-0	.	.	.
5	Caine Savage	14	3	3	6	.	.	.	.	.	1-0	.	.	.
26	Charlie Vincent	14	4	2	6	.	.	.	.	.	.	.	.	.
39	Jadon Pearson	13	3	2	5	.	.	.	.	.	.	.	.	.
46	Lolani Langi	7	2	2	4	.	.	.	.	.	.	.	.	.
19	Luca Caldarella	5	3	.	3	.	.	.	.	.	.	.	.	.
97	Jadon Redding	12	3	.	3	.	.	.	.	.	.	.	.	.
0	Ethan Calvert	11	.	3	3	.	.	.	.	.	.	.	.	.
50	Fua Pututau	1	.	2	2	.	.	.	.	.	.	.	.	.
90	Devin Kaufusi	13	.	2	2	.	.	.	.	.	.	.	.	.
10	Money Parks	14	2	.	2	.	.	.	.	.	.	.	.	.
99	Tennessee Pututau	1	1	1	2	.	.	.	.	.	.	.	.	.
6	Justin Medlock	5	2	.	2	.	.	.	.	.	.	.	.	.
51	Keaton Bills	14	2	.	2	.	.	.	.	.	.	.	.	.
12	Tyler Wegis	1	.	1	1	.	.	.	.	.	.	.	.	.
23	Faybian Marks	6	1	.	1	.	.	.	.	.	.	.	.	.
21	Solomon Enis	12	.	1	1	.	.	.	.	.	.	.	.	.
86	Dalton Kincaid	12	1	.	1	.	.	.	.	.	.	.	.	.

## DEFENSIVE INDIVIDUAL STATISTICS (2022)

			Tackles				Sacks	Pass defense			Fumbles	blkd		
##	Player	gp	ua	a	tot	tfl/yds	no-yds	int-yds	brup	qbh	fr-yds	ff	kick	saf
38	Ben Norton	1	1	.	1	.	.	.	.	.	.	.	.	.
57	JT Greep	14	.	1	1	.	.	.	.	.	1-0	.	.	.
1	Jaylon Glover	9	1	.	1	.	.	.	.	.	.	.	.	.
9	Tavion Thomas	10	1	.	1	.	.	.	.	.	.	.	.	.
9	Elijah Davis	3	.	.	.	.	.	.	.	1	.	.	.	.
2	Kenzel Lawler	5	.	.	.	.	.	.	1	.	.	.	.	.
<b>Totals</b>		<b>14</b>	<b>473</b>	<b>316</b>	<b>789</b>	<b>90-410</b>	<b>41-304</b>	<b>12-293</b>	<b>39</b>	<b>23</b>	<b>12-58</b>	<b>10</b>	<b>0</b>	<b>0</b>
Opponents		14	547	476	1023	56-195	15-109	10-81	44	24	8-37	10	0	1

PRESEASON AP POLL			PRESEASON COACHES POLL			FINAL 2022 CFP RANKINGS		
Rank	Team (1st Place Votes)	Record	Rank	Team (1st Place Votes)	Record	Rank	Team	Record
1	Georgia (60)	0-0	1	Georgia (61)	0-0	1	Georgia	15-0
2	Michigan (2)	0-0	2	Michigan	0-0	2	Michigan	13-1
3	Ohio State (1)	0-0	3	Alabama (4)	0-0	3	TCU	13-2
4	Alabama	0-0	4	Ohio State (1)	0-0	4	Ohio State	11-2
5	LSU	0-0	5	LSU	0-0	5	Alabama	11-2
6	USC*	0-0	6	USC*	0-0	6	Tennessee	11-2
7	Penn State	0-0	7	Penn State	0-0	7	Clemson	11-3
8	Florida State	0-0	8	Florida State	0-0	8	UTAH	10-4
9	Clemson	0-0	9	Clemson	0-0	9	Kansas State	10-4
10	Washington*	0-0	10	Tennessee	0-0	10	USC*	11-2
11	Texas	0-0	11	Washington*	0-0	11	Penn State	11-2
12	Tennessee	0-0	12	Texas	0-0	12	Washington*	11-2
13	Notre Dame	0-0	13	Notre Dame	0-0	13	Florida State	10-3
14	UTAH	0-0	14	UTAH	0-0	14	Oregon State*	10-3
15	Oregon*	0-0	15	Oregon*	0-0	15	Oregon*	10-3
16	Kansas State	0-0	16	TCU	0-0	16	Tulane	12-2
17	TCU	0-0	17	Kansas State	0-0	17	LSU	10-4
18	Oregon State*	0-0	18	Oregon State*	0-0	18	UCLA*	9-4
19	Wisconsin	0-0	19	Oklahoma	0-0	19	South Carolina	8-5
20	Oklahoma	0-0	20	North Carolina	0-0	20	Texas	8-5
21	North Carolina	0-0	21	Wisconsin	0-0	21	Notre Dame	9-4
22	Ole Miss	0-0	22	Ole Miss	0-0	22	Mississippi State	9-4
23	Texas A&M	0-0	23	Tulane	0-0	23	NC State	8-5
24	Tulane	0-0	24	Texas Tech	0-0	24	Troy	12-2
25	Iowa	0-0	25	Texas A&M	0-0	25	UTSA	11-3

**Others receiving votes:** Texas Tech 101, South Carolina 73, UCLA\* 66, UTSA 64, Arkansas 22, Boise State 17, Pittsburgh 16, Kentucky 14, Troy 10, Kansas 10, Louisville 10, Auburn 7, Minnesota 6, Toledo 4, Mississippi State 4, Duke 4, Florida\* 4, Illinois 3, Coastal Carolina 3, Baylor\* 3, Liberty 1, James Madison 1, NC State 1, South Alabama 1

\*Notes 2023 Opponent

**Others receiving votes:** Iowa 169, South Carolina 89, Florida\* 63, UTSA 59, Pittsburgh 52, UCLA\* 42, Kentucky 34, Baylor\* 28, Troy 25, Arkansas 20, Fresno State 19, NC State 19, Boise State 18, Auburn 18, Miami 16, Minnesota 16, Mississippi State 13, Oklahoma State 12, Missouri 11, Maryland 10, SMU 8, South Alabama 8, Illinois 7, Air Force 6, Wake Forest 6, Toledo 5, Washington State 4, Houston 3, BYU 2, Duke 2, Arizona\* 2, Kansas 1, James Madison 1, Memphis 1

\*Notes 2023 Opponent

\*Notes 2023 Opponent

APPEARANCES IN THE POLLS												
<b>1947</b>												
<b>Date</b>	<b>AP</b>	<b>Coaches</b>	<b>Opponent (AP Rank)</b>	<b>Result</b>	<b>Site</b>	10-28	20	19	Rice	L, 10-51	A	
11-10	18	--	Idaho	L, 7-6	N	<b>2003</b>						
<b>1994</b>						<b>Date</b>	<b>AP</b>	<b>Coaches</b>	<b>BCS</b>	<b>Opponent (AP Rank)</b>	<b>Result</b>	<b>Site</b>
<b>Date</b>	<b>AP</b>	<b>Coaches</b>	<b>Opponent (AP Rank)</b>	<b>Result</b>	<b>Site</b>	10-19	24	23	--	New Mexico	L, 35-47	H
9-26	--	23	no game	--	--	11-17	--	--	24	BYU	W, 3-0	A
10-4	25	21	San Diego State	W, 38-22	A	11-23	--	--	22	no game	--	--
10-11	21	18	Hawaii	W, 14-3	H	12-1			23	no game	--	--
10-18	18	15	Colorado State (12)	W, 45-31	A	12-7	25	25	22	Southern Miss	W, 17-0	N
10-25	12	11	UTEP	W, 52-7	H	1-5-04	21	21	--	Final 2003 rank	--	--
11-1	9	8	New Mexico	L, 21-23	A	<b>2004</b>						
11-8	12	14	Air Force	L, 33-40	A	<b>Date</b>	<b>AP</b>	<b>Coaches</b>	<b>BCS</b>	<b>Opponent (AP Rank)</b>	<b>Result</b>	<b>Site</b>
11-15	21	20	BYU (20)	W, 34-31	H	Preseason	20	19	--	Texas A&M	W, 41-21	H
11-22	15	13	no game	--	--	9-5	17	16	--	Arizona	W, 23-6	A
11-29	14	12	no game	--	--	9-12	15	14	--	Utah State	W, 48-6	A
12-6	14	12	Arizona (15)	W, 16-13	N	9-19	14	14	--	Air Force	W, 49-35	H
1-3-95	10	8	Final 1994 rank			9-26	14	14	--	New Mexico	W, 28-7	A
<b>1996</b>						10-3	11	11	--	no game	--	--
<b>Date</b>	<b>AP</b>	<b>Coaches</b>	<b>Opponent (AP Rank)</b>	<b>Result</b>	<b>Site</b>	10-10	11	10	--	North Carolina	W, 46-16	H
9-29	24	24	UTEP	W, 34-27	A	10-17	9	10	7	UNLV	W, 63-28	H
10-14	24	25	TCU	W, 21-7	H	10-24	9	10	6	San Diego State	W, 51-28	A
10-21	21	22	Tulsa	W, 45-19	H	10-31	7	8	6	Colorado State	W, 63-31	H
						11-7	7	8	7	Wyoming	W, 45-28	A

## APPEARANCES IN THE POLLS

2004 cont.

Date	AP	Coaches	BCS	Opponent (AP Rank)	Result	Site	11-28	21	21	20	no game	--	--
11-14	5	6	6	BYU	W, 52-21	H	12-5	20	19	19	Boise State	L, 3-26	N
11-21	5	6	6	no game	--	--	1-11-11	--	23	--	Final 2010 rank	--	--
11-28	5	6	6	no game	--	--	<b>2014</b>						
12-5	5	6	6	Pittsburgh (19)	W, 35-7	N	Date	AP	Coaches	CFP	Opponent (AP Rank)	Result	Site
1-4-05	4	5	--	Final 2004 rank	--	--	10-5	24	--	--	no game	--	--

## 2008

Date	AP	Coaches	BCS	Opponent (AP Rank)	Result	Site	10-12	20	23	--	Oregon State	W, 29-23 (2OT)	A
9-2	22	23	--	UNLV	W, 42-21	H	10-19	19	19	--	USC (20)	W, 24-21	H
9-7	22	22	--	Utah State	W, 58-10	A	10-26	18	18	17	Arizona State (15)	L, 16-19 (OT)	A
9-14	20	20	--	Air Force	W, 30-23	A	11-2	20	22	17	Oregon (5)	L, 27-51	H
9-21	17	17	--	Weber State	W, 37-21	H	11-9	25	--	23	Stanford	W, 20-17 (2OT)	A
9-28	15	15	--	Oregon State	W, 31-28	H	11-16	20	21	17	Arizona (15)	L, 42-10	H
10-5	14	13	--	Wyoming	W, 40-7	A	11-25	--	--	25	Colorado	W, 38-34	A
10-12	14	13	--	Colorado State	W, 49-16	H	11-30	24	--	23	no game	--	--
10-19	12	12	11	no game	--	--	12-7	23	25	22	Colorado State	W, 45-10	N
10-26	10	9	10	New Mexico	W, 13-10	A	1-13-15	21	20	--	Final 2014 rank	--	--
11-2	10	9	8	TCU (11)	W, 13-10	H	<b>2015</b>						
11-9	8	7	7	San Diego State	W, 63-14	A	Date	AP	Coaches	CFP	Opponent (AP Rank)	Result	Site
11-16	8	7	7	BYU (16)	W, 48-24	H	9-8	24	25	--	Utah State	W, 24-14	H
11-23	8	7	6	no game	--	--	9-13	21	21	--	Fresno State	W, 45-24	A
11-30	7	7	6	no game	--	--	9-20	18	17	--	Oregon (13)	W, 62-20	A
12-7	7	7	6	Alabama (4)	W, 31-17	N	9-27	10	12	--	no game	--	--
1-8-09	2	4	--	Final 2008 rank	--	--	10-4	5	7	--	California (23)	W, 30-24	H

## 2009

Date	AP	Coaches	BCS	Opponent (AP Rank)	Result	Site								
Preseason	19	18	--	Utah State	W, 35-17	H	11-1	13	14	12	Washington	W, 34-23	A	
9-8	17	17	--	San Jose	W, 24-14	A	11-8	10	13	10	Arizona	L, 37-30 (2OT)	A	
9-13	18	16	--	Oregon	L, 31-24	A	11-15	18	18	13	UCLA	L, 17-9	H	
10-11	24	--	--	UNLV	W, 35-15	A	11-22	--	25	23	Colorado	W, 20-14	H	
10-18	19	20	18	Air Force	W, 23-16 (OT)	H	11-29	21	20	24	no game	--	--	
10-25	19	19	16	Wyoming	W, 22-10	H	12-6	20	20	22	BYU	W, 35-28	N	
11-1	17	16	14	New Mexico	W, 45-14	H	1-12-16	17	16	--	Final 2015 rank	--	--	
11-8	16	14	16	TCU (4)	L, 55-28	A	<b>2016</b>							
11-15	23	23	21	San Diego State	W, 38-7	H	<b>Date</b>	<b>AP</b>	<b>Coaches</b>	<b>CFP</b>	<b>Opponent (AP Rank)</b>	<b>Result</b>	<b>Site</b>	
11-22	22	19	21	BYU (18)	L, 26-23 (OT)	A	9-18	24	23	--	USC	W, 31-27	H	
11-29	--	25	25	no game	--	--	9-25	18	18	--	California	L, 28-23	A	
12-6	23	24	23	California	W, 37-27	N	10-2	24	24	--	Arizona	W, 36-23	H	
1-8-10	18	18	--	Final 2009 rank	--	--	10-10	21	21	--	Oregon State	W, 19-14	A	

## 2010

Date	AP	Coaches	BCS	Opponent (AP Rank)	Result	Site	10-20	24	24	--	Arizona	W, 36-23	H
Preseason	--	24	--	Pittsburgh (15)	W, 27-24 (OT)	H	10-30/11-1	16	16	16	no game	--	--
9-7	20	20	--	UNLV	W, 38-10	H	11-7/11-8	13	12	15	Arizona State	W, 49-26	A
9-12	14	14	--	New Mexico	W, 56-14	A	11-13/11-15	11	11	12	Oregon	L, 30-28	H
9-19	13	13	--	San Jose State	W, 56-3	H	11-20	21	20	22	Colorado (9)	L, 27-22	A
9-26	13	12	--	no game	--	--	11-27	--	24	20	no game	--	--
10-3	10	10	--	Iowa State	W, 68-27	A	12-4	--	23	19	Indiana	W, 28-26	N
10-10	11	10	--	Wyoming	W, 30-7	A	1-10-17	23	21	--	Final 2016 rank	--	--
10-17	9	9	9	Colorado State	W, 59-6	H	<b>2017</b>						
10-24	8	7	8	Air Force	W, 28-23	A	<b>Date</b>	<b>AP</b>	<b>Coaches</b>	<b>CFP</b>	<b>Opponent (AP Rank)</b>	<b>Result</b>	<b>Site</b>
10-31	6	6	5	TCU (4)	L, 7-47	H	Preseason	--	25	--	North Dakota	W, 37-16	H
11-7	15	15	14	Notre Dame	L, 3-28	A	9-5	--	23	--	BYU	W, 19-13	A
11-14	25	24	23	San Diego State	W, 38-34	A	9-10	--	24	--	San Jose State	W, 54-16	H
11-21	23	22	20	BYU	W, 17-16	H	9-17	23	21	--	Arizona	W, 30-24	A

## APPEARANCES IN THE POLLS

2017 cont.

Date	AP	Coaches	CFP	Opponent (AP Rank)	Result	Site
9-24	20	19	--	no game	--	--
10-1	20	18	--	Stanford	L, 23-20	H
10-8	--	23	--	USC (13)	L, 28-27	A

2018

Date	AP	Coaches	CFP	Opponent (AP Rank)	Result	Site
10-21	23	24	--	UCLA	W, 41-10	A
10-28/30	16	16	15	Arizona State	L, 38-10	A
11-4	--	24	--	Oregon	W, 32-25	H
11-11/13	21	19	19	Colorado	W, 30-7	A
11-18/20	18	17	17	BYU	W, 35-27	H
11-25/27	17	17	17	Washington (10)	L, 10-3	N
12-2	20	19	17	Northwestern	L, 31-20	N

2019

Date	AP	Coaches	CFP	Opponent (AP Rank)	Result	Site
Preseason	14	15	--	BYU	W, 30-12	A
9-3	13	15	--	Northern Illinois	W, 35-17	H
9-8	11	12	--	Idaho State	W, 31-0	H
9-15	10	11	--	USC	L, 30-23	A
9-22	19	19	--	Washington State	W, 38-13	H
9-29	17	17	--	no game	--	--
10-6	15	15	--	Oregon State	W, 52-7	A
10-13	13	14	--	Arizona State (17)	W, 21-3	H
10-20	12	12	--	California	W, 35-0	H
10-27	9	10	--	Washington	W, 33-28	A
11-3	8	9	8	no game	--	--
11-10	8	9	7	UCLA	W, 49-3	H
11-17	7	8	7	Arizona	W, 35-7	A
11-24	6	6	6	Colorado	W, 45-15	H
12-1	5	5	5	Oregon (13)	L, 37-15	N
12-8	12	10	11	Texas	L, 38-10	N
1-13-20	16	16	--	Final 2019 Rank	--	--

2021

Date	AP	Coaches	CFP	Opponent (AP Rank)	Result	Site
Preseason	24	--	--	Weber State	W, 40-17	H
9-7	21	18	--	BYU	L, 26-17	A
11-7	--	--	24	Stanford	W, 52-7	A
11-14	24	25	23	Oregon (4)	W, 38-7	H
11-21	16	19	19	Colorado	W, 28-13	H
11-28	14	17	17	Oregon (10)	W, 38-10	N
12-5	10	11	11	Ohio State (7)	L, 48-45	N
1-11-22	12	12	11	Final 2021 Rank	--	--

2022

Date	AP	Coaches	CFP	Opponent (AP Rank)	Result	Site
Preseason	7	8	--	Florida (RV)	L, 29-26	A
9-6	13	15	--	Southern Utah	W, 73-7	H
9-11	14	15	--	San Diego State	W, 35-7	H
9-18	13	14	--	Arizona State	W, 34-13	A
9-25	12	13	--	Oregon State (RV)	W, 42-16	H
10-2	11	11	--	UCLA (18)	L, 42-32	A
10-9	20	19	--	USC (7)	W, 43-42	H
10-16	15	15	--	BYE	--	--
10-23	14	14	--	Washington State	W, 21-17	A
10-30	12	12	14	Arizona	W, 45-20	H
11-6	13	13	13	Stanford	W, 42-7	H
11-19	10	10	10	Oregon (12)	L, 20-17	A
11-26	14	14	14	Colorado	W, 63-21	A
12-2	12	12	11	USC (4)	W, 47-24	N
1-2	7	10	8	Penn State (9)	L, 35-21	N
1-9	10	11	8	Final 2022 Rank	--	--



## UTAH vs. AP RANKED OPPONENTS

Year	Opponent	Opp AP RK	Result	Site	Utah AP	Year	Opponent	Opp AP RK	Result	Site	Utah AP
1936	Texas A&M	15	L, 20-7	H	--	2007	UCLA	11	W, 44-6	H	--
1945	Oklahoma A&M	15	L, 46-6	H	--	2007	BYU	23	L, 17-10	A	--
1949	Pacific	19	L, 45-6	A	--	2008	TCU	11	W, 13-10	H	10
1956	UCLA	17	L, 13-7	A	--	2008	BYU	16	W, 48-24	H	8
1957	Army	8	L, 39-33	A	--	2009+	Alabama	4	W, 31-17	N	7
1958	Air Force	14	L, 16-14	A	--	2009	TCU	4	L, 55-28	A	16
1959	UCLA	20	L, 21-6	A	--	2009	BYU	18	L, 26-23 OT	A	22
1961	Colorado	8	W, 21-12	A	--	2010	Pittsburgh	15	W, 27-24 OT	H	--
1968	Nebraska	14	L, 31-0	A	--	2010	TCU	4	L, 47-7	H	6
1968	Oregon State	18	L, 24-21	H	--	2010	Boise State	10	L, 26-3	N	20
1970	Arizona State	11	L, 37-14	A	--	2011	Arizona State	22	L, 35-14	H	22
1971	Arizona State	15	L, 41-21	H	--	2012	BYU	25	W, 24-21	H	--
1971	Houston	15	L, 42-16	A	--	2012	USC	13	L, 38-28	H	--
1973	Texas Tech	20	L, 29-22	A	--	2012	Oregon State	8	L, 21-7	A	--
1973	UCLA	16	L, 66-16	A	--	2013	UCLA	12	L, 34-27	H	--
1973	Arizona State	8	W, 36-31	H	--	2013	Stanford	5	W, 27-21	H	--
1974	Arizona	12	L, 41-8	H	--	2013	Arizona State	23	L, 20-19	H	--
1974	Arizona State	15	L, 32-0	A	--	2013	Oregon	6	L, 44-21	A	--
1975	Arizona State	10	L, 40-14	H	--	2014	UCLA	8	W, 30-28	A	--
1975	Arizona	11	L, 38-14	A	--	2014	USC	20	W, 24-21	H	19
1977	Oklahoma	5	L, 62-24	A	--	2014	Arizona State	15	L, 19-16 OT	A	18
1977	Houston	19	L, 34-16	H	--	2014	Oregon	5	L, 51-27	H	20
1977	BYU	14	L, 38-8	A	--	2014	Arizona	15	L, 42-10	H	20
1979	Washington	14	L, 41-7	A	--	2015	Oregon	13	W, 62-20	A	18
1979	BYU	10	L, 27-0	A	--	2015	California	23	W, 30-24	H	5
1980	Nebraska	8	L, 55-9	A	--	2016	Washington	4	L, 31-24	H	17
1980	BYU	13	L, 56-6	H	--	2016	Colorado	9	L, 27-22	A	21
1981	Arizona State	20	L, 52-10	A	--	2017	USC	13	L, 28-27	A	--
1981	BYU	18	L, 56-28	A	--	2017	Washington State	19	L, 33-25	H	--
1982	Arizona State	15	L, 23-10	A	--	2017	Washington	16	L, 33-30	A	--
1982	Texas	18	L, 21-12	A	--	2018	Washington	10	L, 21-7	H	--
1983	BYU	9	L, 55-7	A	--	2018	Stanford	14	W, 40-21	A	--
1984	BYU	3	L, 24-14	H	--	2018	Washington	10	L, 10-3	N	17
1985	BYU	11	L, 38-28	A	--	2019	Arizona State	17	W, 21-3	H	13
1986	Arizona State	9	L, 52-7	A	--	2019	Oregon	13	L, 37-15	N	5
1988	Wyoming	12	L, 61-18	A	--	2020	USC	20	L, 33-17	H	--
1989	Nebraska	4	L, 42-30	A	--	2020	Colorado	21	W, 38-21	A	--
1989	BYU	21	L, 70-31	A	--	2021	Arizona State	18	W, 35-21	H	--
1990	BYU	5	L, 45-22	H	--	2021	Oregon	4	W, 38-7	H	24
1992	Nebraska	11	L, 49-22	A	--	2021	Oregon	10	W, 38-10	N	14
1992	Washington State	18	L, 31-28	N	--	2022\$	Ohio State	7	L, 48-45	N	10
1994	Colorado State	12	W, 45-31	A	18	2022	UCLA	18	L, 42-32	A	11
1994	BYU	20	W, 34-31	H	21	2022	USC	7	W, 43-42	H	20
1994	Arizona	15	W, 16-13	N	14	2022	Oregon	12	L, 20-17	A	10
1996	Kansas	20	W, 45-42	H	--	2022	USC	4	W, 47-24	N	12
1996	BYU	8	L, 37-17	H	--	2022	Penn State	9	L, 35-21	N	7
1999	BYU	19	W, 20-17	A	--	*2004 season (Fiesta Bowl); +2008 season (Sugar Bowl); \$2021 season (Rose Bowl) <b>Bold indicates Utah wins</b>					
2001	Oregon	7	L, 24-10	A	--						
2001	BYU	8	L, 24-21	A	--						
2002	Michigan	14	L, 10-7	A	--						
2003	Oregon	19	W, 17-13	H	--						
2005*	Pittsburgh	19	W, 35-7	N	5						
2005	Georgia Tech	24	W, 38-10	N	--						
2006	Boise State	22	L, 36-3	H	--						
2006	BYU	21	L, 33-31	H	--						