



UTAH FOOTBALL

#GoUtes

@Utah_Football

@UtahFootball

/UtahFootball

2022 UTAH FOOTBALL GAME NOTES // GAME 1 at FLORIDA

#7 UTAH UTES | 0-0, 0-0 Pac-12

Head Coach: Kyle Whittingham (18th Year)
Career Record: 144-70 | **at Utah:** 144-70



at



FLORIDA GATORS | 0-0, 0-0 SEC

Head Coach: Billy Napier (1st Year)
Career Record: 40-12 | **at Florida:** 0-0

at Florida

5 p.m. MT | Sept. 3, 2022 | Gainesville, Fla.

TV: ESPN (Bob Wischusen, Dan Orlovsky, Kris Budden)

Radio: ESPN 700 (Bill Riley, Scott Mitchell, Stevenson Sylvester)

Sirius XM: 138 or 197 (Sirius), 959 (SXM App)

Live Stats: UtahUtes.com

#7 UTAH SCHEDULE (0-0, 0-0 Pac-12)

9/3	at Florida	5 p.m.	ESPN
9/10	Southern Utah	11:30 a.m.	Pac-12
9/17	San Diego State	8 p.m.	ESPN2
9/24	at Arizona State*	TBD	TBD
10/1	Oregon State*	TBD	TBD
10/8	at UCLA*	TBD	TBD
10/15	USC*	TBD	TBD
10/27	at Washington State*	8 p.m.	FS1
11/5	Arizona*	TBD	TBD
11/12	Stanford*	TBD	TBD
11/19	at Oregon*	TBD	TBD
11/26	at Colorado*	TBD	TBD
12/2	Pac-12 Championship	6 p.m.	FOX

All Times MT | *Pac-12 Regular Season

FLORIDA SCHEDULE (0-0, 0-0 SEC)

9/3	Utah	5 p.m.	ESPN
9/10	Kentucky*	5 p.m.	ESPN
9/17	South Florida	5:30 p.m.	SEC
9/24	at Tennessee*	TBD	TBD
10/1	Eastern Washington	10 a.m.	ESPN+
10/8	Missouri*	TBD	TBD
10/15	LSU*	TBD	TBD
10/29	vs. Georgia*	1:30 p.m.	CBS
11/5	at Texas A&M*	TBD	TBD
11/12	South Carolina*	TBD	TBD
11/19	at Vanderbilt*	TBD	TBD
11/25	at Florida State	5:30 p.m.	ABC
12/3	SEC Championship	TBD	TBD

All Times MT | *SEC Regular Season

SERIES CAPSULE

Series History	Florida leads 1-0
In Salt Lake City	0-0
In Gainesville	Florida leads 1-0
Neutral	0-0
First Meeting (1977)	Florida 38, Utah 29
Last Meeting (1977)	Florida 38, Utah 29
Last Utah Win	--
Last Florida Win (1977)	Florida 38, Utah 29

THE GAME

The No. 7 University of Utah Utes (0-0) will kick off the 2022 season in The Swamp, taking on the Florida Gators on Saturday, Sept. 3. The game is set for a 5 p.m. MT/7 p.m. ET kick inside Ben Hill Griffin Stadium on ESPN.

FOLLOW ALONG

Fans can get behind the scenes views and live updates during all games this season on social media by following the Utes on Twitter (@Utah_Football | @UtahAthletics) and Instagram (@UtahFootball | @UtahAthletics), and by visiting www.UtahUtes.com. Fans can also search #GOUTES and #UBOYZ on social media for conversations about Utah Football.

NON-CONFERENCE NOTE

Utah is 27-3 in regular season non-conference games since joining the Pac-12 in 2011 and is 33-8 since 2011 in non-conference games (including post-season). Utah's game against Florida on Saturday will be the first time the Utes have faced an SEC opponent since the Utes' historic Sugar Bowl win over Alabama (31-17) in 2009.

BY THE NUMBERS

- Saturday's game will be just the second-ever meeting between Utah and Florida.
- Utah Head Coach Kyle Whittingham is 75-54 all-time against current Power Five teams.
- The Utes have five players from the state of Florida with the last time the program playing in the state being their trip to Gainesville in 1977.
- Utah returns 17 starters from the 2021 season.
- Saturday's game vs. Florida will mark Whittingham's 215th game at the helm.

NEED TO KNOWS

- Utah is 77-50-1 all-time in season openers with just two season-opening losses in the last 15 seasons.
- Utah ranks No. 7 in the Preseason AP Poll, the highest preseason ranking in program history. The Utes have either been ranked or received votes in the last eight AP preseason polls, also finishing the year ranked or receiving votes in five of those years.
- Utah has eight consecutive years of winning seasons, dating back to 2014. The Utes have finished with a winning season in 15 of Whittingham's 17 years as head coach.
- Utah was picked to finish first in the Pac-12 in the preseason poll, receiving 26 first-place votes.
- The Utes have won the Pac-12 South Title four times (2021, 2019, 2018, shared title in 2015), including three in the last four seasons, winning the championship game in 2021.
- The Utes had 13 student-athletes earn preseason All-Pac-12, tying for a league-high six first-team selections in Cole Bishop (S), Braeden Daniels (OL), Van Fillinger (DE), Brant Kuithe (TE), Clark Phillips III (CB) and Tavion Thomas (RB).
- Utah finished the 2021 season ranked in the top-three of the Pac-12 in 16 statistical categories, leading the league in first downs, rushing offense and defense, team sacks and tackles for loss and time of possession.
- Utah has sold out Rice-Eccles Stadium in 70 consecutive games, dating back to the 2010 season opener. Utah increased its stadium capacity from 45,807 to 51,444 with the expansion of the Ken Garff Red Zone in 2021.

TALE OF THE TAPE (2021 STATISTICS)

UTAH	STAT	FLORIDA
36.1	Points Per Game	30.7
22.6	Points Allowed Per Game	26.3
216.8	Rush Yards Per Game	208.7
214.3	Pass Yards Per Game	254.2
431.1	Total Offense Per Game	462.8
341.6	Total Defense Per Game	367.8

PAC-12 STANDINGS

Team	Pac-12	Overall
Utah	0-0	0-0
Oregon	0-0	0-0
USC	0-0	0-0
UCLA	0-0	0-0
Oregon State	0-0	0-0
Washington	0-0	0-0
Washington State	0-0	0-0
Stanford	0-0	0-0
California	0-0	0-0
Arizona State	0-0	0-0
Arizona	0-0	0-0
Colorado	0-0	0-0

**In order of Pac-12 preseason poll*



ALL-TIME SERIES vs. FLORIDA

1977	L, 38-29	A
------	----------	---

MEDIA AVAILABILITY (AUG. 29-SEPT. 3)

MONDAY	TUESDAY	WEDNESDAY	THURSDAY	FRIDAY	SATURDAY
11 a.m.: Kyle Whittingham Press Conference Post-Practice: Offensive players, Freddie Whittingham (TEs)	Post-Practice: Kyle Whittingham (limited time), Defensive Players, Colton Swan (LBs)	No Availability	No Availability	No Availability	GAME DAY! at FLORIDA TV: ESPN TIME: 5 P.M. MT

QUICK FACTS

Location.....	Salt Lake City, Utah
Founded.....	1850
Enrollment.....	34,462
President.....	Taylor R. Randall
Director of Athletics.....	Mark Harlan
Conference.....	Pac-12
Nickname.....	Utes
Mascot.....	Swoop
Colors.....	Red & White
Stadium.....	Rice-Eccles Stadium (51,144)
Website.....	UtahUtes.com

TEAM INFORMATION

2021 Record.....	10-4
2021 Pac-12 Record.....	8-1
Offense.....	Spread
Defense.....	4-2
Lettermen Returning.....	60
Lettermen Lost.....	27
Total Starters returning.....	17 (8 O, 6 D, 3 Spec.)
Total Starters lost.....	8 (3 O, 5 D, 0 Spec.)

HISTORY

First Year of Football.....	1892
All-Time Record.....	701-473-31 (.589)
Home.....	424-193-16 (.678)
Rice-Eccles Stadium (1998-present).....	106-36 (.746)
Road.....	253-258-12 (.489)
Neutral.....	24-22-3 (.505)
Conference.....	433-254-19 (.621)
Pac-12 Conference.....	53-42 (.557)
Bowl Games.....	17-7 (.708)
Homecoming.....	62-34 (.646)
Conference Championships.....	27
Pac-12 South Titles.....	4 (2021, 2019, 2018, 2015)

COACHING STAFF POSITION (Game Day Location)

Kyle Whittingham.....	Head Coach (Field)
Morgan Scalley.....	Defensive Coordinator/Safeties (Field)
Andy Ludwig.....	Offensive Coordinator/Quarterbacks (Booth)
Jim Harding.....	Assistant Head Coach/Offensive Line (Field)
Sharrieff Shah.....	Cornerbacks/ST Coordinator (Field)
Chad Bumphis.....	Wide Receivers (Field)
Freddie Whittingham.....	Tight Ends/Recruiting Coordinator (Field)
Quinton Ganther.....	Running Backs (Field)
Lewis Powell.....	Defensive Ends (Field)
Luther Elliss.....	Defensive Tackles (Field)
Colton Swan.....	Linebackers (Field)

NCAA/CONFERENCE STATISTICAL RANKINGS (FINAL 2021 RANKINGS)

Category	FBS Rank	UTAH		FBS Rank	FLORIDA	
		Pac-12	Value		SEC	Value
3rd Down Conversion %	8	3	48.2%	54	7	41.4%
3rd Down Conversion % Defense	49	3	37.4%	36	6	35.8%
4th Down Conversion %	89	7	45.8%	54	10	53.8%
4th Down Conversion % Defense	66	8	51.5%	27	6	40.9%
Fewest Penalties	32	2	67	122	12	105
Fewest Penalty Yards Per Game	31	2	45.14	120	13	71.00
First Downs Defense	66	6	260	67	8	261
First Downs Offense	7	1	340	38	7	292
Kickoff Return Defense	107	9	23.60	110	13	24.16
Kickoff Returns	13	4	25.81	100	11	17.96
Net Punting	113	12	36.32	62	8	39.61
Passing Offense	84	10	214.3	46	6	254.2
Passing Yards Allowed	60	6	222.3	25th	4th	203.9
Punt Return Defense	55	4	6.83	88	9	9.20
Punt Returns	6	2	15.13	77	10	7.33
Red Zone Defense	39	5	78.7%	72	7	84.1%
Red Zone Offense	73	8	83.6%	45	5	86.3%
Rushing Defense	19	1	119.4	85	10	163.9
Rushing Offense	13	1	216.8	23	4	208.7
Scoring Defense	35	3	22.6	65	10	26.3
Scoring Offense	14	2	36.1	49	7	30.7
Team Passing Efficiency	57	3	141.95	51	8	143.18
Team Passing Efficiency Defense	53	7	130.62	34	5	124.91
Team Sacks	19	1	3.00	33	6	2.77
Team Tackles For Loss	21	1	6.90	62	10	5.8
Time of Possession	36	1	30:49	47	7	30:29
Total Defense	27	3	341.6	51	8	367.8
Total Offense	40	3	431.1	15	4	462.8
Turnover Margin	69	7	0.07	116	13	-0.62
Turnovers Gained	68	8	16	102	11	13

MEDIA NOTES

- Practices are closed to media and public.
- Kyle Whittingham will hold his weekly press conference on Monday at 11 a.m. in the press room located in the Spence and Cleone Eccles Football Center.
- Interviews will be conducted after practices on Mondays (offensive coach, offensive players) and Tuesdays (defensive coach, head coach, defensive players) for regular weeks with Saturday games.
- Media may not directly contact student-athletes, their families, coaches, staff, administration or other associated Athletics personnel, including team physicians, directly. Please work with the Athletics Communications staff for all Utah Athletics-related media inquiries.

COLLEGE PRESS BOX.COM

CollegePressBox.com is the official media website for Division I football. Access and download weekly game notes, quotes, statistics, media guides, headshots, logos and more for each conference and its member schools.

UTAH ATHLETICS COMMUNICATIONS CONTACTS

Jordie Lindley (Assistant AD, Primary Football) • (C) 801-647-8174 • Email: jlindley@huntsman.utah.edu

Ryan Gallant (Associate Dir.) • (C) 801-554-8545 • Email: rgallant@huntsman.utah.edu

Travis Rae (Assistant Dir.) • (C) 801-541-7790 • Email: trae@huntsman.utah.edu

**HEAD COACH KYLE WHITTINGHAM****Record at Utah:** 144-70 (18th year)**Career Record:** Same**Bowl Win %:** 73% (11-4)2008 National Coach of the Year, 2019 AFCA Region Coach of the Year,
2019 Pac-12 Coach of the Year, 2019 Dodd Trophy Award Winner**Overall Year at Utah:** 29th (1994-2004, Asst; 2005-present HC)**Total Wins at Utah (Asst. & HC):** 229 (most in school history)**Alma Mater:** BYU (1984, bachelor's; 1987 master's)

Kyle Whittingham, the longest-tenured coach in the Pac-12 Conference and the second-longest tenured head coach at the same school in the NCAA FBS, is in his 18th season at the helm at Utah in 2022, where he boasts a 144-70 record as the all-time wins leader.

- Including 11 seasons as a Ute assistant coach, he has contributed to more victories (229) than any coach in program history.
- He has coached in 339 games at Utah and 214 as the head coach.
- His 144 career wins, which passed Ike Armstrong (141-55-15 in 211 games from 1925-49) for the all-time wins number, ranks third among active FBS coaches at the same school and in the top-15 among active FBS coaches overall (most in the Pac-12).
- Utah has finished with a winning record in 15 of his 17 years as head coach, including in eight straight.
- Whittingham has led the Utes to at least a share of the Pac-12 South title in three of the last four seasons (2021, 2019, 2018) and four times overall since joining the league (won a share in 2015).
- He has won three National Coach of the Year recognitions – two in 2008 and one in 2019. He was the AFCA Coach of the Year and Bear Bryant Award winner in 2008, and the Dodd Trophy Coach of the Year in 2019.
- In 2019 he also won AFCA Regional Coach of the Year and was a finalist for the AFCA Coach of the Year and Bear Bryant Award.
- He has also won Pac-12 Coach of the Year twice in the last four seasons (2019, 2021).
- In 2021, Whittingham was a finalist for the Bear Bryant Award and the Eddie Robinson Coach of the Year award.
- The Utes appeared in every weekly CFP top-25 for the first three years of the system (2014-16) and have tied for the seventh-most appearances of any school with 35 total.
- Utah has finished in the CFP top-25 in six seasons: No. 22 in 2014 and 2015, No. 19 in 2016, No. 17 in 2018, No. 11 in 2019 and No. 11 in 2021.
- The Utes have also made the final AP top-25 six times and the final Coaches' poll seven times under Whittingham.
- Whittingham's teams have also performed well against AP top-25 teams, recording 19 wins against ranked opponents, including victories over No. 4 Alabama (2009), No. 5 Stanford (2013), No. 8 UCLA (2014), No. 4 Oregon in the regular season in 2021 and again when the Ducks were ranked No. 10 in the Pac-12 Championship game.
- Whittingham also has a winning record against the ACC (7-1), Big Ten (4-2), Big 12 (5-4) and the SEC (1-0).

WHITTINGHAM'S YEAR-BY-YEAR RECORD

Year	School	Overall	P12	Bowl	Year	School	Overall	P12	Bowl
2004*	Utah	1-0	--	Fiesta/W	2014	Utah	9-4	5-4	Las Vegas/W
2005	Utah	7-5	--	Emerald/W	2015	Utah	10-3	6-3	Las Vegas/W
2006	Utah	8-5	--	Armed Forces/W	2016	Utah	9-4	5-4	Foster Farms/W
2007	Utah	9-4	--	Poinsettia/W	2017	Utah	7-6	3-6	Heart of Dallas/W
2008	Utah	13-0	--	Sugar/W	2018	Utah	9-5	6-3	Holiday/L
2009	Utah	10-3	--	Poinsettia/W	2019	Utah	11-3	8-1	Alamo/L
2010	Utah	10-3	--	Las Vegas/L	2020	Utah	3-2	3-2	--
2011	Utah	8-5	4-5	Sun/W	2021	Utah	10-4	8-1	Rose Bowl/L
2012	Utah	5-7	3-6	--	*Co-Head Coach in the 2005 Fiesta Bowl				
2013	Utah	5-7	2-7	--					

WHITTINGHAM'S RECORD vs. OPPONENTS

Air Force.....5-1	Indiana.....1-0	Northwestern.....0-1	Tulsa.....1-0
Alabama.....1-0	Iowa State.....1-0	Notre Dame.....0-1	UCLA.....8-4
Arizona.....7-4	Louisville.....2-0	Ohio State.....0-1	UNLV.....5-1
Arizona State.....4-6	Michigan.....3-0	Oregon.....4-6	USC.....4-7
Boise State.....0-2	Montana State.....1-0	Oregon State.....7-4	Utah State.....7-1
BYU.....11-4	Navy.....1-0	Pittsburgh.....3-0	Washington.....2-7
California.....4-2	New Mexico.....4-2	San Diego State.....5-2	Washington State.....5-4
Colorado.....9-2	North Carolina.....0-1	San Jose State.....4-0	Weber State.....4-0
Colorado State.....6-1	North Dakota.....1-0	Southern Utah.....1-0	West Virginia.....1-0
Fresno State.....2-0	Northern Arizona.....1-0	Stanford.....4-1	Wyoming.....5-1
Georgia Tech.....2-0	Northern Colorado.....1-0	Texas.....0-1	Totals.....144-70
Idaho State.....2-0	Northern Illinois.....2-0	TCU.....3-3	

DEPTH CHART											
OFFENSE				DEFENSE				SPECIAL TEAMS			
LEFT TACKLE				LEFT END				KICKER			
71	Braeden Daniels (6-4, 297, Jr.)		GP 35 GS 29	83	Jonah Elliss (6-2, 241, So.) <u>OR</u>		GP 14 GS 0	67	Jordan Noyes (5-10, 196, So.)		GP 18 GS 0
76	Zereoue Williams (6-8, 302, R-Fr.)		2 0	47	Miki Suguturaga (6-4, 264, So.)		11 0	97	Jadon Redding (5-11, 194, Jr.)		31 0
LEFT GUARD				LEFT TACKLE				PUNTER			
51	Keaton Bills (6-4, 314, So.)		GP 19 GS 12	58	Junior Tafuna (6-3, 300, So.)		GP 13 GS 11	34	Jack Bouwmeester (6-2, 194, Jr.)		GP 0 GS 0
52	Michael Mokofisi (6-4, 321, R-Fr.)		4 0	95	Aliiki Vimahi (6-4, 307, So.)		10 2	61	Michael Williams (6-0, 193, Jr.)		14 0
CENTER				RIGHT TACKLE				KICKOFFS			
54	Paul Maile (6-2, 304, Jr.)		GP 17 GS 4	99	Tennessee Pututau (6-2, 287, So.)		GP 14 GS 2	67	Jordan Noyes (5-10, 196, So.)		GP 18 GS 0
53	Johnny Maea (6-4, 312, Jr.)		17 1	50	Fua Pututau (6-1, 292, Jr.)		4 0	97	Jadon Redding (5-11, 194, Jr.)		31 0
RIGHT GUARD				RIGHT END				HOLDER			
78	Sataoa Laumea (6-4, 308, So.)		GP 19 GS 18	7	Van Fillinger (6-4, 256, So.)		GP 19 GS 13	61	Michael Williams (6-0, 193, Jr.)		GP 14 GS 0
73	Tanoa Togiai (6-6, 318, R-Fr.)		2 0	81	Connor O'Toole (6-4, 242, So.)		14 0	34	Jack Bouwmeester (6-2, 194, Jr.)		0 0
RIGHT TACKLE				ROVER LINEBACKER				SNAPPER			
68	Jaren Kump (6-5, 309, So.)		GP 9 GS 9	21	Karene Reid (6-0, 227, So.)		GP 10 GS 6	57	JT Greep (6-0, 225, So.)		GP 9 GS 0
59	Falcon Kaumatule (6-8, 301, So.)		11 0	6	Justin Medlock (6-0, 220, Fr.)		0 0	65	Logan Castor (6-4, 223, Fr.)		0 0
Y - TIGHT END				MAC LINEBACKER				KICKOFF RETURNER			
86	Dalton Kincaid (6-4, 240, Sr.)* <u>OR</u>		GP 43 GS 14	3	Mohamoud Diabate (6-4, 222, Sr.)		GP 37 GS 17	2	Micah Bernard (6-0, 202, So.)		GP 23 GS 6
32	Logan Kendall (6-3, 263, Jr.)*		32 16	55	Andrew Mata'afa (6-3, 221, Jr.)		25 0	25	Jaylen Dixon (5-9, 170, Sr.)		38 9
U - TIGHT END				STUD LINEBACKER				PUNT RETURNER			
80	Brant Kuithe (6-2, 219, Sr.)		GP 47 GS 23	20	Lander Barton (6-4, 230, Fr.)		GP 0 GS 0	17	Devaughn Vele (6-5, 205, So.)		GP 23 GS 8
87	Thomas Yassmin (6-5, 251, Jr.)		29 0	54	Hayden Furey (6-2, 228, Jr.)		22 4	10	Money Parks (5-10, 170, So.)		13 1
QUARTERBACK				LEFT CORNERBACK				<i>Note: GP = Career Games Played, GS = Career Games Started</i> <i>*Includes games played at previous school</i>			
7	Cameron Rising (6-2, 220, Jr.)		GP 14 GS 12	4	JaTravis Broughton (5-11, 191, Jr.)		GP 21 GS 7				
16	Bryson Barnes (6-1, 206, So.)		3 0	23	Faybian Marks (5-10, 189, So.)		15 7				
RUNNING BACK				RIGHT CORNERBACK							
9	Tavion Thomas (6-2, 238, Jr.)* <u>OR</u>		GP 27 GS 4	1	Clark Phillips III (5-10, 183, So.)		GP 19 GS 19				
2	Micah Bernard (6-0, 202, So.) <u>OR</u>		23 6	16	Zemaiah Vaughn (6-2, 178, So.)		17 4				
24	Chris Curry (5-11, 220, Jr.)* <u>OR</u>		36 5								
1	Jaylon Glover (5-7, 207, Fr.) <u>OR</u>		0 0	NICKEL BACK				GP 6 GS 6			
				15 Malone Mataele (5-11, 184, Jr.)				26 7			
FULL BACK				5 Caine Savage (5-11, 182, So.)				12 0			
				FREE SAFETY				GP 6 GS 6			
X - WIDE RECEIVER				11 R.J. Hubert (6-0, 198, Sr.)				25 3			
17	Devaughn Vele (6-5, 205, So.)		GP 23 GS 8	17	Clayton Isbell (6-2, 210, Jr.)*		28 14				
10	Money Parks (5-10, 170, So.)		13 1								
				STRONG SAFETY				GP 6 GS 6			
Z - WIDE RECEIVER				8 Cole Bishop (6-2, 206, So.)				10 6			
21	Solomon Enis (6-3, 206, Sr.)		GP 44 GS 14	28	Sione Vaki (6-0, 208, Fr.)		0 0				
11	Makai Cope (6-3, 195, R-Fr.)		2 0								
R - WIDE RECEIVER											
25	Jaylen Dixon (5-9, 170, Sr.)		GP 38 GS 9								
5	Tao Johnson (6-0, 184, Fr.)		0 0								

2022 UTAH ROSTER

NUMERICAL		No.	Name	Yr.	Pos.	Ht.	Wt.	Hometown/Previous School	
0	Chris Reed	WR	37	Faysal Aden	So.	RB	5-8	208	Salt Lake City, Utah/West HS
1	Jaylon Glover	RB	56	Ka'eo Akana	Fr.	DE	6-2	206	Honolulu, Hawaii/Roosevelt HS
1	Clark Phillips III	CB	16	Bryson Barnes	So.	QB	6-1	206	Milford, Utah/Milford HS
2	Micah Bernard	RB	20	Lander Barton	Fr.	LB	6-4	230	Cottonwood Heights, Utah/Brighton HS
2	Kenzel Lawler	CB	89	Noah Bennee	R-Fr.	WR	6-4	208	Holladay, Utah/Olympus HS
3	Mohamoud Diabate	LB	2	Micah Bernard	So.	RB	6-0	202	Long Beach, Calif./Gahr HS
3	Ja'Quinden Jackson	QB	51	Keaton Bills	So.	OL	6-4	314	Draper, Utah/Corner Canyon HS
4	JaTravis Broughton	CB	8	Cole Bishop	So.	S	6-2	206	Peachtree City, Ga./Starr's Mill HS
4	Munir McClain	TE	18	Luke Bottari	Fr.	QB	5-10	205	San Mateo, Calif./Serra HS
5	Tao Johnson	WR	34	Jack Bouwmeester	Jr.	P	6-2	194	Bendigo, Victoria, Australia/Michigan State
5	Caine Savage	CB	4	JaTravis Broughton	Jr.	CB	5-11	191	Tulsa, Okla./Union HS
6	Justin Medlock	LB	19	Luca Caldarella	So.	WR	6-3	194	Cerritos, Calif./Cerritos College
6	Ricky Parks	RB	10	Ethan Calvert	R-Fr.	LB	6-1	215	Westlake Village, Calif./Oaks Christian HS
7	Van Fillingner	DE	14	Josh Calvert	So.	LB	6-2	225	Westlake Village, Calif./Washington
7	Cameron Rising	QB	65	Logan Castor	Fr.	SN	6-4	223	Cottonwood Heights, Utah/Brighton HS
8	Cole Bishop	S	40	Joey Cheek	Fr.	K	5-10	200	San Diego, Calif./Cathedral Catholic HS
8	Brandon Rose	QB	98	Cody Christensen	Fr.	OL	6-2	253	Draper, Utah/Corner Canyon HS
9	Elijah Davis	CB	11	Makai Cope	R-Fr.	WR	6-3	195	Culver City, Calif./Culver City HS
9	Tavion Thomas	RB	24	Chris Curry	Jr.	RB	5-11	220	Fort Myers, Fla./LSU
10	Ethan Calvert	LB	71	Braeden Daniels	Jr.	OL	6-4	297	Carrollton, Texas/Hebron HS
10	Money Parks	WR	9	Elijah Davis	Fr.	CB	6-0	160	Winter Haven, Fla./Auburndale Senior HS
11	Makai Cope	WR	66	Hunter Deuel	Fr.	OL	6-4	307	American Fork, Utah/American Fork HS
11	R.J. Hubert	S	3	Mohamoud Diabate	Sr.	LB	6-4	222	Auburn, Ala./Florida
12	Sidney Mbanasor	WR	25	Jaylen Dixon	Sr.	WR	5-9	170	Frisco, Texas/Lone Star HS
12	Tyler Wegis	DE	83	Collin Edwards	Fr.	WR	6-0	165	Cottonwood Heights, Utah/Brighton HS
13	Nate Johnson	QB	83	Jonah Elliss	So.	DE	6-2	241	Moscow, Idaho/Moscow Senior HS
13	Chase Kennedy	DE	21	Solomon Enis	Sr.	WR	6-3	206	Phoenix, Ariz./North Canyon HS
14	Josh Calvert	LB	46	Hayden Erickson	R-Fr.	TE	6-2	249	Lehi, Utah/Lehi HS
15	Tiquan Gilmore	WR	61	Kolinu'u Faaiu	R-Fr.	OL	6-3	319	Edmonds, Wash./North Creek HS
15	Malone Mataele	CB	7	Van Fillingner	So.	DE	6-4	256	Draper, Utah/Corner Canyon HS
16	Bryson Barnes	QB	94	Tevita Fotu	R-Fr.	DT	6-5	275	Oakland, Calif./Herriman HS
16	Zemaiah Vaughn	CB	54	Hayden Furey	Jr.	LB	6-2	228	Saratoga Springs, Utah/Westlake HS
17	Clayton Isbell	S	15	Tiquan Gilmore	Jr.	WR	5-11	180	Los Angeles, Calif./College of the Canyons
17	Devaughn Vele	WR	1	Jaylon Glover	Fr.	RB	5-7	207	Lakeland, Fla./Lake Gibson HS
18	Luke Bottari	QB	57	JT Greep	So.	SN	6-0	225	Glendora, Calif./Glendora HS
19	Luca Caldarella	WR	72	Ridge Harrell	Fr.	DE	6-4	303	Denver, Colo./Skyridge HS
19	Bryson Reeves	S	79	Alex Harrison	So.	OL	6-4	315	Bountiful, Utah/Viewmont HS
20	Lander Barton	LB	30	Nick Howe	R-Fr.	CB	5-10	176	Salt Lake City, Utah/Woods Cross HS
20	Jett Meine	WR	11	R.J. Hubert	Sr.	S	6-0	198	Logandale, Nev./Moapa Valley HS
21	Solomon Enis	WR	17	Clayton Isbell	Fr.	S	6-2	210	St. Charles, Ill./Illinois State
21	Karene Reid	LB	3	Ja'Quinden Jackson	R-Fr.	QB	6-2	227	Dallas, Texas/Texas
23	Faybian Marks	CB	48	Deven Johnson	R-Fr.	TE	6-4	240	Salem, Utah/Salem Hills HS
24	Chris Curry	RB	41	Jonathan Johnson	Fr.	RB	6-1	259	Clovis, Calif./Clovis HS
24	Darrien "Bleu" Stewart	S	13	Nate Johnson	Fr.	QB	6-0	191	Clovis, Calif./Clovis HS
25	Jaylen Dixon	WR	5	Tao Johnson	Fr.	WR	6-0	184	Idaho Falls, Idaho/Thunder Ridge HS
26	Charlie Vincent	RB	90	Devin Kaufusi	Sr.	DT	6-7	283	Provo, Utah/BYU
27	Elvis Vakapuna	RB	59	Falcon Kaumatule	So.	OL	6-8	301	Las Vegas, Nev./Bishop Gorman HS
28	Pierre Moudourou	WR	32	Logan Kendall	Sr.	TE	6-3	263	Cheney, Wash./Idaho
28	Sione Vaki	S	13	Chase Kennedy	Fr.	DE	6-3	223	Dallas, Texas/ The Episcopal School of Dallas
29	Elisha Lloyd	CB	86	Dalton Kincaid	Sr.	TE	6-4	240	Las Vegas, Nev./San Diego
30	Nick Howe	CB	75	Tyler Knaak	Fr.	OL	6-6	305	Cottonwood Heights, Utah/Brighton HS
32	Logan Kendall	TE	85	Masaki Kudo	R-Fr.	WR	5-10	181	Ota, Tokyo, Japan/Keio University
33	Jocelyn Malaska	CB	80	Brant Kuithe	Sr.	TE	6-2	219	Katy, Texas/Cinco Ranch HS
34	Jack Bouwmeester	P	68	Jaren Kump	So.	OL	6-5	309	Riverton, Utah/Herriman HS
35	Isaac Vaha	TE	46	Lolani Langi	R-Fr.	LB	6-2	212	South Jordan, Utah/Washington State
37	Faysal Aden	RB	78	Sataoa Laumea	So.	OL	6-4	308	Rialto, Calif./Eisenhower HS
38	Brock Nowatzke	S	2	Kenzel Lawler	R-Fr.	CB	5-11	190	Corona, Calif./Eleanor Roosevelt HS
39	Jadon Pearson	S	92	James LeBaron	Fr.	DE	6-2	250	Draper, Utah/Corner Canyon HS
40	Joey Cheek	K	29	Elisha Lloyd	R-Fr.	CB	5-10	176	San Marcos, Calif./Mission Hills HS
41	Jonathan Johnson	RB	70	Hunter Lotulelei	R-Fr.	OL	6-2	323	West Valley City, Utah/Highland HS
42	Malae Tanuvasa	S	53	Johnny Maea	Jr.	OL	6-4	312	Salt Lake City, Utah/East HS
43	Gavin Nawahine	DE	54	Paul Maile	Jr.	OL	6-2	304	Salt Lake City, Utah/East HS
44	Mason Tufaga	LB	33	Jocelyn Malaska	Fr.	CB	6-1	180	Bethany, Okla./Bethany HS
46	Hayden Erickson	TE	23	Faybian Marks	So.	CB	5-10	189	Richmond, Texas/George Ranch HS
46	Lolani Langi	LB	55	Andrew Mata'afa	Jr.	LB	6-3	221	San Diego, Calif./Mt. Carmel HS
47	Miki Suguturaga	DE	15	Malone Mataele	Jr.	CB	5-11	184	Placentia, Calif./Santa Margarita Catholic HS
48	Deven Johnson	TE	12	Sidney Mbanasor	Fr.	WR	6-5	216	Pflugerville, Texas/Pflugerville HS
50	Fua Pututau	DT	4	Munir McClain	R-So.	TE	6-4	229	Atlanta, Ga./USC

2022 UTAH ROSTER

NUMERICAL	No.	Name	Yr.	Pos.	Ht.	Wt.	Hometown/Previous School
51 Keaton Bills	OL	6 Justin Medlock	Fr.	LB	6-0	220	Missouri City, Texas/Manvel HS
52 Michael Mokofisi	OL	20 Jett Meine	Fr.	WR	6-0	214	Draper, Utah/Corner Canyon HS
53 Johnny Maea	OL	52 Michael Mokofisi	R-Fr.	OL	6-4	321	Woods Cross, Utah/Woods Cross HS
54 Hayden Furey	LB	88 Landon Morris	Fr.	TE	6-5	231	Indianapolis, Ind./Nazareth Academy
54 Paul Maile	OL	28 Pierre Moudourou	Sr.	WR	6-1	208	Danbury, Conn./Monroe College
55 Andrew Mata'afa	LB	43 Gavin Nawahine	R-Fr.	DE	6-2	246	Meridian, Idaho/Rocky Mountain HS
56 Ka'eo Akana	DE	38 Brock Nowatzke	Fr.	S	5-11	198	Santa Clara, Utah/Snow Canyon HS
57 JT Greep	SN	67 Jordan Noyes	So.	K	5-10	196	Higham, Kent/Gad's Hill School
57 Keanu Tanuvasa	DT	96 Helaman Ofengahue	Fr.	DE	6-2	222	Lehi, Utah/Lehis HS
58 Junior Tafuna	DT	74 Keith Olson	Fr.	OL	6-6	306	Napavine, Wash./Napavine HS
59 Falcon Kaumatule	OL	81 Connor O'Toole	So.	DE	6-4	242	Albuquerque, N.M./La Cueva HS
61 Kolinu'u Faaiu	OL	10 Money Parks	So.	WR	5-10	170	Aledo, Texas/Aledo HS
61 Michael Williams	P	6 Ricky Parks	R-Fr.	RB	5-10	210	Tampa, Fla./Gaither HS
65 Logan Castor	SN	39 Jadon Pearson	So.	S	6-3	200	Gilbert, Ariz./Reedley College
66 Hunter Deuel	OL	77 Simote Pepa	R-Fr.	DT	6-3	345	South Jordan, Utah/Bingham HS
67 Jordan Noyes	K	1 Clark Phillips III	So.	CB	5-10	183	Lakewood, Calif./La Habra HS
68 Jaren Kump	OL	50 Fua Pututau	Jr.	DT	6-1	292	Salt Lake City, Utah/Cottonwood HS
70 Hunter Lotulelei	OL	84 Taniela Pututau	R-Fr.	TE	6-3	246	Salt Lake City, Utah/Cottonwood HS
71 Braeden Daniels	OL	99 Tennessee Pututau	So.	DT	6-2	287	West Valley City, Utah/East HS
72 Ridge Harrell	DE	97 Jadon Redding	Jr.	K	5-11	194	Fredericksburg, Va./Colonial Forge HS
73 Tanoa Togiai	OL	0 Chris Reed	Fr.	WR	6-0	192	Orlando, Fla./Wekiva HS
74 Keith Olson	OL	19 Bryson Reeves	So.	S	6-1	203	Montrose, Calif./St. Francis HS
75 Tyler Knaak	OL	91 Gabe Reid	Sr.	DE	6-0	247	American Fork, Utah/Stanford
76 Zereoue Williams	OL	21 Karene Reid	So.	LB	6-0	227	American Fork, Utah/Timpview HS
77 Simote Pepa	DT	7 Cameron Rising	Jr.	QB	6-2	218	Ventura, Calif./Texas
78 Sataoa Laumea	OL	8 Brandon Rose	Fr.	QB	6-2	210	Temecula, Calif./Murrieta Valley HS
79 Alex Harrison	OL	5 Caine Savage	So.	CB	5-11	182	Buena Park, Calif./Western HS
80 Brant Kuithe	TE	24 Darrien "Bleu" Stewart	R-Fr.	S	6-0	190	Las Vegas, Nev./Desert Pines HS
81 Connor O'Toole	DE	47 Miki Suguturaga	So.	DE	6-4	264	Kaneohe, Hawaii/Punahou School
83 Collin Edwards	WR	58 Junior Tafuna	So.	DT	6-3	300	Taylorsville, Utah/Bingham HS
83 Jonah Elliss	DE	57 Keanu Tanuvasa	Fr.	DT	6-3	281	Mission Viejo, Calif./Mission Viejo HS
84 Taniela Pututau	TE	42 Malae Tanuvasa	Fr.	S	6-0	181	Highland, Utah/Skyridge HS
85 Masaki Kudo	WR	9 Tavion Thomas	Jr.	RB	6-2	238	Dayton, Ohio/Independence CC
86 Dalton Kincaid	TE	73 Tanoa Togiai	R-Fr.	OL	6-6	318	Rigby, Idaho/Rigby HS
87 Thomas Yassmin	TE	44 Mason Tufaga	R-Fr.	LB	6-1	232	Honolulu, Hawaii/St. Louis HS
88 Landon Morris	TE	35 Isaac Vaha	R-Fr.	TE	6-6	268	Pleasant Grove, Utah/Pleasant Grove HS
89 Noah Bennee	WR	27 Elvis Vakapuna	So.	RB	5-7	215	Kahuku, Hawaii/Kahuku HS
90 Devin Kaufusi	DT	28 Sione Vaki	Fr.	S	6-0	208	Antioch, Calif./Liberty HS
91 Gabe Reid	DE	16 Zemaiah Vaughn	So.	CB	6-2	178	Beaumont, Texas/Beaumont United HS
92 James LeBaron	DE	17 Devaughn Vele	So.	WR	6-5	205	San Diego, Calif./Rancho Bernardo HS
94 Tevita Fotu	DT	95 Aliko Vimahi	So.	DT	6-4	307	Kahuku, Hawaii/Kahuku HS
95 Aliko Vimahi	DT	26 Charlie Vincent	So.	RB	5-10	199	Salt Lake City, Utah/East HS
96 Helaman Ofengahue	DE	12 Tyler Wegis	R-Fr.	DE	6-6	228	Ladera Ranch, Calif./San Juan Hills HS
97 Jadon Redding	K	61 Michael Williams	Jr.	P	6-0	193	Phoenix, Ariz./Arizona State
98 Cody Christensen	OL	76 Zereoue Williams	R-Fr.	OL	6-8	302	Phoenix, Ariz./Mountain Pointe HS
99 Tennessee Pututau	DT	87 Thomas Yassmin	Jr.	TE	6-5	251	Sydney, Australia/The Scots College

PRONUNCIATIONS

Faysal Aden.....face-all	Devin Kaufusi.....kuh-foo-see	Michael Mokofisi.....mo-ko-fee-see	Tanoa Togiai.....tuh-no-uh toe-gee-eye
Ka'eo Akana.....kay-oh ah-kahn-uh	Falcon Kaumatule.....cow-muh-tool-ay	Jordan Noyes.....noise	Mason Tufaga.....too-fah-guh
Noah Bennee.....beh-nay	Tyler Knaak.....kuh-knock	Helaman Ofengahue.....vah-ha	Isaac Vaha.....vah-ha
Micah Bernard.....muh-ky	Masaki Kudo.....muh-saw-key-koo-do	hell-ah-mun oh-fah-en-gow-ay	Sione Vaka.....see-oh-nay vah-kah
Keaton Bills.....key-ten	Brant Kuithe.....keeth-ee	Jadon Pearson.....jay-den	Zemaiah Vaughn.....zuh-my-uh
Jack Bouwmeester.....bo-mee-stir	Lolani Langi.....low-lawn-ee-lang-ee	Simote Pepa.....seh-mo-tay pep-ah	Devaughn Vele.....duh-vawn vay-lay
JaTravis Broughton.....juh-travis braw-tun	Sataoa Laumea.....sah-tao-uh lau-may-uh	Fua Pututau.....foo-uh poo-too-tao	Aliko Vimahi.....uh-lee-key vee-mah-hee
Makai Cope.....muh-ky	Hunter Lotulelei.....lo-too-lay-lay	Taniela Pututau.....tuh-knee-ell-uh poo-too-tao	Tyler Wegis.....wee-gus
Braeden Daniels.....bray-den	Elisha Lloyd.....ee-lie-sha	Tennessee Pututau.....poo-too-tao	Zereoue Williams.....zare-oh-way
Hunter Deuel.....doo-el	Johnny Maea.....my-ay-uh	Jadon Redding.....jay-den	Thomas Yassmin.....yaz-men
Mohamoud Diabate.....mah-mood dee-ah-bah-tay	Paul Maile.....my-lay	Karene Reid.....kuh-ren-ay reed	
Solomon Enis.....ee-niss	Jocelyn Malaska.....joe-seh-lynn muh-laas-kuh	Miki Suguturaga.....me-kee soo-ga-too-rahg-uh	
Kolinu'u Faaiu.....koo-lee-new-ew fay-ee-ew	Faybian Marks.....fay-bee-in	Junior Tafuna.....tah-foo-nuh	
Van Fillingier.....fill-in-jer	Andrew Mata'afa.....mah-tah-ah-fah	Keanu Tanuvasa.....key-ah-new tah-new-vah-saw	
Tevita Fotu.....tuh-vee-tuh fo-too	Malone Mataele.....mah-tah-el-ly	Malae Tanuvasa.....mah-lay tah-new-vah-saw	
Tiquan Gilmore.....tie-quon	Sidney Mbanasor.....em-ban-ah-sore	Tavion Thomas.....tay-vee-on	
Ja'Quinden Jackson.....juh-quin-den	Munir McClain.....moo-near		
Tao Johnson.....tay-oh	Jett Meine.....mine-ee		

NATIONAL WATCH LISTS
AFCA Good Works Team (Community Service) Dalton Kincaid, TE
Bronko Nagurski Trophy (Best Defensive Player) Clark Phillips III, CB Junior Tafuna, DT
Butkus Award (Best Linebacker) Mohamoud Diabate, LB
Chuck Bednarik Award (Best Defensive Player) Clark Phillips III, CB
Davey O'Brien Award (Best Quarterback) Cameron Rising, QB
Doak Walker Award (Best Running Back) Tavion Thomas, RB
Dodd Trophy (Best Coach) Kyle Whittingham
Jim Thorpe Award (Best Defensive Back) Cole Bishop, S Clark Phillips III, CB
John Mackey Award (Best Tight End) Dalton Kincaid, TE
Johnny Unitas Golden Arm Award Cameron Rising, QB
Manning Award (Best Quarterback) Cameron Rising, QB
Maxwell Award (Best Player) Cameron Rising, QB Tavion Thomas, RB
Outland Trophy (Best Interior Linemen) Braeden Daniels, OL Junior Tafuna, DT
Polynesian College Football Player of the Year Sataoa Laumea, OL Malone Mataele, CB Johnny Maea, OL Tennessee Pututau, DT Junior Tafuna, DT Devaughn Vele, WR
Reese's Senior Bowl Braeden Daniels, OL Mohamoud Diabate, LB Devin Kaufusi, DT Dalton Kincaid, TE Brant Kuithe, TE Cameron Rising, QB Tavion Thomas, RB
Rotary Lombardi Award (Linemen of the Year) Braeden Daniels, OL
Walter Camp Player of the Year Tavion Thomas, RB
Wuerffel Trophy (Community Service) Dalton Kincaid, TE

TEAM LEADERS
Each season, both the team captains and the leadership council are voted on by the team during fall camp. The Utes picked two offensive and two defensive captains along with the 16-member leadership council.
<ul style="list-style-type: none">2022 Utah Football Captains: Cameron Rising (QB), Brant Kuithe (TE), Clark Phillips III (CB) and Devin Kaufusi (DT).2022 Utah Football Leadership Council: Bryson Barnes (QB), Micah Bernard (RB), Cole Bishop (S), Braeden Daniels (OL), Solomon Enis (WR), R.J. Hubert (S), Devin Kaufusi (DT), Dalton Kincaid (TE), Brant Kuithe (TE), Paul Maile (OL), Andrew Mata'afa (LB), Clark Phillips III (CB), Karene Reid (LB), Cameron Rising (QB), Miki Suguturaga (DE), Devaughn Vele (WR).
GRADUATE U
Utah has 18 total student-athletes on the roster that have already received their degree and four who will complete their degrees in December.
<ul style="list-style-type: none">Micah Bernard (Communications, Dec. of 2022), Keaton Bills (Family, Community & Human Development, May of 2022), Chris Curry (Communications, Dec. of 2022), Mohamoud Diabate (Sociology), Jaylen Dixon (Criminology/Sociology, May of 2022), Solomon Enis (Business Administration, May of 2022), R.J. Hubert (Communications, May of 2022), Clayton Isbell (May of 2022), Devin Kaufusi (Communications, Dec. of 2022), Logan Kendall (May 2022), Brant Kuithe (Communications, May of 2022), Andrew Mata'afa (Criminology, May of 2022), Malone Mataele (Sociology, May of 2022), Pierre Moudourou (Sociology, May of 2022), Gabe Reid (Management Science & Engineering, May of 2022), Cameron Rising (Psychology/Criminology, May of 2021), Tavion Thomas (Dec. of 2022), Thomas Yassmin (Mathematics/Quantitative Analysis of Markets & Organizations, May 2022).
THE MAN IN CHARGE
Head coach Kyle Whittingham is the longest-tenured coach in the Pac-12 and the second-longest tenured coach at the same school in the NCAA FBS. He is 144-70 overall at Utah, becoming the all-time wins leader at Utah in 2021. He passed Ike Armstrong (141-55-15 in 211 games) with Utah's historic win over No. 3 Oregon on Nov. 20, 2021. He has coached in 339 games at Utah (11 seasons as an assistant) and 214 as the head coach.
<ul style="list-style-type: none">He has contributed to more victories than any coach in program history (229), including his 11 seasons as an assistant coach (1994-2004).His 144 career wins as the head coach of the Utes ranks third among active FBS coaches at the same school and ranks 15th among active FBS coaches overall (most in the Pac-12).He has led the Utes to at least a share of the Pac-12 South title in three of the last four seasons, and four times overall since joining the Pac-12 (2021, 2019, 2018, 2015 *shared title).He has won three National Coach of the Year recognitions – two in 2008 and one in 2019. He was the AFCA Coach of the Year and Bear Bryant Award winner in 2008, and the Dodd Trophy Coach of the Year in 2019, also winning Pac-12 Coach of the Year in 2019 and 2021.The Utes have made the final AP Top 25 seven times and the final Coaches Poll eight times under Whittingham.Whittingham has had 30 players make major All-America teams (those determining the NCAA's consensus team).
YOUTH INSURGENCE
Of the 115 players that participated in fall camp for the Utes, 86 were underclassmen (freshmen, redshirt freshmen, sophomores), accounting for 74-percent of the roster.
<ul style="list-style-type: none">Of the 86 underclassmen, 54 are freshmen (true/redshirt) and 32 are sophomores.Utah has the sixth-youngest roster among Power Five teams this season.Utah has eight underclassmen that started at least one game on defense last season (Clark Phillips III, So., CB, 14 starts; Van Fillinger, So., DE, 13 starts; Cole Bishop, So., S, 11 starts; Junior Tafuna, So., DT, 11 starts; Faybian Marks, So., CB, 7 starts; Karene Reid, So., LB, 6 starts; Zemaiah Vaughn, So., CB, 4 starts; Aliki Vimahi, So., DT, 2 starts).The Utes' starting offensive line consists of three underclassmen who started in games in 2021 (Keaton Bills, So., LG, 8 starts; Jaren Kump, So., LT, 4 starts; Sataoa Laumea, So., RG, 13 starts).

PRESEASON ALL-AMERICA
Associated Press Clark Phillips III, CB (2nd Team)
Athlon Sports Clark Phillips III, CB (2nd Team) Braeden Daniels, OL (3rd Team) Brant Kuithe, TE (3rd Team) Tavion Thomas, RB (3rd Team)
Phil Steele Braeden Daniels, OL (4th Team) Clark Phillips III, CB (4th Team) Junior Tafuna, DT (4th Team)
Pro Football Focus Clark Phillips III, CB (2nd Team) Brant Kuithe, TE (Honorable Mention)
Pro Football Network Clark Phillips III, CB (2nd Team) Sataoa Laumea, OL (3rd Team) Brant Kuithe, TE (Honorable Mention) Tavion Thomas, RB (Honorable Mention)
Walter Camp Clark Phillips III, CB (1st Team)
PRESEASON ALL-CONFERENCE
Pac-12 (Media) Cole Bishop, S (1st Team) Braeden Daniels, OL (1st Team) Van Fillinger, DE (1st Team) Brant Kuithe, TE (1st Team) Clark Phillips III, CB (1st Team) Tavion Thomas, RB (1st Team) Sataoa Laumea, OL (2nd Team) Cameron Rising, QB (2nd Team) Junior Tafuna, DT (2nd Team) JaTravis Broughton, CB (Honorable Mention) Mohamoud Diabate, LB (Honorable Mention) Dalton Kincaid, TE (Honorable Mention) Devaughn Vele, WR (Honorable Mention)
Athlon Sports Cole Bishop, S (1st Team) Braeden Daniels, OL (1st Team) Brant Kuithe, TE (1st Team) Clark Phillips III, CB (1st Team) Tavion Thomas, RB (1st Team) Van Fillinger, DE (2nd Team) Cameron Rising, QB (2nd Team) Dalton Kincaid, TE (3rd Team) Karene Reid, LB (3rd Team) Junior Tafuna, DT (3rd Team) Keaton Bills, OL (4th Team) Gabe Reid, DE (4th Team)
Phil Steele Cole Bishop, S (1st Team) Braeden Daniels, OL (1st Team) Clark Phillips III, CB (1st Team) Junior Tafuna, DT (1st Team) Tavion Thomas, RB (1st Team) Mohamoud Diabate, LB (2nd Team) Van Fillinger, DE (2nd Team) Cameron Rising, QB (2nd Team) Brant Kuithe, TE (2nd Team) Sataoa Laumea, OL (3rd Team)

OFFENSIVE NOTEBOOK

THE MASTERMIND

Offensive coordinator and quarterbacks coach Andy Ludwig is in his fourth year of his second full-time stint on the Utah coaching staff in 2022. In his three seasons as the leader of the Utah offense, the Utes have led the Pac-12 in rushing offense twice (2019, 2021) with Utah also leading the league in scoring and total offense in 2021.

- In Pac-12 games only in 2021, Utah led the league in scoring offense (372), touchdowns scored (45), total offense (454.89), rushing offense (240.78) and passing efficiency (145.7).
- Utah finished the 2021 season ranked seventh in the FBS (1st in the Pac-12) in first downs offense (340), 13th in the FBS and first in the Pac-12 in rushing offense (216.8), 14th in the FBS in scoring offense (36.1), third in the Pac-12 in passing efficiency (141.95) and first in the league in time of possession (30:49).
- Utah's 3,035 rushing yards in 2021 ranks second all-time at Utah while its 37 rushing touchdowns broke the program record for single-season rushing scores.
- Utah has had a 1,000-yard rusher in 11 of head coach Kyle Whittingham's 17 seasons.
- The Utes were one of just six Power Five programs in 2021 with three different running backs rushing for over 450 yards with Tavion Thomas (1,108 yards) and Micah Bernard (523 yards) returning in 2022.
- Utah's offense scored 24 of its 37 rushing touchdowns in the last seven games (65%) of 2021, recording 34 rushing scores during Pac-12 play to lead the league.
- Utah scored over 30 points in 11 of its 14 games in 2021, including 35+ points in eight of its last nine. It was the most 30-point scoring games the Utes have had in a season in program history.
- Of Utah's 61 offensive touchdowns scored in 2021, 32 came on drives of 70 yards or longer (52%).
- Utah produced 45 points, 36 first downs and 567 yards on its game opening drives last season, scoring on its first drive of the game seven times.
- 2021 was a season of milestones for the Utes, including scoring their most points in a bowl game (45 vs. Ohio State), the most points against an AP Top 10 opponent in the regular season (38 vs. Oregon), and the most points scored by the Utes in the Coliseum vs. USC (42).

QB1 CONTINUES TO RISE

Junior quarterback Cameron Rising enters the 2022 season as the starter after racking up preseason honors left and right, landing on seven national watch lists. The Ventura, Calif., native has played in 14 career games at Utah with 12 starts, entering his junior season with his name in the Utah record books.

- He earned Pac-12 All-Conference first-team in 2021 after recording 2,493 yards on 204-of-320 passing (5 INT, 20 TDs), adding 74 carries for 499 rushing yards (6.7 ypc) and six rushing touchdowns.
- He ranked fourth in total offensive TDs (18), third in passing yards per game (214.1), third in passing efficiency (145.74) and second in passing yards per completion (12.76) in Pac-12 games in 2021.
- Since the 2020 season, Rising has completed 63.5-percent (207-for-326) of his passes, the sixth-best mark in Utah program history.
- During the 2021 season, Rising threw for 20 touchdowns, the 10th-most in a single season at Utah, and was also the most by a Utah quarterback since 2008 (Brian Johnson, 27).
- He finished the 2021 season as the highest-rated Pac-12 QB in ESPN's QBR Rating (84.2), also ranking sixth overall.
- Rising returns in 2022 after he recorded five games with over 200 passing yards, including his career-high 306 at USC in 2021.

- His 499 rushing yards last season was the most by a Utah quarterback in a season since 2017 (Tyler Huntley, 537), becoming the sixth Ute QB to rush for over 400 yards since at least 1996.
- Rising's 6.7 yards per carry in 2021 ranked first among Power Five quarterbacks with 70 or more carries.

TIGHT END U

The tight end tandem that is Brant Kuithe and Dalton Kincaid are unmatched nationally after the Utes finished the 2021 season as the only Pac-12 team with two active tight ends with over 1,000 career receiving yards.

- Kincaid ranks sixth among active tight ends in the FBS with 1,733 career receiving yards while Kuithe sits right behind him at seventh with 1,676.
- The duo combined for 14 touchdowns, 86 receptions, and 1,121 receiving yards during the 2021 season with Kuithe producing 50 catches for 611 yards (6 TDs) and Kincaid adding 36 receptions for 510 yards (8 TDs).
- Kuithe and Kincaid combined to score 14 of Utah's 24 receiving touchdowns in 2021 (58%).
- In 2021, the Utes were the first Pac-12 team to have two tight ends record 6+ touchdowns in a season since 2011 (Stanford).
- The Utes were the only team in the FBS with two tight ends with six-or-more touchdowns in 2021.

THE HYBRID

Senior tight end Brant Kuithe is one of the most dynamic weapons for the Utes this year. Besides catching passes and throwing blocks on the line of scrimmage, he is not afraid to line up as a running back as well.

- Kuithe is a three-time All-Pac-12 tight end with 47 games and 23 starts under his belt at Utah.
- Heading into 2022, he is ranked in Pro Football Network's Top 100 College Players in 2022, sitting at No. 70 as one of just five tight ends on the list.
- He has 129 career receptions, which is the most by a Utah tight end since at least 1996 and is the most by an active Pac-12 tight end in 2022.
- His 129 career catches ranks 10th all-time at Utah and is just seven away from moving into ninth (Travis LaTendresse, 135).
- Kuithe is 167 yards away from joining the Utah top-10 for career receiving yards.

Utah Career Receiving Yards (Rankings 7-10)

7.	Paris Warren	1,885 yards	2003-04
8.	James Teahan	1,872 yards	1978-81
9.	Cliff Russell	1,862 yards	1998-01
10.	Jerome Brooks	1,843 yards	2007-10
11.	Brant Kuithe	1,676 yards	2018-Present

- Kuithe's 13 career receiving touchdowns is the most by a Utah tight end since at least 1996 while his 17 total touchdowns (13 rec., 4 rush) is the most by a Pac-12 tight end since 2013 (Austin Seferian-Jenkins, Washington, 2011-13, 21 TDs).
- He is four touchdowns away from cracking the top-10 all-time at Utah in career receiving scores with Paris Warren ranking 10th with 16.
- He has 17 career carries for 162 yards (9.53 ypc) and four rushing touchdowns. His four rushing scores is the third-most by active FBS tight ends in 2022.

Dear Aaron & Ty

We did it. We kept our promise.

When we lost you, the pain was real - and unthinkable. Had we not known what you wanted for us, to fight and play with a smile along the way - we may not have been able to carry on.

But we did.

We fought, we played, and we smiled.

We played for the guys next to us, and we lived each day with a new found passion.

We love harder, we dig deeper, and we give 22% more - and we got 22% better.

We kept your spirits in our hearts and together, we reigned supreme.

We felt you there when we went to Vegas and took what was ours. We gave every last piece of ourselves on the field in Pasadena. And we honored you there too. We came up short, but we left proud.

We fought, we played, and we smiled.

At the end of the day, with 22 in our hearts, we made history.

We did it, we kept our promise - and we aren't stopping now.

We will carry you with us forever.

Thank you 22.

*Love,
Your Brothers*



2022 RECORD WHEN...

Utah scores first.....0-0
Opponent scores first.....0-0

Utah has more rushing yards.....0-0
Opponent has more rushing yards.....0-0

Utah has more passing yards.....0-0
Opponent has more passing yards.....0-0

Utah plays at home.....0-0
Utah plays on the road.....0-0
Game is at a neutral site.....0-0

Utah plays on grass.....0-0
Utah plays on artificial turf.....0-0

Utah plays a day game.....0-0
Utah plays a night game.....0-0

Utah leads at halftime.....0-0
Utah trails at halftime.....0-0
Utah is tied at halftime.....0-0

Utah leads after three quarters.....0-0
Utah trails after three quarters.....0-0
Utah is tied after three quarters.....0-0

Outcome is 10 or more points.....0-0
Outcome is 7 or less points.....0-0

Game goes into overtime.....0-0

RICE-ECCLES STADIUM BIGGEST CROWDS

1. 52,724.....2021.....Oregon
2. 51,922.....2021.....UCLA
3. 51,724.....2021.....Arizona State
4. 51,538.....2021.....Colorado
5. 51,511.....2021.....Weber State
6. 51,483.....2021.....Washington St.
7. 47,825.....2015.....Michigan
8. 47,801.....2016.....Washington
9. 47,798.....2015.....California
10. 47,619.....2014.....USC

RICE-ECCLES SEASON ATTENDANCE AVERAGE

1. 51,817.....2021
2. 46,533.....2015
3. 46,506.....2016
4. 46,462.....2019
5. 46,436.....2014
6. 46,332.....2018
7. 45,913.....2017
8. 45,585.....2008
9. 45,459.....2010
10. 45,347.....2012

Capacity: 45,017, 1998-2013; 45-807, 2014-2019; 51,444, 2021-Present

- Over the last three seasons for the Utes, Kuithe has tallied at least one reception in 28 straight games, the fourth-best mark by an FBS player, with the Katy, Texas, native being the only tight end in the top 16 of the list.

FBS Consecutive Games with Reception

1.	Chris Autman-Bell	38	Minnesota
2.	Zakhari Franklin	32	UTSA
3.	Dylan Drummond	31	Eastern Michigan
T4.	Brant Kuithe	28	Utah
T4.	Rashee Rice	28	SMU

DALTON DELIVERS

Senior tight end Dalton Kincaid is no stranger when it comes to finding the end zone, scoring 27 receiving touchdowns through 43 career games in Division I football (24 games at San Diego, 19 games at Utah).

- His 27 career touchdowns leads all returning FBS tight ends this season.
- He scored eight receiving touchdowns in 2021, leading all Pac-12 tight ends, also ranking fifth nationally.
- The Las Vegas, Nev., native ranks 10th all-time at Utah in single-season receiving scores with his eight in 2021.
- He had 36 receptions in 2021 with 21 counting for first downs (58%).
- Kincaid's 14.2 yards per reception ranked third among Pac-12 tight ends last season.
- He is averaging 16.5 yards per catch in his career (105 receptions, 1733 yards), leading all active tight ends in 2022.

THOMAS THE TANK

The Utah touchdown machine that is Tavion Thomas returns to the Utes this season after producing a school record 21 rushing touchdowns in 2021. Thomas was named to 12 award watch lists entering the 2022 season after earning All-Pac-12 first-team last year.

- He led the Utes in 2021 with 204 carries, 1,108 rushing yards (85.2 per game) and rushing touchdowns (21).
- Thomas scored at least one touchdown in the last nine games he appeared in last season, putting in 15 of his 21 touchdowns in the final six games of the season (70%).
- He ranked third in the FBS and first in the Pac-12 in total rushing touchdowns (21), which tied for the sixth-most rushing scores by a Pac-12 running back since 1996.
- Thomas was one of just six student-athletes in the FBS with 20+ rushing touchdowns in 2021 with only three of those players returning in 2022.
- In his first year as a Ute, Thomas had two contests (vs. UCLA and at Stanford) where he rushed for four touchdowns, which tied for the most rushing touchdowns in a single game at Utah.
- He has played in 27 career games in FBS football (14 at Cincinnati, 13 at Utah) with 1,797 career rushing yards (28 TDs).
- His 28 career rushing touchdowns is the most by an active Pac-12 player in 2022.
- Thomas has seven career 100-yard rushing games (2 at Cincinnati, 5 at Utah).
- In his 100-yard rushing games in 2021, he averaged 72 yards per carry and scored 12 of his 21 rushing touchdowns. The Utes also went 5-0 in those games.

IN THE TRENCHES

The offensive line room will return six student-athletes who started at least three games last season, including Braeden Daniels and Sataoa Laumea, who started all 14 games. The offensive line ranked fourth nationally last season as they only allowed 0.93 sacks per game.

- Utah will be experienced up front with offensive lineman playing 89 games and having 60 starts between the returners.
- With the O-Line creating holes for the running backs last season, Utah went 10-1 when outrushing their opponents.

- Daniels, who has played in 36 career games and 29 starts (18 at LG, 11 at RT), was named to Outland Trophy (best interior lineman) and the Rotary Lombardi Award (best offensive or defensive lineman). He was a second-team All-Pac-12 selection last season.

- The Utes return 11 letter winners to the offensive line from last season, including Keaton Bills, Jaren Kump, Johnny Maea, Paul Maile, and Falcon Kaumatule, all of who have played in 10 or more games in their careers.

BIG GAME VELE

After starting his career at Utah in 2019 as a walk-on, sophomore wide receiver Devaughn Vele has turned into one of the most dangerous weapons in the Pac-12.

- He played in all 14 games in 2021, starting seven with 23 receptions for 389 yards (16.9 ypc) and a touchdown.
- His 16.9 yards per reception last season was the most on the team.
- Out of his 23 receptions in 2021, 15 were for 15 or more yards.

DEFENSIVE NOTEBOOK**R.S.N.B**

The 2022 season will be Utah alum Morgan Scalley's 15th year overall on the coaching staff and his seventh year as defensive coordinator. Called one of the brightest minds in the business, Scalley has developed the defensive identity that is known as R.S.N.B. – standing for relentless, smart, nasty, ballhawks – which gives the Utes the reputation as one of the grittiest groups in the nation.

- In five of Scalley's seven years as defensive coordinator, the Utes have ranked in the top-three in the Pac-12 in both total defense and scoring defense.
- The Utes have led the Pac-12 in rushing defense five times (2016, '18, '19 '20 and '21), also ranking third in the nation in 2019 and fifth in 2018.
- In six games in 2021, Utah opponents were held to under 315 total yards, including three matchups against teams in the final CFP rankings (San Diego State and both games vs. Oregon). The marks were even better in Pac-12 Conference play, as the Utes' nine-game league slate saw teams put up just 332 yards on average—the fewest in the league.
- Opponents averaged 20.2 points per game against the Utes in 2021, which ranked as the second-lowest in the Pac-12.
- Since 2016, the Utes allowed just 111.8 rushing yards per game and have only allowed 68 touchdowns. Both are the best marks in the Pac-12 during that six-year span, ranking fifth and seventh, respectively, among all Power 5 programs.

Fewest Rushing Yards Allowed Per Game (Power 5, since 2016)

1.	Alabama	101.7
2.	Wisconsin	102.5
3.	Georgia	106
4.	Clemson	111.3
5.	Utah	111.8

- Throughout 2021, teams struggled on the ground against Utah's Pac-12-leading rushing defense, mustering just 119.4 yards per game.
- Utah was 7-0 in games during the 2021 season when allowing under 100 yards rushing.
- Dating back to 2016, the Utes have posted 36 performances allowing 100 yards or less on the ground. It is the most in the Pac-12 and is tied with Clemson for fifth-most in the Power 5. Utah owns a 29-7 record since 2016 when allowing 100 rushing yards or less in a game.

SACK LAKE CITY

Utah's defensive line has become known for its physicality and production of NFL talent with the motto "next man up" always coming into play as the line has one of the largest groups of returners on the team in 2022. Headlined by starters Van Fillinger (DE) and Junior Tafuna (DT) with the addition of veteran Gabe Reid (DE), who transferred to Utah following a four-year career at Stanford, the Utes are primed for another exciting season in Sack Lake City.

- The Utes have finished in the top-three in the Pac-12 in sacks and tackles for loss three times under Morgan Scalley, leading the league in both in 2021 (97 TFL, 42 sacks) and 2016 (101 TFL, 43 sacks).
- Returners on the defensive line accounted for 15 sacks during the 2021 season (DE Van Fillinger 5.5; DT Junior Tafuna 4.5; DT Aliko Vmahahi 2.0; three Utes with one each).
- Tafuna had a breakout freshman campaign in 2021, culminating with taking home Pac-12 Freshman Defensive Player of the Year and AP Pac-12 All-Conference Second Team. Called upon at left tackle in Week 3 after a season-ending injury to Viane Moala, Tafuna started the final 11 games of the season.
- Tafuna's 4.5 sacks were third-most among freshmen in the Pac-12 in 2021, complemented by one pass breakup and one fumble recovery.
- Fillinger made huge strides forward in 2021 after a pandemic-shortened 2020 season, starting 13 of 14 games at defensive end last year.
- Fillinger led all freshmen in the Pac-12 in sacks (5.5) in 2021, bursting on the scene with a three-sack outing in Utah's win over Washington State – becoming the first freshman in Utah history to have 3.0 sacks in a game.
- Reid, the older brother of Utah linebacker Karene Reid, played in 42 games with 24 starts at Stanford from 2018-21. Gabe Reid led the Cardinal with 10.0 TFLs during his final season, adding an assisted sack, eight QB hurries and his first career interception.

NEW KIDS ON THE BLOCK

For the first time in three seasons, the Utes will look to replace another set of NFL linebackers with a completely new starting lineup. The group will look to returning part-time starter Karene Reid and Florida transfer Mohamoud Diabate to carry on the tradition that linebackers coach Colton Swan has instilled at Utah, adding in a crop of talented newcomers to the mix.

- Reid made the jump onto the scene vs. Washington State during Homecoming last year, growing his rover linebacker role as the season progressed. Reid appeared in 10 games including the Rose Bowl, starting six contests on the year and tallying 44 tackles (two TFL).
- He went off for 15 tackles in that WSU game – with his tackle count in that game being the most by a true freshman at Utah since at least 2005. Since 2012, only four freshmen nationally have produced 15-plus stops in their first career game with a tackle.
- Diabate played in 37 games with 17 starts during his Florida career (2019-21), recording 176 total tackles (14.0 TFL, 6.0 sacks), three forced fumbles, two pass breakups and an interception.
- While he may be a newcomer to the linebacker room, freshman Lander Barton is familiar with the Utah way. His brothers Cody (Seattle Seahawks) and Jackson (Las Vegas Raiders) are each entering their fourth NFL season in 2022 after standout careers at Utah. His sister, Dani, was a four-time All-American for Utah Volleyball while his mother, Mikki, was a two-sport All-American at Utah in basketball and volleyball as a Crimson Club Hall of Fame inductee. His father, Paul, also played football and baseball at the U.
- Barton was a four-star recruit out of Brighton HS and ranked as the No. 7 linebacker in the nation by 247Sports.

FAMILIAR FOE

Despite being limited in Spring due to injury, Florida transfer Mohamoud Diabate returned for Fall camp full-steam-ahead and will be set to play in Utah's season opener.

- Of all transfers during the 2021-22 offseason, Diabate is the only player in the Pac-12 to open the '22 campaign against his former team.

Name	Class	Position	Current Team	Former Team
Mohamoud Diabate	Sr.	LB	Utah	Florida
Taisun Phommachanh	R-So.	QB	Georgia Tech	Clemson
Paul Tchio	So.	OL	Georgia Tech	Clemson
Bralyn Oliver	R-Fr.	DB	Syracuse	Louisville
Mark Perry	Jr.	S	TCU	Colorado
Peace Addo	R-Jr.	OL	Temple	Duke

PICK-SIX STREAK

The Utah defense is looking to extend a streak of 18 straight seasons with an interception returned for a touchdown. It dates back to 2004, the senior year of current defensive coordinator Morgan Scalley's playing career as a safety.

- This run of annual interceptions returned for a touchdown is the longest active streak in FBS football, and is the second-longest such streaks since at least 1996. Only Arizona State (2000-19) has had a longer run in that time.
- The Utes tallied three pick-sixes during the 2021 season, tied for most in the Pac-12 and sharing fourth-most of all Power 5 programs.
- Clark Phillips III had the first for the Utes last year, sealing the Homecoming win over Washington State. First round NFL Draft pick Devin Lloyd added a pair of pick-sixes against Stanford and in the Pac-12 Championship vs. Oregon.
- Jonathan Fanene and Steve Fifta scored Utah's pick-sixes in 2004 to begin the streak.

Power 5 - Consecutive Seasons With an Interception Return TD

Team	Consecutive Seasons	Year Started
Utah	18	2004
Iowa	14	2008
Ohio State	10	2012

YEAR 3 FOR CP3

One of the most lauded cornerbacks in the Pac-12 and nationally, Clark Phillips III has become a mainstay at the position, starting all 19 games since he came to campus in 2020. Phillips, whom Pro Football Network ranked the No. 25 collegiate player and No. 3 cornerback for the 2022 season, has been placed on three preseason watch lists and six preseason All-America squads.

- He tallied 63 tackles during the 2021 season—second-most in Utah's secondary—to go with a Pac-12-leading 15 passes defended. It included 13 breakups, tied for fifth-most at Utah in a single season.
- Phillips notched another Pac-12 best, tallying 11 passes defended during conference play between 10 pass breakups and a pick-six.
- For his efforts during the season, Phillips was named All-Conference Second Team by both the Associated Press and the Pac-12.
- He sealed the 2021 victory over Washington State with a 54-yard interception return for a touchdown. Two of Phillips' three interceptions as a Ute have come against WSU, both pick-sixes, and both in the last three minutes of regulation.

IT TAKES TWO

Clark Phillips III along with safety Cole Bishop emerged as two leaders of the secondary down the stretch of 2021 after injuries tested the depth of the group. Both earned spots on the Jim Thorpe Award preseason watch list.

- Of the 338 tackles the secondary produced in 2021, Phillips and Bishop combined for 117 of them (35%) with a combined 20 passes defended.
- Bishop led all true freshmen on the team in 2021 with 54 tackles (9.0 TFL, 3.0 sacks), adding five pass breakups. He had no less than seven tackles in the last five games, capped with a career-high eight stops in both the Pac-12 Championship and the Rose Bowl Game.
- Bishop's three TFL at Arizona were the most by a true freshman at Utah since 2007. He also earned his first career blocked field goal in the regular season tilt with Oregon.

UTES IN THE NFL (27)

Updated Aug. 29

Offensive Line (5)

Jackson Barton Las Vegas
 Garrett Bolles Denver
 Nick Ford Jacksonville
 Bamidele Olaseni Las Vegas
 Darrin Paulo Detroit

Quarterbacks (1)

Tyler Huntley Baltimore

Running Backs (1)

Zack Moss Buffalo

Wide Receivers (2)

Britain Covey Philadelphia
 Tim Patrick Denver (IR)

Tight Ends (1)

Cole Fotheringham Las Vegas

Defensive Line (3)

Bradlee Anae NY Jets
 Leki Fotu Arizona
 Mika Tafua Dallas

Linebackers (4)

Cody Barton Seattle
 Chase Hansen New Orleans
 Devin Lloyd Jacksonville
 Nephi Sewell New Orleans

Defensive Backs (8)

Brian Allen New Orleans
 Julian Blackmon Indianapolis
 Marquise Blair Seattle
 Terrell Burgess LA Rams
 Javelin Guidry NY Jets
 Jaylon Johnson Chicago
 Eric Rowe Miami
 Marcus Williams Baltimore

Special Teams (2)

Matt Gay LA Rams
 Mitch Wishnowsky San Francisco

IR = Injured/Reserve

PS = Practice Squad

SPECIAL TEAMS NOTEBOOK

Utah historically has a tradition of outstanding special teams, and a mix of veterans and newcomers look to return the Utes to that standard in '22. Jadon Redding and Jordan Noyes are both back at the placekicker and kickoff positions, JT Greep enters year two at long snapper, and returning punter Michael Williams will be aided by Michigan State transfer Jack Bouwmeester.

- Redding, a Pac-12 All-Conference first-team pick in 2020, holds career marks of 114-of-116 on PATs and 28-of-35 on field goals, with his PAT percentage (.982) tied for fifth-best in program history.
- He was 41-of-43 last season on PATs and converted 10 of his 14 field goal attempts.
- His career-long field goal of 50 yards came during last year's Pac-12 Championship Game.
- Noyes, who walked on in 2020, handled 69 of Utah's 88 kickoffs last year. He was also called upon occasionally for PATs (21-of-21) and field goals (2-of-4).
- Noyes, who is 30 years old, is the oldest known kicker in FBS football in 2022. The year he was born, head coach Kyle Whittingham was the defensive coordinator at Idaho State.
- Williams, who was also Utah's primary holder in 2021, shared punt responsibilities down the stretch of 2021. He booted eight punts on the year, twice resetting his career-long during the Pac-12 Championship Game with punts of 53 yards and, later, 54 yards.
- He'll battle for playing time with Bouwmeester, an Australia native and member of the Michigan State program from 2019-20. Bouwmeester was rated the No. 6 punting prospect by 247Sports before joining the Spartans.
- Greep transitioned to the starting snapper role midway through 2021, contributing 71 snaps (16 punt, 10 FG, 45 PAT) during the last nine games of the season.

SELECT OFFENSIVE PLAYER QUICK HITS



71 **BRAEDEN DANIELS**
LT | 6-4 | 297 | JR | CARROLLTON, TEXAS (HEBRON HS)

Instagram: @braeden_daniels | Twitter: @B_Daniels71

- 35 career games played, 29 starts (18 at LG, 11 at RT).
- Pac-12 All-Conference second-team selection in 2021.
- Started all 14 games in 2021 (3 at LG, 11 at RT).
- All-District in the shot put in high school.
- Enjoys cutting his teammates' hair.



51 **KEATON BILLS**
LG | 6-4 | 314 | SO | DRAPER, UTAH (CORNER CANYON HS)

Instagram: @keaton_bills | Twitter: @keatonbills

- 19 career games, 12 starts (all at LG).
- Was rated the No. 2 defensive end in the state of Utah out of high school before transitioning to offensive line in 2019 as a true freshman.
- Has nine siblings (4 brothers, 5 sisters).
- Drives a moped.



54 **PAUL MAILE**
C | 6-2 | 304 | JR | SALT LAKE CITY, UTAH (EAST HS)

Instagram: @paulmaile54 | Twitter: @PaulMaile54

- 17 career games, 4 starts (1 at RG, 3 at center).
- Started four games in 2021 including three games at center.
- Two-time Pac-12 Academic Honor Roll.
- Has 10 siblings (4 brothers, 6 sisters).



78 **SATAOA LAUMEA**
RG | 6-4 | 308 | SO | RIALTO, CALIF. (EISENHOWER HS)

Instagram: @laumea78 | Twitter: @LaumeaSataoa

- Two-time All-Pac-12 selection, earning second-team in 2020 as a redshirt freshman.
- 19 career games, 18 starts (all at RG).
- Four-star recruit out of high school.
- Has nine siblings (6 sisters, 3 brothers).



68 **JAREN KUMP**
RT | 6-5 | 309 | SO | RIVERTON, UTAH (HERRIMAN HS)

Instagram: @jaren.kump | Twitter: @jarenkump68

- Nine career games played, all starts (6 at RT, 3 at LT).
- Started four games in 2021 (3 at LT, 1 at RT) before suffering a season-ending injury.
- Served a church mission in Brazil.
- Is fluent in Portuguese.



7 **CAMERON RISING**
QB | 6-2 | 218 | JR | VENTURA, CALIF. (UNIV. OF TEXAS)

- Career High Pass Yards.....306 at USC (2021)
- Season High Pass Yards.....--
- Career High Completions.....22 (2x), Last at Oregon State (2021)
- Season High Completions.....--
- Career Long Pass.....49 vs. Oregon (2021)
- Season Long Pass.....--
- Career High Pass TDs.....3 (3x), Last vs. Colorado (2021)
- Season High Pass TDs.....--
- Career High Rush Yards.....92 vs. Ohio State (2021)
- Season High Rush Yards.....--
- Career Long Rush.....62 vs. Ohio State (2021)
- Season Long Rush.....--
- Career High Rush TDs.....1 (6x), Last vs. Ohio State (2021)
- Season High Rush TDs.....--
- Last Game.....--

CAREER PASSING

Year	GP	Cmp	Att	Int	Yds	TD	Long	Avg/G
2020	1	3	6	1	45	0	21	45.0
2021	13	204	320	5	2493	20	49	191.8
2022	--	--	--	--	--	--	--	--
TOTAL	14	207	326	6	2538	20	49	181.3

CAREER RUSHING

Year	GP	Att	Yds	TD	Long	Avg/A	Avg/G
2020	1	1	-11	0	0	-11.0	-11.0
2021	13	74	499	6	62	6.7	38.4
2022	--	--	--	--	--	--	--
TOTAL	14	75	488	6	62	6.5	34.8

Instagram: @crising7 | Twitter: @crising7

- Pac-12 All-Conference first-team selection in 2021 after also being named a semifinalist for the Mayo Clinic Comeback Player of the Year.
- 14 career games, 12 starts.
- Five career games with 200+ passing yards, including one 300-yard game (306 at USC, 2021).
- Two-time Pac-12 Offensive Player of the Week.
- His 499 rushing yards in 2021 was the most by a Utah quarterback since 2017.
- Attempted three punts in 2021, landing two inside the 10-yard line (vs. UCLA).
- Was one of 45 quarterbacks invited to the 2022 Manning Passing Academy.
- Nickname is "ThiccBoi".



9 **TAVION THOMAS**
RB | 6-2 | 238 | JR | DAYTON, OHIO (INDEPENDENCE CC)

- Career High Carries.....26 vs. ECU (2018)*
- Season High Carries.....--
- Career High Rushing Yards.....177 at Stanford (2021)
- Season High Rushing Yards.....--
- Career Long Rush.....58 at Stanford (2021)
- Season Long Rush.....--
- Career High Rushing TDs.....4 (2x), Last at Stanford (2021)
- Season High Rushing TDs.....--
- Last Game.....--

CAREER RUSHING

Year	GP	Att	Yds	TD	Long	Avg/A	Avg/G
2018*	10	89	499	6	28	5.6	49.9
2019*	4	40	190	1	38	4.8	47.5
2021	13	204	1108	21	58	5.4	85.2
2022	--	--	--	--	--	--	--
TOTAL	27	333	1797	28	58	5.4	66.5

*at Cincinnati

Instagram: @official.thiagoo | Twitter: @thiagoothomas9

- Pac-12 All-Conference first-team selection in 2021.
- 27 career games in FBS football (14 at Cincinnati, 13 at Utah).
- Seven career 100-yard rushing games (2 at Cincinnati, 5 at Utah in 2021).
- Has 1,797 career rushing yards, including 1,108 at Utah.
- Seven games in his career with multiple rushing touchdowns (6 at Utah in 2021).
- Broke the Utah single-season rushing touchdown record with 21 through 13 games in 2021.
- Ranked third in the FBS and first in the Pac-12 in rushing touchdowns in 2021 (21).
- Was a state champion in the 4X100 meter relay in high school.
- Considers himself a "sneaker head", obsessed with Jordans.

SELECT OFFENSIVE PLAYER QUICK HITS



2

MICAH BERNARD

RB | 6-0 | 202 | SO | LONG BEACH, CALIF. (GAHR HS)

Career High Carries.....	17 at SDSU (2021)
Season High Carries.....	--
Career High Rushing Yards.....	146 at BYU (2021)
Season High Rushing Yards.....	--
Career Long Rush.....	50 at BYU (2021)
Season Long Rush.....	--
Career High Rushing TDs.....	1 (2x), Last at Stanford (2021)
Season High Rushing TDs.....	--
Last Game.....	--

CAREER RUSHING

Year	GP	Att	Yds	TD	Long	Avg/A	Avg/G
2019	4	0	0	0	0	0.0	0.0
2020	5	15	76	0	25	5.1	15.2
2021	14	87	523	2	50	6.0	37.4
2022	--	--	--	--	--	--	--
TOTAL	23	102	599	2	50	5.8	26.0

Instagram: @ctb.mb | Twitter: @ctb_mb

- 23 career games, six starts (5 at RB, 1 at CB in 2021).
- Two career 100-yard rushing games, both in 2021.
- Led all of Utah's running backs in 2021 in receptions (26) and receiving yards (251), also scoring two receiving touchdowns.
- Averaged 12.2 yards per carry vs. BYU in 2021, which ranks fourth all-time at Utah.
- After Utah's secondary was plagued with injury toward the end of the 2021 season, Bernard returned to his roots and started at cornerback in the Rose Bowl vs. Ohio State.
- He led the team in tackles vs. Ohio State (10), becoming the first Ute since 2015 to have both a receiving touchdown and a true defensive tackle (not special teams) in the same game.



24

CHRIS CURRY

RB | 5-11 | 220 | JR | FORT MYERS, FLA. (LSU)

Career High Carries.....	16 vs. Oklahoma (2019)*
Season High Carries.....	--
Career High Rushing Yards.....	90 vs. Oklahoma (2019)*
Season High Rushing Yards.....	--
Career Long Rush.....	20 (2x), Last vs. Oklahoma (2019)*
Season Long Rush.....	--
Career High Rushing TDs.....	--
Season High Rushing TDs.....	--
Last Game.....	--


CAREER RUSHING

Year	GP	Att	Yds	TD	Long	Avg/A	Avg/G
2018*	4	8	2	0	3	2.0	0.5
2019*	14	38	189	0	20	2.7	13.5
2020*	9	45	145	0	13	5.0	16.1
2021	9	18	80	0	11	4.4	8.9
2022	--	--	--	--	--	--	--
TOTAL	36	109	416	0	20	3.8	11.5

*at LSU

Instagram: @chriscurry_24 | Twitter: @thereal_chris24

- 36 career games (27 at LSU, 9 at Utah in 2021) with five starts at LSU.
- Had a 15-yard kickoff return against Washington State in 2021, the first of his career.
- Part of the CFP Championship LSU team in 2019, starting in the game.
- Rated the No. 9 running back nationally as a four-star recruit out of high school.



1

JAYLON GLOVER

RB | 5-7 | 207 | FR | LAKELAND, FLA. (LAKE GIBSON HS)

Career High Carries.....	--
Season High Carries.....	--
Career High Rushing Yards.....	--
Season High Rushing Yards.....	--
Career Long Rush.....	--
Season Long Rush.....	--
Career High Rushing TDs.....	--
Season High Rushing TDs.....	--
Last Game.....	--

CAREER RUSHING

Year	GP	Att	Yds	TD	Long	Avg/A	Avg/G
2022	--	--	--	--	--	--	--
TOTAL	0	0	0	0	0	0.0	0.0

Instagram: @lwayjay.____ | Twitter: @officiallyjay1

- Four-star recruit out of high school, recording 6,096 total rushing yards, 80 touchdowns and 32 100-yard rushing games.
- Class 6A Player of the Year and first-team all-state his junior year.
- Had a 4.0 GPA in high school.
- Lives by four pillars: Faith, Family, Academics, Athletics.



80

BRANT KUITHE

TE | 6-2 | 219 | SR | KATY, TEXAS (CINCO RANCH HS)

Career High Receptions.....	8 vs. Oregon State (2020)
Season High Receptions.....	--
Career High Receiving Yards.....	132 vs. UCLA (2019)
Season High Receiving Yards.....	--
Career High Receiving TDs.....	2 (2x), Last vs. Arizona State (2021)
Season High Receiving TDs.....	--
Last Game.....	--


CAREER RECEIVING

Year	GP	Rec	Yds	TD	Long	Avg/C	Avg/G
2018	14	20	227	1	30	11.4	16.2
2019	14	34	602	6	69	17.7	43.0
2020	5	25	236	0	26	9.4	47.2
2021	14	50	611	6	49	12.2	43.6
2022	--	--	--	--	--	--	--
TOTAL	47	129	1676	13	69	12.9	35.5

Instagram: @brantkuithe | Twitter: @Brantkuithe14

- Three-time All-Pac-12 tight end, earning second-team in 2019, 2020 and 2021.
- 47 career games, 23 starts.
- Two career 100-yard receiving games.
- 129 career receptions is the most by a Utah tight end since at least 1996.
- Has led the Utes in receptions (2019, 2020) and receiving yards (2019, 2021) twice.
- 28 straight games with at least one reception.
- 27 career games with at least three receptions, including 10 in 2021.
- Also has 17 career carries for 162 rushing yards (9.53 ypc) and four rushing touchdowns.
- His four rushing touchdowns is the third-most by an active FBS tight end in 2022.
- Voted one of the best singers on the team by his teammates.

SELECT OFFENSIVE PLAYER QUICK HITS



86 DALTON KINCAID
TE | 6-4 | 240 | SR | LAS VEGAS, NEV. (SAN DIEGO)

Career High Receptions.....6 at UNI (2019)*
Season High Receptions.....--
Career High Receiving Yards.....152 at Cal Poly (2019)*
Season High Receiving Yards.....--
Career High Receiving TDs.....4 at Nicholls (2018)*
Season High Receiving TDs.....--
Last Game.....--

CAREER RECEIVING

Year	GP	Rec	Yds	TD	Long	Avg/C	Avg/G
2018*	12	24	374	11	42	15.6	31.2
2019*	12	44	835	8	70	19.0	69.6
2020	5	1	14	0	14	14.0	2.8
2021	14	36	510	8	43	14.2	36.4
2022	--	--	--	--	--	--	--
TOTAL	43	105	1733	27	70	16.5	40.3

*at San Diego

Instagram: @daltonkincaid | Twitter: @_DaltonKincaid

- All-Pac-12 honorable mention in 2021.
- 43 career games played in Division I football (24 at San Diego, 19 at Utah).
- Four career 100-yard receiving games (all at San Diego).
- Played in all 14 games with 13 starts in 2021 at Utah.
- His eight receiving touchdowns in 2021 led all Pac-12 tight ends and ranked fifth among TEs in the FBS.
- Scored at least one touchdown in the final three games of 2021.
- Has a goldendoodle named Dixie that has its own Instagram (@dixieland_doodle).



17 DEVAUGHN VELE
WR | 6-5 | 205 | SO | SAN DIEGO, CALIF. (RANCHO BERNARDO HS)

Career High Receptions.....4 at USC (2021)
Season High Receptions.....--
Career High Receiving Yards.....84 at USC (2021)
Season High Receiving Yards.....--
Career High Receiving TDs.....1 at USC (2021)
Season High Receiving TDs.....--
Last Game.....--

CAREER RECEIVING

Year	GP	Rec	Yds	TD	Long	Avg/C	Avg/G
2019	4	0	0	0	0	0.0	0.0
2020	5	2	12	0	9	6.0	2.4
2021	14	23	389	1	45	16.9	27.8
2022	--	--	--	--	--	--	--
TOTAL	23	25	401	1	45	16.0	17.4

Twitter: @devaughn_vele

- 23 career games, eight starts.
- Started his career as a walk-on in 2019, receiving a scholarship in 2020.
- Averaged a team-high 16.9 yards per catch in 2021, earning the nickname "Big Play Vele."
- Was a two-sport athlete in high school (football, basketball).
- Served a church mission in Samoa.



21 SOLOMON ENIS
WR | 6-3 | 206 | SR | PHOENIX, ARIZ. (NORTH CANYON HS)

Career High Receptions.....7 at SDSU (2021)
Season High Receptions.....--
Career High Receiving Yards.....62 (2x), Last vs. Weber State (2021)
Season High Receiving Yards.....--
Career High Receiving TDs.....1 (3x), Last vs. Weber State (2021)
Season High Receiving TDs.....--
Last Game.....--

CAREER RECEIVING

Year	GP	Rec	Yds	TD	Long	Avg/C	Avg/G
2018	14	13	179	1	29	13.8	12.8
2019	14	14	158	0	41	11.3	11.3
2020	5	11	108	1	25	9.8	21.6
2021	11	22	248	1	24	11.3	11.3
2022	--	--	--	--	--	--	--
TOTAL	44	59	688	3	41	11.7	15.6

Instagram: @s.enis21 | Twitter: @SolomonEnis

- 44 career games, 14 starts.
- Played in 10 games with five starts in 2021, battling a season-long injury.
- Hadn't missed a game until 2021 (37 straight games).
- Has caught at least one pass in 31 of the 44 games he has appeared in.
- Four-star recruit out of high school.
- Father, Curtis, was an All-American running back at Penn State, also playing in the NFL for three seasons with Chicago.



25 JAYLEN DIXON
WR | 5-9 | 170 | SR | FRISCO, TEXAS (LONE STAR HS)

Career High Receptions.....9 vs. Northwestern (2018)
Season High Receptions.....--
Career High Receiving Yards.....125 at Colorado (2018)
Season High Receiving Yards.....--
Career High Receiving TDs.....1 (4x), Last at SDSU (2021)
Season High Receiving TDs.....--
Last Game.....--

CAREER RECEIVING

Year	GP	Rec	Yds	TD	Long	Avg/C	Avg/G
2018	14	32	589	2	61	18.4	42.1
2019	14	24	343	1	41	14.3	24.5
2021	10	5	76	1	29	15.2	7.6
2022	--	--	--	--	--	--	--
TOTAL	38	61	1,008	4	61	16.5	26.5

Instagram: @jdixon_25 | Twitter: @jdixon__25

- 38 career games, nine starts.
- Two career 100-yard receiving games (both in 2018).
- His 16.5 yards per catch through 38 career games is the highest on the team.
- Competed in the 100 and 200 meters and the long jump in high school.

SELECT DEFENSIVE PLAYER QUICK HITS



7 VAN FILLINGER

DE | 6-4 | 256 | SO | DRAPER, UTAH (CORNER CANYON HS)

Career High Tackles.....	7 vs. Oregon (2021)
Season High Tackles.....	--
Career High TFL.....	3.0 vs. Washington State (2021)
Season High TFL.....	--
Career High Sacks.....	3.0 vs. Washington State (2021)
Season High Sacks.....	--
Last Game.....	--

CAREER DEFENSE

Year	GP	Solo	Ast	Tot	TFL	Sacks	Int	PD	FF	FR	Blk
2020	5	2	1	3	0.0	0.0	0	0	0	0	0
2021	14	25	16	41	9.5	5.5	0	0	0	0	0
2022	--	--	--	--	--	--	--	--	--	--	--
TOTAL	19	26	17	44	9.5	5.5	0	0	0	0	0

Instagram: @vaanfilli | Twitter: @van_filli

- 19 career games, 13 starts.
- Led all Pac-12 freshmen in sacks in 2021 (5.5).
- Became the first Utah freshmen to have three sacks in a game vs. Washington State in 2021.
- Corner Canyon HS went 37-1 with Fillinger on the field.
- Utah state champion in the shot put.
- Enjoys crocs and mullets.



47 MIKI SUGUTURAGA

DE | 6-4 | 264 | SO | KANEHOE, HAWAII (PUNAHOU SCHOOL)

Career High Tackles.....	1 (5x), Last vs. Colorado (2021)
Season High Tackles.....	--
Career High TFL.....	1.0 at Stanford (2021)
Season High TFL.....	--
Career High Sacks.....	1.0 at Stanford (2021)
Season High Sacks.....	--
Last Game.....	--

CAREER DEFENSE

Year	GP	Solo	Ast	Tot	TFL	Sacks	Int	PD	FF	FR	Blk
2019	2	1	0	1	0.0	0.0	0	0	0	0	0
2020	2	0	0	0	0.0	0.0	0	0	0	0	0
2021	7	3	1	4	1.0	1.0	0	0	1	0	0
2022	--	--	--	--	--	--	--	--	--	--	--
TOTAL	11	4	1	5	1.0	1.0	0	0	1	0	0

Instagram: @sugudaddy

- 11 career games.
- Played in seven games in 2021, recording his first career sack at Stanford.
- Cousin of former Utah and NFL players Chris and Ma'ake Kemoeatu
- Considers himself a professional speed eater and juggler.
- Can also do a handstand for a fairly long amount of time.



83 JONAH ELLISS

DE | 6-2 | 241 | SO | MOSCOW, IDAHO (MOSCOW SENIOR HS)

Career High Tackles.....	3 (2x), Last vs. Colorado (2021)
Season High Tackles.....	--
Career High TFL.....	1.0 vs. Oregon (2021)
Season High TFL.....	--
Career High Sacks.....	1.0 vs. Oregon (2021)
Season High Sacks.....	--
Last Game.....	--

CAREER DEFENSE

Year	GP	Solo	Ast	Tot	TFL	Sacks	Int	PD	FF	FR	Blk
2021	14	9	6	15	1.0	1.0	0	0	0	2	0
2022	--	--	--	--	--	--	--	--	--	--	--
TOTAL	14	9	6	15	1.0	1.0	0	0	0	2	0

Instagram: @jonah.elliss | Twitter: @jonah_elliss

- 14 career games.
- Played linebacker in 2021, making the switch to defensive end in the spring of 2022.
- Rated the No. 1 recruit in the state of Idaho out of high school.
- His father, Luther, is Utah's defensive tackles coach and an All-American for the Utes from 1991-94 - playing in the NFL for 10 years.



58 JUNIOR TAFUNA

DT | 6-3 | 300 | SO | TAYLORSVILLE, UTAH (BINGHAM HS)

Career High Tackles.....	9 at Arizona (2021)
Season High Tackles.....	--
Career High TFL.....	1.5 (2x), Last vs. Oregon (2021)
Season High TFL.....	--
Career High Sacks.....	1.5 vs. Oregon (2021)
Season High Sacks.....	--
Last Game.....	--

CAREER DEFENSE

Year	GP	Solo	Ast	Tot	TFL	Sacks	Int	PD	FF	FR	Blk
2021	13	22	11	33	5.5	4.5	0	1	0	1	0
2022	--	--	--	--	--	--	--	--	--	--	--
TOTAL	13	22	11	33	5.5	4.5	0	1	0	1	0

Instagram: @jmtafuna58 | Twitter: @JuniorTafuna45

- 2021 Pac-12 Freshman Defensive Player of the Year.
- 13 career games, 11 starts.
- Played in 13 games with 11 starts in 2021.
- Rated the No. 7 recruit in the state of Utah out of high school.
- Served a church mission in Praia, Cape Verde.



99 TENNESSEE PUTUTAU

DT | 6-2 | 287 | SO | WEST VALLEY CITY, UTAH (EAST HS)

Career High Tackles.....	5 vs. Washington State (2020)
Season High Tackles.....	--
Career High TFL.....	2.0 vs. Washington State (2020)
Season High TFL.....	--
Career High Sacks.....	1.0 vs. Oregon (2021)
Season High Sacks.....	--
Last Game.....	--

CAREER DEFENSE

Year	GP	Solo	Ast	Tot	TFL	Sacks	Int	PD	FF	FR	Blk
2020	5	3	7	10	2.0	0.0	0	0	0	0	0
2021	9	2	2	4	1.0	1.0	0	0	0	0	0
2022	--	--	--	--	--	--	--	--	--	--	--
TOTAL	14	5	9	14	3.0	1.0	0	0	0	0	0

Instagram: @teni_pututau | Twitter: @Pu2tau

- 14 career games, two starts.
- First career sack came against Oregon in the Pac-12 Championship game in 2021.
- Four-star recruit out of high school.
- Cousins, Fua and Taniela, are on the current Utah roster.

SELECT DEFENSIVE PLAYER QUICK HITS



3 MOHAMOUD DIABATE

LB | 6-4 | 222 | SR | AUBURN, ALA. (UNIV. OF FLORIDA)

Career High Tackles.....	12 at South Carolina (2021)*
Season High Tackles.....	--
Career High TFL.....	3.0 vs. Vanderbilt (2019)*
Season High TFL.....	--
Career High Sacks.....	3.0 vs. Vanderbilt (2019)*
Season High Sacks.....	--
Last Game.....	--

CAREER DEFENSE

Year	GP	Solo	Ast	Tot	TFL	Sacks	Int	PD	FF	FR	Blk
2019*	13	7	11	18	4.5	4.5	0	0	1	0	0
2020*	12	33	36	69	7.0	1.5	1	2	2	0	0
2021*	12	33	56	89	2.5	0.0	0	0	0	0	0
2022	--	--	--	--	--	--	--	--	--	--	--
TOTAL	37	73	103	176	14.0	6.0	1	2	3	0	0

*at Florida

Instagram: @mohamoud_ | Twitter: @MDiabate11

- 37 career games in FBS football, 17 starts (Florida, 2019-21).
- Four career double-digit tackle games.
- Averaging 4.8 tackles per game.
- Four-star recruit out of high school.
- Sister, Fanta, ran track and field at UAB.



20 LANDER BARTON

LB | 6-4 | 230 | FR | COTTONWOOD HEIGHTS, UTAH (BRIGHTON HS)

Career High Tackles.....	--
Season High Tackles.....	--
Career High TFL.....	--
Season High TFL.....	--
Career High Sacks.....	--
Season High Sacks.....	--
Last Game.....	--

CAREER DEFENSE

Year	GP	Solo	Ast	Tot	TFL	Sacks	Int	PD	FF	FR	Blk
2022	--	--	--	--	--	--	--	--	--	--	--
TOTAL	0	0	0	0	0.0	0.0	0	0	0	0	0

Instagram: @landerbarton | Twitter: @BanderLarton

- Four-star recruit and No. 17 linebacker nationally out of high school.
- High School All-American.
- Also played basketball in high school and averaged 19.0 points and 1.3 steals per game to earn all-state.
- Comes from Utah Athletics "royalty" with his mother being a Crimson Club Hall of Fame inductee as an All-American in basketball and volleyball, his two brothers (Cody & Jackson) playing football at Utah and in the NFL, his father playing football and baseball for the Utes and his sister, Dani being an All-American volleyball alum.



21 KARENE REID

LB | 6-0 | 227 | SO | AMERICAN FORK, UTAH (TIMPVIEW HS)

Career High Tackles.....	15 vs. Washington State (2021)
Season High Tackles.....	--
Career High TFL.....	1.0 vs. Washington State (2021)
Season High TFL.....	--
Career High Sacks.....	1.0 vs. Washington State (2021)
Season High Sacks.....	--
Last Game.....	--

CAREER DEFENSE

Year	GP	Solo	Ast	Tot	TFL	Sacks	Int	PD	FF	FR	Blk
2021	10	22	23	45	2.0	1.0	1	2	0	0	0
2022	--	--	--	--	--	--	--	--	--	--	--
TOTAL	10	22	23	45	2.0	1.0	1	2	0	0	0

Instagram: @kreid2121 | Twitter: @k_reid41

- 10 career games, six starts.
- Walked on the team in 2021, earning a scholarship in the spring of 2022.
- His career-high 15 tackles vs. Washington State was the most by an FBS freshman in 2021, and the most by a Utah freshman since 2005.
- Father, Spencer, played football at BYU from 1994-97, going on to play for Arizona in the NFL for two seasons.
- Brother, Gabe, is a graduate transfer defensive end for the Utes after playing in 42 career games at Stanford.



1 CLARK PHILLIPS III

CB | 5-10 | 183 | SO | LAKEWOOD, CALIF. (LA HABRA HS)

Career High Tackles.....	9 (2x), Last at USC (2021)
Season High Tackles.....	--
Career High PBU.....	3 at USC (2021)
Season High PBU.....	--
Last Game.....	--

CAREER DEFENSE

Year	GP	Solo	Ast	Tot	TFL	Sacks	Int	PD	FF	FR	Blk
2020	5	22	3	25	2.0	0.0	1	2	0	1	0
2021	14	46	17	63	1.0	0.0	2	13	2	0	0
2022	--	--	--	--	--	--	--	--	--	--	--
TOTAL	19	68	20	88	3.0	0.0	3	15	2	1	0

Instagram: @clarkphillipsIII | Twitter: @ClarkPhillips21

- Pac-12 All-Conference in 2021, earning second-team honors.
- 19 career games, all starts.
- Averaging 4.6 tackles per game.
- Finished the 2021 season as one of three active Pac-12 players with multiple pick-sixes.
- Led the Pac-12 with 15 passes defended in 2021.
- Was a four-star recruit out of high school, rated the No. 4 cornerback in the country.



4 JATRAVIS BROUGHTON

CB | 5-11 | 191 | JR | TULSA, OKLA. (UNION HS)

Career High Tackles.....	9 vs. Oregon State (2020)
Season High Tackles.....	--
Career High PBU.....	2 vs. Washington State (2020)
Season High PBU.....	--
Last Game.....	--


CAREER DEFENSE

Year	GP	Solo	Ast	Tot	TFL	Sacks	Int	PD	FF	FR	Blk
2019	14	7	1	8	0.0	0.0	1	1	0	0	0
2020	5	18	8	26	1.5	0.0	0	4	0	1	0
2021	2	7	2	9	1.0	0.0	0	2	0	0	0
2022	--	--	--	--	--	--	--	--	--	--	--
TOTAL	21	32	11	43	2.5	0.0	1	7	0	1	0

Instagram: @jt4life4eva | Twitter: @JT4LIFE4EVA

- All-Pac-12 honorable mention in 2020.
- 21 career games with seven starts.
- Returning in 2022 after suffering a season-ending injury two games into the 2021 season.
- Helped his high school to a state championship in football and track and field his senior season.

SELECT DEFENSIVE PLAYER QUICK HITS



8

COLE BISHOP

SS | 6-2 | 206 | SO | PEACHTREE CITY, GA. (STARR'S MILL HS)

Career High Tackles.....8 (3x), Last vs. Ohio State (2021)
 Season High Tackles.....--
 Career High PBU.....2 vs. Oregon (2021)
 Season High PBU.....--
 Last Game.....--

CAREER DEFENSE

Year	GP	Solo	Ast	Tot	TFL	Sacks	Int	PD	FF	FR	Blk
2021	10	35	19	54	9.0	3.0	0	5	0	1	1
2022	--	--	--	--	--	--	--	--	--	--	--
TOTAL	10	35	19	54	9.0	3.0	0	5	0	1	1

Instagram: @colebishop8 | Twitter: @Cole_bishop_8

- Pac-12 All-Conference honorable mention as a true freshman in 2021.
- 10 career games, six starts.
- Led all true freshmen on the team in 2021 in total tackles (54).
- Was a three-star recruit out of high school, earning all-state honors.
- Also rushed for 145 yards and a touchdown as a senior in high school.



11

R.J. HUBERT

FS | 6-0 | 198 | SR | LOGANDALE, NEV. (MOAPA VALLEY HS)

Career High Tackles.....7 vs. Washington State (2019)
 Season High Tackles.....--
 Career High PBU.....1 vs. Washington State (2019)
 Season High PBU.....--
 Last Game.....--

CAREER DEFENSE

Year	GP	Solo	Ast	Tot	TFL	Sacks	Int	PD	FF	FR	Blk
2018	7	2	0	2	0.0	0.0	0	0	0	0	0
2019	13	15	7	22	0.0	0.0	0	1	1	0	0
2020	4	0	0	0	0.0	0.0	0	0	0	0	0
2021	1	0	0	0	0.0	0.0	0	0	0	0	0
2022	--	--	--	--	--	--	--	--	--	--	--
TOTAL	25	17	7	24	0.0	0.0	0	1	1	0	0

Instagram: @mamba_xi

- 25 career games, three starts.
- Played in one game in 2021, returning from injury to play in the Rose Bowl vs. Ohio State.
- Offensive Player of the Year in high school.
- Standout in track, achieving 6'7" in the high jump while running a 11.23 in the 100-meter dash.



15

MALONE MATAELE

NB | 5-11 | 184 | JR | PLACENTIA, CALIF. (SANTA MARGARITA CATHOLIC)

Career High Tackles.....5 at BYU (2021)
 Season High Tackles.....--
 Career High PBU.....2 vs. Washington State (2020)
 Season High PBU.....--
 Last Game.....--

CAREER DEFENSE

Year	GP	Solo	Ast	Tot	TFL	Sacks	Int	PD	FF	FR	Blk
2018	3	0	0	0	0.0	0.0	0	0	0	0	0
2019	8	4	0	4	0.0	0.0	0	0	0	0	0
2020	4	4	1	5	0.0	0.0	0	3	0	0	0
2021	11	17	11	28	2.5	0.0	1	2	0	0	0
2022	--	--	--	--	--	--	--	--	--	--	--
TOTAL	26	25	12	37	2.5	0.0	1	5	0	0	0

Instagram: @thetonganterror | Twitter: @Malone_Mataele

- 26 career games with seven starts.
- Made the transition to nickel back in 2020.
- First career interception came in Utah's win over Oregon in the Pac-12 Championship game in 2021.
- Was all-state as a kick returner in high school.

SELECT SPECIAL TEAMS PLAYER QUICK HITS



97 JADON REDDING
PK | 5-11 | 194 | JR | FREDERICKSBURG, VA. (COLONIAL FORGE HS)

Career High FG Made 3 (3x), Last at Colorado (2020)
Season High FG Made --
Career Long FG 50 vs. Oregon (2021)
Season Long FG --
Last Game --

CAREER KICKING

Year	GP	FGM	FGA	Long	PATM	PAT	Pts
2019	14	10	13	42	56	56	86
2020	5	8	8	44	17	17	41
2021	11	10	14	50	41	43	71
2022	--	--	--	--	--	--	--
TOTAL	31	28	35	50	114	116	193

Instagram: @jadon_redding | Twitter: @jadonlr

- All-Pac-12 first-team selection in 2020.
- 31 career games played.
- Tied for fifth all-time at Utah in career PAT percentage (.982).
- Scored a career-long 50-yard field goal in Utah's win over Oregon in the Pac-12 Championship game in 2021.
- Played football and soccer in high school.



67 JORDAN NOYES
KO | 5-10 | 196 | SO | HIGHAM, KENT, ENGLAND (GAD'S HILL)

Career High KO 8 vs. Washington State (2020)
Season High KO --
Career High KO Yards 503 vs. Washington State (2020)
Season High KO Yards --
Last Game --

CAREER KICKOFFS

Year	GP	Att	Yds	Avg	TB	OB
2020	5	26	1649	63.4	11	0
2021	13	69	4249	61.6	29	2
2022	--	--	--	--	--	--
TOTAL	18	95	5898	62.1	40	2

Instagram: @j_noyes23 | Twitter: @jordannoyes23

- 18 career games.
- Walked on the team in the fall of 2020.
- Played football, soccer, rugby and gymnastics in England.
- Cousin is married to former Ute All-American kicker Matt Gay.
- Oldest player on the team (30).
- First person in his family to move to the United States.



34 JACK BOUWMEESTER
P | 6-2 | 194 | JR | BENDIGO, AUSTRALIA (MICHIGAN STATE)

Career High Punts --
Season High Punts --
Career High Average --
Season High Average --
Career Long --
Season Long --
Last Game --

CAREER PUNTING

Year	GP	Att	Yds	Avg	Long	In 20
2022	--	--	--	--	--	--
TOTAL	--	--	--	--	--	--

Twitter: @jackbouwie

- Played at Michigan State from 2019-20, but didn't see action.
- Rated the No. 6 punting prospect by 247Sports out of Bendigo Catholic College.
- Trained with ProKick Australia.
- Was also an opening bowler on his cricket team.



57 JT GREEP
SN | 6-0 | 225 | SO | GLENDORA, CALIF. (GLENDORA HS)

Instagram: @jtgreep | Twitter: @jtgreep

- Nine career games, recording 71 total snaps in 2021 after taking over as the starter five games into the season.
- Rubio Long Snapping ranked him as the No. 1 long snapper in the state of California out of high school.
- Led his high school team in receiving touchdowns and sacks his senior year.

THE LAST TIME ... (TEAM STATS)

Scored 40 points

Utah: Jan. 1, 2022 vs. Ohio State (L, 48-45)
Opp: Jan. 1, 2022 vs. Ohio State (L, 48-45)

Scored 50 points

Utah: Nov. 5, 2021 at Stanford (W, 52-7)
Opp: Nov. 8, 2014 vs. Oregon (L, 51-27)

Scored 60 points

Utah: Sept. 26, 2015 at Oregon (W, 62-20)
Opp: Nov. 3, 1990 at San Diego State (L, 66-14)

Scored 70 points

Utah: Sept. 7, 2013 vs. Weber State (W, 70-7)
Opp: Nov. 18, 1989 at BYU (L, 70-31)

Rushed for 200 yards

Utah: Jan. 1, 2022 vs. Ohio State (226 yds)
Opp: Oct. 23, 2021 at Oregon State (260 yds)

Rushed for 300 yards

Utah: Oct. 26, 2018 at UCLA (325 yds)
Opp: Oct. 28, 2017 at Oregon (347 yds)

Rushed for 400 yards

Utah: Nov. 5, 2021 at Stanford (441 yds)
Opp: Oct. 25, 2003 vs. New Mexico (407 yds)

Rushed for 500 yards

Utah: Never
Opp: Not since 1996

Rushed for less than 100 yards

Utah: Sept. 18, 2021 at San Diego State (70 yds)
Opp: Dec. 3, 2021 vs. Oregon (74 yds)

Rushed for 4 TDs

Utah: Nov. 20, 2021 vs. Oregon
Opp: Oct. 24, 2015 at USC

Rushed for 5 TDs

Utah: Oct. 31, 2021 vs. UCLA
Opp: Nov. 14, 2009 at TCU

Rushed for 6 TDs

Utah: Nov. 5, 2021 at Stanford
Opp: Not since 1996

Passed for 300 yards

Utah: Oct. 9, 2021 at USC (306 yds)
Opp: Nov. 2, 2019 at Washington (316 yds)

Passed for 400 yards

Utah: Oct. 23, 2010 vs. Colorado State (427 yds)
Opp: Oct. 9, 2021 at USC (401 yds)

Passed for 500 yards

Utah: Sept. 10, 1988 vs. Idaho State (520 yds)
Opp: Jan. 1, 2022 vs. Ohio State (573 yds)

Passed for less than 100 yards

Utah: Oct. 15, 2016 at Oregon State (42 yds)
Opp: Nov. 26, 2021 vs. Colorado (84 yds)

Passed for 4 TDs

Utah: Oct. 20, 2018 vs. USC
Opp: Nov. 2, 2019 at Washington

Passed for 5 TDs

Utah: Sept. 26, 2015 at Oregon
Opp: Oct. 22, 2016 at UCLA

Passed for 6 TDs

Utah: Sept. 6, 2014 vs. Fresno State
Opp: Jan. 1, 2022 vs. Ohio State

Gained 400 yards total offense

Utah: Jan. 1, 2022 vs. Ohio State (463 yds)
Opp: Oct. 30, 2021 vs. UCLA (411 yds)

Gained 500 yards total offense

Utah: Nov. 5, 2021 at Stanford (581 yds)
Opp: Nov. 3, 2018 at Arizona State (536 yds)

Gained 600 yards total offense

Utah: Sept. 7, 2013 vs. Weber State (628 yds)
Opp: Jan. 1, 2022 vs. Ohio State (683 yds)

Held under 100 total yards

Utah: Not since 1996
Opp: Oct. 26, 2019 vs. California (83 yds)

Held under 200 total yards

Utah: Nov. 30, 2018 vs. Washington (188 yds)
Opp: Nov. 26, 2021 vs. Colorado (148 yds)

Utah Shut Out an Opponent

Oct. 26, 2019 vs. California (35-0)

Utah Was Shut Out

Sept. 22, 2007 vs. UNLV (27-0)

Utah Held an Opponent Without an Offensive TD

Nov. 26, 2021 vs. Colorado (28-13)

Utah was held without a touchdown

Nov. 30, 2018 vs. Washington (10-3)

Utah played an overtime game

Sept. 18, 2021 at San Diego State (3 OT | L, 33-31)

Utah won an overtime game

Nov. 15, 2014 at Stanford (2OT | W, 20-17)

Utah lost an overtime game

Sept. 18, 2021 at San Diego State (3OT | L, 33-31)

An interception was returned for a TD

Utah: Dec. 3, 2021 vs. Oregon (Devin Lloyd, 34 yds)
Opp: Nov. 30, 2018 vs. Washington (Byron Murphy, 66 yds)

A kickoff was returned for a TD

Utah: Jan. 1, 2022 vs. Ohio State (Britain Covey, 97 yds)
Opp: Nov. 26, 2021 vs. Colorado (N. Reed, 100 yds)

A punt was returned for a TD

Utah: Nov. 20, 2021 vs. Oregon (Britain Covey, 78 yds)
Opp: Dec. 12, 2020 at Colorado (Brenden Rice, 81 yds)

A fumble was returned for a TD

Utah: Nov. 21, 2020 vs. USC (Nephi Sewell, 23 yds)
Opp: Dec. 31, 2018 vs. Northwestern (Jared McGee, 82 yds)

A blocked field goal was returned for a TD

Utah: Nov. 6, 1999 vs. Wyoming (Jay Hill, 58 yds)
Opp: Sept. 10, 2011 at USC (Torin Harris, 68 yds)

A blocked punt was returned for a TD

Utah: Oct. 11, 2008 vs. Wyoming (Aiona Key, 6 yds)
Opp: Nov. 13, 2021 at Arizona (R. Short, 3 yds)

A safety was scored

Utah: Oct. 30, 2021 vs. UCLA
Opp: Sept. 20, 2019 at USC

THE LAST TIME ... (INDIVIDUAL STATS)

Rushed 30 times

Zack Moss at Washington State, Sept. 29, 2018 (30 att)

Rushed 40 times

John White vs. Washington State, Nov. 19, 2011 (42 att)

Rushed for 100 yards

Tavion Thomas vs. Colorado, Nov. 26, 2021 (142 yds)

TJ Pledger vs. Colorado, Nov. 26, 2021 (103 yds)

Quarterback rushed for 100 yards

Travis Wilson at Oregon, Sept. 26, 2015 (100 yards)

Rushed for 200 yards

Zack Moss at Arizona, Nov. 23, 2019 (203 yards)

Rushed for 300 yards

Joe Williams at UCLA, Oct. 22, 2016 (332 yards)

Two 100-yard rushers

Nov. 26, 2021 vs. Colorado

(Tavion Thomas, 142 yds; TJ Pledger, 103 yds)

Three 100-yard rushers

Nov. 5, 2021 at Stanford

(Tavion Thomas, 177 yds; Micah Bernard, 110 yds, TJ Pledger, 107 yds)

Had a 70-yard run from scrimmage

Devontae Booker vs. Washington State, Sept. 27, 2014 (76 yards)

Had an 80-yard run from scrimmage

Zack Moss vs. Weber State, Aug. 30, 2018 (86 yards)

Had a 90-yard run from scrimmage

TJ Pledger at Stanford, Nov. 5, 2021 (96 yds)

Rushed for three touchdowns

Tavion Thomas vs. Oregon, Nov. 20, 2021

Rushed for four touchdowns

Tavion Thomas at Stanford, Nov. 5, 2021

Passed for 300 yards

Cameron Rising at USC, Oct. 9, 2021 (306 yds)

Passed for 400 yards

Brian Johnson vs. San Diego State, Oct. 15, 2005 (417 yards)

Passed for 500 yards

Scott Mitchell vs. Idaho State, Sept. 10, 1988 (511 yards)

Passed for 600 yards

Scott Mitchell vs. Air Force, Oct. 15, 1988 (620 yards)

Threw three touchdown passes

Cameron Rising vs. Colorado, Nov. 26, 2021

Threw four touchdown passes

Tyler Huntley vs. USC, Oct. 20, 2018

Threw five touchdown passes

Travis Wilson vs. Fresno State, Sept. 6, 2014

Threw six touchdown passes

Scott Mitchell at UTEP, Oct. 7, 1989

Non-quarterback touchdown pass

Britain Covey at UCLA, Oct. 26, 2018 (7 yds to Cole Fotheringham)

Caught 10 passes

Darren Carrington II vs. North Dakota, Aug. 31, 2017

Had 100 yards receiving

Brant Kuithe vs. Oregon, Nov. 20, 2021 (118 yds)

Two 100-yard receivers

Nov. 8, 2014 vs. Oregon (Kaelin Clay, 152 yards; Devontae Booker, 110 yards)

Had 150 yards receiving

Darren Carrington II vs. San Jose State, Sept. 16, 2017 (153 yards)

Had 200 yards receiving

Travis LaTendresse vs. Georgia Tech, Dec. 29, 2005 (214 yards)

Had a 70-yard pass completion

Tyler Huntley vs. UCLA, Nov. 3, 2017 (75 yards to Troy McCormick)

Had an 80-yard pass completion

Tyler Huntley vs. UCLA, Nov. 16, 2019 (83 yards to Samson Nacua)

Had a 90-yard pass completion

Jake Bentley vs. Washington State, Dec. 19, 2020 (91 yards to Britain Covey)

Caught two touchdown passes

Brant Kuithe vs. Arizona State, Oct. 16, 2021

Caught three touchdown passes

Darren Carrington II vs. San Jose State, Sept. 16, 2017

Caught four touchdown passes

Travis LaTendresse vs. Georgia Tech, Dec. 29, 2005*

100-yard rusher and 100-yard receiver

vs. Washington State, Dec. 19, 2020 (Ty Jordan, 154 rush; Britain Covey, 134 rec.)

Returned a punt for a touchdown

Britain Covey vs. Oregon, Nov. 20, 2021 (78 yds)

Returned a kickoff for a touchdown

Britain Covey vs. Ohio State, Jan. 1, 2022 (97 yards)

Returned an interception for a touchdown

Devin Lloyd vs. Oregon, Dec. 3, 2021 (34 yards)

Returned a fumble for a touchdown

Nephi Sewell vs. USC, Nov. 21, 2020 (23 yards)

Returned a blocked field goal for a touchdown

Jay Hill vs. Wyoming, Nov. 6, 1999 (58 yards)

Returned a blocked punt for a touchdown

Aiona Key vs. Wyoming, Oct. 11, 2008 (6 yards)

Had 10+ tackles

Micah Bernard vs. Ohio State, Jan. 1, 2022 (10)

Had 20+ tackles

Cody Barton vs. Oregon, Nov. 19, 2016 (20)

Had multiple interceptions

Julian Blackmon vs. West Virginia, Dec. 26, 2017 (2)

Had at least 2.0 sacks

Devin Lloyd vs. Arizona State, Oct. 16, 2021 (3.0)

Blocked a field goal

Cole Bishop vs. Oregon, Nov. 20, 2021

Made three field goals

Jadon Redding at Colorado, Dec. 12, 2020

Made a 50-yard field goal

Jadon Redding vs. Oregon, Dec. 3, 2021 (50 yds)

Converted a two-point conversion

Cameron Rising vs. Oregon, Dec. 3, 2021 (rush)

AP POLL (PRESEASON)			COACHES POLL (PRESEASON)			CFP RANKINGS (2021 FINAL POLL)		
Rank	Team (1st Place Votes)	Record	Rank	Team (1st Place Votes)	Record	Rank	Team	Record
1	Alabama (54)	0-0	1	Alabama (54)	0-0	1	Alabama	12-1
2	Ohio State (6)	0-0	2	Ohio State (6)	0-0	2	Michigan	12-1
3	Georgia (3)	0-0	3	Georgia (3)	0-0	3	Georgia	12-1
4	Clemson	0-0	4	Clemson	0-0	4	Cincinnati	13-0
5	Notre Dame	0-0	5	Notre Dame	0-0	5	Notre Dame	11-1
6	Texas A&M	0-0	6	Michigan	0-0	6	Ohio State	10-2
7	UTAH	0-0	7	Texas A&M	0-0	7	Baylor	11-2
8	Michigan	0-0	8	UTAH	0-0	8	Ole Miss	10-2
9	Oklahoma	0-0	9	Oklahoma	0-0	9	Oklahoma State	11-2
10	Baylor	0-0	10	Baylor	0-0	10	Michigan State	10-2
11	Oregon*	0-0	11	Oklahoma State	0-0	11	UTAH	10-3
12	Oklahoma State	0-0	12	Oregon*	0-0	12	Pittsburgh	11-2
13	NC State	0-0	13	NC State	0-0	13	BYU	10-2
14	USC*	0-0	14	Michigan State	0-0	14	Oregon	10-3
15	Michigan State	0-0	15	USC*	0-0	15	Iowa	10-3
16	Miami	0-0	16	Pittsburgh	0-0	16	Oklahoma	10-2
17	Pittsburgh	0-0	17	Miami	0-0	17	Wake Forest	10-3
18	Wisconsin	0-0	18	Texas (1)	0-0	18	NC State	9-3
19	Arkansas	0-0	19	Wake Forest	0-0	19	Clemson	9-3
20	Kentucky	0-0	20	Wisconsin	0-0	20	Houston	11-2
21	Ole Miss	0-0	21	Kentucky	0-0	21	Arkansas	8-4
22	Wake Forest	0-0	22	Cincinnati	0-0	22	Kentucky	9-3
23	Cincinnati	0-0	23	Arkansas	0-0	23	Louisiana	12-1
24	Houston	0-0	24	Ole Miss	0-0	24	San Diego State	11-2
25	BYU	0-0	25	Houston	0-0	25	Texas A&M	8-4

Others receiving votes: Tennessee 180, Texas 164, Iowa 163, Penn State 160, LSU 55, Fresno State 32, Minnesota 31, UCF 27, Purdue 17, Mississippi State 15, Auburn 15, Kansas State 14, Florida 14*, North Carolina 9, Boise State 5, Appalachian State 4, Air Force 4, South Carolina 2, Utah State 2, UCLA 2*, San Diego State 2*, Nebraska 1

Others receiving votes: Iowa 248, Penn State 246, Tennessee 163, BYU 152, LSU 143, Auburn 98, UCF 55, North Carolina 34, San Diego State 25*, Fresno State 21, Mississippi State 19, Florida 17*, Air Force 12, Utah State 12, Appalachian State 10, Boise State 10, UCLA 10*, Minnesota 6, South Carolina 5, Kansas State 4, Army 3, Iowa State 3, SMU 2, Purdue 2, Coastal Carolina 2, Louisiana 2, Oregon State 2*, UTSA 1, Louisville 1, Florida State 1

**Notes 2022 Opponent*

APPEARANCES IN THE POLLS												
1947						10-28	20	19		Rice	L, 10-51	A
Date	AP	Coaches	Opponent (AP Rank)	Result	Site							
11-10	18	--	Idaho	L, 7-6	N	2003						
						Date	AP	Coaches	BCS	Opponent (AP Rank)	Result	Site
1994						10-19	24	23	--	New Mexico	L, 35-47	H
Date	AP	Coaches	Opponent (AP Rank)	Result	Site	11-17	--	--	24	BYU	W, 3-0	A
9-26	--	23	no game	--	--	11-23	--	--	22	no game	--	--
10-4	25	21	San Diego State	W, 38-22	A	12-1			23	no game	--	--
10-11	21	18	Hawaii	W, 14-3	H	12-7	25	25	22	Southern Miss	W, 17-0	N
10-18	18	15	Colorado State (12)	W, 45-31	A	1-5-04	21	21	--	Final 2003 rank	--	--
10-25	12	11	UTEP	W, 52-7	H							
11-1	9	8	New Mexico	L, 21-23	A	2004						
11-8	12	14	Air Force	L, 33-40	A	Date	AP	Coaches	BCS	Opponent (AP Rank)	Result	Site
11-15	21	20	BYU (20)	W, 34-31	H	Preseason	20	19	--	Texas A&M	W, 41-21	H
11-22	15	13	no game	--	--	9-5	17	16	--	Arizona	W, 23-6	A
11-29	14	12	no game	--	--	9-12	15	14	--	Utah State	W, 48-6	A
12-6	14	12	Arizona (15)	W, 16-13	N	9-19	14	14	--	Air Force	W, 49-35	H
1-3-95	10	8	Final 1994 rank			9-26	14	14	--	New Mexico	W, 28-7	A
						10-3	11	11	--	no game	--	--
1996						10-10	11	10	--	North Carolina	W, 46-16	H
Date	AP	Coaches	Opponent (AP Rank)	Result	Site	10-17	9	10	7	UNLV	W, 63-28	H
9-29	24	24	UTEP	W, 34-27	A	10-24	9	10	6	San Diego State	W, 51-28	A
10-14	24	25	TCU	W, 21-7	H	10-31	7	8	6	Colorado State	W, 63-31	H
10-21	21	22	Tulsa	W, 45-19	H	11-7	7	8	7	Wyoming	W, 45-28	A

APPEARANCES IN THE POLLS

2004 cont.

Date	AP	Coaches	BCS	Opponent (AP Rank)	Result	Site	11-28	21	21	20	no game	--	--
11-14	5	6	6	BYU	W, 52-21	H	12-5	20	19	19	Boise State	L, 3-26	N
11-21	5	6	6	no game	--	--	1-11-11	--	23	--	Final 2010 rank	--	--
11-28	5	6	6	no game	--	--	2014						
12-5	5	6	6	Pittsburgh (19)	W, 35-7	N	Date	AP	Coaches	CFP	Opponent (AP Rank)	Result	Site
1-4-05	4	5	--	Final 2004 rank	--	--	10-5	24	--	--	no game	--	--

2008

Date	AP	Coaches	BCS	Opponent (AP Rank)	Result	Site	10-12	20	23	--	Oregon State	W, 29-23 (20T)	A
9-2	22	23	--	UNLV	W, 42-21	H	10-19	19	19	--	USC (20)	W, 24-21	H
9-7	22	22	--	Utah State	W, 58-10	A	10-26	18	18	17	Arizona State (15)	L, 16-19 (OT)	A
9-14	20	20	--	Air Force	W, 30-23	A	11-2	20	22	17	Oregon (5)	L, 27-51	H
9-21	17	17	--	Weber State	W, 37-21	H	11-9	25	--	23	Stanford	W, 20-17 (20T)	A
9-28	15	15	--	Oregon State	W, 31-28	H	11-16	20	21	17	Arizona (15)	L, 42-10	H
10-5	14	13	--	Wyoming	W, 40-7	A	11-25	--	--	25	Colorado	W, 38-34	A
10-12	14	13	--	Colorado State	W, 49-16	H	11-30	24	--	23	no game	--	--
10-19	12	12	11	no game	--	--	12-7	23	25	22	Colorado State	W, 45-10	N
10-26	10	9	10	New Mexico	W, 13-10	A	1-13-15	21	20	--	Final 2014 rank	--	--
11-2	8	7	7	San Diego State	W, 63-14	A	2015						
11-16	8	7	7	BYU (16)	W, 48-24	H	Date	AP	Coaches	CFP	Opponent (AP Rank)	Result	Site
11-23	8	7	6	no game	--	--	9-8	24	25	--	Utah State	W, 24-14	H
11-30	7	7	6	no game	--	--	9-13	21	21	--	Fresno State	W, 45-24	A
12-7	7	7	6	Alabama (4)	W, 31-17	N	9-20	18	17	--	Oregon (13)	W, 62-20	A
1-8-09	2	4	--	Final 2008 rank	--	--	9-27	10	12	--	no game	--	--

2009

Date	AP	Coaches	BCS	Opponent (AP Rank)	Result	Site	10-11	13	14	12	Opponent (AP Rank)	Result	Site	
Preseason	19	18	--	Utah State	W, 35-17	H	11-8	10	13	10	Washington	W, 34-23	A	
9-8	17	17	--	San Jose	W, 24-14	A	11-15	18	18	13	Arizona	L, 37-30 (20T)	A	
9-13	18	16	--	Oregon	L, 31-24	A	11-22	--	25	23	UCLA	L, 17-9	H	
10-11	24	--	--	UNLV	W, 35-15	A	11-29	21	20	24	Colorado	W, 20-14	H	
10-18	19	20	18	Air Force	W, 23-16 (OT)	H	12-6	20	20	22	no game	--	--	
10-25	19	19	16	Wyoming	W, 22-10	H	1-12-16	17	16	--	BYU	W, 35-28	N	
11-1	17	16	14	New Mexico	W, 45-14	H	Final 2015 rank							--
11-8	16	14	16	TCU (4)	L, 55-28	A	2016							
11-15	23	23	21	San Diego State	W, 38-7	H	Date	AP	Coaches	CFP	Opponent (AP Rank)	Result	Site	
11-22	22	19	21	BYU (18)	L, 26-23 (OT)	A	9-18	24	23	--	USC	W, 31-27	H	
11-29	--	25	25	no game	--	--	9-25	18	18	--	California	L, 28-23	A	
12-6	23	24	23	California	W, 37-27	N	10-2	24	24	--	Arizona	W, 36-23	H	
1-8-10	18	18	--	Final 2009 rank	--	--	10-10	21	21	--	Oregon State	W, 19-14	A	

2010

Date	AP	Coaches	BCS	Opponent (AP Rank)	Result	Site							
Preseason	--	24	--	Pittsburgh (15)	W, 27-24 (OT)	H	10-30/11-1	16	16	16	no game	--	--
9-7	20	20	--	UNLV	W, 38-10	H	11-7/11-8	13	12	15	Arizona State	W, 49-26	A
9-12	14	14	--	New Mexico	W, 56-14	A	11-13/11-15	11	11	12	Oregon	L, 30-28	H
9-19	13	13	--	San Jose State	W, 56-3	H	11-20	21	20	22	Colorado (9)	L, 27-22	A
9-26	13	12	--	no game	--	--	11-27	--	24	20	no game	--	--
10-3	10	10	--	Iowa State	--	--	12-4	--	23	19	Indiana	W, 28-26	N
10-10	10	10	--	Iowa State	W, 68-27	A	1-10-17	23	21	--	Final 2016 rank	--	--
10-10	11	10	--	Wyoming	W, 30-7	A							
10-17	9	9	9	Colorado State	W, 59-6	H	2017						
10-24	8	7	8	Air Force	W, 28-23	A	Date	AP	Coaches	CFP	Opponent (AP Rank)	Result	Site
10-31	6	6	5	TCU (4)	L, 7-47	H	Preseason	--	25	--	North Dakota	W, 37-16	H
11-7	15	15	14	Notre Dame	L, 3-28	A	9-5	--	23	--	BYU	W, 19-13	A
11-14	25	24	23	San Diego State	W, 38-34	A	9-10	--	24	--	San Jose State	W, 54-16	H
11-21	23	22	20	BYU	W, 17-16	H	9-17	23	21	--	Arizona	W, 30-24	A

APPEARANCES IN THE POLLS

2017 cont.

Date	AP	Coaches	BCS	Opponent (AP Rank)	Result	Site
9-24	20	19	--	no game	--	--
10-1	20	18	--	Stanford	L, 23-20	H
10-8	--	23	--	USC (13)	L, 28-27	A

2018

Date	AP	Coaches	CFP	Opponent (AP Rank)	Result	Site
10-21	23	24	--	UCLA	W, 41-10	A
10-28/30	16	16	15	Arizona State	L, 38-10	A
11-4	--	24	--	Oregon	W, 32-25	H
11-11/13	21	19	19	Colorado	W, 30-7	A
11-18/20	18	17	17	BYU	W, 35-27	H
11-25/27	17	17	17	Washington (10)	L, 10-3	N
12-2	20	19	17	Northwestern	L, 31-20	N

2019

Date	AP	Coaches	CFP	Opponent (AP Rank)	Result	Site
Preseason	14	15	--	BYU	W, 30-12	A
9-3	13	15	--	Northern Illinois	W, 35-17	H
9-8	11	12	--	Idaho State	W, 31-0	H
9-15	10	11	--	USC	L, 30-23	A
9-22	19	19	--	Washington State	W, 38-13	H
9-29	17	17	--	no game	--	--
10-6	15	15	--	Oregon State	W, 52-7	A
10-13	13	14	--	Arizona State (17)	W, 21-3	H
10-20	12	12	--	California	W, 35-0	H
10-27	9	10	--	Washington	W, 33-28	A
11-3	8	9	8	no game	--	--
11-10	8	9	7	UCLA	W, 49-3	H
11-17	7	8	7	Arizona	W, 35-7	A
11-24	6	6	6	Colorado	W, 45-15	H
12-1	5	5	5	Oregon (13)	L, 37-15	N
12-8	12	10	11	Texas	L, 38-10	N
1-13-20	16	16	--	Final 2019 Rank	--	--

2021

Date	AP	Coaches	CFP	Opponent (AP Rank)	Result	Site
Preseason	24	--	--	Weber State	W, 40-17	H
9-7	21	18	--	BYU	L, 26-17	A
11-7	--	--	24	Stanford	W, 52-7	A
11-14	24	25	23	Oregon (4)	W, 38-7	H
11-21	16	19	19	Colorado	W, 28-13	H
11-28	14	17	17	Oregon (10)	--	N
12-5	10	11	11	Ohio State (7)	L, 48-45	N
1-11-22	12	12	11	Final 2021 Rank	--	--

UTAH vs. AP RANKED OPPONENTS

Year	Opponent	Opp AP RK	Result	Site	Utah AP
1936	Texas A&M	15	L, 20-7	H	--
1945	Oklahoma A&M	15	L, 46-6	H	--
1949	Pacific	19	L, 45-6	A	--
1956	UCLA	17	L, 13-7	A	--
1957	Army	8	L, 39-33	A	--
1958	Air Force	14	L, 16-14	A	--
1959	UCLA	20	L, 21-6	A	--
1961	Colorado	8	W, 21-12	A	--
1968	Nebraska	14	L, 31-0	A	--
1968	Oregon State	18	L, 24-21	H	--
1970	Arizona State	11	L, 37-14	A	--
1971	Arizona State	15	L, 41-21	H	--
1971	Houston	15	L, 42-16	A	--
1973	Texas Tech	20	L, 29-22	A	--
1973	UCLA	16	L, 66-16	A	--
1973	Arizona State	8	W, 36-31	H	--
1974	Arizona	12	L, 41-8	H	--
1974	Arizona State	15	L, 32-0	A	--
1975	Arizona State	10	L, 40-14	H	--
1975	Arizona	11	L, 38-14	A	--
1977	Oklahoma	5	L, 62-24	A	--
1977	Houston	19	L, 34-16	H	--
1977	BYU	14	L, 38-8	A	--
1979	Washington	14	L, 41-7	A	--
1979	BYU	10	L, 27-0	A	--
1980	Nebraska	8	L, 55-9	A	--
1980	BYU	13	L, 56-6	H	--
1981	Arizona State	20	L, 52-10	A	--
1981	BYU	18	L, 56-28	A	--
1982	Arizona State	15	L, 23-10	A	--
1982	Texas	18	L, 21-12	A	--
1983	BYU	9	L, 55-7	A	--
1984	BYU	3	L, 24-14	H	--
1985	BYU	11	L, 38-28	A	--
1986	Arizona State	9	L, 52-7	A	--
1988	Wyoming	12	L, 61-18	A	--
1989	Nebraska	4	L, 42-30	A	--
1989	BYU	21	L, 70-31	A	--
1990	BYU	5	L, 45-22	H	--
1992	Nebraska	11	L, 49-22	A	--
1992	Washington State	18	L, 31-28	N	--
1994	Colorado State	12	W, 45-31	A	18
1994	BYU	20	W, 34-31	H	21
1994	Arizona	15	W, 16-13	N	14
1996	Kansas	20	W, 45-42	H	--
1996	BYU	8	L, 37-17	H	--
1999	BYU	19	W, 20-17	A	--
2001	Oregon	7	L, 24-10	A	--
2001	BYU	8	L, 24-21	A	--
2002	Michigan	14	L, 10-7	A	--
2003	Oregon	19	W, 17-13	H	--
2005*	Pittsburgh	19	W, 35-7	N	5
2005	Georgia Tech	24	W, 38-10	N	--
2006	Boise State	22	L, 36-3	H	--
2006	BYU	21	L, 33-31	H	--
2007	UCLA	11	W, 44-6	H	--
2007	BYU	23	L, 17-10	A	--

UTAH vs. AP RANKED OPPONENTS

Year	Opponent	Opp AP RK	Result	Site	Utah AP	Year	Opponent	Opp AP RK	Result	Site	Utah AP
2008	TCU	11	W, 13-10	H	10	2017	USC	13	L, 28-27	A	--
2008	BYU	16	W, 48-24	H	8	2017	Washington State	19	L, 33-25	H	--
2009+	Alabama	4	W, 31-17	N	7	2017	Washington	16	L, 33-30	A	--
2009	TCU	4	L, 55-28	A	16	2018	Washington	10	L, 21-7	H	--
2009	BYU	18	L, 26-23 OT	A	22	2018	Stanford	14	W, 40-21	A	--
2010	Pittsburgh	15	W, 27-24 OT	H	--	2018	Washington	10	L, 10-3	N	17
2010	TCU	4	L, 47-7	H	6	2019	Arizona State	17	W, 21-3	H	13
2010	Boise State	10	L, 26-3	N	20	2019	Oregon	13	L, 37-15	N	5
2011	Arizona State	22	L, 35-14	H	22	2020	USC	20	L, 33-17	H	--
2012	BYU	25	W, 24-21	H	--	2020	Colorado	21	W, 38-21	A	--
2012	USC	13	L, 38-28	H	--	2021	Arizona State	18	W, 35-21	H	--
2012	Oregon State	8	L, 21-7	A	--	2021	Oregon	4	W, 38-7	H	24
2013	UCLA	12	L, 34-27	H	--	2021	Oregon	10	W, 38-10	N	14
2013	Stanford	5	W, 27-21	H	--	2022\$	Ohio State	7	L, 48-45	N	10
2013	Arizona State	23	L, 20-19	H	--	*2004 season (Fiesta Bowl); +2008 season (Sugar Bowl); \$2021 season (Rose Bowl) Bold indicates Utah wins					
2013	Oregon	6	L, 44-21	A	--						
2014	UCLA	8	W, 30-28	A	--						
2014	USC	20	W, 24-21	H	19						
2014	Arizona State	15	L, 19-16 OT	A	18						
2014	Oregon	5	L, 51-27	H	20						
2014	Arizona	15	L, 42-10	H	20						
2015	Oregon	13	W, 62-20	A	18						
2015	California	23	W, 30-24	H	5						
2016	Washington	4	L, 31-24	H	17						
2016	Colorado	9	L, 27-22	A	21						

GAME-BY-GAME STARTERS

OFFENSE	LT	LG	C	RG	RT	QB	RB	WR	WR/TE	WR/TE	TE
at Florida	--	--	--	--	--	--	--	--	--	--	--
Southern Utah	--	--	--	--	--	--	--	--	--	--	--
San Diego State	--	--	--	--	--	--	--	--	--	--	--
at Arizona State	--	--	--	--	--	--	--	--	--	--	--
Oregon State	--	--	--	--	--	--	--	--	--	--	--
at UCLA	--	--	--	--	--	--	--	--	--	--	--
USC	--	--	--	--	--	--	--	--	--	--	--
at Washington State	--	--	--	--	--	--	--	--	--	--	--
Arizona	--	--	--	--	--	--	--	--	--	--	--
Stanford	--	--	--	--	--	--	--	--	--	--	--
at Oregon	--	--	--	--	--	--	--	--	--	--	--
at Colorado	--	--	--	--	--	--	--	--	--	--	--
DEFENSE	LE	LT	RT/DE	RE/LB	MLB	RLB	NB/LB/S	LC	RC	FS	SS
at Florida	--	--	--	--	--	--	--	--	--	--	--
Southern Utah	--	--	--	--	--	--	--	--	--	--	--
San Diego State	--	--	--	--	--	--	--	--	--	--	--
at Arizona State	--	--	--	--	--	--	--	--	--	--	--
Oregon State	--	--	--	--	--	--	--	--	--	--	--
at UCLA	--	--	--	--	--	--	--	--	--	--	--
USC	--	--	--	--	--	--	--	--	--	--	--
at Washington State	--	--	--	--	--	--	--	--	--	--	--
Arizona	--	--	--	--	--	--	--	--	--	--	--
Stanford	--	--	--	--	--	--	--	--	--	--	--
at Oregon	--	--	--	--	--	--	--	--	--	--	--
at Colorado	--	--	--	--	--	--	--	--	--	--	--

SEASON RESULTS (0-0, 0-0 Pac-12)

Date	Opponent	Location	Attendance	Result
Saturday, Sept. 3	at Florida	Gainesville, Fla.	--	--
Saturday, Sept. 10	Southern Utah	Rice-Eccles Stadium	--	--
Saturday, Sept. 17	San Diego State	Rice-Eccles Stadium	--	--
Saturday, Sept. 24	at Arizona State	Tempe, Ariz.	--	--
Saturday, Oct. 1	Oregon State	Rice-Eccles Stadium	--	--
Saturday, Oct. 8	at UCLA	Pasadena, Calif.	--	--
Saturday, Oct. 15	USC	Rice-Eccles Stadium	--	--
Thursday, Oct. 27	at Washington State	Pullman, Wash.	--	--
Saturday, Nov. 5	Arizona	Rice-Eccles Stadium	--	--
Saturday, Nov. 12	Stanford	Rice-Eccles Stadium	--	--
Saturday, Nov. 19	at Oregon	Eugene, Ore.	--	--
Saturday, Nov. 26	at Colorado	Boulder, Colo.	--	--

TEAM SEASON STATISTICS (2021)

Team Statistics

	UTAH	OPP
Scoring	506	316
Points per game	36.1	22.6
Points Off Turnovers	65	37
First Downs	340	260
Rushing	156	103
Passing	148	136
Penalty	36	21
Rushing Yardage	3035	1671
Yards gained rushing	3272	2075
Yards lost rushing	237	404
Rushing attempts	545	458
Average per rush	5.6	3.6
Average per game	216.8	119.4
TDs Rushing	37	11
Passing Yardage	3000	3112
Comp-Att-Int	254-401-8	279-454-10
Average per pass	7.5	6.9
Average per catch	11.8	11.2
Average per game	214.3	222.3
TDs Passing	24	22
Total offense	6035	4783
Total plays	946	912
Average per play	6.4	5.2
Average per game	431.1	341.6
Kick returns: #-Yards	16-413	45-1062
Punt returns: #-Yards	30-454	12-82
Int returns: #-Yards	10-149	8-143
Kick return average	25.8	23.6
Punt return average	15.1	6.8
Int return average	14.9	17.9
Fumbles-Lost	24-7	16-6
Penalties-Yards	67-632	104-924
Average per game	45.1	66.0
Punts-Yards	41-1591	60-2749
Average per punt	38.8	45.8
Net punt average	35.5	37.4
Kickoffs-Yards	91-5452	66-4000
Average per kick	59.9	60.6
Net kick average	37.3	35.9
Time of possession / game	30:49	29:07
3rd-down conversion	82/170	74/198
3rd-down pct	48%	37%
4rd-down conversion	11/24	17/33

INDIVIDUAL SEASON STATISTICS (2021)

Rushing

Player	gp	att	gain	loss	net	avg	td	lg	avg/g
Tavion Thomas	13	204	1130	22	1108	5.4	21	58	85.2
T.J. Pledger	14	104	708	14	694	6.7	6	96	49.6
Micah Bernard	14	87	551	28	523	6.0	2	50	37.4
Cameron Rising	13	74	566	67	499	6.7	6	62	38.4
Chris Curry	9	18	81	1	80	4.4	0	11	8.9
Britain Covey	14	14	103	4	99	7.1	0	20	7.1
Charlie Brewer	3	12	53	37	16	1.3	0	19	5.3
Ja'Quinden Jackson	3	6	31	1	30	5.0	1	10	10.0
Brant Kuithe	14	4	18	6	12	3.0	1	11	0.9
Jaylen Dixon	10	2	17	0	17	8.5	0	16	1.7
Thomas Yassmin	13	1	0	1	-1	-1.0	0	0	-0.1
Dalton Kincaid	14	1	4	0	4	4.0	0	4	0.3
Bryson Barnes	3	1	10	0	10	10.0	0	10	3.3
Michael Williams	14	1	0	14	-14	-14.0	0	0	-1.0
Team	14	16	0	42	-42	-2.6	0	0	-3.0
Total	14	545	3272	237	3035	5.6	37	96	216.8
Opponents	14	458	2075	404	1671	3.6	11	68	119.4

Passing

Player	gp	effic	comp-att-int	pct	yds	td	lg	avg/g
Cameron Rising	13	146.7	204-320-5	63.8	2493	20	49	191.8
Charlie Brewer	3	117.2	48-79-3	60.8	484	3	37	161.3
Bryson Barnes	3	361.6	2-2-0	100.0	23	1	15	7.7
Total	14	141.9	254-401-8	63.3	3000	24	49	214.3
Opponents	14	130.6	279-454-10	61.5	3112	22	59	222.3

Receiving

Player	gp	no.	yds	avg	td	lg	avg/g
Britain Covey	14	52	514	9.9	3	33	36.7
Brant Kuithe	14	50	611	12.2	6	49	43.6
Dalton Kincaid	14	36	510	14.2	8	43	36.4
Micah Bernard	14	26	251	9.7	2	28	17.9
Devaughn Vele	14	23	389	16.9	1	45	27.8
Solomon Enis	11	22	248	11.3	1	24	22.5
Cole Fotheringham	14	15	128	8.5	0	13	9.1
T.J. Pledger	14	10	107	10.7	0	43	7.6
Theo Howard	13	10	140	14.0	1	42	10.8
Jaylen Dixon	10	5	76	15.2	1	29	7.6
Tavion Thomas	13	2	3	1.5	0	7	0.2
Thomas Yassmin	13	1	6	6.0	0	6	0.5
Money Parks	12	1	12	12.0	1	12	1.0
Connor O'Toole	14	1	5	5.0	0	5	0.4
Total	14	254	3000	11.8	24	49	214.3
Opponents	14	279	3112	11.2	22	59	222.3

Punt Returns

Player	no.	yds	avg	td	lg
Britain Covey	29	427	14.7	2	80
Devaughn Vele	1	27	27.0	0	27
Total	30	454	15.1	2	80
Opponents	12	82	6.8	2	27

Interceptions

Player	no.	yds	avg	td	lg
Devin Lloyd	4	36	9.0	2	34
Clark Phillips	2	54	27.0	1	54
Nephi Sewell	1	13	13.0	0	13
Malone Mataele	1	3	3.0	0	3
Vonte Davis	1	30	30.0	0	30
Karene Reid	1	13	13.0	0	13
Total	10	149	14.9	3	54
Opponents	8	143	17.9	0	40

Kick Returns

Player	no.	yds	avg	td	lg
Britain Covey	12	360	30.0	1	97
Chris Curry	2	29	14.5	0	15
Nephi Sewell	1	14	14.0	0	14
Solomon Enis	1	10	10.0	0	10
Total	16	413	25.8	1	97
Opponents	45	1062	23.6	3	100

Fumble Returns

Player	no.	yds	avg	td	lg
Total	0	0	0.0	0	0
Opponents	0	0	0.0	0	0

INDIVIDUAL SEASON STATISTIC (2021)

Scoring

Player	td	fg	PAT				dpx	saf	pts
			kick	rush	rcv	pass			
Tavion Thomas	21	-	-	-	-	-	-	-	126
Jadon Redding	-	10-14	41-43	-	-	-	-	-	71
Dalton Kincaid	8	-	-	-	-	-	-	-	48
Brant Kuithe	7	-	-	-	-	-	-	-	42
Cameron Rising	6	-	-	1	-	1	-	-	38
Britain Covey	6	-	-	-	-	-	-	-	36
T.J. Pledger	6	-	-	-	-	-	-	-	36
Jordan Noyes	-	2-4	21-21	-	-	-	-	-	27
Micah Bernard	4	-	-	-	-	-	-	-	24
Devin Lloyd	2	-	-	-	-	-	-	-	12
Solomon Enis	1	-	-	-	1	-	-	-	8
Devaughn Vele	1	-	-	-	-	-	-	-	6
Jaylen Dixon	1	-	-	-	-	-	-	-	6
Theo Howard	1	-	-	-	-	-	-	-	6
Money Parks	1	-	-	-	-	-	-	-	6
Clark Phillips	1	-	-	-	-	-	-	-	6
Ja'Quinden Jackson	1	-	-	-	-	-	-	-	6
Total	67	12-18	62-65	1	1	1	0	1	506
Opponents	38	16-26	34-35	0	3	3	0	0	316

Field Goals

Player	fg	pct.	01-19	20-29	30-39	40-49	50-99	lg	blk
Jadon Redding	10-14	71.4	0-0	5-5	2-5	2-3	1-1	50	1
Jordan Noyes	2-4	50.0	0-0	1-1	1-1	0-1	0-1	33	0
Opponents	16-26	61.5	1-1	6-6	5-8	1-5	3-6	57	2

FG Sequence

Team Name	Utah	Opponents
Weber St.	(25),(31)	(25),51
BYU	49,(47)	(37),(21)
Washington St.	(28),31	(39),(20)
Colorado	37	(33),48
Oregon	(50)	44,(42)
Ohio St.	(24)	(31),(19)
San Diego St.		(51)
Southern California		(28)
Arizona St.		51
UCLA		(28),55
Oregon		36

Numbers in (parentheses) indicate field goal was made

Total Offense

Player	g	plays	rush	pass	total	avg/g
Cameron Rising	13	394	499	2493	2992	230.2
Tavion Thomas	13	204	1108	0	1108	85.2
T.J. Pledger	14	104	694	0	694	49.6
Micah Bernard	14	87	523	0	523	37.4
Charlie Brewer	3	91	16	484	500	166.7
Britain Covey	14	14	99	0	99	7.1
Chris Curry	9	18	80	0	80	8.9
Bryson Barnes	3	3	10	23	33	11.0
Ja'Quinden Jackson	3	6	30	0	30	10.0
Jaylen Dixon	10	2	17	0	17	1.7
Brant Kuithe	14	4	12	0	12	0.9
Dalton Kincaid	14	1	4	0	4	0.3
Thomas Yassmin	13	1	-1	0	-1	-0.1
Michael Williams	14	1	-14	0	-14	-1.0
Team	14	0	-42	0	-42	-3.0
Total	14	946	3035	3000	6035	431.1
Opponents	14	912	1671	3112	4783	341.6

Punting

Player	no.	yds	avg	lg	tb	fc	i20	50+	blk
Cameron Peasley	27	1101	40.8	59	1	10	9	3	0
Michael Williams	8	354	44.3	54	0	3	3	3	0
Cameron Rising	3	98	32.7	43	0	0	3	0	0
Team	3	38	12.7	0	0	0	0	0	3
Total	41	1591	38.8	59	1	13	15	6	3
Opponents	60	2749	45.8	71	3	16	14	16	0

Kickoffs

Player	no.	yds	avg	tb	ob	retn	net	ydln
Jordan Noyes	70	4249	60.7	29	2			
Jadon Redding	21	1203	57.3	10	0			
Total	91	5452	59.9	39	2	45	37.3	27
Opponents	66	4000	60.6	45	3	17	35.9	29

INDIVIDUAL SEASON STATISTICS (2021)

All Purpose

Player	g	rush	rcv	pr	kr	ir	total	avg/g
Britain Covey	14	99	514	427	360	0	1400	100.0
Tavion Thomas	13	1108	3	0	0	0	1111	85.5
T.J. Pledger	14	694	107	0	0	0	801	57.2
Micah Bernard	14	523	251	0	0	0	774	55.3
Brant Kuithe	14	12	611	0	0	0	623	44.5
Dalton Kincaid	14	4	510	0	0	0	514	36.7
Cameron Rising	13	499	0	0	0	0	499	38.4
Devaughn Vele	14	0	389	27	0	0	416	29.7
Solomon Enis	11	0	248	0	10	0	258	23.5
Theo Howard	13	0	140	0	0	0	140	10.8
Cole Fotheringham	14	0	128	0	0	0	128	9.1
Chris Curry	9	80	0	0	29	0	109	12.1
Jaylen Dixon	10	17	76	0	0	0	93	9.3
Clark Phillips	14	0	0	0	0	54	54	3.9
Devin Lloyd	14	0	0	0	0	36	36	2.6
Vonte Davis	14	0	0	0	0	30	30	2.1
Ja'Quinden Jackson	3	30	0	0	0	0	30	10.0
Nephi Sewell	13	0	0	0	14	13	27	2.1
Charlie Brewer	3	16	0	0	0	0	16	5.3
Karene Reid	10	0	0	0	0	13	13	1.3
Money Parks	12	0	12	0	0	0	12	1.0
Bryson Barnes	3	10	0	0	0	0	10	3.3
Thomas Yassmin	13	-1	6	0	0	0	5	0.4
Connor O'Toole	14	0	5	0	0	0	5	0.4
Malone Mataele	11	0	0	0	0	3	3	0.3
Michael Williams	14	-14	0	0	0	0	-14	-1.0
Team	14	-42	0	0	0	0	-42	-3.0
Total	14	3035	3000	454	413	149	7051	503.6
Opponents	14	1671	3112	82	1062	143	6070	433.6

DEFENSIVE SEASON STATISTICS (2021)

Team Defense

			Tackles				Sacks	Pass defense			Fumbles		blkd	
##	Player	gp	ua	a	tot	tfl/yds	no-yds	int-yds	brup	qbh	fr-yds	ff	kick	saf
0	Devin Lloyd	14	65	45	110	22-97	8-60	4-36	6	2	1-0	.	.	.
1	Nephi Sewell	13	54	35	89	6.5-10	.	1-13	.	.	.	1	.	.
8	Clark Phillips	14	46	17	63	1-2	.	2-54	13	.	.	2	.	.
28	Brandon McKinney	14	38	25	63	4-20	1-6	.	2	1	.	1	.	.
9	Vonte Davis	14	49	13	62	0.5-1	.	1-30	.	.	.	1	.	.
6	Cole Bishop	10	35	19	54	9-32	3-15	.	5	.	1-0	.	1	.
42	Mika Tafua	14	31	18	49	13-84	9.5-77	.	3	5	1-0	1	.	.
32	Karene Reid	10	22	23	45	2-7	1-6	1-13	2	1
7	Van Fillingner	14	25	17	42	9.5-38	5.5-32	.	.	4
58	Junior Tafuna	13	22	11	33	5.5-31	4.5-30	.	1	.	1-0	.	.	.
15	Malone Mataele	11	17	11	28	2.5-4	.	1-3	2
23	Faybian Marks	10	20	5	25	.	.	.	2
16	Zemaiah Vaughn	13	21	4	25	3-6	0.5-1	.	4
13	Kamo'i Latu	14	11	8	19	.	.	.	3
41	Hauati Pututau	14	12	6	18	4.5-21	3-19	.	4
44	Xavier Carlton	11	9	9	18	4-11	1-5	.	1	1
83	Jonah Elliss	14	9	6	15	1-7	1-7	.	.	.	2-0	.	.	.
54	Hayden Furey	14	9	4	13	2-5	.	.	2
90	Devin Kaufusi	14	4	9	13	1.5-2	.	.	1	1	.	.	1	.
2	Micah Bernard	14	10	2	12
95	Aliki Vimahi	10	9	3	12	2-10	2-10	.	3	1
81	Connor O'Toole	14	5	5	10
4	JaTravis Broughton	2	7	2	9	1-2	.	.	3
37	Trey Reynolds	14	2	4	6
55	Andrew Mata'afa	13	4	1	5	.	.	.	1
99	Tennessee Pututau	9	2	2	4	1-8	1-8
47	Miki Suguturaga	7	3	1	4	1-3	1-3	1	.	.
26	Kyrese Rowan	11	3	1	4
98	Viane Moala	3	1	3	4	.	.	.	1
22	Aaron Lowe	4	2	1	3
5	Caine Savage	9	3	.	3
87	Thomas Yassmin	13	2	1	3
31	LaCarea Pleasant-Johnson	6	1	2	3
37	Faysal Aden	2	1	1	2
19	Bryson Reeves	6	.	2	2
17	Devaughn Vele	14	1	1	2
86	Dalton Kincaid	14	1	.	1
7	Cameron Rising	13	1	.	1
18	Britain Covey	14	1	.	1
71	Braeden Daniels	14	.	1	1
50	Fua Pututau	3	.	1	1	0.5-1	.	.	1

TEAM GAME-BY-GAME

Date	Opponent	Rushing				Receiving				Passing				Kick Returns				Punt Returns				tot	
		no.	yds	td	lg	no.	yds	td	lg	cmp-att-int	yds	td	lg	no.	yds	td	lg	no.	yds	td	lg	off	
09/02/2021	Weber St.	31	188	2	20	21	262	3	35	21-29-1	262	3	35	0	0	0	0	3	39	0	34	450	
09/11/2021	at BYU	25	193	1	50	15	147	1	37	15-26-1	147	1	37	1	14	0	14	2	62	0	35	340	
09/18/2021	at San Diego St.	31	70	0	24	33	257	3	25	33-58-1	257	3	25	1	25	0	25	6	132	1	80	327	
09/25/2021	Washington St.	33	213	2	59	13	137	0	27	13-23-0	137	0	27	1	15	0	15	2	31	0	19	350	
10/09/2021	at Southern California	35	180	3	43	22	306	3	42	22-28-0	306	3	42	0	0	0	0	1	1	0	1	486	
10/16/2021	Arizona St.	36	208	3	23	21	247	2	23	21-33-2	247	2	23	0	0	0	0	1	10	0	10	455	
10/23/2021	at Oregon St.	41	188	2	21	22	267	2	45	22-36-0	267	2	45	0	0	0	0	0	0	0	0	455	
10/30/2021	UCLA	44	290	5	30	17	179	1	24	17-27-0	179	1	24	0	0	0	0	1	6	0	6	469	
11/05/2021	at Stanford	46	441	6	96	13	140	0	28	13-22-0	140	0	28	0	0	0	0	4	42	0	16	581	
11/13/2021	at Arizona	44	174	3	15	19	294	2	43	19-30-0	294	2	43	0	0	0	0	1	-2	0	0	468	
11/20/2021	Oregon	50	208	4	17	10	178	0	49	10-18-0	178	0	49	2	59	0	34	2	90	1	78	386	
11/26/2021	Colorado	45	265	1	31	14	179	3	33	14-23-1	179	3	33	1	29	0	29	4	31	0	16	444	
12/03/2021	vs Oregon	40	191	3	41	15	170	1	29	15-24-2	170	1	29	2	49	0	39	3	12	0	10	361	
01/01/2022	vs Ohio St.	44	226	2	62	19	237	3	27	19-24-0	237	3	27	8	222	1	97	0	0	0	0	463	
Utah		545	3035	37	96	254	3000	24	49	254-401-8	3000	24	49	16	413	1	97	30	454	2	80	6035	
Opponents		458	1671	11	68	279	3112	22	59	279-454-10	3112	22	59	45	1062	3	100	12	82	2	27	4783	

Utah Averages

Games	Avg/ rush	Avg/ catch	Pass eff	KR avg	PR avg	All purpose avg/game	Total offense avg/game
14	5.6	11.8	141.9	25.8	15.1	503.6	431.1

Date	Opponent	Tackles				Sacks no-yds	Fumble		Pass Defense			blkd kick	PAT attempts			off		
		ua	a	total	tfl-yds		ff	fr-yds	int-yds	qbh	brup		kick	rush	rcv	saf	t/o	pts
09/02/2021	Weber St.	42	26	68	7.0-30	3-20	1	1-0	1-0	0	3	0	4-5	0	0	0	13	40
09/11/2021	at BYU	36	44	80	6.0-11	0-0	1	0-0	0-0	1	4	0	2-2	0	0	0	0	17
09/18/2021	at San Diego St.	41	34	75	7.0-20	1-6	0	1-0	0-0	4	3	0	2-3	0	1	0	0	31
09/25/2021	Washington St.	50	22	72	13.0-65	8-59	0	0-0	3-67	0	4	0	3-3	0	0	0	7	24
10/09/2021	at Southern California	45	28	73	5.0-20	2-13	0	0-0	1-30	0	10	0	6-6	0	0	0	7	42
10/16/2021	Arizona St.	42	14	56	7.0-48	5-40	1	1-0	0-0	0	3	1	5-5	0	0	0	0	35
10/23/2021	at Oregon St.	30	32	62	5.0-23	2-17	2	1-0	0-0	2	1	0	4-4	0	0	0	7	34
10/30/2021	UCLA	45	26	71	6.0-19	2-14	0	0-0	1-13	0	7	0	6-6	0	0	1	7	44
11/05/2021	at Stanford	40	18	58	15.0-40	5-19	1	1-0	1-2	3	4	0	7-7	0	0	0	14	52
11/13/2021	at Arizona	41	16	57	7.0-29	3-16	0	0-0	0-0	3	4	0	5-5	0	0	0	0	38
11/20/2021	Oregon	34	14	48	6.0-33	3-22	0	0-0	0-0	0	4	1	5-5	0	0	0	0	38
11/26/2021	Colorado	35	16	51	7.0-41	4-32	0	0-0	0-0	1	6	0	4-4	0	0	0	0	28
12/03/2021	vs Oregon	37	14	51	5.0-22	4-21	0	0-0	2-37	2	4	0	3-4	1	0	0	10	38
01/01/2022	vs Ohio St.	45	16	61	1.0-1	0-0	1	1-0	1-0	0	3	0	6-6	0	0	0	0	45
Utah		563	320	883	97.0-402	42-279	7	6-0	10-149	16	60	2	62-65	1	1	1	65	506
Opponents		516	432	948	54.0-181	13-85	10	7-0	8-143	28	45	4	34-35	0	3	0	37	316

OPPONENT GAME-BY-GAME (2021)

Date	Opponent	Rushing				Receiving				Passing				Kick Returns				Punt Returns				tot off
		no.	yds	td	lg	no.	yds	td	lg	cmp-att-int	yds	td	lg	no.	yds	td	lg	no.	yds	td	lg	
09/02/2021	Weber St.	30	57	0	21	21	213	1	36	21-33-1	213	1	36	4	148	1	100	1	17	0	17	270
09/11/2021	at BYU	46	224	0	23	18	149	3	33	18-30-0	149	3	33	0	0	0	0	1	4	0	4	373
09/18/2021	at San Diego St.	45	204	2	54	10	44	1	15	10-19-0	44	1	15	5	168	1	100	3	11	0	7	248
09/25/2021	Washington St.	37	70	0	24	25	248	1	26	25-38-3	248	1	26	0	0	0	0	1	5	0	5	318
10/09/2021	at Southern California	25	92	1	28	33	401	2	41	33-53-1	401	2	41	5	80	0	21	2	-3	0	1	493
10/16/2021	Arizona St.	34	123	1	16	20	237	2	59	20-31-0	237	2	59	1	14	0	14	1	4	0	4	360
10/23/2021	at Oregon St.	41	260	3	68	14	208	2	54	14-19-0	208	2	54	2	42	0	22	0	27	1	27	468
10/30/2021	UCLA	35	146	1	30	27	265	2	41	27-44-1	265	2	41	2	28	0	17	0	0	0	0	411
11/05/2021	at Stanford	31	82	1	32	15	85	0	27	15-23-1	85	0	27	5	106	0	33	0	0	0	0	167
11/13/2021	at Arizona	30	102	1	43	20	227	1	45	20-35-0	227	1	45	3	33	0	18	1	0	1	3	329
11/20/2021	Oregon	23	63	0	13	17	231	1	50	17-35-0	231	1	50	2	58	0	35	0	0	0	0	294
11/26/2021	Colorado	32	64	0	16	9	84	0	29	9-23-0	84	0	29	3	124	1	100	1	14	0	14	148
12/03/2021	vs Oregon	29	74	1	16	13	147	0	33	13-24-2	147	0	33	5	83	0	20	1	3	0	3	221
01/01/2022	vs Ohio St.	20	110	0	13	37	573	6	52	37-47-1	573	6	52	8	178	0	39	0	0	0	0	683
Opponents		458	1671	11	68	279	3112	22	59	279-454-10	3112	22	59	45	1062	3	100	12	82	2	27	4783
Utah		545	3035	37	96	254	3000	24	49	254-401-8	3000	24	49	16	413	1	97	30	454	2	80	6035

Opponents Averages

Games	Avg/ rush	Avg/ catch	Pass effc	KR avg	PR avg	All purpose avg/game	Total offense avg/game
14	3.6	11.2	130.6	23.6	6.8	433.6	341.6

Date	Opponent	Tackles				Sacks no-yds	Fumble ff-fr-yds		Pass Defense int-yds qbh brup			blkd kick	PAT attempts kick rush rcv			off saf t/o pts		
		ua	a	total	tfl-yds													
09/02/2021	Weber St.	37	26	63	4.0-15	1-10	1	1-0	1-37	0	2	0	2-2	0	0	0	3	17
09/11/2021	at BYU	22	30	52	5.0-18	2-8	1	1-0	1-4	2	6	0	2-3	0	0	0	3	26
09/18/2021	at San Diego St.	41	40	81	8.0-32	3-18	0	0-0	1-34	11	8	1	4-4	0	1	0	7	33
09/25/2021	Washington St.	38	14	52	5.0-21	1-9	5	3-0	0-0	0	1	0	1-1	0	0	0	7	13
10/09/2021	at Southern California	31	36	67	5.0-7	2-3	0	0-0	0-0	0	3	0	1-1	0	2	0	0	26
10/16/2021	Arizona St.	38	20	58	3.0-5	0-0	0	0-0	2-6	1	4	0	3-3	0	0	0	7	21
10/23/2021	at Oregon St.	27	56	83	4.0-14	0-0	1	0-0	0-0	6	5	1	6-6	0	0	0	0	42
10/30/2021	UCLA	36	30	66	1.0-4	0-0	0	0-0	0-0	0	3	0	3-3	0	0	0	0	24
11/05/2021	at Stanford	43	22	65	2.0-2	0-0	0	1-0	0-0	2	4	0	1-1	0	0	0	0	7
11/13/2021	at Arizona	40	26	66	5.0-15	1-10	0	0-0	0-0	6	1	1	2-2	0	0	0	0	29
11/20/2021	Oregon	35	42	77	1.0-12	1-12	0	0-0	0-0	0	5	0	1-1	0	0	0	0	7
11/26/2021	Colorado	39	36	75	5.0-7	0-0	0	0-0	1-40	0	1	1	1-1	0	0	0	3	13
12/03/2021	vs Oregon	46	16	62	3.0-14	1-8	2	0-0	2-22	0	1	0	1-1	0	0	0	0	10
01/01/2022	vs Ohio St.	43	38	81	3.0-15	1-7	0	1-0	0-0	0	1	0	6-6	0	0	0	7	48
Opponents		516	432	948	54.0-181	13-85	10	7-0	8-143	28	45	4	34-35	0	3	0	37	316
Utah		563	320	883	97.0-402	42-279	7	6-0	10-149	16	60	2	62-65	1	1	1	65	506