



RUNNIN' UTES MEN'S BASKETBALL

MATCHUP

UTAH RUNNIN' UTES 8-12, 1-9 Pac-12

Head Coach: Craig Smith
Alma Mater: North Dakota '96
Record at Utah: 8-12 (1st Season)
Overall Record (DI): 161-91 (8th Season)



AT



WASHINGTON STATE COUGARS 10-7, 3-3 Pac-12

Kyle Smith : Head Coach
Hamilton '92 : Alma Mater
40-36 (3rd Season) : Record at WSU
204-158 (12th Season) : Overall Record

GAME INFORMATION

SERIES HISTORY

Overall Utah Leads 27-5
Current Streak Utah Lost 1
In Pac-12 Utah Leads 14-3
In Pullman Utah Leads 8-2
In Salt Lake City Utah Leads 18-2
In Huntsman Center Utah Leads 11-1
In Neutral Games Tied 1-1
Last Meeting Washington State, 77-61
Smith vs. Washington State 0-1

ARENA INFO - BEASLEY COLISEUM

Location Pullman, WA
Capacity 11,671

TELEVISION - PAC-12 NETWORKS

Play-By-Play Greg Heister
Analyst Dan Dickau
Producer Michael Molinari
Live-Stream Pac-12.com/Pac-12 NOW App

RADIO - ESPN 700 AM

Play-by-Play Bill Riley
Analyst
Online ESPN700Sports.com [Free]

LIVE STATS

www.utah.statbroadcast.com [public]

TICKETS

www.UtahTickets.com
801-581-UTIX (8849)

MEDIA CONTACT

MBB Contact John Vu
E-Mail jvu@huntsman.utah.edu
Cell 714-728-9163
Twitter @Vuuster
Address 1825 E. South Campus Dr.
Salt Lake City, UT 84112-0900

OPENING TIP

The Utah men's basketball looks to turn a new chapter as it heads to The Palouse for a midweek match-up against Washington State this Wednesday, Jan. 26, at 8 p.m. (MT) inside Beasley Coliseum.

Greg Heister will have the call while former Gonzaga guard Dan Dickau serves as the analyst in the second meeting between the Utes and Cougars this season on Pac-12 Networks.

IN THE RANKINGS

Here's how the Runnin' Utes rank nationally in the top-50 thru games on 1/23.

Category	Value	National Rank	Pac-12 Rank
Free Throw %	.803	3rd	1st
Free Throws Made	286	23rd	1st
Total Rebounds	758	24th	1st
3FG Defense %	.301	47th	1st

INSIDE CONFERENCE ACTION






With Pac-12 play in full swing, here's how Utah players fare in conference play...

PLYR	GP	Category	Rank	Value
Marco Anthony	8	3FG%	T2nd	.500
Both Gach	10	3FG%	7th	.438
Both Gach	10	FT%	8th	.828
Marco Anthony	8	OREBs	8th	2.38
David Jenkins Jr.	10	FT%	9th	.815
Marco Anthony	8	Rebounds	T9th	6.63
Marco Anthony	8	DREBs	10th	4.25

STEFANOVIC RACKS UP ANOTHER FOW HONOR

Utah men's basketball guard Lazar Stefanovic picked up his second Pac-12 Freshman of the Week honor after averaging 11 points, 3.7 rebounds and 2.3 assists this past week for the Runnin' Utes.

PROBABLE STARTERS (LAST GAME STARTERS)

				
#10 MARCO ANTHONY SR - GUARD	#11 RILEY BATTIN SR - FORWARD	#20 LAZAR STEFANOVIĆ FR - GUARD	#21 DUSAN MAHORCIC SR - FORWARD	#25 ROLLIE WORSTER SO - GUARD
MIN 28.1	MIN 21.5	MIN 24.2	MIN 14.7	MIN 28.0
PPG 8.5	PPG 5.3	PPG 7.7	PPG 5.6	PPG 7.2
FG% .400	FG% .319	FG% .353	FG% .407	FG% .386
3FG% .379	3FG% .250	3FG% .265	3FG% .000	3FG% .357

2021-22 SCHEDULE

Date	OPPONENT	TV	Time/Result
Nov. 4	Westminster [Exh]	N/A	W, 87-51
Nov. 9	Abilene Christian	P12 Mountain	W, 70-56
Nov. 13	Sacramento State	P12 Mountain	W, 89-56
Nov. 15	Bethune-Cookman ⁽¹⁾	P12 Mountain	W, 86-55
Nov. 20	vs. Boston College ⁽²⁾	FloHoops	W, 68-61
Nov. 21	vs. Tulsa/Rhode Island ⁽²⁾	FloHoops	W, 72-58
Nov. 27	#18/18 BYU	P12 Mountain	L, 75-64
Dec. 1	at #20/18 USC*	P12 Networks	L, 93-73
Dec. 5	California*	Pac-12 Networks	W, 66-58
Dec. 8	vs. TCU ⁽³⁾	ESPN+	L, 76-62
Dec. 11	Manhattan	P12 Networks	W, 96-62
Dec. 18	at Missouri	SEC Network	L, 83-75
Dec. 21	Fresno State	P12 Networks	W, 55-50
Dec. 30	at Oregon State*	P12 Networks	L, 88-76
Jan. 1	at Oregon*	P12 Networks	L, 79-66
Jan. 6	Washington*	P12 Networks	L, 74-68
Jan. 8	Washington State*	P12 Networks	L, 77-61
Jan. 13	at Arizona State*	P12 Networks	PPD
Jan. 15	at #6/6 Arizona*	P12 Networks	L, 82-64
Jan. 17	at Arizona State	P12 Networks	L, 64-62
Jan. 20	#9/9 UCLA*	FS1	L, 63-58
Jan. 22	#16/15 USC*	P12 Networks	L, 79-67
Jan. 26	at Washington State*	P12 Networks	8 p.m.
Jan. 29	at Washington*	P12 Networks	3 p.m.
Feb. 3	Oregon State*	ESPN	7 p.m.
Feb. 5	Oregon*	FS1	6:30 p.m.
Feb. 12	at Colorado*	P12 Networks	6 p.m.
Feb. 17	at Stanford*	ESPN	9 p.m.
Feb. 19	at California*	P12 Networks	4 p.m.
Feb. 24	Arizona*	FS1	9 p.m.
Feb. 26	Arizona State	ESPN	8 p.m.
March 5	Colorado	ESPN	7:30 p.m.

-- Pac-12 Tournament⁽⁴⁾ --

March 9	First Round	TBD	P12N
March 10	Quarterfinals	TBD	P12N/FS1
March 11	Semifinals	7/9:30 p.m.	P12N/FS1
March 12	Finals	7 p.m.	FOX

-- NCAA Tournament --

March 17-20	1st & 2nd Round	TBD	TBD
March 24-27	Regional Round	TBD	TBD
April 2	Final Four	CBS/TBS	TBD
April 4	Championship	CBS	

Home Games in **Bold** | All Times **MOUNTAIN**

* - Pac-12 Conference Game

1 - Sunshine Slam MTE

2 - Sunshine Slam MTE (Ocean Center - Daytona Beach, Fla.)

3 - Dickies Arena (Ft. Worth, Texas)

4 - Las Vegas, Nev. - T-Mobile Arena

2021-22 PAC-12 STANDING

Thru games on 1/23/21		CONFERENCE		OVERALL		
		W-L	PCT	W-L	PCT	L10 STRK
1.	#3 Arizona	6-0	1.000	16-1	0.941	9-1 Won 5
2.	#7/8 UCLA	5-1	0.833	13-2	0.867	8-2 Won 3
3.	#15/15 USC	6-2	0.750	16-2	0.889	8-2 Won 2
4.	#RV/RV Oregon	5-2	0.714	12-6	0.667	7-3 Won 6
5.	Stanford	4-3	0.571	11-6	0.647	7-3 Won 1
6.	Washington	4-3	0.571	9-8	0.529	5-5 Lost 1
7.	Colorado	4-4	0.500	12-6	0.667	6-4 Lost 2
8.	Washington State	3-3	0.500	10-7	0.588	4-6 Won 1
9.	Arizona State	2-4	0.333	6-10	0.375	4-6 Lost 1
10.	California	2-6	0.250	9-10	0.474	5-5 Lost 5
11.	Oregon State	1-6	0.143	3-14	0.176	2-8 Lost 4
12.	Utah	1-9	0.100	8-12	0.400	1-9 Lost 8

ALL-TIME RESULTS VS. WASHINGTON STATE

DATE	W/L	SCORE	LOCATION
12/17/1938	W	45-44	Pullman, Wash.
12/14/1946	L	32-33	Salt Lake City
12/19/1952	W	72-57	Salt Lake City
12/20/1952	W	69-59	Salt Lake City
12/17/1955	W	91-56	Salt Lake City
12/21/1957	W	71-64	Salt Lake City
12/23/1957	W	70-48	Salt Lake City
12/17/1959	W	88-69	Salt Lake City
12/19/1963	W	102-71	Salt Lake City
12/30/1967	W	85-78	Portland, Ore.
12/18/1971	W	74-60	Salt Lake City
12/11/1999	W	78-66	Pullman, Wash.
12/16/2000	W	87-63	Salt Lake City
12/22/2005	L	42-69	Seattle
12/02/2006	W	69-55	Salt Lake City
01/05/2012	W	62-60 (OT)	[P12] Salt Lake City
01/16/2013	L	65-75	[P12] Pullman, Wash.
01/12/2014	L	46-49	[P12] Pullman, Wash.
02/08/2014	W	81-63	[P12] Salt Lake City
01/21/2015	W	86-64	[P12] Salt Lake City
03/05/2015	W	67-59	[P12] Pullman, Wash.
01/21/2016	W	92-71	[P12] Pullman, Wash.
02/14/2016	W	88-47	[P12] Salt Lake City
01/18/2017	W	88-47	[P12] Pullman, Wash.
02/09/2017	W	74-70	[P12] Salt Lake City
01/21/2018	W	82-69	[P12] Salt Lake City
02/17/2018	W	77-70	[P12] Pullman, Wash.
01/12/2019	W	88-70	[P12] Salt Lake City
02/23/2019	W	92-79	[P12] Pullman, Wash.
01/25/2020	W	76-64	[P12] Salt Lake City
01/21/2021	W	71-56	[P12] Pullman, Wash.
01/08/2022	L	77-61	[P12] Salt Lake City

TALE OF THE TAPE

69.9	SCORING OFFENSE	74.2
69.5	SCORING DEFENSE	63.9
+0.5	SCORING MARGIN	+10.3
.415	FIELD GOAL %	.425
.338	3FG%	.336
.301	3FG% DEFENSE	.301
37.9	REBOUNDS PER GAME	38.7
+2.3	REBOUND MARGIN	+5.6
14.0	ASSISTS PER GAME	10.9
12.6	TURNOVERS PER GAME	12.0
-3.1	TURNOVER MARGIN	+2.1
1.1	ASSISTS/TURNOVER RATIO	+2.1
4.1	STEALS PER GAME	6.1
3.1	BLOCKS PER GAME	4-4

Stefanovic is the first Ute freshman to earn the honor multiple times in a single-season. The Belgrade, Serbia, product has now earned two of Utah's four FOW honor since the award started in 2019-20. His first award came back on Dec. 6.

STEFANOVIC STEPS UP

Freshman Lazar Stefanovic had a breakout game against #9/9 UCLA last Thursday going for a team-high 18 points on 4-7 from 3-point range - including some critical shots down the stretch. It was just the sixth time the Belgrade, Serbia, native has reach double figures in a game and third in Pac-12 action. Meanwhile, his 31:50 minutes of action is second-most this season after playing a season-high 33:28 minutes at Arizona State this past Monday.

REDEMPTION ROAD

After being swept by the Washington school at home for the first time ever since joining the Pac-12, the Utes look to return the favor on the road this week as they travel to Washington State and Washington. In its 11th season as a member of the Pac-12, Utah has swept both WSU and UW three-consecutive season from 2015-2018 - two of those series started in Pullman. The only campaign the Utes were swept on the road by the Washington schools came in 2013-14.

NET RANKINGS

In the first release of the NET Rankings of on Dec. 6, Utah checks in at No. 57 - which was the fourth-highest amongst Pac-12 teams. Here's where the Utes stand now through games on Jan 20.

	NET RANK	AVG OPP NET RANK	Q1	Q2	Q3	Q4
Arizona	1	77	2-1	4-0	5-0	5-0
UCLA	16	57	2-1	4-1	1-0	6-0
USC	24	104	2-0	4-2	5-0	5-0
Oregon	49	20	2-4	1-1	4-1	4-0
Washington State	62	74	0-2	1-2	5-2	4-1
Colorado	87	61	0-5	1-0	6-1	5-0
Stanford	93	22	3-3	2-2	1-1	5-0
Utah	121	36	0-7	1-1	4-4	3-0
California	129	57	0-6	1-2	2-1	6-1
Washington	139	49	02-	2-2	5-2	2-2
Arizona State	148	6	2-3	0-5	2-2	2-0
Oregon State	223	23	0-5	0-4	1-3	2-2

IN THE STATE OF WASHINGTON

Heading to this week's match-up against the Washington schools, Utah is 9-6 all time when playing UW and WSU on the road since joining the Pac-12 in 2011-12. In the five times Utah has started the series in Pullman, the Utes are 5-0. In the series where the first game is played in Seattle, Utah is just 2-1.

*Started road swing with WSU

2011-12: DNP	2015-16: 2-0*	2019-20: DNP
2012-13: 1-1*	2016-17: 2-0*	2020-21: 1-1*
2013-14: 0-2	2017-18: 2-0	2021-22: --
2014-15: 1-1*	2018-19: 1-1	

NUMBERS WATCH

Heading into Saturday's games, Both Gach (917) is just 83 points away from recording 1,000 career points while David Jenkins Jr. (1,785) is approaching the 2,000 career points mark.

Of Gach's 917 career points, 720 have occurred while he has been in a Runnin' Utes jersey. The 6-6 guard recorded 197 points in 2020-21 while he was at Minnesota before returning to SLC to play for Craig Smith.

MADSEN PICKS UP PACE

As Gabe Madsen gets his feet under him after returning from an injury, the Rochester, Minn., has slowly seen his minutes increase and get more comfortable on the floor. That comfortability culminated with a 20-point performance against then #16/15 USC this past Saturday, going 5-of-11 from 3-point range and 6-of-12 from the floor in total.

Season-Highs vs. USC

- 20 points
- 5 3FGM
- 6 FGM
- 3 FTM
- 23:03 minutes

SCOUTING THE COUGARS

Washington State heads into Wednesday's meeting 10-7 overall and 3-3 in Pac-12 play after sitting out last week due to being in COVID-19 protocols. Since their win in SLC, the Cougars have only played two games against Stanford (L, 62-57) and California (W, 65-57) at home.

Michael Flowers leads a trio of Cougs in double-figures averaging 13.2 points and 3.8 rebounds with a team-high 3.0 assists. Noah Williams is second on the team averaging 11.8 points, 4.1 rebounds and 2.5 assists while owning the second most steals on the team with 17. Tyrell Roberts rounds out the trio averaging 10.8 points, 2.4 assists with 31 made triples - second only to Flowers (44).

As a team, UW is averaging just 64.8 points in Pac-12 play compared to the 79.3 points per game in non-con action. The Cougars are just 2-3 in their last five games with Roberts leading the way with 14.4 points per game while Flowers is averaging 10.4 points. Mouhamed Gueye has been a solid presence on the block for WSU, averaging 8.2 points and 5.4 boards the last five games while Adrej Jakimovski is averaging 7.4 points and 6.0 rebounds.

LAST TIME OUT

Utah 6-6 guard Gabe Madsen shined against #16/15 USC last Saturday, going for 20 points on 5-of-11 from 3-point range to keep the Utes within range of the Trojans before eventually falling 79-67. Freshman Lazar Stefanovic was the only other Ute in double-figures with 10 points while Dusan Mahoric made his first-career start as a Ute against the Trojans with nine points and five rebounds.

The Utes kept within striking distance of the Trojans in the opening minutes of the second frame before USC went on a 14-2 run to take a 56-38 lead and never looked back. Up against a tall and lengthy USC team, the Utes managed to minimize their turnovers to just 10 but was outscored in the paint 40-20 – including 12 offensive boards that led to 15 Trojan points.

UP NEXT

Utah will get an extra day of preparation as it faces Washington on Saturday, Jan. 29, at 3 p.m. (MT) on Pac-12 Networks. Roxy Bernstein will have the call between the Runnin' Utes and Huskies as Utah looks to pick up its first win inside Alaska Airlines Arena since Jan. 18, 2018.

LOOKING AHEAD

The Utes return home for another short homestand as they welcome in Oregon State (Feb. 3) and Oregon (Feb. 5) inside the Jon M. Huntsman Center. Utah first battles the Beavers at 7 p.m. (MT) on ESPN before welcoming in the Ducks for a 6:30 p.m. (MT) tilt on Saturday, Feb. 5. The Runnin' Utes program will also recognize another one of their greats with an honored jersey ceremony for long-time NBA veteran Tom Chambers.

ACTIVE CAREER LIST

Through games on Sunday, Jan. 23, David Jenkins Jr. is in the top-50 career list in a several categories along with others in the Pac-12 Conference.

Scoring

RK.	PLAYER	SCHOOL	TOTAL
13th	Michael Flowers	WSU	1,934
15th	Marreon Jackson	ASU	1,929
27th	David Jenkins Jr.	UTAH	1,785

Scoring Average

RK.	PLAYER	SCHOOL	GP	TOTAL	AVG
29th	David Jenkins Jr.	UTAH	114	1,785	15.7
T36th	Tyrell Roberts	WSU	79	1,214	15.4
T36th	Terrell Brown Jr.	WAS	105	1,613	15.4

Field Goals Made

RK.	PLAYER	SCHOOL	GP	TOTAL
T30th	Marreon Jackson	ASU	143	621
T35th	Michael Flowers	WSU	132	603
37th	Terrell Brown Jr.	WAS	105	598
44th	David Jenkins Jr.	UTAH	114	578

3-Point Field Goals Made

RK.	PLAYER	SCHOOL	GP	TOTAL
10th	Marreon Jackson	ASU	143	322
12th	David Jenkins Jr.	UTAH	114	311
T25th	Michael Flowers	WSU	132	277
38th	Makale Foreman	CAL	141	261

3-Point Field Goals Per Game

RK.	PLAYER	SCHOOL	GP	3FGM	AVG
T16th	Tyrell Roberts	WSU	79	216	2.73
T16th	David Jenkins Jr.	UTAH	114	311	2.73

3-Point Field Goal Percentage

RK.	PLAYER	SCHOOL	GP	3FGM-A	AVG
9th	Will Burghardt	WSU	62	80-181	.442
T16th	David Singleton	UCLA	108	123-285	.432
T34th	David Jenkins Jr.	UTAH	114	311-746	.417
T37th	Will Richardson	ORE	103	118-284	.415
T42nd	DJ Horne	ASU	71	150-364	.412

PAC-12 WOES

Utah has now lost eight-straight games in Pac-12 play with losses to Oregon, Oregon State, Washington, Washington State, #6/6 Arizona, Arizona State, #9/9 UCLA and #16/15 USC. The last time the Utes had an eight-game losing streak was in 2011-12, their first season in the Pac-12. The Utes had two stretches of eight-straight losses that year. Once during the non-conference season and a second during league play in a similar stretch.

MAHORCIC RETURNS

Utah big man Dusan Mahorcic made his return to the line-up against for the first time against Washington (Jan. 6) after his knee injury in the first-half against BYU at home on Nov. 27. The Belgrade, Serbia, native saw action at the 10:11 mark in the first half after missing eight games.

UTAH VS. AP RANKED OPPONENTS

All-Time vs. AP Ranked Opp: 68-154 (.306)

All-Time vs. AP Ranked Opp at Home: 38-42 (.475)

All-Time vs. AP Ranked Opp Away: 11-61 (.153)

Last Win vs. AP Ranked Opp: 12/18/19 vs. #6 Kentucky, 69-66

Last Win vs. AP Ranked Opp at Home: 1/12/17 vs. #25 USC, 86-64

Last Win vs. AP Ranked Opp Away: 3/21/18 at #25 St. Mary's, 67-58 (OT)

MISAKA JERSEY HONORED ON JAN. 20

After much anticipation and delay due to COVID-19, the Utah Athletics Department [honored the late Wat Misaka this past Saturday, Jan. 22, at halftime.](#)

Misaka, who helped lead the Utah basketball program to national championships in 1944 and '47, broke barriers when he became the first non-Caucasian player in the Basketball Association of America (predecessor to the NBA) in 1947.

Known as the Jackie Robinson of basketball, Misaka was inducted into the Utah Sports Hall of Fame in 1999 and the University of Utah's Crimson Club Hall of Fame in 2011. Misaka was the point guard for Utah's 1944 NCAA tournament championship team and the 1947 NIT championship team. In between his two seasons playing for Utah he was drafted into the military and rose to the rank of Staff Sergeant.

PAC-12

PLAYER OF THE WEEK

Nov. 15	Johnny Juzang	Jr.	UCLA
Nov. 22	Christian Koloko	Jr.	Arizona
Nov. 29	Terrell Brown Jr.	Sr.	Washington
Dec. 6	Bennedict Mathurin	So.	Arizona
Dec. 13	Bennedict Mathurin	So.	Arizona
Dec. 20	Chevez Goodwin	RSr.	USC
Dec. 27	Grant Anticevich	5th	Cal
Jan. 3	Will Richardson	Sr.	Oregon
Jan. 10	Tyger Campbell	Jr.	UCLA
Jan. 17	Will Richardson	Sr.	Oregon
Jan. 24	Johnny Juzang	Jr.	UCLA
Jan. 31			
Feb. 7			
Feb. 14			
Feb. 21			
Feb. 28			
March 7			

PAC-12

FRESHMAN OF THE WEEK

Nov. 15	Harrison Ingram	Stanford
Nov. 22	Muhamed Gueye	Washington State
Nov. 29	K.J. Simpson	Colorado
Dec. 6	Lazar Stefanovic	Utah
Dec. 13	Harrison Ingram	Stanford
Dec. 20	Harrison Ingram	Stanford
Dec. 27	Harrison Ingram	Stanford
Jan. 3	Glen Taylor Jr.	Oregon State
Jan. 10	Julian Hammond III	Colorado
Jan. 17	Mouhamed Gueye	Washington State
Jan. 24	Lazar Stefanovic	Utah
Jan. 31		
Feb. 7		
Feb. 14		
Feb. 21		
Feb. 28		
March 7		

2021-22 PAC-12 PRESEASON MEDIA POLL

RK.	TEAM (1ST PLACE VOTES)	POINTS
1.	UCLA (32)	404
2.	Oregon (2)	373
3.	USC	320
T4.	Arizona	245
T4.	Oregon State	245
6.	Colorado	235
7.	Arizona State	224
8.	Washington State	221
9.	Stanford	151
10.	Utah	105
11.	Washington	85
12.	California	44

PAC-12 PRESEASON ALL-CONFERENCE TEAMS

FIRST TEAM

Name	Yr.	Pos.	School
Warith Alatishe	Sr.	F	Oregon State
Marcus Bagley	So.	F	Arizona State
Evan Battey	Sr.	F	Colorado
Tyger Campbell	Jr.	G	UCLA
Jaime Jaquez Jr.	Jr.	G/F	UCLA
Johnny Juzang	Jr.	G	UCLA
Benedict Mathurin	So.	G	Arizona
Isaiah Mobley	Jr.	F	USC
Will Richardson	Sr.	G	Oregon
Noah Williams	Jr.	G	Washington State

SECOND TEAM

Name	Yr.	Pos.	School
Boogie Ellis	Jr.	G	USC
Quincy Guerrier	Jr.	F	Oregon
De'Vion Harmon	Jr.	G	Oregon
Jarod Lucas	Jr.	G	Oregon State
Azuolas Tubelis	So.	F	Arizona

HONORABLE MENTION

Name	Yr.	Pos.	School
Efe Abogidi	So.	F	Washington State
Daejon Davis	Gr.	G	Washington
Jaiden Delaire	Sr.	F	Stanford
Harrison Ingram	Fr.	F	Stanford
Jabari Walker	So.	F	Colorado
Peyton Watson	Fr.	G/F	UCLA



In his first season with the Utes, the tenacious defender helped guide Utah to the 1944 National Championship and a 22-4 overall record. After losing in the more prestigious National Invitational Tournament to Kentucky, the Utes were asked to take the place of Arkansas in the eight-team NCAA Tournament. After taking down Missouri 45-35 and Iowa State 40-31, where Misaka scored five points and nine points, respectively, Utah returned to New York City. The 5-7 guard had won over New Yorkers in the previous week during the NIT with his style of play, and in the NCAA Championship game he scored four points as Utah defeated Dartmouth 42-40 in overtime at Madison Square Garden.

After returning from his service during WWII, Misaka helped lead the Utes to the 1947 NIT title with a 49-45 victory over Adolph Rupp's Kentucky Wildcats. That team wound up 19-5 overall at season's end and finished second in the Skyline Conference with a 10-2 mark.

Following his playing career at Utah, Misaka was drafted by the New York Knicks in 1947. The first player of Japanese descent to play in the NBA, known then as the Basketball Association of America, Misaka took part in three games during the 1947-48 season and scored seven points.

Misaka returned to Utah and used his bachelor's degree from the U to begin a career as an electrical engineer. He and his wife Kate had two children, daughter Nancy Umemura and son Hank Misaka, and grandchildren Kennah Misaka, Erin Misaka, and Joel Umemura.

CENTURY MARK

With its 66-58 victory over Cal earlier this December, Utah is now 92-71 all-time in Pac-12 play and just needs eight more games to reach 100 wins since joining the Conference of Champions in 2011.

CHAMBERS TO JOIN RUNNIN' UTE LEGENDS IN RAFTERS

The Utah Athletics Department announced that the Runnin' Utes program will be honoring the great Tom Chambers with a jersey ceremony on Saturday, Feb. 5.

He becomes the ninth Runnin' Ute to have his jersey hanging in the rafters of the Jon M. Huntsman Center and joins the late Wat Misaka, who will have his jersey honored on Saturday, Jan. 22.

Chambers was a two-time All-Western Athletic Conference center for the Runnin' Utes from 1977-81. He led Utah to two NCAA Tournaments, including the Sweet 16 in 1981 when the Utes also won the WAC title. He was a first-round pick in the 1981 NBA Draft, taken No. 8 overall by the San Diego Clippers. He led the team in scoring his last three years and rebounds his last two seasons. He continues to rank ninth in career scoring at Utah with 1,698 points and 10th with 876 career rebounds. He is also sixth in field goals made (691) and 10th in field goals attempted (1,249).

The 6-foot-9 Chambers averaged a team-best 16.0 points per game as a sophomore as Utah advanced to the first round of the NCAA Tournament and was the WAC runner-up. Chambers was named second team All-WAC and second team All-District as a junior in 1979-80, contributing 17.2 points and 8.7 rebounds per game that season. During his senior year, Chambers earned first team All-WAC and All-District accolades as he led Utah to a share of the WAC title and the NCAA Sweet 16. He paced the team once again with 18.6 points and 8.7 rebounds per game.

Chambers moved to power forward in the NBA and was selected to four All-Star games during his career from 1981 to 1997. He played a total of 16 seasons for the San Diego Clippers (1981-83), Seattle SuperSonics (1983-88), Phoenix Suns (1988-93), Utah Jazz (1993-95), Charlotte Hornets (1997) and Philadelphia 76ers (1997). He scored 20,049 points during his career and averaged 18.1 points and 6.1 rebounds per game. Chambers was the 1987 NBA All-Star Game MVP after scoring 34 points and played in the 1993 NBA Finals with the Suns.

Chambers was born in Ogden, Utah, and was an all-state basketball player at Fairview High School in Boulder, Colo. He currently serves as a studio analyst with Suns TV on Bally Sports Arizona.

BEAVER STATE TROUBLES

Heading into its 11th season a member of the Pac-12, Utah has only swept the Oregon school road swing once in the 2017-18 season. Overall, the Utes have gone 0-2 on this road swing six times while splitting the road swing just once in 2014-15 with a 47-37 win over Oregon State on the first leg of the road swing.

2011-12: 0-2	2015-16: 0-2	2019-20: 0-2
2012-13: 0-2	2016-17: 0-2	2020-21: 0-2
2013-14: DNP	2017-18: 2-0	2021-22: 0-2
2014-15: 1-1	2018-19: DNP	

BY THE NUMBERS

Utah's 28 assists against Manhattan tied for the seventh most in a single-game this season among major conference teams. Meanwhile, the .583 shooting clip (35-60) for Utah against Manhattan is tied for 29th for highest shooting percentage this year among power conference teams.

BALL SECURITY

Per STATS, LLC the 30 total turnovers against #18/18 BYU, #20/18 USC, Cal and TCU for Utah is the lowest total in any four-game span in program history dating back to the 1996-97 season. The six turnovers on the road against then-No. 20/18 USC is the lowest total in a single-game since March 9, 2019, when the Utes turned it over just five times against UCLA. Meanwhile, the last time Utah committed six turnovers or less on the road was against Oregon (3 turnovers) on Dec. 29, 2017 - its lone win in Eugene since joining the Pac-12

Nov. 27 vs. #18/18 BYU – 9 turnovers
Dec. 1 at #20/18 USC – 6 turnovers
Dec. 5 vs. California – 7 turnovers
Dec. 8 vs. TCU – 8 turnovers

INJURY WOES

In 3 weeks, Utah has had 5 players go down with an injury and now have had 4 players return with Bostyn Holt out for the year with an ACL injury.

Nov. 13 - Gabe Madsen ruled out with non-COVID related injury

- Returned to line-up vs. Cal on Dec. 5 (1H, 14:55)

Nov. 21 - Marco Anthony suffers ankle injury in second-half against Tulsa

- Returned to line-up vs. TCU on Dec. 8 (1H, 16:56)

Nov. 23 - Bostyn Holt out the remainder of 2021-22 season with an ACL injury (occurred on Nov. 18 at practice)

Nov. 27 - Dusan Mahoric suffers a knee injury in the opening minutes against #18/18 BYU

- Returned to line-up vs. Washington on Jan. 6 (1H, 10:11)

Dec. 1 - Branden Carlson suffers ankle injury midway through the first half at #20/18 USC

- Returned to line-up vs. Cal on Dec. 5 (Started)

MINUTES RETURNED

Heading into the season, Utah returned just 27.2-percent of its minutes played from last season – which ranks ninth nationally.

Rk	Team	% of Minutes Returned
1.	UT-Martin	0.0%
2.	Portland	1.2%
3.	Creighton	18.0%
4.	Missouri	19.7%
5.	Georgia	21.9%
6.	Duquesne	23.2%
7.	Iowa State	25.1%
8.	Robert Morris	26.3%
9.	Utah	27.2%
10.	Boston College	27.6%
11.	South Alabama	28.6%
12.	TCU	29.2%

STEFANOVIC FRESHMAN OF THE WEEK

Lazar Stefanovic was named the Pac-12 Freshman of the Week on Monday, Dec. 6, after helping the Utes to a split of its early Pac-12 games. The Belgrade, Serbia, native averaged 7.5 points, 4.0 rebounds and 1.5 assists as Utah split its two early Pac-12 games last week. He nearly matched his season high in points this past Sunday against Cal, scoring 11 points on 3-of-6 shooting from deep – all in the second half – with six rebounds and three assists.

This is the first honor for the young guard and first freshman of the week honoree from Salt Lake City since Branden Carlson earned it back on Feb. 10, 2020. It is Utah's third freshman of the week honor since the award was

establish at the start of the 2019-20 season.

FIRST YEAR HEAD COACHES

In the 113 seasons of Utah men's basketball, first-year head coaches have now gone 9-7 all-time after the Runnin' Utes defeated Abilene Christian 70-56 to open the Craig Smith Era. Since the departure of legendary head coach Rick Majerus, the last four head coaches have gone 3-1 in their season-debut with the Utes. Additionally, first-year head coaches at Utah are 10-3 all-time when their season-debuts occurred at home.

Here's how first-year head coaches have fared in their Pac-12 game debut...

Pac-12 Conference Opener: 6-9

Pac-12 Conference Opener (Home): 2-3

Pac-12 Conference Opener (Away): 4-6

CAREER NIGHTS

Junior Branden Carlson and senior Marco Anthony had career-high nights in Utah's blowout against Sacramento State. Carlson recorded a new high in points with 21 on 8-of-10 shooting, including 2-of-2 from deep, while 15 of his 21 points coming in the first half alone.

Anthony recorded a pair of career-highs, pulling down 17 rebounds while dishing out six assists. According to [Basketball-Reference](#), there have only been four other instances where a Ute has recorded 17-plus rebounds in a game since the 2010-11 season as of games through Nov. 13.

Player	Opponent	Date	Rebs
Kyle Kuzma	NW Nazarene	Nov. 12, 2016	19
Jason Washburn	at Arizona State	Jan. 2, 2013	18
Jakob Poeltl	Fresno State	March 17, 2016	18
Delon Wright	St. Katherine	Dec. 28, 2013	17
Marco Anthony	Sac State	Nov. 14, 2021	17

POUNDING THE GLASS

Through three games, the Utes averaged 53.0 rebounds per game after posting 55 boards in their season-opener followed by 58 against Sacramento State and 46 against Bethune-Cookman.

The last time Utah had 50-plus rebounds in back-to-back games occurred in the first two games of the 2019-20 season when it had 52 rebounds at Nevada and then 68 against Mississippi Valley State at home.

According to STATS LLC., this is the first time in program history the Utes have recorded 55-plus rebounds in back-to-back games dating back to the 1996-97 season. The closest Utah has gotten to consecutive games with 55 or more rebounds game during the 2013-14 season when Utah had 55 against Evergreen State (Nov. 8, 2013) before hauling in 71 boards against St. Katherine (Dec. 28, 2013).

Since the 1996-97 season, there have only been three other Pac-12 players listed at 6-5 or below to grab 17 rebounds in

a single-game.

Player	Ht.	Opponent	Date	Rebs
Marco Anthony	6-5	Sac State	Nov. 13, 2021	17
Gary Payton II	6-3	vs. California	March 10, 2016	17
Delon Wright	6-5	St. Katherine	Dec. 28, 2013	17
Jeff Treppagnier	6-4	at Wyoming	March 10, 1999	17

SUNSHINE SLAM TOURNAMENT NOTES

The Sunshine Slam Championship was Utah's fifth title in an MTE since the turn of the century and first MTE championship that was outside the State of Utah. Coincidentally, the last time Utah won an MTE outside of Utah was in 2008 when it captured the Glenn Wilkes Classic in Daytona Beach, Fla., at the Ocean Center nearly to the exact date.

The Utes first defeated Ole Miss 83-72 (Nov. 21) in the opening game before taking down Morgan State 66-37 (Nov. 22) in the title game.

Branden Carlson was named the Tournament MVP after posting a double-double in the title game against Tulsa with 15 points and a career-high 13 rebounds. The 7-0 center averaged 14 points and 8.0 rebounds during the two games at the Ocean Center. Meanwhile, David Jenkins Jr. was named to the all-tournament team after averaging 13 points with a .412 shooting clip – including a .417 clip from beyond the arc.

NEW FACES

Utah has (technically) eight new faces on its roster for the 2021-22 season. Six are DI transfers while Bostyn Holt is a JUCO transfer and Lazar Stefanovic comes to SLC as a true freshman.

Marco Anthony – Virginia / Utah State

- Helped Utah State earn an at-large bid to the NCAA Tournament in 2020-21
- Started in all 28 games while averaging 10.0 points, 4.8 rebounds and 3.1 assists
- Named to Mountain West All Defensive Team
- Member of the 2019 National Championship team at Virginia

Both Gach – Utah / Minnesota

- Started in 16-of-29 games in his lone year at Minnesota, averaging 6.8 points, 3.7 rebounds and 1.9 assists
- Started in 25-of-27 games as a sophomore at Utah, averaging 10.7 points, 3.6 rebounds and 2.9 assists
- Was the third Utah player to record a triple-double with 12 points, 10 rebounds and 10 assists against MVSU on Nov. 8, 2019
- Joined Rylan Jones as the only teammates to record a triple-double in the same game since 1997-98 per STATS, LLC

Bostyn Holt – Coffeyville CC

- Led Coffeyville CC to an NJCAA Division I Championship with an overall record of 27-3 his sophomore year

- Also led Ravens to the KJCCC Championship with an 18-2 record that year
- Started in 17-of-34 games his freshman year, averaging 6.7 points, 3.9 rebounds and 2.2 assists with a .509 shooting clip

David Jenkins Jr. – South Dakota State / UNLV

- Led UNLV in scoring his lone season there, averaging 14.8 points, 2.4 rebounds and 1.6 assists
- Was the 48th player in South Dakota State history to record 1,000 points and finished his career 25th all-time in scoring with 1,194 points
- Named the Summit League Freshman of the Year while at South Dakota State after averaging 16.1 points, 3.2 rebounds and 1.6 assists
- Led Jackrabbits to the Summit League Tournament Championship and NCAA Tournament berth his freshman year

Gabe Madsen – Cincinnati

- Saw limited action as a freshman at Cincinnati before opting out of the 2020-21 season
- Twin brother, Mason, is a sophomore at Cincinnati
- Played high school basketball for his father, Luke, all four years

Dusan Mahorcic – Lewis / Mobley Area CC / Illinois State

- Started in 16-of-22 games his lone season at Illinois State, averaging 9.9 points, 7.2 rebounds and 1.0 assists
- Spent a season at Mobley Area CC where he averaged 9.9 points and 6.0 rebounds with a .591 shooting clip
- Started his collegiate career at Lewis University where he played in 18 games

Lazar Stefanovic – Belgrade, Serbia

- True freshman from Belgrade, Serbia with plenty of FIBA playing experience
- Helped lead the Serbia National Team to a third-place finish at the FIBA U19 World Championships this past summer
- Invited to play in the Basketball Without Borders Camp in Latvia for the 2020-21 season

Rollie Worster – Utah State

- Averaged 9.1 points, 3.8 rebounds and 3.5 assists for Craig Smith his freshman year at Utah State
- Started in 25-of-26 games his freshman year while shooting .406 from the field and .804 from the line
- Helped lead USU to an at-large bid for the 2021 NCAA Tournament

PRO UTES

On opening night of the 2021-22 NBA season, Utah had three active players on NBA rosters in [Kyle Kuzma](#) (Washington Wizards), [Jakob Poeltl](#) (San Antonio Spurs) and [Delon Wright](#) (Atlanta Hawks). All three were drafted in the first round of the NBA Draft in consecutive years between 2015-17 – making Utah the only team to do so in the Pac-12. In addition, there are also a trio of Utes on the sidelines coaching in Alex Jensen (Utah Jazz), Johnnie Bryant (New York Knicks) and JD DuBois (Detroit Pistons).

OPENING TREND

After securing the home and season-opening victory, Utah is now 99-16 overall in its home-openers and 79-13 all-time when those home-openers have also served as the season-opener. In total, Utah is 87-26 all-time in season-openers.

SEASON-OPENING NUMBERS

After the season-opening win on Tip-Off Tuesday, Craig Smith is now 2-1 in his coaching debuts at the Division I level. Since the newest configuration of the Pac-12, here's how first-year head coaches have fared in the debut in the Conference of Champions per the Stat Train.

Season-Opener Record: 11-4

Season-Opener Record (Home): 10-2

Season-Opener Record (Away): 0-2

Season-Opener Record (Neutral): 1-0

STATS TRAIN

According to STATS, LLC, Utah's average of points, assists and rebounds per game (151.0) is 12th-best in the country among Power Conferences (ACC, Big 12, Big East, Big Ten, Pac-12, SEC) and third among the Pac-12. Arizona tops the list with a PAR average of 166.7 while UCLA is seventh with a 155.8 average through games on Nov. 17.

Through the first three games, Utah's +72 rebounding margin is tied for third most amongst schools in Power Conferences dating back to the 1996-97 season.

Rk. Season Team Reb Margin (Utah-Opp)

1.	2020-21	Illinois	109 (162-53)
2.	2005-06	LSU	93 (165-72)
3.	2021-22	Utah	72 (159-87)
	2018-19	North Carolina	72 (145-73)
	2004-05	Pittsburgh	72 (145-72)

Top-5 Highest Rebounding Margin in First 3 Games of Season by Pac-12 Team (1996-97)

Rk. Season Team Rebounds (Utah - Opp)

1.	2021-22	Utah	72 (159-87)
2.	2013-14	Utah	65 (153-88)
3.	2016-17	Utah	64 (166-102)
4.	2019-20	Utah	61 (160-99)
	2018-19	Arizona State	61 (164-103)

Top-5 Rebounding Totals in First 3 Games of Season (2021-22)

Rk. Team Total

1.	Utah	159
2.	College of Charleston	156
3.	Western Illinois	152
4.	Illinois	151
5.	Southern Utah	149

I'M GOING (BACK) HOME

Heading into the 2021-22 season, there are 11 players transferring back to a school that they had previously left. For a full list dating back the last 20 years, click [here](#).

Name	Original School	Year(s)	2nd/3rd School	Year(s)	Returned
Jaylen Fornes	UNC Wilmington	2016-19	Nicholls State	2019-21	2021-22
Dimencio Vaughn	Rider	2016-20	Ole Miss	2020-21	2021-22
Brendan Barry	Dartmouth	2016-20	Temple	2020-21	2021-22
Pedro Castro	UT Arlington	2017-19	Blinn JC/Houston Baptist	2019-20 / 2020-21	2021-22
Kevin Marfo	Quinnipiac	2017-20	Texas A&M	2020-21	2021-22
Elijah Olaniyi	Stony Brook	2017-20	Miami	2020-21	2021-22
Tyler Harris	Memphis	2018-20	Iowa State	2020-21	2021-22
Both Gach	Utah	2018-20	Minnesota	2020-21	2021-22
Randy Miller Jr.	NCCU	2018-20	Indiana State	2020-21	2021-22
Caleb Grill	Iowa State	2019-20	UNLV	2020-21	2021-22
Andrej Jakimovski	Washington State	2020-21	LMU	Summer 2021	2021-22

WINNINGEST ACTIVE HEAD COACHES

Heading into the 2021-22 season, Craig Smith is 23rd on the winningest active head coaches by percentage according to the NCAA record book. Coaches must have a minimum of five years as a Division I head coach and includes record at four-year U.S. colleges only.

RK.	NAME	CURRENT SCHOOL	YEARS	WON	LOST	PCT.
1	Mark Few	Gonzaga	22	630	125	.834
2	Bill Self	Kansas	28	729	223	.766
3	Mike Krzyzewski	Duke	46	1,170	361	.764
4	John Calipari	Kentucky	29	742	231	.763
5	Chris Jans	New Mexico State	5	116	37	.758
6	Eric Musselman	Arkansas	6	155	53	.745
7	Tony Bennett	Virginia	15	364	136	.728
8	Bruce Pearl	Auburn	26	600	237	.717
9	Tom Izzo	Michigan State	26	643	254	.717
10	Chris Beard	Texas	9	208	85	.710
11	Rick Pitino	Iona	33	659	274	.706
12	Jim Boeheim	Syracuse	45	982	409	.706
13	Randy Bennett	Saint Mary's	20	454	192	.703
14	Bob Huggins	West Virginia	39	900	382	.702
15	Steve Forbes	Wake Forrest	6	136	59	.697
16	Ray Harper	Jacksonville State	22	437	191	.696
17	Nathan Davis	Bucknell	12	249	111	.692
18	Jay Wright	Villanova	27	612	274	.691
19	Jamie Dixon	TCU	18	424	194	.686
20	Chris Mack	Louisville	12	272	125	.685
21	Nate Oats	Alabama	6	138	65	.680
22	Mick Cronin	UCLA	18	406	193	.678
23	Craig Smith	Utah	10	225	108	.676
24	Grant McCasland	North Texas	7	155	75	.674
25	Will Wade	LSU	8	174	85	.672

2022 PAC-12 MEN'S BASKETBALL TOURNAMENT BRACKET

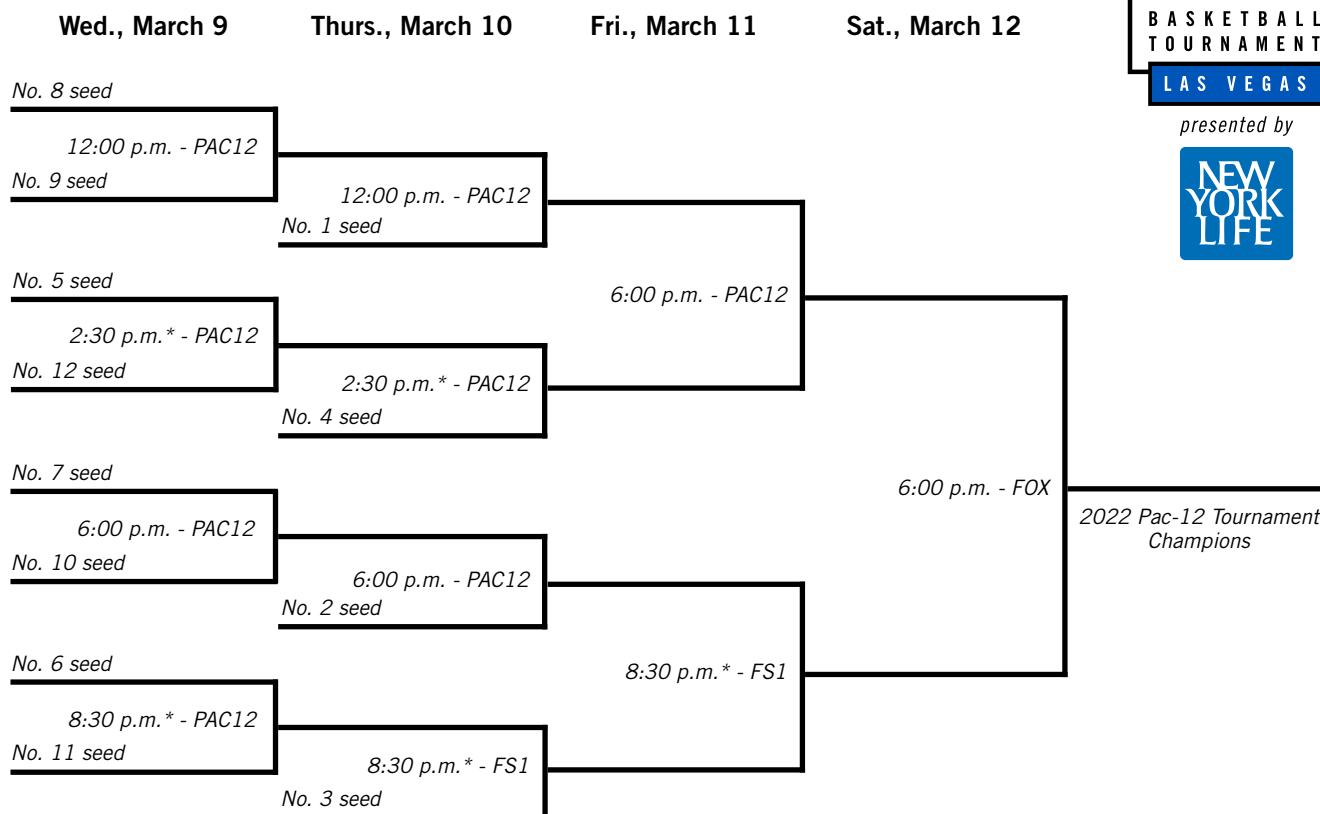
March 9-12, 2022 – T-Mobile Arena – Las Vegas



BASKETBALL
TOURNAMENT

LAS VEGAS

presented by



2022 Pac-12 Men's Basketball Tournament Schedule T-Mobile Arena (Capacity: 18,000) – Las Vegas

Wed., March 9

Game 1: No. 8 seed vs. No. 9 seed, 12:00 p.m. PT
Game 2: No. 5 seed vs. No. 12 seed, 2:30 p.m. PT*
Game 3: No. 7 seed vs. No. 10 seed, 6:00 p.m. PT
Game 4: No. 6 seed vs. No. 11 seed, 8:30 p.m. PT*

Network Talent

PAC12
PAC12
PAC12
PAC12

Thurs., March 10

Game 5: No. 1 seed vs. Game 1 winner, 12:00 p.m. PT
Game 6: No. 4 seed vs. Game 2 winner, 2:30 p.m. PT*
Game 7: No. 2 seed vs. Game 3 winner, 6:00 p.m. PT
Game 8: No. 3 seed vs. Game 4 winner, 8:30 p.m. PT*

PAC12
PAC12
PAC12
FS1

Fri., March 11

Game 9: Semifinal 1, 6:00 p.m. PT
Game 10: Semifinal 2, 8:30 p.m. PT*

PAC12
FS1

Sat., March 12

Game 11: Championship, 6:00 p.m. PT

FOX

Game times are local to site; * - approximate tip time

UTES IN THE NBA

Thru games on 1/23/2022

#33 - KYLE KUZMA

6-9 | 221 | Washington Wizards | Utah 2014-17



2021-22	FG%	3P%	FT%	PPG	RPG	APG	BPG
	45.2	32.8	68.4	15.6	8.8	2.9	0.8
CAREER	FG%	3P%	FT%	PPG	RPG	APG	BPG
	44.8	33.7	72.0	15.3	6.1	2.0	0.5



#25 - JAKOB POELTL

7-1 | 245 | San Antonio Spurs | Utah 2014-16



2021-22	FG%	3P%	FT%	PPG	RPG	APG	BPG
	59.8	0.0	43.8	12.8	9.1	2.7	1.6
CAREER	FG%	3P%	FT%	PPG	RPG	APG	BPG
	62.5	50.0	51.2	6.8	5.8	1.3	1.2



#0 - DELON WRIGHT

6-5 | 185 | Atlanta Hawks | Utah 2013-15



2021-22	FG%	3P%	FT%	PPG	RPG	APG	BPG
	45.1	43.1	80.6	4.4	2.8	2.6	0.2
CAREER	FG%	3P%	FT%	PPG	RPG	APG	BPG
	45.3	35.6	79.3	7.4	3.2	3.1	0.4



RUNNIN' UTES DRAFT HISTORY

YEAR	PLAYER	ROUND / OVERALL	TEAM	DEBUT
1947	Wat Misaka	/ 43rd^	New York Knicks	11/13/47
1948	Arnie Ferrin	/ 59th^	Minneapolis Lakers	11/28/48
1949	Vern Gardner	1st / 5th	Philadelphia Warriors	11/2/1949
1951	Glen Duggins	6th / 50th	Baltimore Bullets	
1952	Glen Smith	/ 87th	Philadelphia Warriors	
1956	Gary Bergen	2nd / 38th	New York Knicks	10/27/56
1956	Art Bunte	2nd / 39th	New York Knicks	
1958	Milt Kane	8th / 59th	New York Knicks	
1962	Billy McGill	1st / 1st	Chicago Zephros	10/24/62
1964	Doug Moon	13th / 94th	Baltimore Bullets	
1966	Jerry Chompers	1st / 7th	Los Angeles Lakers	10/18/66
1966	George Fisher	6th / 51st	New York Knicks	
1968	Jeff Ockel	3rd / 24th	Seattle Supersonics	
1968	Merv Johnson	9th / 120th	Phoenix Suns	10/30/68*
1968	Walt Simon	12th / 149th	Seattle Supersonics	
1971	Mike Newlin	2nd / 24th	Houston Rockets	10/14/71
1971	Ken Gardner	5th / 82nd	Phoenix Suns	10/25/1975*
1972	Mark Soderberg	12th / 172nd	Phoenix Suns	
1974	Mike Sojourner	1st / 10th	Atlanta Hawks	10/22/74
1974	Tyrone Medley	5th / 79th	Atlanta Hawks	
1975	Luther Burden	2nd / 26th	New York Knicks	10/21/76
1976	Doug Terry	8th / 124th	Atlanta Hawks	
1977	Jack Jones	4th / 86th	Philadelphia 76ers	
1978	Buster Matheney	2nd / 28th	Houston Rockets	
1978	Jeff Judkins	2nd / 30th	Boston Celtics	10/13/78
1979	Greg Deane	4th / 67th	Utah Jazz	10/12/79
1979	Coby Leavitt	9th / 180th	Philadelphia 76ers	
1980	Coby Leavitt	6th / 134th	Phoenix Suns	
1981	Danny Vranes	1st / 5th	Seattle Supersonics	10/31/81
1981	Tom Chambers	1st / 8th	San Diego Clippers	10/31/81
1981	Karl Bankowski	6th / 116th	Dallas Mavericks	
1983	Pace Mannion	2nd / 43rd	Golden State Warriors	10/28/83
1983	Peter Williams	7th / 145th	Golden State Warriors	
1984	Chris Winans	8th / 177th	New Jersey Nets	
1993	Josh Grant	2nd / 43rd	Denver Nuggets	11/5/93
1993	Byron Wilson	2nd / 54th	Phoenix Suns	
1997	Keith Van Horn	1st / 2nd	Philadelphia 76ers	12/5/97
1998	Michael Doleac	1st / 12th	Orlando Magic	2/5/99
1999	Andrew Miller	1st / 8th	Cleveland Cavaliers	11/2/99
2000	Hanno Mottola	2nd / 40th	Atlanta Hawks	10/31/00
2005	Andrew Bogut	1st / 1st	Milwaukee Bucks	11/1/05
2015	Delon Wright	1st / 20th	Toronto Raptors	11/1/15
2016	Jakob Poeltl	1st / 9th	Toronto Raptors	10/26/16
2017	Kyle Kuzma	1st / 27th	Brooklyn Nets	10/19/17

*Denotes ABA Debut Date | ^Denotes BAA Draft

RUNNIN' UTES DRAFT HISTORY BY TEAM

Atlanta Hawks	4	Houston Rockets	2
Boston Celtics	1	Indiana Pacers	--
Brooklyn Nets	1	Los Angeles Clippers	--
Charlotte Hornets	--	Los Angeles Lakers	1
Chicago Bulls	--	Memphis Grizzlies	--
Cleveland Cavaliers	1	Miami Heat	--
Dallas Mavericks	1	Milwaukee Bucks	1
Denver Nuggets	1	Minnesota Timberwolves	--
Detroit Pistons	--	New Orleans Pelicans	--
Golden State Warriors	2	New York Knicks	6

FORMER NBA TEAMS

Oklaoma City Thunder	--	Baltimore Bullets	2
Orlando Magic	1	Chicago Zephros	1
Philadelphia 76ers	3	Minneapolis Lakers	1
Phoenix Suns	5	New Jersey Nets	1
Portland Trailblazers	--	Philadelphia Warriors	2
Sacramento Kings	--	San Diego Clippers	1
San Antonio Spurs	--	Seattle Supersonics	3
Toronto Raptors	2		
Utah Jazz	1		
Washington Wizards	--		



2021-22 UTAH BASKETBALL



RECORD BREAKDOWN

	REC.	STREAK
Overall	8-12	L8
Home.....	6-5	L4
Away.....	0-6	L6
Neutral.....	2-1	L1
Conference	1-9	L8
Home.....	1-4	L4
Away.....	0-5	L5
Non-Conference	7-3	W1
Home.....	5-1	W2
Away.....	0-1	L1
Neutral.....	2-1	L1
November	5-1	L1
Home.....	3-1	L1
Neutral.....	2-0	W2
December	2-4	L1
Home.....	2-0	W2
Away.....	0-3	L3
Neutral.....	0-1	L1
January	0-6	L6
Home.....	0-3	L3
Away.....	0-3	L3
February	0-0	--
Home.....	0-0	--
Away.....	0-0	--
March	0-0	--
Home.....	0-0	--
Away.....	0-0	--
Neutral.....	0-0	--
Overtime games	0-0	--
vs. Top-25 teams	0-2	L2
Playing on Live Stream	2-1	L1
Playing on TV	6-11	L8

PLAYER BREAKDOWNS

SCORED 10+ POINTS	2021-22	CAREER
David Jenkins Jr.	9	50
Both Gach.	10	40
Branden Carlson	9	33
Riley Battin	1	27
Marco Anthony	7	21
Rollie Worster	5	15
Dusan Mahoric	3	13
Lazar Stefanovic	6	6
Lahat Thioune	3	3
Jaxon Brenchley	0	3
Gabe Madsen	2	2
Eli Ballstaedt	0	1

SCORED 20+ POINTS	2021-22	CAREER
David Jenkins Jr.	3	30
Both Gach.	1	6
Branden Carlson	1	1
Gabe Madsen	1	1

SCORED 30+ POINTS	2021-22	CAREER
David Jenkins Jr.	1	8

HAD 10+ REBOUNDS	2021-22	CAREER
Branden Carlson	2	6
Dusan Mahoric	0	4
Riley Battin	1	3
Marco Anthony	2	3
Both Gach.	0	1
Lahat Thioune	1	1

HAD 5+ ASSISTS	2021-22	CAREER
Rollie Worster	5	12
Marco Anthony	2	6
Both Gach.	2	6
Riley Battin	2	5
David Jenkins Jr.	0	4

HAD 10+ ASSISTS	2021-22	CAREER
Both Gach.	0	1

DOUBLE DOUBLES	2021-22	CAREER
Branden Carlson	2	5
Marco Anthony	1	2
Riley Battin	0	1

TRIPLE DOUBLES	2021-22	CAREER
Both Gach.	1	1

TEAM POINTS LEADER	2021-22	CAREER
David Jenkins Jr.	6	30
Branden Carlson	7	13
Both Gach.	5	7
Riley Battin	1	5
Marco Anthony	1	4
Gabe Madsen	2	2
Lazar Stefanovic	2	2
Dusan Mahoric	0	2
Rollie Worster	0	2
Lahat Thioune	1	1

TEAM REBOUNDING LEADER	2021-22	CAREER
Branden Carlson	6	17
Dusan Mahoric	3	15
Marco Anthony	8	12
Riley Battin	2	12
Lahat Thioune	4	5
Both Gach.	1	4
Rollie Worster	1	4
Lazar Stefanovic	1	1
Jaxon Brenchley	0	1

UTAH WHEN...

	REC.	STREAK
Leading at the half.....	5-6	L5
Trailing at the half.....	3-6	L4
Tied at the half.....	0-0	--
When Utah wins the tip.....	2-10	L10
When Utah loses the tip.....	6-2	L2
When Utah scores first.....	2-6	L3
When opponent scores first.....	6-6	L5
Games decided by 1-4 points.....	0-1	L1
Games decided by 5-9 points.....	3-3	L2
Games decided by 10-14 points.....	2-5	L5
Games decided by 15-19 points.....	0-2	L2
Games decided by 20-29 points.....	0-1	L1
Games decided by 30+ points.....	3-0	W3
Opponent scores 90+ points.....	0-1	L1
Opponent scores 80-89 points.....	0-3	L3
Opponent scores 70-79 points.....	0-6	L6
Opponent scores 60-69 points.....	2-2	L2
Opponent scores 50-59 points.....	6-0	W6
Opponent scores 40-49 points.....	0-0	--
Opponent scores under 40 points.....	0-0	--
Utah has more rebounds.....	5-4	L4
Opponent has more rebounds.....	2-8	L4
Rebound totals are tied.....	1-0	W1
Utah has more assists.....	7-4	L4
Opponent has more assists.....	0-7	L7
Assist totals are tied.....	1-1	L1
Utah has more steals.....	1-1	L1
Opponent has more steals.....	5-10	L7
Steal totals are tied.....	2-1	W1
Utah has more blocks.....	3-3	L3
Opponent has more blocks.....	3-8	L6
Block totals are tied.....	2-1	L1
Utah has more fouls.....	1-7	L6
Opponent has more fouls.....	7-4	L2
Foul totals are tied.....	0-1	L1
Utah has more Turnovers.....	5-9	L7
Opponent has more Turnovers.....	3-2	L1
Turnovers total is tied.....	0-1	L1
Utah has a better FG%.....	7-1	L1
Opponent has a better FG%.....	1-11	L9
Field Goal % is tied.....	0-0	--
Utah shoots > 40% in FGs.....	5-6	L5
Utah shoots < 40% in FGs.....	3-6	L4
Utah shoots 40% in FGs.....	0-0	--
Opponent shoots > 40% in FGs.....	2-11	L9
Opponent shoots < 40% in FGs.....	5-1	L1
Opponent shoots 40% in FGs.....	1-0	W1
Utah wears black.....	1-4	L4
Utah wears red.....	1-4	L3
Utah wears white.....	6-4	L4
Utah wears grey.....	0-0	--
Utah wears throwbacks.....	0-0	--
Playing on Sundays.....	2-0	W2
Playing on Mondays.....	1-1	L1
Playing on Tuesdays.....	2-0	W2
Playing on Wednesdays.....	0-2	L2
Playing on Thursdays.....	0-3	L3
Playing on Fridays.....	0-0	--
Playing on Saturdays.....	3-6	L5
Playing Day Games.....	0-0	--
Playing Afternoon Games (12-3:59pm).....	2-2	L2
Playing Night Games (4pm or later).....	6-10	L7

THE LAST TIME UTAH...

Won at home.....	12/21/21, Fresno State (55-50)
Lost at home.....	1/22/22, #16/15 USC (79-67)
Won away.....	2/11/21, at California (76-75)
Lost away.....	1/17/22, at Arizona State (64-62)
Won neutral.....	11/21/21, vs. Tulsa (72-58) ²
Lost neutral.....	12/8/21, vs. TCU (76-62)
Won in OT.....	2/6/20, #RV/RV Stanford
Lost in OT.....	3/11/20, vs. #24 USC (91-85, OT) ¹
Won vs. a Top-25 team (H).....	2/27/21, #19/18 USC (71-61)
Won vs. a Top-25 team (A).....	3/21/18, at #25/23 Saint Mary's (67-58 OT) ²
Won vs. a Top-25 team (N).....	12/18/19, vs. #6/6 Kentucky (69-66) ³
Lost vs. a Top-25 team (H).....	1/22/22, #16/15 USC (79-67)
Lost vs. a Top-25 team (A).....	1/15/22, at #6/6 Arizona (82-64)
Lost vs. a Top-25 team (N).....	3/11/20, vs. #24 USC (91-85, OT) ¹

9 players with 10+ points.....	11/8/19, MVSU
6 players with 10+ points.....	3/10/21, vs. Washington ¹
5 players with 10+ points.....	1/6/22, Washington
4 players with 10+ points.....	12/11/21, Manhattan
3 players with 10+ points.....	1/17/22, at Arizona State
Player with 20+ points.....	1/22/22, #16/15 USC
.....	Gabe Madsen (20)
Player with 30+ points.....	3/11/20, vs. Oregon State ¹
.....	Alfonso Plummer (35)
2 players with 20+ points.....	12/1/21, at #20/18 USC
.....	Both Gach (28) and David Jenkins Jr. (21)

Won by 20-29 points.....	12/17/18, Florida A&M (93-64)
Won by 30-39 points.....	12/11/21, Manhattan (96-62)
Won by 40-49 points.....	11/13/17, Mississippi Valley State (91-51)
Won by 50+ points.....	11/8/19, MVSU (143-49)
Lost by 20-29 points.....	12/1/21, at #20/18 USC (93-73)
Lost by 30-39 points.....	1/12/20, at #25/RV Colorado (91-52)
Lost by 40-49 points.....	3/3/12, at Oregon (94-48)

Scored 90-99 points.....	12/11/21, Manhattan (96)
Scored 100+ points.....	12/4/19, BYU (102)

Made 30+ field goals.....	3/10/21, vs. Washington (32) ¹
Made 35+ field goals.....	12/11/21, Manhattan (35)
Made 40+ field goals.....	12/28/15, College of Idaho (42)
Made 50+ field goals.....	11/8/19, MVSU (57)
Shot 55%+ in FGs.....	12/11/21, Manhattan (.583)
Shot 60%+ in FGs.....	3/10/21, Washington (.604) ¹

Made 10+ 3-pointers.....	1/20/22, #9/9 UCLA (11)
Made 15+ 3-pointers.....	11/8/19, MVSU (17)
Made 20+ free throws.....	1/8/22, Washington State (20)
Made 25+ free throws.....	11/13/21, Sacramento State (26)
Had 50+ rebounds.....	11/13/21, Sacramento State (58)
Had 60+ rebounds.....	11/8/19, MVSU (68)
Had 15+ assists.....	1/22/22, #16/15 USC (16)
Had 20+ assists.....	11/15/21, Bethune-Cookman (20)
Had 25+ assists.....	12/11/21, Manhattan (28)
Had 40+ assists.....	11/8/19, MVSU (41)
Had 10+ steals.....	12/18/20, Idaho (13)
Had less than 10 TOs.....	12/21/21, Fresno State (9)
Had 20+ TOs.....	1/15/22, at #6/6 Arizona (20)
Forced 20+ TOs.....	12/18/20, Idaho (22)
Had 10+ blocked shots.....	3/17/16, vs. Fresno State (11) ²

THE LAST TIME A UTE...

Scored 30-34 points.....	33, Sedrick Barefield at Washington State (2/23/19)
Scored 35-39 points.....	35, Alfonso Plummer vs. Oregon State (3/11/20) ¹
Had 15+ Rebounds.....	17, Marco Anthony vs. Sacramento State (11/13/21)
Had 20+ rebounds.....	20, Andrew Bogut vs. New Mexico (1/22/05)
Had 10+ assists.....	Timmy Allen (10) at Washington (1/24/21)
Had 5+ steals.....	5, Rylan Jones vs. Idaho State (12/8/20)
Had 5+ blocks.....	8, Branden Carlson at Stanford (2/26/20)
Made 10+ FGs.....	10, Both Gach at #20/18 USC (12/1/21)
Made 10+ FTs.....	10, Timmy Allen vs. Stanford (1/14/21)
Made 15+ FTs.....	17, Andrew Bogut vs. Colorado State (2/12/05)
Made 5+ 3FGs.....	5, Gabe Madsen vs. #16/15 USC (1/22/22)
Made 10+ 3FGs.....	11, Alfonso Plummer vs. Oregon State (3/11/20) ¹
Had a double-double.....	Washington (1/6/22)
.....	Braden Carlson (15 points, 10 rebounds)
.....	Riley Battin (11 points, 10 rebounds)
Had a triple-double.....	vs. Fresno State (1/25/99)
.....	Alex Jensen (16 points, 11 rebounds, 10 assists)
Had 2 triple-doubles.....	vs. Mississippi Valley State (11/8/19)
.....	Both Gach (12 points, 10 rebounds, 10 assists)
.....	Rylan Jones (10 points, 10 rebounds, 11 assists)

LEGEND

- 1-Pac-12 Tournament Game (Las Vegas, Nev.)
- 2-NIT Game
- 3-Neon Hoops Showcase (Las Vegas, Nev.)
- 4-Basketball Hall of Fame Classic (Los Angeles, Calif.)
- 5-Sunshine Slam (Daytona Beach, Fla.)



THE SMITH FILE

EDUCATION

University of North Dakota, 1996
Bachelor's in Secondary Education
Northern State University, 1998
Master's in Teaching and Learning

PERSONAL

Birth Date: December 14
Hometown: Stephen, Minn.
Wife: Darcy
Children: Sons Landon, Brady, Carson and daughter Lauren

COACHING EXPERIENCE

Years	Team	Position
1996-97	Mayville State	Asst. Coach
1997-98	Northern State	Graduate Asst.
1998-01	Minot State	Asst. Coach
2001-04	North Dakota State	Asst. Coach
2004-07	Mayville State	Head Coach
2007-08	Colorado State	Director of Ops.
2008-12	Colorado State	Asst. Coach
2012-14	Nebraska	Asst. Coach
2014-18	South Dakota	Head Coach
2018-21	Utah State	Head Coach
2021-present	Utah	Head Coach

NCAA TOURNAMENT

Year	Rd.	Opponent (Seed)	Result
2019	64	Washington (9)	L, 78-61
2021	64	Texas Tech (6)	L, 65-53
Record			0-2*

NIT TOURNAMENT

Year	Rd.	Opponent	Result
2017	1st	Iowa	L, 87-75
Record			0-1

CBI TOURNAMENT

Year	Rd.	Opponent	Result
2018	1st	North Texas	L, 90-77
Record			0-1

*Utah State earned the Mountain West Conference AQ, but the 2020 NCAA Tournament was cancelled due to COVID-19 pandemic



CRAIG SMITH

HEAD COACH | NORTH DAKOTA '96
FIRST SEASON AT UTAH

CAREER RECORD: 233-120 | DI CAREER RECORD: 161-91 | UTAH RECORD: 8-12
TWO NCAA APPEARANCES | ONE NIT APPEARANCE | ONE CBI APPEARANCE

» Craig Smith was named Utah's 16th head coach on March 27, 2021.

» Has guided his teams (DI) to four postseason appearances (2 NCAA, 1 NIT, 1 CBI). Utah State earned the automatic bid to the NCAA Tournament in 2019-20 before the NCAA Tournament was cancelled due to the COVID-19 Pandemic.

» In 25 years of collegiate coaching experience, including 10 as a head coach, Smith has been to postseason play 13 times, while winning four regular-season and four postseason conference championships.

» He has earned four conference coach of the year awards (2006, 2007, 2017, 2019) in three different conferences and was named NAIA II National Coach of the Year Award in 2007, the National Association of Basketball Coaches (NABC) District 12 Coach of the Year Award in 2017, and NABC District 17 Coach of the Year and USBWA District VIII Coach of the Year in 2019.

» Has won 20 or more games in five-straight season as a Division I head coach, which included a 28-7 overall record in his first season at Utah State in 2018-19.

» Coached a pair of NBA Draft selections during his time at Utah State
- Sam Merrill (2020; 60th pick overall, New Orleans Pelicans)
- Neemias Queta (2021; 39th pick overall, Sacramento Kings)

» Went 74-24 (.755) in three seasons at Utah State (2018-21), guiding the Aggies to two Mountain West Conference Tournament Championships, a regular-season championship and two NCAA Tournament berths.

» Got his first opportunity as a head coach with Mayville State (2004-07), where he guided the Comets to a 72-29 (.713) record and advanced to the NAIA National Championship game in 2007.

» Was recently honored by the University of North Dakota with the Tom Clifford Award, which recognizes UND alumni who serve as athletic coaches on the high school or college level and have been notably successful in their sport the preceding year on Oct. 1, 2021.

COACHING CHRONOLOGY

YEAR	TEAM	POSITION	RECORD	PCT.	CONF.	PCT.	POSTSEASON	ROUND
1996-97	MAYVILLE STATE	ASSISTANT COACH						
1997-98	NORTHERN STATE	GRADUATE ASSISTANT						
1998-01	MINOT STATE	ASSISTANT COACH						
2001-04	NORTH DAKOTA STATE	ASSISTANT COACH						
2004-05	MAYVILLE STATE	HEAD COACH	17-14				NAIA	
2005-06	MAYVILLE STATE	HEAD COACH	28-6				NAIA	
2006-07	MAYVILLE STATE	HEAD COACH	27-6				NAIA	RUNNER-UP
2007-08	COLORADO STATE	DIRECTOR OF OPS						
2008-12	COLORADO STATE	ASSISTANT COACH						
2012-14	NEBRASKA	ASSISTANT COACH						
2014-15	SOUTH DAKOTA	HEAD COACH	17-16	.515	10-8	.556	--	
2015-16	SOUTH DAKOTA	HEAD COACH	14-18	.438	5-11	.313	--	
2016-17	SOUTH DAKOTA	HEAD COACH	22-12	.647	12-4	.750	NIT	FIRST ROUND
2017-18	SOUTH DAKOTA	HEAD COACH	26-9	.743	11-3	.786	CBI	FIRST ROUND
2018-19	UTAH STATE	HEAD COACH	28-7	.800	15-3	.938	NCAA	FIRST ROUND
2019-20	UTAH STATE	HEAD COACH	26-8	.765	12-6	.667	--*	--
2020-21	UTAH STATE	HEAD COACH	20-9	.690	15-4	.789	NCAA	FIRST ROUND
2021-22	UTAH	HEAD COACH	8-12	.400	1-9	.100		
TOTALS (DIVISION I ONLY)			161-91	.639	81-48	.628		

*Utah State earned the MWC automatic bid before NCAA Tournament was cancelled due to covid-19 pandemic

ROSTER INFORMATION

ROSTER BREAKDOWN

BY CLASS

SENIORS (5)

Marco Anthony
Riley Battin
Both Gach
David Jenkins Jr.
Dušan Mahorčić

JUNIORS (5)

Eli Ballstaedt
Jaxon Brenchley
Brandon Carlson
Bostyn Holt
Lahat Thioune

SOPHOMORES (3)

Jack Jamele
Gabe Madsen
Rollie Worster

FRESHMAN (2)

Harrison Creer (RS)
Lazar Stefanović

BY STATE/COUNTRY

California (2)

Riley Battin
Jack Jamele

MINNESOTA (2)

Both Gach
Gabe Madsen

MONTANA (1)

Rollie Worster

OREGON (1)

Bostyn Holt

SENEGAL (1)

Lahat Thioune

SERBIA (2)

Dušan Mahorčić
Lazar Stefanović

TEXAS (1)

Marco Anthony

UTAH (4)

Eli Ballstaedt
Jaxon Brenchley
Brandon Carlson
Harrison Creer

WASHINGTON (1)

David Jenkins Jr.

NUMERICAL ROSTER

NO.	NAME	HT.	WT.	POS.	YR.	HOMETOWN / HIGH SCHOOL / LAST SCHOOLS
0	Lahat Thioune	6-10	228	C	Jr.	Dakar, Senegal / Florida Prep
1	David Jenkins Jr.	6-1	204	G	Sr.	Tacoma, Wash. / Wilson Senior HS / South Dakota State / UNLV
2	Both Gach	6-6	189	G	Sr.	Austin, Minn. / Arizona Compass Prep / Utah / Minnesota
3	Bostyn Holt	6-6	199	F	Jr.	Portland, Ore. / Roosevelt HS / Elie Prep / Coffeyville CC
5	Jaxon Brenchley	6-5	195	G	Jr.	Providence, Utah / Ridgeline HS
10	Marco Anthony	6-5	223	G	Sr.	San Antonio, Texas / Holmes HS / Virginia / Utah State
11	Riley Battin	6-9	230	F	Sr.	Westlake Village, Calif. / Oak Park HS
13	Eli Ballstaedt	6-5	197	G	Jr.	Midway, Utah / Wasatch HS
20	Lazar Stefanović	6-7	186	G	Fr.	Belgrade, Serbia / Sportska Gimnazija
21	Dušan Mahorčić	6-10	226	F	Sr.	Belgrade, Serbia / Notre Dame College Prep / Lewis / Mobley Area CC / Illinois State
25	Rollie Worster	6-4	201	G	So.	Missoula, Mont. / Hellgate HS / Utah State
31	Jack Jamele	6-6	174	G	So.	Palos Verdes, Calif. / Middlebrooks Academy
34	Harrison Creer	6-4	234	G	RFr.	Holladay, Utah / Olympus HS
35	Brandon Carlson	7-0	216	C	Jr.	South Jordan, Utah / Bingham HS
55	Gabe Madsen	6-6	186	F	So.	Rochester, Minn. / Mayo Senior HS / Cincinnati

ALPHABETICAL ROSTER

NO.	NAME	HT.	WT.	POS.	YR.	HOMETOWN / HIGH SCHOOL / LAST SCHOOLS
10	Marco Anthony	6-5	223	G	Sr.	San Antonio, Texas / Holmes HS / Virginia / Utah State
13	Eli Ballstaedt	6-5	197	G	Jr.	Midway, Utah / Wasatch HS
11	Riley Battin	6-9	230	F	Sr.	Westlake Village, Calif. / Oak Park HS
5	Jaxon Brenchley	6-5	195	G	Jr.	Providence, Utah / Ridgeline HS
35	Brandon Carlson	7-0	216	C	Jr.	South Jordan, Utah / Bingham HS
34	Harrison Creer	6-4	234	G	RFr.	Holladay, Utah / Olympus HS
2	Both Gach	6-6	189	G	Sr.	Austin, Minn. / Arizona Compass Prep / Utah / Minnesota
3	Bostyn Holt	6-6	199	F	Jr.	Portland, Ore. / Roosevelt HS / Elie Prep / Coffeyville CC
31	Jack Jamele	6-6	174	G	So.	Palos Verdes, Calif. / Middlebrooks Academy
1	David Jenkins Jr.	6-1	204	G	Sr.	Tacoma, Wash. / Wilson Senior HS / South Dakota State / UNLV
55	Gabe Madsen	6-6	186	F	So.	Rochester, Minn. / Mayo Senior HS / Cincinnati
21	Dušan Mahorčić	6-10	226	F	Sr.	Belgrade, Serbia / Notre Dame College Prep / Lewis / Mobley Area CC / Illinois State
20	Lazar Stefanović	6-7	186	G	Fr.	Belgrade, Serbia / Sportska Gimnazija
0	Lahat Thioune	6-10	228	C	Jr.	Dakar, Senegal / Florida Prep
25	Rollie Worster	6-4	201	G	So.	Missoula, Mont. / Hellgate HS / Utah State

COACHING STAFF

Name	Position	Experience	Alma Mater
Craig Smith	Head Coach	1st Season	North Dakota (1996)
DeMarlo Slocum	Assistant Coach	1st / 9th Season	Dixie State College (2001)
Eric Peterson	Assistant Coach	1st Season	UW-LaCrosse (2006)
Tim Morris	Assistant Coach	1st Season	Stanford (2008)
Curran Walsh	Director of Operations	1st Season	Lindenwood University-Bellefonte (2016)
Brandon Ubel	Director of Scouting	1st Season	Nebraska (2013)
Tramel Barnes	Director of Player Personnel	1st Season	Southwest Minnesota State (2013)
Justin "JJ" Johnson	Special Assistant to the Head Coach	1st Season	North Dakota State (2003)

PRONUNCIATION GUIDE

Jaxon Brenchley	brench-lee	Lazar Stefanović	lah-zer STEF-on-no-VITCH
Eli Ballstaedt	EE-lie BALL-stat	Lahat Thioune	luh-HOT CHOON
Both Gach	booth gotch	Rollie Worster	raw-lee wooster
Jack Jamele	jah-melly	Brandon Ubel	you-bell
Dušan Mahorčić	duh-shawn mah-HORE-chitch	Tramel Barnes	truh-mell

2021-22 PRESEASON QUICK FACTS

GENERAL

Location	Salt Lake City, Utah
Metro Population	1,257,936
Elevation	4,657 feet above sea level
President	Dr. Taylor Randall
Athletics Director	Mark Harlan
Faculty Athletic Representative	Karen Paisley
Founded	1850
Enrollment	34,424
Conference	Pac-12
Nickname	Utes/Runnin' Utes (MBB only)
Colors	Red and White (PMS 185)
Mascot	"Swoop" (Red-Tailed Hawk)

DEPARTMENT PHONE NUMBERS

Athletics Department	801.581.8171
Athletic Communications Main Line	801.581.3510
MBB Communications Line	801.587.7298
SID Fax	801.581.4358
Press Row Phone	801.581.6657
Ticket Office Phone	801.581.UTIX (8849)
Tickets Online	www.UtahTickets.com

BASKETBALL STAFF

Head Coach	Craig Smith (North Dakota, 1996)
Record at Utah	0-0 (1st season)
Career Record (DI)	153-79 (7 Seasons)
Career Record	225-108 (10 seasons)
Assistant Coaches	DeMarlo Slocum (Dixie State College, 2001)
	Eric Peterson (UW-LaCrosse, 2006)
	Tim Morris (Stanford, 2008)
Director of Basketball Operations	Curran Walsh (Lindenwood U-Belleville, 2016)
Director of Scouting	Brandon Ubel (Nebraska, 2013)
Director of Player Personnel	Tramel Barnes (Southwest Minnesota State, 2013)
Special Assistant to the HC	Justin "JJ" Johnson (North Dakota State, 2003)
Head Athletics Trainer	Trevor Jameson (BYU, 1995)
Strength & Conditioning Coach	Logan Ogden (Northwestern College, 2011)
Creative Content Manager	Nick Bolerjack (Utah, 2015)
Administrative Assistant	Gina Kerley
Office Phone	801.581.5451

FACILITY

Arena	Jon M. Huntsman Center
Capacity	15,000
Huntsman Center Record	650-164 (.799)
2020-21 Home Record	8-5
Press Row Phone Number	801.581.6657

TEAM INFORMATION

2020-21 Record	12-13
2020-21 Pac-12 Record (Finish)	8-11 (8th)
2020-21 Postseason	None
Starters Returning/Lost	1/4
Letterwinners Returning/Lost	6/9

BASKETBALL HISTORY

Started Basketball/Years	1908-09 / 113
All-Time Record	1,848-1,034 (.641)
Last NCAA Appearance	2016 / 2nd Round
NCAA Appearances/Record	29 / 38-32
Last NIT Appearance	2018
NIT Appearances/Record	14 / 15-13
CBI Appearances/Record	1 / 1-1

ATHLETICS COMMUNICATIONS

Main Phone	801.581.3510
Fax	801.581.4358
Associate Director/MBB Contact	John Vu
E-Mail	jvu@huntsman.utah.edu
Cell	714.728.9163
Mailing Address	1825 E South Campus Dr. Salt Lake City, UT 84112



ALL-TIME SERIES RECORD (2021-22 OPPONENTS ONLY)

Opponent	Home	Away	Neau	Overall	Last
Abilene Christian	1-0	--	--	1-0	11/9/21
Arizona	22-11	8-22	1-3	31-36	1/15/22
Arizona State	20-7	13-15	2-2	35-24	1/17/22
Bethune Cookman	1-0	--	--	1-0	11/15/21
Boston College	0-0	0-0	3-1	3-1	11/20/21
BYU	76-52	48-74	5-7	129-133	11/27/21
California	11-6	5-9	3-2	19-17	12/5/21
Colorado	16-9	8-20	1-1	25-30	1/30/21
Fresno State	8-1	3-3	1-0	12-4	12/21/21
Manhattan	1-0	--	--	1-0	12/11/21
Missouri	1-0	0-1	2-0	3-1	12/18/21
Oregon	5-8	3-11	2-8	10-27	1/1/22
Oregon State	14-3	3-14	2-1	19-18	12/30/21

Opponent	Home	Away	Neau	Overall	Last
Sacramento State	2-1	0-0	0-0	2-1	11/13/21
Stanford	15-3	3-11	5-1	23-15	2/13/21
TCU	9-2	5-2	2-1	16-5	12/8/21
Tulsa	3-0	1-2	2-0	6-2	11/21/21
UCLA	5-6	4-9	1-0	10-15	1/20/22
USC	15-7	8-13	3-4	26-24	1/22/22
Washington	10-4	5-8	3-1	18-13	1/6/22
Washington State	18-2	8-2	1-1	27-5	1/8/22
TOTAL	253-122	125-216	37-35	417-371	

-2021-22 games included

AP POLL WEEK 12 (January 24)

RK.	TEAM	RECORD	PTS	PREV
1	Auburn (45)	18-1	1,504	2
2	Gonzaga (15)	15-2	1,475	1
3	Arizona (1)	16-1	1,381	3
4	Baylor	17-2	1,335	5
5	Kansas	16-2	1,281	7
6	Purdue	16-3	1,119	4
7	UCLA	13-2	1,116	9
8	Houston	17-2	1,116	10
9	Duke	15-3	1,017	6
10	Michigan State	15-3	979	14
11	Wisconsin	15-3	894	8
12	Kentucky	15-4	822	12
13	Texas Tech	15-4	766	18
14	Villanova	14-5	713	11
15	USC	16-2	711	16
16	Ohio State	12-4	584	19
17	Providence	16-2	542	21
18	Tennessee	13-5	419	24
19	LSU	15-4	399	13
20	UConn	13-4	284	25
21	Xavier	14-4	269	20
22	Marquette	14-6	177	NR
23	Iowa State	14-5	167	15
24	Illinois	13-5	155	17
25	Davidson	16-2	132	RV

Others receiving votes: BYU 120, Alabama 77, Texas 61, Colorado State 57, Florida State 50, Loyola Chicago 21, Oregon 19, Wake Forest 12, Murray State 10, Indiana 10, Iowa 8, TCU 6, Miami (FL) 4, Saint Mary's 3, Boise State 3, Florida 3, Wyoming 2, Seton Hall 1, Iona 1.

USA TODAY COACHES POLL Week 12 (January 24)

RK.	TEAM	RECORD	PTS	PREV
1	Gonzaga (18)	15-2	784	1
2	Auburn (13)	18-1	777	2
3	Arizona (1)	16-1	724	3
4	Baylor	17-2	690	6
5	Kansas	16-2	667	7
6	Purdue	16-3	589	4
7	Duke	15-3	567	5
8	UCLA	13-2	551	9
9	Houston	17-2	538	10
10	Michigan State	15-3	501	13
11	Wisconsin	15-3	466	8
12	Villanova	14-5	423	11
13	Kentucky	15-4	400	12
14	Texas Tech	15-4	396	19
15	USC	16-2	333	15
16	Ohio State	12-4	311	18
17	Providence	16-2	293	21
18	Louisiana State	15-4	171	16
19	Connecticut	13-4	165	25
20	Tennessee	13-5	154	25
21	Illinois	13-5	139	17
22	Colorado State	15-1	126	23
23	Xavier	14-4	107	20
24	Iowa State	14-5	99	14
25	Texas	14-5	73	22

Others receiving votes: Alabama 53; Marquette 44; BYU 36; Seton Hall 32; Davidson 30; Miami (FL) 22; Loyola-Chicago 21; Oregon 18; Florida State 18; Indiana 17; Boise State 14; Texas A&M 12; TCU 10; Wake Forest 9; Iowa 8; Murray State 5; San Francisco 3; Saint Mary's 2; Wyoming 1; UAB 1.

Dropped Out: No. 24 Loyola-Chicago.

2021-22 RESULTS

Game Records

Record	Overall	Home	Away	Neutral
ALL GAMES	8-12	6-5	0-6	2-1
CONFERENCE	1-9	1-4	0-5	0-0
NON-CONFERENCE	7-3	5-1	0-1	2-1

Team Results

Date	Opponent	Score	Att.	High Points	High Rebounds
11/09/2021	Abilene Christian	W 70-56	6701	(15) JENKINS JR., David	(10) BATTIN, Riley (10) CARLSON, Branden
11/13/2021	Sacramento St.	W 89-56	6805	(21) CARLSON, Branden	(17) ANTHONY, Marco
11/15/2021	Bethune-Cookman	W 86-55	6638	(25) JENKINS JR., David	(9) CARLSON, Branden
11/20/2021	vs Boston College	W 68-61	0	(13) JENKINS JR., David (13) CARLSON, Branden	(7) ANTHONY, Marco
11/21/2021	vs Tulsa	W 72-58	1264	(15) CARLSON, Branden	(13) CARLSON, Branden
11/27/2021	BYU	L 64-75	11443	(17) CARLSON, Branden	(6) CARLSON, Branden (6) WORSTER, Rollic
12/01/2021	at Southern California	L 73-93	3754	(28) GACH, Both	(11) THIOUNE, Lahat
12/05/2021	California	W 66-58	6548	(19) GACH, Both	(6) GACH, Both (6) THIOUNE, Lahat (6) WORSTER, Rollic
12/08/2021	vs TCU	L 62-76	2231	(16) GACH, Both (16) CARLSON, Branden	(6) STEFANOVIC, Lazar (9) CARLSON, Branden
12/11/2021	Manhattan	W 96-62	6645	(16) THIOUNE, Lahat	(7) BATTIN, Riley (7) THIOUNE, Lahat
12/18/2021	at Missouri	L 75-83	6782	(18) JENKINS JR., David	(8) ANTHONY, Marco
12/21/2021	Fresno St.	W 55-50	7673	(11) ANTHONY, Marco	(6) ANTHONY, Marco (6) THIOUNE, Lahat
12/30/2021	at Oregon St.	L 76-88	3245	(22) JENKINS JR., David	(9) CARLSON, Branden
01/01/2022	at Oregon	L 66-79	5655	(15) CARLSON, Branden	(8) ANTHONY, Marco
01/06/2022	Washington	L 68-74	6964	(12) CARLSON, Branden (12) MADSEN, Gabe (12) STEFANOVIC, Lazar	(13) ANTHONY, Marco
01/08/2022	Washington St.	L 61-77	7578	(15) GACH, Both	(8) MAHORCIC, Dusan
01/15/2022	at Arizona	L 64-82	14164	(12) GACH, Both	(8) BATTIN, Riley
01/17/2022	at Arizona St.	L 62-64	6482	(14) JENKINS JR., David	(8) MAHORCIC, Dusan
01/20/2022	UCLA	L 58-63	7785	(18) STEFANOVIC, Lazar	(6) ANTHONY, Marco
01/22/2022	Southern California	L 67-79	7846	(20) MADSEN, Gabe	(5) ANTHONY, Marco (5) MAHORCIC, Dusan

Attendance Summary

	Games	Attend	Avg/Game
Home	11	82626	7511
Away	6	40082	6680
Neutral	3	3495	1165
Total	20	126203	6310

2021-22 OVERALL STATISTICS

Game Records

Record	Overall	Home	Away	Neutral
ALL GAMES	8-12	6-5	0-6	2-1
CONFERENCE	1-9	1-4	0-5	0-0
NON-CONFERENCE	7-3	5-1	0-1	2-1

Score by Periods

Team	1st	2nd	OT	TOT
Utah	663	735	0	1398
Opponents	642	747	0	1389

Team Box Score

No.	Player				Total		3-Point		F-Throw		Rebounds											
		GP-GS	MIN	AVG	FG-FGA	FG%	3FG-3FGA	3FG%	FT-FTA	FT%	OFF	DEF	TOT	AVG	PF	DQ	A	TO	BLK	STL	PTS	AVG
35	CARLSON, Branden	13-13	312:08	24.0	65-125	.520	8-29	.276	37-42	.881	26	57	83	6.4	24	2	19	22	27	3	175	13.5
2	GACH, Both	19-8	447:25	23.5	64-141	.454	23-64	.359	48-61	.787	8	42	50	2.6	29	0	40	39	2	10	199	10.5
1	JENKINS JR., David	20-9	423:56	21.2	53-135	.393	41-98	.418	45-53	.849	1	35	36	1.8	42	1	16	25	1	4	192	9.6
10	ANTHONY, Marco	17-16	478:04	28.1	52-130	.400	11-29	.379	29-41	.707	38	81	119	7.0	14	0	30	27	9	11	144	8.5
20	STEFANOVIC, Lazar	20-8	484:22	24.2	55-156	.353	18-68	.265	25-29	.862	16	39	55	2.8	45	1	26	29	1	6	153	7.7
25	WORSTER, Rollie	20-20	559:07	28.0	54-140	.386	15-42	.357	21-26	.808	7	77	84	4.2	50	2	62	32	5	15	144	7.2
21	MAHORCIC, Dusan	12-1	175:58	14.7	22-54	.407	0-0	.000	23-31	.742	12	40	52	4.3	23	0	13	13	4	3	67	5.6
11	BATTIN, Riley	20-20	429:10	21.5	36-113	.319	13-52	.250	21-26	.808	30	55	85	4.3	38	1	34	24	2	10	106	5.3
0	THIOUNE, Lahat	18-5	230:12	12.8	33-48	.688	0-0	.000	18-21	.857	22	47	69	3.8	25	0	6	22	4	7	84	4.7
55	MADSEN, Gabe	14-0	180:16	12.9	19-50	.380	18-46	.391	5-6	.833	1	10	11	0.8	19	0	11	5	1	3	61	4.4
3	HOLT, Bostyn	3-0	26:03	8.7	3-5	.600	1-2	.500	5-6	.833	3	6	9	3.0	2	0	4	1	1	1	12	4.0
5	BRENCHLEY, Jaxon	17-0	181:47	10.7	16-38	.421	2-12	.167	6-10	.600	8	13	21	1.2	13	0	13	4	3	7	40	2.4
13	BALLSTAEDT, Eli	9-0	57:32	6.4	6-15	.400	4-11	.364	2-2	1.000	1	3	4	0.4	9	0	5	2	1	1	18	2.0
34	CREER, Harrison	4-0	14:01	3.5	1-3	.333	0-2	.000	1-2	.500	2	2	4	1.0	0	0	1	0	0	0	3	0.8
Team											48	28	76					6				
Total		20	4000		479-1153	.415	154-455	.338	286-356	.803	223	535	758	37.9	333	7	280	251	61	81	1398	69.9
Opponents		20	4000		518-1203	.431	119-396	.301	234-351	.667	218	494	712	35.6	352	4	254	189	76	134	1389	69.5

Team Statistics

	UTAH	OPP
Scoring	1398	1389
Points per game	69.9	69.5
Scoring margin	+0.5	-
Field goals-att	479-1153	518-1203
Field goal pct	.415	.431
3 point fg-att	154-455	119-396
3-point FG pct	.338	.301
3-pt FG made per game	7.7	6.0
Free throws-att	286-356	234-351
Free throw pct	.803	.667
F-Throws made per game	14.3	11.7
Rebounds	758	712
Rebounds per game	37.9	35.6
Rebounding margin	+2.3	-
Assists	280	254
Assists per game	14.0	12.7
Turnovers	251	189
Turnovers per game	12.6	9.5
Turnover margin	-3.1	-
Assist/turnover ratio	1.1	1.3
Steals	81	134
Steals per game	4.1	6.7
Blocks	61	76
Blocks per game	3.1	3.8
Winning streak	0	-
Home win streak	0	-
Attendance	82626	40082
Home games-Avg/Game	11-7511	6-6680
Neutral site-Avg/Game	-	3-1165

Team Results

Date	Opponent		Score	Att.
11/09/2021	Abilene Christian	W	70-56	6701
11/13/2021	Sacramento St.	W	89-56	6805
11/15/2021	Bethune-Cookman	W	86-55	6638
11/20/2021	vs Boston College	W	68-61	0
11/21/2021	vs Tulsa	W	72-58	1264
11/27/2021	BYU	L	64-75	11443
12/01/2021	at Southern California	L	73-93	3754
12/05/2021	California	W	66-58	6548
12/08/2021	vs TCU	L	62-76	2231
12/11/2021	Manhattan	W	96-62	6645
12/18/2021	at Missouri	L	75-83	6782
12/21/2021	Fresno St.	W	55-50	7673
12/30/2021	at Oregon St.	L	76-88	3245
01/01/2022	at Oregon	L	66-79	5655
01/06/2022	Washington	L	68-74	6964
01/08/2022	Washington St.	L	61-77	7578
01/15/2022	at Arizona	L	64-82	14164
01/17/2022	at Arizona St.	L	62-64	6482
01/20/2022	UCLA	L	58-63	7785
01/22/2022	Southern California	L	67-79	7846

2021-22 PAC-12 STATISTICS

Game Records

Record	Overall	Home	Away	Neutral
ALL GAMES	1-9	1-4	0-5	0-0
CONFERENCE	1-9	1-4	0-5	0-0
NON-CONFERENCE	0-0	0-0	0-0	0-0

Score by Periods

Team	1st	2nd	OT	TOT
Utah	318	343	0	661
Opponents	358	399	0	757

Team Box Score

No.	Player				Total		3-Point		F-Throw		Rebounds													
		GP-GS	MIN	AVG	FG-FGA	FG%	3FG-3FGA	3FG%	FT-FTA	FT%	OFF	DEF	TOT	AVG	PF	DQ	A	TO	BLK	STL	PTS	AVG		
2	GACH, Both	10-4	218:24	21.8	37-71	.521	14-32	.438	24-29	.828	3	21	24	2.4	18	0	22	23	1	6	112	11.2		
35	CARLSON, Branden	5-5	105:36	21.1	18-41	.439	3-12	.250	11-12	.917	11	16	27	5.4	8	1	4	10	6	1	50	10.0		
10	ANTHONY, Marco	8-8	234:40	29.3	25-63	.397	8-16	.500	13-18	.722	19	34	53	6.6	9	0	14	15	5	5	71	8.9		
20	STEFANOVIC, Lazar	10-6	281:33	28.2	31-94	.330	13-46	.283	10-12	.833	12	23	35	3.5	25	1	18	18	1	3	85	8.5		
21	MAHORCIC, Dusan	6-1	113:19	18.9	14-41	.341	0-0	.000	16-20	.800	5	23	28	4.7	13	0	7	6	2	1	44	7.3		
1	JENKINS JR., David	10-2	178:43	17.9	18-55	.327	14-34	.412	22-27	.815	1	19	20	2.0	21	1	7	11	0	2	72	7.2		
25	WORSTER, Rollie	10-10	277:38	27.8	21-58	.362	4-14	.286	13-15	.867	2	37	39	3.9	26	1	25	20	2	6	59	5.9		
55	MADSEN, Gabe	9-0	129:59	14.4	15-41	.366	14-38	.368	5-6	.833	1	8	9	1.0	13	0	6	4	1	3	49	5.4		
11	BATTIN, Riley	10-10	201:60	20.2	18-57	.316	7-28	.250	4-4	1.000	10	28	38	3.8	21	0	10	8	1	3	47	4.7		
0	THIOUNE, Lahat	10-4	143:01	14.3	18-28	.643	0-0	.000	8-8	1.000	15	23	38	3.8	14	0	4	14	2	5	44	4.4		
5	BRENCHLEY, Jaxon	8-0	81:44	10.2	7-18	.389	1-5	.200	5-7	.714	4	3	7	0.9	4	0	8	2	1	4	20	2.5		
13	BALLSTAEDT, Eli	4-0	32:24	8.1	3-8	.375	2-5	.400	0-0	.000	0	0	0	0.0	5	0	2	0	0	0	8	2.0		
34	CREER, Harrison	1-0	00:59	1.0	0-0	.000	0-0	.000	0-0	.000	0	0	0	0.0	0	0	0	0	0	0	0	0.0		
Team											25	14	39					4						
Total		10	2000		225-575	.391	80-230	.348	131-158	.829	108	249	357	35.7	177	4	127	135	22	39	661	66.1		
Opponents		10	2000		283-594	.476	73-204	.358	118-184	.641	106	261	367	36.7	164	2	149	101	40	70	757	75.7		

Team Statistics

	UTAH	OPP
Scoring	661	757
Points per game	66.1	75.7
Scoring margin	-9.6	-
Field goals-att	225-575	283-594
Field goal pct	.391	.476
3 point fg-att	80-230	73-204
3-point FG pct	.348	.358
3-pt FG made per game	8.0	7.3
Free throws-att	131-158	118-184
Free throw pct	.829	.641
F-Throws made per game	13.1	11.8
Rebounds	357	367
Rebounds per game	35.7	36.7
Rebounding margin	-1.0	-
Assists	127	149
Assists per game	12.7	14.9
Turnovers	135	101
Turnovers per game	13.5	10.1
Turnover margin	-3.4	-
Assist/turnover ratio	0.9	1.5
Steals	39	70
Steals per game	3.9	7.0
Blocks	22	40
Blocks per game	2.2	4.0
Winning streak	0	-
Home win streak	0	-
Attendance	36721	33300
Home games-Avg/Game	5-7344	5-6660
Neutral site-Avg/Game	-	0-0

Team Results

Date	Opponent		Score	Att.
12/01/2021	at Southern California	L	73-93	3754
12/05/2021	California	W	66-58	6548
12/30/2021	at Oregon St.	L	76-88	3245
01/01/2022	at Oregon	L	66-79	5655
01/06/2022	Washington	L	68-74	6964
01/08/2022	Washington St.	L	61-77	7578
01/15/2022	at Arizona	L	64-82	14164
01/17/2022	at Arizona St.	L	62-64	6482
01/20/2022	UCLA	L	58-63	7785
01/22/2022	Southern California	L	67-79	7846

2021-22 HOME STATISTICS

Game Records

Record	Overall	Home	Away	Neutral
ALL GAMES	6-5	6-5	0-0	0-0
CONFERENCE	1-4	1-4	0-0	0-0
NON-CONFERENCE	5-1	5-1	0-0	0-0

Score by Periods

Team	1st	2nd	OT	TOT
Utah	380	400	0	780
Opponents	334	371	0	705

Team Box Score

No.	Player				Total		3-Point		F-Throw		Rebounds											
		GP-GS	MIN	AVG	FG-FGA	FG%	3FG-3FGA	3FG%	FT-FTA	FT%	OFF	DEF	TOT	AVG	PF	DQ	A	TO	BLK	STL	PTS	AVG
35	CARLSON, Branden	7-7	166:51	23.8	38-64	.594	5-15	.333	24-28	.857	15	27	42	6.0	13	1	13	10	14	2	105	15.0
20	STEFANOVIC, Lazar	11-5	269:49	24.5	35-92	.380	12-40	.300	16-18	.889	11	20	31	2.8	27	1	17	13	1	2	98	8.9
2	GACH, Both	10-3	230:19	23.0	29-67	.433	12-36	.333	17-22	.773	4	20	24	2.4	14	0	21	26	0	8	87	8.7
10	ANTHONY, Marco	9-9	256:09	28.5	24-66	.364	5-14	.357	16-23	.696	20	51	71	7.9	8	0	19	16	7	5	69	7.7
1	JENKINS JR., David	11-5	210:15	19.1	22-60	.367	18-46	.391	19-23	.826	0	21	21	1.9	22	0	10	14	0	1	81	7.4
25	WORSTER, Rollic	11-11	290:01	26.4	30-77	.390	8-22	.364	8-12	.667	4	45	49	4.5	28	1	32	16	3	9	76	6.9
11	BATTIN, Riley	11-11	220:56	20.1	21-62	.339	8-26	.308	15-20	.750	20	26	46	4.2	21	0	19	13	1	6	65	5.9
55	MADSEN, Gabe	8-0	117:51	14.7	14-36	.389	13-32	.406	3-4	.750	1	6	7	0.9	10	0	8	4	1	3	44	5.5
21	MAHORCIC, Dusan	8-1	106:41	13.3	11-28	.393	0-0	.000	17-24	.708	7	31	38	4.8	9	0	9	6	3	1	39	4.9
0	THIOUNE, Lahat	11-3	122:56	11.2	20-28	.714	0-0	.000	12-14	.857	12	28	40	3.6	14	0	4	11	2	4	52	4.7
3	HOLT, Bostyn	3-0	26:03	8.7	3-5	.600	1-2	.500	5-6	.833	3	6	9	3.0	2	0	4	1	1	1	12	4.0
5	BRENCHLEY, Jaxon	10-0	123:31	12.4	13-26	.500	2-8	.250	5-8	.625	6	7	13	1.3	7	0	9	2	3	3	33	3.3
13	BALLSTAEDT, Eli	6-0	45:36	7.6	5-12	.417	4-9	.444	2-2	1.000	1	3	4	0.7	6	0	3	2	1	1	16	2.7
34	CREER, Harrison	3-0	13:02	4.3	1-3	.333	0-2	.000	1-2	.500	2	2	4	1.3	0	0	1	0	0	0	3	1.0
Team											24	17	41					1				
Total		11	2200		266-626	.425	88-252	.349	160-206	.777	130	310	440	40.0	181	3	169	135	37	46	780	70.9
Opponents		11	2200		253-644	.393	67-234	.286	132-194	.680	120	260	380	34.5	201	3	131	103	36	78	705	64.1

Team Statistics

	UTAH	OPP
Scoring	780	705
Points per game	70.9	64.1
Scoring margin	+6.8	-
Field goals-att	266-626	253-644
Field goal pct	.425	.393
3 point fg-att	88-252	67-234
3-point FG pct	.349	.286
3-pt FG made per game	8.0	6.1
Free throws-att	160-206	132-194
Free throw pct	.777	.680
F-Throws made per game	14.5	12.0
Rebounds	440	380
Rebounds per game	40.0	34.5
Rebounding margin	+5.5	-
Assists	169	131
Assists per game	15.4	11.9
Turnovers	135	103
Turnovers per game	12.3	9.4
Turnover margin	-2.9	-
Assist/turnover ratio	1.3	1.3
Steals	46	78
Steals per game	4.2	7.1
Blocks	37	36
Blocks per game	3.4	3.3
Winning streak	0	-
Home win streak	0	-
Attendance	82626	0
Home games-Avg/Game	11-7511	0-0
Neutral site-Avg/Game	-	0-0

Team Results

Date	Opponent		Score	Att.
11/09/2021	Abilene Christian	W	70-56	6701
11/13/2021	Sacramento St.	W	89-56	6805
11/15/2021	Bethune-Cookman	W	86-55	6638
11/27/2021	BYU	L	64-75	11443
12/05/2021	California	W	66-58	6548
12/11/2021	Manhattan	W	96-62	6645
12/21/2021	Fresno St.	W	55-50	7673
01/06/2022	Washington	L	68-74	6964
01/08/2022	Washington St.	L	61-77	7578
01/20/2022	UCLA	L	58-63	7785
01/22/2022	Southern California	L	67-79	7846

2021-22 ROAD STATISTICS

Game Records

Record	Overall	Home	Away	Neutral
ALL GAMES	0-6	0-0	0-6	0-0
CONFERENCE	0-5	0-0	0-5	0-0
NON-CONFERENCE	0-1	0-0	0-1	0-0

Score by Periods

Team	1st	2nd	OT	TOT
Utah	193	223	0	416
Opponents	216	273	0	489

Team Box Score

No.	Player				Total		3-Point		F-Throw		Rebounds											
		GP-GS	MIN	AVG	FG-FGA	FG%	3FG-3FGA	3FG%	FT-FTA	FT%	OFF	DEF	TOT	AVG	PF	DQ	A	TO	BLK	STL	PTS	AVG
2	GACH, Both	6-4	137:22	22.9	23-46	.500	10-22	.455	22-25	.880	0	15	15	2.5	14	0	15	10	2	2	78	13.0
1	JENKINS JR., David	6-1	133:22	22.2	21-47	.447	17-32	.531	19-22	.864	1	11	12	2.0	14	1	5	9	0	2	78	13.0
21	MAHORCIC, Dusan	2-0	44:53	22.4	9-22	.409	0-0	.000	4-5	.800	3	8	11	5.5	7	0	2	3	1	1	22	11.0
10	ANTHONY, Marco	5-5	148:04	29.6	20-47	.426	5-11	.455	10-14	.714	14	16	30	6.0	3	0	8	8	2	4	55	11.0
35	CARLSON, Branden	3-3	58:42	19.6	10-25	.400	2-8	.250	4-4	1.000	6	10	16	5.3	6	1	2	7	3	1	26	8.7
25	WORSTER, Rollie	6-6	176:10	29.4	14-38	.368	4-10	.400	10-11	.909	2	19	21	3.5	13	0	14	13	2	4	42	7.0
11	BATTIN, Riley	6-6	134:28	22.4	14-41	.341	4-20	.200	2-2	1.000	6	21	27	4.5	16	1	5	7	1	3	34	5.7
20	STEFANOVIC, Lazar	6-3	161:36	26.9	11-45	.244	3-20	.150	4-6	.667	4	14	18	3.0	13	0	8	14	0	3	29	4.8
0	THIOUNE, Lahat	6-2	96:25	16.1	11-18	.611	0-0	.000	6-7	.857	10	14	24	4.0	11	0	1	10	2	2	28	4.7
55	MADSEN, Gabe	5-0	55:15	11.0	5-13	.385	5-13	.385	2-2	1.000	0	4	4	0.8	9	0	3	1	0	0	17	3.4
13	BALLSTAEDT, Eli	2-0	10:04	5.0	1-2	.500	0-1	.000	0-0	.000	0	0	0	0.0	2	0	1	0	0	0	2	1.0
5	BRECHLEY, Jaxon	5-0	42:40	8.5	2-10	.200	0-3	.000	1-2	.500	0	2	2	0.4	5	0	4	1	0	4	5	1.0
34	CREER, Harrison	1-0	00:59	1.0	0-0	.000	0-0	.000	0-0	.000	0	0	0	0.0	0	0	0	0	0	0	0	0.0
Team											22	10	32					4				
Total		6	1200		141-354	.398	50-140	.357	84-100	.840	68	144	212	35.3	113	3	68	87	13	26	416	69.3
Opponents		6	1200		189-380	.497	37-116	.319	74-120	.617	73	155	228	38.0	102	1	88	58	32	41	489	81.5

Team Statistics

	UTAH	OPP
Scoring	416	489
Points per game	69.3	81.5
Scoring margin	-12.2	-
Field goals-att	141-354	189-380
Field goal pct	.398	.497
3 point fg-att	50-140	37-116
3-point FG pct	.357	.319
3-pt FG made per game	8.3	6.2
Free throws-att	84-100	74-120
Free throw pct	.840	.617
F-Throws made per game	14.0	12.3
Rebounds	212	228
Rebounds per game	35.3	38.0
Rebounding margin	-2.7	-
Assists	68	88
Assists per game	11.3	14.7
Turnovers	87	58
Turnovers per game	14.5	9.7
Turnover margin	-4.8	-
Assist/turnover ratio	0.8	1.5
Steals	26	41
Steals per game	4.3	6.8
Blocks	13	32
Blocks per game	2.2	5.3
Winning streak	0	-
Home win streak	0	-
Attendance	0	40082
Home games-Avg/Game	0-0	6-6680
Neutral site-Avg/Game	-	0-0

Team Results

Date	Opponent		Score	Att.
12/01/2021	at Southern California	L	73-93	3754
12/18/2021	at Missouri	L	75-83	6782
12/30/2021	at Oregon St.	L	76-88	3245
01/01/2022	at Oregon	L	66-79	5655
01/15/2022	at Arizona	L	64-82	14164
01/17/2022	at Arizona St.	L	62-64	6482

2020-21 NEUTRAL STATISTICS

Game Records

Record	Overall	Home	Away	Neutral
ALL GAMES	2-1	0-0	0-0	2-1
CONFERENCE	0-0	0-0	0-0	0-0
NON-CONFERENCE	2-1	0-0	0-0	2-1

Score by Periods

Team	1st	2nd	OT	TOT
Utah	90	112	0	202
Opponents	92	103	0	195

Team Box Score

No.	Player				Total		3-Point		F-Throw		Rebounds													
		GP-GS	MIN	AVG	FG-FGA	FG%	3FG-3FGA	3FG%	FT-FTA	FT%	OFF	DEF	TOT	AVG	PF	DQ	A	TO	BLK	STL	PTS	AVG		
35	CARLSON, Branden	3-3	86:34	28.9	17-36	.472	1-6	.167	9-10	.900	5	20	25	8.3	5	0	4	5	10	0	44	14.7		
2	GACH, Both	3-1	79:44	26.6	12-28	.429	1-6	.167	9-14	.643	4	7	11	3.7	1	0	4	3	0	0	34	11.3		
1	JENKINS JR., David	3-3	80:19	26.8	10-28	.357	6-20	.300	7-8	.875	0	3	3	1.0	6	0	1	2	1	1	33	11.0		
20	STEFANOVIC, Lazar	3-0	52:56	17.6	9-19	.474	3-8	.375	5-5	1.000	1	5	6	2.0	5	0	1	2	0	1	26	8.7		
25	WORSTER, Rollie	3-3	92:56	31.0	10-25	.400	3-10	.300	3-3	1.000	1	13	14	4.7	9	1	16	3	0	2	26	8.7		
10	ANTHONY, Marco	3-2	73:50	24.6	8-17	.471	1-4	.250	3-4	.750	4	14	18	6.0	3	0	3	3	0	2	20	6.7		
0	THIOUNE, Lahat	1-0	10:52	10.9	2-2	1.000	0-0	.000	0-0	.000	0	5	5	5.0	0	0	1	1	0	1	4	4.0		
21	MAHORCIC, Dusan	2-0	24:24	12.2	2-4	.500	0-0	.000	2-2	1.000	2	1	3	1.5	7	0	2	4	0	1	6	3.0		
11	BATTIN, Riley	3-3	73:47	24.6	1-10	.100	1-6	.167	4-4	1.000	4	8	12	4.0	1	0	10	4	0	1	7	2.3		
5	BRENCHLEY, Jaxon	2-0	15:35	7.8	1-2	.500	0-1	.000	0-0	.000	2	4	6	3.0	1	0	0	1	0	0	2	1.0		
13	BALLSTAEDT, Eli	1-0	01:52	1.9	0-1	.000	0-1	.000	0-0	.000	0	0	0	0.0	1	0	1	0	0	0	0	0.0		
55	MADSEN, Gabe	1-0	07:11	7.2	0-1	.000	0-1	.000	0-0	.000	0	0	0	0.0	0	0	0	0	0	0	0	0.0		
Team											2	1	3					1						
Total		3	600		72-173	.416	16-63	.254	42-50	.840	25	81	106	35.3	39	1	43	29	11	9	202	67.3		
Opponents		3	600		76-179	.425	15-46	.326	28-37	.757	25	79	104	34.7	49	0	35	28	8	15	195	65.0		

Team Statistics

	UTAH	OPP
Scoring	202	195
Points per game	67.3	65.0
Scoring margin	+2.3	-
Field goals-att	72-173	76-179
Field goal pct	.416	.425
3 point fg-att	16-63	15-46
3-point FG pct	.254	.326
3-pt FG made per game	5.3	5.0
Free throws-att	42-50	28-37
Free throw pct	.840	.757
F-Throws made per game	14.0	9.3
Rebounds	106	104
Rebounds per game	35.3	34.7
Rebounding margin	+0.7	-
Assists	43	35
Assists per game	14.3	11.7
Turnovers	29	28
Turnovers per game	9.7	9.3
Turnover margin	-0.3	-
Assist/turnover ratio	1.5	1.3
Steals	9	15
Steals per game	3.0	5.0
Blocks	11	8
Blocks per game	3.7	2.7
Winning streak	0	-
Home win streak	0	-
Attendance	0	0
Home games-Avg/Game	0-0	0-0
Neutral site-Avg/Game	-	3-1165

Team Results

Date	Opponent		Score	Att.
11/20/2021	vs Boston College	W	68-61	0
11/21/2021	vs Tulsa	W	72-58	1264
12/08/2021	vs TCU	L	62-76	2231



2021-22 GAME-BY-GAME COMPARISON

Opponent	1st	2nd	Score	Mar	Total FG	FG Pct	3-Pointers	3FG Pct	Free Throws	FT Pct	Rebounds	Assist	T/Over	Block	Steal	Fouls
ABILENE CHRISTIAN	34/27	36/29	70-56	+14	24-62/22-57	.387/.386	7-23/4-21	.304/.190	15-23/8-17	.652/.471	55/29 +26	12/11	20/12	3/6	5/9	22/24
SACRAMENTO ST.	45/30	44/26	89-56	+33	28-62/20-64	.452/.313	7-23/4-22	.304/.182	26-36/12-15	.722/.800	58/29 +29	18/5	14/8	9/5	5/5	12/26
BETHUNE-COOKMAN	45/23	41/32	86-55	+31	27-56/20-62	.482/.323	11-28/5-19	.393/.263	21-24/10-16	.875/.625	46/30 +16	20/10	13/10	7/0	5/10	14/20
Boston College	30/32	38/29	68-61	+7	25-54/22-52	.463/.423	6-16/6-12	.375/.500	12-13/11-15	.923/.733	28/32 (4)	17/10	11/14	3/1	5/4	11/17
Tulsa	33/24	39/34	72-58	+14	28-63/24-60	.444/.400	7-27/4-16	.259/.250	9-12/6-8	.750/.750	45/29 +16	13/7	10/8	1/1	0/6	14/14
BYU	29/27	35/48	64-75	(11)	24-57/30-66	.421/.455	6-23/2-12	.261/.167	10-12/13-18	.833/.722	28/45 (17)	10/16	9/7	5/4	5/7	12/13
Southern California	28/48	45/45	73-93	(20)	26-69/36-69	.377/.522	10-27/7-20	.370/.350	11-14/14-25	.786/.560	32/51 (19)	9/16	6/8	1/9	3/3	17/14
CALIFORNIA	29/35	37/23	66-58	+8	23-60/23-57	.383/.404	8-25/4-20	.320/.200	12-15/8-13	.800/.615	39/39 -	13/7	7/10	1/1	5/5	13/17
TCU	27/36	35/40	62-76	(14)	19-56/30-67	.339/.448	3-20/5-18	.150/.278	21-25/11-14	.840/.786	33/43 (10)	13/18	8/6	7/6	4/5	14/18
MANHATTAN	47/30	49/32	96-62	+34	35-60/19-58	.583/.328	10-18/5-20	.556/.250	16-18/19-28	.889/.679	40/27 +13	28/10	10/6	2/6	4/6	22/20
Missouri	33/32	42/51	75-83	(8)	24-57/29-66	.421/.439	10-25/4-21	.400/.190	17-21/21-29	.810/.724	33/41 (8)	10/6	12/6	2/5	3/5	23/18
FRESNO ST.	22/23	33/27	55-50	+5	20-51/19-57	.392/.333	7-22/7-31	.318/.226	8-14/5-7	.571/.714	35/40 (5)	12/12	9/11	0/2	6/7	12/18
Oregon St.	38/47	38/41	76-88	(12)	25-58/34-61	.431/.557	12-27/6-12	.444/.500	14-19/14-21	.737/.667	37/32 +5	16/16	20/8	2/3	5/11	20/20
Oregon	35/29	31/50	66-79	(13)	23-57/30-54	.404/.556	7-25/10-19	.280/.526	13-14/9-17	.929/.529	34/31 +3	14/12	15/12	4/4	7/10	18/16
WASHINGTON	37/33	31/41	68-74	(6)	27-57/27-61	.474/.443	7-19/10-22	.368/.455	7-11/10-14	.636/.714	44/26 +18	18/17	19/6	4/3	0/13	16/12
WASHINGTON ST.	30/40	31/37	61-77	(16)	18-51/26-58	.353/.448	5-22/12-30	.227/.400	20-24/13-17	.833/.765	33/39 (6)	8/16	13/13	1/2	4/5	17/22
Arizona	31/34	33/48	64-82	(18)	23-56/33-65	.411/.508	6-16/3-18	.375/.167	12-12/13-16	1000/.813	31/35 (4)	9/24	20/16	3/7	5/10	18/15
Arizona St.	28/26	34/38	62-64	(2)	20-57/27-65	.351/.415	5-20/7-26	.250/.269	17-20/3-12	.850/.250	45/38 +7	10/14	14/8	1/4	3/2	17/19
UCLA	32/31	26/32	58-63	(5)	18-49/18-47	.367/.383	11-26/5-17	.423/.294	11-14/22-29	.786/.759	31/34 (3)	14/9	11/7	2/3	4/6	22/15
SOUTHERN CALIFORNIA	30/35	37/44	67-79	(12)	22-61/29-57	.361/.509	9-23/9-20	.391/.450	14-15/12-20	.933/.600	31/42 (11)	16/18	10/13	3/4	3/5	19/14

Note: Game totals are displayed in the format TEAM/OPPONENT for each category

2021-22 GAME-BY-GAME STARTERS

GAME	OPPONENT	RESULT	1	2	3	4	5
1	Abilene Christian	W, 70-56	Rollie Worster	David Jenkins Jr.	Marco Anthony	Riley Battin	Branden Carlson
2	Sacramento State	W, 89-56	Rollie Worster	David Jenkins Jr.	Marco Anthony	Riley Battin	Branden Carlson
3	Bethune Cookman	W, 86-55	Rollie Worster	David Jenkins Jr.	Marco Anthony	Riley Battin	Branden Carlson
4	vs. Boston College	W, 68-61	Rollie Worster	David Jenkins Jr.	Marco Anthony	Riley Battin	Branden Carlson
5	vs. Tulsa	W, 72-58	Rollie Worster	David Jenkins Jr.	Marco Anthony	Riley Battin	Branden Carlson
6	#18/18 BYU	L, 75-64	Rollie Worster	David Jenkins Jr.	Both Gach	Riley Battin	Branden Carlson
7	at #20/18 USC*	L, 93-73	Rollie Worster	David Jenkins Jr.	Both Gach	Riley Battin	Branden Carlson
8	California*	W, 66-58	Rollie Worster	David Jenkins Jr.	Both Gach	Riley Battin	Branden Carlson
9	vs. TCU	L, 76-62	Rollie Worster	David Jenkins Jr.	Both Gach	Riley Battin	Branden Carlson
10	Manhattan	W, 96-62	Rollie Worster	Both Gach	Marco Anthony	Riley Battin	Branden Carlson
11	at Missouri	L, 83-75	Rollie Worster	Both Gach	Lazar Stefanovic	Riley Battin	Marco Anthony
12	Fresno State	W, 55-50	Rollie Worster	Lazar Stefanovic	Marco Anthony	Riley Battin	Lahat Thione
13	at Oregon State*	L, 88-76	Rollie Worster	Both Gach	Marco Anthony	Riley Battin	Branden Carlson
14	at Oregon*	L, 79-66	Rollie Worster	Both Gach	Marco Anthony	Riley Battin	Branden Carlson
15	Washington*	L, 74-68	Rollie Worster	Lazar Stefanovic	Marco Anthony	Riley Battin	Branden Carlson
16	Washington State*	L, 77-61	Rollie Worster	Lazar Stefanovic	Marco Anthony	Riley Battin	Lahat Thione
17	at #6/6 Arizona*	L, 82-64	Rollie Worster	Lazar Stefanovic	Marco Anthony	Riley Battin	Lahat Thione
18	at Arizona State*	L, 64-62	Rollie Worster	Lazar Stefanovic	Marco Anthony	Riley Battin	Lahat Thione
19	#9/9 UCLA*	L, 63-58	Rollie Worster	Lazar Stefanovic	Marco Anthony	Riley Battin	Lahat Thione
20	#16/15 USC*	L, 79-67	Rollie Worster	Lazar Stefanovic	Marco Anthony	Riley Battin	Dusan Mahorcic
21	at Washington State*						
22	at Washington*						
23	Oregon State*						
24	Oregon*						
25	at Colorado*						
26	at Stanford*						
27	at California*						
28	Arizona*						
29	Arizona State*						
30	Colorado*						





2021-22 TEAM/OPP HIGHS / LOWS

Utah - Game Highs

POINTS	96	Manhattan (12/11/2021)
	89	Sacramento St. (11/13/2021)
	86	Bethune-Cookman (11/15/2021)
	76	at Oregon St. (12/30/2021)
	75	at Missouri (12/18/2021)
FIELD GOALS MADE	35	Manhattan (12/11/2021)
	28	vs Tulsa (N) (11/21/2021)
	28	Sacramento St. (11/13/2021)
FIELD GOAL ATTEMPTS	69	at Southern California (12/01/2021)
	63	vs Tulsa (N) (11/21/2021)
FIELD GOAL PERCENTAGE	.583 (35-60)	Manhattan (12/11/2021)
	.482 (27-56)	Bethune-Cookman (11/15/2021)
3 PT FG MADE	12	at Oregon St. (12/30/2021)
	11	UCLA (01/20/2022)
	11	Bethune-Cookman (11/15/2021)
3 PT FG ATTEMPTS	28	Bethune-Cookman (11/15/2021)
	27	at Oregon St. (12/30/2021)
	27	at Southern California (12/01/2021)
	27	vs Tulsa (N) (11/21/2021)
3 PT FG PERCENTAGE	.556 (10-18)	Manhattan (12/11/2021)
	.444 (12-27)	at Oregon St. (12/30/2021)
FREE THROWS MADE	26	Sacramento St. (11/13/2021)
	21	vs TCU (N) (12/08/2021)
	21	Bethune-Cookman (11/15/2021)
FREE THROW ATTEMPTS	36	Sacramento St. (11/13/2021)
	25	vs TCU (N) (12/08/2021)
FREE THROW PERCENTAGE	1.000 (12-12)	at Arizona (01/15/2022)
	.933 (14-15)	Southern California (01/22/2022)
REBOUNDS	58	Sacramento St. (11/13/2021)
	55	Abilene Christian (11/09/2021)
ASSISTS	28	Manhattan (12/11/2021)
	20	Bethune-Cookman (11/15/2021)
STEALS	7	at Oregon (01/01/2022)
	6	Fresno St. (12/21/2021)
BLOCKED SHOTS	9	Sacramento St. (11/13/2021)
	7	vs TCU (N) (12/08/2021)
	7	Bethune-Cookman (11/15/2021)
TURNOVERS	20	at Arizona (01/15/2022)
	20	at Oregon St. (12/30/2021)
	20	Abilene Christian (11/09/2021)
FOULS	23	at Missouri (12/18/2021)
	22	UCLA (01/20/2022)
	22	Manhattan (12/11/2021)
	22	Abilene Christian (11/09/2021)

Opponent - Game Highs

POINTS	93	at Southern California (12/01/2021)
	88	at Oregon St. (12/30/2021)
	83	at Missouri (12/18/2021)
	82	at Arizona (01/15/2022)
	79	Southern California (01/22/2022)
	79	at Oregon (01/01/2022)
FIELD GOALS MADE	36	at Southern California (12/01/2021)
	34	at Oregon St. (12/30/2021)
FIELD GOAL ATTEMPTS	69	at Southern California (12/01/2021)
	67	vs TCU (N) (12/08/2021)
FIELD GOAL PERCENTAGE	.557 (34-61)	at Oregon St. (12/30/2021)
	.556 (30-54)	at Oregon (01/01/2022)
3 PT FG MADE	12	Washington St. (01/08/2022)
	10	Washington (01/06/2022)
	10	at Oregon (01/01/2022)
3 PT FG ATTEMPTS	31	Fresno St. (12/21/2021)
	30	Washington St. (01/08/2022)
3 PT FG PERCENTAGE	.526 (10-19)	at Oregon (01/01/2022)
	.500 (6-12)	at Oregon St. (12/30/2021)
	.500 (6-12)	vs Boston College (N) (11/20/2021)
FREE THROWS MADE	22	UCLA (01/20/2022)
	21	at Missouri (12/18/2021)
FREE THROW ATTEMPTS	29	UCLA (01/20/2022)
	29	at Missouri (12/18/2021)
FREE THROW PERCENTAGE	.813 (13-16)	at Arizona (01/15/2022)
	.800 (12-15)	Sacramento St. (11/13/2021)
REBOUNDS	51	at Southern California (12/01/2021)
	45	BYU (11/27/2021)
ASSISTS	24	at Arizona (01/15/2022)
	18	Southern California (01/22/2022)
	18	vs TCU (N) (12/08/2021)
STEALS	13	Washington (01/06/2022)
	11	at Oregon St. (12/30/2021)
BLOCKED SHOTS	9	at Southern California (12/01/2021)
	7	at Arizona (01/15/2022)
TURNOVERS	16	at Arizona (01/15/2022)
	14	vs Boston College (N) (11/20/2021)
FOULS	26	Sacramento St. (11/13/2021)
	24	Abilene Christian (11/09/2021)

Utah - Game Lows

POINTS	55	Fresno St. (12/21/2021)
	58	UCLA (01/20/2022)
	61	Washington St. (01/08/2022)
	62	at Arizona St. (01/17/2022)
	62	vs TCU (N) (12/08/2021)
FIELD GOALS MADE	18	UCLA (01/20/2022)
	18	Washington St. (01/08/2022)
FIELD GOAL ATTEMPTS	49	UCLA (01/20/2022)
	51	Washington St. (01/08/2022)
	51	Fresno St. (12/21/2021)
FIELD GOAL PERCENTAGE	.339 (19-56)	vs TCU (N) (12/08/2021)
	.351 (20-57)	at Arizona St. (01/17/2022)
3 PT FG MADE	3	vs TCU (N) (12/08/2021)
	5	at Arizona St. (01/17/2022)
	5	Washington St. (01/08/2022)
3 PT FG ATTEMPTS	16	at Arizona (01/15/2022)
	16	vs Boston College (N) (11/20/2021)
3 PT FG PERCENTAGE	.150 (3-20)	vs TCU (N) (12/08/2021)
	.227 (5-22)	Washington St. (01/08/2022)
FREE THROWS MADE	7	Washington (01/06/2022)
	8	Fresno St. (12/21/2021)
FREE THROW ATTEMPTS	11	Washington (01/06/2022)
	12	at Arizona (01/15/2022)
	12	BYU (11/27/2021)
	12	vs Tulsa (N) (11/21/2021)
FREE THROW PERCENTAGE	.571 (8-14)	Fresno St. (12/21/2021)
	.636 (7-11)	Washington (01/06/2022)
REBOUNDS	28	BYU (11/27/2021)
	28	vs Boston College (N) (11/20/2021)
ASSISTS	8	Washington St. (01/08/2022)
	9	at Arizona (01/15/2022)
	9	at Southern California (12/01/2021)
STEALS	0	Washington (01/06/2022)
	0	vs Tulsa (N) (11/21/2021)
BLOCKED SHOTS	0	Fresno St. (12/21/2021)
	1	at Arizona St. (01/17/2022)
	1	Washington St. (01/08/2022)
	1	California (12/05/2021)
	1	at Southern California (12/01/2021)
	1	vs Tulsa (N) (11/21/2021)
TURNOVERS	6	at Southern California (12/01/2021)
	7	California (12/05/2021)
FOULS	11	vs Boston College (N) (11/20/2021)
	12	Fresno St. (12/21/2021)
	12	BYU (11/27/2021)
	12	Sacramento St. (11/13/2021)

Opponent - Game Lows

POINTS	50	Fresno St. (12/21/2021)
	55	Bethune-Cookman (11/15/2021)
	56	Sacramento St. (11/13/2021)
	56	Abilene Christian (11/09/2021)
	58	California (12/05/2021)
	58	vs Tulsa (N) (11/21/2021)
FIELD GOALS MADE	18	UCLA (01/20/2022)
	19	Fresno St. (12/21/2021)
	19	Manhattan (12/11/2021)
FIELD GOAL ATTEMPTS	47	UCLA (01/20/2022)
	52	vs Boston College (N) (11/20/2021)
FIELD GOAL PERCENTAGE	.313 (20-64)	Sacramento St. (11/13/2021)
	.323 (20-62)	Bethune-Cookman (11/15/2021)
3 PT FG MADE	2	BYU (11/27/2021)
	3	at Arizona (01/15/2022)
3 PT FG ATTEMPTS	12	at Oregon St. (12/30/2021)
	12	BYU (11/27/2021)
	12	vs Boston College (N) (11/20/2021)
3 PT FG PERCENTAGE	.167 (3-18)	at Arizona (01/15/2022)
	.167 (2-12)	BYU (11/27/2021)
FREE THROWS MADE	3	at Arizona St. (01/17/2022)
	5	Fresno St. (12/21/2021)
FREE THROW ATTEMPTS	7	Fresno St. (12/21/2021)
	8	vs Tulsa (N) (11/21/2021)
FREE THROW PERCENTAGE	.250 (3-12)	at Arizona St. (01/17/2022)
	.471 (8-17)	Abilene Christian (11/09/2021)
REBOUNDS	26	Washington (01/06/2022)
	27	Manhattan (12/11/2021)
ASSISTS	5	Sacramento St. (11/13/2021)
	6	at Missouri (12/18/2021)
STEALS	2	at Arizona St. (01/17/2022)
	3	at Southern California (12/01/2021)
BLOCKED SHOTS	0	Bethune-Cookman (11/15/2021)
	1	California (12/05/2021)
	1	vs Tulsa (N) (11/21/2021)
	1	vs Boston College (N) (11/20/2021)
TURNOVERS	6	Washington (01/06/2022)
	6	at Missouri (12/18/2021)
	6	Manhattan (12/11/2021)
	6	vs TCU (N) (12/08/2021)
FOULS	12	Washington (01/06/2022)
	13	BYU (11/27/2021)





2021-22 TEAM/OPP INDIVIDUAL HIGHS

Utah - Individual Game Highs

POINTS	28	Both Gach at Southern California (12/01/2021)
	25	David Jenkins Jr. vs Bethune-Cookman (11/15/2021)
	22	David Jenkins Jr. at Oregon St. (12/30/2021)
	21	David Jenkins Jr. at Southern California (12/01/2021)
	21	Brandon Carlson vs Sacramento St. (11/13/2021)
FIELD GOALS MADE	10	Both Gach at Southern California (12/01/2021)
	8	Brandon Carlson vs Sacramento St. (11/13/2021)
FIELD GOAL ATTEMPTS	14	Both Gach at Southern California (12/01/2021)
	13	Dusan Mahoric at Arizona (01/15/2022)
	13	Marco Anthony at Missouri (12/18/2021)
	13	Both Gach vs TCU (N) (12/08/2021)
	13	Brandon Carlson vs BYU (11/27/2021)
FIELD GOAL PERCENTAGE (min 5 made)	13	Rollie Worster vs Abilene Christian (11/09/2021)
	.800 (8-10)	Brandon Carlson vs Sacramento St. (11/13/2021)
	.778 (7-9)	Brandon Carlson vs Manhattan (12/11/2021)
3 PT FG MADE	6	David Jenkins Jr. vs Bethune-Cookman (11/15/2021)
	5	Gabe Madsen vs Southern California (01/22/2022)
	5	David Jenkins Jr. at Oregon St. (12/30/2021)
	5	David Jenkins Jr. at Southern California (12/01/2021)
	5	David Jenkins Jr. vs Abilene Christian (11/09/2021)
3 PT FG ATTEMPTS	11	Gabe Madsen vs Southern California (01/22/2022)
	9	David Jenkins Jr. at Southern California (12/01/2021)
	9	David Jenkins Jr. vs Bethune-Cookman (11/15/2021)
	9	David Jenkins Jr. vs Abilene Christian (11/09/2021)
3 PT FG PERCENTAGE (min 2 made)	1.000 (2-2)	Marco Anthony at Oregon St. (12/30/2021)
	1.000 (2-2)	Brandon Carlson vs Sacramento St. (11/13/2021)
FREE THROWS MADE	8	Lahat Thioune vs Manhattan (12/11/2021)
	7	David Jenkins Jr. at Oregon St. (12/30/2021)
	7	Both Gach at Missouri (12/18/2021)
FREE THROW ATTEMPTS	9	David Jenkins Jr. at Oregon St. (12/30/2021)
	9	Both Gach vs TCU (N) (12/08/2021)
FREE THROW PERCENTAGE (min 3 made)	1.000 (8-8)	Lahat Thioune vs Manhattan (12/11/2021)
	1.000 (6-6)	Dusan Mahoric vs Washington St. (01/08/2022)
	1.000 (6-6)	Brandon Carlson vs TCU (N) (12/08/2021)
	1.000 (6-6)	Brandon Carlson vs Bethune-Cookman (11/15/2021)
	1.000 (5-5)	Riley Battin vs Manhattan (12/11/2021)
	1.000 (5-5)	Lazar Stefanovic vs TCU (N) (12/08/2021)
	1.000 (5-5)	David Jenkins Jr. vs Bethune-Cookman (11/15/2021)
	1.000 (4-4)	Lazar Stefanovic vs Southern California (01/22/2022)
	1.000 (4-4)	David Jenkins Jr. at Arizona St. (01/17/2022)
	1.000 (4-4)	Rollie Worster at Arizona (01/15/2022)
	1.000 (4-4)	Lahat Thioune at Arizona (01/15/2022)
	1.000 (4-4)	Both Gach vs Washington St. (01/08/2022)
	1.000 (4-4)	Rollie Worster at Oregon (01/01/2022)
	1.000 (4-4)	David Jenkins Jr. vs Tulsa (N) (11/21/2021)
	1.000 (4-4)	Riley Battin vs Boston College (N) (11/20/2021)
	1.000 (4-4)	Marco Anthony vs Sacramento St. (11/13/2021)
	1.000 (3-3)	Gabe Madsen vs Southern California (01/22/2022)
REBOUNDS	1.000 (3-3)	Jaxon Brenchley vs UCLA (01/20/2022)
	1.000 (3-3)	Rollie Worster vs TCU (N) (12/08/2021)
	1.000 (3-3)	David Jenkins Jr. vs BYU (11/27/2021)
	17	Marco Anthony vs Sacramento St. (11/13/2021)
	13	Marco Anthony vs Washington (01/06/2022)
ASSISTS	13	Brandon Carlson vs Tulsa (N) (11/21/2021)
	7	Rollie Worster vs Boston College (N) (11/20/2021)
	6	Rollie Worster vs Southern California (01/22/2022)
	6	Marco Anthony vs Sacramento St. (11/13/2021)
	6	Rollie Worster vs Abilene Christian (11/09/2021)
STEALS	3	Rollie Worster vs Sacramento St. (11/13/2021)
	2	Both Gach vs UCLA (01/20/2022)
	2	Gabe Madsen vs UCLA (01/20/2022)
	2	Rollie Worster vs Washington St. (01/08/2022)
	2	Rollie Worster at Oregon (01/01/2022)
	2	Marco Anthony at Oregon (01/01/2022)
	2	Jaxon Brenchley vs Fresno St. (12/21/2021)
	2	Both Gach vs Fresno St. (12/21/2021)
	2	Lahat Thioune vs California (12/05/2021)
	2	Riley Battin vs BYU (11/27/2021)
	2	Marco Anthony vs Abilene Christian (11/09/2021)
BLOCKED SHOTS	6	Brandon Carlson vs TCU (N) (12/08/2021)
	3	Brandon Carlson vs BYU (11/27/2021)
	3	Brandon Carlson vs Boston College (N) (11/20/2021)
	3	Brandon Carlson vs Bethune-Cookman (11/15/2021)
	3	Marco Anthony vs Sacramento St. (11/13/2021)
TURNOVERS	5	Lazar Stefanovic at Arizona (01/15/2022)
	5	Rollie Worster at Oregon (01/01/2022)
	5	Both Gach at Oregon St. (12/30/2021)
	5	Brandon Carlson vs Abilene Christian (11/09/2021)
FOULS	5	Lazar Stefanovic vs Washington St. (01/08/2022)
	5	Rollie Worster vs Washington (01/06/2022)
	5	David Jenkins Jr. at Oregon (01/01/2022)
	5	Brandon Carlson at Oregon St. (12/30/2021)
	5	Riley Battin at Missouri (12/18/2021)
	5	Rollie Worster vs Tulsa (N) (11/21/2021)
	5	Brandon Carlson vs Abilene Christian (11/09/2021)

Opponent - Individual Game Highs

POINTS	32	Azuolas Tubellis at Arizona (01/15/2022)
	28	Johnny Juzang vs UCLA (01/20/2022)
	28	Mike Miles vs TCU (N) (12/08/2021)
	27	Kobe Brown at Missouri (12/18/2021)
	26	Will Richardson at Oregon (01/01/2022)
FIELD GOALS MADE	14	Azuolas Tubellis at Arizona (01/15/2022)
	9	Drew Peterson vs Southern California (01/22/2022)
	9	Johnny Juzang vs UCLA (01/20/2022)
	9	Kimani Lawrence at Arizona St. (01/17/2022)
	9	Will Richardson at Oregon (01/01/2022)
FIELD GOAL ATTEMPTS	9	Jacob Young at Oregon (01/01/2022)
	9	Mike Miles vs TCU (N) (12/08/2021)
FIELD GOAL PERCENTAGE (min 5 made)	24	Azuolas Tubellis at Arizona (01/15/2022)
	19	Sam Griffin vs Tulsa (N) (11/21/2021)
3 PT FG MADE	1.000 (7-7)	Christian Koloko at Arizona (01/15/2022)
	.900 (9-10)	Drew Peterson vs Southern California (01/22/2022)
3 PT FG ATTEMPTS	5	Drew Peterson vs Southern California (01/22/2022)
	5	Tyrell Roberts vs Washington St. (01/08/2022)
	5	Cole Bajema vs Washington (01/06/2022)
	5	Will Richardson at Oregon (01/01/2022)
	5	Tyrell Roberts vs Washington St. (01/08/2022)
3 PT FG PERCENTAGE (min 2 made)	8	Justin Kier at Arizona (01/15/2022)
	8	Cole Bajema vs Washington (01/06/2022)
	8	Junior Ballard vs Fresno St. (12/21/2021)
	8	Sam Griffin vs Tulsa (N) (11/21/2021)
	8	William FitzPatrick vs Sacramento St. (11/13/2021)
	1.000 (5-5)	Drew Peterson vs Southern California (01/22/2022)
	1.000 (2-2)	Dexter Akanno at Oregon St. (12/30/2021)
	1.000 (2-2)	Te'jon Lucas vs BYU (11/27/2021)
FREE THROWS MADE	1.000 (2-2)	Damani McEntire vs Bethune-Cookman (11/15/2021)
	1.000 (2-2)	Immanuel Allen vs Abilene Christian (11/09/2021)
FREE THROW ATTEMPTS	11	Kobe Brown at Missouri (12/18/2021)
	11	Alex Barcello vs BYU (11/27/2021)
FREE THROW PERCENTAGE (min 3 made)	12	Kobe Brown at Missouri (12/18/2021)
	1.000 (8-8)	Boogie Ellis vs Southern California (01/22/2022)
	1.000 (6-6)	Damani McEntire vs Bethune-Cookman (11/15/2021)
	1.000 (4-4)	Efe Abogidi vs Washington St. (01/08/2022)
	1.000 (4-4)	Jose Perez vs Manhattan (12/11/2021)
	1.000 (4-4)	Zach Chappell vs Sacramento St. (11/13/2021)
	1.000 (3-3)	Benedict Mathurin at Arizona (01/15/2022)
	1.000 (3-3)	Dashawn Davis at Oregon St. (12/30/2021)
	13	Isaiah Mobley at Southern California (12/01/2021)
	12	Caleb Lohner vs BYU (11/27/2021)
ASSISTS	8	Justin Kier at Arizona (01/15/2022)
	8	Terrell Brown Jr. vs Washington (01/06/2022)
	8	Dashawn Davis at Oregon St. (12/30/2021)
STEALS	7	Damani McEntire vs Bethune-Cookman (11/15/2021)
	5	Warith Alatishe at Oregon St. (12/30/2021)
BLOCKED SHOTS	4	Christian Koloko at Arizona (01/15/2022)
	4	Joshua Morgan at Southern California (12/01/2021)
TURNOVERS	5	N'Faly Dante at Oregon (01/01/2022)
	4	Chevez Goodwin vs Southern California (01/22/2022)
	4	Isaiah Hill vs Fresno St. (12/21/2021)
	4	Te'jon Lucas vs BYU (11/27/2021)
FOULS	5	Javon Pickett at Missouri (12/18/2021)
	5	Andre Kelly vs California (12/05/2021)
	5	Joel Brown vs California (12/05/2021)
	5	Akil Evans vs Sacramento St. (11/13/2021)



2021-22 POINTS-REBOUNDS-ASSISTS

Opponent	Date	Score	0	1	2	3	5	10	11	13	20	21	25
			THIOUNE, LA	JENKINS JR	GACH, BOTH	HOLT, BOSTY	BRENCHELEY	ANTHONY, MA	BATTIN, RIL	BALLSTAEDT	STEFANOVIC	MAHORCIC, D	WORSTER, RO
Abilene Christian	11/09/2021	70-56 W	0-0-0	15-6-0	DNP	0-0-0	0-0-0	10-9-1	8-10-2	0-0-1	0-2-0	11-8-1	12-7-6
Sacramento St.	11/13/2021	89-56 W	2-3-0	7-0-1	11-2-3	5-5-1	6-3-0	6-17-6	6-5-2	5-1-0	9-0-0	2-5-2	9-4-1
Bethune-Cookman	11/15/2021	86-55 W	4-2-0	25-1-4	11-0-0	7-4-3	0-0-0	2-4-2	5-4-3	2-3-1	4-2-1	4-8-1	7-4-2
vs Boston College	11/20/2021	68-61 W	DNP	13-1-0	7-3-0	DNP	0-0-0	9-7-2	7-5-5	0-0-1	9-1-0	4-2-0	6-5-7
vs Tulsa	11/21/2021	72-58 W	DNP	13-1-0	11-3-2	DNP	2-6-0	5-7-0	0-6-4	DNP	12-1-0	2-1-2	12-5-4
BYU	11/27/2021	64-75 L	0-3-0	9-0-1	4-2-1	DNP	2-1-0	DNP	7-4-0	DNP	12-0-1	0-0-0	13-6-5
at Southern California	12/01/2021	73-93 L	2-11-0	21-4-0	28-4-2	DNP	2-1-2	DNP	10-3-1	0-0-0	4-2-0	DNP	4-1-4
California	12/05/2021	66-58 W	8-6-1	2-5-2	19-6-3	DNP	3-1-0	DNP	5-3-1	DNP	11-6-3	DNP	6-6-2
vs TCU	12/08/2021	62-76 L	4-5-1	7-1-1	16-5-2	DNP	DNP	6-4-1	0-1-1	DNP	5-4-1	DNP	8-4-5
Manhattan	12/11/2021	96-62 W	16-7-1	6-2-0	12-5-3	DNP	5-0-4	8-4-2	14-7-4	3-0-0	6-4-3	DNP	3-3-4
at Missouri	12/18/2021	75-83 L	4-5-0	18-0-1	15-5-4	DNP	0-1-0	16-8-2	7-1-0	DNP	2-2-1	DNP	7-4-1
Fresno St.	12/21/2021	55-50 W	10-6-0	7-4-1	0-1-3	DNP	5-3-1	11-6-0	5-4-3	DNP	9-4-1	DNP	8-3-2
at Oregon St.	12/30/2021	76-88 L	4-1-0	22-4-0	9-2-5	DNP	1-0-1	10-6-5	7-7-1	DNP	4-2-1	DNP	7-1-2
at Oregon	01/01/2022	66-79 L	8-3-0	0-0-1	6-0-2	DNP	2-0-1	14-8-1	4-3-2	DNP	10-4-3	DNP	7-4-2
Washington	01/06/2022	68-74 L	2-2-1	0-2-0	0-0-0	DNP	2-0-2	10-13-4	6-4-2	DNP	12-5-2	2-1-1	10-7-2
Washington St.	01/08/2022	61-77 L	6-5-1	10-1-0	15-2-3	DNP	DNP	10-7-0	3-2-1	DNP	7-2-1	8-8-1	2-2-1
at Arizona	01/15/2022	64-82 L	10-2-0	3-1-1	12-2-1	DNP	0-0-0	7-2-0	4-8-0	2-0-1	4-3-1	10-3-2	4-5-2
at Arizona St.	01/17/2022	62-64 L	0-2-1	14-3-2	8-2-1	DNP	DNP	8-6-0	2-5-1	DNP	5-5-2	12-8-0	13-6-3
UCLA	01/20/2022	58-63 L	2-2-0	0-0-1	11-4-5	DNP	8-2-1	5-6-2	3-3-0	0-0-0	18-2-2	3-3-1	2-4-1
Southern California	01/22/2022	67-79 L	2-4-0	0-0-0	4-2-0	DNP	2-3-1	7-5-2	3-0-1	6-0-1	10-4-3	9-5-2	4-3-6
Opponent	Date	Score	34	35	55								
			CREER, HARR	CARLSON, BR	MADSEN, GAB								
Abilene Christian	11/09/2021	70-56 W	DNP	14-10-1	0-0-0								
Sacramento St.	11/13/2021	89-56 W	0-2-0	21-1-2	DNP								
Bethune-Cookman	11/15/2021	86-55 W	1-2-1	14-9-2	DNP								
vs Boston College	11/20/2021	68-61 W	DNP	13-3-2	DNP								
vs Tulsa	11/21/2021	72-58 W	DNP	15-13-1	DNP								
BYU	11/27/2021	64-75 L	DNP	17-6-2	DNP								
at Southern California	12/01/2021	73-93 L	0-0-0	2-1-0	DNP								
California	12/05/2021	66-58 W	DNP	12-4-0	0-1-1								
vs TCU	12/08/2021	62-76 L	DNP	16-9-1	0-0-0								
Manhattan	12/11/2021	96-62 W	2-0-0	15-5-4	6-2-3								
at Missouri	12/18/2021	75-83 L	DNP	DNP	6-0-1								
Fresno St.	12/21/2021	55-50 W	DNP	DNP	0-0-1								
at Oregon St.	12/30/2021	76-88 L	DNP	9-9-1	3-1-0								
at Oregon	01/01/2022	66-79 L	DNP	15-6-1	0-1-1								
Washington	01/06/2022	68-74 L	DNP	12-7-2	12-1-2								
Washington St.	01/08/2022	61-77 L	DNP	DNP	0-1-0								
at Arizona	01/15/2022	64-82 L	DNP	DNP	8-1-1								
at Arizona St.	01/17/2022	62-64 L	DNP	DNP	0-1-0								
UCLA	01/20/2022	58-63 L	DNP	DNP	6-1-1								
Southern California	01/22/2022	67-79 L	DNP	DNP	20-1-0								

2021-22 SPECIALTY STATS

DATE	OPPONENT	POINTS OFF T/O		POINTS IN THE PAINT		SECOND CHANCE POINTS		FAST BREAK POINTS		BENCH POINTS	
		UTAH	OPP.	UTAH	OPP.	UTAH	OPP.	UTAH	OPP.	UTAH	OPP.
11/9/2021	Abilene Christian	19	18	28	30	23	8	12	7	11	26
11/13/2021	Sacramento State	9	15	40	28	21	8	19	6	40	23
11/15/2021	Bethune Cookman	7	17	30	18	12	12	6	7	33	13
11/20/2021	vs. Boston College	15	11	28	26	0	9	3	8	20	16
11/21/2021	vs. Tulsa	9	11	28	30	8	6	10	10	27	14
11/27/2021	#18/18 BYU	9	9	28	48	7	17	5	6	14	12
12/1/2021	at #20/18 USC	6	10	26	54	7	13	8	14	8	20
12/5/2021	California	5	6	26	20	10	8	0	1	22	20
12/8/2021	vs. TCU	4	10	28	44	1	10	6	18	15	23
12/11/2021	Manhattan	8	12	42	26	18	9	12	7	44	24
12/18/2021	at Mizzou	7	13	16	38	7	15	7	5	28	39
12/21/2021	Fresno State	7	9	18	18	11	11	4	2	12	13
12/30/2021	at Oregon State	8	23	24	40	13	7	13	19	34	12
1/1/2022	at Oregon	15	15	24	36	14	3	6	22	20	7
1/6/2022	Washington	10	22	30	30	17	4	3	14	18	19
1/8/2022	Washington State	18	12	18	28	6	10	8	6	33	26
1/15/2022	at #6/6 Arizona	21	26	28	56	8	13	8	13	35	13
1/17/2022	at Arizona State	5	21	22	36	19	19	6	2	34	22
1/20/2022	#9/9 UCLA	4	15	6	14	5	13	9	5	28	3
1/22/2022	#16/15 USC										
1/26/2022	at Washington State										
1/29/2022	at Washington										
2/3/2022	Oregon State										
2/5/2022	Oregon										
2/12/2022	at Colorado										
2/17/2022	at Stanford										
2/19/2022	at California										
2/24/2022	Arizona										
2/26/2022	Arizona State										
3/5/2022	Colorado										
3/9/2022	Pac-12 First Round										
3/10/2022	Pac-12 Quarterfinals										
3/11/2022	Pac-12 Semifinals										
3/12/2022	Pac-12 Championship										
TOTALS		191	285	510	660	213	210	147	182	510	357
AVERAGE		9.6	14.3	25.5	33.0	10.7	10.5	7.4	9.1	51.0	17.9



#0 THIOUNE LAHAT

Junior • Center • 6-10 • 228
Dakar, Senegal • Florida Prep

Stat	2021-22 Season High	Career High
Points	16, MANHATTAN, 12/11/21	Same
Rebounds	11, at #20/18 USC, 12/1/21	Same
Assists	1, 6x, Last at Arizona State, 1/17/22	1, 8x, Last at Arizona State, 1/17/22
Blocks	1, 4x, Last at Oregon, 1/1/22	2, 3x, Last vs. #4/6 OREGON, 1/4/20
Steals	2, CALIFORNIA, 12/5/21	2, 2x, Last vs. CALIFORNIA, 12/5/21
FGs Made	4, 3x, Last at Oregon, 1/1/22	4, 4x, Last at Oregon, 1/1/22
FGs Attempted	7, FRESNO STATE, 12/21/21	Same
3FGs Made	--	1, ARIZONA STATE, 3/6/21
3FGs Attempted	--	1, ARIZONA STATE, 3/6/21
FTs Made	8, MANHATTAN, 12/11/21	Same
FTs Attempted	8, MANHATTAN, 12/11/21	Same

2021-22 SEASON HIGHLIGHTS

- Saw limited minutes in season-opener against Abilene Christian
- Scored his first points of the season vs. Sacramento State
- Career-high 11rebs and 25+ minutes of action against #20/18 USC
- Solid night off the bench scoring 8pts (3-3 FGM) with 6rebs against Cal
- Career-high 16pts & 7rebs on 4-5 FGM and 8-8 FTM in win vs. Manhattan
- 1st start of the season, posting 10pts and 6rebs against Fresno State

- Posted 8pts with 3rebs and a blk at Oregon
- Made 2nd start of the year with 6pts (3-3) and 5rebs vs. Wazzu
- Had 10pts on 3-5 shooting in 3rd start of the year at #6/6 Arizona

2021-22 GAME-BY-GAME STATISTICS

Opponent	Date	GS	MIN	Total		3-Pointers		Free throws		Rebounds				PF	A	TO	BLK	STL	PTS	AVG
				FG-FGA	PCT	3FG-3FGA	PCT	FT-FTA	PCT	OFF	DEF	TOT	AVG							
Abilene Christian	11/09/2021		01:49	0-0	.000	0-0	.000	0-0	.000	0	0	0	0.0	2	0	1	0	0	0	0.0
Sacramento St.	11/13/2021		08:37	1-1	1.000	0-0	.000	0-0	.000	1	2	3	1.5	2	0	1	1	0	2	1.0
Bethune-Cookman	11/15/2021		07:41	2-2	1.000	0-0	.000	0-0	.000	0	2	2	1.7	2	0	0	1	0	4	2.0
BYU	11/27/2021		06:58	0-0	.000	0-0	.000	0-0	.000	0	3	3	2.0	0	0	0	0	0	0	1.5
at Southern California	12/01/2021		25:27	1-3	.333	0-0	.000	0-0	.000	5	6	11	3.8	2	0	2	1	0	2	1.6
California	12/05/2021		18:58	3-3	1.000	0-0	.000	2-2	1.000	1	5	6	4.2	1	1	1	0	2	8	2.7
vs TCU	12/08/2021		10:52	2-2	1.000	0-0	.000	0-0	.000	0	5	5	4.3	0	1	1	0	1	4	2.9
Manhattan	12/11/2021		12:51	4-5	.800	0-0	.000	8-8	1.000	3	4	7	4.6	2	1	2	0	1	16	4.5
at Missouri	12/18/2021		13:57	2-3	.667	0-0	.000	0-1	.000	1	4	5	4.7	2	0	2	0	0	4	4.4
Fresno St.	12/21/2021	*	24:27	4-7	.571	0-0	.000	2-4	.500	2	4	6	4.8	1	0	1	0	0	10	5.0
at Oregon St.	12/30/2021		12:12	1-1	1.000	0-0	.000	2-2	1.000	1	0	1	4.5	1	0	2	0	1	4	4.9
at Oregon	01/01/2022		12:04	4-6	.667	0-0	.000	0-0	.000	1	2	3	4.3	2	0	1	1	0	8	5.2
Washington	01/06/2022		06:53	1-2	.500	0-0	.000	0-0	.000	1	1	2	4.2	1	1	1	0	0	2	4.9
Washington St.	01/08/2022	*	16:02	3-3	1.000	0-0	.000	0-0	.000	2	3	5	4.2	1	1	2	0	0	6	5.0
at Arizona	01/15/2022	*	17:47	3-5	.600	0-0	.000	4-4	1.000	2	0	2	4.1	2	0	0	0	1	10	5.3
at Arizona St.	01/17/2022	*	14:58	0-0	.000	0-0	.000	0-0	.000	0	2	2	3.9	2	1	3	0	0	0	5.0
UCLA	01/20/2022	*	08:23	1-2	.500	0-0	.000	0-0	.000	1	1	2	3.8	0	0	1	0	0	2	4.8
Southern California	01/22/2022		10:17	1-3	.333	0-0	.000	0-0	.000	1	3	4	3.8	2	0	1	0	1	2	4.7
Totals		5	230:12	33-48	.688	0-0	.000	18-21	.857	22	47	69	3.8	25	6	22	4	7	84	4.7

Player Averages

Games Played	Minutes/game	Points/game	FG Pct	3FG Pct	FT Pct	Rebounds/game	Assists/game	Turnovers/game	Assist/Turnover ratio	Steals/game	Blocks/game
18	12.8	4.7	68.8	0.0	85.7	3.8	0.3	1.2	0.3	0.4	0.2

THIOUNE'S CAREER STATISTICS

				Field Goals		3-Point		F-Throws		Rebounds									Scoring	
SEASON	TEAM	GP-GS	MIN/AVG	FG-FGA	FG%	3FG-3FGA	3FG%	FT-FTA	FT%	OFF	DEF	TOT	AVG	PF-FO	A	TO	BLK	STL	PTS	AVG
2019-20	Utah	25-2	224/9.0	16-24	.667	0-0	.000	13-20	.650	19	39	58	2.3	28-0	1	11	8	4	45	1.8
2020-21	Utah	20-0	113/5.6	11-16	.688	1-1	1.000	4-4	1.000	10	13	23	1.2	14-0	1	9	0	4	27	1.4
2021-22	Utah	18-5	230/12.8	33-48	.688	0-0	.000	18-21	.857	22	47	69	3.8	25-0	6	22	4	7	84	4.7
TOTAL		63-7	567/9.0	60-88	.682	1-1	1.000	35-45	.778	51	99	150	2.4	67-0	8	42	12	15	156	2.5



#1

JENKINS JR DAVID

Senior • Guard • 6-1 • 204
Tacoma, Wash. • Wilson Senior HS
South Dakota State • UNLV

Stat	2021-22 Season High	Career High
Points	25, BETHUNE-COOKMAN, 11/15/21	35, at Memphis, 12/4/18
Rebounds	6, ABILENE CHRISTIAN, 11/9/21	8, ORAL ROBERTS, 1/12/19
Assists	4, BETHUNE-COOKMAN, 11/15/21	6, at North Dakota State, 2/16/19
Blocks	--	1, 2x, Last at San José State, 2/19/21
Steals	1, 4x, Last at Oregon, 1/1/22	3, 2x, Last at Nevada, 1/31/21
FGs Made	7, BETHUNE-COOKMAN, 11/15/21	13, 2x, Last at Colorado State, 1/9/21
FGs Attempted	12, at #20/18 USC, 12/1/21	23, 4x, Last vs. SAN DIEGO STATE, 3/3/21
3FGs Made	6, BETHUNE-COOKMAN, 11/15/21	10, at Omaha, 2/14/19
3FGs Attempted	9, 3x, Last at #20/18 USC, 12/1/21	15, at Omaha, 2/14/19
FTs Made	7, at Oregon State, 12/30/21	11, GRAND CANYON, 11/6/18
FTs Attempted	9, at Oregon State, 12/30/21	15, GRAND CANYON, 11/6/18

2021-22 SEASON HIGHLIGHTS

- Led team with 15pts, 6rebs on 4-9 from 3FG in season-opening win vs. ACU
- Went 6-9 from 3 for 25pts and 4asts against Bethune-Cookman
- Named to Sunshine Slam All-Tournament Team after averaging 13pts
- Scored 14 of 21pts in 2H at #20/18 USC on 5-9 from deep
- Came off the bench for the 1st time this season
- Had 18pts on 4-7 from 3-point range against Missouri off the bench
- Added 7pts & 4rebs on 2-4 from deep off the bench vs. Fresno State
- Posted 22pts on 5-8 from 3-point range at Oregon State
- Scored 10pts off the bench against Washington State
- Team-high 14pts off the bench with 3rebs and 2asts in loss at Arizona State

2021-22 GAME-BY-GAME STATISTICS

Opponent	Date	GS	MIN	Total		3-Pointers		Free throws		Rebounds				PF	A	TO	BLK	STL	PTS	AVG
				FG-FGA	PCT	3FG-3FGA	PCT	FT-FTA	PCT	OFF	DEF	TOT	AVG							
Abilene Christian	11/09/2021	*	30:23	5-11	.455	4-9	.444	1-1	1.000	0	6	6	6.0	4	0	3	0	0	15	15.0
Sacramento St.	11/13/2021	*	18:10	1-4	.250	1-4	.250	4-5	.800	0	0	0	3.0	2	1	1	0	0	7	11.0
Bethune-Cookman	11/15/2021	*	25:18	7-10	.700	6-9	.667	5-5	1.000	0	1	1	2.3	1	4	1	0	1	25	15.7
vs Boston College	11/20/2021	*	28:29	4-8	.500	2-5	.400	3-4	.750	0	1	1	2.0	1	0	0	0	0	13	15.0
vs Tulsa	11/21/2021	*	24:08	3-9	.333	3-8	.375	4-4	1.000	0	1	1	1.8	2	0	1	0	0	13	14.6
BYU	11/27/2021	*	29:33	2-9	.222	2-8	.250	3-3	1.000	0	0	0	1.5	1	1	2	0	0	9	13.7
at Southern California	12/01/2021	*	29:32	5-12	.417	5-9	.556	6-7	.857	1	3	4	1.9	4	0	0	0	0	21	14.7
California	12/05/2021	*	24:58	1-9	.111	0-4	.000	0-0	.000	0	5	5	2.3	1	2	0	0	0	2	13.1
vs TCU	12/08/2021	*	27:42	3-11	.273	1-7	.143	0-0	.000	0	1	1	2.1	3	1	1	1	1	7	12.4
Manhattan	12/11/2021		14:35	2-3	.667	2-3	.667	0-0	.000	0	2	2	2.1	3	0	2	0	0	6	11.8
at Missouri	12/18/2021		25:33	6-10	.600	4-7	.571	2-2	1.000	0	0	0	1.9	1	1	1	0	0	18	12.4
Fresno St.	12/21/2021		21:22	2-5	.400	2-4	.500	1-2	.500	0	4	4	2.1	3	1	2	0	0	7	11.9
at Oregon St.	12/30/2021		30:12	5-10	.500	5-8	.625	7-9	.778	0	4	4	2.2	3	0	2	0	1	22	12.7
at Oregon	01/01/2022		14:51	0-1	.000	0-1	.000	0-0	.000	0	0	0	2.1	5	1	2	0	1	0	11.8
Washington	01/06/2022		17:07	0-3	.000	0-3	.000	0-0	.000	0	2	2	2.1	2	0	1	0	0	0	11.0
Washington St.	01/08/2022		21:02	2-5	.400	1-2	.500	5-7	.714	0	1	1	2.0	2	0	1	0	0	10	10.9
at Arizona	01/15/2022		08:39	1-3	.333	1-1	1.000	0-0	.000	0	1	1	1.9	0	1	2	0	0	3	10.5
at Arizona St.	01/17/2022		24:35	4-11	.364	2-6	.333	4-4	1.000	0	3	3	2.0	1	2	2	0	0	14	10.7
UCLA	01/20/2022		04:48	0-0	.000	0-0	.000	0-0	.000	0	0	0	1.9	2	1	0	0	0	0	10.1
Southern California	01/22/2022		02:59	0-1	.000	0-0	.000	0-0	.000	0	0	0	1.8	1	0	1	0	0	0	9.6
Totals			9	423:56	.393	53-135	.418	45-53	.849	1	35	36	1.8	42	16	25	1	4	192	9.6

Player Averages

Games Played	Minutes/game	Points/game	FG Pct	3FG Pct	FT Pct	Rebounds/game	Assists/game	Turnovers/game	Assist/Turnover ratio	Steals/game	Blocks/game
20	21.2	9.6	39.3	41.8	84.9	1.8	0.8	1.3	0.6	0.2	0.1

JENKINS JR'S CAREER STATISTICS

				Field Goals		3-Point		F-Throws		Rebounds				Scoring						
SEASON	TEAM	GP-GS	MIN/AVG	FG-FGA	FG%	3FG-3FGA	3FG%	FT-FTA	FT%	OFF	DEF	TOT	AVG	PF-FO	A	TO	BLK	STL	PTS	AVG
2017-18	SDSU	35-22	1032/29.5	183-424	.432	84-220	.382	115-144	.799	10	103	113	3.2	68-0	57	59	0	13	565	16.1
2018-19	SDSU	32-32	1056/33.0	205-448	.458	112-247	.453	107-135	.793	14	94	108	3.4	88-2	49	84	0	15	629	19.7
2020-21	UNLV	27-20	787/29.2	137-343	.399	74-181	.409	51-66	.773	10	54	64	2.4	58-4	44	45	2	11	399	14.8
2021-22	Utah	20-9	424/21.2	53-135	.393	41-98	.418	45-53	.849	1	35	36	1.8	42-1	16	25	1	4	192	9.6
TOTAL FOR Utah		20-9	424/21.2	53-135	.393	41-98	.418	45-53	.849	1	35	36	1.8	42-1	16	25	1	4	192	9.6
TOTAL		114-83	3299/28.9	578-1350	.428	311-746	.417	318-398	.799	35	286	321	2.8	256-7	166	213	3	43	1785	15.7



#2 GACH BOTH

Senior • Guard • 6-6 • 189
Austin, Minn. • Arizona Compass Prep
Utah • Minnesota

Stat	2021-22 Season High	Career High
Points	28, at #20/18 USC, 12/1/21	28, 2x, Last at #20/18 USC, 12/1/21
Rebounds	6, CALIFORNIA, 12/5/21	10, MISSISSIPPI VALLEY STATE, 11/8/19
Assists	5, 2x, Last vs. #9/9 UCLA, 1/20/22	10, MISSISSIPPI VALLEY STATE, 11/8/19
Blocks	1, at #6/6 Arizona, 1/15/22	1, 11x, Last at #6/6 Arizona, 1/15/22
Steals	2, 2x, Last vs. #9/9 UCLA, 1/20/22	3, 2x, Last vs. LMU 11/28/20
FGs Made	10, at #20/18 USC, 12/1/21	Same
FGs Attempted	14, at #20/18 USC, 12/1/21	20, OREGON, 1/4/20
3FGs Made	3, 2x, Last vs. CALIFORNIA, 12/5/21	4, 2x, last vs. OREGON, 1/4/20
3FGs Attempted	7, Last vs. #9/9 UCLA, 1/20/22	12, OREGON, 1/4/20
FTs Made	7, at Missouri, 12/18/21	8, 2x, Last vs. COLORADO, 3/7/20
FTs Attempted	9, vs. TCU, 12/8/21	9, 2x, Last vs. TCU, 12/8/21

2021-22 SEASON HIGHLIGHTS

- Made his season-debut vs. Sacramento State with 11pts, 2rebs, 3asts
- Averaged 9pts and 3rebs in 2 games to help Utah win Sunshine Slam Crown
- Scored 24-of-28 career-tying points in 2H on 10-14 shooting at #20/18 USC
- Team-high 19pts (7-10 FGM) and 6rebs with 3asts in win vs. Cal at home
- Posted team-high 16pts & 5rebs vs. TCU
- Averging 15.8pts & 3.6rebs last 5 starts after 12pts, 4rebs, 3asts vs. Manhattan
- Had 15pts, 5rebs & season-high 4asts against Missouri
- Scored 9pts with 2rebs and season-high 5asts
- Team-high 15pts (5-10 FGM), 2rebs, 3asts & 1stl vs. Washington State
- Team-high 12pts (4-9 FGM) at #6/6 Arizona
- Recorded 11pts, 4rebs, & 5asts in near loss at home to #9/9 UCLA

2021-22 GAME-BY-GAME STATISTICS

Opponent	Date	GS	MIN	Total		3-Pointers		Free throws		Rebounds				PF	A	TO	BLK	STL	PTS	AVG
				FG-FGA	PCT	3FG-3FGA	PCT	FT-FTA	PCT	OFF	DEF	TOT	AVG							
Sacramento St.	11/13/2021		19:27	4-6	.667	1-3	.333	2-2	1.000	0	2	2	2.0	0	3	3	0	0	11	11.0
Bethune-Cookman	11/15/2021		16:52	3-7	.429	2-6	.333	3-4	.750	0	0	0	1.0	2	0	2	0	0	11	11.0
vs Boston College	11/20/2021		17:53	3-7	.429	0-1	.000	1-1	1.000	1	2	3	1.7	1	0	1	0	0	7	9.7
vs Tulsa	11/21/2021		26:38	4-8	.500	0-2	.000	3-4	.750	1	2	3	2.0	0	2	1	0	0	11	10.0
BYU	11/27/2021	*	34:00	1-8	.125	1-5	.200	1-2	.500	0	2	2	2.0	2	1	2	0	1	4	8.8
at Southern California	12/01/2021	*	31:15	10-14	.714	3-5	.600	5-6	.833	0	4	4	2.3	3	2	0	0	0	28	12.0
California	12/05/2021	*	29:46	7-10	.700	3-4	.750	2-4	.500	1	5	6	2.9	0	3	3	0	1	19	13.0
vs TCU	12/08/2021	*	35:13	5-13	.385	1-3	.333	5-9	.556	2	3	5	3.1	0	2	1	0	0	16	13.4
Manhattan	12/11/2021	*	26:39	4-8	.500	2-3	.667	2-2	1.000	1	4	5	3.3	3	3	3	0	1	12	13.2
at Missouri	12/18/2021	*	30:10	3-9	.333	2-5	.400	7-8	.875	0	5	5	3.5	3	4	1	1	0	15	13.4
Fresno St.	12/21/2021		22:09	0-4	.000	0-4	.000	0-0	.000	0	1	1	3.3	0	3	2	0	2	0	12.2
at Oregon St.	12/30/2021	*	24:18	3-8	.375	1-5	.200	2-2	1.000	0	2	2	3.2	2	5	5	0	0	9	11.9
at Oregon	01/01/2022	*	16:56	2-3	.667	2-3	.667	0-0	.000	0	0	0	2.9	1	2	0	0	0	6	11.5
Washington	01/06/2022		08:38	0-1	.000	0-1	.000	0-0	.000	0	0	0	2.7	0	0	1	0	0	0	10.6
Washington St.	01/08/2022		27:47	5-10	.500	1-3	.333	4-4	1.000	1	1	2	2.7	3	3	4	0	1	15	10.9
at Arizona	01/15/2022		20:43	4-9	.444	2-4	.500	2-2	1.000	0	2	2	2.6	4	1	2	1	1	12	11.0
at Arizona St.	01/17/2022		14:00	1-3	.333	0-0	.000	6-7	.857	0	2	2	2.6	1	1	2	0	1	8	10.8
UCLA	01/20/2022		28:39	3-10	.300	2-7	.286	3-4	.750	1	3	4	2.7	3	5	4	0	2	11	10.8
Southern California	01/22/2022		16:23	2-3	.667	0-0	.000	0-0	.000	0	2	2	2.6	1	0	2	0	0	4	10.5
Totals		8	447:25	64-141	.454	23-64	.359	48-61	.787	8	42	50	2.6	29	40	39	2	10	199	10.5

Player Averages

Games Played	Minutes/game	Points/game	FG Pct	3FG Pct	FT Pct	Rebounds/game	Assists/game	Turnovers/game	Assist/Turnover ratio	Steals/game	Blocks/game
19	23.5	10.5	45.4	35.9	78.7	2.6	2.1	2.1	1.0	0.5	0.1

GACH'S CAREER STATISTICS

				Field Goals		3-Point		F-Throws		Rebounds				Scoring						
SEASON	TEAM	GP-GS	MIN/AVG	FG-FGA	FG%	3FG-3FGA	3FG%	FT-FTA	FT%	OFF	DEF	TOT	AVG	PF-FO	A	TO	BLK	STL	PTS	AVG
2018-19	Utah	30-14	606/20.2	77-163	.472	30-95	.316	48-56	.857	16	46	62	2.1	40-1	63	52	4	16	232	7.7
2019-20	Utah	27-25	820/30.4	102-257	.397	30-120	.250	55-71	.775	7	89	96	3.6	47-1	77	76	4	20	289	10.7
2020-21	MINN	29-16	657/22.7	67-167	.401	21-76	.276	42-52	.808	14	92	106	3.7	48-0	56	46	2	17	197	6.8
2021-22	Utah	19-8	447/23.5	64-141	.454	23-64	.359	48-61	.787	8	42	50	2.6	29-0	40	39	2	10	199	10.5
TOTAL FOR Utah		76-47	1873/24.6	243-561	.433	83-279	.297	151-188	.803	31	177	208	2.7	116-2	180	167	10	46	720	9.5
TOTAL		105-63	2530/24.1	310-728	.426	104-355	.293	193-240	.804	45	269	314	3.0	164-2	236	213	12	63	917	8.7



#3 HOLT BOSTYN

Junior • Forward • 6-6 • 199
Portland, Ore. • Roosevelt HS
Elite Prep • Coffeyville CC

Stat	2021-22 Season High	Career High
Points	7, BETHUNE-COOKMAN, 11/15/21	21, at Cloud County CC, 3/17/21
Rebounds	5, SACRAMENTO STATE, 11/13/21	13, vs. Cowley County CC, 4/24/21
Assists	3, BETHUNE-COOKMAN, 11/15/21	6, at Cowley County CC, 1/13/20
Blocks	1, ABILENE CHRISTIAN, 11/9/21	3, at Cloud County CC, 3/17/21
Steals	1, SACRAMENTO STATE, 11/13/21	3, 2x, Last vs. Odessa College, 4/20/21
FGs Made	2, BETHUNE-COOKMAN, 11/15/21	9, at Cloud County CC, 3/17/21
FGs Attempted	4, BETHUNE-COOKMAN, 11/15/21	12, 2x, Last at Cloud County CC, 3/17/21
3FGs Made	1, BETHUNE-COOKMAN, 11/15/21	3, DODGE CITY CC, 4/7/21
3FGs Attempted	2, BETHUNE-COOKMAN, 11/15/21	4, 2x, Last vs. DODGE CITY CC, 4/7/21
FTs Made	3, SACRAMENTO STATE, 11/13/21	5, 4x, Last vs. Northern Oklahoma College, 4/22/21
FTs Attempted	4, SACRAMENTO STATE, 11/13/21	8, vs. Northern Oklahoma College, 4/22/21

2021-22 SEASON HIGHLIGHTS

•Made DI collegiate debut in season-opening win vs. ACU with 1blk
•Scored his first DI points vs. Sacramento State, finishign with 5pts & 5rebs
•Out for the remainder of 2021-22 season due to ACL Injury prior to leaving for Sunshine Slam Tournament

2021-22 GAME-BY-GAME STATISTICS

Opponent	Date	GS	MIN	Total		3-Pointers		Free throws		Rebounds				PF	A	TO	BLK	STL	PTS	AVG
				FG-FGA	PCT	3FG-3FGA	PCT	FT-FTA	PCT	OFF	DEF	TOT	AVG							
Abilene Christian	11/09/2021		00:40	0-0	.000	0-0	.000	0-0	.000	0	0	0	0.0	0	0	0	1	0	0	0.0
Sacramento St.	11/13/2021		14:26	1-1	1.000	0-0	.000	3-4	.750	1	4	5	2.5	2	1	1	0	1	5	2.5
Bethune-Cookman	11/15/2021		10:57	2-4	.500	1-2	.500	2-2	1.000	2	2	4	3.0	0	3	0	0	0	7	4.0
Totals		0	26:03	3-5	.600	1-2	.500	5-6	.833	3	6	9	3.0	2	4	1	1	1	12	4.0

Player Averages

Games Played	Minutes/ game	Points/ game	FG Pct	3FG Pct	FT Pct	Rebounds/ game	Assists/ game	Turnovers/ game	Assist/Turnover ratio	Steals/ game	Blocks/ game
3	8.7	4.0	60.0	50.0	83.3	3.0	1.3	0.3	4.0	0.3	0.3

HOLT'S CAREER STATISTICS

				Field Goals		3-Point		F-Throws		Rebounds				Scoring						
SEASON	TEAM	GP-GS	MIN/AVG	FG-FGA	FG%	3FG-3FGA	3FG%	FT-FTA	FT%	OFF	DEF	TOT	AVG	PF-FO	A	TO	BLK	STL	PTS	AVG
2021-22	Utah	3-0	26/8.7	3-5	.600	1-2	.500	5-6	.833	3	6	9	3.0	2-0	4	1	1	1	12	4.0
TOTAL		3-0	26/8.7	3-5	.600	1-2	.500	5-6	.833	3	6	9	3.0	2-0	4	1	1	1	12	4.0



#5

BRECHLEY JAXON

Junior • Guard • 6-5 • 195
Providence, Utah • Ridgeline HS

Stat	2021-22 Season High	Career High
Points	8, #9/9 UCLA, 1/20/22	14, MISSISSIPPI VALLEY STATE, 11/8/19
Rebounds	6, vs. Tulsa, 11/21/21	6, 3x, Last vs. Tulsa, 11/21/21
Assists	4, MANHATTAN, 12/11/21	Same
Blocks	1, 2x, Last vs. #9/9 UCLA, 1/20/22	1, 5x, Last vs. #9/9 UCLA, 1/20/22
Steals	2, FRESNO STATE, 12/21/21	2, 3x, Last vs. FRESNO STATE, 12/21/21
FGs Made	3, SACRAMENTO STATE, 11/13/21	5, 2x, Last at Stanford, 2/26/20
FGs Attempted	6, SACRAMENTO STATE, 11/13/21	8, at #25/RV Colorado, 1/12/20
3FGs Made	1, 2x, Last vs. #9/9 UCLA, 1/20/22	4, MISSISSIPPI VALLEY STATE, 11/8/19
3FGs Attempted	2, 2x, Last vs. MANHATTAN, 12/11/21	6, CENTRAL ARKANSAS, 12/7/19
FTs Made	3, #9/9 UCLA, 1/20/22	4, BYU, 12/4/19
FTs Attempted	3, #9/9 UCLA, 1/20/22	5, vs. Oregon State, 3/11/20

2021-22 SEASON HIGHLIGHTS

- Saw limited minutes off the bench in season-opening win vs. ACU
- Helped lead Utah to Sunshine Slam title with career-high tying 6rebs vs. Tulsa
- Dished out career-high 4asts with 5pts in win over Manhattan
- Had 5pts, 3rebs and 2stls off the bench vs. Fresno State
- Season-high 8pts on 2-3 FGM and 3-3 at the line in near loss at #9/9 UCLA

2021-22 GAME-BY-GAME STATISTICS

Opponent	Date	GS	MIN	Total		3-Pointers		Free throws		Rebounds										
				FG-FGA	PCT	3FG-3FGA	PCT	FT-FTA	PCT	OFF	DEF	TOT	AVG	PF	A	TO	BLK	STL	PTS	AVG
Abilene Christian	11/09/2021		09:15	0-0	.000	0-0	.000	0-0	.000	0	0	0	0.0	0	0	0	0	0	0	0.0
Sacramento St.	11/13/2021		14:35	3-6	.500	0-2	.000	0-1	.000	1	2	3	1.5	0	0	0	1	0	6	3.0
Bethune-Cookman	11/15/2021		15:30	0-2	.000	0-1	.000	0-0	.000	0	0	0	1.0	1	0	0	0	0	0	2.0
vs Boston College	11/20/2021		02:27	0-0	.000	0-0	.000	0-0	.000	0	0	0	0.8	0	0	0	0	0	0	1.5
vs Tulsa	11/21/2021		13:08	1-2	.500	0-1	.000	0-0	.000	2	4	6	1.8	1	0	1	0	0	2	1.6
BYU	11/27/2021		10:27	1-1	1.000	0-0	.000	0-0	.000	0	1	1	1.7	0	0	0	1	0	2	1.7
at Southern California	12/01/2021		10:39	1-4	.250	0-1	.000	0-0	.000	0	1	1	1.6	0	2	1	0	1	2	1.7
California	12/05/2021		08:27	1-3	.333	0-1	.000	1-1	1.000	1	0	1	1.5	0	0	0	0	1	3	1.9
Manhattan	12/11/2021		12:54	2-5	.400	1-2	.500	0-1	.000	0	0	0	1.3	2	4	0	0	0	5	2.2
at Missouri	12/18/2021		07:36	0-1	.000	0-0	.000	0-0	.000	0	1	1	1.3	3	0	0	0	1	0	2.0
Fresno St.	12/21/2021		14:10	2-3	.667	0-1	.000	1-1	1.000	1	2	3	1.5	2	1	1	0	2	5	2.3
at Oregon St.	12/30/2021		08:36	0-4	.000	0-2	.000	1-2	.500	0	0	0	1.3	1	1	0	0	1	1	2.2
at Oregon	01/01/2022		12:38	1-1	1.000	0-0	.000	0-0	.000	0	0	0	1.2	1	1	0	0	0	2	2.2
Washington	01/06/2022		08:55	1-1	1.000	0-0	.000	0-1	.000	0	0	0	1.1	1	2	1	0	0	2	2.1
at Arizona	01/15/2022		03:11	0-0	.000	0-0	.000	0-0	.000	0	0	0	1.1	0	0	0	0	1	0	2.0
UCLA	01/20/2022		13:33	2-3	.667	1-1	1.000	3-3	1.000	1	1	2	1.1	0	1	0	1	0	8	2.4
Southern California	01/22/2022		15:45	1-2	.500	0-0	.000	0-0	.000	2	1	3	1.2	1	1	0	0	0	2	2.4
Totals		0	181:47	16-38	.421	2-12	.167	6-10	.600	8	13	21	1.2	13	13	4	3	7	40	2.4

Player Averages

Games Played	Minutes/game	Points/game	FG Pct	3FG Pct	FT Pct	Rebounds/game	Assists/game	Turnovers/game	Assist/Turnover ratio	Steals/game	Blocks/game
17	10.7	2.4	42.1	16.7	60.0	1.2	0.8	0.2	3.3	0.4	0.2

BRECHLEY'S CAREER STATISTICS

				Field Goals		3-Point		F-Throws		Rebounds				Scoring						
SEASON	TEAM	GP-GS	MIN/AVG	FG-FGA	FG%	3FG-3FGA	3FG%	FT-FTA	FT%	OFF	DEF	TOT	AVG	PF-FO	A	TO	BLK	STL	PTS	AVG
2019-20	Utah	31-7	562/18.1	42-119	.353	32-88	.364	14-20	.700	11	62	73	2.4	21-0	24	8	3	17	130	4.2
2020-21	Utah	19-0	122/6.4	4-19	.211	1-13	.077	0-0	.000	3	10	13	0.7	8-0	12	4	0	1	9	0.5
2021-22	Utah	17-0	182/10.7	16-38	.421	2-12	.167	6-10	.600	8	13	21	1.2	13-0	13	4	3	7	40	2.4
TOTAL		67-7	866/12.9	62-176	.352	35-113	.310	20-30	.667	22	85	107	1.6	42-0	49	16	6	25	179	2.7



#10

ANTHONY MARCO

Senior • Guard • 6-5 • 223
San Antonio, Texas • Holmes HS
Virginia • Utah State

Stat	2021-22 Season High	Career High
Points	16, at Missouri, 12/18/21	22, vs. Northern Illinois, 11/27/20
Rebounds	17, SACRAMENTO STATE, 11/13/21	Same
Assists	6, SACRAMENTO STATE, 11/13/21	8, NEVADA, 2/26/21
Blocks	3, SACRAMENTO STATE, 11/13/21	Same
Steals	2, 2x, Last at Oregon, 1/1/22	4, at Boise State, 2/17/21
FGs Made	6, at Missouri, 12/18/21	8, vs. Northern Illinois, 11/27/20
FGs Attempted	13, at Missouri, 12/18/21	20, NORTHERN COLORADO, 12/18/20
3FGs Made	2, 2x, Last at Oregon State, 12/30/21	3, at UNLV, 1/27/21
3FGs Attempted	5, FRESNO STATE, 12/21/21	6, 2x, Last at UNLV, 1/25/21
FTs Made	5, at Oregon, 1/1/22	6, at UNLV, 1/25/21
FTs Attempted	6, 3x, Last at Oregon, 1/1/22	8, BYU, 12/5/20

2021-22 SEASON HIGHLIGHTS

- Posted 10pts & 9rebs with 2stls in season-opener vs. ACU
- Career-high 17rebs with 6pts and career-high 3blks vs. Sacramento State
- Averaged 7pts and 7rebs to help Utah win Sunshine Slam Tournament
- Rolled ankle in Sunshine Slam Champs game vs. Tulsa (11/20/21) - returned vs. TCU on Dec. 8
- 1st start after injuring ankle vs. Manhattan with 8pts, 4rebs & 2asts

- Season-high 16pts, 8rebs (team-high) & 2asts against Missouri
- Team-high 11pts & 6rebs on 2-5 from deep against Fresno State
- Posted 10pts, 6rebs & 5asts at Oregon State
- Had 14pts, team-high 8rebs with 2stls at Oregon
- 1st double-double as a Ute with 10pts, 13rebs & 4asts vs. Washington
- 6th-straight game with double-digit points, scoring 10pts & 7rebs vs. WSU
- Had 8pts & 6rebs with a block in last-second loss at Arizona State

2021-22 GAME-BY-GAME STATISTICS

Opponent	Date	GS	MIN	Total		3-Pointers		Free throws		Rebounds				PF	A	TO	BLK	STL	PTS	AVG
				FG-FGA	PCT	3FG-3FGA	PCT	FT-FTA	PCT	OFF	DEF	TOT	AVG							
Abilene Christian	11/09/2021	*	33:11	3-9	.333	0-0	.000	4-6	.667	5	4	9	9.0	1	1	3	0	2	10	10.0
Sacramento St.	11/13/2021	*	28:58	1-6	.167	0-1	.000	4-4	1.000	3	14	17	13.0	1	6	3	3	1	6	8.0
Bethune-Cookman	11/15/2021	*	18:01	1-4	.250	0-1	.000	0-0	.000	2	2	4	10.0	0	2	2	1	0	2	6.0
vs Boston College	11/20/2021	*	30:42	4-8	.500	1-2	.500	0-0	.000	1	6	7	9.3	0	2	0	0	1	9	6.8
vs Tulsa	11/21/2021	*	18:08	2-5	.400	0-1	.000	1-2	.500	1	6	7	8.8	0	0	1	0	0	5	6.4
vs TCU	12/08/2021	*	25:00	2-4	.500	0-1	.000	2-2	1.000	2	2	4	8.0	3	1	2	0	1	6	6.3
Manhattan	12/11/2021	*	23:53	4-8	.500	0-0	.000	0-1	.000	0	4	4	7.4	0	2	0	0	0	8	6.6
at Missouri	12/18/2021	*	30:45	6-13	.462	0-2	.000	4-6	.667	3	5	8	7.5	0	2	1	0	1	16	7.8
Fresno St.	12/21/2021	*	34:45	4-10	.400	2-5	.400	1-2	.500	2	4	6	7.3	0	0	0	0	0	11	8.1
at Oregon St.	12/30/2021	*	26:42	4-9	.444	2-2	1.000	0-0	.000	4	2	6	7.2	1	5	2	0	0	10	8.3
at Oregon	01/01/2022	*	32:37	4-9	.444	1-2	.500	5-6	.833	2	6	8	7.3	1	1	1	1	2	14	8.8
Washington	01/06/2022	*	34:50	4-11	.364	0-1	.000	2-4	.500	4	9	13	7.8	0	4	3	1	0	10	8.9
Washington St.	01/08/2022	*	33:36	3-8	.375	1-3	.333	3-4	.750	2	5	7	7.7	1	0	2	1	1	10	9.0
at Arizona	01/15/2022	*	29:26	3-7	.429	1-2	.500	0-0	.000	2	0	2	7.3	1	0	4	0	1	7	8.9
at Arizona St.	01/17/2022	*	28:34	3-9	.333	1-3	.333	1-2	.500	3	3	6	7.2	0	0	0	1	0	8	8.8
UCLA	01/20/2022	*	27:10	2-3	.667	1-1	1.000	0-0	.000	1	5	6	7.1	4	2	2	0	0	5	8.6
Southern California	01/22/2022	*	21:45	2-7	.286	1-2	.500	2-2	1.000	1	4	5	7.0	1	2	1	1	1	7	8.5
Totals			16 478:04	52-130	.400	11-29	.379	29-41	.707	38	81	119	7.0	14	30	27	9	11	144	8.5

Player Averages

Games Played	Minutes/game	Points/game	FG Pct	3FG Pct	FT Pct	Rebounds/game	Assists/game	Turnovers/game	Assist/Turnover ratio	Steals/game	Blocks/game
17	28.1	8.5	40.0	37.9	70.7	7.0	1.8	1.6	1.1	0.6	0.5

ANTHONY'S CAREER STATISTICS

SEASON	TEAM	GP-GS	MIN/AVG	Field Goals		3-Point		F-Throws		Rebounds				Scoring						
				FG-FGA	FG%	3FG-3FGA	3FG%	FT-FTA	FT%	OFF	DEF	TOT	AVG	PF-FO	A	TO	BLK	STL	PTS	AVG
2017-18	UVa	13-0	103/7.9	10-28	.357	5-13	.385	1-3	.333	1	12	13	1.0	5-0	9	6	2	2	26	2.0
2018-19	UVa	22-0	119/5.4	8-27	.296	2-7	.286	8-12	.667	0	12	12	0.5	10-0	11	8	1	0	26	1.2
2020-21	USU	28-28	897/32.0	102-246	.415	21-62	.339	56-91	.615	42	93	135	4.8	50-1	88	57	12	25	281	10.0
2021-22	Utah	17-16	478/28.1	52-130	.400	11-29	.379	29-41	.707	38	81	119	7.0	14-0	30	27	9	11	144	8.5
TOTAL FOR Utah	17-16	478/28.1	52-130	.400	.400	11-29	.379	29-41	.707	38	81	119	7.0	14-0	30	27	9	11	144	8.5
TOTAL	80-44	1597/20.0	172-431	.399	.399	39-111	.351	94-147	.639	81	198	279	3.5	79-1	138	98	24	38	477	6.0



#11 BATTIN RILEY

Senior • Forward • 6-9 • 230
Westlake Village, Calif. • Oak Park HS

Stat	2021-22 Season High	Career High
Points	14, MANHATTAN, 12/11/21	18, at UCLA, 2/9/19
Rebounds	10, ABILENE CHRISTIAN, 11/9/21	10, 3x, Last vs. ABILENE CHRISTIAN, 11/9/21
Assists	5, vs. Boston College, 11/20/21	6, MISSISSIPPI VALLEY STATE, 11/8/19
Blocks	1, 2x, Last at Oregon State, 12/30/21	1, 8x, Last at Oregon State, 12/30/21
Steals	2, #18/18 BYU, 11/27/21	3, 2x, Last vs. BYU, 12/4/19
FGs Made	4, 3x, Last vs. MANHATTAN, 12/11/21	7, at UCLA, 2/9/19
FGs Attempted	12, at #20/18 USC, 12/1/21	12, 2x, Last at #20/18 USC, 12/1/21
3FGs Made	2, at #20/18 USC, 12/1/21	3, 6x, Last vs. Washington, 3/10/21
3FGs Attempted	5, 2x, Last vs. WASHINGTON STATE, 1/8/22	7, 2x, Last at Oregon State, 2/18/21
FTs Made	5, MANHATTAN, 12/11/21	6, at Coastal Carolina, 11/21/19
FTs Attempted	7, SACRAMENTO STATE, 11/13/21	Same

2021-22 SEASON HIGHLIGHTS

- Nearly had a double-double in season-opening win vs. ACU with 8pts and 10rebs
- Averaged 3.5pts and 5.5rebs in 2 games to help Utah win the Sunshine Slam Tournament
- Scored 10pts on the road at #20/18 USC in Pac-12 opener
- Season-high 14pts, 7rebs, 4asts and 5-5 from the line in win vs. Manhattan
- Had 7pts & 7rebs on 3-3 shooting at Oregon State
- Recorded 4pts with team-high 8rebs at #6/6 Arizona

2021-22 GAME-BY-GAME STATISTICS

Opponent	Date	GS	MIN	Total FG-FGA	PCT	3-Pointers 3FG-3FGA	PCT	Free throws FT-FTA	PCT	Rebounds OFF DEF TOT	AVG	PF	A	TO	BLK	STL	PTS	AVG
Abilene Christian	11/09/2021	*	28:51	4-11	.364	0-2	.000	0-1	.000	7 3 10	10.0	4	2	3	0	1	8	8.0
Sacramento St.	11/13/2021	*	19:35	1-4	.250	0-2	.000	4-7	.571	2 3 5	7.5	0	2	0	0	0	6	7.0
Bethune-Cookman	11/15/2021	*	19:06	1-4	.250	1-2	.500	2-2	1.000	2 2 4	6.3	2	3	2	0	1	5	6.3
vs Boston College	11/20/2021	*	32:00	1-2	.500	1-2	.500	4-4	1.000	0 5 5	6.0	1	5	2	0	1	7	6.5
vs Tulsa	11/21/2021	*	25:06	0-6	.000	0-3	.000	0-0	.000	3 3 6	6.0	0	4	1	0	0	0	5.2
BYU	11/27/2021	*	23:57	3-7	.429	1-2	.500	0-0	.000	2 2 4	5.7	1	0	2	1	2	7	5.5
at Southern California	12/01/2021	*	28:38	4-12	.333	2-4	.500	0-0	.000	0 3 3	5.3	2	1	0	0	1	10	6.1
California	12/05/2021	*	20:19	1-2	.500	1-2	.500	2-2	1.000	0 3 3	5.0	3	1	1	0	1	5	6.0
vs TCU	12/08/2021	*	16:41	0-2	.000	0-1	.000	0-0	.000	1 0 1	4.6	0	1	1	0	0	0	5.3
Manhattan	12/11/2021	*	23:58	4-8	.500	1-3	.333	5-5	1.000	2 5 7	4.8	3	4	2	0	1	14	6.2
at Missouri	12/18/2021	*	19:26	2-7	.286	1-5	.200	2-2	1.000	1 0 1	4.5	5	0	3	0	1	7	6.3
Fresno St.	12/21/2021	*	18:30	2-5	.400	1-2	.500	0-1	.000	0 4 4	4.4	1	3	0	0	0	5	6.2
at Oregon St.	12/30/2021	*	18:33	3-3	1.000	1-1	1.000	0-0	.000	3 4 7	4.6	1	1	2	1	0	7	6.2
at Oregon	01/01/2022	*	17:09	2-6	.333	0-4	.000	0-0	.000	0 3 3	4.5	2	2	0	0	0	4	6.1
Washington	01/06/2022	*	13:30	2-4	.500	0-1	.000	2-2	1.000	2 2 4	4.5	2	2	1	0	0	6	6.1
Washington St.	01/08/2022	*	19:59	1-6	.167	1-5	.200	0-0	.000	0 2 2	4.3	1	1	0	0	0	3	5.9
at Arizona	01/15/2022	*	28:07	2-8	.250	0-2	.000	0-0	.000	0 8 8	4.5	2	0	2	0	0	4	5.8
at Arizona St.	01/17/2022	*	22:34	1-5	.200	0-4	.000	0-0	.000	2 3 5	4.6	4	1	0	0	1	2	5.6
UCLA	01/20/2022	*	16:49	1-7	.143	1-3	.333	0-0	.000	3 0 3	4.5	2	0	1	0	0	3	5.4
Southern California	01/22/2022	*	16:22	1-4	.250	1-2	.500	0-0	.000	0 0 0	4.3	2	1	1	0	0	3	5.3
Totals			20 429:10	36-113	.319	13-52	.250	21-26	.808	30 55 85	4.3	38	34	24	2	10	106	5.3

Player Averages

Games Played	Minutes/game	Points/game	FG Pct	3FG Pct	FT Pct	Rebounds/game	Assists/game	Turnovers/game	Assist/Turnover ratio	Steals/game	Blocks/game
20	21.5	5.3	31.9	25.0	80.8	4.3	1.7	1.2	1.4	0.5	0.1

BATTIN'S CAREER STATISTICS

SEASON	TEAM	GP-GS	MIN/AVG	Field Goals FG-FGA FG%	3-Point 3FG-3FGA 3FG%	F-Throws FT-FTA FT%	Rebounds OFF DEF TOT AVG	PF-FO	A	TO	BLK	STL	PTS	AVG
2018-19	Utah	31-21	629/20.3	73-151 .483	27-75 .360	24-35 .686	24 81 105 3.4	49-0	36	28	1	7	197	6.4
2019-20	Utah	31-28	796/25.7	77-184 .418	33-100 .330	54-75 .720	34 109 143 4.6	43-0	40	31	3	14	241	7.8
2020-21	Utah	25-9	548/21.9	56-139 .403	27-79 .342	25-28 .893	21 63 84 3.4	38-1	34	14	2	11	164	6.6
2021-22	Utah	20-20	429/21.5	36-113 .319	13-52 .250	21-26 .808	30 55 85 4.3	38-1	34	24	2	10	106	5.3
TOTAL		107-78	2402/22.4	242-587 .412	100-306 .327	124-164 .756	109 308 417 3.9	168-2	144	97	8	42	708	6.6



#13

BALLSTAEDT ELI

Junior • Guard • 6-5 • 197
Midway, Utah • Wasatch HS

Stat	2021-22 Season High	Career High
Points	6, #16/15 USC, 1/22/22	12, MISSISSIPPI VALLEY STATE, 11/8/19
Rebounds	3, BETHUNE-COOKMAN, 11/15/21	3, 2x, Last vs. BETHUNE-COOKMAN, 11/15/21
Assists	1, 5x, Last at vs. #16/15 USC, 1/22/22	2, MISSISSIPPI VALLEY STATE, 11/8/19
Blocks	1, BETHUNE-COOKMAN, 11/15/21	Same
Steals	--	1, 3x, Last vs. ARIZONA STATE, 3/6/21
FGs Made	2, #16/15 USC, 1/22/22	4, MISSISSIPPI VALLEY STATE, 11/8/19
FGs Attempted	5, #16/15 USC, 1/22/22	6, at Coastal Carolina, 11/21/19
3FGs Made	2, #16/15 USC, 1/22/22	4, MISSISSIPPI VALLEY STATE, 11/8/19
3FGs Attempted	3, 2x, Last vs. #16/15 USC, 1/22/22	6, at Coastal Carolina, 11/21/19
FTs Made	2, SACRAMENTO STATE, 11/13/21	Same
FTs Attempted	2, SACRAMENTO STATE, 11/13/21	Same

2021-22 SEASON HIGHLIGHTS

- Saw limited action in season-opening victory against ACU
- Scored first points of the season with 5pts in win over Sacramento State
- Picked up 2pts on his 1st trip down on offense in limited time off the bench at #6/6 Arizona
- Season-high 6pts on 2-3 from 3-point range against #16/15 USC at home

2021-22 GAME-BY-GAME STATISTICS

Opponent	Date	GS	MIN	Total		3-Pointers		Free throws		Rebounds				PF	A	TO	BLK	STL	PTS	AVG
				FG-FGA	PCT	3FG-3FGA	PCT	FT-FTA	PCT	OFF	DEF	TOT	AVG							
Abilene Christian	11/09/2021		02:01	0-1	.000	0-1	.000	0-0	.000	0	0	0	0.0	1	1	1	0	0	0	0.0
Sacramento St.	11/13/2021		07:07	1-3	.333	1-3	.333	2-2	1.000	0	1	1	0.5	2	0	0	0	0	5	2.5
Bethune-Cookman	11/15/2021		09:57	1-1	1.000	0-0	.000	0-0	.000	1	2	3	1.3	0	1	1	1	1	2	2.3
vs Boston College	11/20/2021		01:52	0-1	.000	0-1	.000	0-0	.000	0	0	0	1.0	1	1	0	0	0	0	1.8
at Southern California	12/01/2021		07:59	0-1	.000	0-1	.000	0-0	.000	0	0	0	0.8	1	0	0	0	0	0	1.4
Manhattan	12/11/2021		04:11	1-1	1.000	1-1	1.000	0-0	.000	0	0	0	0.7	0	0	0	0	0	3	1.7
at Arizona	01/15/2022		02:05	1-1	1.000	0-0	.000	0-0	.000	0	0	0	0.6	1	1	0	0	0	2	1.7
UCLA	01/20/2022		07:20	0-1	.000	0-1	.000	0-0	.000	0	0	0	0.5	2	0	0	0	0	0	1.5
Southern California	01/22/2022		15:00	2-5	.400	2-3	.667	0-0	.000	0	0	0	0.4	1	1	0	0	0	6	2.0
Totals		0	57:32	6-15	.400	4-11	.364	2-2	1.000	1	3	4	0.4	9	5	2	1	1	18	2.0

Player Averages

Games Played	Minutes/game	Points/game	FG Pct	3FG Pct	FT Pct	Rebounds/game	Assists/game	Turnovers/game	Assist/Turnover ratio	Steals/game	Blocks/game
9	6.4	2.0	40.0	36.4	100.0	0.4	0.6	0.2	2.5	0.1	0.1

BALLSTAEDT'S CAREER STATISTICS

				Field Goals		3-Point		F-Throws		Rebounds				Scoring						
SEASON	TEAM	GP-GS	MIN/AVG	FG-FGA	FG%	3FG-3FGA	3FG%	FT-FTA	FT%	OFF	DEF	TOT	AVG	PF-FO	A	TO	BLK	STL	PTS	AVG
2019-20	Utah	12-0	77/6.5	7-23	.304	7-21	.333	0-0	.000	2	6	8	0.7	11-0	5	2	0	2	21	1.8
2020-21	Utah	2-0	4/2.2	0-0	.000	0-0	.000	0-0	.000	1	0	1	0.5	1-0	1	0	0	1	0	0.0
2021-22	Utah	9-0	58/6.4	6-15	.400	4-11	.364	2-2	1.000	1	3	4	0.4	9-0	5	2	1	1	18	2.0
TOTAL		23-0	139/6.1	13-38	.342	11-32	.344	2-2	1.000	4	9	13	0.6	21-0	11	4	1	4	39	1.7



#20

STEFANOVIĆ LAZAR

Freshman • Guard • 6-7 • 186
Belgrade, Serbia • Sportska Gimnazija

Stat	2021-22 Season High	Career High
Points	18, #9/9 UCLA, 1/20/22	Same
Rebounds	6, CALIFORNIA, 12/5/21	Same
Assists	3, 4x, Last vs. #16/15 USC, 1/22/22	Same
Blocks	1, #16/15 USC, 1/22/22	--
Steals	1, 6x, Last at #6/6 Arizona, 1/15/22	Same
FGs Made	6, #9/9 UCLA, 1/20/22	Same
FGs Attempted	12, 3x, Last vs. #16/15 USC, 1/22/22	Same
3FGs Made	4, #9/9 UCLA, 1/20/22	Same
3FGs Attempted	7, #9/9 UCLA, 1/20/22	Same
FTs Made	5, vs. TCU, 12/8/21	Same
FTs Attempted	5, vs. TCU, 12/8/21	Same

2021-22 SEASON HIGHLIGHTS

- Made collegiate debut in season-opening win vs. ACU with 2rebs
- Scored his first collegiate points vs. Sacramento State and finished with 9pts
- Season-high 12pts vs. Tulsa to help Utah win Sunshine Slame Tournament
- Tied with season-high 12pts vs. #18/18 BYU at home on 5-9 shooting
- Had 11pts with season-high 6rebs & 3asts in win vs. Cal
- Name Pac-12 Freshman of the Week on Dec. 6, 2021
- 1st career start at Missouri with 2pts, 2rebs, 1asts
- Posted 9pts & 4rebs in second-career start against Fresno State
- Scored 10pts with 4rebs and 3asts at Oregon
- Tied season-best in scoring with 12pts, 5rebs and 2asts vs. Washington
- New season-high 18pts on 4-7 from 3 in near loss to #9/9 UCLA at home
- 10pts, 4rebs, 3asts at home against #16/15 USC
- Named P12 Freshman of the Week after averaging 11ppg, 3.7rpg & 2.3apg

2021-22 GAME-BY-GAME STATISTICS

Opponent	Date	GS	MIN	Total		3-Pointers		Free throws		Rebounds				PF	A	TO	BLK	STL	PTS	AVG
				FG-FGA	PCT	3FG-3FGA	PCT	FT-FTA	PCT	OFF	DEF	TOT	AVG							
Abilene Christian	11/09/2021		12:32	0-3	.000	0-2	.000	0-0	.000	0	2	2	2.0	1	0	2	0	0	0	0.0
Sacramento St.	11/13/2021		14:39	3-8	.375	1-3	.333	2-4	.500	0	0	0	1.0	1	0	0	0	0	9	4.5
Bethune-Cookman	11/15/2021		20:22	1-4	.250	0-2	.000	2-2	1.000	0	2	2	1.3	1	1	3	0	0	4	4.3
vs Boston College	11/20/2021		13:28	4-5	.800	1-1	1.000	0-0	.000	0	1	1	1.3	0	0	1	0	1	9	5.5
vs Tulsa	11/21/2021		18:35	5-9	.556	2-4	.500	0-0	.000	0	1	1	1.2	2	0	1	0	0	12	6.8
BYU	11/27/2021		25:49	5-9	.556	0-2	.000	2-2	1.000	0	0	0	1.0	3	1	0	0	1	12	7.7
at Southern California	12/01/2021		26:15	2-12	.167	0-4	.000	0-0	.000	0	2	2	1.1	1	0	1	0	0	4	7.1
California	12/05/2021		27:44	4-11	.364	3-6	.500	0-0	.000	3	3	6	1.8	3	3	0	0	0	11	7.6
vs TCU	12/08/2021		20:53	0-5	.000	0-3	.000	5-5	1.000	1	3	4	2.0	3	1	0	0	0	5	7.3
Manhattan	12/11/2021		19:12	3-5	.600	0-0	.000	0-0	.000	1	3	4	2.2	3	3	0	0	0	6	7.2
at Missouri	12/18/2021	*	27:46	0-3	.000	0-1	.000	2-2	1.000	1	1	2	2.2	4	1	2	0	0	2	6.7
Fresno St.	12/21/2021	*	29:32	3-11	.273	1-4	.250	2-2	1.000	1	3	4	2.3	2	1	2	0	1	9	6.9
at Oregon St.	12/30/2021		21:07	2-6	.333	0-4	.000	0-2	.000	0	2	2	2.3	4	1	1	0	1	4	6.7
at Oregon	01/01/2022		25:06	3-8	.375	2-4	.500	2-2	1.000	0	4	4	2.4	2	3	3	0	1	10	6.9
Washington	01/06/2022	*	30:00	5-12	.417	2-5	.400	0-0	.000	2	3	5	2.6	3	2	4	0	0	12	7.3
Washington St.	01/08/2022	*	26:49	2-6	.333	1-4	.250	2-2	1.000	2	0	2	2.6	5	1	1	0	0	7	7.3
at Arizona	01/15/2022	*	27:54	2-5	.400	0-2	.000	0-0	.000	2	1	3	2.6	1	1	5	0	1	4	7.1
at Arizona St.	01/17/2022	*	33:28	2-11	.182	1-5	.200	0-0	.000	1	4	5	2.7	1	2	2	0	0	5	6.9
UCLA	01/20/2022	*	31:50	6-11	.545	4-7	.571	2-2	1.000	0	2	2	2.7	1	2	0	0	0	18	7.5
Southern California	01/22/2022	*	31:20	3-12	.250	0-5	.000	4-4	1.000	2	2	4	2.8	4	3	1	1	0	10	7.7
Totals			8 484:22	55-156	.353	18-68	.265	25-29	.862	16	39	55	2.8	45	26	29	1	6	153	7.7

Player Averages

Games Played	Minutes/game	Points/game	FG Pct	3FG Pct	FT Pct	Rebounds/game	Assists/game	Turnovers/game	Assist/Turnover ratio	Steals/game	Blocks/game
20	24.2	7.7	35.3	26.5	86.2	2.8	1.3	1.5	0.9	0.3	0.1

STEFANOVIĆ'S CAREER STATISTICS

SEASON	TEAM	GP-GS	MIN/AVG	Field Goals		3-Point		F-Throws		Rebounds				Scoring	
				FG-FGA	FG%	3FG-3FGA	3FG%	FT-FTA	FT%	OFF	DEF	TOT	AVG	PF-FO	A
2021-22	Utah	20-8	484/24.2	55-156	.353	18-68	.265	25-29	.862	16	39	55	2.8	45-1	26
TOTAL		20-8	484/24.2	55-156	.353	18-68	.265	25-29	.862	16	39	55	2.8	45-1	26



#21

MAHORČIČ DUŠAN

Senior • Forward • 6-10 • 226

Belgrade, Serbia • Notre Dame College Prep

Lewis • Mobley Area CC • Illinois State

Stat	2021-22 Season High	Career High
Points	12, at Arizona State, 1/17/22	29, MISSOURI STATE-WEST PLAINS, 1/29/20
Rebounds	8, 4x, Last at Arizona State, 1/17/22	15, MISSOURI STATE, 2/7/21
Assists	2, 4x, Last vs. #16/15 USC, 1/22/22	3, HENRY FORD, 12/31/19
Blocks	1, 4x, Last vs. #16/15 USC, 1/22/22	4, at Highland (IL), 12/14/19
Steals	1, 3x, Last at Arizona State, 1/17/22	4, INDIANA STATE, 1/16/21
FGs Made	5, at #6/6 Arizona, 1/15/22	13, MISSOURI STATE-WEST PLAINS, 1/29/20
FGs Attempted	13, at #6/6 Arizona, 1/15/22	19, MISSOURI STATE-WEST PLAINS, 1/29/20
3FGs Made	--	1, 2x, Last at Evansville, 1/10/21
3FGs Attempted	--	1, 7x, Last at Evansville, 1/10/21
FTs Made	6, WASHINGTON STATE, 1/8/22	6, 2x, Last vs. WASHINGTON STATE, 1/8/22
FTs Attempted	8, ABILENE CHRISTIAN, 11/9/21	10, 2x, Last vs. HIGHLAND (IL), 3/7/20

2021-22 SEASON HIGHLIGHTS

- Made his Utah debut posting 11pts, 8rebs on 3-4 shooting in win over ACU
- Suffered knee injury early in 1st half against #18/18 BYU
- Returned at 10:11 mark in 1H vs. Washington
- Played 7mins with 2pts, 1reb & 1ast vs. UW in 1st game back since BYU (11/27)
- Had 8pts & team-high 8rebs against Washington State in 2nd game back
- Recorded 10pts with 3rebs, 2asts and 1stl off the bench at #6/6 Arizona

- Posted 12pts and team-high 8rebs on 4-9 shooting in loss at Arizona State
- 1st start as a Ute, 17th overall (DI) scoring 9pts with 5rebs, 2asts & 1blk

2021-22 GAME-BY-GAME STATISTICS

Opponent	Date	GS	MIN	FG-FGA	PCT	3FG-3FGA	PCT	FT-FTA	PCT	OFF	DEF	TOT	AVG	PF	A	TO	BLK	STL	PTS	AVG
Abilene Christian	11/09/2021		16:02	3-4	.750	0-0	.000	5-8	.625	3	5	8	8.0	2	1	1	0	1	11	11.0
Sacramento St.	11/13/2021		10:28	1-3	.333	0-0	.000	0-0	.000	1	4	5	6.5	0	2	2	1	0	2	6.5
Bethune-Cookman	11/15/2021		11:28	2-2	1.000	0-0	.000	0-1	.000	1	7	8	7.0	1	1	0	1	0	4	5.7
vs Boston College	11/20/2021		12:46	1-2	.500	0-0	.000	2-2	1.000	1	1	2	5.8	4	0	2	0	1	4	5.3
vs Tulsa	11/21/2021		11:38	1-2	.500	0-0	.000	0-0	.000	1	0	1	4.8	3	2	2	0	0	2	4.6
BYU	11/27/2021		00:17	0-0	.000	0-0	.000	0-0	.000	0	0	0	4.0	0	0	0	0	0	0	3.8
Washington	01/06/2022		07:12	1-1	1.000	0-0	.000	0-0	.000	0	1	1	3.6	0	1	0	0	0	2	3.6
Washington St.	01/08/2022		17:16	1-6	.167	0-0	.000	6-6	1.000	1	7	8	4.1	0	1	2	0	0	8	4.1
at Arizona	01/15/2022		23:18	5-13	.385	0-0	.000	0-0	.000	0	3	3	4.0	3	2	1	1	0	10	4.8
at Arizona St.	01/17/2022		21:35	4-9	.444	0-0	.000	4-5	.800	3	5	8	4.4	4	0	2	0	1	12	5.5
UCLA	01/20/2022		20:26	0-4	.000	0-0	.000	3-5	.600	0	3	3	4.3	4	1	1	0	0	3	5.3
Southern California	01/22/2022	*	23:32	3-8	.375	0-0	.000	3-4	.750	1	4	5	4.3	2	2	0	1	0	9	5.6
Totals		1	175:58	22-54	.407	0-0	.000	23-31	.742	12	40	52	4.3	23	13	13	4	3	67	5.6

Player Averages

Games Played	Minutes/game	Points/game	FG Pct	3FG Pct	FT Pct	Rebounds/game	Assists/game	Turnovers/game	Assist/Turnover ratio	Steals/game	Blocks/game
12	14.7	5.6	40.7	0.0	74.2	4.3	1.1	1.1	1.0	0.3	0.3

MAHORČIČ'S CAREER STATISTICS

SEASON	TEAM	GP-GS	MIN/AVG	Field Goals	3-Point	F-Throws	Rebounds	PF	FO	A	TO	BLK	STL	PTS	AVG
2018-19	Lewis	18-1	154/8.5	31-59	.525	1-6	.167	12-23	.522	17	31	48	2.7	26-0	4.2
2020-21	ISU	22-16	535/24.3	88-149	.591	1-1	1.000	40-80	.500	59	99	158	7.2	42-0	9.9
2021-22	Utah	12-1	176/14.7	22-54	.407	0-0	.000	23-31	.742	12	40	52	4.3	23-0	5.6
TOTAL FOR Utah		12-1	176/14.7	22-54	.407	0-0	.000	23-31	.742	12	40	52	4.3	23-0	5.6
TOTAL		52-18	865/16.6	141-262	.538	2-7	.286	75-134	.560	88	170	258	5.0	91-0	6.9



#25

WORSTER ROLLIE

Sophomore • Guard • 6-4 • 201
Missoula, Mont. • Hellgate HS
Utah State

Stat	2021-22 Season High	Career High
Points	13, 2x, Last at Arizona State, 1/17/22	19, at UNLV, 1/27/21
Rebounds	7, 2x, Last vs. WASHINGTON, 1/6/22	9, at UNLV, 1/27/21
Assists	7, vs. Boston College, 11/21/21	9, 2x, Last at UNLV, 1/27/21
Blocks	1, 5x, Last at #6/6 Arizona, 1/15/22	1, 11x, Last at #6/6 Arizona, 1/15/22
Steals	3, SACRAMENTO STATE, 11/13/21	3, 3x, Last vs. SACRAMENTO STATE, 11/13/21
FGs Made	6, #18/18 BYU, 11/27/21	7, at UNLV, 1/27/21
FGs Attempted	13, ABILENE CHRISTIAN, 11/9/21	14, BYU, 12/5/20
3FGs Made	2, 2x, Last vs. Tulsa, 11/21/21	3, at Air Force, 1/2/21
3FGs Attempted	6, vs. Tulsa, 11/21/21	6, 2x, Last vs. SAN JOSE STATE, 12/23/20
FTs Made	4, 2x, Last at #6/6 Arizona, 1/15/22	7, BYU, 12/5/20
FTs Attempted	4, 3x, Last at #6/6 Arizona, 1/15/22	8, BYU, 12/5/20

2021-22 SEASON HIGHLIGHTS

- Made his Utah debut with 12pts, 7rebs, 6asts in season-opening win vs. ACU
- Posted 12pts, 5rebs & 4asts vs. Tulsa to help Utah secure Sunshine Slam title
- Season-high 13pts on 6-10 shooting with 6rebs and 5asts vs. #18/18 BYU
- Had 8pts, 4rebs & 5asts against TCU
- 0 turnovers for the 3rd time this season against Fresno State
- Scored 10pts and tied season-high 7rebs vs. Washington

- Tied season-high 13pts with 6rebs and 3asts on 5-8 shooting in loss at ASU
- Dished out 6asts to go with 4pts and 3rebs in loss to #16/15 USC at home

2021-22 GAME-BY-GAME STATISTICS

Opponent	Date	GS	MIN	Total		3-Pointers		Free throws		Rebounds				PF							
				FG-FGA	PCT	3FG-3FGA	PCT	FT-FTA	PCT	OFF	DEF	TOT	AVG	A	TO	BLK	STL	PTS	AVG		
Abilene Christian	11/09/2021	*	37:33	4-13	.308	2-5	.400	2-4	.500	1	6	7	7.0	1	6	1	1	1	12	12.0	
Sacramento St.	11/13/2021	*	19:19	3-10	.300	1-3	.333	2-2	1.000	0	4	4	5.5	1	1	3	1	3	9	10.5	
Bethune-Cookman	11/15/2021	*	17:58	3-8	.375	1-3	.333	0-0	.000	2	2	4	5.0	3	2	1	0	1	7	9.3	
vs Boston College	11/20/2021	*	33:09	3-9	.333	0-2	.000	0-0	.000	0	5	5	5.0	1	7	2	0	1	6	8.5	
vs Tulsa	11/21/2021	*	32:27	5-10	.500	2-6	.333	0-0	.000	1	4	5	5.0	5	4	0	0	0	12	9.2	
BYU	11/27/2021	*	35:57	6-10	.600	1-2	.500	0-0	.000	0	6	6	5.2	2	5	2	0	0	13	9.8	
at Southern California	12/01/2021	*	32:10	2-7	.286	0-2	.000	0-1	.000	0	1	1	4.6	4	4	1	0	1	4	9.0	
California	12/05/2021	*	34:25	3-10	.300	0-3	.000	0-0	.000	0	6	6	4.8	3	2	2	0	0	6	8.6	
vs TCU	12/08/2021	*	27:21	2-6	.333	1-2	.500	3-3	1.000	0	4	4	4.7	3	5	1	0	1	8	8.6	
Manhattan	12/11/2021	*	20:17	1-2	.500	1-1	1.000	0-0	.000	1	2	3	4.5	3	4	0	0	1	3	8.0	
at Missouri	12/18/2021	*	29:07	3-8	.375	1-2	.500	0-0	.000	0	4	4	4.5	3	1	2	1	0	7	7.9	
Fresno St.	12/21/2021	*	28:22	3-6	.500	1-2	.500	1-2	.500	0	3	3	4.3	2	2	0	0	1	8	7.9	
at Oregon St.	12/30/2021	*	25:30	3-6	.500	1-1	1.000	0-0	.000	0	1	1	4.1	0	2	1	0	1	7	7.8	
at Oregon	01/01/2022	*	33:06	1-9	.111	1-4	.250	4-4	1.000	0	4	4	4.1	2	2	5	0	2	7	7.8	
Washington	01/06/2022	*	26:35	4-9	.444	1-1	1.000	1-2	.500	0	7	7	4.3	5	2	2	1	0	10	7.9	
Washington St.	01/08/2022	*	23:45	1-3	.333	0-1	.000	0-0	.000	0	2	2	4.1	4	1	0	0	2	2	7.6	
at Arizona	01/15/2022	*	23:18	0-0	.000	0-0	.000	4-4	1.000	2	3	5	4.2	3	2	2	1	0	4	7.4	
at Arizona St.	01/17/2022	*	32:59	5-8	.625	1-1	1.000	2-2	1.000	0	6	6	4.3	1	3	2	0	0	13	7.7	
UCLA	01/20/2022	*	22:14	1-2	.500	0-1	.000	0-0	.000	0	4	4	4.3	3	1	2	0	0	2	7.4	
Southern California	01/22/2022	*	23:36	1-4	.250	0-0	.000	2-2	1.000	0	3	3	4.2	1	6	3	0	0	4	7.2	
Totals		20	559:07	54-140	.386	15-42	.357	21-26	.808	7	77	84	4.2	50	62	32	5	15	144	7.2	

Player Averages

Games Played	Minutes/game	Points/game	FG Pct	3FG Pct	FT Pct	Rebounds/game	Assists/game	Turnovers/game	Assist/Turnover ratio	Steals/game	Blocks/game
20	28.0	7.2	38.6	35.7	80.8	4.2	3.1	1.6	1.9	0.8	0.3

WORSTER'S CAREER STATISTICS

				Field Goals		3-Point		F-Throws		Rebounds									Scoring	
SEASON	TEAM	GP-GS	MIN/AVG	FG-FGA	FG%	3FG-3FGA	3FG%	FT-FTA	FT%	OFF	DEF	TOT	AVG	PF-FO	A	TO	BLK	STL	PTS	AVG
2020-21	USU	26-25	718/27.6	86-212	.406	23-81	.284	41-51	.804	21	78	99	3.8	58-1	92	64	6	24	236	9.1
2021-22	Utah	20-20	559/28.0	54-140	.386	15-42	.357	21-26	.808	7	77	84	4.2	50-2	62	32	5	15	144	7.2
TOTAL FOR Utah		20-20	559/28.0	54-140	.386	15-42	.357	21-26	.808	7	77	84	4.2	50-2	62	32	5	15	144	7.2
TOTAL		46-45	1277/27.8	140-352	.398	38-123	.309	62-77	.805	28	155	183	4.0	108-3	154	96	11	39	380	8.3



#31 JAMELE JACK

Sophomore • Guard • 6-6 • 174
Palos Verdes, Calif. • Palos Verdes HS
Middlebrooks Academy

Stat	2021-22 Season High	Career High
Points	--	--
Rebounds	--	1, ARIZONA STATE, 3/6/21
Assists	--	1, ARIZONA STATE, 3/6/21
Blocks	--	1, ARIZONA STATE, 3/6/21
Steals	--	--
FGs Made	--	--
FGs Attempted	--	--
3FGs Made	--	--
3FGs Attempted	--	--
FTs Made	--	--
FTs Attempted	--	--

2020-21 SEASON HIGHLIGHTS

• Made collegiate debut against Arizona State in the regular-season final, tallying an assist and a rebound with a block.

2020-21 GAME-BY-GAME STATISTICS


Opponent	Date	GS	MIN	Total		3-Pointers		Free throws		Rebounds				PF	A	T/O	BLK	STL	PTS	AVG
				FG-FGA	PCT	3FG-3FGA	PCT	FT-FTA	PCT	OFF	DEF	TOT	AVG							
Arizona St.	03/06/2021		01:52	0-0	.000	0-0	.000	0-0	.000	0	1	1	1.0	0	1	0	1	0	0	0.0
Totals		0	01:52	0-0	.000	0-0	.000	0-0	.000	0	1	1	1.0	0	1	0	1	0	0	0.0

Player Averages

Games Played	Minutes/game	Points/game	FG Pct	3FG Pct	FT Pct	Rebounds/game	Assists/game	Turnovers/game	Assist/Turnover ratio	Steals/game	Blocks/game
1	1.9	0.0	0.0	0.0	0.0	1.0	1.0	0.0	1.0	0.0	1.0

JAMELE'S CAREER STATISTICS

				Field Goals		3-Point		F-Throws		Rebounds				Scoring						
SEASON	TEAM	GP-GS	MIN/AVG	FG-FGA	FG%	3FG-3FGA	3FG%	FT-FTA	FT%	OFF	DEF	TOT	AVG	PF-FO	A	T/O	BLK	STL	PTS	AVG
2020-21	Utah	1-0	2/1.9	0-0	.000	0-0	.000	0-0	.000	0	1	1	1.0	0-0	1	0	1	0	0	0.0
TOTAL		1-0	2/1.9	0-0	.000	0-0	.000	0-0	.000	0	1	1	1.0	0-0	1	0	1	0	0	0.0



#34

CREER

HARRISON

Redshirt Freshman • Guard • 6-4 • 234
Holladay, Utah • Olympus HS

Stat	2021-22 Season High	Career High
Points	2, MANHATTAN, 12/11/21	Same
Rebounds	2, SACRAMENTO STATE, 11/13/21	Same
Assists	1, BETHUNE-COOKMAN, 11/15/21	Same
Blocks	--	--
Steals	--	--
FGs Made	1, MANHATTAN, 12/11/21	Same
FGs Attempted	2, MANHATTAN, 12/11/21	Same
3FGs Made	--	--
3FGs Attempted	1, 2x, Last vs. MANHATTAN, 12/11/21	Same
FTs Made	1, BETHUNE-COOKMAN, 11/15/21	Same
FTs Attempted	2, BETHUNE-COOKMAN, 11/15/21	Same

2021-22 SEASON HIGHLIGHTS

- Made his collegiate debut against Sacramento State, pulling down 2 REBs off the bench
- Scored his first collegiate point against Bethune-Cookman, hitting 1-2 from the line
- Recorded his first collegiate field-goal against Manhattan at home

2021-22 GAME-BY-GAME STATISTICS

Opponent	Date	GS	MIN	Total		3-Pointers		Free throws		Rebounds				PF	A	TO	BLK	STL	PTS	AVG
				FG-FGA	PCT	3FG-3FGA	PCT	FT-FTA	PCT	OFF	DEF	TOT	AVG							
Sacramento St.	11/13/2021		03:44	0-0	.000	0-0	.000	0-0	.000	2	0	2	2.0	0	0	0	0	0	0	0.0
Bethune-Cookman	11/15/2021		05:59	0-1	.000	0-1	.000	1-2	.500	0	2	2	2.0	0	1	0	0	0	1	0.5
at Southern California	12/01/2021		00:59	0-0	.000	0-0	.000	0-0	.000	0	0	0	1.3	0	0	0	0	0	0	0.3
Manhattan	12/11/2021		03:19	1-2	.500	0-1	.000	0-0	.000	0	0	0	1.0	0	0	0	0	0	2	0.8
Totals		0	14:01	1-3	.333	0-2	.000	1-2	.500	2	2	4	1.0	0	1	0	0	0	3	0.8

Player Averages

Games Played	Minutes/game	Points/game	FG Pct	3FG Pct	FT Pct	Rebounds/game	Assists/game	Turnovers/game	Assist/Turnover ratio	Steals/game	Blocks/game
4	3.5	0.8	33.3	0.0	50.0	1.0	0.3	0.0	1.0	0.0	0.0

CREER'S CAREER STATISTICS

				Field Goals		3-Point		F-Throws		Rebounds				Scoring						
SEASON	TEAM	GP-GS	MIN/AVG	FG-FGA	FG%	3FG-3FGA	3FG%	FT-FTA	FT%	OFF	DEF	TOT	AVG	PF-FO	A	TO	BLK	STL	PTS	AVG
2021-22	Utah	4-0	14/3.5	1-3	.333	0-2	.000	1-2	.500	2	2	4	1.0	0-0	1	0	0	0	3	0.8
TOTAL		4-0	14/3.5	1-3	.333	0-2	.000	1-2	.500	2	2	4	1.0	0-0	1	0	0	0	3	0.8



#35 CARLSON BRANDEN

Junior • Center • 7-0 • 216
South Jordan, Utah • Bingham HS

Stat	2020-21 Season High	Career High
Points	21, SACRAMENTO STATE, 11/13/21	Same
Rebounds	13, vs. Tulsa, 11/21/21	Same
Assists	4, MANHATTAN, 12/11/21	Same
Blocks	6, vs. TCU, 12/8/21	8, 2x, Last at Stanford, 2/26/20
Steals	1, 3x, Last at Oregon, 1/1/22	2, 2x, Last vs. UTAH VALLEY, 12/15/20
FGs Made	8, SACRAMENTO STATE, 11/13/21	8, 3x, Last vs. SACRAMENTO STATE, 11/13/21
FGs Attempted	13, #18/18 BYU, 11/27/21	14, 2x, Last vs. #RV/RV UCLA, 2/25/21
3FGs Made	2, SACRAMENTO STATE, 11/13/21	Same
3FGs Attempted	4, 2x, Last at Oregon, 1/1/22	5, at Stanford, 2/26/20
FTs Made	8, MANHATTAN, 12/11/21	Same
FTs Attempted	8, MANHATTAN, 12/11/21	Same

2020-21 SEASON HIGHLIGHTS

- Started the season with a double-double, 14pts and 10rebs in season-opener
- Career-high 21pts on 8-10 shooting with 2blks vs. Sac State
- Posted 14pts & 9rebs on 4-7 shooting vs. Bethune-Cookman
- Averaged 14pts, 8rebs and shot 50% to help Utah secure Sunshine Slam title and was named the tournament MVP
- Posted double-double with 15pts and career-high 13rebs vs. Tulsa

- Team-high 17pts, 6rebs & 3blks against #18/18 BYU
- Suffered ankle injury mid-way thru 1st Half at #20/18 USC, returned vs. Cal
- Posted 12pts & 4rebs just 4 days after rolling ankle in win vs. Cal
- Had team-high 16pts with 9rebs and 6-6 from the FT line vs. TCU
- Recorded 15pts, 5rebs, 4asts (career-high) & 2blks in win vs. Manhattan
- Entered Utah Health & Safety Protocol prior to Missouri, returned at OSU/UO
- Had 9pts & 9rebs in 1st game back from Health & Safety Protocol at OSU

- Team-high 15pts, 6rebs with 2blks at Oregon in 2nd game back in line-up
- Posted 12pts with 7rebs and 2asts on 5-8 shooting vs. Washington
- MISSED Washington State game with Appendicitis - Return TBD

2021-22 GAME-BY-GAME STATISTICS

Opponent	Date	GS	MIN	Total FG-FGA	PCT	3-Pointers 3FG-3FGA	PCT	Free throws FT-FTA	PCT	Rebounds OFF DEF TOT	AVG	PF	A	TO	BLK	STL	PTS	AVG
Abilene Christian	11/09/2021	*	20:58	5-9	.556	1-3	.333	3-3	1.000	3 7 10	10.0	5	1	5	1	0	14	14.0
Sacramento St.	11/13/2021	*	20:55	8-10	.800	2-2	1.000	3-5	.600	1 0 1	5.5	1	2	0	2	0	21	17.5
Bethune-Cookman	11/15/2021	*	20:51	4-7	.571	0-1	.000	6-6	1.000	2 7 9	6.7	1	2	1	3	1	14	16.3
vs Boston College	11/20/2021	*	27:14	5-12	.417	1-2	.500	2-2	1.000	0 3 3	5.8	2	2	2	3	0	13	15.5
vs Tulsa	11/21/2021	*	30:12	7-12	.583	0-2	.000	1-2	.500	5 8 13	7.2	1	1	2	1	0	15	15.4
BYU	11/27/2021	*	33:02	6-13	.462	1-4	.250	4-5	.800	2 4 6	7.0	3	2	1	3	1	17	15.7
at Southern California	12/01/2021	*	07:06	1-4	.250	0-1	.000	0-0	.000	1 0 1	6.1	0	0	0	0	0	2	13.7
California	12/05/2021	*	21:02	3-8	.375	1-2	.500	5-6	.833	2 2 4	5.9	1	0	0	1	0	12	13.5
vs TCU	12/08/2021	*	29:08	5-12	.417	0-2	.000	6-6	1.000	0 9 9	6.2	2	1	1	6	0	16	13.8
Manhattan	12/11/2021	*	24:12	7-9	.778	0-1	.000	1-1	1.000	2 3 5	6.1	1	4	0	2	0	15	13.9
at Oregon St.	12/30/2021	*	24:17	3-10	.300	1-3	.333	2-2	1.000	2 7 9	6.4	5	1	4	1	0	9	13.5
at Oregon	01/01/2022	*	27:19	6-11	.545	1-4	.250	2-2	1.000	3 3 6	6.3	1	1	3	2	1	15	13.6
Washington	01/06/2022	*	25:51	5-8	.625	0-2	.000	2-2	1.000	3 4 7	6.4	1	2	3	2	0	12	13.5
Totals		13	312:08	65-125	.520	8-29	.276	37-42	.881	26 57 83	6.4	24	19	22	27	3	175	13.5

Player Averages

Games Played	Minutes/game	Points/game	FG Pct	3FG Pct	FT Pct	Rebounds/game	Assists/game	Turnovers/game	Assist/Turnover ratio	Steals/game	Blocks/game
13	24.0	13.5	52.0	27.6	88.1	6.4	1.5	1.7	0.9	0.2	2.1

CARLSON'S CAREER STATISTICS

SEASON	TEAM	GP-GS	MIN/AVG	Field Goals FG-FGA	FG%	3-Point 3FG-3FGA	3FG%	F-Throws FT-FTA	FT%	Rebounds OFF DEF TOT	AVG	PF-FO	A	TO	BLK	STL	PTS	AVG
2019-20	Utah	30-29	627/20.9	90-164	.549	3-13	.231	28-45	.622	42 75 117	3.9	64-3	23	40	43	10	211	7.0
2020-21	Utah	25-21	583/23.3	98-178	.551	10-20	.500	28-46	.609	26 88 114	4.6	55-0	17	23	42	5	234	9.4
2021-22	Utah	13-13	312/24.0	65-125	.520	8-29	.276	37-42	.881	26 57 83	6.4	24-2	19	22	27	3	175	13.5
TOTAL		68-63	1521/22.4	253-467	.542	21-62	.339	93-133	.699	94 220 314	4.6	143-5	59	85	112	18	620	9.1



#55 MADSEN GABE

Sophomore • Guard • 6-6 • 186
Rochester, Minn. • Mayo Senior HS
Cincinnati

Stat	2021-22 Season High	Career High
Points	20, #16/15 USC, 1/22/22	Same
Rebounds	4, FRESNO STATE, 12/21/21	Same
Assists	3, MANHATTAN, 12/11/21	Same
Blocks	1, #9/9 UCLA, 1/20/22	Same
Steals	2, #9/9 UCLA, 1/20/22	Same
FGs Made	6, #16/15 USC, 1/22/22	Same
FGs Attempted	12, #16/15 USC, 1/22/22	Same
3FGs Made	5, #16/15 USC, 1/22/22	Same
3FGs Attempted	11, #16/15 USC, 1/22/22	Same
FTs Made	3, #16/15 USC, 1/22/22	Same
FTs Attempted	3, #16/15 USC, 1/22/22	Same

2021-22 SEASON HIGHLIGHTS

- Made his Utah debut with limited minutes in season-opening win against ACU
- Out due to non-COVID illness since season debut - returned vs. Cal
- Played 14 mins in return to line-up vs. Cal, subbed in at the 14:55 mark in 1H
- Posted 6pts, 2rebs, & 3asts against Manhattan
- Scored 6pts on 2-3 from 3-point range at Missouri
- 12pts on 4-5 from 3FG in 21mins off the bench vs. UW

• Season-high 20pts on 5-11 from 3-point range in loss at home to #16/15 USC

2021-22 GAME-BY-GAME STATISTICS

Opponent	Date	GS	MIN	Total		3-Pointers		Free throws		Rebounds				PF							PTS		AVG
				FG-FGA	PCT	3FG-3FGA	PCT	FT-FTA	PCT	OFF	DEF	TOT	AVG	PF	A	TO	BLK	STL	PTS	AVG			
Abilene Christian	11/09/2021		06:45	0-1	.000	0-1	.000	0-0	.000	0	0	0	0.0	1	0	0	0	0	0	0	0.0		
California	12/05/2021		14:21	0-4	.000	0-3	.000	0-0	.000	0	1	1	0.5	1	1	0	0	0	0	0	0.0		
vs TCU	12/08/2021		07:11	0-1	.000	0-1	.000	0-0	.000	0	0	0	0.3	0	0	0	0	0	0	0	0.0		
Manhattan	12/11/2021		13:59	2-4	.500	2-3	.667	0-0	.000	0	2	2	0.8	2	3	1	0	0	6	1.5			
at Missouri	12/18/2021		15:40	2-3	.667	2-3	.667	0-0	.000	0	0	0	0.6	2	1	0	0	0	6	2.4			
Fresno St.	12/21/2021		06:43	0-0	.000	0-0	.000	0-0	.000	0	0	0	0.5	1	1	0	0	0	0	2.0			
at Oregon St.	12/30/2021		08:32	1-1	1.000	1-1	1.000	0-0	.000	0	1	1	0.6	2	0	0	0	0	3	2.1			
at Oregon	01/01/2022		08:14	0-3	.000	0-3	.000	0-0	.000	0	1	1	0.6	1	1	0	0	0	0	1.9			
Washington	01/06/2022		20:29	4-5	.800	4-5	.800	0-0	.000	0	1	1	0.7	1	2	2	0	0	12	3.0			
Washington St.	01/08/2022		13:44	0-4	.000	0-4	.000	0-1	.000	1	0	1	0.7	0	0	1	0	0	0	2.7			
at Arizona	01/15/2022		15:32	2-5	.400	2-5	.400	2-2	1.000	0	1	1	0.7	1	1	0	0	0	8	3.2			
at Arizona St.	01/17/2022		07:17	0-1	.000	0-1	.000	0-0	.000	0	1	1	0.8	3	0	1	0	0	0	2.9			
UCLA	01/20/2022		18:48	2-6	.333	2-5	.400	0-0	.000	0	1	1	0.8	1	1	0	1	2	6	3.2			
Southern California	01/22/2022		23:02	6-12	.500	5-11	.455	3-3	1.000	0	1	1	0.8	3	0	0	0	1	20	4.4			
Totals		0	180:16	19-50	.380	18-46	.391	5-6	.833	1	10	11	0.8	19	11	5	1	3	61	4.4			

Player Averages

Games Played	Minutes/game	Points/game	FG Pct	3FG Pct	FT Pct	Rebounds/game	Assists/game	Turnovers/game	Assist/Turnover ratio	Steals/game	Blocks/game
14	12.9	4.4	38.0	39.1	83.3	0.8	0.8	0.4	2.2	0.2	0.1

MADSEN'S CAREER STATISTICS

SEASON	TEAM	GP-GS	MIN/AVG	Field Goals		3-Point		F-Throws		Rebounds				Scoring						
				FG-FGA	FG%	3FG-3FGA	3FG%	FT-FTA	FT%	OFF	DEF	TOT	AVG	PF-FO	A	TO	BLK	STL	PTS	AVG
2020-21	UC	2-0	12/6.2	1-3	.333	1-3	.333	0-0	.000	1	1	2	1.0	2-0	0	1	0	1	3	1.5
2021-22	Utah	14-0	180/12.9	19-50	.380	18-46	.391	5-6	.833	1	10	11	0.8	19-0	11	5	1	3	61	4.4
TOTAL FOR Utah		14-0	180/12.9	19-50	.380	18-46	.391	5-6	.833	1	10	11	0.8	19-0	11	5	1	3	61	4.4
TOTAL		16-0	193/12.0	20-53	.377	19-49	.388	5-6	.833	2	11	13	0.8	21-0	11	6	1	4	64	4.0

TV/RADIO ROSTER



#0 - LAHAT THIOUNE
JR • C • 6-10 • 228
DAKAR, SENEGAL
FLORIDA PREP



#1 - DAVID JENKINS JR.
SR • G • 6-1 • 204
TACOMA, WASH.
SOUTH DAKOTA STATE - UNLV



#2 - BOTH GACH
SR • G • 6-6 • 189
AUSTIN, MINN.
UTAH • MINNESOTA



#3 - BOSTYN HOLT
JR • F • 6-6 • 199
PORTLAND, ORE.
COFFEYVILLE CC



#5 - JAXON BRENCHLEY
JR • G • 6-5 • 195
PROVIDENCE, UTAH
RIDGELINE HS



#10 - MARCO ANTHONY
SR • G • 6-5 • 223
SAN ANTONIO, TEXAS
VIRGINIA • UTAH STATE



#11 - RILEY BATTIN
SR • F • 6-9 • 230
WESTLAKE VILLAGE, CALIF.
OAK PARK HS



#13 - ELI BALLSTAEDT
JR • G • 6-5 • 197
MIDWAY, UTAH
WASATCH HS



#20 - LAZAR STEFANOVIĆ
FR • G • 6-7 • 186
BELGRADE, SERBIA
SPORTSKA GIMNAZIJA



#21 - DUŠAN MAHORČIĆ
SR • F • 6-10 • 226
BELGRADE, SERBIA
MOBLEY AREA CC • ILLINOIS STATE



#25 - ROLLIE WORSTER
SO • G • 6-4 • 201
MISSOULA, MONT.
UTAH STATE



#31 - JACK JAMELE
SO • G • 6-6 • 174
PALOS VERDES, CALIF.
MIDDLEBROOKS ACADEMY



#34 - HARRISON CREER
RFR • G • 6-4 • 234
HOLLADAY, UTAH
OLYMPUS HS



#35 - BRANDEN CALRSON
JR • C • 7-0 • 216
SOUTH JORDAN, UTAH
BINGHAM HS



#55 - GABE MADSEN
SO • G • 6-6 • 186
ROCHESTER, MINN.
CINCINNATI



CRAIG SMITH
HEAD COACH
1ST SEASON



DEMARLO SLOCUM
ASSISTANT COACH
1ST / 9TH SEASON



ERIC PETERSON
ASSISTANT COACH
1ST SEASON



TIM MORRIS
ASSISTANT COACH
1ST SEASON



CURRAN WALSH
DIRECTOR OF OPERATIONS
1ST SEASON



BRANDON UBEL
DIRECTOR OF SCOUTING
1ST SEASON



TRAMEL BARNES
DIRECTOR OF PLAYER PERSONNEL
1ST SEASON



JUSTIN "JJ" JOHNSON
SPECIAL ASST. TO THE HC
1ST SEASON



TREVOR JAMESON
ATHLETIC TRAINER
23RD SEASON



LOGAN OGDEN
STRENGTH & CONDITIONING
1ST SEASON