



UTAH RUNNIN' UTES MEN'S BASKETBALL

MATCHUP

UTAH RUNNIN' UTES 2-0, 1-0 Pac-12

Head Coach: Larry Krystkowiak

Alma Mater: Montana '96

Record at Utah: 173-126 (10th Season)

Overall Record: 215-146 (12th Season)



VS



BRIGHAM YOUNG 5-2, 0-0 WCC

Mark Pope : Head Coach

Kentucky '96 : Alma Mater

29-10 (2nd Season) : Record at BYU

106-66 (6th Season) : Overall Record

GAME INFORMATION

SERIES HISTORY

Overall.....Utah trails 131-129

Current Streak.....Utah won 1

In Pac-12.....N/A

In Provo.....Utah trails 73-48

In Salt Lake City.....Utah 76-51

In Huntsman Center.....Utah leads 30-15

In Neutral Games.....Utah trails 5-7

Last Meeting.....Utah, 102-95 (OT)

Krystkowiak vs. BYU.....4-4

ARENA INFO - MARRIOTT CENTER

Location.....Provo, UT

Capacity.....18,987

TELEVISION - BYU TV

Play-By-Play.....Dave McCann

Analyst.....Blaine Fowler

Sidelines.....Spencer Linton

Producer.....Harrison Collier

Live-Stream.....www.byutv.org

RADIO

ESPN 700 AM

Play-by-Play.....Bill Riley

Online.....TuneIn.com [Free]

LIVE STATS

www.utah.statbroadcast.com [public]

TICKETS

www.UtahTickets.com

801-581-UTIX (8849)

MEDIA CONTACT

MBB Contact.....John Yu

E-Mail.....jyu@huntsman.utah.edu

Cell.....714-728-9163

Office.....801-587-7298

Address.....1825 E. South Campus Dr.

Salt Lake City, UT 84112-0900

OPENING TIP

The University of Utah men's basketball team heads down I-15 this Saturday for a showdown with in-state rival BYU at 4 p.m. inside the Marriott Center on BYUtv. The Runnin' Utes will hope to get their first win in Provo since 2014.

IN THE NATION

Through games on Wednesday, Dec. 9, the Utes are statistically among the top-25 as a team in several categories.






| Rk. | Category | Value |
|-----|-------------------------------|-------|
| 3 | Assist to Turnover Ratio | 2.33 |
| 12 | 3-Point Field-Goal Defense | .212 |
| 12 | Turnover Per Game | 9.0 |
| 13 | Assist Per Game | 21.0 |
| 16 | Turnover Margin | 7.0 |
| 20 | Fewest Turnovers | 18 |
| 24 | Field-Goal Percentage Defense | .359 |

SCOUTING THE COUGARS

BYU enters the year 5-2 after Wednesday night's 74-70 loss to Boise State, giving the Cougars their first loss at home on the year. Despite losses to the roster from last year's veteran squad, head coach Mark Pope still has a heavy supply of seniors and juniors on his team, including the team leader in scoring Alex Barcello (19.6 PPG) and Purdue transfer Matt Haarms (10.2 PPG).

Barcello, who is a former teammate of Timmy Allen on the AAU circuit, has led BYU in scoring in all but one game this season (USC). The senior also leads the team with a .620 shooting clip (min. 50 FGA), including a deadly .629 clip from range, and 23 assists. Freshman Caleb Lohner paces the team on the glass, averaging 6.3 rebounds to go with his 4.7 points per game. Haarms is the only other Cougar averaging in double-figures with 10.2 points per game to go with his team-high 12 blocks. Utah Valley transfer Brandon Averette is third on the team in scoring, averaging 8.7 points and 3.6 rebounds.

PROBABLY STARTERS

| | | | | |
|---|---|---|---|--|
|  |  |  |  |  |
| #1 TIMMY ALLEN JR - FORWARD | #25 RYLAN JONES SO - GUARD | #25 ALFONSO PLUMMER SR - GUARD | #20 MIKAEL JANTUNEN SO - FORWARD | #35 BRANDON CARLSON SO - CENTER |
| MIN 31.8 | MIN 30.8 | MIN 26.9 | MIN 26.9 | MIN 22.6 |
| PPG 12.5 | PPG 9.0 | PPG 17.0 | PPG 10.0 | PPG 11.0 |
| FG% .391 | FG% .636 | FG% .481 | FG% .692 | FG% .474 |
| 3FG% .250 | 3FG% .667 | 3FG% .375 | 3FG% .667 | 3FG% .333 |

2020-21 SCHEDULE

| Date | OPPONENT | TV | Time/Result |
|-----------|----------------------|-------|--------------------------|
| Dec. 3 | Washington* | P12N | W, 76-62 |
| Dec. 8 | Idaho State | P12N | W, 75-59 |
| Dec. 12 | at BYU | BYUtv | 4 p.m. |
| Dec. 15 | Utah Valley | P12N | 5 p.m. |
| Dec. 18 | Idaho | P12N | TBD |
| Dec. 22 | at Arizona State* | P12N | 7 p.m. |
| Dec. 31 | at UCLA* | TBD | TBD |
| Jan. 2 | at USC* | TBD | TBD |
| Jan. 6 | Oregon State* | TBD | TBD |
| Jan. 9/10 | Oregon* | TBD | TBD |
| Jan. 13 | Stanford* | TBD | TBD |
| Jan. 16 | California* | TBD | TBD |
| Jan. 21 | at Washington State* | TBD | TBD |
| Jan. 24 | at Washington* | TBD | TBD |
| Jan. 30 | at Colorado* | TBD | TBD |
| Feb. 4 | Arizona* | TBD | TBD |
| Feb. 6 | Arizona State* | TBD | TBD |
| Feb. 11 | at California* | TBD | TBD |
| Feb. 13 | at Stanford* | TBD | TBD |
| Feb. 18 | at Oregon State* | TBD | TBD |
| Feb. 20 | at Oregon* | TBD | TBD |
| Feb. 25 | UCLA* | TBD | TBD |
| Feb. 27 | USC* | TBD | TBD |
| March 6 | Colorado* | TBD | TBD |

-- Pac-12 Tournament --

| | | | |
|----------|-----------------|-------------|-----|
| March 10 | 1st Round^ | P12N | TBD |
| March 11 | Quarterfinals1^ | P12N/ESPN/2 | TBD |
| March 12 | Semifinals1^ | P12N/ESPN/2 | TBD |
| March 13 | Finals^ | ESPN/2 | TBD |

-- NCAA Tournament --

| | | | |
|-------------|-----------------|---------|-----|
| March 18-21 | 1st & 2nd Round | TBD | TBD |
| March 25-28 | Regional Round | TBD | TBD |
| April 3 | Final Four | CBS/TBS | TBD |
| April 5 | Championship | CBS | TBD |

Home Games in **Bold** | All Times MOUNTAIN

* - Pac-12 Conference Game

^ - Las Vegas, Nev. • T-Mobile Arena

2020-21 PAC-12 STANDING

| **As of Dec. 9** | | CONFERENCE | | OVERALL | | | |
|------------------|-------------------------|------------|-------|---------|-------|-----|--------|
| | | W-L | PCT | W-L | PCT | L10 | STRK |
| 1. | #RV/NA Washington State | 1-0 | 1.000 | 4-0 | 1.000 | 4-0 | Won 4 |
| 2. | Utah | 1-0 | 1.000 | 2-0 | 1.000 | 2-0 | Won 2 |
| 3. | #RV/RV UCLA | 1-0 | 1.000 | 4-1 | 0.800 | 4-1 | Won 4 |
| 4. | Arizona State | 1-0 | 1.000 | 3-1 | 0.750 | 3-1 | Won 2 |
| 5. | #23/23 Arizona | 0-0 | 0.000 | 4-0 | 1.000 | 4-0 | Won 4 |
| 6. | USC | 0-0 | 0.000 | 4-1 | 0.800 | 4-1 | Won 1 |
| 7. | #RV/RV Oregon | 0-0 | 0.000 | 3-1 | 0.750 | 3-1 | Won 3 |
| 8. | Colorado | 0-0 | 0.000 | 2-1 | 0.667 | 2-1 | Lost 1 |
| 9. | Stanford | 0-0 | 0.000 | 2-2 | 0.500 | 2-2 | Won 1 |
| 10. | Oregon State | 0-1 | 0.000 | 2-2 | 0.500 | 2-2 | Lost 2 |
| 11. | Washington | 0-1 | 0.000 | 1-3 | 0.250 | 1-3 | Won 1 |
| 12. | California | 0-2 | 0.000 | 2-4 | 0.333 | 2-4 | Lost 3 |

ALL-TIME RESULTS VS. BYU

(LAST 20 YEARS)

| DATE | W/L | SCORE | LOCATION |
|-----------|-----|------------|----------------|
| 1/15/2000 | W | 56-49 | Provo |
| 2/12/2000 | W | 77-62 | Salt Lake City |
| 3/10/2000 | L | 58-54 | Las Vegas |
| 1/29/2001 | L | 69-61 | Provo |
| 2/24/2001 | W | 82-75 | Salt Lake City |
| 1/28/2002 | W | 71-66 | Salt Lake City |
| 2/23/2002 | L | 63-61 | Provo |
| 1/25/2003 | W | 79-75 | Provo |
| 2/24/2003 | W | 71-63 | Salt Lake City |
| 1/31/2004 | W | 64-56 | Salt Lake City |
| 3/1/2004 | L | 70-57 | Provo |
| 3/12/2004 | W | 54-51 | Denver |
| 1/31/2005 | W | 72-58 | Provo |
| 2/26/2005 | W | 69-60 | Salt Lake City |
| 1/7/2006 | L | 72-60 | Provo |
| 2/8/2006 | W | 79-60 | Salt Lake City |
| 3/9/2006 | W | 74-70 | Denver |
| 1/13/2007 | L | 76-66 | Salt Lake City |
| 3/3/2007 | L | 85-62 | Provo |
| 1/19/2008 | L | 55-52 | Salt Lake City |
| 2/20/2008 | L | 67-59 | Provo |
| 1/27/2009 | W | 94-88 (OT) | Salt Lake City |
| 2/28/2009 | L | 63-50 | Provo |
| 1/30/2010 | L | 82-69 | Provo |
| 3/3/2010 | L | 71-51 | Salt Lake City |
| 1/11/2011 | L | 104-79 | Salt Lake City |
| 2/12/2011 | L | 72-59 | Provo |

(KRYSTKOWIAK ERA)

| DATE | W/L | SCORE | LOCATION |
|------------|-----|-------------|-----------------|
| 12/10/2011 | L | 104-79 | Salt Lake City |
| 12/8/2012 | L | 61-58 | Provo |
| 12/14/2013 | W | 81-64 | Salt Lake City |
| 12/10/2014 | W | 65-61 | Provo |
| 12/5/2015 | W | 83-75 | Salt Lake City |
| 12/16/2017 | L | 77-65 | Provo |
| 12/8/2018 | L | 74-59 | Salt Lake City# |
| 12/4/2020 | W | 102-95 (OT) | Salt Lake City |

- Game played at Vivint Smart Home Arena

TALE OF THE TAPE



| | | |
|-------|------------------------|-------|
| 75.5 | SCORING OFFENSE | 77.1 |
| 60.5 | SCORING DEFENSE | 66.4 |
| +15.0 | SCORING MARGIN | +10.7 |
| .471 | FIELD GOAL % | .463 |
| .400 | 3FG% | .372 |
| .212 | 3FG% DEFENSE | .359 |
| 34.0 | REBOUNDS PER GAME | 39.3 |
| -8.0 | REBOUND MARGIN | +3.7 |
| 21.0 | ASSISTS PER GAME | 17.1 |
| 9.0 | TURNOVERS PER GAME | 14.6 |
| +7.0 | TURNOVER MARGIN | -0.1 |
| 2.3 | ASSISTS/TURNOVER RATIO | 1.2 |
| 8.5 | STEALS PER GAME | 4.4 |
| 3.5 | BLOCKS PER GAME | 2.9 |

As a team, BYU has done a good job of sharing the ball with six different players collecting 10-plus assists on the year. Offensively through seven games, the 71 shots from downtown is ranked third nationally through games on Dec. 9 while the 120 assists is ranked second. On the glass, the 275 rebounds is second nationally, trailing Xavier with 278.

Individually, Barcello's offensive output has him ranked third in 3-point field-goals made (22), second in field-goals made (49), first in total points (137), 10th in 3-point field-goal percentage and 14th in total minutes. Haarms' 12 blocks checks in at No. 12.

BATTLE HISTORY

Since the rivalry began in 1909 there have only been 16 games between the Runnin' Utes and Cougars that have gone into overtime with Utah holding the edge 12-4 - including a 6-1 advantage in OT games when playing at home. Of those 16 games, only one has gone into double OT and two into triple OT.

| Date | Winner | Score | Location |
|-----------|--------|---------------|----------------|
| 2/21/1913 | Utah | 29-26 (OT) | Salt Lake City |
| 3/37/1927 | BYU | 40-34 (OT) | Salt Lake City |
| 1/23/1931 | Utah | 52-51 (OT) | Provo |
| 2/15/1935 | Utah | 50-46 (OT) | Salt Lake City |
| 2/11/1955 | BYU | 76-74 (OT) | Provo |
| 2/26/1959 | Utah | 76-74 (OT) | Provo |
| 2/23/1963 | Utah | 106-100 (OT) | Salt Lake City |
| 2/8/1964 | Utah | 91-89 (OT) | Salt Lake City |
| 3/5/1983 | Utah | 64-62 (OT3) | Provo |
| 1/14/1984 | BYU | 113-105 (OT2) | Provo |
| 3/2/1985 | Utah | 86-85 (OT3) | Provo |
| 3/8/1990 | Utah | 62-61 (OT) | El Paso, Texas |
| 3/2/1991 | Utah | 72-71 (OT) | Provo |
| 3/9/1991 | BYU | 51-49 (OT) | Laramie, Wyo. |
| 1/27/2009 | Utah | 94-88 (OT) | Salt Lake City |
| 12/4/2019 | Utah | 102-95 (OT) | Salt Lake City |

In the 260 games played so far between the heated rivals there have been only nine games where either team or both teams have reached the 100 points mark, which is in favor of the Cougars 5-4.

| Date | Winner | Score | Location |
|-----------|--------|---------------|----------------|
| 2/24/1962 | Utah | 106-101 | Provo |
| 2/23/1963 | Utah | 106-100 (OT) | Salt Lake City |
| 2/20/1965 | BYU | 108-99 | Salt Lake City |
| 3/5/1966 | BYU | 115-100 | Provo |
| 2/6/1971 | BYU | 103-89 | Provo |
| 1/12/1974 | Utah | 104-86 | Salt Lake City |
| 1/14/1984 | BYU | 113-105 (OT2) | Provo |
| 1/11/2011 | BYU | 104-79 | Salt Lake City |
| 12/4/2019 | Utah | 102-95 (OT) | Salt Lake City |

LAST TIME OUT

It was all hands on deck this past Tuesday when the Utes took on Idaho State at home with six different players registering in double-figures led by freshman Pelle

Larsson's 14 points. Utah's defense forced 19 turnovers that they were able to convert for 22 points. Offensively, the team shot a blazing 50.9-percent from the floor and .500 from 3-point range (9-of-18).

UP NEXT

Utah returns home for another non-conference game on Tuesday, Dec. 15, this time against in-state foe Utah Valley led by second-year head coach Mark Madsen. The second all-time meeting between the Utes and Wolverines will air on Pac-12 Networks with tip-off set for 5 p.m. (MT).

LOOK AHEAD

The Utes, for now, will complete their non-conference slate with a game against the Vandals of Idaho on Friday, Dec. 18. That game will air on Pac-12 Networks as well, but a tip-time is yet to be determined.

MOVING ON UP

After the game vs. Idaho State, Timmy Allen now has 917 career points. He's now just 83 points shy of becoming the 40th player in Utah basketball history to record 1,000 career points and the 21st Ute to do so as a junior.

OH CAPTAIN, MY CAPTAIN

Utah's team captains were selected over the weekend and Timmy Allen, Rylan Jones and Riley Battin were chosen by their teammates.

OPENING TREND

With last Thursday's win, Utah is now 98-16 overall in its home-openers and 78-13 all-time when those home-openers have also served as the season-opener.

LATE START

This season's Dec. 3 start is the latest date for a season-opener in the modern era (1975-Pres.). The last time Utah kicked off a season on Dec. 3 or later was against No. 7 USC at home on Dec. as well - a 90-81 contest in favor of the Trojans. Since the start of the program, the Utes have opened a season on Dec. 3 six times and have gone 5-1 overall after this season's opener against UW.

2020-21: vs. Washington - W, 76-62

1970-71: vs. #7 USC - L, 90-81

1955-56: at Wichita State - W, 73-51

1948-49: vs. Idaho - W, 63-39

1945-46: vs. Idaho State - W, 42-26

1931-32: vs. Granite Hardware - W, 59-34

RETURN OF THE SOPHOMORES...AND JUNIORS & SENIOR

After featuring arguably one of the nation's young team last year, Utah returns a majority of its offensive production. Heading into the 2020-21 campaign, Utah tops the league with 88.5-percent of its rebounding returning while also returning 87.6-percent of its steals. Meanwhile, the Runnin' Utes check in at No. 2 in scoring (85.7%), three-point field goals (85.8%) and assists (81.8%).

Compared to the rest of the returners in the league, Timmy Allen is seventh in points (892) fifth in rebounds (373), sixth in assists (163) and eighth in steals (63). In addition, sophomore Branden Carlson is sixth amongst active returners in the Pac-12 with 43 blocks his first year as a Ute.

INTERNATIONAL FLAIR

Heading into the 2020-21 season, Utah's roster boasts six international players – which ties them with 11 other schools for the fourth-most international players on a roster. Maine leads Division I with 11 while Cal Baptist has eight. Six schools, including a pair of teams in Arizona and Washington State, are tied for third with seven.

FRESH FACES

Pelle Larsson

- Averaged 7.6 points, 2.8 rebounds, 1.9 assists and 0.8 steals with BC Luleå
- Named SBL Star of the Year, receiving 92% of the votes
- Position Rankings
 - o 247Sports: 4-Star (#13)
 - o ESPN: 3-Star (#39)
 - o Rivals: 3-Star

Ian Martinez

- First-Team All-Trinity League
- Team went 25-9 overall and 7-4 in Trinity League
 - o Won Sonoro North OC Tournament
 - o Won Capistrano Valley Christian Eagle Classic
 - o Won Torrey Pines Holiday Classic
 - o Advanced to CIF Southern Section Semifinal
 - o Advanced to CIF State Quarterfinal
- Position Rankings
 - o 247Sports: 4-Star (#10)
 - o ESPN: 4-Star (#27)
 - o Rivals: 4-Star (#14)

Jordan Kellier

- Led Williston State to an NJCAA Region XIII Tournament Semifinal appearance
- Averaged 17.4 pts, 8.6 rebs with a .446 shooting clip
 - o Recorded double-digit points in 19-of-21 games
 - o Notched five double-doubles on the year
 - o Had 10 games where he scored 20-plus points
- One of three Jamaican born players currently in Division I basketball
 - o Utah: Jordan Kellier - Portmore, Jamaica - So.
 - o Illinois: Kofi Cockburn - Kingston, Jamaica - So.
 - o Manhattan: Warren Williams - Kingston, Jamaica - Jr.

Jack Jamele

- Guided Palos Verdes High School to the semifinals of the CIF 3A Southern Section Championships and CIF State Championship appearance his senior year
- Led PVHS to a second-place finish in the Bay League
- 25-6 overall record is most in program history since the school reopened
- Named All-CIF Southern Section as a senior
- Named First-Team All-Bay League by the Dailey Breeze

- Led Middlebrooks Academy to a PEC-6 Championship in 2019-20

Harrison Creer

- Led Olympus High School to a 5A State Championship with a perfect 27-0 record an 10-0 mark in region play as a senior
- Averaged 17.9 points, 7.0 rebounds and 3.1 assists as a senior
- Named 5A First-Team All-State as a senior
- Led Titans to 4A Utah State Championship semifinals as a junior with a 24-3 overall record and 12-0 mark in region play his junior year
- Three sport athlete, playing football, basketball and baseball
- Threw for 22 touchdowns and rushed for another eight with 1,911 passing yards as a senior
- Finished baseball career with 12-4 record as a starter with 123 strikeouts, six complete games and two saves
 - o Batted .283 with an .857 OPS and .44 OBP
 - o Garnered honorable mention accolades as a junior
 - o Named second-team all-state as a senior

IT'S IN THE NAME

The Utah men's basketball program is 1-of-17 NCAA Division I basketball to actively have a father (coach)/son (player) relationship on the team for the 2020-21 campaign.

| School | Father | Son |
|------------------|-------------------|--------------------------|
| Boise State | Leon Rice | Max Rice |
| UConn | Dan Hurley | Andrew Hurley |
| Detroit Mercy | Mike Davis | Antoine Davis |
| Illinois | Brad Underwood | Tyler Underwood |
| Illinois-Chicago | Luke Yaklich | Griffin Yaklich |
| Iowa | Fran McCaffery | Connor/Patrick McCaffery |
| Liberty | Ritchie McCay | Luke McCay |
| Memphis | Penny Hardaway | Jayden Hardaway |
| Michigan State | Tom Izzo | Stephen Izzo |
| USC Upstate | Dave Dickerson | Dave Dickerson III |
| Southern | Sean Woods | DeSean Woods |
| Syracuse | Jim Boeheim | Buddy Boeheim |
| Texas Southern | Johnny Jones | John Jones |
| Utah | Larry Krystkowiak | Luc Krystkowiak |
| Western Kentucky | Rick Stansbury | Noah Stansbury |
| Wright State | Scott Nagy | TJ Nagy |

RUNNIN' UTES LOSE LONGTIME RADIO VOICE BILL MARCROFT

The Utah Athletics family mourned the passing of longtime radio play-by-play voice Bill Marcroft. Marcroft began work on Utah's men's basketball broadcasts on KALL Radio in December of 1966 and retired from his play-by-play duties of football and men's basketball after the 2005 Fiesta Bowl win over Pittsburgh, which capped the Utes' undefeated 2004 season.

Marcroft called Utah's football games from 1968-2004. A 1952 University of Utah graduate, Marcroft called 440 Utah football games and 1,088 men's basketball games,

PAC-12

PLAYER OF THE WEEK

| | | | |
|----------|--------------------|-----|----------|
| Nov. 30 | McKinley Wright IV | Sr. | Colorado |
| Dec. 7 | Eugene Omoruyi | Sr. | Oregon |
| Dec. 14 | | | |
| Dec. 21 | | | |
| Dec. 28 | | | |
| Jan. 4 | | | |
| Jan. 11 | | | |
| Jan. 18 | | | |
| Jan. 25 | | | |
| Feb. 1 | | | |
| Feb. 8 | | | |
| Feb. 15 | | | |
| Feb. 22 | | | |
| March 1 | | | |
| March 8 | | | |
| March 15 | | | |

PAC-12

FRESHMAN OF THE WEEK

| | | |
|----------|------------------|---------------|
| Nov. 30 | Josh Christopher | Arizona State |
| Dec. 7 | Evan Mobley | USC |
| Dec. 14 | | |
| Dec. 21 | | |
| Dec. 28 | | |
| Jan. 4 | | |
| Jan. 11 | | |
| Jan. 18 | | |
| Jan. 25 | | |
| Feb. 1 | | |
| Feb. 8 | | |
| Feb. 15 | | |
| Feb. 22 | | |
| March 1 | | |
| March 8 | | |
| March 15 | | |

2020-21 PAC-12 PRESEASON MEDIA POLL

| RK. | TEAM (1ST PLACE VOTES) | POINTS |
|-----|------------------------|--------|
| 1. | UCLA (9) | 251 |
| 2. | Arizona State (5) | 246 |
| 3. | Oregon (7) | 241 |
| 4. | Stanford (1) | 209 |
| 5. | Arizona | 173 |
| 6. | USC (1) | 154 |
| 7. | Colorado | 149 |
| 8. | Utah | 131 |
| 9. | Washington | 85 |
| 10. | California | 65 |
| 11. | Washington State | 54 |
| 12. | Oregon State | 36 |

PAC-12 PRESEASON ALL-CONFERENCE TEAMS

FIRST TEAM

| Name | Yr. | Pos. | School |
|--------------------|-----|------|---------------|
| Timmy Allen | Jr. | F | Utah |
| Matt Bradley | Jr. | G | California |
| Oscar da Silva | Sr. | F | Stanford |
| Chris Duarte | Sr. | G | Oregon |
| Remy Martin | Sr. | G | Arizona State |
| Evan Mobley | Fr. | F | USC |
| Will Richardson | Jr. | G | Oregon |
| Chris Smith | Sr. | G | UCLA |
| Ziaire Williams | Fr. | F | Stanford |
| McKinley Wright IV | Sr. | G | Colorado |

SECOND TEAM

| Name | Yr. | Pos. | School |
|------------------|------|------|------------------|
| Isaac Bonton | Sr. | G | Washington State |
| Tyger Campbell | RSO. | G | UCLA |
| Josh Christopher | Fr. | G | Arizona State |
| Ethan Thompson | Sr. | G | Oregon State |
| Alonzo Verge Jr. | Sr. | G | Arizona State |

HONORABLE MENTION

| Name | Yr. | Pos. | School |
|---------------|------|------|------------|
| James Akinjo | Jr. | G | Arizona |
| Evan Battey | Jr. | F | Colorado |
| Quade Green | Sr. | G | Washington |
| Jalen Hill | RJr. | F/C | UCLA |
| Jaime Jacquez | So. | G/F | UCLA |



including the 1998 NCAA Championship game. The home radio broadcast booth at Rice-Eccles Stadium is named the Bill Marcroft Radio Booth in his honor. Marcroft also called Utah's gymnastics meets on television for a number of years on KUTV and KJZZ.

END OF SEASON ODDS & ENDS

- The 16-15 (.516) record is the seventh-straight season Utah has finished the year above .500 under head coach Larry Krystkowiak.
- Utah's ninth-place finish was exactly where it was predicted in the preseason poll, which is uncharacteristic of Krystkowiak coached teams.
- Utah will return 97.7% of its scoring among players that saw action in 100+ minutes in 2019-20.
- The underclassmen accounted for 89.8% of the team's scoring.
- Utah is now 83-79 all-time in league play since joining the Pac-12 in 2011-12.
- Timmy Allen now has 892 career points as a Ute, and looks to become the 40th player to join the 1,000 points club next season.
- Krystkowiak is 171-126 (.576) after wrapping up his ninth season at the helm here on The Hill.
- Krystkowiak earned his 200th career-win when the Utes defeated Minnesota 73-69 at home.

PLUMMER MAKES HISTORY

Utah junior Alfonso Plummer was unconscious in the Pac-12 Tournament opening game against Oregon State, drilling a record 11 threes for a career-high 35 points. The 11 triples ties him with Davion Buster (Lamar) and Michael Ertel (ULM) for the most 3-pointers in a game this year. Plummer is just the 25th player to drain 10-plus threes in a game since the 2010-11 season per [Basketball-Reference](#).

Below are some of the records he broke to end the year...

- Single-game 3FGM Record
- Utah record previously held by Johnnie Bryant with 8 vs. TCU on Jan. 26, 2008
- Pac-12 Tournament record previously held by Klay Thompson (WSU) with 8 vs. Washington on March 10, 2011
- TIED Pac-12 Tournament record for most 3-point field-goal attempts with 16
- Gabe York (ARI) vs. Oregon on March 11, 2016
- Torian Graham (ARI) vs. Oregon on March 9, 2017
- Previous Pac-12 record of 10 was tied among five players, last by Bennie Boatwright (USC) vs. Cal on Feb. 16, 2019.

TA TAKES HOME HARDWARE

Utah sophomore Timmy Allen named to the All-Pac-12 Second-Team this past season. The following day, he became the 12th Runnin' Utes player to earn USBWA All-District Team honors.

It marked the eighth-straight season Utah has had a player

earn all-conference accolades since joining the Pac-12. He's also the first sophomore to earn All-Pac-12 honors since Jakob Poeltl in 2016.

Allen is the first Ute to earn USBWA All-District honors since Kyle Kuzma in 2017 and joins Jakob Poeltl (2016), Luke Nevill (2007) and Andrew Bogut (2005) as the only sophomores at Utah to garner the award.

The 6-6 forward led the Utes in scoring and rebounding all season, averaging 17.2 points, 7.3 rebounds, 3.0 assists and 1.2 steals per game.

Allen produced for the Utes throughout league action, reaching double-figures in all but two games while posting 20-plus points in four games – including four double-doubles. He was critical in the team's league-opener against Oregon State, scoring 25 points with 10 rebounds while playing all 40 minutes. Allen also helped the Utes end a four-game skid at home against Washington with 13 points, nine rebounds and three assists in a come from behind win over the Huskies.

The Mesa, Ariz., native registered his sixth double-double of the year against USC at home with 21 points and 10 rebounds to help the Utes split the weekend against the LA schools. Allen nearly had a double-double in each of the final two game of the regular-season, scoring a game-high 26 points and eight rebounds at Cal before returning home with 10 points and eight rebounds against Colorado – both thrilling overtime games.

CRUNCH TIME

Utah is 57-44 (.564) all-time in overtime games and 49-35 (.583) all-time in games that were decided in the first overtime period. Head coach Larry Krystkowiak is 11-8 all-time in overtime games since taking over the helm with a 5-2 mark at home, 3-6 mark on the road and 3-0 record in neutral site games.

RESUME BUILDING

At the end of the 2019-20 season and all NCAA sports canceled due to the Covid-19 pandemic, here's how Utah stacked up with the rest of the league in Quad 1 and Quad 2 victories.

| Team | QUAD 1 | | QUAD 2 | | TOTALS | |
|------------------|----------|----------|----------|----------|----------|-----------|
| | W | L | W | L | W | L |
| Oregon | 7 | 5 | 6 | 2 | 13 | 7 |
| Colorado | 5 | 4 | 6 | 4 | 11 | 8 |
| USC | 3 | 7 | 7 | 1 | 10 | 8 |
| UCLA | 6 | 6 | 3 | 4 | 9 | 10 |
| Utah | 3 | 9 | 6 | 2 | 9 | 11 |
| Arizona State | 5 | 8 | 4 | 3 | 9 | 11 |
| Arizona | 3 | 7 | 6 | 3 | 9 | 10 |
| Stanford | 4 | 7 | 3 | 3 | 7 | 10 |
| Washington State | 3 | 6 | 3 | 4 | 6 | 10 |
| Oregon State | 4 | 6 | 2 | 5 | 6 | 11 |
| California | 2 | 9 | 4 | 6 | 6 | 15 |
| Washington | 3 | 8 | 2 | 6 | 5 | 14 |

DIME A DOZEN

Despite missing basically the last 2 games, freshman Rylan Jones' 125 assists ranks him in the top-12 among freshmen in Division I this season to have 125-plus assists through games on March 8.

| RK | Player (Conference) | School | Assists |
|-----|--------------------------|--------------------|---------|
| 1. | Yuri Collins (A-1) | Saint Louis | 171 |
| 2. | Nico Manion (Pac-12) | Arizona | 169 |
| 3. | Tyger Campbell (Pac-12) | UCLA | 156 |
| 4. | Sean East (A-10) | UMass | 153 |
| 5. | Isaiah Stevens (MWC) | Colorado State | 144 |
| 6. | Sahvir Wheeler (SEC) | Georgia | 139 |
| 7. | Ethan Anderson (Pac-12) | USC | 131 |
| 8. | Keishawn Davidson (OVC) | Tennessee Tech | 131 |
| 9. | Mark Freeman (OVC) | Tennessee State | 131 |
| 10. | Ezra Manion (Big West) | UC Davis | 130 |
| 11. | Ellis Magnuson (Big Sky) | Eastern Washington | 129 |
| 12. | Rylan Jones (Pac-12) | Utah | 125 |

FINNISH-ING STRONG

Freshman Mikael Jantunen started to pick up his production for the Utes and played with poise at the end of the season. The Helsinki, Finland, native averaged 5.8 points, 7.4 rebounds and 2.0 assists in his last five games while shooting .476 from the floor. In addition, he is averaging 30.6 minutes in the last five games for Utah – which is the third-highest total on the team during that stretch. Jantunen ended the year shooting an amazing 66.1-percent from the field – which leads the team.

BOMBS AWAY

Junior sharpshooter Alfonso Plummer found himself in the lineup at the end of the season for head coach Larry Krystkowiak and thrived, averaging 19.4 points with a .552 shooting clip in his final five games. His first breakout game started with 16 points off the bench against UCLA before helping lead Utah past USC with a 18 points on 5-of-8 shooting from downtown. The following week, Plummer dropped a career-high 23 points at Cal on 5-of-8 shooting from beyond the arc. He then added 21 points at home against Colorado to help Utah overcome a double-digit deficit for the OT win against CU.

Plummer's breakout performance at the end of the year culminated with the junior guard dropping a career-high 35 points on 11-of-16 shooting from 3-point range - which broke the Utah, Pac-12 and Pac-12 Tournament record for most threes in a game. The previous tournament record for most threes in a game (8) was set by Klay Thompson back in 2011 the previous Pac-12 record was 10.

CUT ABOVE THE REST

At the end of last season, then sophomore Timmy Allen and then freshman Rylan Jones put up some great numbers per Basketball-Reference and stood above the rest.

• [Jones](#) is 1-of-5 freshmen to average at least 9.5 points, 2.5 rebounds, 4.0 assists and 1.0 steals per game.

• [Allen](#) is just 1-of-8 players to average at least 17.0 points, 7.0 rebounds, 2.5 assists and 1.0 steals this season and is the only player from a Power-5 Conference.

SWAT LAKE CITY

Freshman Branden Carlson has had two of his best games against Stanford last season, swatting away eight Cardinal shots, not once, but twice – which tied Jason Washburn for the third-most blocks in a single-game. Washburn did it against Oregon State on Feb. 4, 2012, in Utah's first season in the Pac-12.

The freshman did it first against the Cardinal at home on Feb. 26 and again 20 days later in Palo Alto. Carlson swatted away five shots in the first half before adding another three in the second frame to tie his season-high of eight blocks in the second game. The South Jordan, Utah, native has now registered 16 of his 43 total blocks (37-percent) against Stanford.

[Per Basketball-Reference](#), Carlson is just 1-of-3 players this season to register eight-plus blocks in a game multiple times. He's joined by Seton Hall's Romaro Gill and FIU's Osasumwen Osaghae.

Through games on March 8, Carlson is [1-of-28](#) player to register eight-plus blocks in a single-game this season in Division I. According to [Basketball-Reference](#), there's only been 49 players (including Carlson) that have recorded 15 points, 10 rebounds and eight blocks in a single-game dating back to the 2010-11 season. Of those 49, six accomplished the feat in 2019-20 with three coming from a Power-5 Conference (Onyeka Okongwu, USC; Mike Watkins, Penn State; Branden Carlson, Utah) per Basketball-Reference.

2021 PAC-12 MEN'S BASKETBALL TOURNAMENT BRACKET

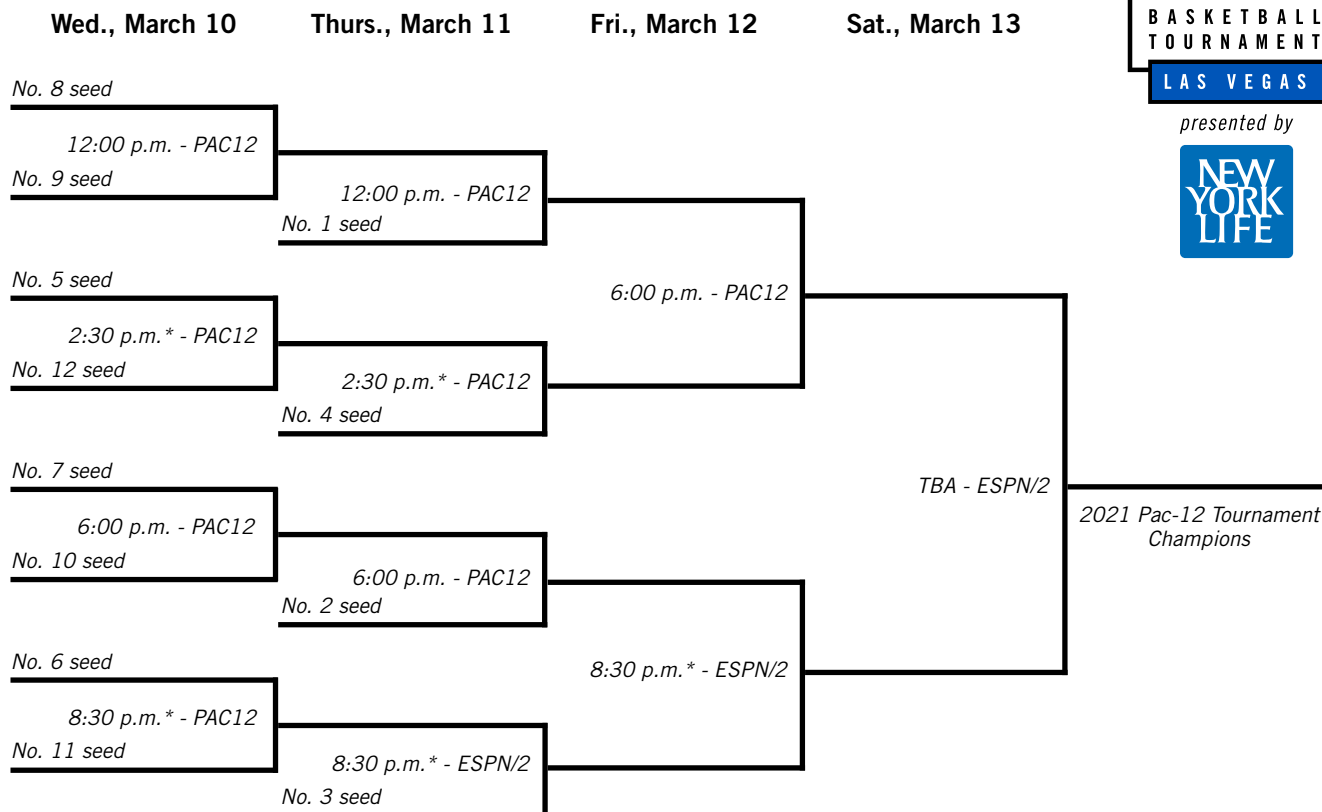
March 10-13, 2021 – T-Mobile Arena – Las Vegas



BASKETBALL
TOURNAMENT

LAS VEGAS

presented by



2021 Pac-12 Men's Basketball Tournament Schedule T-Mobile Arena (Capacity: 18,000) – Las Vegas

Wed., March 11

Game 1: No. 8 seed vs. No. 9 seed, 12:00 p.m. PT
Game 2: No. 5 seed vs. No. 12 seed, 2:30 p.m. PT*
Game 3: No. 7 seed vs. No. 10 seed, 6:00 p.m. PT
Game 4: No. 6 seed vs. No. 11 seed, 8:30 p.m. PT*

Network Talent

PAC12
PAC12
PAC12
PAC12

Thurs., March 12

Game 5: No. 1 seed vs. Game 1 winner, 12:00 p.m. PT
Game 6: No. 4 seed vs. Game 2 winner, 2:30 p.m. PT*
Game 7: No. 2 seed vs. Game 3 winner, 6:00 p.m. PT
Game 8: No. 3 seed vs. Game 4 winner, 8:30 p.m. PT*

PAC12
PAC12
PAC12
ESPN/2

Fri., March 13

Game 9: Semifinal 1, 6:00 p.m. PT
Game 10: Semifinal 2, 8:30 p.m. PT*

PAC12
ESPN/2

Sat., March 14

Game 11: Championship, TBA

ESPN/2

Game times are local to site; * - approximate tip time

UTES IN THE NBA

At end of season on 10/11/2020

#0 - KYLE KUZMA

6-9 | 220 | Los Angeles Lakers | Utah 2014-17



| 2019-20 | FG% | 3P% | FT% | PPG | RPG | APG | BPG |
|---------|------|------|------|------|-----|-----|-----|
| | 43.2 | 29.7 | 73.8 | 12.5 | 4.5 | 1.3 | 0.4 |
| CAREER | FG% | 3P% | FT% | PPG | RPG | APG | BPG |
| | 44.9 | 32.7 | 73.3 | 16.0 | 5.5 | 1.9 | 0.4 |



#25 - JAKOB POELTL

7-1 | 230 | San Antonio Spurs | Utah 2014-16



| 2019-20 | FG% | 3P% | FT% | PPG | RPG | APG | BPG |
|---------|------|------|------|-----|-----|-----|-----|
| | 61.9 | 0.0 | 48.6 | 5.3 | 5.3 | 1.8 | 1.4 |
| CAREER | FG% | 3P% | FT% | PPG | RPG | APG | BPG |
| | 63.8 | 50.0 | 54.3 | 5.4 | 4.7 | 1.0 | 1.0 |



#55 - DELON WRIGHT

6-5 | 185 | Detroit Pistons | Utah 2013-15



| 2019-20 | FG% | 3P% | FT% | PPG | RPG | APG | BPG |
|---------|------|------|------|-----|-----|-----|-----|
| | 47.0 | 38.5 | 78.9 | 7.3 | 4.0 | 3.4 | 0.3 |
| CAREER | FG% | 3P% | FT% | PPG | RPG | APG | BPG |
| | 45.1 | 34.5 | 79.4 | 7.4 | 3.1 | 2.9 | 0.4 |



RUNNIN' UTES DRAFT HISTORY

| YEAR | PLAYER | ROUND / OVERALL | TEAM | DEBUT |
|------|-----------------|-----------------|-----------------------|-------------|
| 1947 | Wat Misaka | / 43rd^ | New York Knicks | 11/13/47 |
| 1948 | Arnie Ferrin | / 59th^ | Minneapolis Lakers | 11/28/48 |
| 1949 | Vern Gardner | 1st / 5th | Philadelphia Warriors | 11/2/1949 |
| 1951 | Glen Duggins | 6th / 50th | Baltimore Bullets | |
| 1952 | Glen Smith | / 87th | Philadelphia Warriors | |
| 1956 | Gary Bergen | 2nd / 38th | New York Knicks | 10/27/56 |
| 1956 | Art Bunte | 2nd / 39th | New York Knicks | |
| 1958 | Milt Kane | 8th / 59th | New York Knicks | |
| 1962 | Billy McGill | 1st / 1st | Chicago Zephros | 10/24/62 |
| 1964 | Doug Moon | 13th / 94th | Baltimore Bullets | |
| 1966 | Jerry Chambers | 1st / 7th | Los Angeles Lakers | 10/18/66 |
| 1966 | George Fisher | 6th / 51st | New York Knicks | |
| 1968 | Jeff Ockel | 3rd / 24th | Seattle Supersonics | |
| 1968 | Merv Johnson | 9th / 120th | Phoenix Suns | 10/30/68* |
| 1968 | Walt Simon | 12th / 149th | Seattle Supersonics | |
| 1971 | Mike Newlin | 2nd / 24th | Houston Rockets | 10/14/71 |
| 1971 | Ken Gardner | 5th / 82nd | Phoenix Suns | 10/25/1975* |
| 1972 | Mark Soderberg | 12th / 172nd | Phoenix Suns | |
| 1974 | Mike Sojourner | 1st / 10th | Atlanta Hawks | 10/22/74 |
| 1974 | Tyrone Medley | 5th / 79th | Atlanta Hawks | |
| 1975 | Luther Burden | 2nd / 26th | New York Knicks | 10/21/76 |
| 1976 | Doug Terry | 8th / 124th | Atlanta Hawks | |
| 1977 | Jack Jones | 4th / 86th | Philadelphia 76ers | |
| 1978 | Buster Matheney | 2nd / 28th | Houston Rockets | |
| 1978 | Jeff Judkins | 2nd / 30th | Boston Celtics | 10/13/78 |
| 1979 | Greg Deane | 4th / 67th | Utah Jazz | 10/12/79 |
| 1979 | Coby Leavitt | 9th / 180th | Philadelphia 76ers | |
| 1980 | Coby Leavitt | 6th / 134th | Phoenix Suns | |
| 1981 | Danny Vranes | 1st / 5th | Seattle Supersonics | 10/31/81 |
| 1981 | Tom Chambers | 1st / 8th | San Diego Clippers | 10/31/81 |
| 1981 | Karl Bankowski | 6th / 116th | Dallas Mavericks | |
| 1983 | Pace Mannion | 2nd / 43rd | Golden State Warriors | 10/28/83 |
| 1983 | Peter Williams | 7th / 145th | Golden State Warriors | |
| 1984 | Chris Winans | 8th / 177th | New Jersey Nets | |
| 1993 | Josh Grant | 2nd / 43rd | Denver Nuggets | 11/5/93 |
| 1993 | Byron Wilson | 2nd / 54th | Phoenix Suns | |
| 1997 | Keith Van Horn | 1st / 2nd | Philadelphia 76ers | 12/5/97 |
| 1998 | Michael Doleac | 1st / 12th | Orlando Magic | 2/5/99 |
| 1999 | Andrew Miller | 1st / 8th | Cleveland Cavaliers | 11/2/99 |
| 2000 | Hanno Möttölä | 2nd / 40th | Atlanta Hawks | 10/31/00 |
| 2005 | Andrew Bogut | 1st / 1st | Milwaukee Bucks | 11/1/05 |
| 2015 | Delon Wright | 1st / 20th | Toronto Raptors | 11/1/15 |
| 2016 | Jakob Poeltl | 1st / 9th | Toronto Raptors | 10/26/16 |
| 2017 | Kyle Kuzma | 1st / 27th | Brooklyn Nets | 10/19/17 |

*Denotes ABA Debut Date | ^Denotes BAA Draft

RUNNIN' UTES DRAFT HISTORY BY TEAM

| | | | |
|-----------------------|----|------------------------|----|
| Atlanta Hawks | 4 | Houston Rockets | 2 |
| Boston Celtics | 1 | Indiana Pacers | -- |
| Brooklyn Nets | 1 | Los Angeles Clippers | -- |
| Charlotte Hornets | -- | Los Angeles Lakers | 1 |
| Chicago Bulls | -- | Memphis Grizzlies | -- |
| Cleveland Cavaliers | 1 | Miami Heat | -- |
| Dallas Mavericks | 1 | Milwaukee Bucks | 1 |
| Denver Nuggets | 1 | Minnesota Timberwolves | -- |
| Detroit Pistons | -- | New Orleans Pelicans | -- |
| Golden State Warriors | 2 | New York Knicks | 6 |

FORMER NBA TEAMS

| | | | |
|-----------------------|----|-----------------------|---|
| Oklahoma City Thunder | -- | Baltimore Bullets | 2 |
| Orlando Magic | 1 | Chicago Zephros | 1 |
| Philadelphia 76ers | 3 | Minneapolis Lakers | 1 |
| Phoenix Suns | 5 | New Jersey Nets | 1 |
| Portland Trailblazers | -- | Philadelphia Warriors | 2 |
| Sacramento Kings | -- | San Diego Clippers | 1 |
| San Antonio Spurs | -- | Seattle Supersonics | 3 |
| Toronto Raptors | 2 | | |
| Utah Jazz | 1 | | |
| Washington Wizards | -- | | |



2020-21 UTAH BASKETBALL



RECORD BREAKDOWN

| | REC. | STREAK |
|-------------------------------|------------|-----------|
| Overall | 2-0 | W2 |
| Home..... | 2-0 | W2 |
| Away..... | 0-0 | -- |
| Neutral..... | 0-0 | -- |
| Conference | 1-0 | W1 |
| Home..... | 1-0 | W1 |
| Away..... | 0-0 | -- |
| Non-Conference | 1-0 | W1 |
| Home..... | 1-0 | W1 |
| Away..... | 0-0 | -- |
| Neutral..... | 0-0 | -- |
| Postseason | 0-0 | -- |
| Home..... | 0-0 | -- |
| Away..... | 0-0 | -- |
| Neutral..... | 0-0 | -- |
| November | 0-0 | -- |
| Home..... | 0-0 | -- |
| Away..... | 0-0 | -- |
| Neutral..... | 0-0 | -- |
| December | 2-0 | W2 |
| Home..... | 2-0 | W2 |
| Away..... | 0-0 | -- |
| Neutral..... | 0-0 | -- |
| January | 0-0 | -- |
| Home..... | 0-0 | -- |
| Away..... | 0-0 | -- |
| Neutral..... | 0-0 | -- |
| February | 0-0 | -- |
| Home..... | 0-0 | -- |
| Away..... | 0-0 | -- |
| Neutral..... | 0-0 | -- |
| March | 0-0 | -- |
| Home..... | 0-0 | -- |
| Away..... | 0-0 | -- |
| Neutral..... | 0-0 | -- |
| Overtime games | 0-0 | -- |
| vs. Top-25 teams | 0-0 | -- |
| Playing on TV | 2-0 | W2 |

PLAYER BREAKDOWNS

| SCORED 10+ POINTS | 2020-21 | CAREER |
|------------------------|---------|--------|
| Timmy Allen | 2 | 42 |
| Riley Battin | -- | 20 |
| Rylan Jones | 1 | 15 |
| Branden Carlson | 1 | 11 |
| Alfonso Plummer | 2 | 9 |
| Mikael Jantunen | 2 | 9 |
| Jaxon Brenchley | -- | 3 |
| Eli Ballstaedt | -- | 1 |
| SCORED 20+ POINTS | 2020-21 | CAREER |
| Timmy Allen | -- | 14 |
| Alfonso Plummer | 1 | 4 |
| Rylan Jones | -- | 2 |
| HAD 10+ REBOUNDS | 2020-21 | CAREER |
| Timmy Allen | -- | 9 |
| Riley Battin | -- | 2 |
| Branden Carlson | -- | 2 |
| Both Gach | -- | 1 |
| Mikael Jantunen | -- | 1 |
| Rylan Jones | -- | 1 |
| HAD 5+ ASSISTS | 2020-21 | CAREER |
| Rylan Jones | 2 | 15 |
| Timmy Allen | -- | 8 |
| Riley Battin | 1 | 4 |
| Pelle Larsson | 1 | 1 |
| DOUBLE DOUBLES | 2020-21 | CAREER |
| Timmy Allen | -- | 7 |
| Riley Battin | -- | 1 |
| Branden Carlson | -- | 1 |
| TEAM POINTS LEADER | 2020-21 | CAREER |
| Timmy Allen | -- | 19 |
| Riley Battin | -- | 4 |
| Branden Carlson | -- | 3 |
| Alfonso Plummer | 1 | 2 |
| Rylan Jones | -- | 2 |
| Pelle Larsson | 1 | 1 |
| TEAM REBOUNDING LEADER | 2020-21 | CAREER |
| Timmy Allen | 1 | 27 |
| Riley Battin | 1 | 9 |
| Branden Carlson | -- | 4 |
| Mikael Jantunen | 1 | 5 |
| Jaxon Brenchley | -- | 1 |
| Rylan Jones | -- | 1 |
| Alfonso Plummer | 1 | 1 |

UTAH WHEN...

| | REC. | STREAK |
|--|------|--------|
| Leading at the half..... | 2-0 | W2 |
| Trailing at the half..... | 0-0 | -- |
| Tied at the half..... | 0-0 | -- |
| When Utah wins the tip..... | 1-0 | W1 |
| When Utah loses the tip..... | 1-0 | W1 |
| When Utah scores first..... | 0-0 | -- |
| When opponent scores first..... | 1-0 | W1 |
| Games decided by 1-4 points..... | 0-0 | -- |
| Games decided by 5-9 points..... | 0-0 | -- |
| Games decided by 10-14 points..... | 1-0 | W1 |
| Games decided by 15-19 points..... | 1-0 | W1 |
| Games decided by 20-29 points..... | 0-0 | -- |
| Games decided by 30+ points..... | 0-0 | -- |
| Opponent scores 90+ points..... | 0-0 | -- |
| Opponent scores 80-89 points..... | 0-0 | -- |
| Opponent scores 70-79 points..... | 0-0 | -- |
| Opponent scores 60-69 points..... | 1-0 | W1 |
| Opponent scores 50-59 points..... | 1-0 | W1 |
| Opponent scores 40-49 points..... | 0-0 | -- |
| Opponent scores under 40 points..... | 0-0 | -- |
| Utah has more rebounds..... | 1-0 | W1 |
| Opponent has more rebounds..... | 1-0 | W1 |
| Rebound totals are tied..... | 0-0 | -- |
| Utah has more assists..... | 2-0 | W2 |
| Opponent has more assists..... | 0-0 | -- |
| Assist totals are tied..... | 0-0 | -- |
| Utah has more steals..... | 2-0 | W2 |
| Opponent has more steals..... | 0-0 | -- |
| Steal totals are tied..... | 0-0 | -- |
| Utah has more blocks..... | 0-0 | -- |
| Opponent has more blocks..... | 2-0 | W2 |
| Block totals are tied..... | 0-0 | -- |
| Utah has more fouls..... | 0-0 | -- |
| Opponent has more fouls..... | 1-0 | W1 |
| Foul totals are tied..... | 1-0 | W1 |
| Utah has more Turnovers..... | 0-0 | -- |
| Opponent has more Turnovers..... | 2-0 | W2 |
| Turnovers total is tied..... | 0-0 | -- |
| Utah has a better FG%..... | 2-0 | W2 |
| Opponent has a better FG%..... | 0-0 | -- |
| Field Goal % is tied..... | 0-0 | -- |
| Utah shoots > 40% in FGs..... | 2-0 | W2 |
| Utah shoots < 40% in FGs..... | 0-0 | -- |
| Utah shoots 40% in FGs..... | 0-0 | -- |
| Opponent shoots > 40% in FGs..... | 0-0 | -- |
| Opponent shoots < 40% in FGs..... | 2-0 | W2 |
| Opponent shoots 40% in FGs..... | 0-0 | -- |
| Utah wears black..... | 0-0 | -- |
| Utah wears red..... | 0-0 | -- |
| Utah wears white..... | 2-0 | W2 |
| Utah wears grey..... | 0-0 | -- |
| Utah wears throwbacks..... | 0-0 | -- |
| Playing on Sundays..... | 0-0 | -- |
| Playing on Mondays..... | 0-0 | -- |
| Playing on Tuesdays..... | 1-0 | W1 |
| Playing on Wednesdays..... | 0-0 | -- |
| Playing on Thursdays..... | 1-0 | W1 |
| Playing on Fridays..... | 0-0 | -- |
| Playing on Saturdays..... | 0-0 | -- |
| Playing Day Games..... | 0-0 | -- |
| Playing Afternoon Games (12-3:59pm)..... | 0-0 | -- |
| Playing Night Games (4pm or later)..... | 2-0 | W2 |

THE LAST TIME UTAH...

| | |
|--------------------------------------|---|
| Won at home..... | 12/8/20, Idaho State (75-59) |
| Lost at home..... | 2/20/20, UCLA (69-58) |
| Won away..... | 11/5/19, at Nevada (79-74) |
| Lost away..... | 2/29/20, at Cal (86-79 OT) |
| Won neutral..... | 12/18/19, vs. #6/6 Kentucky (69-66)* |
| Lost neutral..... | 3/11/20, vs. Oregon State (71-69)* |
| Won in OT..... | 2/6/20, #RV/RV Stanford |
| Lost in OT..... | 2/29/20, at Cal (86-79 OT) |
| Won vs. a Top-25 team (H)..... | 1/12/17, #25 USC (86-64) |
| Won vs. a Top-25 team (A)..... | 3/21/18, at #25/23 Saint Mary's (67-58 OT)* |
| Won vs. a Top-25 team (N)..... | 12/18/19, vs. #6/6 Kentucky (69-66)* |
| Lost vs. a Top-25 team (H)..... | 1/4/20, #4/6 Oregon (69-64) |
| Lost vs. a Top-25 team (A)..... | 2/16/20, at #17/18 Oregon (80-62) |
| Lost vs. a Top-25 team (N)..... | 12/21/19, vs. #20/20 San Diego State (80-52)* |
| 9 players with 10+ points..... | 11/8/19, MVSU |
| 6 players with 10+ points..... | 12/8/20, Idaho State |
| 5 players with 10+ points..... | 3/7/19, USC |
| 4 players with 10+ points..... | 2/26/20, at Stanford |
| 3 players with 10+ points..... | 12/3/20, Washington |
| Player with 20+ points..... | 12/3/20, Washington |
| Player with 30+ points..... | 3/11/20, vs. Oregon State* |
| 2 players with 20+ points..... | 3/7/20, #RV/RV Colorado |
| Both Gach (28), Alfonso Plummer (21) | |
| Won by 20-29 points..... | 12/17/18, Florida A&M (93-64) |
| Won by 30-39 points..... | 12/7/18, Central Arkansas (98-67) |
| Won by 40-49 points..... | 11/13/17, Mississippi Valley State (91-51) |
| Won by 50+ points..... | 11/8/19, MVSU (143-49) |
| Lost by 20-29 points..... | 12/21/19, vs. #20 San Diego State (80-52)* |
| Lost by 30-39 points..... | 1/12/20, at #25/RV Colorado (91-52) |
| Lost by 40-49 points..... | 3/3/12, at Oregon (94-48) |
| Scored 90-99 points..... | 12/7/19, Central Arkansas (97) |
| Scored 100+ points..... | 12/4/19, BYU (102) |
| Made 30+ field goals..... | 3/9/19, UCLA (31) |
| Made 35+ field goals..... | 12/7/18, Central Arkansas (35) |
| Made 40+ field goals..... | 12/28/15, College of Idaho (42) |
| Made 50+ field goals..... | 11/8/19, MVSU (57) |
| Shot 55%+ in FGs..... | 12/4/19, BYU (.578) |
| Shot 60%+ in FGs..... | 12/25/20, Washington State (.630) |
| Made 10+ 3-pointers..... | 3/1/20, vs. Oregon State (11)* |
| Made 15+ 3-pointers..... | 11/8/19, MVSU (17) |
| Made 25+ free throws..... | 1/2/20, Oregon State (25) |
| Had 50+ rebounds..... | 11/5/19, at Nevada (51) |
| Had 60+ rebounds..... | 11/8/19, MVSU (68) |
| Had 15+ assists..... | 2/23/20, USC (19) |
| Had 20+ assists..... | 12/8/20, Idaho State (21) |
| Had 25+ assists..... | 2/10/16, Washington (26) |
| Had 40+ assists..... | 11/8/19, MVSU (41) |
| Had 10+ steals..... | 12/8/20, Idaho State (10) |
| Had less than 10 TDs..... | 12/8/20, Idaho State (7) |
| Had 20+ TDs..... | 11/24/19, vs. Tulane (21)* |
| Forced 20+ TDs..... | 2/6/20, #RV/RV Stanford (20) |
| Had 10+ blocked shots..... | 3/17/16, vs. Fresno State (11)* |

THE LAST TIME A UTE...

| | |
|--|--|
| Scored 30-34 points..... | 33, Sedrick Barefield at Washington State (2/23/19) |
| Scored 35-39 points..... | 35, Alfonso Plummer vs. Oregon State (3/11/20)* |
| Had 20+ rebounds..... | 20, Andrew Bogut vs. New Mexico (1/22/05) |
| Had 10+ assists..... | Rylan Jones (11) & Both Gach (10) vs. MVSU (11/8/19) |
| Had 5+ steals..... | 5, Rylan Jones vs. Idaho State (12/8/20) |
| Had 5+ blocks..... | 8, Branden Carlson at Stanford (2/26/20) |
| Made 10+ FGs..... | 10, Timmy Allen at Cal (2/29/20) |
| Made 10+ FTs..... | 13, Timmy Allen (1/2/20) |
| Made 15+ FTs..... | 17, Andrew Bogut vs. Colorado State (2/12/05) |
| Made 5+ 3FGs..... | 5, Alfonso Plummer at Cal (2/29/20) |
| Made 10+ 3FGs..... | 11, Alfonso Plummer vs. Oregon State (3/11/20)* |
| Had a double-double..... | vs. USC (2/23/20) |
| Timmy Allen (21 points, 10 rebounds) | |
| Had 2 double-doubles..... | #RV/RV Stanford (2/6/20) |
| Braden Carlson (15 points, 10 rebounds) | |
| Riley Battin (11 points, 10 rebounds) | |
| Had a triple-double..... | vs. Fresno State (1/25/99) |
| Alex Jensen (16 points, 11 rebounds, 10 assists) | |
| Had 2 triple-doubles..... | vs. Mississippi Valley State (11/8/19) |
| Both Gach (12 points, 10 rebounds, 10 assists) | |
| Rylan Jones (10 points, 10 rebounds, 11 assists) | |

LEGEND

- 1-Pac-12 Tournament Game (Las Vegas, Nev.)
- 2-NIT Game
- 3-Game played at the HTC Center (Conway, S.C.)
- 4-Neon Hoops Showcase (Las Vegas, Nev.)
- 5-Basketball Hall of Fame Classic (Los Angeles, Calif.)



THE KRYSTKOWIAK FILE

EDUCATION

University of Montana, 1996
Bachelor's in Business Administration

PERSONAL

Birth Date: Sept. 23, 1964
Hometown: Shelby, Mont.
Wife: Jan
Children: Sons Cam, Luc, Ben and twin daughters Samantha and Finley.

PLAYING EXPERIENCE

University of Montana, 1982-86

Three-time Big Sky MVP
UM's All-time leading scorer (2,017)
UM's All-time leading rebounder (1,105)
Two-time Academic All-American
Four-time Dean's List member
Graduated with honors, 3.5 GPA

NBA, 1986-96

1986, 2nd Rd. Draft Pick (Chicago Bulls)
1986-87, San Antonio Spurs
1988-92, Milwaukee Bucks
1992-93, Utah Jazz
1993-94, Orlando Magic
1994-96, Chicago Bulls
1996, Los Angeles Lakers
Career averages: 8.1 pts, 4.1 rebs

NCAA TOURNAMENT

| Year | Rd. | Opponent (Seed) | Result |
|------|-----|------------------------|----------|
| 2005 | 64 | Washington (1) | L, 77-88 |
| 2006 | 64 | Nevada (5) | W, 87-79 |
| | 32 | Boston College (4) | L, 56-69 |
| 2015 | 64 | Stephen F. Austin (12) | W, 57-50 |
| | 32 | Georgetown (4) | W, 75-64 |
| | 16 | Duke (1) | L, 57-63 |
| 2016 | 64 | Fresno State (14) | W, 80-69 |
| | 32 | Gonzaga (11) | L, 59-82 |

Record 4-4

NIT TOURNAMENT

| Year | Rd. | Opponent | Result |
|------|-------|------------------|---------------|
| 2014 | 1st | St. Mary's (CA) | L, 70-58 |
| 2017 | 1st | Boise State | L, 68-73 |
| 2018 | 1st | UC Davis | W, 69-59 |
| | 2nd | LSU | W, 95-71 |
| | 3rd | St. Mary's (CA) | W, 67-58 (OT) |
| | Semi | Western Kentucky | W, 69-64 |
| | Final | Penn State | L, 66-82 |

Record 4-3



LARRY KRYSTKOWIAK

HEAD COACH | MONTANA '96

NINTH SEASON AT UTAH

CAREER RECORD: 215-146 | UTAH RECORD: 173-126
FOUR NCAA APPEARANCES | THREE NIT APPEARANCES

- » Larry Krystkowiak was named Utah's 15th head coach on April 4, 2011.
- » Has guided Utah to five consecutive postseason appearances (2 NCAA, 3 NIT).
- » Has won 20 or more games in five of his first seven seasons, which included winning 27 contests in the 2015-16 campaign.
- » Was the only head coach in the Pac-12 Conference to develop three-consecutive NBA First Round draft picks from 2015-17:
 - Delon Wright (2015; 20th pick overall, Toronto Raptors)
 - Jakob Poeltl (2016; 9th pick overall, Toronto Raptors)
 - Kyle Kuzma (2017; 27th pick overall, New Jersey Nets to Los Angeles Lakers).
- » Went 42-20 (.677) in two seasons at Montana (2004-06), guiding the Grizzlies to a pair of Big Sky Conference Tournament Championships and two NCAA Tournament berths.
- » Got his first opportunity as a head coach with the CBA's Idaho Stampede (2003-04), where he guided the team to a 38-14 (.731) record and a trip to the CBA Finals in his lone season with the squad.
- » Served as an assistant coach with the NBA's Milwaukee Bucks in 2006-07 before being elevated to head coach with 17 games remaining in the season. He compiled a 31-68 record in his two seasons with the Bucks.
- » Served as an assistant coach with the NBA's New Jersey Nets (2010-11) alongside head coach Avery Johnson.
- » Was selected by the Chicago Bulls in the second round (28th overall pick) of the 1986 NBA Draft. Also played in the NBA for the San Antonio Spurs, Milwaukee Bucks, Utah Jazz, Orlando Magic and Los Angeles Lakers. He averaged 8.1 points and 4.9 rebounds per game in his nine-year playing career.
- » Is the only three-time Big Sky Player of the Year (1984-86) in the league's history and was a two-time Academic All-American at Montana (1982-86). He is still Montana's all-time career leader in points (2,017) and rebounds (1,105).

COACHING CHRONOLOGY

| YEAR | TEAM | POSITION | RECORD | PCT. | CONF. | PCT. | POSTSEASON | ROUND |
|---------------|-----------------|------------------|----------------|-------------|---------------|-------------|------------|--------------------|
| 1998-99 | MONTANA | ASST. COACH | 10-14 | | | | -- | |
| 1999-00 | MONTANA | ASST. COACH | 15-11 | | | | -- | |
| 2001-02 | OLD DOMINION | ASST. COACH | 13-16 | | | | -- | |
| 2003-04 | IDAHO STAMPEDE | HEAD COACH | 38-14 | | | | CBA | FINALS |
| 2004-05 | MONTANA | HEAD COACH | 18-13 | .581 | 9-5 | .643 | NCAA | FIRST ROUND |
| 2005-06 | MONTANA | HEAD COACH | 24-7 | .774 | 10-4 | .714 | NCAA | SECOND ROUND |
| 2006-07 | MILWAUKEE BUCKS | ASST./HEAD COACH | 28-54 | | | | -- | |
| 2007-08 | MILWAUKEE BUCKS | HEAD COACH | 26-56 | | | | -- | |
| 2009-10 | ADIDAS USA | HEAD COACH | N/A | | | | -- | |
| 2010-11 | NEW JERSEY NETS | ASST. COACH | 23-52 | | | | -- | |
| 2011-12 | UTAH | HEAD COACH | 6-25 | .194 | 3-15 | .167 | -- | |
| 2012-13 | UTAH | HEAD COACH | 15-18 | .455 | 5-13 | .278 | -- | |
| 2013-14 | UTAH | HEAD COACH | 21-13 | .618 | 9-9 | .500 | NIT | FIRST ROUND |
| 2014-15 | UTAH | HEAD COACH | 26-9 | .743 | 13-5 | .722 | NCAA | SWEET 16 |
| 2015-16 | UTAH | HEAD COACH | 27-9 | .750 | 13-5 | .722 | NCAA | SECOND ROUND |
| 2016-17 | UTAH | HEAD COACH | 20-12 | .625 | 11-7 | .611 | NIT | FIRST ROUND |
| 2017-18 | UTAH | HEAD COACH | 23-12 | .657 | 11-7 | .611 | NIT | FINALS (RUNNER-UP) |
| 2018-19 | UTAH | HEAD COACH | 17-13 | .567 | 11-7 | .611 | -- | -- |
| 2019-20 | UTAH | HEAD COACH | 16-15 | .516 | 7-11 | .389 | -- | -- |
| 2020-21 | UTAH | HEAD COACH | 2-0 | 1.000 | 1-0 | 1.000 | | |
| TOTALS | | | 215-146 | .596 | 103-88 | .539 | | |

ROSTER INFORMATION

ROSTER BREAKDOWN

BY CLASS

SENIORS (1)

Alfonso Plummer

JUNIORS (3)

Timmy Allen

Riley Battin

Brooks King

SOPHOMORES (7)

Eli Ballstaedt

Jaxon Brenchley

Branden Carlson

Mikael Jantunen

Rylan Jones

Jordan Kellier

Lahat Thioune (RS)

FRESHMAN (6)

Harrison Creer

Jack Jamele

Luc Krystkowiak (RS)

Pelle Larsson

Ian Martinez

Brendan Wenzel (RS)

BY STATE/COUNTRY

ARIZONA (1)

Timmy Allen

CALIFORNIA (2)

Riley Battin

Jack Jamele

COSTA RICA (1)

Ian Martinez

FINLAND (1)

Mikael Jantunen

IDAHO (1)

Brooks King

JAMAICA (1)

Jordan Kellier

PUERTO RICO (1)

Alfonso Plummer

SENEGAL (1)

Lahat Thioune

SWEDEN (1)

Pelle Larsson

TEXAS (1)

Brendan Wenzel

UTAH (6)

Eli Ballstaedt

Jaxon Brenchley

Branden Carlson

Harrison Creer

Rylan Jones

Luc Krystkowiak

NUMERICAL ROSTER

| NO. | NAME | HT. | WT. | POS. | YR. | HOMETOWN / LAST SCHOOL |
|-----|-----------------|------|-----|------|-------|---|
| 0 | Luc Krystkowiak | 6-4 | 195 | G | R-Fr. | Salt Lake City, Utah / Brighton HS |
| 1 | Timmy Allen | 6-6 | 205 | F | Jr. | Mesa, Ariz. / Red Mountain HS |
| 2 | Ian Martinez | 6-3 | 183 | G | Fr. | Heredia, Costa Rica / JSerra Catholic |
| 3 | Pelle Larsson | 6-5 | 215 | G | Fr. | Nacka, Sweden / Riksbasketgymnasiet Luleå |
| 5 | Jaxon Brenchley | 6-5 | 194 | G | So. | Providence, Utah / Ridgeline HS |
| 10 | Jordan Kellier | 6-6 | 215 | G | So. | Portmore, Jamaica / Williston State |
| 13 | Eli Ballstaedt | 6-5 | 200 | G | So. | Heber City, Utah / Wasatch HS |
| 14 | Brooks King | 6-3 | 167 | G | Jr. | Boise, Idaho / Centennial HS |
| 15 | Rylan Jones | 6-1 | 178 | G | So. | Holladay, Utah / Olympus HS |
| 20 | Mikael Jantunen | 6-8 | 220 | F | So. | Helsinki, Finland / Helsinki Basketball Academy |
| 21 | Riley Battin | 6-9 | 230 | F | Jr. | Oak Park, Calif. / Oak Park HS |
| 25 | Alfonso Plummer | 6-1 | 182 | G | Sr. | Fajardo, Puerto Rico / Arizona Western College |
| 30 | Brendan Wenzel | 6-7 | 215 | G | R-Fr. | San Antonio, Texas / O'Connor HS |
| 31 | Jack Jamele | 6-5 | 185 | G | Fr. | Palos Verdes, Calif. / Middlebrooks Academy |
| 32 | Lahat Thioune | 6-10 | 243 | C | R-So. | Dakar, Senegal / Florida Prep |
| 34 | Harrison Creer | 6-4 | 234 | G | Fr. | Holladay, Utah / Olympus HS |
| 35 | Branden Carlson | 7-0 | 219 | C | So. | South Jordan, Utah / Bingham HS |

ALPHABETICAL ROSTER

| NO. | NAME | HT. | WT. | POS. | YR. | HOMETOWN / LAST SCHOOL |
|-----|-----------------|------|-----|------|-------|---|
| 1 | Timmy Allen | 6-6 | 205 | F | Jr. | Mesa, Ariz. / Red Mountain HS |
| 13 | Eli Ballstaedt | 6-5 | 200 | G | So. | Heber City, Utah / Wasatch HS |
| 21 | Riley Battin | 6-9 | 230 | F | Jr. | Oak Park, Calif. / Oak Park HS |
| 5 | Jaxon Brenchley | 6-5 | 194 | G | So. | Providence, Utah / Ridgeline HS |
| 35 | Branden Carlson | 7-0 | 219 | C | So. | South Jordan, Utah / Bingham HS |
| 34 | Harrison Creer | 6-4 | 234 | G | Fr. | Holladay, Utah / Olympus HS |
| 31 | Jack Jamele | 6-5 | 185 | G | Fr. | Palos Verdes, Calif. / Middlebrooks Academy |
| 20 | Mikael Jantunen | 6-8 | 220 | F | So. | Helsinki, Finland / Helsinki Basketball Academy |
| 15 | Rylan Jones | 6-1 | 178 | G | So. | Holladay, Utah / Olympus HS |
| 10 | Jordan Kellier | 6-6 | 215 | G | So. | Portmore, Jamaica / Williston State |
| 14 | Brooks King | 6-3 | 167 | G | Jr. | Boise, Idaho / Centennial HS |
| 0 | Luc Krystkowiak | 6-4 | 195 | G | R-Fr. | Salt Lake City, Utah / Brighton HS |
| 3 | Pelle Larsson | 6-5 | 215 | G | Fr. | Nacka, Sweden / Riksbasketgymnasiet Luleå |
| 2 | Ian Martinez | 6-3 | 183 | G | Fr. | Heredia, Costa Rica / JSerra Catholic |
| 25 | Alfonso Plummer | 6-1 | 182 | G | Sr. | Fajardo, Puerto Rico / Arizona Western College |
| 32 | Lahat Thioune | 6-10 | 243 | C | R-So. | Dakar, Senegal / Florida Prep |
| 30 | Brendan Wenzel | 6-7 | 215 | G | R-Fr. | San Antonio, Texas / O'Connor HS |

COACHING STAFF

| Name | Position | Experience | Alma Mater |
|-------------------|--------------------------------|-------------------|---|
| Larry Krystkowiak | Head Coach | 10th Season | Montana (1996) |
| Tommy Connor | Associate Head Coach | 10th/14th Season | Utah (1990) |
| Andy Hill | Assistant Coach | 10th Season | Eastern Washington (2000) |
| Henry Martinez | Assistant Coach | 2nd Season | Universidad Florencio Del Castillo (2018) |
| Donny Daniels | Director of Player Development | 2nd / 12th Season | Cal State Fullerton (1976) |
| Chris Jones | Director of Operations | 5th Season | Utah (1994) |
| Scott McByrne | Video Coordinator | 10th Season | Tampa (2008) |
| David Donlevy | Director of Strategy | 3rd Season | Utah (2018) |

PRONUNCIATION GUIDE

| | | | |
|-----------------|-----------------------|----------------|---------------|
| Luc Krystkowiak | look kris-toe-vee-ak | Pelle Larsson | pell-luh |
| Jaxon Brenchley | brench-lee | Brendan Wenzel | WEN-zul |
| Eli Ballstaedt | EE-lie BALL-stead | Lahat Thioune | luh-HOT CHOON |
| Mikael Jantunen | me-KI-el YAWN-too-nen | | |
| Jordan Kellier | kell-lee-er | | |



2020-21 PRESEASON QUICK FACTS

GENERAL

| | |
|---------------------------------|------------------------------|
| Location | Salt Lake City, Utah |
| Metro Population | 1,222,540 |
| Elevation | 4,657 feet above sea level |
| President | Dr. Ruth V. Watkins |
| Athletics Director | Mark Harlan |
| Faculty Athletic Representative | Karen Paisley |
| Founded | 1850 |
| Enrollment | 33,047 |
| Conference | Pac-12 |
| Nickname | Utes/Runnin' Utes (MBB only) |
| Colors | Red and White (PMS 187) |
| Mascot | "Swoop" (Red-Tailed Hawk) |

DEPARTMENT PHONE NUMBERS

| | |
|-----------------------------------|--|
| Athletics Department | 801.581.8171 |
| Athletic Communications Main Line | 801.581.3510 |
| MBB Communications Line | 801.587.7298 |
| SID Fax | 801.581.4358 |
| Press Row Phone | 801.581.6657 |
| Ticket Office Phone | 801.581.UTIX |
| Tickets Online | www.UtahTickets.com |

BASKETBALL STAFF

| | |
|-------------------------------------|---|
| Head Coach | Larry Krystkowiak (Montana, 1996) |
| Record at Utah | 171-126 (9 seasons) |
| Career Record | 213-146 (11 seasons) |
| Associate Head Coach | Tommy Connor (Utah, 1990) |
| Assistant Coaches | Andy Hill (Eastern Washington, 2000) |
| | Henry Martinez (Florencio Del Castillo, 2018) |
| Director of Player Development | Donny Daniels (CSUF, 1977) |
| Director of Basketball Operations | Chris Jones (Utah, 1994) |
| Video Coordinator | Scott McByrne (Tampa, 2008) |
| Director of Basketball Strategy | David Donlevy (Utah, 2018) |
| Director of MBB Sports Performance | Charles Stephenson |
| Head Athletics Trainer | Trevor Jameson |
| Creative & Social Media Coordinator | Alina Rogers |
| Administrative Assistant | Alison Jensen |
| Office Assistant | Sammi Swan Dunn |
| Office Phone | 801.581.5451 |

FACILITY

| | |
|------------------------|------------------------|
| Arena | Jon M. Huntsman Center |
| Capacity | 15,000 |
| Huntsman Center Record | 642-159 (.801) |
| 2019-20 Home Record | 12-2 |
| Press Row Phone Number | 801.581.6657 |

TEAM INFORMATION

| | |
|--------------------------------|-----------|
| 2019-20 Record | 16-15 |
| 2019-20 Pac-12 Record (Finish) | 7-11 (T9) |
| 2019-20 Postseason | None |
| Starters Returning/Lost | 4/1 |
| Letterwinners Returning/Lost | 8/1 |

BASKETBALL HISTORY

| | |
|--------------------------|--------------------|
| Started Basketball/Years | 1908-09 / 112 |
| All-Time Record | 1,836-1,021 (.643) |
| Last NCAA Appearance | 2016 / 2nd Round |
| NCAA Appearances/Record | 29 / 38-32 |
| Last NIT Appearance | 2018 |
| NIT Appearances/Record | 14 / 15-13 |
| CBI Appearances/Record | 1 / 1-1 |

ATHLETICS COMMUNICATIONS

| | |
|---|--|
| Main Phone | 801.581.3510 |
| Fax | 801.581.4358 |
| Associate AD for Strategic Communications | Paul Kirk |
| E-Mail | pkirk@huntsman.utah.edu |
| Associate Director/MBB Contact | John Vu |
| E-Mail | jvu@huntsman.utah.edu |
| Office | 801.587.7298 |
| Cell | 714.728.9163 |
| Mailing Address | 1825 E South Campus Dr. Salt Lake City, UT 84121 |

NCAA Infractions

On August 6, 2019, the NCAA Committee on Infractions released its statement on violations by the University of Utah men's basketball program. The two Level II violations are related to the recruitment of prospective student-athletes and a Level III violation involved the son of the head coach.

In April 2018, the coaches engaged in the off-campus recruitment of prospects during a time period when off-campus recruiting was not permitted. The coaches also coordinated a prospect's unofficial visit to Utah with a local two-year college, which triggered an official visit and caused the institution to exceed the official visit limit for the year. Level II violations were charged for the impermissible recruiting activities. The Level III violation was the result of a prospect-aged son of a coach participating in a single summer team practice.

The coaches and institution identified and self-reported the off-campus recruiting infractions, then collaborated with the NCAA to finalize the investigation into the on-campus visit. Utah's self-imposed penalties include: a \$5,000 financial penalty; off-campus recruiting ban from July 11-15, 2018; reduction of in-person recruiting days from 130 to 113 for 2018-2019; three-week ban on unofficial visits and complimentary admissions in November 2018; reduced official visits for 2018-2019 by eight percent; additional institutional and NCAA rules education for coaching staff members; one-year ban on the recruitment of local two-year college prospects (2019-2020); letter of reprimand delivered to coaches; the responsible staff member was suspended from coaching and recruiting for one week in November 2018; and all off-campus recruiting activities must be pre-approved by compliance.

In addition to the aforementioned penalties, the NCAA applied a two-year probationary period and imposed public reprimand and censure. Utah is also required to disassociate with the former local two-year college coach for a period of one year.

ALL-TIME SERIES RECORD (2020-21 OPPONENTS ONLY)

| Opponent | Home | Away | Neau | Overall | Last |
|---------------|-------|-------|------|---------|----------|
| Arizona | 21-11 | 8-21 | 1-3 | 30-35 | 1/16/20 |
| Arizona State | 19-7 | 13-14 | 2-2 | 34-23 | 1/18/20 |
| BYU | 76-51 | 48-73 | 5-7 | 129-131 | 12/4/19 |
| California | 10-5 | 4-9 | 3-2 | 17-16 | 2/29/20 |
| Colorado | 16-8 | 7-20 | 1-1 | 24-29 | 3/7/20 |
| Idaho | 11-1 | 0-0 | 1-2 | 12-3 | 11/13/09 |
| Idaho State | 19-0 | 8-3 | 0-1 | 27-4 | 12/8/20 |
| Oregon | 5-7 | 3-9 | 2-8 | 10-24 | 2/16/20 |
| Oregon State | 14-2 | 3-12 | 2-1 | 19-15 | 3/1/20 |
| Stanford | 14-3 | 3-10 | 5-1 | 22-14 | 2/26/20 |
| UCLA | 5-4 | 4-8 | 1-0 | 10-12 | 2/20/20 |
| USC | 14-6 | 8-11 | 3-3 | 25-20 | 2/23/20 |
| Utah Valley | 1-0 | 0-0 | 0-0 | 1-0 | 12/16/16 |

| Opponent | Home | Away | Neau | Overall | Last |
|------------------|---------|---------|-------|---------|---------|
| Washington | 10-3 | 5-7 | 2-1 | 17-11 | 12/3/20 |
| Washington State | 18-1 | 7-2 | 1-1 | 26-4 | 2/23/19 |
| TOTAL | 253-109 | 121-199 | 29-33 | 403-341 | |

-2020-21 games included

AP POLL

WEEK 2 (Dec. 7)

| RK. | TEAM | RECORD | PTS | PREV |
|-----|-----------------|--------|------|------|
| 1 | Gonzaga (57) | 3-0 | 1518 | 1 |
| 2 | Baylor (7) | 3-0 | 1470 | 2 |
| 3 | Iowa | 3-0 | 1385 | 3 |
| 4 | Michigan State | 5-0 | 1296 | 8 |
| 5 | Kansas | 4-1 | 1195 | 7 |
| 6 | Illinois | 3-1 | 1104 | 5 |
| 7 | Houston | 4-0 | 1090 | 10 |
| 8 | Creighton | 3-0 | 1068 | 9 |
| 9 | Villanova | 4-1 | 1033 | 12 |
| 10 | Duke | 2-1 | 954 | 6 |
| 11 | West Virginia | 4-1 | 918 | 11 |
| 12 | Tennessee | 0-0 | 767 | 13 |
| 13 | Texas | 4-1 | 750 | 17 |
| 13 | Wisconsin | 3-1 | 750 | 4 |
| 15 | Virginia Tech | 4-0 | 688 | 16 |
| 16 | North Carolina | 3-1 | 547 | 14 |
| 17 | Texas Tech | 4-1 | 541 | 17 |
| 18 | Virginia | 3-1 | 474 | 15 |
| 19 | Richmond | 2-0 | 419 | 19 |
| 20 | Florida State | 1-0 | 350 | 22 |
| 21 | Rutgers | 3-0 | 293 | 24 |
| 23 | Arizona State | 3-1 | 218 | 25 |
| 24 | San Diego State | 4-0 | 123 | RV |
| 25 | Louisville | 4-0 | 122 | RV |
| 0 | Michigan | 4-0 | 107 | RV |

Others receiving votes: Saint Louis 94; Florida 90; Indiana 40; Oklahoma State 26; Oregon 26; Marquette 22; Missouri 19; Connecticut 12; Xavier 9; Clemson 7; Alabama 5; Washington St. 3; Maryland 2; Oklahoma 1; Southern Methodist 1; UCLA 1.

USA TODAY COACHES POLL

WEEK 2 (Dec. 7)

| RK. | TEAM | RECORD | PTS | PREV |
|-----|----------------|--------|-----|------|
| 1. | Gonzaga | 3-0 | 788 | 2 |
| 2. | Baylor | 3-0 | 774 | 1 |
| 3. | Iowa | 3-0 | 717 | 6 |
| 4. | Michigan State | 5-0 | 679 | 12 |
| 5. | Kansas | 4-1 | 585 | 5 |
| 6. | Villanova | 4-1 | 581 | 3 |
| 7. | Creighton | 3-0 | 561 | 11 |
| 8. | Houston | 4-0 | 529 | 18 |
| 9. | Illinois | 3-1 | 525 | 10 |
| 10. | West Virginia | 4-1 | 471 | 15 |
| 11. | Duke | 2-1 | 458 | 8 |
| 12. | Texas | 4-1 | 407 | 22 |
| 13. | Wisconsin | 3-1 | 361 | 7 |
| 14. | North Carolina | 3-1 | 331 | 16 |
| 15. | Virginia Tech | 4-0 | 315 | NR |
| 16. | Tennessee | 0-0 | 311 | 14 |
| 17. | Texas Tech | 4-1 | 310 | 13 |
| 18. | Virginia | 3-1 | 268 | 4 |
| 19. | Richmond | 2-0 | 198 | NR |
| 20. | Ohio St. | 3-0 | 176 | 24 |
| 21. | Florida State | 1-0 | 167 | 18 |
| 22. | Rutgers | 3-0 | 161 | 23 |
| 23. | Arizona State | 3-1 | 121 | 17 |
| 24. | Louisville | 4-0 | 95 | RV |
| 25. | Florida | 3-0 | 83 | RV |

Others receiving votes: Michigan 78; San Diego State 50; Saint Louis 44; UCLA 38; Oregon 34; Oklahoma State 30; Indiana 26; Marquette 16; Missouri 15; North Dakota 14; Oklahoma 13; Louisiana State 13; Arkansas 11; NC State 10; Clemson 10; Maryland 6; Connecticut 6; Xavier 5; Memphis 2; Drake 2; Western Kentucky 1; Southern Methodist 1; Kentucky 1; Alabama 1; Abilene Christian 1.





2020-21 RESULTS

Game Records

| Record | Overall | Home | Away | Neutral |
|----------------|---------|------|------|---------|
| ALL GAMES | 2-0 | 2-0 | 0-0 | 0-0 |
| CONFERENCE | 1-0 | 1-0 | 0-0 | 0-0 |
| NON-CONFERENCE | 1-0 | 1-0 | 0-0 | 0-0 |

Team Results

| Date | Opponent | Score | Att. | High Points | High Rebounds |
|------------|--------------|-------|------|-----------------------|---|
| 12/03/2020 | Washington W | 76-62 | 0 | (21) PLUMMER, Alfonso | (8) ALLEN, Timmy (8) JANTUNEN, Mikael |
| 12/08/2020 | Idaho St. W | 75-59 | 0 | (14) LARSSON, Pelle | (5) BATTIN, Riley (5) PLUMMER, Alfonso |

Attendance Summary

| | Games | Attend | Avg/Game |
|--------------|----------|----------|----------|
| Home | 2 | 0 | 0 |
| Away | 0 | 0 | 0 |
| Neutral | 0 | 0 | 0 |
| Total | 2 | 0 | 0 |



2020-21 OVERALL STATISTICS

Game Records

| Record | Overall | Home | Away | Neutral |
|----------------|---------|------|------|---------|
| ALL GAMES | 2-0 | 2-0 | 0-0 | 0-0 |
| CONFERENCE | 1-0 | 1-0 | 0-0 | 0-0 |
| NON-CONFERENCE | 1-0 | 1-0 | 0-0 | 0-0 |

Score by Periods

| Team | 1st | 2nd | OT | TOT |
|-----------|-----|-----|----|-----|
| Utah | 78 | 73 | 0 | 151 |
| Opponents | 52 | 69 | 0 | 121 |

Team Box Score

| No. | Player | | | | Total | | 3-Point | | F-Throw | | Rebounds | | | | | | | | | | | | | |
|-----------|------------------|-------|-------|------|--------|------|---------|------|---------|------|----------|-----|-----|------|----|----|----|----|-----|-----|-----|------|--|--|
| | | GP-GS | MIN | AVG | FG-FGA | FG% | 3FG-FGA | 3FG% | FT-FTA | FT% | OFF | DEF | TOT | AVG | PF | DQ | A | TO | BLK | STL | PTS | AVG | | |
| 25 | PLUMMER, Alfonso | 2-2 | 53:51 | 26.9 | 13-27 | .481 | 6-16 | .375 | 2-4 | .500 | 2 | 3 | 5 | 2.5 | 1 | 0 | 0 | 1 | 0 | 5 | 34 | 17.0 | | |
| 1 | ALLEN, Timmy | 2-2 | 63:38 | 31.8 | 9-23 | .391 | 1-4 | .250 | 6-10 | .600 | 0 | 12 | 12 | 6.0 | 2 | 0 | 7 | 4 | 0 | 0 | 25 | 12.5 | | |
| 35 | CARLSON, Branden | 2-2 | 45:12 | 22.6 | 9-19 | .474 | 1-3 | .333 | 3-6 | .500 | 1 | 6 | 7 | 3.5 | 2 | 0 | 2 | 2 | 3 | 1 | 22 | 11.0 | | |
| 3 | LARSSON, Pelle | 2-0 | 41:35 | 20.8 | 7-10 | .700 | 1-2 | .500 | 7-8 | .875 | 1 | 1 | 2 | 1.0 | 4 | 0 | 10 | 3 | 2 | 2 | 22 | 11.0 | | |
| 20 | JANTUNEN, Mikael | 2-2 | 53:44 | 26.9 | 9-13 | .692 | 2-3 | .667 | 0-0 | .000 | 5 | 7 | 12 | 6.0 | 6 | 0 | 4 | 1 | 0 | 2 | 20 | 10.0 | | |
| 15 | JONES, Rylan | 2-2 | 61:30 | 30.8 | 7-11 | .636 | 4-6 | .667 | 0-0 | .000 | 0 | 4 | 4 | 2.0 | 6 | 0 | 10 | 4 | 0 | 5 | 18 | 9.0 | | |
| 21 | BATTIN, Riley | 2-0 | 39:05 | 19.5 | 1-6 | .167 | 1-3 | .333 | 5-7 | .714 | 1 | 9 | 10 | 5.0 | 2 | 0 | 7 | 0 | 0 | 1 | 8 | 4.0 | | |
| 10 | KELLIER, Jordan | 1-0 | 03:31 | 3.5 | 1-4 | .250 | 0-0 | .000 | 0-0 | .000 | 0 | 1 | 1 | 1.0 | 2 | 0 | 0 | 1 | 0 | 0 | 2 | 2.0 | | |
| 2 | MARTINEZ, Ian | 2-0 | 18:33 | 9.3 | 0-4 | .000 | 0-2 | .000 | 0-0 | .000 | 0 | 0 | 0 | 0.0 | 1 | 0 | 1 | 2 | 2 | 1 | 0 | 0.0 | | |
| 32 | THIOUNE, Lahat | 2-0 | 07:37 | 3.8 | 0-1 | .000 | 0-0 | .000 | 0-0 | .000 | 1 | 1 | 2 | 1.0 | 3 | 0 | 0 | 0 | 0 | 0 | 0 | 0.0 | | |
| 5 | BRENCHLEY, Jaxon | 2-0 | 08:13 | 4.1 | 0-0 | .000 | 0-0 | .000 | 0-0 | .000 | 0 | 2 | 2 | 1.0 | 2 | 0 | 0 | 0 | 0 | 0 | 0 | 0.0 | | |
| 30 | WENZEL, Brendan | 1-0 | 03:31 | 3.5 | 0-1 | .000 | 0-1 | .000 | 0-0 | .000 | 0 | 1 | 1 | 1.0 | 0 | 0 | 1 | 0 | 0 | 0 | 0 | 0.0 | | |
| Team | | | | | | | | | | | 8 | 2 | 10 | | | | | | | | | | | |
| Total | | 2 | 400 | | 56-119 | .471 | 16-40 | .400 | 23-35 | .657 | 19 | 49 | 68 | 34.0 | 31 | 0 | 42 | 18 | 7 | 17 | 151 | 75.5 | | |
| Opponents | | 2 | 400 | | 46-128 | .359 | 11-52 | .212 | 18-23 | .783 | 36 | 48 | 84 | 42.0 | 33 | 0 | 17 | 32 | 11 | 11 | 121 | 60.5 | | |

Team Statistics

| | UTAH | OPP |
|------------------------|---------------|---------------|
| Scoring | 151 | 121 |
| Points per game | 75.5 | 60.5 |
| Scoring margin | +15.0 | - |
| Field goals-att | 56-119 | 46-128 |
| Field goal pct | .471 | .359 |
| 3 point fg-att | 16-40 | 11-52 |
| 3-point FG pct | .400 | .212 |
| 3-pt FG made per game | 8.0 | 5.5 |
| Free throws-att | 23-35 | 18-23 |
| Free throw pct | .657 | .783 |
| F-Throws made per game | 11.5 | 9.0 |
| Rebounds | 68 | 84 |
| Rebounds per game | 34.0 | 42.0 |
| Rebounding margin | -8.0 | - |
| Assists | 42 | 17 |
| Assists per game | 21.0 | 8.5 |
| Turnovers | 18 | 32 |
| Turnovers per game | 9.0 | 16.0 |
| Turnover margin | +7.0 | - |
| Assist/turnover ratio | 2.3 | 0.5 |
| Steals | 17 | 11 |
| Steals per game | 8.5 | 5.5 |
| Blocks | 7 | 11 |
| Blocks per game | 3.5 | 5.5 |
| Winning streak | 2 | - |
| Home win streak | 2 | - |
| Attendance | 0 | 0 |
| Home games-Avg/Game | 2-0 | 0-0 |
| Neutral site-Avg/Game | - | 0-0 |

Team Results

| Date | Opponent | | Score | Att. |
|------------|------------|---|-------|------|
| 12/03/2020 | Washington | W | 76-62 | 0 |
| 12/08/2020 | Idaho St. | W | 75-59 | 0 |

2020-21 PAC-12 STATISTICS

Game Records

| Record | Overall | Home | Away | Neutral |
|----------------|---------|------|------|---------|
| ALL GAMES | 1-0 | 1-0 | 0-0 | 0-0 |
| CONFERENCE | 1-0 | 1-0 | 0-0 | 0-0 |
| NON-CONFERENCE | 0-0 | 0-0 | 0-0 | 0-0 |

Score by Periods

| Team | 1st | 2nd | OT | TOT |
|-----------|-----|-----|----|-----|
| Utah | 37 | 39 | 0 | 76 |
| Opponents | 32 | 30 | 0 | 62 |

Team Box Score

| No. Player | | | | | Total | | 3-Point | | F-Throw | | Rebounds | | | | | | | | | | | | | |
|------------|------------------|-------|-------|------|--------|------|---------|------|---------|-------|----------|-----|-----|------|----|----|----|----|-----|-----|-----|------|--|--|
| | | GP-GS | MIN | AVG | FG-FGA | FG% | 3FG-FGA | 3FG% | FT-FTA | FT% | OFF | DEF | TOT | AVG | PF | DQ | A | TO | BLK | STL | PTS | AVG | | |
| 25 | PLUMMER, Alfonso | 1-1 | 29:35 | 29.6 | 8-17 | .471 | 4-11 | .364 | 1-2 | .500 | 0 | 0 | 0 | 0.0 | 0 | 0 | 0 | 0 | 0 | 4 | 21 | 21.0 | | |
| 1 | ALLEN, Timmy | 1-1 | 32:11 | 32.2 | 6-14 | .429 | 0-2 | .000 | 2-4 | .500 | 0 | 8 | 8 | 8.0 | 1 | 0 | 4 | 1 | 0 | 0 | 14 | 14.0 | | |
| 20 | JANTUNEN, Mikael | 1-1 | 23:04 | 23.1 | 5-6 | .833 | 0-0 | .000 | 0-0 | .000 | 5 | 3 | 8 | 8.0 | 2 | 0 | 2 | 1 | 0 | 2 | 10 | 10.0 | | |
| 35 | CARLSON, Branden | 1-1 | 23:36 | 23.6 | 3-8 | .375 | 0-1 | .000 | 3-6 | .500 | 1 | 4 | 5 | 5.0 | 2 | 0 | 0 | 1 | 3 | 0 | 9 | 9.0 | | |
| 3 | LARSSON, Pelle | 1-0 | 17:51 | 17.9 | 2-4 | .500 | 0-1 | .000 | 4-4 | 1.000 | 1 | 0 | 1 | 1.0 | 4 | 0 | 7 | 2 | 0 | 1 | 8 | 8.0 | | |
| 15 | JONES, Rylan | 1-1 | 32:21 | 32.4 | 2-3 | .667 | 2-3 | .667 | 0-0 | .000 | 0 | 3 | 3 | 3.0 | 3 | 0 | 5 | 3 | 0 | 0 | 6 | 6.0 | | |
| 21 | BATTIN, Riley | 1-0 | 18:33 | 18.6 | 1-5 | .200 | 1-2 | .500 | 3-5 | .600 | 0 | 5 | 5 | 5.0 | 1 | 0 | 2 | 0 | 0 | 0 | 6 | 6.0 | | |
| 10 | KELLIER, Jordan | 1-0 | 03:31 | 3.5 | 1-4 | .250 | 0-0 | .000 | 0-0 | .000 | 0 | 1 | 1 | 1.0 | 2 | 0 | 0 | 1 | 0 | 0 | 2 | 2.0 | | |
| 2 | MARTINEZ, Ian | 1-0 | 06:15 | 6.3 | 0-1 | .000 | 0-1 | .000 | 0-0 | .000 | 0 | 0 | 0 | 0.0 | 0 | 0 | 0 | 2 | 1 | 0 | 0 | 0.0 | | |
| 32 | THIOUNE, Lahat | 1-0 | 06:01 | 6.0 | 0-1 | .000 | 0-0 | .000 | 0-0 | .000 | 1 | 1 | 2 | 2.0 | 1 | 0 | 0 | 0 | 0 | 0 | 0 | 0.0 | | |
| 5 | BRENCHLEY, Jaxon | 1-0 | 03:31 | 3.5 | 0-0 | .000 | 0-0 | .000 | 0-0 | .000 | 0 | 2 | 2 | 2.0 | 0 | 0 | 0 | 0 | 0 | 0 | 0 | 0.0 | | |
| 30 | WENZEL, Brendan | 1-0 | 03:31 | 3.5 | 0-1 | .000 | 0-1 | .000 | 0-0 | .000 | 0 | 1 | 1 | 1.0 | 0 | 0 | 1 | 0 | 0 | 0 | 0 | 0.0 | | |
| Team | | | | | | | | | | | 7 | 1 | 8 | | | | | | | | | | | |
| Total | | 1 | 200 | | 28-64 | .438 | 7-22 | .318 | 13-21 | .619 | 15 | 29 | 44 | 44.0 | 16 | 0 | 21 | 11 | 4 | 7 | 76 | 76.0 | | |
| Opponents | | 1 | 200 | | 25-71 | .352 | 6-30 | .200 | 6-9 | .667 | 19 | 24 | 43 | 43.0 | 18 | 0 | 7 | 13 | 6 | 6 | 62 | 62.0 | | |

Team Statistics

| | UTAH | OPP |
|------------------------|--------------|--------------|
| Scoring | 76 | 62 |
| Points per game | 76.0 | 62.0 |
| Scoring margin | +14.0 | - |
| Field goals-att | 28-64 | 25-71 |
| Field goal pct | .438 | .352 |
| 3 point fg-att | 7-22 | 6-30 |
| 3-point FG pct | .318 | .200 |
| 3-pt FG made per game | 7.0 | 6.0 |
| Free throws-att | 13-21 | 6-9 |
| Free throw pct | .619 | .667 |
| F-Throws made per game | 13.0 | 6.0 |
| Rebounds | 44 | 43 |
| Rebounds per game | 44.0 | 43.0 |
| Rebounding margin | +1.0 | - |
| Assists | 21 | 7 |
| Assists per game | 21.0 | 7.0 |
| Turnovers | 11 | 13 |
| Turnovers per game | 11.0 | 13.0 |
| Turnover margin | +2.0 | - |
| Assist/turnover ratio | 1.9 | 0.5 |
| Steals | 7 | 6 |
| Steals per game | 7.0 | 6.0 |
| Blocks | 4 | 6 |
| Blocks per game | 4.0 | 6.0 |
| Winning streak | 1 | - |
| Home win streak | 1 | - |
| Attendance | 0 | 0 |
| Home games-Avg/Game | 1-0 | 0-0 |
| Neutral site-Avg/Game | - | 0-0 |

Team Results

| Date | Opponent | | Score | Att. |
|------------|------------|---|-------|------|
| 12/03/2020 | Washington | W | 76-62 | 0 |

2020-21 HOME STATISTICS

Game Records

| Record | Overall | Home | Away | Neutral |
|----------------|---------|------|------|---------|
| ALL GAMES | 2-0 | 2-0 | 0-0 | 0-0 |
| CONFERENCE | 1-0 | 1-0 | 0-0 | 0-0 |
| NON-CONFERENCE | 1-0 | 1-0 | 0-0 | 0-0 |

Score by Periods

| Team | 1st | 2nd | OT | TOT |
|-----------|-----|-----|----|-----|
| Utah | 78 | 73 | 0 | 151 |
| Opponents | 52 | 69 | 0 | 121 |

Team Box Score

| No. | Player | | | | Total | | 3-Point | | F-Throw | | Rebounds | | | | | | | | | | | |
|-----------|------------------|-------|-------|------|--------|------|---------|------|---------|------|----------|-----|-----|------|----|----|----|----|-----|-----|-----|------|
| | | GP-GS | MIN | AVG | FG-FGA | FG% | 3FG-FGA | 3FG% | FT-FTA | FT% | OFF | DEF | TOT | AVG | PF | DQ | A | TO | BLK | STL | PTS | AVG |
| 25 | PLUMMER, Alfonso | 2-2 | 53:51 | 26.9 | 13-27 | .481 | 6-16 | .375 | 2-4 | .500 | 2 | 3 | 5 | 2.5 | 1 | 0 | 0 | 1 | 0 | 5 | 34 | 17.0 |
| 1 | ALLEN, Timmy | 2-2 | 63:38 | 31.8 | 9-23 | .391 | 1-4 | .250 | 6-10 | .600 | 0 | 12 | 12 | 6.0 | 2 | 0 | 7 | 4 | 0 | 0 | 25 | 12.5 |
| 35 | CARLSON, Branden | 2-2 | 45:12 | 22.6 | 9-19 | .474 | 1-3 | .333 | 3-6 | .500 | 1 | 6 | 7 | 3.5 | 2 | 0 | 2 | 2 | 3 | 1 | 22 | 11.0 |
| 3 | LARSSON, Pelle | 2-0 | 41:35 | 20.8 | 7-10 | .700 | 1-2 | .500 | 7-8 | .875 | 1 | 1 | 2 | 1.0 | 4 | 0 | 10 | 3 | 2 | 2 | 22 | 11.0 |
| 20 | JANTUNEN, Mikael | 2-2 | 53:44 | 26.9 | 9-13 | .692 | 2-3 | .667 | 0-0 | .000 | 5 | 7 | 12 | 6.0 | 6 | 0 | 4 | 1 | 0 | 2 | 20 | 10.0 |
| 15 | JONES, Rylan | 2-2 | 61:30 | 30.8 | 7-11 | .636 | 4-6 | .667 | 0-0 | .000 | 0 | 4 | 4 | 2.0 | 6 | 0 | 10 | 4 | 0 | 5 | 18 | 9.0 |
| 21 | BATTIN, Riley | 2-0 | 39:05 | 19.5 | 1-6 | .167 | 1-3 | .333 | 5-7 | .714 | 1 | 9 | 10 | 5.0 | 2 | 0 | 7 | 0 | 0 | 1 | 8 | 4.0 |
| 10 | KELLIER, Jordan | 1-0 | 03:31 | 3.5 | 1-4 | .250 | 0-0 | .000 | 0-0 | .000 | 0 | 1 | 1 | 1.0 | 2 | 0 | 0 | 1 | 0 | 0 | 2 | 2.0 |
| 2 | MARTINEZ, Ian | 2-0 | 18:33 | 9.3 | 0-4 | .000 | 0-2 | .000 | 0-0 | .000 | 0 | 0 | 0 | 0.0 | 1 | 0 | 1 | 2 | 2 | 1 | 0 | 0.0 |
| 32 | THIQUINE, Lahat | 2-0 | 07:37 | 3.8 | 0-1 | .000 | 0-0 | .000 | 0-0 | .000 | 1 | 1 | 2 | 1.0 | 3 | 0 | 0 | 0 | 0 | 0 | 0 | 0.0 |
| 5 | BRECHLEY, Jaxon | 2-0 | 08:13 | 4.1 | 0-0 | .000 | 0-0 | .000 | 0-0 | .000 | 0 | 2 | 2 | 1.0 | 2 | 0 | 0 | 0 | 0 | 0 | 0 | 0.0 |
| 30 | WENZEL, Brendan | 1-0 | 03:31 | 3.5 | 0-1 | .000 | 0-1 | .000 | 0-0 | .000 | 0 | 1 | 1 | 1.0 | 0 | 0 | 1 | 0 | 0 | 0 | 0 | 0.0 |
| Team | | | | | | | | | | | 8 | 2 | 10 | | | | | | | | | |
| Total | | 2 | 400 | | 56-119 | .471 | 16-40 | .400 | 23-35 | .657 | 19 | 49 | 68 | 34.0 | 31 | 0 | 42 | 18 | 7 | 17 | 151 | 75.5 |
| Opponents | | 2 | 400 | | 46-128 | .359 | 11-52 | .212 | 18-23 | .783 | 36 | 48 | 84 | 42.0 | 33 | 0 | 17 | 32 | 11 | 11 | 121 | 60.5 |

Team Statistics

| | UTAH | OPP |
|------------------------|---------------|---------------|
| Scoring | 151 | 121 |
| Points per game | 75.5 | 60.5 |
| Scoring margin | +15.0 | - |
| Field goals-att | 56-119 | 46-128 |
| Field goal pct | .471 | .359 |
| 3 point fg-att | 16-40 | 11-52 |
| 3-point FG pct | .400 | .212 |
| 3-pt FG made per game | 8.0 | 5.5 |
| Free throws-att | 23-35 | 18-23 |
| Free throw pct | .657 | .783 |
| F-Throws made per game | 11.5 | 9.0 |
| Rebounds | 68 | 84 |
| Rebounds per game | 34.0 | 42.0 |
| Rebounding margin | -8.0 | - |
| Assists | 42 | 17 |
| Assists per game | 21.0 | 8.5 |
| Turnovers | 18 | 32 |
| Turnovers per game | 9.0 | 16.0 |
| Turnover margin | +7.0 | - |
| Assist/turnover ratio | 2.3 | 0.5 |
| Steals | 17 | 11 |
| Steals per game | 8.5 | 5.5 |
| Blocks | 7 | 11 |
| Blocks per game | 3.5 | 5.5 |
| Winning streak | 2 | - |
| Home win streak | 2 | - |
| Attendance | 0 | 0 |
| Home games-Avg/Game | 2-0 | 0-0 |
| Neutral site-Avg/Game | - | 0-0 |

Team Results

| Date | Opponent | | Score | Att. |
|------------|------------|---|-------|------|
| 12/03/2020 | Washington | W | 76-62 | 0 |
| 12/08/2020 | Idaho St. | W | 75-59 | 0 |

2019-20 ROAD STATISTICS

Game Records

| Record | Overall | Home | Away | Neutral |
|----------------|---------|------|------|---------|
| ALL GAMES | 1-10 | 0-0 | 1-10 | 0-0 |
| CONFERENCE | 0-9 | 0-0 | 0-9 | 0-0 |
| NON-CONFERENCE | 1-1 | 0-0 | 1-1 | 0-0 |

Score by Periods

| Team | 1st | 2nd | OT | TOT |
|-----------|-----|-----|----|-----|
| Utah | 289 | 393 | 10 | 692 |
| Opponents | 385 | 453 | 17 | 855 |

Team Box Score

| No. | Player | | | | Total | | 3-Point | | F-Throw | | Rebounds | | | | | | | | | | | |
|-----------|------------------|-------|--------|------|---------|------|---------|-------|---------|------|----------|-----|-----|------|-----|----|-----|-----|-----|-----|-----|------|
| | | GP-GS | MIN | AVG | FG-FGA | FG% | 3FG-FGA | 3FG% | FT-FTA | FT% | OFF | DEF | TOT | AVG | PF | DQ | A | TO | BLK | STL | PTS | AVG |
| 1 | ALLEN, Timmy | 11-11 | 381:41 | 34.7 | 61-153 | .399 | 3-17 | .176 | 39-61 | .639 | 14 | 66 | 80 | 7.3 | 28 | 1 | 38 | 35 | 1 | 14 | 164 | 14.9 |
| 11 | GACH, Both | 9-7 | 252:18 | 28.0 | 33-87 | .379 | 7-40 | .175 | 12-16 | .750 | 5 | 20 | 25 | 2.8 | 15 | 1 | 17 | 25 | 2 | 3 | 85 | 9.4 |
| 35 | CARLSON, Branden | 11-10 | 264:53 | 24.1 | 36-60 | .600 | 2-9 | .222 | 11-17 | .647 | 14 | 34 | 48 | 4.4 | 19 | 0 | 7 | 14 | 19 | 2 | 85 | 7.7 |
| 21 | BATTIN, Riley | 11-10 | 265:10 | 24.1 | 25-69 | .362 | 14-38 | .368 | 17-25 | .680 | 6 | 28 | 34 | 3.1 | 12 | 0 | 7 | 9 | 0 | 2 | 81 | 7.4 |
| 15 | JONES, Rylan | 11-11 | 309:43 | 28.2 | 20-72 | .278 | 16-55 | .291 | 21-24 | .875 | 1 | 29 | 30 | 2.7 | 32 | 1 | 33 | 33 | 0 | 6 | 77 | 7.0 |
| 25 | PLUMMER, Alfonso | 11-0 | 146:15 | 13.3 | 24-55 | .436 | 14-38 | .368 | 7-9 | .778 | 2 | 8 | 10 | 0.9 | 5 | 0 | 3 | 6 | 1 | 4 | 69 | 6.3 |
| 20 | JANTUNEN, Mikael | 11-1 | 231:48 | 21.1 | 20-34 | .588 | 0-4 | .000 | 10-19 | .526 | 25 | 24 | 49 | 4.5 | 31 | 1 | 9 | 13 | 2 | 3 | 50 | 4.5 |
| 5 | BRENCHLEY, Jaxon | 11-4 | 240:24 | 21.9 | 18-50 | .360 | 9-32 | .281 | 4-5 | .800 | 8 | 23 | 31 | 2.8 | 13 | 0 | 10 | 5 | 0 | 6 | 49 | 4.5 |
| 40 | REININGER, Marc | 3-0 | 18:12 | 6.1 | 1-3 | .333 | 1-1 | 1.000 | 3-6 | .500 | 3 | 1 | 4 | 1.3 | 0 | 0 | 0 | 1 | 0 | 0 | 6 | 2.0 |
| 10 | HADDOCK, Brandon | 1-0 | 03:48 | 3.8 | 0-2 | .000 | 0-1 | .000 | 2-4 | .500 | 0 | 0 | 0 | 0.0 | 1 | 0 | 0 | 0 | 0 | 0 | 2 | 2.0 |
| 13 | BALLSTAEDT, Eli | 5-0 | 30:24 | 6.1 | 3-10 | .300 | 3-9 | .333 | 0-0 | .000 | 2 | 1 | 3 | 0.6 | 4 | 0 | 2 | 1 | 0 | 1 | 9 | 1.8 |
| 32 | THIOUNE, Lahat | 9-1 | 66:38 | 7.4 | 4-7 | .571 | 0-0 | .000 | 4-6 | .667 | 9 | 11 | 20 | 2.2 | 9 | 0 | 0 | 4 | 3 | 2 | 12 | 1.3 |
| 2 | VAN KOMEN, Matt | 4-0 | 13:25 | 3.4 | 1-2 | .500 | 0-0 | .000 | 1-2 | .500 | 3 | 1 | 4 | 1.0 | 4 | 0 | 0 | 1 | 1 | 0 | 3 | 0.8 |
| 14 | KING, Brooks | 1-0 | 00:20 | 0.3 | 0-0 | .000 | 0-0 | .000 | 0-0 | .000 | 0 | 0 | 0 | 0.0 | 0 | 0 | 0 | 0 | 0 | 0 | 0 | 0.0 |
| Team | | | | | | | | | | | 26 | 17 | 43 | | | | | 11 | | | | |
| Total | | 11 | 2225 | | 246-604 | .407 | 69-244 | .283 | 131-194 | .675 | 118 | 263 | 381 | 34.6 | 173 | 4 | 126 | 158 | 29 | 43 | 692 | 62.9 |
| Opponents | | 11 | 2225 | | 311-651 | .478 | 98-229 | .428 | 135-174 | .776 | 100 | 275 | 375 | 34.1 | 198 | 5 | 169 | 107 | 49 | 78 | 855 | 77.7 |

Team Statistics

| | UTAH | OPP |
|------------------------|----------------|----------------|
| Scoring | 692 | 855 |
| Points per game | 62.9 | 77.7 |
| Scoring margin | -14.8 | - |
| Field goals-att | 246-604 | 311-651 |
| Field goal pct | .407 | .478 |
| 3 point fg-att | 69-244 | 98-229 |
| 3-point FG pct | .283 | .428 |
| 3-pt FG made per game | 6.3 | 8.9 |
| Free throws-att | 131-194 | 135-174 |
| Free throw pct | .675 | .776 |
| F-Throws made per game | 11.9 | 12.3 |
| Rebounds | 381 | 375 |
| Rebounds per game | 34.6 | 34.1 |
| Rebounding margin | +0.5 | - |
| Assists | 126 | 169 |
| Assists per game | 11.5 | 15.4 |
| Turnovers | 158 | 107 |
| Turnovers per game | 14.4 | 9.7 |
| Turnover margin | -4.6 | - |
| Assist/turnover ratio | 0.8 | 1.6 |
| Steals | 43 | 78 |
| Steals per game | 3.9 | 7.1 |
| Blocks | 29 | 49 |
| Blocks per game | 2.6 | 4.5 |
| Winning streak | 0 | - |
| Home win streak | 0 | - |
| Attendance | 0 | 72800 |
| Home games-Avg/Game | 0-0 | 11-6618 |
| Neutral site-Avg/Game | - | 0-0 |

Team Results

| Date | Opponent | | Score | Att. |
|------------|------------------------|-----|-------|-------|
| 11/05/2019 | at Nevada | W | 79-74 | 8324 |
| 11/21/2019 | at Coastal Carolina | L | 57-79 | 2269 |
| 01/12/2020 | at Colorado | L | 52-91 | 8017 |
| 01/16/2020 | at Arizona | L | 77-93 | 13549 |
| 01/18/2020 | at Arizona St. | L | 64-83 | 9608 |
| 01/30/2020 | at Southern California | L | 52-56 | 4478 |
| 02/02/2020 | at UCLA | L | 57-73 | 4497 |
| 02/13/2020 | at Oregon St. | L | 51-70 | 4118 |
| 02/16/2020 | at Oregon | L | 62-80 | 8542 |
| 02/26/2020 | at Stanford | L | 62-70 | 2978 |
| 02/29/2020 | at California | Lot | 79-86 | 6420 |

2019-20 NEUTRAL STATISTICS

Game Records

| Record | Overall | Home | Away | Neutral |
|----------------|---------|------|------|---------|
| ALL GAMES | 3-3 | 0-0 | 0-0 | 3-3 |
| CONFERENCE | 0-0 | 0-0 | 0-0 | 0-0 |
| NON-CONFERENCE | 3-3 | 0-0 | 0-0 | 3-3 |

Score by Periods

| Team | 1st | 2nd | OT | TOT |
|-----------|-----|-----|----|-----|
| Utah | 199 | 192 | 0 | 391 |
| Opponents | 182 | 215 | 0 | 397 |

Team Box Score

| No. | Player | | | | Total | | 3-Point | | F-Throw | | Rebounds | | | | | | | | | | | | | |
|-----------|------------------|-------|--------|------|---------|-------|---------|------|---------|-------|----------|-----|-----|------|-----|----|----|----|-----|-----|-----|------|--|--|
| | | GP-GS | MIN | AVG | FG-FGA | FG% | 3FG-FGA | 3FG% | FT-FTA | FT% | OFF | DEF | TOT | AVG | PF | DQ | A | TO | BLK | STL | PTS | AVG | | |
| 1 | ALLEN, Timmy | 6-6 | 213:47 | 35.6 | 36-78 | .462 | 3-8 | .375 | 36-43 | .837 | 11 | 33 | 44 | 7.3 | 14 | 0 | 15 | 23 | 0 | 4 | 111 | 18.5 | | |
| 15 | JONES, Rylan | 4-4 | 134:48 | 33.7 | 12-24 | .500 | 10-16 | .625 | 11-14 | .786 | 2 | 10 | 12 | 3.0 | 10 | 0 | 19 | 8 | 0 | 4 | 45 | 11.3 | | |
| 25 | PLUMMER, Alfonso | 4-1 | 73:09 | 18.3 | 15-28 | .536 | 13-24 | .542 | 0-1 | .000 | 1 | 3 | 4 | 1.0 | 5 | 0 | 2 | 5 | 0 | 0 | 43 | 10.8 | | |
| 11 | GACH, Both | 6-6 | 191:34 | 31.9 | 19-52 | .365 | 9-28 | .321 | 8-11 | .727 | 1 | 19 | 20 | 3.3 | 15 | 0 | 15 | 25 | 1 | 4 | 55 | 9.2 | | |
| 21 | BATTIN, Riley | 6-5 | 151:40 | 25.3 | 13-23 | .565 | 4-10 | .400 | 13-16 | .813 | 8 | 27 | 35 | 5.8 | 16 | 0 | 8 | 9 | 0 | 1 | 43 | 7.2 | | |
| 20 | JANTUNEN, Mikael | 6-1 | 159:10 | 26.5 | 13-27 | .481 | 1-5 | .200 | 8-9 | .889 | 13 | 18 | 31 | 5.2 | 16 | 0 | 5 | 7 | 2 | 2 | 35 | 5.8 | | |
| 35 | CARLSON, Brandon | 6-6 | 121:52 | 20.3 | 14-32 | .438 | 0-1 | .000 | 4-8 | .500 | 8 | 14 | 22 | 3.7 | 8 | 0 | 5 | 8 | 4 | 2 | 32 | 5.3 | | |
| 5 | BRENCHLEY, Jaxon | 6-1 | 91:13 | 15.2 | 5-20 | .250 | 5-17 | .294 | 3-5 | .600 | 0 | 9 | 9 | 1.5 | 1 | 0 | 3 | 0 | 0 | 3 | 18 | 3.0 | | |
| 32 | THIOUNE, Lahat | 4-0 | 42:35 | 10.6 | 2-2 | 1.000 | 0-0 | .000 | 2-2 | 1.000 | 3 | 4 | 7 | 1.8 | 7 | 0 | 1 | 2 | 1 | 1 | 6 | 1.5 | | |
| 10 | HADDOCK, Brandon | 2-0 | 03:04 | 1.5 | 0-0 | .000 | 0-0 | .000 | 3-4 | .750 | 0 | 0 | 0 | 0.0 | 0 | 0 | 0 | 0 | 0 | 0 | 3 | 1.5 | | |
| 14 | KING, Brooks | 1-0 | 02:24 | 2.4 | 0-1 | .000 | 0-1 | .000 | 0-0 | .000 | 0 | 0 | 0 | 0.0 | 0 | 0 | 0 | 0 | 0 | 0 | 0 | 0.0 | | |
| 13 | BALLSTAEDT, Eli | 3-0 | 12:10 | 4.1 | 0-5 | .000 | 0-5 | .000 | 0-0 | .000 | 0 | 0 | 0 | 0.0 | 1 | 0 | 0 | 0 | 0 | 0 | 0 | 0.0 | | |
| 2 | VAN KOMEN, Matt | 1-0 | 02:35 | 2.6 | 0-0 | .000 | 0-0 | .000 | 0-0 | .000 | 0 | 0 | 0 | 0.0 | 0 | 0 | 0 | 0 | 2 | 0 | 0 | 0.0 | | |
| Team | | | | | | | | | | | 10 | 9 | 19 | | | | 9 | | | | | | | |
| Total | | 6 | 1200 | | 129-292 | .442 | 45-115 | .391 | 88-113 | .779 | 57 | 146 | 203 | 33.8 | 93 | 0 | 73 | 96 | 10 | 21 | 391 | 65.2 | | |
| Opponents | | 6 | 1200 | | 152-345 | .441 | 36-124 | .290 | 57-79 | .722 | 60 | 115 | 175 | 29.2 | 108 | 2 | 86 | 66 | 18 | 41 | 397 | 66.2 | | |

Team Statistics

| | UTAH | OPP |
|------------------------|----------------|----------------|
| Scoring | 391 | 397 |
| Points per game | 65.2 | 66.2 |
| Scoring margin | -1.0 | - |
| Field goals-att | 129-292 | 152-345 |
| Field goal pct | .442 | .441 |
| 3 point fg-att | 45-115 | 36-124 |
| 3-point FG pct | .391 | .290 |
| 3-pt FG made per game | 7.5 | 6.0 |
| Free throws-att | 88-113 | 57-79 |
| Free throw pct | .779 | .722 |
| F-Throws made per game | 14.7 | 9.5 |
| Rebounds | 203 | 175 |
| Rebounds per game | 33.8 | 29.2 |
| Rebounding margin | +4.7 | - |
| Assists | 73 | 86 |
| Assists per game | 12.2 | 14.3 |
| Turnovers | 96 | 66 |
| Turnovers per game | 16.0 | 11.0 |
| Turnover margin | -5.0 | - |
| Assist/turnover ratio | 0.8 | 1.3 |
| Steals | 21 | 41 |
| Steals per game | 3.5 | 6.8 |
| Blocks | 10 | 18 |
| Blocks per game | 1.7 | 3.0 |
| Winning streak | 0 | - |
| Home win streak | 0 | - |
| Attendance | 0 | 0 |
| Home games-Avg/Game | 0-0 | 0-0 |
| Neutral site-Avg/Game | - | 6-5296 |

Team Results

| Date | Opponent | | Score | Att. |
|------------|------------------|---|-------|------|
| 11/22/2019 | vs Ohio | W | 80-66 | 1921 |
| 11/24/2019 | vs Tulane | L | 61-65 | 3911 |
| 12/14/2019 | vs Weber St. | W | 60-49 | 4092 |
| 12/18/2019 | vs Kentucky | W | 69-66 | 5507 |
| 12/21/2019 | vs San Diego St. | L | 52-80 | 8296 |
| 03/11/2020 | vs Oregon St. | L | 69-71 | 8048 |



2020-21 GAME-BY-GAME COMPARISON

| Opponent | 1st | 2nd | Score | Mar | Total FG | FG Pct | 3-Pointers | 3FG Pct | Free Throws | FT Pct | Rebounds | Assist | T/Over | Block | Steal | Fouls | |
|------------|-------|-------|-------|-----|-------------|-----------|------------|-----------|-------------|-----------|----------|--------|--------|-------|-------|-------|-------|
| WASHINGTON | 37/32 | 39/30 | 76-62 | +14 | 28-64/25-71 | .438/.352 | 7-22/6-30 | .318/.200 | 13-21/6-9 | .619/.667 | 44/43 | +1 | 21/7 | 11/13 | 4/6 | 7/6 | 16/18 |
| IDAHO ST. | 41/20 | 34/39 | 75-59 | +16 | 28-55/21-57 | .509/.368 | 9-18/5-22 | .500/.227 | 10-14/12-14 | .714/.857 | 24/41 | (17) | 21/10 | 7/19 | 3/5 | 10/5 | 15/15 |

Note: Game totals are displayed in the format TEAM/OPPONENT for each category

2020-21 GAME-BY-GAME STARTERS

| GAME | OPPONENT | RESULT | 1 | 2 | 3 | 4 | 5 |
|------|----------------------|----------|-------------|-----------------|-------------|-----------------|-----------------|
| 1 | Washington* | W, 76-62 | Rylan Jones | Alfonso Plummer | Timmy Allen | Mikael Jantunen | Branden Carlson |
| 2 | Idaho State | W, 75-59 | Rylan Jones | Alfonso Plummer | Timmy Allen | Mikael Jantunen | Branden Carlson |
| 3 | at BYU | | | | | | |
| 4 | Utah Valley | | | | | | |
| 5 | Idaho | | | | | | |
| 6 | at Arizona State* | | | | | | |
| 7 | at UCLA* | | | | | | |
| 8 | at USC* | | | | | | |
| 9 | Oregon State* | | | | | | |
| 10 | Oregon* | | | | | | |
| 11 | Stanford* | | | | | | |
| 12 | California* | | | | | | |
| 13 | at Washington State* | | | | | | |
| 14 | at Washington* | | | | | | |
| 15 | at Colorado* | | | | | | |
| 16 | Arizona* | | | | | | |
| 17 | Arizona State* | | | | | | |
| 18 | at California* | | | | | | |
| 19 | at Stanford* | | | | | | |
| 20 | at Oregon State* | | | | | | |
| 21 | Oregon* | | | | | | |
| 22 | UCLA* | | | | | | |
| 23 | USC* | | | | | | |
| 24 | Colorado* | | | | | | |





2020-21 TEAM/OPP HIGHS / LOWS

Utah - Game Highs

| | | |
|-----------------------|--------------|-------------------------|
| POINTS | 76 | Washington (12/03/2020) |
| | 75 | Idaho St. (12/08/2020) |
| FIELD GOALS MADE | 28 | Idaho St. (12/08/2020) |
| | 28 | Washington (12/03/2020) |
| FIELD GOAL ATTEMPTS | 64 | Washington (12/03/2020) |
| | 55 | Idaho St. (12/08/2020) |
| FIELD GOAL PERCENTAGE | .509 (28-55) | Idaho St. (12/08/2020) |
| | .438 (28-64) | Washington (12/03/2020) |
| 3 PT FG MADE | 9 | Idaho St. (12/08/2020) |
| | 7 | Washington (12/03/2020) |
| 3 PT FG ATTEMPTS | 22 | Washington (12/03/2020) |
| | 18 | Idaho St. (12/08/2020) |
| 3 PT FG PERCENTAGE | .500 (9-18) | Idaho St. (12/08/2020) |
| | .318 (7-22) | Washington (12/03/2020) |
| FREE THROWS MADE | 13 | Washington (12/03/2020) |
| | 10 | Idaho St. (12/08/2020) |
| FREE THROW ATTEMPTS | 21 | Washington (12/03/2020) |
| | 14 | Idaho St. (12/08/2020) |
| FREE THROW PERCENTAGE | .714 (10-14) | Idaho St. (12/08/2020) |
| | .619 (13-21) | Washington (12/03/2020) |
| REBOUNDS | 44 | Washington (12/03/2020) |
| | 24 | Idaho St. (12/08/2020) |
| ASSISTS | 21 | Idaho St. (12/08/2020) |
| | 21 | Washington (12/03/2020) |
| STEALS | 10 | Idaho St. (12/08/2020) |
| | 7 | Washington (12/03/2020) |
| BLOCKED SHOTS | 4 | Washington (12/03/2020) |
| | 3 | Idaho St. (12/08/2020) |
| TURNOVERS | 11 | Washington (12/03/2020) |
| | 7 | Idaho St. (12/08/2020) |
| FOULS | 16 | Washington (12/03/2020) |
| | 15 | Idaho St. (12/08/2020) |

Opponent - Game Highs

| | | |
|-----------------------|--------------|-------------------------|
| POINTS | 62 | Washington (12/03/2020) |
| | 59 | Idaho St. (12/08/2020) |
| FIELD GOALS MADE | 25 | Washington (12/03/2020) |
| | 21 | Idaho St. (12/08/2020) |
| FIELD GOAL ATTEMPTS | 71 | Washington (12/03/2020) |
| | 57 | Idaho St. (12/08/2020) |
| FIELD GOAL PERCENTAGE | .368 (21-57) | Idaho St. (12/08/2020) |
| | .352 (25-71) | Washington (12/03/2020) |
| 3 PT FG MADE | 6 | Washington (12/03/2020) |
| | 5 | Idaho St. (12/08/2020) |
| 3 PT FG ATTEMPTS | 30 | Washington (12/03/2020) |
| | 22 | Idaho St. (12/08/2020) |
| 3 PT FG PERCENTAGE | .227 (5-22) | Idaho St. (12/08/2020) |
| | .200 (6-30) | Washington (12/03/2020) |
| FREE THROWS MADE | 12 | Idaho St. (12/08/2020) |
| | 6 | Washington (12/03/2020) |
| FREE THROW ATTEMPTS | 14 | Idaho St. (12/08/2020) |
| | 9 | Washington (12/03/2020) |
| FREE THROW PERCENTAGE | .857 (12-14) | Idaho St. (12/08/2020) |
| | .667 (6-9) | Washington (12/03/2020) |
| REBOUNDS | 43 | Washington (12/03/2020) |
| | 41 | Idaho St. (12/08/2020) |
| ASSISTS | 10 | Idaho St. (12/08/2020) |
| | 7 | Washington (12/03/2020) |
| STEALS | 6 | Washington (12/03/2020) |
| | 5 | Idaho St. (12/08/2020) |
| BLOCKED SHOTS | 6 | Washington (12/03/2020) |
| | 5 | Idaho St. (12/08/2020) |
| TURNOVERS | 19 | Idaho St. (12/08/2020) |
| | 13 | Washington (12/03/2020) |
| FOULS | 18 | Washington (12/03/2020) |
| | 15 | Idaho St. (12/08/2020) |

Utah - Game Lows

| | | |
|-----------------------|--------------|-------------------------|
| POINTS | 75 | Idaho St. (12/08/2020) |
| | 76 | Washington (12/03/2020) |
| FIELD GOALS MADE | 28 | Idaho St. (12/08/2020) |
| | 28 | Washington (12/03/2020) |
| FIELD GOAL ATTEMPTS | 55 | Idaho St. (12/08/2020) |
| | 64 | Washington (12/03/2020) |
| FIELD GOAL PERCENTAGE | .438 (28-64) | Washington (12/03/2020) |
| | .509 (28-55) | Idaho St. (12/08/2020) |
| 3 PT FG MADE | 7 | Washington (12/03/2020) |
| | 9 | Idaho St. (12/08/2020) |
| 3 PT FG ATTEMPTS | 18 | Idaho St. (12/08/2020) |
| | 22 | Washington (12/03/2020) |
| 3 PT FG PERCENTAGE | .318 (7-22) | Washington (12/03/2020) |
| | .500 (9-18) | Idaho St. (12/08/2020) |
| FREE THROWS MADE | 10 | Idaho St. (12/08/2020) |
| | 13 | Washington (12/03/2020) |
| FREE THROW ATTEMPTS | 14 | Idaho St. (12/08/2020) |
| | 21 | Washington (12/03/2020) |
| FREE THROW PERCENTAGE | .619 (13-21) | Washington (12/03/2020) |
| | .714 (10-14) | Idaho St. (12/08/2020) |
| REBOUNDS | 24 | Idaho St. (12/08/2020) |
| | 44 | Washington (12/03/2020) |
| ASSISTS | 21 | Idaho St. (12/08/2020) |
| | 21 | Washington (12/03/2020) |
| STEALS | 7 | Washington (12/03/2020) |
| | 10 | Idaho St. (12/08/2020) |
| BLOCKED SHOTS | 3 | Idaho St. (12/08/2020) |
| | 4 | Washington (12/03/2020) |
| TURNOVERS | 7 | Idaho St. (12/08/2020) |
| | 11 | Washington (12/03/2020) |
| FOULS | 15 | Idaho St. (12/08/2020) |
| | 16 | Washington (12/03/2020) |

Opponent - Game Lows

| | | |
|-----------------------|--------------|-------------------------|
| POINTS | 59 | Idaho St. (12/08/2020) |
| | 62 | Washington (12/03/2020) |
| FIELD GOALS MADE | 21 | Idaho St. (12/08/2020) |
| | 25 | Washington (12/03/2020) |
| FIELD GOAL ATTEMPTS | 57 | Idaho St. (12/08/2020) |
| | 71 | Washington (12/03/2020) |
| FIELD GOAL PERCENTAGE | .352 (25-71) | Washington (12/03/2020) |
| | .368 (21-57) | Idaho St. (12/08/2020) |
| 3 PT FG MADE | 5 | Idaho St. (12/08/2020) |
| | 6 | Washington (12/03/2020) |
| 3 PT FG ATTEMPTS | 22 | Idaho St. (12/08/2020) |
| | 30 | Washington (12/03/2020) |
| 3 PT FG PERCENTAGE | .200 (6-30) | Washington (12/03/2020) |
| | .227 (5-22) | Idaho St. (12/08/2020) |
| FREE THROWS MADE | 6 | Washington (12/03/2020) |
| | 12 | Idaho St. (12/08/2020) |
| FREE THROW ATTEMPTS | 9 | Washington (12/03/2020) |
| | 14 | Idaho St. (12/08/2020) |
| FREE THROW PERCENTAGE | .667 (6-9) | Washington (12/03/2020) |
| | .857 (12-14) | Idaho St. (12/08/2020) |
| REBOUNDS | 41 | Idaho St. (12/08/2020) |
| | 43 | Washington (12/03/2020) |
| ASSISTS | 7 | Washington (12/03/2020) |
| | 10 | Idaho St. (12/08/2020) |
| STEALS | 5 | Idaho St. (12/08/2020) |
| | 6 | Washington (12/03/2020) |
| BLOCKED SHOTS | 5 | Idaho St. (12/08/2020) |
| | 6 | Washington (12/03/2020) |
| TURNOVERS | 13 | Washington (12/03/2020) |
| | 19 | Idaho St. (12/08/2020) |
| FOULS | 15 | Idaho St. (12/08/2020) |
| | 18 | Washington (12/03/2020) |





2020-21 INDIVIDUAL HIGHS

Utah - Individual Game Highs

| | | |
|---|-------------|--|
| POINTS | 21 | Alfonso Plummer vs Washington (12/03/2020) |
| | 14 | Pelle Larsson vs Idaho St. (12/08/2020) |
| | 14 | Timmy Allen vs Washington (12/03/2020) |
| | 13 | Brandon Carlson vs Idaho St. (12/08/2020) |
| | 13 | Alfonso Plummer vs Idaho St. (12/08/2020) |
| FIELD GOALS MADE | 8 | Alfonso Plummer vs Washington (12/03/2020) |
| | 6 | Brandon Carlson vs Idaho St. (12/08/2020) |
| | 6 | Timmy Allen vs Washington (12/03/2020) |
| FIELD GOAL ATTEMPTS | 17 | Alfonso Plummer vs Washington (12/03/2020) |
| | 14 | Timmy Allen vs Washington (12/03/2020) |
| FIELD GOAL PERCENTAGE (min 5 made) | .833 (5-6) | Pelle Larsson vs Idaho St. (12/08/2020) |
| | .833 (5-6) | Mikael Jantunen vs Washington (12/03/2020) |
| 3 PT FG MADE | 4 | Alfonso Plummer vs Washington (12/03/2020) |
| | 2 | Alfonso Plummer vs Idaho St. (12/08/2020) |
| | 2 | Mikael Jantunen vs Idaho St. (12/08/2020) |
| | 2 | Rylan Jones vs Idaho St. (12/08/2020) |
| | 2 | Rylan Jones vs Washington (12/03/2020) |
| 3 PT FG ATTEMPTS | 11 | Alfonso Plummer vs Washington (12/03/2020) |
| | 5 | Alfonso Plummer vs Idaho St. (12/08/2020) |
| 3 PT FG PERCENTAGE (min 2 made) | .667 (2-3) | Rylan Jones vs Idaho St. (12/08/2020) |
| | .667 (2-3) | Mikael Jantunen vs Idaho St. (12/08/2020) |
| | .667 (2-3) | Rylan Jones vs Washington (12/03/2020) |
| FREE THROWS MADE | 4 | Timmy Allen vs Idaho St. (12/08/2020) |
| | 4 | Pelle Larsson vs Washington (12/03/2020) |
| FREE THROW ATTEMPTS | 6 | Timmy Allen vs Idaho St. (12/08/2020) |
| | 6 | Brandon Carlson vs Washington (12/03/2020) |
| FREE THROW PERCENTAGE (min 3 made) | 1.000 (4-4) | Pelle Larsson vs Washington (12/03/2020) |
| | .750 (3-4) | Pelle Larsson vs Idaho St. (12/08/2020) |
| REBOUNDS | 8 | Timmy Allen vs Washington (12/03/2020) |
| | 8 | Mikael Jantunen vs Washington (12/03/2020) |
| ASSISTS | 7 | Pelle Larsson vs Washington (12/03/2020) |
| | 5 | Riley Battin vs Idaho St. (12/08/2020) |
| | 5 | Rylan Jones vs Idaho St. (12/08/2020) |
| | 5 | Rylan Jones vs Washington (12/03/2020) |
| STEALS | 5 | Rylan Jones vs Idaho St. (12/08/2020) |
| | 4 | Alfonso Plummer vs Washington (12/03/2020) |
| BLOCKED SHOTS | 3 | Brandon Carlson vs Washington (12/03/2020) |
| | 2 | Pelle Larsson vs Idaho St. (12/08/2020) |
| TURNOVERS | 3 | Timmy Allen vs Idaho St. (12/08/2020) |
| | 3 | Rylan Jones vs Washington (12/03/2020) |
| FOULS | 4 | Mikael Jantunen vs Idaho St. (12/08/2020) |
| | 4 | Pelle Larsson vs Washington (12/03/2020) |

Opponent - Individual Game Highs

| | | |
|---|-------------|---|
| POINTS | 21 | Quade Green vs Washington (12/03/2020) |
| | 18 | Tarik Cool vs Idaho St. (12/08/2020) |
| | 12 | Nate Roberts vs Washington (12/03/2020) |
| | 10 | Robert Ford III vs Idaho St. (12/08/2020) |
| | 8 | Riley Sorn vs Washington (12/03/2020) |
| FIELD GOALS MADE | 8 | Quade Green vs Washington (12/03/2020) |
| | 7 | Tarik Cool vs Idaho St. (12/08/2020) |
| FIELD GOAL ATTEMPTS | 18 | Quade Green vs Washington (12/03/2020) |
| | 13 | Robert Ford III vs Idaho St. (12/08/2020) |
| FIELD GOAL PERCENTAGE (min 5 made) | .583 (7-12) | Tarik Cool vs Idaho St. (12/08/2020) |
| | .444 (8-18) | Quade Green vs Washington (12/03/2020) |
| 3 PT FG MADE | 3 | Quade Green vs Washington (12/03/2020) |
| | 2 | Tarik Cool vs Idaho St. (12/08/2020) |
| | 2 | Robert Ford III vs Idaho St. (12/08/2020) |
| 3 PT FG ATTEMPTS | 10 | Quade Green vs Washington (12/03/2020) |
| | 8 | RaeQuan Battle vs Washington (12/03/2020) |
| 3 PT FG PERCENTAGE (min 2 made) | .400 (2-5) | Tarik Cool vs Idaho St. (12/08/2020) |
| | .333 (2-6) | Robert Ford III vs Idaho St. (12/08/2020) |
| FREE THROWS MADE | 4 | Austin Smellie vs Idaho St. (12/08/2020) |
| | 4 | Nate Roberts vs Washington (12/03/2020) |
| FREE THROW ATTEMPTS | 7 | Nate Roberts vs Washington (12/03/2020) |
| | 5 | Austin Smellie vs Idaho St. (12/08/2020) |
| FREE THROW PERCENTAGE (min 3 made) | .800 (4-5) | Austin Smellie vs Idaho St. (12/08/2020) |
| | .571 (4-7) | Nate Roberts vs Washington (12/03/2020) |
| REBOUNDS | 13 | Nate Roberts vs Washington (12/03/2020) |
| | 10 | Robert Ford III vs Idaho St. (12/08/2020) |
| | 10 | Hameir Wright vs Washington (12/03/2020) |
| ASSISTS | 4 | Robert Ford III vs Idaho St. (12/08/2020) |
| | 4 | Quade Green vs Washington (12/03/2020) |
| STEALS | 3 | Cole Bajema vs Washington (12/03/2020) |
| | 1 | Austin Smellie vs Idaho St. (12/08/2020) |
| | 1 | Malik Porter vs Idaho St. (12/08/2020) |
| | 1 | Tarik Cool vs Idaho St. (12/08/2020) |
| | 1 | Robert Ford III vs Idaho St. (12/08/2020) |
| | 1 | Brayden Parker vs Idaho St. (12/08/2020) |
| | 1 | Hameir Wright vs Washington (12/03/2020) |
| | 1 | Riley Sorn vs Washington (12/03/2020) |
| | 1 | Erik Stevenson vs Washington (12/03/2020) |
| BLOCKED SHOTS | 3 | Robert Ford III vs Idaho St. (12/08/2020) |
| | 2 | Daxton Carr vs Idaho St. (12/08/2020) |
| | 2 | Hameir Wright vs Washington (12/03/2020) |
| | 2 | Riley Sorn vs Washington (12/03/2020) |
| TURNOVERS | 5 | Austin Smellie vs Idaho St. (12/08/2020) |
| | 5 | Quade Green vs Washington (12/03/2020) |
| FOULS | 4 | Cole Bajema vs Washington (12/03/2020) |
| | 3 | Tarik Cool vs Idaho St. (12/08/2020) |
| | 3 | Robert Ford III vs Idaho St. (12/08/2020) |
| | 3 | Erik Stevenson vs Washington (12/03/2020) |
| | 3 | RaeQuan Battle vs Washington (12/03/2020) |





2020-21 POINTS-REBOUNDS-ASSISTS

| Opponent | Date | Score | | 1 ALLEN,TIMM | 2 MARTINEZ,I | 3 LARSSON,PE | 5 BRECHLEY, | 10 KELLIER,JO | 15 JONES,RYLA | 20 JANTUNEN,M | 21 BATTIN,RIL | 25 PLUMMER,AL | 30 WENZEL,BRE | 32 THIOUNE,LA |
|----------|------------|-------|---|------------------|-----------------|-----------------|----------------|------------------|------------------|------------------|------------------|------------------|------------------|------------------|
| UW | 12/03/2020 | 76-62 | W | 14-8-4 | 0-0-0 | 8-1-7 | 0-2-0 | 2-1-0 | 6-3-5 | 10-8-2 | 6-5-2 | 21-0-0 | 0-1-1 | 0-2-0 |
| ISU | 12/08/2020 | 75-59 | W | 11-4-3 | 0-0-1 | 14-1-3 | 0-0-0 | DNP | 12-1-5 | 10-4-2 | 2-5-5 | 13-5-0 | DNP | 0-0-0 |
| Opponent | Date | Score | | 35 CARLSON,BR | | | | | | | | | | |
| UW | 12/03/2020 | 76-62 | W | 9-5-0 | | | | | | | | | | |
| ISU | 12/08/2020 | 75-59 | W | 13-2-2 | | | | | | | | | | |





2020-21 SPECIALTY STATS

| DATE | OPPONENT | POINTS IN THE PAINT | | POINTS OFF T/O | | SECOND CHANCE POINTS | | FAST BREAK POINTS | | BENCH POINTS | |
|----------------|---------------------|---------------------|-------------|----------------|------------|----------------------|-------------|-------------------|------------|--------------|-------------|
| | | UTAH | OPP. | UTAH | OPP. | UTAH | OPP. | UTAH | OPP. | UTAH | OPP. |
| 12/3/2020 | Washington | 34 | 34 | 23 | 10 | 14 | 13 | 21 | 10 | 16 | 13 |
| 12/8/2020 | Idaho State | 28 | 30 | 22 | 8 | 4 | 22 | 15 | 4 | 16 | 14 |
| 12/12/2020 | at BYU | | | | | | | | | | |
| 12/15/2020 | Utah Valley | | | | | | | | | | |
| 12/18/2020 | Idaho | | | | | | | | | | |
| 12/22/2020 | at Arizona State | | | | | | | | | | |
| 12/21/2020 | at UCLA | | | | | | | | | | |
| 1/2/2021 | at USC | | | | | | | | | | |
| 1/6/2021 | Oregon State | | | | | | | | | | |
| 1/10/2021 | Oregon | | | | | | | | | | |
| 1/13/2021 | Stanford | | | | | | | | | | |
| 1/16/2021 | California | | | | | | | | | | |
| 1/21/2021 | at Washington State | | | | | | | | | | |
| 1/24/2021 | at Washington | | | | | | | | | | |
| 1/30/2021 | at Colorado | | | | | | | | | | |
| 2/4/2021 | Arizona | | | | | | | | | | |
| 2/6/2021 | Arizona State | | | | | | | | | | |
| 2/11/2021 | at California | | | | | | | | | | |
| 2/13/2021 | at Stanford | | | | | | | | | | |
| 2/18/2021 | at Oregon State | | | | | | | | | | |
| 2/20/2021 | at Oregon | | | | | | | | | | |
| 2/25/2021 | UCLA | | | | | | | | | | |
| 2/27/2021 | USC | | | | | | | | | | |
| 3/6/2021 | Colorado | | | | | | | | | | |
| TOTALS | | 62 | 64 | 45 | 18 | 18 | 35 | 36 | 14 | 32 | 27 |
| AVERAGE | | 31.0 | 32.0 | 22.5 | 9.0 | 9.0 | 17.5 | 18.0 | 7.0 | 16.0 | 13.5 |





#0

KRYSTKOWIAK

LUC

R-Freshman • Guard • 6-4 • 195

Salt Lake City, Utah

Brighton HS

| Stat | 2020-21 Season High | Career High |
|----------------|---------------------|-------------|
| Points | -- | -- |
| Rebounds | -- | -- |
| Assists | -- | -- |
| Blocks | -- | -- |
| Steals | -- | -- |
| FGs Made | -- | -- |
| FGs Attempted | -- | -- |
| 3FGs Made | -- | -- |
| 3FGs Attempted | -- | -- |
| FTs Made | -- | -- |
| FTs Attempted | -- | -- |

2020-21 SEASON HIGHLIGHTS

2020-21 GAME-BY-GAME STATISTICS

KRYSTKOWIAK'S CAREER STATISTICS



#1 ALLEN TIMMY

Junior • Forward • 6-6 • 205
Mesa, Ariz.
Red Mountain HS

| Stat | 2020-21 Season High | Career High |
|----------------|--------------------------------------|---|
| Points | 14, WASHINGTON, 12/3/20 | 27, BYU, 12/4/19 |
| Rebounds | 8, WASHINGTON, 12/3/20 | 12, at California, 1/26/19 |
| Assists | 4, WASHINGTON, 12/3/20 | 8, at UCLA, 2/2/20 |
| Blocks | -- | 2, 2x, Last vs. MINNESOTA, 11/15/19 |
| Steals | -- | 4, 2x, Last vs. #RV/RV STANFORD, 2/6/20 |
| FGs Made | 6, WASHINGTON, 12/3/20 | 12, BYU, 12/4/19 |
| FGs Attempted | 14, WASHINGTON, 12/3/20 | 20, 2x, Last at #RV USC, 1/30/20 |
| 3FGs Made | 1, IDAHO STATE, 12/8/20 | 3, vs. #20/20 San Diego State, 12/21/19 |
| 3FGs Attempted | 2, 2x, Last vs. IDAHO STATE, 12/8/20 | 5, vs. #20/20 San Diego State, 12/21/19 |
| FTs Made | 4, IDAHO STATE, 12/8/20 | 13, OREGON STATE, 1/2/20 |
| FTs Attempted | 6, IDAHO STATE, 12/8/20 | 15, OREGON STATE, 1/2/20 |

2020-21 SEASON HIGHLIGHTS

• Had 14pts & tied for team-high 8rebs with 4asts in opener vs. Washington

2020-21 GAME-BY-GAME STATISTICS

| Opponent | Date | GS | MIN | Total | | 3-Pointers | | Free throws | | Rebounds | | | | PF | A | T/O | BLK | STL | PTS | AVG |
|---------------|------------|----------|--------------|-------------|-------------|------------|-------------|-------------|-------------|----------|-----------|-----------|------------|----------|----------|----------|----------|----------|-----------|-------------|
| | | | | FG-FGA | PCT | 3FG-3FGA | PCT | FT-FTA | PCT | OFF | DEF | TOT | AVG | | | | | | | |
| Washington | 12/03/2020 | * | 32:11 | 6-14 | .429 | 0-2 | .000 | 2-4 | .500 | 0 | 8 | 8 | 8.0 | 1 | 4 | 1 | 0 | 0 | 14 | 14.0 |
| Idaho St. | 12/08/2020 | * | 31:27 | 3-9 | .333 | 1-2 | .500 | 4-6 | .667 | 0 | 4 | 4 | 6.0 | 1 | 3 | 3 | 0 | 0 | 11 | 12.5 |
| Totals | | 2 | 63:38 | 9-23 | .391 | 1-4 | .250 | 6-10 | .600 | 0 | 12 | 12 | 6.0 | 2 | 7 | 4 | 0 | 0 | 25 | 12.5 |

Player Averages

| Games Played | Minutes/game | Points/game | FG Pct | 3FG Pct | FT Pct | Rebounds/game | Assists/game | Turnovers/game | Assist/Turnover ratio | Steals/game | Blocks/game |
|--------------|--------------|-------------|--------|---------|--------|---------------|--------------|----------------|-----------------------|-------------|-------------|
| 2 | 31.8 | 12.5 | 39.1 | 25.0 | 60.0 | 6.0 | 3.5 | 2.0 | 1.8 | 0.0 | 0.0 |

ALLEN'S CAREER STATISTICS

| SEASON | TEAM | GP-GS | MIN/AVG | Field Goals | | 3-Point | | F-Throws | | Rebounds | | | | Scoring | | | | | | |
|--------------|------|--------------|------------------|----------------|-------------|--------------|-------------|----------------|-------------|-----------|------------|------------|------------|--------------|------------|------------|-----------|-----------|------------|-------------|
| | | | | FG-FGA | FG% | 3FG-FGA | 3FG% | FT-FTA | FT% | OFF | DEF | TOT | AVG | PF-FO | AST | TO | BLK | STL | PTS | AVG |
| 2018-19 | Utah | 29-26 | 831/28.6 | 127-221 | .575 | 4-7 | .571 | 97-132 | .735 | 45 | 103 | 148 | 5.1 | 88-0 | 71 | 59 | 5 | 25 | 355 | 12.2 |
| 2019-20 | Utah | 31-31 | 1104/35.6 | 189-429 | .441 | 8-38 | .211 | 151-209 | .722 | 45 | 180 | 225 | 7.3 | 70-1 | 92 | 95 | 5 | 38 | 537 | 17.3 |
| 2020-21 | Utah | 2-2 | 64/31.8 | 9-23 | .391 | 1-4 | .250 | 6-10 | .600 | 0 | 12 | 12 | 6.0 | 2-0 | 7 | 4 | 0 | 0 | 25 | 12.5 |
| TOTAL | | 62-59 | 1999/32.2 | 325-673 | .483 | 13-49 | .265 | 254-351 | .724 | 90 | 295 | 385 | 6.2 | 160-1 | 170 | 158 | 10 | 63 | 917 | 14.8 |



#2 MARTINEZ IAN

Freshman • Guard • 6-3 • 183
Heredia, Costa Rica
JSerra Catholic

| Stat | 2020-21 Season High | Career High |
|----------------|--------------------------------------|-------------|
| Points | -- | -- |
| Rebounds | -- | -- |
| Assists | 1, IDAHO STATE, 12/8/20 | Same |
| Blocks | 1, 2x, Last vs. IDAHO STATE, 12/8/20 | Same |
| Steals | 1, IDAHO STATE, 12/8/20 | Same |
| FGs Made | -- | -- |
| FGs Attempted | 3, IDAHO STATE, 12/8/20 | Same |
| 3FGs Made | -- | -- |
| 3FGs Attempted | 1, 2x, Last vs. IDAHO STATE, 12/8/20 | Same |
| FTs Made | -- | -- |
| FTs Attempted | -- | -- |

2020-21 SEASON HIGHLIGHTS

- Son of assistant coach, Henry Martinez.
- Made his collegiate debut against Washington at home

2020-21 GAME-BY-GAME STATISTICS

| Opponent | Date | GS | MIN | Total | | 3-Pointers | | Free throws | | Rebounds | | | | PF | A | T/O | BLK | STL | PTS | AVG |
|---------------|------------|----------|--------------|------------|-------------|------------|-------------|-------------|-------------|----------|----------|----------|------------|----------|----------|----------|----------|----------|----------|------------|
| | | | | FG-FGA | PCT | 3FG-3FGA | PCT | FT-FTA | PCT | OFF | DEF | TOT | AVG | | | | | | | |
| Washington | 12/03/2020 | | 06:15 | 0-1 | .000 | 0-1 | .000 | 0-0 | .000 | 0 | 0 | 0 | 0.0 | 0 | 0 | 2 | 1 | 0 | 0 | 0.0 |
| Idaho St. | 12/08/2020 | | 12:18 | 0-3 | .000 | 0-1 | .000 | 0-0 | .000 | 0 | 0 | 0 | 0.0 | 1 | 1 | 0 | 1 | 1 | 0 | 0.0 |
| Totals | | 0 | 18:33 | 0-4 | .000 | 0-2 | .000 | 0-0 | .000 | 0 | 0 | 0 | 0.0 | 1 | 1 | 2 | 2 | 1 | 0 | 0.0 |

Player Averages

| Games Played | Minutes/ game | Points/ game | FG Pct | 3FG Pct | FT Pct | Rebounds/ game | Assists/ game | Turnovers/ game | Assist/Turnover ratio | Steals/ game | Blocks/ game |
|--------------|---------------|--------------|--------|---------|--------|----------------|---------------|-----------------|-----------------------|--------------|--------------|
| 2 | 9.3 | 0.0 | 0.0 | 0.0 | 0.0 | 0.0 | 0.5 | 1.0 | 0.5 | 0.5 | 1.0 |

MARTINEZ'S CAREER STATISTICS

| | | | Field Goals | | 3-Point | | F-Throws | | Rebounds | | | | Scoring | | | | | | | |
|--------------|------|------------|---------------|------------|-------------|------------|-------------|------------|-------------|----------|----------|----------|------------|------------|----------|----------|----------|----------|----------|------------|
| SEASON | TEAM | GP-GS | MIN/AVG | FG-FGA | FG% | 3FG-FGA | 3FG% | FT-FTA | FT% | OFF | DEF | TOT | AVG | PF-FO | AST | TO | BLK | STL | PTS | AVG |
| 2020-21 | Utah | 2-0 | 19/9.3 | 0-4 | .000 | 0-2 | .000 | 0-0 | .000 | 0 | 0 | 0 | 0.0 | 1-0 | 1 | 2 | 2 | 1 | 0 | 0.0 |
| TOTAL | | 2-0 | 19/9.3 | 0-4 | .000 | 0-2 | .000 | 0-0 | .000 | 0 | 0 | 0 | 0.0 | 1-0 | 1 | 2 | 2 | 1 | 0 | 0.0 |



#3 LARSSON PELLE

Freshman • Guard • 6-5 • 215
Nacka, Sweden
Riksbasketgymnasiet Luleå

| Stat | 2020-21 Season High | Career High |
|----------------|--------------------------------------|-------------|
| Points | 14, IDAHO STATE, 12/8/20 | Same |
| Rebounds | 1, 2x, Last vs. IDAHO STATE, 12/8/20 | Same |
| Assists | 7, WASHINGTON, 12/3/20 | Same |
| Blocks | 2, IDAHO STATE, 12/8/20 | Same |
| Steals | 1, 2x, Last vs. IDAHO STATE, 12/8/20 | Same |
| FGs Made | 5, IDAHO STATE, 12/8/20 | Same |
| FGs Attempted | 6, IDAHO STATE, 12/8/20 | Same |
| 3FGs Made | 1, IDAHO STATE, 12/8/20 | Same |
| 3FGs Attempted | 1, 2x, Last vs. IDAHO STATE, 12/8/20 | Same |
| FTs Made | 4, WASHINGTON, 12/3/20 | Same |
| FTs Attempted | 4, 2x, Last vs. IDAHO STATE, 12/3/20 | Same |

2020-21 SEASON HIGHLIGHTS

- Scored 8pts with 7asts in collegiate debut against Washington
- Team-high 14pts off the bench with 3asts and 2blks

2020-21 GAME-BY-GAME STATISTICS

| Opponent | Date | GS | MIN | Total | | 3-Pointers | | Free throws | | Rebounds | | | | PF | A | T/O | BLK | STL | PTS | AVG |
|---------------|------------|----------|--------------|-------------|-------------|------------|-------------|-------------|-------------|----------|----------|----------|------------|----------|-----------|----------|----------|----------|-----------|-------------|
| | | | | FG-FGA | PCT | 3FG-3FGA | PCT | FT-FTA | PCT | OFF | DEF | TOT | AVG | | | | | | | |
| Washington | 12/03/2020 | | 17:51 | 2-4 | .500 | 0-1 | .000 | 4-4 | 1.000 | 1 | 0 | 1 | 1.0 | 4 | 7 | 2 | 0 | 1 | 8 | 8.0 |
| Idaho St. | 12/08/2020 | | 23:44 | 5-6 | .833 | 1-1 | 1.000 | 3-4 | .750 | 0 | 1 | 1 | 1.0 | 0 | 3 | 1 | 2 | 1 | 14 | 11.0 |
| Totals | | 0 | 41:35 | 7-10 | .700 | 1-2 | .500 | 7-8 | .875 | 1 | 1 | 2 | 1.0 | 4 | 10 | 3 | 2 | 2 | 22 | 11.0 |

Player Averages

| Games Played | Minutes/ game | Points/ game | FG Pct | 3FG Pct | FT Pct | Rebounds/ game | Assists/ game | Turnovers/ game | Assist/Turnover ratio | Steals/ game | Blocks/ game |
|--------------|---------------|--------------|--------|---------|--------|----------------|---------------|-----------------|-----------------------|--------------|--------------|
| 2 | 20.8 | 11.0 | 70.0 | 50.0 | 87.5 | 1.0 | 5.0 | 1.5 | 3.3 | 1.0 | 1.0 |

LARSSON'S CAREER STATISTICS

| | | | | Field Goals | | 3-Point | | F-Throws | | Rebounds | | | | | | | | | | Scoring | |
|---------|------|-------|---------|-------------|------|---------|------|----------|------|----------|-----|-----|-----|-------|-----|----|-----|-----|-----|---------|--|
| SEASON | TEAM | GP-GS | MIN/AVG | FG-FGA | FG% | 3FG-FGA | 3FG% | FT-FTA | FT% | OFF | DEF | TOT | AVG | PF-FO | AST | TO | BLK | STL | PTS | AVG | |
| 2020-21 | Utah | 2-0 | 42/20.8 | 7-10 | .700 | 1-2 | .500 | 7-8 | .875 | 1 | 1 | 2 | 1.0 | 4-0 | 10 | 3 | 2 | 2 | 22 | 11.0 | |
| TOTAL | | 2-0 | 42/20.8 | 7-10 | .700 | 1-2 | .500 | 7-8 | .875 | 1 | 1 | 2 | 1.0 | 4-0 | 10 | 3 | 2 | 2 | 22 | 11.0 | |



#5 BRENCHLEY JAXON

Sophomore • Guard • 6-5 • 194
Providence, Utah
Ridgeline HS

| Stat | 2020-21 Season High | Career High |
|----------------|------------------------|---|
| Points | -- | 14, MISSISSIPPI VALLEY STATE, 11/8/19 |
| Rebounds | 2, WASHINGTON, 12/3/20 | 6, 2x, Last at Oregon State, 2/13/20 |
| Assists | -- | 2, 5x, Last at Oregon State, 2/13/20 |
| Blocks | -- | 1, 2x, Last vs. CALIFORNIA, 2/8/20 |
| Steals | -- | 2, 2x, Last vs. #RV/RV STANFORD, 2/6/20 |
| FGs Made | -- | 5, 2x, Last at Stanford, 2/26/20 |
| FGs Attempted | -- | 8, at #25/RV Colorado, 1/12/20 |
| 3FGs Made | -- | 4, MISSISSIPPI VALLEY STATE, 11/8/19 |
| 3FGs Attempted | -- | 6, CENTRAL ARKANSAS, 12/7/19 |
| FTs Made | -- | 4, BYU, 12/4/19 |
| FTs Attempted | -- | 4, BYU, 12/4/19 |

2019-20 SEASON HIGHLIGHTS

- Registered 2pts & 2rebs in his collegiate debut with the Runnin' Utes.
- Was a perfect 4-4 from 3-point range for 14pts in record-shattering win over Mississippi Valley State.
- Posted 11pts on 3-6 shooting from deep against Central Arkansas.
- Made his first-career start vs. Weber State (12/15) and scored 3pts with 4rebs and a steal.

- Pulled down a season-high 5rebs against Oregon State at home.
- Led the team with 5 rebounds and five points at #RV/RV Arizona off the bench.
- Made his second career start at #RV USC and had 6pts, 5pts, 2asts & 2stls on 2-4 shooting from 3.
- Had 6pts and 6rebs in third-straight start for Utah in win over #RV/RV Stanford at home.
- Posted 13pts on 5-7 shooting (3-4 3FGM) at Stanford.

2020-21 GAME-BY-GAME STATISTICS

| Opponent | Date | GS | MIN | Total | | 3-Pointers | | Free throws | | Rebounds | | | | PF | A | T/O | BLK | STL | PTS | AVG |
|---------------|------------|----------|--------------|------------|-------------|------------|-------------|-------------|-------------|----------|----------|----------|------------|----------|----------|----------|----------|----------|----------|------------|
| | | | | FG-FGA | PCT | 3FG-3FGA | PCT | FT-FTA | PCT | OFF | DEF | TOT | AVG | | | | | | | |
| Washington | 12/03/2020 | | 03:31 | 0-0 | .000 | 0-0 | .000 | 0-0 | .000 | 0 | 2 | 2 | 2.0 | 0 | 0 | 0 | 0 | 0 | 0 | 0.0 |
| Idaho St. | 12/08/2020 | | 04:42 | 0-0 | .000 | 0-0 | .000 | 0-0 | .000 | 0 | 0 | 0 | 1.0 | 2 | 0 | 0 | 0 | 0 | 0 | 0.0 |
| Totals | | 0 | 08:13 | 0-0 | .000 | 0-0 | .000 | 0-0 | .000 | 0 | 2 | 2 | 1.0 | 2 | 0 | 0 | 0 | 0 | 0 | 0.0 |

Player Averages

| Games Played | Minutes/ game | Points/ game | FG Pct | 3FG Pct | FT Pct | Rebounds/ game | Assists/ game | Turnovers/ game | Assist/Turnover ratio | Steals/ game | Blocks/ game |
|--------------|---------------|--------------|--------|---------|--------|----------------|---------------|-----------------|-----------------------|--------------|--------------|
| 2 | 4.1 | 0.0 | 0.0 | 0.0 | 0.0 | 1.0 | 0.0 | 0.0 | 0.0 | 0.0 | 0.0 |

BRENCHLEY'S CAREER STATISTICS

| | | | | Field Goals | | 3-Point | | F-Throws | | Rebounds | | | | Scoring | | | | | | |
|--------------|------|-------------|-----------------|---------------|-------------|--------------|-------------|--------------|-------------|-----------|-----------|-----------|------------|-------------|-----------|----------|----------|-----------|------------|------------|
| SEASON | TEAM | GP-GS | MIN/AVG | FG-FGA | FG% | 3FG-FGA | 3FG% | FT-FTA | FT% | OFF | DEF | TOT | AVG | PF-FO | AST | TO | BLK | STL | PTS | AVG |
| 2019-20 | Utah | 31-7 | 562/18.1 | 42-119 | .353 | 32-88 | .364 | 14-20 | .700 | 11 | 62 | 73 | 2.4 | 21-0 | 24 | 8 | 3 | 17 | 130 | 4.2 |
| 2020-21 | Utah | 2-0 | 8/4.1 | 0-0 | .000 | 0-0 | .000 | 0-0 | .000 | 0 | 2 | 2 | 1.0 | 2-0 | 0 | 0 | 0 | 0 | 0 | 0.0 |
| TOTAL | | 33-7 | 570/17.3 | 42-119 | .353 | 32-88 | .364 | 14-20 | .700 | 11 | 64 | 75 | 2.3 | 23-0 | 24 | 8 | 3 | 17 | 130 | 3.9 |



#10 KELLIER JORDAN

Sophomore • Guard • 6-6 • 217
Portmore, Jamaica
Redemption Christian Academy / Williston State

| Stat | 2020-21 Season High | Career High |
|----------------|------------------------|---|
| Points | 2, WASHINGTON, 12/3/20 | 29, at Indian Hills CC, 12/7/19 |
| Rebounds | 1, WASHINGTON, 12/3/20 | 14, at Marshalltown CC, 12/6/19 |
| Assists | -- | 7, at Lake Region State College, 2/23/20 |
| Blocks | -- | 4, COLLEGE OF SOUTHERN IDAHO, 11/16/19 |
| Steals | -- | 5, at Lake Region State College, 2/23/20 |
| FGs Made | -- | 11, 2x, Last at Indian Hills CC, 12/7/19 |
| FGs Attempted | -- | 22, SHERIDAN COLLEGE, 11/10/19 |
| 3FGs Made | -- | 3, at Indian Hills CC, 12/7/19 |
| 3FGs Attempted | -- | 6, at Indian Hills CC, 12/7/19 |
| FTs Made | -- | 8, 2x, Last vs. NORTHEASTERN JC, 11/23/19 |
| FTs Attempted | -- | 12, vs. Dakota College, 11/1/19 |

2020-21 SEASON HIGHLIGHTS

• Scored his first DI points in debut as a Runnin' Ute vs. Washington

2020-21 GAME-BY-GAME STATISTICS

| Opponent | Date | GS | MIN | Total | | 3-Pointers | | Free throws | | Rebounds | | | | PF | A | T/O | BLK | STL | PTS | AVG |
|---------------|------------|----------|--------------|------------|-------------|------------|-------------|-------------|-------------|----------|----------|----------|------------|----------|----------|----------|----------|----------|----------|------------|
| | | | | FG-FGA | PCT | 3FG-3FGA | PCT | FT-FTA | PCT | OFF | DEF | TOT | AVG | | | | | | | |
| Washington | 12/03/2020 | | 03:31 | 1-4 | .250 | 0-0 | .000 | 0-0 | .000 | 0 | 1 | 1 | 1.0 | 2 | 0 | 1 | 0 | 0 | 2 | 2.0 |
| Totals | | 0 | 03:31 | 1-4 | .250 | 0-0 | .000 | 0-0 | .000 | 0 | 1 | 1 | 1.0 | 2 | 0 | 1 | 0 | 0 | 2 | 2.0 |

Player Averages

| Games Played | Minutes/game | Points/game | FG Pct | 3FG Pct | FT Pct | Rebounds/game | Assists/game | Turnovers/game | Assist/Turnover ratio | Steals/game | Blocks/game |
|--------------|--------------|-------------|--------|---------|--------|---------------|--------------|----------------|-----------------------|-------------|-------------|
| 1 | 3.5 | 2.0 | 25.0 | 0.0 | 0.0 | 1.0 | 0.0 | 1.0 | 0.0 | 0.0 | 0.0 |

KELLIER'S CAREER STATISTICS

| | | | Field Goals | | 3-Point | | F-Throws | | Rebounds | | | | Scoring | | | | | | | |
|--------------|------|------------|--------------|------------|-------------|------------|-------------|------------|-------------|----------|----------|----------|------------|------------|----------|----------|----------|----------|----------|------------|
| SEASON | TEAM | GP-GS | MIN/AVG | FG-FGA | FG% | 3FG-FGA | 3FG% | FT-FTA | FT% | OFF | DEF | TOT | AVG | PF-FO | AST | T/O | BLK | STL | PTS | AVG |
| 2020-21 | Utah | 1-0 | 4/3.5 | 1-4 | .250 | 0-0 | .000 | 0-0 | .000 | 0 | 1 | 1 | 1.0 | 2-0 | 0 | 1 | 0 | 0 | 2 | 2.0 |
| TOTAL | | 1-0 | 4/3.5 | 1-4 | .250 | 0-0 | .000 | 0-0 | .000 | 0 | 1 | 1 | 1.0 | 2-0 | 0 | 1 | 0 | 0 | 2 | 2.0 |



#13 BALLSTAEDT ELI

Sophomore • Guard • 6-5 • 200
Heber City, Utah
Wasatch HS

| Stat | 2019-20 Season High | Career High |
|----------------|---------------------------------------|-------------|
| Points | 12, MISSISSIPPI VALLEY STATE, 11/8/19 | Same |
| Rebounds | 3, CENTRAL ARKANSAS, 12/7/19 | Same |
| Assists | 2, MISSISSIPPI VALLEY STATE, 11/8/19 | Same |
| Blocks | -- | -- |
| Steals | 1, 2x, Last at Arizona State, 1/18/20 | Same |
| FGs Made | 4, MISSISSIPPI VALLEY STATE, 11/8/19 | Same |
| FGs Attempted | 6, at Coastal Carolina, 11/21/19 | Same |
| 3FGs Made | 4, MISSISSIPPI VALLEY STATE, 11/8/19 | Same |
| 3FGs Attempted | 6, at Coastal Carolina, 11/21/19 | Same |
| FTs Made | -- | -- |
| FTs Attempted | -- | -- |

2019-20 SEASON HIGHLIGHTS

- Scored 12pts on 4-of-5 shooting from downtown in his collegiate debut vs. Mississippi Valley State.
- Made his first appearance in conference play at #25/RV Colorado with 3 points (1-1 3FG)
- Came off the bench late in the first half at #RV/RV Arizona, going 1-1 from 3-point range.

2019-20 GAME-BY-GAME STATISTICS

| Opponent | Date | GS | MIN | Total | | 3-Pointers | | Free throws | | Rebounds | | | | PF | A | T/O | BLK | STL | PTS | AVG |
|---------------------|------------|----------|--------------|-------------|-------------|-------------|-------------|-------------|-------------|----------|----------|----------|------------|-----------|----------|----------|----------|----------|-----------|------------|
| | | | | FG-FGA | PCT | 3FG-3FGA | PCT | FT-FTA | PCT | OFF | DEF | TOT | AVG | | | | | | | |
| Mississippi Val. | 11/08/2019 | | 17:49 | 4-5 | .800 | 4-5 | .800 | 0-0 | .000 | 0 | 2 | 2 | 2.0 | 4 | 2 | 0 | 0 | 0 | 12 | 12.0 |
| at Coastal Carolina | 11/21/2019 | | 13:18 | 1-6 | .167 | 1-6 | .167 | 0-0 | .000 | 0 | 1 | 1 | 1.5 | 0 | 0 | 1 | 0 | 0 | 3 | 7.5 |
| vs Ohio | 11/22/2019 | | 04:44 | 0-1 | .000 | 0-1 | .000 | 0-0 | .000 | 0 | 0 | 0 | 1.0 | 0 | 0 | 0 | 0 | 0 | 0 | 5.0 |
| UC Davis | 11/29/2019 | | 01:16 | 0-0 | .000 | 0-0 | .000 | 0-0 | .000 | 0 | 0 | 0 | 0.8 | 0 | 0 | 0 | 0 | 0 | 0 | 3.8 |
| Central Ark. | 12/07/2019 | | 13:27 | 0-2 | .000 | 0-1 | .000 | 0-0 | .000 | 0 | 3 | 3 | 1.2 | 1 | 1 | 1 | 0 | 1 | 0 | 3.0 |
| vs Weber St. | 12/14/2019 | | 03:53 | 0-2 | .000 | 0-2 | .000 | 0-0 | .000 | 0 | 0 | 0 | 1.0 | 1 | 0 | 0 | 0 | 0 | 0 | 2.5 |
| vs San Diego St. | 12/21/2019 | | 03:33 | 0-2 | .000 | 0-2 | .000 | 0-0 | .000 | 0 | 0 | 0 | 0.9 | 0 | 0 | 0 | 0 | 0 | 0 | 2.1 |
| at Colorado | 01/12/2020 | | 04:54 | 1-1 | 1.000 | 1-1 | 1.000 | 0-0 | .000 | 0 | 0 | 0 | 0.8 | 0 | 0 | 0 | 0 | 0 | 3 | 2.3 |
| at Arizona | 01/16/2020 | | 06:17 | 1-1 | 1.000 | 1-1 | 1.000 | 0-0 | .000 | 0 | 0 | 0 | 0.7 | 2 | 0 | 0 | 0 | 0 | 3 | 2.3 |
| at Arizona St. | 01/18/2020 | | 01:48 | 0-2 | .000 | 0-1 | .000 | 0-0 | .000 | 2 | 0 | 2 | 0.8 | 1 | 1 | 0 | 0 | 1 | 0 | 2.1 |
| at UCLA | 02/02/2020 | | 04:07 | 0-0 | .000 | 0-0 | .000 | 0-0 | .000 | 0 | 0 | 0 | 0.7 | 1 | 1 | 0 | 0 | 0 | 0 | 1.9 |
| California | 02/08/2020 | | 02:23 | 0-1 | .000 | 0-1 | .000 | 0-0 | .000 | 0 | 0 | 0 | 0.7 | 1 | 0 | 0 | 0 | 0 | 0 | 1.8 |
| Totals | | 0 | 77:29 | 7-23 | .304 | 7-21 | .333 | 0-0 | .000 | 2 | 6 | 8 | 0.7 | 11 | 5 | 2 | 0 | 2 | 21 | 1.8 |

Player Averages

| Games Played | Minutes/game | Points/game | FG Pct | 3FG Pct | FT Pct | Rebounds/game | Assists/game | Turnovers/game | Assist/Turnover ratio | Steals/game | Blocks/game |
|--------------|--------------|-------------|--------|---------|--------|---------------|--------------|----------------|-----------------------|-------------|-------------|
| 12 | 6.5 | 1.8 | 30.4 | 33.3 | 0.0 | 0.7 | 0.4 | 0.2 | 2.5 | 0.2 | 0.0 |

BALLSTAEDT'S CAREER STATISTICS

| | | | Field Goals | | 3-Point | | F-Throws | | Rebounds | | | | Scoring | | | | | | | |
|--------------|------|-------------|---------------|-------------|-------------|-------------|-------------|------------|-------------|----------|----------|----------|------------|-------------|----------|----------|----------|----------|-----------|------------|
| SEASON | TEAM | GP-GS | MIN/AVG | FG-FGA | FG% | 3FG-FGA | 3FG% | FT-FTA | FT% | OFF | DEF | TOT | AVG | PF-FO | AST | TO | BLK | STL | PTS | AVG |
| 2019-20 | Utah | 12-0 | 77/6.5 | 7-23 | .304 | 7-21 | .333 | 0-0 | .000 | 2 | 6 | 8 | 0.7 | 11-0 | 5 | 2 | 0 | 2 | 21 | 1.8 |
| TOTAL | | 12-0 | 77/6.5 | 7-23 | .304 | 7-21 | .333 | 0-0 | .000 | 2 | 6 | 8 | 0.7 | 11-0 | 5 | 2 | 0 | 2 | 21 | 1.8 |



#14 KING BROOKS

Junior • Guard • 6-3 • 167
Boise, Idaho
Centennial HS

| Stat | 2019-20 Season High | Career High |
|----------------|--------------------------------------|---------------------------------------|
| Points | 3, MISSISSIPPI VALLEY STATE, 11/8/19 | Same |
| Rebounds | 1, MISSISSIPPI VALLEY STATE, 11/8/19 | 2, MISSISSIPPI VALLEY STATE, 11/15/18 |
| Assists | 2, MISSISSIPPI VALLEY STATE, 11/8/19 | Same |
| Blocks | -- | -- |
| Steals | -- | -- |
| FGs Made | 1, MISSISSIPPI VALLEY STATE, 11/8/19 | Same |
| FGs Attempted | 4, CENTRAL ARKANSAS, 12/7/19 | Same |
| 3FGs Made | 1, MISSISSIPPI VALLEY STATE, 11/8/19 | Same |
| 3FGs Attempted | 2, MISSISSIPPI VALLEY STATE, 11/8/19 | Same |
| FTs Made | -- | 1, ARIZONA STATE, 2/16/19 |
| FTs Attempted | -- | 2, ARIZONA STATE, 2/16/19 |

2019-20 SEASON HIGHLIGHTS

• Scored his first bucket of the season with 2asts in the home-opener vs. Mississippi Valley State.

2019-20 GAME-BY-GAME STATISTICS

| Opponent | Date | GS | MIN | Total | | 3-Pointers | | Free throws | | Rebounds | | | | PF | A | T/O | BLK | STL | PTS | AVG |
|------------------|------------|----------|--------------|------------|-------------|------------|-------------|-------------|-------------|----------|----------|----------|------------|----------|----------|----------|----------|----------|----------|------------|
| | | | | FG-FGA | PCT | 3FG-3FGA | PCT | FT-FTA | PCT | OFF | DEF | TOT | AVG | | | | | | | |
| Mississippi Val. | 11/08/2019 | | 05:39 | 1-3 | .333 | 1-2 | .500 | 0-0 | .000 | 0 | 1 | 1 | 1.0 | 2 | 2 | 0 | 0 | 0 | 3 | 3.0 |
| Central Ark. | 12/07/2019 | | 05:02 | 0-4 | .000 | 0-4 | .000 | 0-0 | .000 | 0 | 0 | 0 | 0.5 | 1 | 0 | 0 | 0 | 0 | 0 | 1.5 |
| vs San Diego St. | 12/21/2019 | | 02:24 | 0-1 | .000 | 0-1 | .000 | 0-0 | .000 | 0 | 0 | 0 | 0.3 | 0 | 0 | 0 | 0 | 0 | 0 | 1.0 |
| at Arizona St. | 01/18/2020 | | 00:20 | 0-0 | .000 | 0-0 | .000 | 0-0 | .000 | 0 | 0 | 0 | 0.3 | 0 | 0 | 0 | 0 | 0 | 0 | 0.8 |
| Totals | | 0 | 13:25 | 1-8 | .125 | 1-7 | .143 | 0-0 | .000 | 0 | 1 | 1 | 0.3 | 3 | 2 | 0 | 0 | 0 | 3 | 0.8 |

Player Averages

| Games Played | Minutes/ game | Points/ game | FG Pct | 3FG Pct | FT Pct | Rebounds/ game | Assists/ game | Turnovers/ game | Assist/Turnover ratio | Steals/ game | Blocks/ game |
|--------------|---------------|--------------|--------|---------|--------|----------------|---------------|-----------------|-----------------------|--------------|--------------|
| 4 | 3.4 | 0.8 | 12.5 | 14.3 | 0.0 | 0.3 | 0.5 | 0.0 | 2.0 | 0.0 | 0.0 |

KING'S CAREER STATISTICS

| | | | | Field Goals | | 3-Point | | F-Throws | | Rebounds | | | | Scoring | | | | | | |
|--------------|------|-------------|---------------|-------------|-------------|-------------|-------------|------------|-------------|----------|----------|----------|------------|------------|----------|----------|----------|----------|----------|------------|
| SEASON | TEAM | GP-GS | MIN/AVG | FG-FGA | FG% | 3FG-FGA | 3FG% | FT-FTA | FT% | OFF | DEF | TOT | AVG | PF-FO | AST | TO | BLK | STL | PTS | AVG |
| 2018-19 | Utah | 7-0 | 10/1.4 | 0-3 | .000 | 0-3 | .000 | 1-2 | .500 | 0 | 2 | 2 | 0.3 | 1-0 | 0 | 0 | 0 | 0 | 1 | 0.1 |
| 2019-20 | Utah | 4-0 | 13/3.4 | 1-8 | .125 | 1-7 | .143 | 0-0 | .000 | 0 | 1 | 1 | 0.3 | 3-0 | 2 | 0 | 0 | 0 | 3 | 0.8 |
| TOTAL | | 11-0 | 23/2.1 | 1-11 | .091 | 1-10 | .100 | 1-2 | .500 | 0 | 3 | 3 | 0.3 | 4-0 | 2 | 0 | 0 | 0 | 4 | 0.4 |



#15 JONES RYLAN

Sophomore • Guard • 6-0 • 181
Holladay, Utah
Olympus HS

| Stat | 2020-21 Season High | Career High |
|----------------|--------------------------------------|---------------------------------------|
| Points | 12, IDAHO STATE, 12/8/20 | 25, BYU, 12/4/19 |
| Rebounds | 3, WASHINGTON, 12/3/20 | 10, MISSISSIPPI VALLEY STATE, 11/8/19 |
| Assists | 5, 2x, Last vs. IDAHO STATE, 12/8/20 | 11, MISSISSIPPI VALLEY STATE, 11/8/19 |
| Blocks | -- | 1, #RV/RV STANFORD, 2/6/20 |
| Steals | 5, IDAHO STATE, 12/8/20 | 5, UCLA, 2/20/20 |
| FGs Made | 5, IDAHO STATE, 12/8/20 | 9, BYU, 12/4/19 |
| FGs Attempted | 8, IDAHO STATE, 12/8/20 | 15, BYU, 12/4/19 |
| 3FGs Made | 2, 2x Last vs. IDAHO STATE, 12/8/20 | 4, 3x, Last at #17/18 Oregon, 2/16/20 |
| 3FGs Attempted | 3, 2x, Last vs. IDAHO STATE, 12/8/20 | 11, at UCLA, 2/2/20 |
| FTs Made | -- | 9, WASHINGTON, 1/23/20 |
| FTs Attempted | -- | 10, WASHINGTON, 1/23/20 |

2020-21 SEASON HIGHLIGHTS

- Had 6pts, 3rebs & 5asts in opener vs. Washington
- Posted 12pts with 5asts & 5stls on 5-of-8 shooting vs. Idaho State

2020-21 GAME-BY-GAME STATISTICS

| Opponent | Date | GS | MIN | Total | | 3-Pointers | | Free throws | | Rebounds | | | | PF | A | T/O | BLK | STL | PTS | AVG |
|---------------|------------|----------|--------------|-------------|-------------|------------|-------------|-------------|-------------|----------|----------|----------|------------|----------|-----------|----------|----------|----------|-----------|------------|
| | | | | FG-FGA | PCT | 3FG-3FGA | PCT | FT-FTA | PCT | OFF | DEF | TOT | AVG | | | | | | | |
| Washington | 12/03/2020 | * | 32:21 | 2-3 | .667 | 2-3 | .667 | 0-0 | .000 | 0 | 3 | 3 | 3.0 | 3 | 5 | 3 | 0 | 0 | 6 | 6.0 |
| Idaho St. | 12/08/2020 | * | 29:09 | 5-8 | .625 | 2-3 | .667 | 0-0 | .000 | 0 | 1 | 1 | 2.0 | 3 | 5 | 1 | 0 | 5 | 12 | 9.0 |
| Totals | | 2 | 61:30 | 7-11 | .636 | 4-6 | .667 | 0-0 | .000 | 0 | 4 | 4 | 2.0 | 6 | 10 | 4 | 0 | 5 | 18 | 9.0 |

Player Averages

| Games Played | Minutes/ game | Points/ game | FG Pct | 3FG Pct | FT Pct | Rebounds/ game | Assists/ game | Turnovers/ game | Assist/Turnover ratio | Steals/ game | Blocks/ game |
|--------------|---------------|--------------|--------|---------|--------|----------------|---------------|-----------------|-----------------------|--------------|--------------|
| 2 | 30.8 | 9.0 | 63.6 | 66.7 | 0.0 | 2.0 | 5.0 | 2.0 | 2.5 | 2.5 | 0.0 |

JONES' CAREER STATISTICS

| | | | | Field Goals | | 3-Point | | F-Throws | | Rebounds | | | | Scoring | | | | | | |
|--------------|------|--------------|-----------------|---------------|-------------|---------------|-------------|--------------|-------------|----------|-----------|-----------|------------|-------------|------------|-----------|----------|-----------|------------|------------|
| SEASON | TEAM | GP-GS | MIN/AVG | FG-FGA | FG% | 3FG-FGA | 3FG% | FT-FTA | FT% | OFF | DEF | TOT | AVG | PF-FO | AST | TO | BLK | STL | PTS | AVG |
| 2019-20 | Utah | 28-28 | 879/31.4 | 78-195 | .400 | 49-127 | .386 | 63-73 | .863 | 5 | 77 | 82 | 2.9 | 77-2 | 125 | 76 | 1 | 41 | 268 | 9.6 |
| 2020-21 | Utah | 2-2 | 62/30.8 | 7-11 | .636 | 4-6 | .667 | 0-0 | .000 | 0 | 4 | 4 | 2.0 | 6-0 | 10 | 4 | 0 | 5 | 18 | 9.0 |
| TOTAL | | 30-30 | 941/31.4 | 85-206 | .413 | 53-133 | .398 | 63-73 | .863 | 5 | 81 | 86 | 2.9 | 83-2 | 135 | 80 | 1 | 46 | 286 | 9.5 |



#20 JANTUNEN MIKAEL

Sophomore • Forward • 6-8 • 222
Helsinki, Finland
Helsinki Basketball Academy

| Stat | 2020-21 Season High | Career High |
|----------------|---------------------------------------|--------------------------------------|
| Points | 10, 2x, Last vs. IDAHO STATE, 12/8/20 | 18, BYU, 12/4/19 |
| Rebounds | 8, WASHINGTON, 12/3/20 | 11, #RV/RV COLORADO, 3/7/20 |
| Assists | 2, 2x, Last vs. IDAHO STATE, 12/8/20 | 4, USC, 2/23/20 |
| Blocks | -- | 3, UC DAVIS, 11/29/19 |
| Steals | 2, WASHINGTON, 12/3/20 | 3, UCLA, 2/20/20 |
| FGs Made | 5, WASHINGTON, 12/3/20 | 7, WASHINGTON STATE, 1/25/20 |
| FGs Attempted | 7, IDAHO STATE, 12/8/20 | 9, WASHINGTON STATE, 1/25/20 |
| 3FGs Made | 2, IDAHO STATE, 12/8/20 | 2, 2x, Last vs. IDAHO STATE, 12/8/20 |
| 3FGs Attempted | 3, IDAHO STATE, 12/8/20 | Same |
| FTs Made | -- | 8, BYU, 12/4/19 |
| FTs Attempted | -- | 8, BYU, 12/4/19 |

2020-21 SEASON HIGHLIGHTS

- Opened his sophomore season with 10pts & 8pts vs. Washington
- Posted 10pts, 4rebs and 2asts with 2 triples in win vs. Idaho State

2020-21 GAME-BY-GAME STATISTICS

| Opponent | Date | GS | MIN | Total | | 3-Pointers | | Free throws | | Rebounds | | | | PF | A | T/O | BLK | STL | PTS | AVG |
|---------------|------------|----------|--------------|-------------|-------------|------------|-------------|-------------|-------------|----------|----------|-----------|------------|----------|----------|----------|----------|----------|-----------|-------------|
| | | | | FG-FGA | PCT | 3FG-3FGA | PCT | FT-FTA | PCT | OFF | DEF | TOT | AVG | | | | | | | |
| Washington | 12/03/2020 | * | 23:04 | 5-6 | .833 | 0-0 | .000 | 0-0 | .000 | 5 | 3 | 8 | 8.0 | 2 | 2 | 1 | 0 | 2 | 10 | 10.0 |
| Idaho St. | 12/08/2020 | * | 30:40 | 4-7 | .571 | 2-3 | .667 | 0-0 | .000 | 0 | 4 | 4 | 6.0 | 4 | 2 | 0 | 0 | 0 | 10 | 10.0 |
| Totals | | 2 | 53:44 | 9-13 | .692 | 2-3 | .667 | 0-0 | .000 | 5 | 7 | 12 | 6.0 | 6 | 4 | 1 | 0 | 2 | 20 | 10.0 |

Player Averages

| Games Played | Minutes/ game | Points/ game | FG Pct | 3FG Pct | FT Pct | Rebounds/ game | Assists/ game | Turnovers/ game | Assist/Turnover ratio | Steals/ game | Blocks/ game |
|--------------|---------------|--------------|--------|---------|--------|----------------|---------------|-----------------|-----------------------|--------------|--------------|
| 2 | 26.9 | 10.0 | 69.2 | 66.7 | 0.0 | 6.0 | 2.0 | 0.5 | 4.0 | 1.0 | 0.0 |

JANTUNEN'S CAREER STATISTICS

| | | | | Field Goals | | 3-Point | | F-Throws | | Rebounds | | | | Scoring | | | | | | |
|--------------|------|-------------|-----------------|---------------|-------------|-------------|-------------|--------------|-------------|-----------|-----------|------------|------------|-------------|-----------|-----------|-----------|-----------|------------|------------|
| SEASON | TEAM | GP-GS | MIN/AVG | FG-FGA | FG% | 3FG-FGA | 3FG% | FT-FTA | FT% | OFF | DEF | TOT | AVG | PF-FO | AST | TO | BLK | STL | PTS | AVG |
| 2019-20 | Utah | 31-3 | 722/23.3 | 80-121 | .661 | 5-16 | .313 | 44-60 | .733 | 60 | 91 | 151 | 4.9 | 88-2 | 33 | 35 | 10 | 12 | 209 | 6.7 |
| 2020-21 | Utah | 2-2 | 54/26.9 | 9-13 | .692 | 2-3 | .667 | 0-0 | .000 | 5 | 7 | 12 | 6.0 | 6-0 | 4 | 1 | 0 | 2 | 20 | 10.0 |
| TOTAL | | 33-5 | 776/23.5 | 89-134 | .664 | 7-19 | .368 | 44-60 | .733 | 65 | 98 | 163 | 4.9 | 94-2 | 37 | 36 | 10 | 14 | 229 | 6.9 |



#21 BATTIN RILEY

Junior • Forward • 6-9 • 230
Oak Park, Calif.
Oak Park HS

| Stat | 2020-21 Season High | Career High |
|----------------|-------------------------|--|
| Points | 6, WASHINGTON, 12/3/20 | 18, at UCLA, 2/9/19 |
| Rebounds | 5, WASHINGTON, 12/3/20 | 10, 2x, Last vs. #RV/RV STANFORD, 2/6/20 |
| Assists | 5, IDAHO STATE, 12/8/20 | 6, MISSISSIPPI VALLEY STATE, 11/8/19 |
| Blocks | -- | 1, 4x, Last vs. CALIFORNIA, 2/8/20 |
| Steals | 1, IDAHO STATE, 12/8/20 | 3, 2x, Last vs. BYU, 12/4/19 |
| FGs Made | 1, WASHINGTON, 12/3/20 | 7, at UCLA, 2/9/19 |
| FGs Attempted | 5, WASHINGTON, 12/3/20 | 12, WASHINGTON, 1/23/20 |
| 3FGs Made | 1, WASHINGTON, 12/3/20 | 3, 4x, Last at UCLA, 2/2/20 |
| 3FGs Attempted | 2, WASHINGTON, 12/3/20 | 7, at #RV/RV Arizona, 1/16/20 |
| FTs Made | 3, WASHINGTON, 12/3/20 | 6, at Coastal Carolina, 11/21/19 |
| FTs Attempted | 5, WASHINGTON, 12/3/20 | 6, 5x, Last vs. Weber State, 12/14/19 |

2020-21 SEASON HIGHLIGHTS

- Opened the season with 6pts, 5rebs & 2asts vs. Washington
- Team-high +27 on the court with 5rebs, 5asts & 20+ mins vs. Idaho State

2020-21 GAME-BY-GAME STATISTICS

| Opponent | Date | GS | MIN | Total | | 3-Pointers | | Free throws | | Rebounds | | | | PF | | T/O | BLK | STL | PTS | AVG |
|---------------|------------|----------|--------------|------------|-------------|------------|-------------|-------------|-------------|----------|----------|-----------|------------|----------|----------|----------|----------|----------|----------|------------|
| | | | | FG-FGA | PCT | 3FG-3FGA | PCT | FT-FTA | PCT | OFF | DEF | TOT | AVG | A | | | | | | |
| Washington | 12/03/2020 | | 18:33 | 1-5 | .200 | 1-2 | .500 | 3-5 | .600 | 0 | 5 | 5 | 5.0 | 1 | 2 | 0 | 0 | 0 | 6 | 6.0 |
| Idaho St. | 12/08/2020 | | 20:32 | 0-1 | .000 | 0-1 | .000 | 2-2 | 1.000 | 1 | 4 | 5 | 5.0 | 1 | 5 | 0 | 0 | 1 | 2 | 4.0 |
| Totals | | 0 | 39:05 | 1-6 | .167 | 1-3 | .333 | 5-7 | .714 | 1 | 9 | 10 | 5.0 | 2 | 7 | 0 | 0 | 1 | 8 | 4.0 |

Player Averages

| Games Played | Minutes/game | Points/game | FG Pct | 3FG Pct | FT Pct | Rebounds/game | Assists/game | Turnovers/game | Assist/Turnover ratio | Steals/game | Blocks/game |
|--------------|--------------|-------------|--------|---------|--------|---------------|--------------|----------------|-----------------------|-------------|-------------|
| 2 | 19.5 | 4.0 | 16.7 | 33.3 | 71.4 | 5.0 | 3.5 | 0.0 | 7.0 | 0.5 | 0.0 |

BATTIN'S CAREER STATISTICS

| | | | | Field Goals | | 3-Point | | F-Throws | | Rebounds | | | | | | | | | | Scoring | |
|---------|------|-------|-----------|-------------|------|---------|------|----------|------|----------|-----|-----|-----|-------|-----|----|-----|-----|-----|---------|--|
| SEASON | TEAM | GP-GS | MIN/AVG | FG-FGA | FG% | 3FG-FGA | 3FG% | FT-FTA | FT% | OFF | DEF | TOT | AVG | PF-FO | AST | TO | BLK | STL | PTS | AVG | |
| 2018-19 | Utah | 31-21 | 629/20.3 | 73-151 | .483 | 27-75 | .360 | 24-35 | .686 | 24 | 81 | 105 | 3.4 | 49-0 | 36 | 28 | 1 | 7 | 197 | 6.4 | |
| 2019-20 | Utah | 31-28 | 796/25.7 | 77-184 | .418 | 33-100 | .330 | 54-75 | .720 | 34 | 109 | 143 | 4.6 | 43-0 | 40 | 31 | 3 | 14 | 241 | 7.8 | |
| 2020-21 | Utah | 2-0 | 39/19.5 | 1-6 | .167 | 1-3 | .333 | 5-7 | .714 | 1 | 9 | 10 | 5.0 | 2-0 | 7 | 0 | 0 | 1 | 8 | 4.0 | |
| TOTAL | | 64-49 | 1463/22.9 | 151-341 | .443 | 61-178 | .343 | 83-117 | .709 | 59 | 199 | 258 | 4.0 | 94-0 | 83 | 59 | 4 | 22 | 446 | 7.0 | |



#25 PLUMMER ALFONSO

Senior • Guard • 6-1 • 182
Fajardo, Puerto Rico
Colegio La Luz • Arizona Western

| Stat | 2020-21 Season High | Career High |
|----------------|--------------------------------------|---|
| Points | 21, WASHINGTON, 12/3/20 | 35, vs. Oregon State, 3/11/20 |
| Rebounds | 5, IDAHO STATE, 12/8/20 | Same |
| Assists | -- | 2, 3x, Last at #25/RV Colorado, 1/12/20 |
| Blocks | -- | 1, at Oregon State, 2/13/20 |
| Steals | 4, WASHINGTON, 12/3/20 | Same |
| FGs Made | 8, WASHINGTON, 12/3/20 | 12, vs. Oregon State, 3/11/20 |
| FGs Attempted | 17, WASHINGTON, 12/3/20 | 17, 2x, Last vs. WASHINGTON, 12/3/20 |
| 3FGs Made | 4, WASHINGTON, 12/3/20 | 11, vs. Oregon State, 3/11/20 |
| 3FGs Attempted | 11, WASHINGTON, 12/3/20 | 16, vs. Oregon State, 3/11/20 |
| FTs Made | 2, IDAHO STATE, 12/8/20 | 3, 4x, Last vs. Oregon State, 3/11/20 |
| FTs Attempted | 2, 2x, Last vs. IDAHO STATE, 12/3/20 | 4, vs. Oregon State, 3/11/20 |

2020-21 SEASON HIGHLIGHTS

- Opened with a game-high 21pts with 4 triples and 4stls vs. UW
- Followed with 13pts and team-high 5rebs vs. Idaho State

2020-21 GAME-BY-GAME STATISTICS

| Opponent | Date | GS | MIN | Total | | 3-Pointers | | Free throws | | Rebounds | | | | PF | A | T/O | BLK | STL | PTS | AVG |
|---------------|------------|----------|--------------|--------------|-------------|-------------|-------------|-------------|-------------|----------|----------|----------|------------|----------|----------|----------|----------|----------|-----------|-------------|
| | | | | FG-FGA | PCT | 3FG-3FGA | PCT | FT-FTA | PCT | OFF | DEF | TOT | AVG | | | | | | | |
| Washington | 12/03/2020 | * | 29:35 | 8-17 | .471 | 4-11 | .364 | 1-2 | .500 | 0 | 0 | 0 | 0.0 | 0 | 0 | 0 | 0 | 4 | 21 | 21.0 |
| Idaho St. | 12/08/2020 | * | 24:16 | 5-10 | .500 | 2-5 | .400 | 1-2 | .500 | 2 | 3 | 5 | 2.5 | 1 | 0 | 1 | 0 | 1 | 13 | 17.0 |
| Totals | | 2 | 53:51 | 13-27 | .481 | 6-16 | .375 | 2-4 | .500 | 2 | 3 | 5 | 2.5 | 1 | 0 | 1 | 0 | 5 | 34 | 17.0 |

Player Averages

| Games Played | Minutes/game | Points/game | FG Pct | 3FG Pct | FT Pct | Rebounds/game | Assists/game | Turnovers/game | Assist/Turnover ratio | Steals/game | Blocks/game |
|--------------|--------------|-------------|--------|---------|--------|---------------|--------------|----------------|-----------------------|-------------|-------------|
| 2 | 26.9 | 17.0 | 48.1 | 37.5 | 50.0 | 2.5 | 0.0 | 0.5 | 0.0 | 2.5 | 0.0 |

PLUMMER'S CAREER STATISTICS

PLUMMER, Alfonso

| | | | | Field Goals | | 3-Point | | F-Throws | | Rebounds | | | | Scoring | | | | | | |
|---------|------|-------|----------|-------------|------|---------|------|----------|------|----------|-----|-----|-----|---------|-----|----|-----|-----|-----|-----|
| SEASON | TEAM | GP-GS | MIN/AVG | FG-FGA | FG% | 3FG-FGA | 3FG% | FT-FTA | FT% | OFF | DEF | TOT | AVG | PF-FO | AST | TO | BLK | STL | PTS | AVG |
| 2019-20 | Utah | 26-2 | 395/15.2 | 77-165 | .467 | 50-119 | .420 | 15-20 | .750 | 5 | 23 | 28 | 1.1 | 20-0 | 10 | 15 | 1 | 11 | 219 | 8.4 |



#30 WENZEL BRENDAN

R-Freshman • Guard • 6-7 • 215
San Antonio, Texas
O'Conner HS

| Stat | 2020-21 Season High | Career High |
|----------------|------------------------|-------------|
| Points | -- | -- |
| Rebounds | 1, WASHINGTON, 12/3/20 | Same |
| Assists | 1, WASHINGTON, 12/3/20 | Same |
| Blocks | -- | -- |
| Steals | -- | -- |
| FGs Made | -- | -- |
| FGs Attempted | 1, WASHINGTON, 12/3/20 | Same |
| 3FGs Made | -- | Same |
| 3FGs Attempted | 1, WASHINGTON, 12/3/20 | -- |
| FTs Made | -- | -- |
| FTs Attempted | -- | -- |

2020-21 SEASON HIGHLIGHTS

• Made his collegiate debut in the season-opener against Washington

2020-21 GAME-BY-GAME STATISTICS

| Opponent | Date | GS | MIN | Total | | 3-Pointers | | Free throws | | Rebounds | | | | PF | A | T/O | BLK | STL | PTS | AVG |
|---------------|------------|----------|--------------|------------|-------------|------------|-------------|-------------|-------------|----------|----------|----------|------------|----------|----------|----------|----------|----------|----------|------------|
| | | | | FG-FGA | PCT | 3FG-3FGA | PCT | FT-FTA | PCT | OFF | DEF | TOT | AVG | | | | | | | |
| Washington | 12/03/2020 | | 03:31 | 0-1 | .000 | 0-1 | .000 | 0-0 | .000 | 0 | 1 | 1 | 1.0 | 0 | 1 | 0 | 0 | 0 | 0 | 0.0 |
| Totals | | 0 | 03:31 | 0-1 | .000 | 0-1 | .000 | 0-0 | .000 | 0 | 1 | 1 | 1.0 | 0 | 1 | 0 | 0 | 0 | 0 | 0.0 |

Player Averages

| Games Played | Minutes/game | Points/game | FG Pct | 3FG Pct | FT Pct | Rebounds/game | Assists/game | Turnovers/game | Assist/Turnover ratio | Steals/game | Blocks/game |
|--------------|--------------|-------------|--------|---------|--------|---------------|--------------|----------------|-----------------------|-------------|-------------|
| 1 | 3.5 | 0.0 | 0.0 | 0.0 | 0.0 | 1.0 | 1.0 | 0.0 | 1.0 | 0.0 | 0.0 |

WENZEL'S CAREER STATISTICS

| SEASON | TEAM | GP-GS | MIN/AVG | FG-FGA | FG% | 3FG-FGA | 3FG% | FT-FTA | FT% | OFF | DEF | TOT | AVG | PF-FO | AST | T/O | BLK | STL | PTS | AVG |
|--------------|------|------------|--------------|------------|-------------|------------|-------------|------------|-------------|----------|----------|----------|------------|------------|----------|----------|----------|----------|----------|------------|
| 2020-21 | Utah | 1-0 | 4/3.5 | 0-1 | .000 | 0-1 | .000 | 0-0 | .000 | 0 | 1 | 1 | 1.0 | 0-0 | 1 | 0 | 0 | 0 | 0 | 0.0 |
| TOTAL | | 1-0 | 4/3.5 | 0-1 | .000 | 0-1 | .000 | 0-0 | .000 | 0 | 1 | 1 | 1.0 | 0-0 | 1 | 0 | 0 | 0 | 0 | 0.0 |



#31
JAMELE
JACK

Freshman • Guard • 6-5 • 184
Palos Verdes, Calif.
Middlebrooks Academy

| Stat | 2020-21 Season High | Career High |
|----------------|---------------------|-------------|
| Points | -- | -- |
| Rebounds | -- | -- |
| Assists | -- | -- |
| Blocks | -- | -- |
| Steals | -- | -- |
| FGs Made | -- | -- |
| FGs Attempted | -- | -- |
| 3FGs Made | -- | -- |
| 3FGs Attempted | -- | -- |
| FTs Made | -- | -- |
| FTs Attempted | -- | -- |

2020-21 SEASON HIGHLIGHTS

2020-21 GAME-BY-GAME STATISTICS

JAMELE'S CAREER STATISTICS



#32 THIOUNE LAHAT

R-Sophomore • Center • 6-10 • 244
Dakar, Senegal
Florida Prep

| Stat | 2020-21 Season High | Career High |
|----------------|------------------------|---------------------------------------|
| Points | -- | 7, UC DAVIS, 11/29/19 |
| Rebounds | 2, WASHINGTON, 12/3/20 | 6, MISSISSIPPI VALLEY STATE, 11/8/19 |
| Assists | -- | 1, vs. Ohio, 11/22/19 |
| Blocks | -- | 2, 3x, Last vs. #4/6 OREGON, 1/4/20 |
| Steals | -- | 1, 4x, Last vs. CALIFORNIA, 2/8/20 |
| FGs Made | -- | 3, UC DAVIS, 11/29/19 |
| FGs Attempted | 1, WASHINGTON, 12/3/20 | 3, UC DAVIS, 11/29/19 |
| 3FGs Made | -- | -- |
| 3FGs Attempted | -- | -- |
| FTs Made | -- | 2, 4x, Last at Oregon State, 2/13/20 |
| FTs Attempted | -- | 2, 10x, Last at Oregon State, 2/13/20 |

2019-20 SEASON HIGHLIGHTS

- Played a critical role defensively down the stretch in his collegiate debut vs. Nevada with 2blks & 4rebs.
- Made his first-career start against UC Davis, finishing with 7pts and 2rebs on 3-3 shooting.
- Played a season-high 22:44 minutes in upset win over #6 Kentucky.

2020-21 GAME-BY-GAME STATISTICS

| Opponent | Date | GS | MIN | Total | | 3-Pointers | | Free throws | | Rebounds | | | | | | | | | | | |
|------------|------------|----|-------|--------|------|------------|------|-------------|------|----------|-----|-----|-----|----|---|-----|-----|-----|-----|-----|--|
| | | | | FG-FGA | PCT | 3FG-3FGA | PCT | FT-FTA | PCT | OFF | DEF | TOT | AVG | PF | A | T/O | BLK | STL | PTS | AVG | |
| Washington | 12/03/2020 | | 06:01 | 0-1 | .000 | 0-0 | .000 | 0-0 | .000 | 1 | 1 | 2 | 2.0 | 1 | 0 | 0 | 0 | 0 | 0 | 0.0 | |
| Idaho St. | 12/08/2020 | | 01:36 | 0-0 | .000 | 0-0 | .000 | 0-0 | .000 | 0 | 0 | 0 | 1.0 | 2 | 0 | 0 | 0 | 0 | 0 | 0.0 | |
| Totals | | 0 | 07:37 | 0-1 | .000 | 0-0 | .000 | 0-0 | .000 | 1 | 1 | 2 | 1.0 | 3 | 0 | 0 | 0 | 0 | 0 | 0.0 | |

Player Averages

| Games Played | Minutes/game | Points/game | FG Pct | 3FG Pct | FT Pct | Rebounds/game | Assists/game | Turnovers/game | Assist/Turnover ratio | Steals/game | Blocks/game |
|--------------|--------------|-------------|--------|---------|--------|---------------|--------------|----------------|-----------------------|-------------|-------------|
| 2 | 3.8 | 0.0 | 0.0 | 0.0 | 0.0 | 1.0 | 0.0 | 0.0 | 0.0 | 0.0 | 0.0 |

THIOUNE'S CAREER STATISTICS

| | | | | Field Goals | | 3-Point | | F-Throws | | Rebounds | | | | | | | | | | Scoring | |
|---------|------|-------|---------|-------------|------|---------|------|----------|------|----------|-----|-----|-----|-------|-----|----|-----|-----|-----|---------|--|
| SEASON | TEAM | GP-GS | MIN/AVG | FG-FGA | FG% | 3FG-FGA | 3FG% | FT-FTA | FT% | OFF | DEF | TOT | AVG | PF-FO | AST | TO | BLK | STL | PTS | AVG | |
| 2019-20 | Utah | 25-2 | 224/9.0 | 16-24 | .667 | 0-0 | .000 | 13-20 | .650 | 19 | 39 | 58 | 2.3 | 28-0 | 1 | 11 | 8 | 4 | 45 | 1.8 | |
| 2020-21 | Utah | 2-0 | 8/3.8 | 0-1 | .000 | 0-0 | .000 | 0-0 | .000 | 1 | 1 | 2 | 1.0 | 3-0 | 0 | 0 | 0 | 0 | 0 | 0.0 | |
| TOTAL | | 27-2 | 232/8.6 | 16-25 | .640 | 0-0 | .000 | 13-20 | .650 | 20 | 40 | 60 | 2.2 | 31-0 | 1 | 11 | 8 | 4 | 45 | 1.7 | |



#34
CREER
HARRISON

Freshman • Guard • 6-4 • 234
Holladay, Utah
Olympus HS

| Stat | 2020-21 Season High | Career High |
|----------------|---------------------|-------------|
| Points | -- | -- |
| Rebounds | -- | -- |
| Assists | -- | -- |
| Blocks | -- | -- |
| Steals | -- | -- |
| FGs Made | -- | -- |
| FGs Attempted | -- | -- |
| 3FGs Made | -- | -- |
| 3FGs Attempted | -- | -- |
| FTs Made | -- | -- |
| FTs Attempted | -- | -- |

2020-21 SEASON HIGHLIGHTS

2020-21 GAME-BY-GAME STATISTICS

CREER'S CAREER STATISTICS



#35 CARLSON BRANDEN

Sophomore • Center • 7-0 • 217
South Jordan, Utah
Bingham HS

| Stat | 2020-21 Season High | Career High |
|----------------|--------------------------|--|
| Points | 13, IDAHO STATE, 12/8/20 | 15, #RV/RV STANFORD, 2/6/20 |
| Rebounds | 5, WASHINGTON, 12/3/20 | 10, 2x, Last vs. #RV/RV STANFORD, 2/6/20 |
| Assists | 2, IDAHO STATE, 12/8/20 | 3, 2x, Last vs. USC, 2/23/20 |
| Blocks | 3, WASHINGTON, 12/3/20 | 8, 2x, Last at Stanford, 2/26/20 |
| Steals | 1, IDAHO STATE, 12/8/20 | 2, WASHINGTON, 1/23/20 |
| FGs Made | 6, IDAHO STATE, 12/8/20 | 7, 2x, Last vs. Tulane, 11/24/19 |
| FGs Attempted | 11, IDAHO STATE, 12/8/20 | 11, 2x, Last vs. #RV/RV STANFORD, 2/6/20 |
| 3FGs Made | 1, IDAHO STATE, 12/8/20 | 1, 4x, Last vs. IDAHO STATE, 12/8/20 |
| 3FGs Attempted | 2, IDAHO STATE, 12/8/20 | 5, at Stanford, 2/26/20 |
| FTs Made | 3, WASHINGTON, 12/3/20 | 5, #RV/RV STANFORD, 2/6/20 |
| FTs Attempted | 6, WASHINGTON, 12/3/20 | 6, 4x, Last vs. WASHINGTON, 12/3/20 |

2020-21 SEASON HIGHLIGHTS

• Posted 9pts, 5rebs & 3blks in season-opening win over UW

2020-21 GAME-BY-GAME STATISTICS

| Opponent | Date | GS | MIN | Total | | 3-Pointers | | Free throws | | Rebounds | | | | PF | A | T/O | BLK | STL | PTS | AVG |
|---------------|------------|----------|--------------|-------------|-------------|------------|-------------|-------------|-------------|----------|----------|----------|------------|----------|----------|----------|----------|----------|-----------|-------------|
| | | | | FG-FGA | PCT | 3FG-3FGA | PCT | FT-FTA | PCT | OFF | DEF | TOT | AVG | | | | | | | |
| Washington | 12/03/2020 | * | 23:36 | 3-8 | .375 | 0-1 | .000 | 3-6 | .500 | 1 | 4 | 5 | 5.0 | 2 | 0 | 1 | 3 | 0 | 9 | 9.0 |
| Idaho St. | 12/08/2020 | * | 21:36 | 6-11 | .545 | 1-2 | .500 | 0-0 | .000 | 0 | 2 | 2 | 3.5 | 0 | 2 | 1 | 0 | 1 | 13 | 11.0 |
| Totals | | 2 | 45:12 | 9-19 | .474 | 1-3 | .333 | 3-6 | .500 | 1 | 6 | 7 | 3.5 | 2 | 2 | 2 | 3 | 1 | 22 | 11.0 |

Player Averages

| Games Played | Minutes/game | Points/game | FG Pct | 3FG Pct | FT Pct | Rebounds/game | Assists/game | Turnovers/game | Assist/Turnover ratio | Steals/game | Blocks/game |
|--------------|--------------|-------------|--------|---------|--------|---------------|--------------|----------------|-----------------------|-------------|-------------|
| 2 | 22.6 | 11.0 | 47.4 | 33.3 | 50.0 | 3.5 | 1.0 | 1.0 | 1.0 | 0.5 | 1.5 |

CARLSON'S CAREER STATISTICS

| | | | | Field Goals | | 3-Point | | F-Throws | | Rebounds | | | | Scoring | | | | | | |
|--------------|------|--------------|-----------------|---------------|-------------|-------------|-------------|--------------|-------------|-----------|-----------|------------|------------|-------------|-----------|-----------|-----------|-----------|------------|------------|
| SEASON | TEAM | GP-GS | MIN/AVG | FG-FGA | FG% | 3FG-FGA | 3FG% | FT-FTA | FT% | OFF | DEF | TOT | AVG | PF-FO | AST | TO | BLK | STL | PTS | AVG |
| 2019-20 | Utah | 30-29 | 627/20.9 | 90-164 | .549 | 3-13 | .231 | 28-45 | .622 | 42 | 75 | 117 | 3.9 | 64-3 | 23 | 40 | 43 | 10 | 211 | 7.0 |
| 2020-21 | Utah | 2-2 | 45/22.6 | 9-19 | .474 | 1-3 | .333 | 3-6 | .500 | 1 | 6 | 7 | 3.5 | 2-0 | 2 | 2 | 3 | 1 | 22 | 11.0 |
| TOTAL | | 32-31 | 672/21.0 | 99-183 | .541 | 4-16 | .250 | 31-51 | .608 | 43 | 81 | 124 | 3.9 | 66-3 | 25 | 42 | 46 | 11 | 233 | 7.3 |

2020-21 UTAH MEN'S BASKETBALL TV/RADIO ROSTER



#0 • LUC KRYSTKOWIAK
RFR • G • 6-5 • 195
SALT LAKE CITY, UTAH
BRIGHTON HS



#1 • TIMMY ALLEN
JR • F • 6-6 • 205
MESA, ARIZ.
RED MOUNTAIN HS



#2 • IAN MARTINEZ
FR • G • 6-3 • 183
HEREDIA, COSTA RICA
JSERRA CATHOLIC



#3 • PELLE LARSSON
FR • G • 6-5 • 215
NACKA, SWEDEN
RIKSBAKSTGYMNASIET LULEÅ



#5 • JAXON BRENCCHLEY
SO • G • 6-5 • 194
PROVIDENCE, UTAH
RIDGELINE HS



#10 • JORDAN KELLIER
SO • G • 6-6 • 215
PORTMORE, JAMAICA
WILLISTON STATE



#13 • ELI BALLSTAEDT
SO • G • 6-5 • 200
HEBER CITY, UTAH
WASATCH HS



#14 • BROOKS KING
JR • G • 6-3 • 167
BOISE, IDAHO
CENTENNIAL HS



#15 • RYLAN JONES
SO • G • 6-0 • 178
HOLLADAY, UTAH
OLYMPUS HS



#20 • MIKAEL JANTUNEN
SO • F • 6-8 • 220
HELSINKI, FINLAND
HELSINKI BASKETBALL ACADEMY



#21 • RILEY BATTIN
JR • F • 6-9 • 230
OAK PARK, CALIF.
OAK PARK HS



#25 • ALFONSO PLUMMER
SR • G • 6-1 • 182
FAJARDO, PUERTO RICO
ARIZONA WESTERN COLLEGE



#30 • BRENDAN WENZEL
RFR • G • 6-7 • 215
SAN ANTONIO, TEXAS
O'CONNOR HS



#31 • JACK JAMELE
FR • G • 6-5 • 185
PALOS VERDES, CALIF.
MIDDLEBROOKS ACADEMY



#32 • LAHAT THIOUNE
RSO • C • 6-10 • 243
DAKAR, SENEGAL
FLORIDA PREP



#34 • HARRISON CREEER
FR • G • 6-4 • 234
HOLLADAY, UTAH
OLYMPUS HS



#35 • BRANDEN CALRSON
SO • C • 7-0 • 219
SOUTH JORDAN, UTAH
BINGHAM HS



LARRY KYRSTKOWIAK
HEAD COACH
10TH SEASON



TOMMY CONNOR
ASSOCIATE HEAD COACH
10TH/14TH SEASON



ANDY HILL
ASSISTANT COACH
10TH SEASON



HENRY MARTINEZ
ASSISTANT COACH
2ND SEASON



CHRIS JONES
DIRECTOR OF OPERATIONS
5TH SEASON



SCOTT MCBYRNE
VIDEO COORDINATOR
10TH SEASON



DONNY DANIELS
DIRECTOR OF PLAYER DEVELOPMENT
2ND/12TH SEASON



DAVID DONLEVY
DIRECTOR OF STRATEGY
3RD SEASON