

UTAH RUNNIN' UTES MEN'S BASKETBALL

John Vu | Associate Director - Athletic Communications | jvu@huntsman.utah.edu | C: 714-728-9163 | @Vuuster

MATCHUP

UTAH RUNNIN' UTES
10-7, 1-4 Pac-12

Head Coach: Larry Krystkowiak

Alma Mater: Montana '96

Record at Utah: 165-118 (9th Season)

Overall Record: 207-138 (11th Season)



vs

WASHINGTON HUSKIES
12-7, 2-4 Pac-12

Mike Hopkins : Head Coach

Syracuse '93 : Alma Mater

60-29 (3rd Season) : Record at UW

60-29 (3rd Season) : Overall Record

GAME INFORMATION

SERIES HISTORY

Overall Utah Leads 15-11

Current Streak Utah Lost 2

In Pac-12 Utah Leads 9-5

In Seattle Utah Trails 7-5

In Salt Lake City Utah Leads 8-3

In Huntsman Center Utah Leads 6-2

Neutral Floor Utah Leads 2-1

Last Meeting Washington, 62-45

Krystkowiak vs. Washington 10-6

ARENA INFO - JON M. HUNTSMAN CENTER

Location Salt Lake City, UT

Capacity 15,000

TELEVISION - PAC-12 NETWORK

Play-by-Play Guy Haberman

Analyst Bill Walton

Producer Michael Molinari

Live-Stream www.pac-12.org

RADIO

ESPN 700 AM

Play-by-Play Bill Riley

Analyst Jimmy Soto

Online TuneIn.com [Free]

LIVE STATS

utah.statbroadcast.com [media only]

TICKETS

www.UtahTickets.com

801-581-UTIX (8849)

OPENING TIP

The University of Utah men's basketball team returns home to the friendly confines of the Jon M. Huntsman Center this week and looks to bounce back this Thursday, Jan. 23, when it plays host to the Washington Huskies for a 6 p.m. (MT) tip-off.

Guy Haberman will have the call on the Pac-12 Network while Bill Walton serves as the analyst as the Runnin' Utes and Huskies square off for the 27th time in program history and 15th time in conference play.

COACHES VS. CANCER

The Utah men's basketball staff will join others around the country for #SuitsAndSneakers Week (Jan. 20-26) to help bring awareness and support for @CoachesvsCancer. To learn more and join the fight against cancer, visit suitsandsneakers.org.

#FIGHT4LITERACY

In addition to #SuitsAndSneakers week, the Utah men's basketball has teamed up with Coaching for Literacy in the #Fight4Literacy at its game on Saturday, Jan. 25. The Utes coaching staff will wear CFL's #Green4Literacy green lapel pins.

To learn more about why literacy matters and explore how you can make a difference for literacy efforts in your community, visit coachingforliteracy.org.

SCOUTING THE HUSKIES

Washington enters this week's game 12-7 overall and 2-4 in Pac-12 play after falling to then No. 8/8 Oregon 64-61 on a late 3-pointer in overtime, its second overtime loss in two-straight weeks. The 2-4 start in league play is due in part to the absence of key guard Quade Green, who was ruled ineligible a week into conference action after averaging 11.6 points, 5.3 assists, 2.6 rebounds and 1.1 assists.

UW as a team has held teams to just 62.5 points per game, which is third amongst Pac-12 teams, while 37.1 defensive field-goal percentage is ninth in the NCAA. The Huskies are also ranked fourth nationally with 6.7 blocks per game and second in total blocks with 127.

Freshman standout Isaiah Stewart is pacing Washington with 18.3 points per game to go with his 9.0 rebounding average and 42 total blocks. The four-time Pac-12 Freshman of the Week has cooled off a little bit, averaging 14.8 points and 8.0 rebounds with 12 blocks in conference play. Jaden McDaniels is second on the

PROBABLE STARTERS

#1	#11	#15	#21	#35
TIMMY ALLEN	BOOTH GACH	RYLAN JONES	RILEY BATTIN	BRANDEN CARLSON
SO - FORWARD	SO - GUARD	FR - GUARD	SO - FORWARD	FR - CENTER
MIN 33.9	MIN 30.2	MIN 29.7	MIN 27.1	MIN 17.4
PPG 19.8	PPG 11.3	PPG 10.2	PPG 9.3	PPG 5.2
FG% .470	FG% .396	FG% .439	FG% .481	FG% .561
3FG% .200	3FG% .292	3FG% .452	3FG% .385	3FG% .000

2019-20 SCHEDULE

Date	OPPONENT	TV	Time/Result
Oct. 30	UT Tyler [Exhib.]	P12N	W, 88-47
Nov. 5	at Nevada	CBSN	W, 79-74
Nov. 8	Mississippi Valley State	P12N	W, 143-49
Nov. 15	Minnesota	P12N	W, 73-69
Nov. 21	vs. Coastal Carolina ¹	ESPNews	L, 79-57
Nov. 22	vs. Ohio ¹	ESPNews	W, 80-66
Nov. 24	Tulane ¹	ESPNU	L, 65-61
Nov. 29	UC Davis	P12N	W, 77-73
Dec. 4	BYU	P12N	W, 102-95 (OT)
Dec. 7	Central Arkansas	P12N	W, 98-67
Dec. 14	vs. Weber State ²	P12N	W, 60-49
Dec. 18	vs. #6/6 Kentucky ³	ESPN2	W, 69-66
Dec. 21	vs. #20/20 San Diego State ⁴	P12N	L, 80-52
Jan. 2	Oregon State*	P12N	W, 81-69
Jan. 4	#4/6 Oregon*	P12N	L, 69-64
Jan. 12	at #25/RV Colorado*	ESPNU	L, 91-52
Jan. 16	at #RV/RV Arizona*	P12N	L, 93-77
Jan. 18	at Arizona State*	P12N	L, 83-64
Jan. 23	Washington*	P12N	6 p.m.
Jan. 25	Washington State*	P12N	5 p.m.
Jan. 30	at USC*	FS1	7:30 p.m.
Feb. 2	at UCLA*	FS1	1 p.m.
Feb. 6	Stanford*	P12N	8 p.m.
Feb. 8	California*	P12N	6 p.m.
Feb. 13	at Oregon State*	P12N	7 p.m.
Feb. 16	at Oregon*	FS1	7 p.m.
Feb. 20	UCLA*	FS1	8:30 p.m.
Feb. 23	USC*	ESPNU	4 p.m.
Feb. 26	at Stanford*	P12N	8 p.m.
Feb. 29	at California*	P12N	4 p.m.
March 7	Colorado*	P12N	12:30 p.m.
-- Pac-12 Tournament --			
March 11	1st Round ⁵	P12N	TBD
March 12	Quarterfinals ⁵	TBD	TBD
March 13	Semifinals ⁵	TBD	TBD
March 14	Championship ⁵	FOX/FS1	TBD
-- NCAA Tournament --			
March 19-22	1st & 2nd Round	TBD	TBD
March 26-29	Regional Round	TBD	TBD
April 6	Final Four	CBS/TBS	TBD
April 8	Championship	TBS	TBD

Home Games in **Bold** | All Times MOUNTAIN

* - Pac-12 Conference Game

1 - Myrtle Beach Invitational • Conway, S.C. • HTC Center

2 - Beehive Classic • Salt Lake City • Vivint Smart Home Arena

3 - Neon Hoops Showcase • Las Vegas • T-Mobile Arena

4 - Basketball Hall of Fame Classic • Los Angeles • Staples Center

5 - Pac-12 Tournament • Las Vegas • T-Mobile Arena

2019-20 PAC-12 STANDING

	CONFERENCE			OVERALL		
	W-L	PCT	W-L	PCT	L10	STRK
1. #RV/RV Stanford	4-1	0.800	15-3	0.833	8-2	Lost 1
2. #RV/RV USC	4-1	0.800	15-3	0.833	9-1	Won 3
3. #12/13 Oregon	4-2	0.667	15-4	0.789	8-2	Won 1
4. #23/RV Colorado	3-2	0.600	14-4	0.778	7-3	Lost 1
5. #22/21 Arizona	3-2	0.600	13-5	0.722	5-5	Won 2
6. Washington State	3-3	0.500	12-7	0.632	7-3	Won 2
7. Arizona State	2-3	0.400	11-7	0.611	5-5	Won 1
8. UCLA	2-3	0.400	9-9	0.500	4-6	Won 1
9. California	2-3	0.400	8-10	0.444	3-7	Lost 2
10. Oregon State	2-4	0.333	12-6	0.667	5-5	Lost 2
11. Washington	2-4	0.333	12-7	0.632	5-5	Lost 1
12. Utah	1-4	0.200	10-7	0.588	5-5	Lost 4

(Thru games on 1/19/20)

BY THE NUMBERS

75.8	SCORING OFFENSE	70.6
72.8	SCORING DEFENSE	62.5
+3.1	SCORING MARGIN	+8.1
.462	FIELD GOAL %	.452
.346	3FG%	.315
.349	3FG% DEFENSE	.308
37.7	REBOUNDS PER GAME	36.0
+3.4	REBOUND MARGIN	1.1
14.2	ASSISTS PER GAME	12.6
13.4	TURNOVERS PER GAME	14.6
-1.6	TURNOVER MARGIN	-0.8
1.1	ASSISTS/TURNOVER RATIO	0.9
4.5	STEALS PER GAME	7.2
2.7	BLOCKS PER GAME	6.7



ALL-TIME RESULTS VS. WASHINGTON

DATE	W/L	SCORE	LOCATION
11/30/1951	W	62-61	Salt Lake City
12/01/1951	L	44-60	Salt Lake City
12/05/1952	L	54-82	Seattle
12/06/1952	L	56-77	Seattle
12/27/1957	W	64-62	Corvallis, Ore.
01/26/1968	L	76-93	Seattle
12/06/1968	W	82-74	Salt Lake City
12/19/1970	W	89-78	Salt Lake City
12/05/1989	W	71-62	Seattle
11/25/2004	L	71-78	Anchorage, Alaska
11/14/2007	L	77-83	Seattle
01/07/2012	L	53-57	[P12] Salt Lake City
01/19/2013	W	74-65	[P12] Seattle
01/08/2014	L	57-59	[P12] Seattle
02/06/2014	W	78-69	[P12] Salt Lake City
03/12/2014	W	67-61	[P12T] Las Vegas
01/25/2015	W	77-56	[P12] Salt Lake City
03/07/2015	L	68-77	[P12] Seattle
01/24/2016	W	80-75 (OT)	[P12] Seattle
02/10/2016	W	90-82	[P12] Salt Lake City
01/21/2017	W	94-72	[P12] Seattle
02/11/2017	W	85-61	[P12] Salt Lake City
01/18/2018	W	70-62	[P12] Salt Lake City
02/15/2018	W	70-58	[P12] Seattle
01/20/2019	L	53-69	[P12] Salt Lake City
02/20/2019	L	45-62	[P12] Seattle

squad, averaging 13.1 points, 6.4 rebounds and 2.2 assists. Nahziah Carter, who is one of two Huskies (Stewart) to start all 19 games, is third in the scoring column with 12.6 points per game to go with a 5.5 rebounding average. The 6-6 guard is also second on the team with 26 steals behind turned starter Jamal Bey (28).

Washington started the year with a bang, beating out then-No. 16 Baylor in the Armed Forces Classic 67-64 and had near losses to then No. 9 Gonzaga and Houston on neutral floors. Oddly enough, UW didn't play its first true road game until losing to Stanford and Cal on the road in the second week of league action.

PUTTING THE STUDENT, IN STUDENT-ATHLETE

With the fall semester all wrapped up, the Utah men's basketball team's GPA came in a 3.2 – which is the highest under the direction of Larry Krystkowiak the last nine seasons.

TOP OF HIS CLASS

Sophomore Timmy Allen isn't showing signs of a sophomore slump as the 6-6 forward leads the league in scoring with 19.8 points per game while also averaging 33.9 minutes of action – which is fourth most in the Pac-12. The Mesa, Ariz., product is also seventh in rebounding (7.5 rpg) and third in defensive rebounds (6.4 drpg).

Through five games of league play, Allen is averaging 17.0 points and 7.8 rebounds for the Utes – which ranks 7th and 9th in the league, respectively.

WATCH HIM WORK

After leading the Pac-12 in scoring at the end of non-conference play, the sophomore was named to the Lute Olson Mid-Season Watch List. Allen was 1-of-8 players to be added to the watch list.

The 2019-20 Lute Olson National Player of the Year Award will be announced in April 2020 in Atlanta, GA, site of the men's Division I NCAA Basketball Championship.

#GACHYA

Sophomore guard Both Gach had his best game as a Ute in a near loss to No. 4/6 Oregon at home, posting a career-high 24 points – including 14 in the second half. The 6-6 guard also registered a triple-double earlier in the year against MVSU with 12 points, 10 assists and 10 rebounds. Through 17 games for the Utes, Gach is averaging 11.3 rebounds, 3.3 rebounds and 2.5 assists with a .396 shooting clip.

LAST TIME OUT

Despite a slow shooting night to open the first half, Utah trailed Arizona State just 29-23 at the half on a late 3-pointer by ASU. However, the second half saw the Sun Devils come out of the break on-point and extend its lead to double-digits before Utah began its charge late on the heels of treys from Jaxon Brenchley and Riley Battin. However, that run was short-lived as ASU answered with and 8-0 run of its own and never looked back after the 5:47 timeout.

Timmy Allen finished with a team-high 18 points and 10 rebounds for his fifth double-double of the season while Mikael Jantunen added 10 points and five rebounds on 4-of-4 shooting with two assists off the bench with Plummer posting nine points of his own.

UP NEXT

Utah wraps up the short home series with Washington State on Saturday, Jan. 25, on the Pac-12 Network. Guy Haberman will once again have the call and is joined by Don MacLean when the Utes and Cougars battle it out on Saturday.

LOOKING AHEAD

The Utes wrap up their short time at home with a 5 p.m. (MT) game on Saturday, Jan. 25, against Washington State on Pac-12 Network with Guy Haberman and Don MacLean on the call before heading to Los Angeles for a pair of games against USC (Jan. 28) and UCLA (Feb. 2) on FS1.

IN THE NATION

Entering the 11th week of college basketball, here's how Utah players rank nationally through games on Jan. 16...

RK.	CATEGORY	PLAYER	VALUE
T1	Triple-Doubles	Both Gach	1
T1	Triple-Doubles	Rylan Jones	1
8	Free-Throws Made	Timmy Allen	100

AGAINST THE ODDS

After falling to then-No. 25/RV Colorado, Utah is now 67-147 (.313) all-time against AP Top-25 ranked teams. The Utes have are 1-3 against AP Top-25 ranked teams on the year with their lone win coming against then-No. 6/6 Kentucky in Las Vegas at T-Mobile Arena.

UTES IN PAC-12 OPENERS

After opening its ninth season as a member of the Pac-12, Utah is 5-4 all-time in conference openers. When those conference-opening games occurred at home, the Utes are 4-1 since joining the league in 2011-12.

In the nine seasons, Utah has opened the conference slate against the Oregon schools twice. This season was the first time the Utes have played against Oregon State first. Utah split its conference-opener at home last vs. the Oregon schools during the 2013-14 season falling to No. 10 Oregon 70-68 in overtime before defeating Oregon State 80-69.

Swept Conference Opener (2 games)

2014-15: vs. USC (79-55) and UCLA (71-39)

2017-18: at Oregon (66-56) and at Oregon State (66-64)

Got Swept in Conference Opener (2 games)

2012-13: at Arizona State (55-54 OT) and at #3 Arizona (60-57)

2015-16: at Stanford (70-68 OT) and at California (71-58)

Split Conference Opener (2 games)

2013-14: vs. #10 Oregon (L, 70-68 OT) and vs. Oregon State (W, 80-69)

2018-19: vs. Arizona State (W, 96-86) and vs. Arizona (L, 84-81 OT)

2019-20: vs. Oregon State (W, 81-69) and vs. #4/6 Oregon (L, 69-64)

Season-Openers vs. Colorado

2011-12: at Colorado (L, 73-33)

2016-17: vs. Colorado (W, 76-60)

TIMMY TWO-TIMES

Utah sophomore Timmy Allen was named the Pac-12 Player of the Week for the second time in three weeks after averaging

GAME 18 - vs. Washington



23.0 points, 7.5 rebounds and 3.0 assists with a .483 shooting clip while guiding the Runnin' Utes to an upset win over then No. 6 Kentucky.

This is the second weekly honor Allen has earned this year and the first Ute to earn multiple weekly conference honors since Jakob Poeltl did so in 2015-16. Allen is also the first player this season to earn multiple player of the week honors through seven weeks.

In the first game, Allen posted 25 points against the sixth-ranked Wildcats – including 15 in the first half. The sophomore continued to score when the Utes needed him most in the second half of the game, but none bigger than the go-ahead bucket with 1:21 left to play, 68-66. Allen finished with 25 points, nine rebounds and four assists in addition to going 9-of-12 from the line to help Utah take down its first AP Top-10 team since defeating then No. 9 Arizona 70-64 at home on Feb. 27, 2106. It was also the team's first win against non-conference opponent in the AP Top-10 since beating No. 7 Duke 77-75 (OT) on Nov. 19, 2015.

The Mesa, Ariz., then dropped 21 points along with 6.0 rebounds a few days later against No. 20 San Diego State inside STAPLES Center. Allen's offense kept the Utes within striking distance heading into the second half before the Aztecs clamped down on defense and handed the U its third loss of the season.

BACK-TO-BACK

Utah's Dec. 21 game against then-No. 20 San Diego State was the first time the Utes have played back-to-back AP Top-25 ranked teams since playing the Arizona schools in January of 2018 twice in the same month during the regular-season. It will do so once again for the second time this season when it visits No. 25/RV Colorado this Sunday after hosting No. 4/6 Oregon at home.

Since the AP Poll began for the 1948-49 season, the Utes have only won back-to-back games against AP Top-25 teams once in 23 tries. That lone instance came during the National Championship run under late head coach Rick Majerus in the NCAA Tournament. The Utes first defeated fourth-ranked Arizona 76-51 in the Elite Eight before taking down top-ranked North Carolina in the Final Four 65-59.

UTES AGAINST THE RANKED

After the upset over then-No. 6-ranked Kentucky and loss to then-No. 20 San Diego State, here is how the Utes have fared against AP Top-25 teams historically.

Utah's last win against an AP Top-10 team prior to the upset over #6 Kentucky was on Feb. 27, 2016, when it took down No. 9 Arizona at home 70-64 – the second win over an AP Top-10 team that season. Brandon Taylor had 19 points and five steals on 7-of-9 shooting while Jakob Poeltl posted 14 points and 10 rebounds with three blocks.

The last win for Utah against an AP Top-10 team on a neutral court prior to the upset came inside Madison Square Garden (12/19/15) when the Runnin' Utes upset then No. 7-ranked Duke 77-75 (OT) just nine months after falling to the Blue Devils in the Elite Eight. Kyle Kuzma led Utah with 21 points and eight rebounds while Jakob Poeltl had 19 points and 14 rebounds in the win.

Utah vs. AP Top-25 Teams

Overall: 67-146 (.315)

Home: 37-38 (.493)

Road: 11-57 (.162)

Neutral: 19-51 (.271)

vs. No. 4: 3-10 (.231)

vs. No. 6: 1-5 (.167)

vs. No. 20: 5-2 (.714)

vs. No. 25: 5-2 (.714)

SIN CITY RECORDS

Utah is now 30-29 all-time when playing in Las Vegas and have gone 9-8 in the Larry Krystkowiak Era after the upset win over #6 Kentucky. Below is a breakdown to how the Utes have done in Sin City under Krystkowiak...

Pac-12 Tournament: 6-7

at UNLV: 1-0

MGM Resorts Main Event: 1-1

at T-Mobile Arena: 1-3

DOWN GOES KENTUCKY

The youthful Runnin' Utes showed poise once again, this time with the eyes of the entire country on them against No. 6 Kentucky. Both Gach came out ready to battle and drew first blood against the Wildcats, scoring the first 10 points for Utah to take an early lead. That lead would reach double-digits thanks to fellow sophomores Timmy Allen and Riley Battin, who joined him in the scoring column. Up 35-23 with 2:36 remaining in the half, Utah had to weather an 8-0 run from Kentucky and settled with the 35-31 edge heading into the locker room.

Kentucky's adjustments in the second half didn't do much against the Utah offense as the onslaught continued for the Runnin' Utes as it held a double-digit lead for a majority in the second stanza. Freshman Mikael Jantunen would give the U its largest lead of the game, 54-37, to cap off a 14-1 run before UK finally had a field goal in nearly six minutes (5:58) with 11:48 left to play.

However, the Wildcats made another run at the Utes – this time to the tune of a 12-2 spurt that cut the lead down to 58-51 after a 3-point play from Nate Richards. A few possessions later, back-to-back steals in the backcourt from Kentucky saw it tie the game up at 66-66 with 1:43 left to go before a step-back floater from Allen gave the Utes a 68-66 cushion.

Two possessions later, Battin was called for a block that was later changed to a charge after review and gave Utah the ball with 22.7 ticks remaining.

Jones headed to the line with 15 seconds left in regulation and hit the second of his two free throws after the foul, giving the Utes a 69-66 lead that wound up holding despite Kentucky getting two more looks at the basket before the clock hit 0.0.

TIMMY BUCKETS

Utah sophomore Timmy Allen was named the Pac-12 Player of the Week on Dec. 9 after averaging 25.5 points, 6.5 rebounds and 5.0 assists to help the Runnin' Utes remain undefeated at home with a come from behind win over rival BYU (102-95) in overtime and dominant 98-67 win over Central Arkansas.

It was Allen's first player of the week honor of his career and the first Ute to earn the honor since Justin Bibbins on Jan. 22,

FRESHMAN RECORD WATCH

SCORING AVERAGE (SEASON)

RK.	PLAYER	SEASON	AVG
1.	Keith Van Horn	1993-94	18.3
2.	Luther Burden	1972-73	13.8
3.	Andrew Bogut	2003-04	12.5
4.	Timmy Allen	2018-19	12.2
	Danny Vranes	1977-78	12.2
6.	Jordan Loveridge	2012-13	12.1
7.	Marshall Henderson	2009-10	11.8
8.	Luke Nevill	2005-06	11.6
9.	Mike Sojourner	1972-73	10.8
10.	Josh Grant	1988-89	10.4
--	Rylan Jones	2019-20	10.2

3-POINT FIELD GOALS MADE (SEASON)

RK.	PLAYER	SEASON	3FGM
1.	Marshall Henderson	2009-10	65
2.	Shaun Green	2005-06	43
3.	Jimmy Carroll	1993-94	41
4.	Nick Jacobson	2000-01	37
5.	Jordan Loveridge	2012-13	35
	Keith Van Horn	1993-94	35
--	Rylan Jones	2019-20	33

3-POINT FIELD GOAL PERCENTAGE (SEASON)

RK.	PLAYER	SEASON	PCT
1.	Kenneth Ogbe	2005-06	.471
	Jordie McTavish	1996-97	.471
3.	Jimmy Carroll	1993-94	.456
4.	Keith Van Horn	1993-94	.443
5.	Terry Preston	1993-94	.435
--	Rylan Jones	2019-20	.452

FREE THROW PERCENTAGE (SEASON)

RK.	PLAYER	SEASON	PCT
1.	Jason Washburn	2009-10	.861
2.	Both Gach	2018-19	.857
3.	Marshall Henderson	2009-10	.824
4.	Tim Drisdorn	2002-03	.810
5.	Nick Jacobson	2000-01	.806
--	Rylan Jones	2019-20	.857

ASSISTS (SEASON)

RK.	PLAYER	SEASON	AST
1.	Gale Gondrezick	1984-85	142
2.	Terry Preston	1993-94	119
3.	Josh Grant	1988-89	114
4.	Tim Drisdorn	2002-03	101
5.	Kareem Storey	2011-12	97
--	Rylan Jones	2019-20	77

ASSISTS AVERAGE (SEASON)

RK.	PLAYER	SEASON	PCT
1.	Gale Gondrezick	1984-85	4.9
2.	Terry Preston	1993-94	4.6
3.	Josh Grant	1988-89	3.5
4.	Tim Drisdorn	2002-03	3.1
	Kareem Storey	2011-12	3.1
--	Rylan Jones	2019-20	4.8

STEALS (SEASON)

RK.	PLAYER	SEASON	STL
1.	Josh Grant	1988-89	42
2.	Shaun Green	2005-06	31
3.	Gale Gondrezick	1984-85	30
4.	Mark Rydalch	1992-93	28
5.	Jordan Loveridge	2012-13	27
--	Rylan Jones	2019-20	17



PAC-12 PLAYER OF THE WEEK

Nov. 11	Tres Tinkle	Sr.	Oregon State
Nov. 18	Nick Rakocevic	Sr.	USC
Nov. 25	Onyeka Okongwu	Fr.	USC
Dec. 2	Remy Martin	Jr.	Arizona State
Dec. 9	Timmy Allen	So.	Utah
Dec. 16	Payton Pritchard	Sr.	Oregon
Dec. 23	Timmy Allen	So.	Utah
Dec. 30	Chris Duarte	Jr.	Oregon
Jan. 6	McKinley Wright IV	Jr.	Colorado
Jan. 13	Matt Bradley	So.	California
Jan. 20	CJ Ellenby	So.	Washington State
Jan. 27			
Feb. 3			
Feb. 10			
Feb. 17			
Feb. 24			
March 2			
March 9			

PAC-12 FRESHMAN OF THE WEEK

Nov. 11	Zeke Nnaji	Arizona
Nov. 18	Zeke Nnaji	Arizona
Nov. 25	Onyeka Okongwu	USC
Dec. 2	Nico Mannion	Arizona
Dec. 9	Isaiah Stewart	Washington
Dec. 16	Onyeka Okongwu	USC
Dec. 23	Isaiah Stewart	Washington
Dec. 30	Isaiah Stewart	Washington
Jan. 6	Isaiah Stewart	Washington
Jan. 13	Tyrell Terry	Stanford
Jan. 20	Zeke Nnaji	Arizona
Jan. 27		
Feb. 3		
Feb. 10		
Feb. 17		
Feb. 24		
March 2		
March 9		

2018, and first underclassmen from Utah since Jakob Poeltl (Feb. 2016).

The Mesa, Ariz., product first dropped a career-high 27 points to go with is five rebounds and five assists to help Utah erase a 16-point deficit against archrival BYU in the Jon M. Huntsman Center. The 6-6 forward registered 14 of his career-high 27 points in the second half – including six of the team's nine points in the final 2:29 minutes of regulation.

Three days later, Allen had his way offensively against Central Arkansas and scored 24 points in just 26 minutes of action for the Utes. He also finished with eight rebounds, five assists and two steals. In addition, Allen was 6-of-8 from the free-throw line against the Bears.

PAC-12 PLAY MOVES TO 20-GAME SCHEDULE

The Pac-12 Conference announced on Wednesday, Dec. 4, the games that have been added as part of the league's transition to a 20-game schedule for the 2020-21 season. Of the 12 additional contest that were added in the months of November and December, 11 of the games will be played on dates with students on campus.

For Utah, it'll play host to Washington on Thursday, Dec. 3, followed by a road game at Arizona State on Sunday, Dec. 6. The added games and dates were selected based on the single-play opponents from the league's current annual rotation model, and availability based on prior non-conference schedules and academic calendars.

CRUNCH TIME

With the 102-95 overtime win over BYU at home back on Dec. 4, Utah is now 55-43 (.561) all-time in overtime games and 47-34 (.580) all-time in games that were decided in the first overtime period. Head coach Larry Krystkowiak is 9-7 all-time in overtime games since taking over the helm with a 3-2 mark at home, 3-5 mark on the road and 3-0 record in neutral site games.

YOUTHFUL UTES RISE IN OT WIN OVER BYU

Down by as many as 16, the youthful Utes never backed down and fought 'til the bitter end and slow crept their way back into game against rival BYU to claim a 102-95 victory in overtime inside the Jon M. Huntsman Center.

Backed by career-highs in points from Timmy Allen, Rylan Jones and Mikael Jantunen saw the Utes outscore the Cougars 16-9 in the overtime period. Allen scored 14 of his career-high 27 in the second half while Jones rattled in a new season-high 25 points – including eight in overtime – but nothing was more important than his 3-pointer that tied the game up at 86-86 to send the game into overtime. Jantunen was effective for Utah down in the post, pouring in 18 points of his own with six rebounds on 5-of-7 shooting to go with a perfect 8-for-8 night at the line. Sophomore Riley Battin also add 14 points of his own, nearly going perfect from the field knocking down 5-of-6 shots against BYU – including two critical steals down the stretch.

As a team, the Utes pounded the paint to the tune of 62 points to BYU's 38 while owning a 31-7 edge in fast break points Wednesday night. Utah was also 24-of-31 from the free throw line, making up for a tough night beyond the arc (4-of-18) compared to Cougars – who hit 12-of-24.

THE WAR RAGED ON

Since the rivalry began in 1909 there have only been 16 games between Utah and BYU that have gone into overtime after the Runnin' Utes won the 260th meeting in OT 105-92. Utah holds the edge in overtime 12-4 – including a 6-1 advantage in OT games when playing at home. Of those 15 games, only one has gone into double OT and two have into triple OT.

Date	Winner	Score	Location
2/21/1913	Utah	29-26 (OT)	Salt Lake City
3/37/1927	BYU	40-34 (OT)	Salt Lake City
1/23/1931	Utah	52-51 (OT)	Provo
2/15/1935	Utah	50-46 (OT)	Salt Lake City
2/11/1955	BYU	76-74 (OT)	Provo
2/26/1959	Utah	76-74 (OT)	Provo
2/23/1963	Utah	106-100 (OT)	Salt Lake City
2/8/1964	Utah	91-89 (OT)	Salt Lake City
3/5/1983	Utah	64-62 (OT3)	Provo
1/14/1984	BYU	113-105 (OT2)	Provo
3/2/1985	Utah	86-85 (OT3)	Provo
3/8/1990	Utah	62-61 (OT)	El Paso, Texas
3/2/1991	Utah	72-71 (OT)	Provo
3/9/1991	BYU	51-49 (OT)	Laramie, Wyo.
1/27/2009	Utah	94-88 (OT)	Salt Lake City
12/4/2019	Utah	102-95 (OT)	Salt Lake City

In the 260 games played between the heated rivals there have been only nine games where either team or both teams have reached the 100 points mark, which is in favor of the Cougars 5-4.

Date	Winner	Score	Location
2/24/1962	Utah	106-101	Provo
2/23/1963	Utah	106-100 (OT)	Salt Lake City
2/20/1965	BYU	108-99	Salt Lake City
3/5/1966	BYU	115-100	Provo
2/6/1971	BYU	103-89	Provo
1/12/1974	Utah	104-86	Salt Lake City
1/14/1984	BYU	113-105 (OT2)	Provo
1/11/2011	BYU	104-79	Salt Lake City
12/4/2019	Utah	104-95 (OT)	Salt Lake City

BAHAMAS BOUND

The University of Utah men's basketball team will be 1-of-8 teams competing in the 2020 Bad Boy Mowers Battle 4 Atlantis (Nov. 25-27) held in Nassau, Bahamas.

Joining the Runnin' Utes in 2020 will be Creighton, Duke, Memphis, Ohio State, Texas A&M, West Virginia and Wichita State.

This is the second time the Utes will compete in the Battle 4 Atlantis, which will be played in the Imperial Arena at the Atlantis Paradise Island Hotel.

The first appearance took place in 2011 during head coach Larry Krystkowiak's inaugural season at the helm. In addition to it being Utah's second appearance, it will also be the second time Duke (2012), Memphis (2012), Texas A&M (2015) and Wichita State (2016). The last time the Blue Devils participated, they won the three-day tournament with a 76-71 victory over Louisville.

STANDING TALL

With two 7-footers, Matt Van Komen (7-4) and Brandon Carlson (7-0), Utah is tied with ETSU, Florida State, Oregon

GAME 18 - vs. Washington

State, Saint Mary's, Seton Hall, UT Martin and Washington for the second-most 7-footers on a team. Hawai'i, Utah State and Central Arkansas lead the country with a trio of players standing at 7-0 or taller.

School	Player	Cl.	Pos.	Ht.
Central Arkansas	Hayden Koval	Jr.	C	7-0
	Jonas Munson	Fr.	C	7-0
	Brandon Vanover	Jr.	C	7-0
Hawaii	Mate Colina	So.	C	7-0
	Owen Hulland	So.	F	7-0
	Dawson Carper	So.	C	7-0
Utah State	Kuba Karwowski	Jr.	C	7-2
	Trevin Doris	Rfr.	C	7-0
	Neemias Queta	So.	C	7-0
ETSU	Octavio Corley	RJr.	C	7-0
	Lucas N'Guessan	Sr.	C	7-0
Florida State	Balsa Koprivica	Fr.	C	7-1
	Dominik Olejniczak	RSr.	C	7-0
Oregon State	Roman Silva	Jr.	C	7-1
	Kylor Kelley	Sr.	C	7-0
Saint Mary's	Aaron Menzies	RSr.	C	7-3
	Jock Perry	RJr.	C	7-1
Seton Hall	Ike Obiagu	So.	C	7-2
	Romaro Gill	Sr.	C	7-2
UT Martin	Eric Rustin	Fr.	C	7-1
	Jordan Pierce	Jr.	C	7-0
Utah	Matt Van Komen	Fr.	C	7-4
	Branden Carlson	Fr.	C	7-0
Washington	Riley Sorn	Rfr.	C	7-4
	Bryan Penn-Johnson	Rfr.	C	7-0

MAJERUS IMMORTALIZED IN CBHOF

Former Utah Runnin' Utes head coach Rick Majerus was inducted into the Collegiate Basketball Hall of Fame on Sunday, Nov. 24, in Kansas City, Mo., alongside two other head coaches and six players.

Majerus, who also coached at Marquette, Ball State and Saint Louis) is joined by a pair of former coaches in Homer Drew (Bethel, Indiana-South Bend, Valparaiso) and Lute Olsen (Long Beach State, Iowa, Arizona). Meanwhile, the players being inducted include Indiana's Calbert Chaney, Duke's Shane Battier, Purdue's Terry Dischinger, Providence's Ernie DiGregorio, UNLV's Larry Johnson and Stanford's Todd Lichti. The late Majerus won a total of 517 games and remarkably, had just one losing season in 25 years as a head coach. He reached the postseason 17 times (13 at Utah), including 12 NCAA Tournament appearances (11 at Utah). He won 10 conference titles in 13 years at Utah, and took the Runnin' Utes to Sweet 16's in 1991 and 1996, and the Elite Eight in 1997.

Majerus' most memorable season came in 1998, when he led Utah to 30 wins and an appearance in the national championship game. He earned five WAC Coach of the Year awards and was named the National Coach of the Year by Basketball Times in 1991.

Majerus, who coached the Utes from 1989-2004, ranks third all-time in school history with 323 wins while roaming the sidelines at Utah. His .773 (323-95) overall winning percentage ranks first among coaches at Utah with at least 100 wins, and his .779 (152-43) conference winning percentage ranks first overall as well. He also tallied a school-leading 17 NCAA Tournament victories at the U.

UTAH ATHLETICS LOSES A LEGEND AND PIONEER

The University of Utah Athletics Department mourns the passing of Wataru "Wat" Misaka, who passed away at the age

of 95 on Nov. 20 in Salt Lake City.

Misaka, who helped lead the Utah basketball program to national championships in 1944 and '47, broke barriers when he became the first non-Caucasian player in the Basketball Association of America (predecessor to the NBA) in 1947.

Known as the Jackie Robinson of basketball, Misaka was inducted into the Utah Sports Hall of Fame in 1999 and the University of Utah's Crimson Club Hall of Fame in 2011. Misaka was the point guard for Utah's 1944 NCAA tournament championship team and the 1947 NIT championship team. In between his two seasons playing for Utah he was drafted into the military and rose to the rank of Staff Sergeant.

Following his playing career at Utah, Misaka was drafted by the New York Knicks in 1947. The first player of Japanese descent to play in the NBA, known then as the Basketball Association of America, Misaka took part in three games during the 1947-48 season and scored seven points.

In August of 2018, his hometown of Ogden, Utah, honored Misaka with the "Kilowatt Court" at Liberty Park. He also was the Terasaki Budokan's guest of honor in Los Angeles' Little Tokyo two months earlier. In 2009, U.S. President Barack Obama mentioned Misaka when he spoke at the opening ceremony to mark the formation of the President's Advisory Commission and White House Initiative on Asian American and Pacific Islanders. In 2008, Bruce Johnson and Christine Johnson directed, "Transcending: The Wat Misaka Story."

MR. 200

With the 73-69 win over Minnesota on Nov. 15, head coach Larry Krystkowiak recorded his 200th career victory. The Utes led the Golden Gophers wire-to-wire and weathered a couple late pushes from Minnesota in the second frame to give Krystkowiak the milestone victory.

WHEN THE DEVIL WHEN DOWN TO SLC

The Utes had a record-setting night in their last game against Mississippi Valley State at home. With its offense clicking on all cylinders, Utah defeated the Delta Devils 143-49 and set the new NCAA record or largest margin of victory with its 94-point victory, breaking a record held by Tulsa back on Dec. 7, 1995, when it defeated Prairie View A&M 141-50.

In addition, 143 points in a game broke a 59-year old program record while the 73 points in the second half also broke the record for most points in a half. Both records were set against Evansville back on Dec. 7, 1960.

Speaking of offense, sophomore Both Gach (12pts, 10rebs, 10asts) and freshman Rylan Jones (10pts, 10rebs, 11asts) each recorded a triple-double – which is the first of its kind dating back to the 1996-97 season when those stats were kept per STATS. The triple-double was the first in Ute history since current Jazz assistant coach Alex Jensen did it for Utah against Fresno State on Jan. 25, 1999. Jones also became the second freshman ever in Pac-12 history to record a triple-double since Jelani McCoy did it against Maryland on Dec. 9, 1995.

Sophomore Timmy Allen led all scorers with 26 points while eight other Utes reached double-figures in the blowout victory. The Utes assists on 41 of the team's 57 made field-goals, which is also nearly double the amount of field-goals made by MVSU. Both 41 assists and 57 made field-goals were

2019-20 Pac-12 Preseason Media Poll

Rk.	Team (1st place votes)	Points
1.	Oregon (9)	291
2.	Colorado (9)	288
3.	Washington (6)	273
4.	Arizona (2)	263
5.	USC (1)	198
6.	Arizona State	187
7.	Oregon State	161
8.	UCLA	148
9.	Utah	131
10.	Stanford	84
11.	Washington State	47
12.	California	35

Pac-12 Preseason All-Conference Teams

FIRST TEAM

Tyler Bey	Jr.	G/F	Colorado
CJ Elleby	So.	F	Washington State
Nico Mannion	Fr.	G	Arizona
Remy Martin	Jr.	G	Arizona State
Jaden McDaniels	Fr.	F	Washington
Payton Pritchard	Sr.	G	Oregon
Nick Rakocevic	Sr.	F	USC
Isaiah Stewart	Fr.	F	Washington
Tres Tinkle	Sr.	F	Oregon State
McKinley Wright IV	Jr.	G	Colorado

SECOND TEAM

Timmy Allen	So.	F	Utah
N'Faly Dante	Fr.	C	Oregon
Daejon Davis	Jr.	G	Stanford
Josh Green	Fr.	G	Arizona
Ethan Thompson	Jr.	G	Oregon State

HONORABLE MENTION

Nahziah Carter	Jr.	F	Washington
Quade Green	So.	G	Washington
Chase Jeter	R-Sr.	C	Arizona
Kylor Kelley	Sr.	F	Oregon State
Jonah Mathews	Sr.	G	USC
Isaiah Mobley	Fr.	F	USC
C.J. Walker	Fr.	F	Oregon



new single-game records for Utah while the 17 shots made from beyond the arc tied the program record.

RECORDS FALL

After a record-breaking night, here is a list of some notes from the 143-49 win over Mississippi Valley State...

- The 57 made field goals was just the 11th time a team has made 55-plus in a game since the 2010-11 season and first between Division I programs since Butler made 56 against Citadel (11/14/15).
- Also a new program record
- The 41 assists were a new program record, besting the 37 assists set back on Dec. 19, 1985.
- The 68 rebounds are the most in a single-game since hauling in 68 against St. Katherine (12/28/13).
- The 63.3-percent shooting was the most since the Utes shot 60-percent at Washington (1/27/17).
- The 70 points in the first half was actually then the second-most points in a half before moving to third when Utah broke the record with 73 in the second half.
- The 34 triples attempted is tied for fourth in program history, last occurring at San Diego State (1/16/99).
- Rylan Jones' 11 assists and Both Gach's 10 assists was the first time a Ute had dished out 10-plus dimes since Brandon Taylor had 10 at USC (2/21/16)

UTES > WOLFPACK

With a lot of uncertainty heading into the season-opener for both Utah and Nevada, the young Runnin' Utes team showed poise down the stretch on the backs of sophomores Timmy Allen and Both Gach – who poured in 23 and 22 points, respectively. With the win, Utah is now 84-27 overall in season-opening games and 8-13 when opening the season on the road.

Gach went off in the second half for the U, scoring 19 of his 22 points on 7-of-11 shooting – including 3-of-6 from downtown. Allen had 12 of his 23 points in the second frame to go with six rebounds as well. The two not only combined for 31 of the team's 42 points in the final 20 minutes of action, but also scored 12 of the last 17 points in the final 5:36 minutes of play.

Riley Battin had a good showing for the Utes, scoring nine points with six boards while freshman Branden Carlson nearly became the first freshman to post a double-double in a season-opener in five seasons, registering eight points and nine rebounds. Freshman floor general Rylan Jones went for nine points, five rebounds and five assists for the Utes in his debut as well.

As a team the Utes out-rebounded the Wolfpack 51-32 and held Nevada to zero second-chance points with an 8-0 edge in that column. The 51 boards for Utah was the first time they've reached the 50-plus rebound threshold since grabbing 52 against Prairie View A&M on Dec. 27, 2016.

In addition, Allen's double-double of 23 points and 11 rebounds was also the first time a Ute has posted a double-double in a season-opener since Kyle Kuzma (23pts, 19rebs) did so on Nov. 12, 2016. It was also the last a Ute posted 23 points in a season-opener.

FRESH FACES

The University of Utah men's basketball team has a new

look with 12 newcomers, including redshirt freshman Lahat Thioune and JUCO transfer Alfonso Plummer. The 12 new faces that'll suit up this season ties Utah for fourth-most in the NCAA with UT Martin heading into the 2019-20 season.

Of the 12 new faces on the court, 10 are freshmen with six hailing from the Beehive state. Returning for the Utes are a pair of starters in Timmy Allen and Riley Battin in addition to Both Gach, who started in 14-of-30 contests last year as a freshman. Utah will also have the services of a pair of returners in senior Marc Reininger and sophomore Brooks King.

Offensively, the Utes return 35-percent of their offense from last season between Allen, Gach, Battin, King and Reininger. Allen is the team's only returner who averaged in double-figures last season, posting 12.2 points per game to go with 5.1 boards per game and a .575 shooting clip. Gach averaged 7.7 points and 2.1 assists last year while Battin averaged 6.4 points and 3.4 boards for the Utes.

YOUTHFUL UTES

As mentioned, the Utes have 10 true freshmen on the team and a redshirt freshman in Lahat Thioune. The 11 freshmen on the team ties Utah with Navy and TCU for the most freshmen (redshirts included) on any team heading into the 2019-20 campaign. Air Force was the only other school with double-digit freshmen on its team.

TCU	15
Nebraska	15
ECU	13
Utah	12
UT Martin	12
Cleveland State	11
Long Beach State	11
Memphis	11
MTSU	11
Navy	11
SIU	11
Southern Miss	11
Tulane	11
Air Force	10
Austin Peay	10
CCSU	10
Georgia	10
Norfolk State	10
USC	10
Virginia Tech	10

Speaking of youthful, Utah only has two upperclassmen on its roster in senior Marc Reininger and junior transfer Alfonso Plummer – which is the lowest in Division I. Florida and Ohio are tied for second with three while Central Connecticut, Lipscomb and Long Beach State check in with just four upperclassmen for tie at fourth.

HOME COOKIN'

Dating back to the 2011-12 season, Utah currently has 105 victories when playing in the Jon M. Huntsman Center heading into the 2019-20 campaign. The Utes are just 1-of-13 programs in the west coast to have at least 105 wins at home since 2011-12. The other 12 include: Oregon, Saint Mary's, Arizona, Gonzaga, New Mexico State, San Diego State, UCLA, BYU, Colorado, Wyoming, UNLV and Hawaii.

PRO UTES

On opening night of the 2019-20 NBA season, Utah had three

active players on NBA rosters in Kyle Kuzma (Los Angeles Lakers), Jakob Poeltl (San Antonio Spurs) and Delon Wright (Dallas Mavericks). All three were drafted in the first-round of the NBA Draft in consecutive years between 2015-17 – making Utah the only team to do so in the Pac-12.

OPENING TREND

After the home-opener against MVSU, the Utes are now 97-16 overall in home-openers and 20-3 all-time when those home-openers don't serve as the season-opener. Additionally, Utah is 45-7 in home-openers inside the Jon M. Huntsman Center and 7-1 when those home-openers don't serve as the season-openers.

CHAMPIONS ON THE COURT AND IN THE CLASSROOM

In the latest NCAA Graduation Success Rate report, 94-percent of Utah's student-athletes graduated within six years of enrolling – which is the highest of any Power-5 public institution in the nation. In addition, men's basketball was one of eight programs at Utah to achieve a perfect GSR score, joining men's and women's skiing, men's tennis, gymnastics, soccer, women's tennis and volleyball. It also marked the third-consecutive year the men's basketball team has had a perfect GSR score.

IT'S IN THE NAME

With the 2019-20 season less than five days away, the Utah men's basketball program is 1-of-13 NCAA Division I basketball to actively have a father (coach)/son (player) relationship on the team.

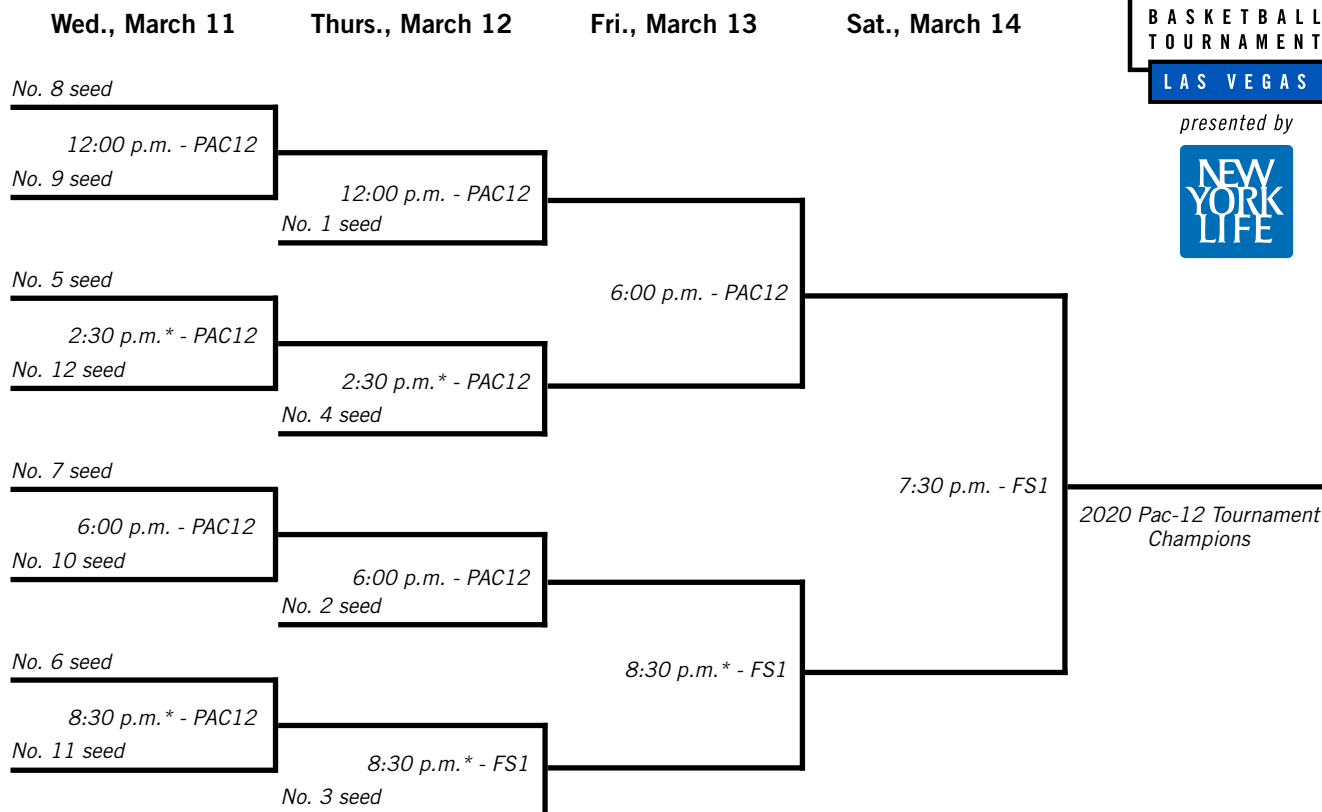
School	Father	Son
Cal Poly	John Smith	Jamal Smith
CCSU	Donyell Marshall	Donyell Marshall, Jr.
Davidson	Bob McKillop	Matt McKillop
Detroit Mercy	Mike Davis	Antoine Davis
Illinois	Brad Underwood	Tyler Underwood
Iowa	Fran McCaffery	Patrick McCaffery
Oregon State	Wayne Tinkle	Tres Tinkle
Portland	Terry Porter	Malcom Porter
Syracuse	Jim Boeheim	Buddy Boeheim
Texas Southern	Johnny Jones	John Jones
Utah	Larry Krystkowiak	Luc Krystkowiak
UT Martin	Anthony Stewart	Parker Stewart
Wright State	Scott Nagy	TJ Nagy

2020 PAC-12 MEN'S BASKETBALL TOURNAMENT BRACKET

March 11-14, 2020 – T-Mobile Arena – Las Vegas



presented by



2020 Pac-12 Men's Basketball Tournament Schedule T-Mobile Arena (Capacity: 18,000) – Las Vegas

Wed., March 11

Game 1: No. 8 seed vs. No. 9 seed, 12:00 p.m. PT
Game 2: No. 5 seed vs. No. 12 seed, 2:30 p.m. PT*
Game 3: No. 7 seed vs. No. 10 seed, 6:00 p.m. PT
Game 4: No. 6 seed vs. No. 11 seed, 8:30 p.m. PT*

Network Talent

PAC12 TBA
PAC12 TBA
PAC12 TBA
PAC12 TBA

Thurs., March 12

Game 5: No. 1 seed vs. Game 1 winner, 12:00 p.m. PT
Game 6: No. 4 seed vs. Game 2 winner, 2:30 p.m. PT*
Game 7: No. 2 seed vs. Game 3 winner, 6:00 p.m. PT
Game 8: No. 3 seed vs. Game 4 winner, 8:30 p.m. PT*

PAC12 TBA
PAC12 TBA
PAC12 TBA
FS1 TBA

Fri., March 13

Game 9: Semifinal 1, 6:00 p.m. PT
Game 10: Semifinal 2, 8:30 p.m. PT*

PAC12 TBA
FS1 TBA

Sat., March 14


Game 11: Championship, 7:30 p.m. PT

FS1 TBA

Game times are local to site; * - approximate tip time

UTES IN THE NBA

Through games on 1/19/2019




#0 • KYLE KUZMA

6-9 | 220 | Los Angeles Lakers | Utah 2014-17

2019-20	FG%	3P%	FT%	PPG	RPG	APG	BPG
	43.3	34.4	74.0	13.2	3.9	1.1	0.4
CAREER	FG%	3P%	FT%	PPG	RPG	APG	BPG
	45.0	33.7	73.3	16.6	5.5	2.0	0.4







#25 • JAKOB POELTL

7-1 | 230 | San Antonio Spurs | Utah 2014-16

2019-20	FG%	3P%	FT%	PPG	RPG	APG	BPG
	59.7	0.0	52.2	4.9	5.6	1.8	1.5
CAREER	FG%	3P%	FT%	PPG	RPG	APG	BPG
	63.5	50.0	55.4	5.3	4.7	0.9	1.0





#55 • DELON WRIGHT

6-5 | 185 | Dallas Mavericks | Utah 2013-15

2019-20	FG%	3P%	FT%	PPG	RPG	APG	BPG
	47.8	37.3	80.7	7.3	3.7	3.2	0.4
CAREER	FG%	3P%	FT%	PPG	RPG	APG	BPG
	45.1	33.9	79.7	7.4	2.9	2.8	0.4



RUNNIN' UTES DRAFT HISTORY

YEAR	PLAYER	ROUND / OVERALL	TEAM	DEBUT
1947	Wat Misaka	/ 43rd ^	New York Knicks	11/13/47
1948	Arnie Ferrin	/ 59th ^	Minneapolis Lakers	11/28/48
1949	Vern Gardner	1st / 5th	Philadelphia Warriors	11/2/1949
1951	Glen Duggins	6th / 50th	Baltimore Bullets	
1952	Glen Smith	/ 87th	Philadelphia Warriors	
1956	Gary Bergen	2nd / 38th	New York Knicks	10/27/56
1956	Art Bunte	2nd / 39th	New York Knicks	
1958	Milt Kane	8th / 59th	New York Knicks	
1962	Billy McGill	1st / 1st	Chicago Zephros	10/24/62
1964	Doug Moon	13th / 94th	Baltimore Bullets	
1966	Jerry Chompers	1st / 7th	Los Angeles Lakers	10/18/66
1966	George Fisher	6th / 51st	New York Knicks	
1968	Jeff Ockel	3rd / 24th	Seattle Supersonics	
1968	Merv Johnson	9th / 120th	Phoenix Suns	10/30/68*
1968	Walt Simon	12th / 149th	Seattle Supersonics	
1971	Mike Newlin	2nd / 24th	Houston Rockets	10/14/71
1971	Ken Gardner	5th / 82nd	Phoenix Suns	10/25/1975*
1972	Mark Soderberg	12th / 172nd	Phoenix Suns	
1974	Mike Sojourner	1st / 10th	Atlanta Hawks	10/22/74
1974	Tyrone Medley	5th / 79th	Atlanta Hawks	
1975	Luther Burden	2nd / 26th	New York Knicks	10/21/76
1976	Doug Terry	8th / 124th	Atlanta Hawks	
1977	Jack Jones	4th / 86th	Philadelphia 76ers	
1978	Buster Matheney	2nd / 28th	Houston Rockets	
1978	Jeff Judkins	2nd / 30th	Boston Celtics	10/13/78
1979	Greg Deane	4th / 67th	Utah Jazz	10/12/79
1979	Coby Leavitt	9th / 180th	Philadelphia 76ers	
1980	Coby Leavitt	6th / 134th	Phoenix Suns	
1981	Danny Vranes	1st / 5th	Seattle Supersonics	10/31/81
1981	Tom Chambers	1st / 8th	San Diego Clippers	10/31/81
1981	Karl Bankowski	6th / 116th	Dallas Mavericks	
1983	Pace Mannion	2nd / 43rd	Golden State Warriors	10/28/83
1983	Peter Williams	7th / 145th	Golden State Warriors	
1984	Chris Winans	8th / 177th	New Jersey Nets	
1993	Josh Grant	2nd / 43rd	Denver Nuggets	11/5/93
1993	Byron Wilson	2nd / 54th	Phoenix Suns	
1997	Keith Van Horn	1st / 2nd	Philadelphia 76ers	12/5/97
1998	Michael Doleac	1st / 12th	Orlando Magic	2/5/99
1999	Andrew Miller	1st / 8th	Cleveland Cavaliers	11/2/99
2000	Hanno Möttölä	2nd / 40th	Atlanta Hawks	10/31/00
2005	Andrew Bogut	1st / 1st	Milwaukee Bucks	11/1/05
2015	DeLon Wright	1st / 20th	Toronto Raptors	11/1/15
2016	Jakob Poeltl	1st / 9th	Toronto Raptors	10/26/16
2017	Kyle Kuzma	1st / 27th	Brooklyn Nets	10/19/17

*Denotes ABA Debut Date | ^Denotes BAA Draft

RUNNIN' UTES DRAFT HISTORY BY TEAM

Atlanta Hawks	4	Houston Rockets	2
Boston Celtics	1	Indiana Pacers	--
Brooklyn Nets	1	Los Angeles Clippers	--
Charlotte Hornets	--	Los Angeles Lakers	1
Chicago Bulls	--	Memphis Grizzlies	--
Cleveland Cavaliers	1	Miami Heat	--
Dallas Mavericks	1	Milwaukee Bucks	1
Denver Nuggets	1	Minnesota Timberwolves	--
Detroit Pistons	--	New Orleans Pelicans	--
Golden State Warriors	2	New York Knicks	6

FORMER NBA TEAMS

Oklahoma City Thunder	--	Baltimore Bullets	2
Orlando Magic	1	Chicago Zephros	1
Philadelphia 76ers	3	Minneapolis Lakers	1
Phoenix Suns	5	New Jersey Nets	1
Portland Trailblazers	--	Philadelphia Warriors	2
Sacramento Kings	--	San Diego Clippers	1
San Antonio Spurs	--	Seattle Supersonics	3
Toronto Raptors	2		
Utah Jazz	1		
Washington Wizards	--		



RECORD BREAKDOWN

	REC.	STREAK
Overall	10-7	L4
Home	6-1	L1
Away	1-4	L4
Neutral	3-2	L1
Conference	1-4	L4
Home	1-1	L1
Away	0-3	L3
Non-Conference	9-3	L1
Home	5-0	W5
Away	1-1	L1
Neutral	3-2	L1
Postseason	0-0	--
Home	0-0	--
Away	0-0	--
Neutral	0-0	--
November	5-2	W1
Home	3-0	W3
Away	1-1	L1
Neutral	1-1	L1
December	4-1	L1
Home	2-0	W2
Away	0-0	--
Neutral	2-1	L1
January	1-4	L4
Home	1-1	L1
Away	0-3	L3
Neutral	0-0	--
February	0-0	--
Home	0-0	--
Away	0-0	--
Neutral	0-0	--
March	0-0	--
Home	0-0	--
Away	0-0	--
Neutral	0-0	--
Overtime games	0-0	--
Double overtime games	0-0	--
vs. Top-25 teams	1-3	L3
Playing on TV	10-7	L4

PLAYER BREAKDOWNS

SCORED 10+ POINTS	2019-20	CAREER
Timmy Allen	12	28
Rylan Jones	9	9
Both Gach	8	17
Riley Battin	8	16
Mikael Yantunen	4	4
Jaxon Brenchley	2	2
Branden Carlson	2	2
Alfonso Plummer	2	2
Eli Balstaedt	1	1
Matt Van Komen	1	1

SCORED 20+ POINTS	2019-20	CAREER
Timmy Allen	8	11
Both Gach	2	3
Rylan Jones	1	1

HAD 10+ REBOUNDS	2019-20	CAREER
Timmy Allen	5	8
Riley Battin	1	1
Branden Carlson	1	1
Both Gach	1	1
Rylan Jones	1	1

HAD 5+ ASSISTS	2019-20	CAREER
Rylan Jones	9	9
Both Gach	3	4
Riley Battin	2	3
Timmy Allen	2	6

DOUBLE DOUBLES	2019-20	CAREER
Timmy Allen	5	6

TEAM POINTS LEADER	2019-20	CAREER
Timmy Allen	12	14
Riley Battin	2	2
Both Gach	2	2
Branden Carlson	1	1

TEAM REBOUNDING LEADER	2019-20	CAREER
Timmy Allen	12	17
Riley Battin	2	4
Mikael Jantunen	2	2
Jaxon Brenchley	1	1
Both Gach	1	2
Rylan Jones	1	1

UTAH WHEN...

	REC.	STREAK
Leading at the half	9-0	W9
Trailing at the half	1-7	L5
Tied at the half	0-0	--
When Utah wins the tip	5-2	W1
When Utah loses the tip	5-5	L4
When Utah scores first	6-1	L1
When opponent scores first	4-6	L3
Games decided by 1-4 points	3-1	W2
Games decided by 5-9 points	2-1	L1
Games decided by 10-14 points	3-0	W3
Games decided by 15-19 points	0-2	L2
Games decided by 20-29 points	0-2	L2
Games decided by 30+ points	2-1	L1
Opponent scores 90+ points	1-2	L2
Opponent scores 80-89 points	0-2	L2
Opponent scores 70-79 points	2-1	W1
Opponent scores 60-69 points	5-2	L1
Opponent scores 50-59 points	0-0	--
Opponent scores 40-49 points	2-0	W2
Opponent scores under 40 points	0-0	--
Utah has more rebounds	7-3	L1
Opponent has more rebounds	2-4	L4
Rebound totals are tied	1-0	W1
Utah has more assists	7-1	L1
Opponent has more assists	2-5	L4
Assist totals are tied	1-1	W1
Utah has more steals	3-0	W3
Opponent has more steals	7-6	L3
Steal totals are tied	0-1	L1
Utah has more blocks	3-1	W2
Opponent has more blocks	7-4	L2
Block totals are tied	0-1	L1
Utah has more fouls	0-2	L2
Opponent has more fouls	10-5	L3
Foul totals are tied	0-0	--
Utah has more Turnovers	6-6	L3
Opponent has more Turnovers	4-1	L1
Turnovers total is tied	0-0	--
Utah has a better FG%	10-1	W7
Opponent has a better FG%	0-6	L6
Field Goal % is tied	0-0	--
Utah shoots > 40% in FGs	9-2	L1
Utah shoots < 40% in FGs	1-5	L4
Utah shoots 40% in FGs	0-0	--
Opponent shoots > 40% in FGs	5-7	L5
Opponent shoots < 40% in FGs	5-0	W5
Opponent shoots 40% in FGs	0-0	--
Utah wears black	0-1	L1
Utah wears red	3-3	L3
Utah wears white	5-1	W2
Utah wears grey	0-1	L1
Utah wears throwbacks	2-1	L1
Playing on Sundays	0-2	L2
Playing on Mondays	0-0	--
Playing on Tuesdays	1-0	W1
Playing on Wednesdays	2-0	W2
Playing on Thursdays	1-2	L1
Playing on Fridays	4-0	W4
Playing on Saturdays	2-3	L3
Playing Day Games	0-1	L1
Playing Afternoon Games (12-3:59pm)	2-2	L2
Playing Night Games (4pm or later)	8-4	L3

THE LAST TIME UTAH...

Won at home	1/2/20, Oregon State (80-69)
Lost at home	1/4/20, #4/6 Oregon (69-64)
Won away	11/5/19, at Nevada (79-74)
Lost away	1/18/20, at Arizona State (83-64)
Won neutral	12/18/19, vs. #6 Kentucky (69-66) ⁸
Lost neutral	12/21/19, vs. #20 San Diego State (80-52) ⁹
Won in OT	12/4/19, BYU, (102-95)
Lost in OT	1/5/19, at Arizona (84-81 OT)
Won vs. a Top-25 team (H)	1/12/17, #25 USC (86-64)
Won vs. a Top-25 team (A)	3/21/18, at #25/23 Saint Mary's (67-58 OT) ³
Won vs. a Top-25 team (N)	12/18/19, vs. #6 Kentucky (69-66) ⁸
Lost vs. a Top-25 team (H)	1/4/20, #4/6 Oregon (69-64)
Lost vs. a Top-25 team (A)	1/12/20, at #25/RV Colorado (91-52)
Lost vs. a Top-25 team (N)	12/21/19, vs. #20 San Diego State (80-52) ⁹

9 players with 10+ points	11/8/19, MVSU
6 players with 10+ points	12/7/19, Central Arkansas
5 players with 10+ points	3/7/19, USC
4 players with 10+ points	12/18/19, vs. #6 Kentucky ⁸
3 players with 10+ points	1/16/20, at #RV/RV Arizona
Player with 20+ points	1/4/20, #4/6 Oregon
.....	Both Gach (24)
Player with 30+ points	2/23/19, at Washington State
.....	Sedrick Barefield (33)
2 players with 20+ points	12/4/19, BYU
.....	Timmy Allen (27), Rylan Jones (25)

Won by 20-29 points	12/17/18, Florida A&M (93-64)
Won by 30-39 points	12/7/18, Central Arkansas (98-67)
Won by 40-49 points	11/13/17, Mississippi Valley State (91-51)
Won by 50+ points	11/8/19, MVSU (143-49)

Lost by 20-29 points	12/21/19, vs. #20 San Diego State (80-52) ⁹
Lost by 30-39 points	1/12/20, at #25/RV Colorado (91-52)
Lost by 40-49 points	3/3/12, at Oregon (94-48)

Scored 90-99 points	12/7/19, Central Arkansas (97)
Scored 100+ points	12/4/19, BYU (102)

Made 30+ field goals	3/9/19, UCLA (31)
Made 35+ field goals	12/7/18, Central Arkansas (35)
Made 40+ field goals	12/28/15, College of Idaho (42)
Made 50+ field goals	11/8/19, MVSU (57)
Shot 55%+ in FGs	12/4/19, BYU (.578)
Shot 60%+ in FGs	11/8/19, MVSU (.633)

Made 10+ 3-pointers	1/16/20, at #RV/RV Arizona (10)
Made 15+ 3-pointers	11/8/19, MVSU (17)
Made 25+ free throws	1/2/20, Oregon State (25)
Had 50+ rebounds	11/5/19, at Nevada (51)
Had 60+ rebounds	11/8/19, MVSU (68)
Had 15+ assists	1/18/20, at Arizona State (16)
Had 20+ assists	12/7/19, Central Arkansas (20)
Had 25+ assists	2/10/16, Washington (26)
Had 40+ assists	11/8/19, MVSU (41)
Had 10+ steals	12/7/19, Central Arkansas (11)
Had less than 10 TOs	1/4/20, #4/6 Oregon (7)
Had 20+ TOs	11/24/19, vs. Tulane (21) ⁶
Forced 20+ TOs	12/7/19, Central Arkansas (22)
Had 10+ blocked shots	3/17/16, vs. Fresno State (11) ³

THE LAST TIME A UTE...

Scored 30-34 points	33, Sedrick Barefield at Washington State (2/23/19)
Scored 35-39 points	35, Sedrick Barefield vs. San Francisco (12/22/16)
Had 20+ rebounds	20, Andrew Bogut vs. New Mexico (1/22/05)
Had 10+ assists	Rylan Jones (11) & Both Gach (10) vs. MVSU (11/8/19)
Had 5+ steals	5, Brandon Taylor vs. #9 Arizona (2/27/16)
Had 5+ blocks	5, Jakob Poeltl vs. Colorado (3/5/16)
Made 10+ FGs	12, Timmy Allen vs. BYU (12/4/19)
Made 10+ FTs	10, Kyle Kuzma at Colorado (2/23/17)
Made 15+ FTs	17, Andrew Bogut vs. Colorado State (2/12/05)
Made 5+ 3FGs	5, Alfonso Plummer vs. MVSU (11/8/19)
Had a double-double at Arizona State (1/18/20)
..... Timmy Allen (18 points, 10 rebounds)
Had a triple-double vs. Fresno State (1/25/99)
..... Alex Jensen (16 points, 11 rebounds, 10 assists)
Had 2 triple-doubles vs. Mississippi Valley State (11/8/19)
..... Both Gach (12 points, 10 rebounds, 10 assists)
..... Rylan Jones (10 points, 10 rebounds, 11 assists)

LEGEND

- 1-Pac-12 Tournament Game (Las Vegas, Nev.)
- 2-NCAA Tournament Game
- 3-NIT Game
- 4-Game played at Titan Gym (Fullerton, Calif.)
- 5-Game played at the Stan Sheriff Center (Honolulu, Hawaii)
- 6-Game played at the HTC Center (Conway, S.C.)
- 7-Beehive Classic at Vivint Smart Home Arena (Salt Lake City, Utah)
- 8-Neon Hoops Showcase (Las Vegas, Nev.)
- 9-Basketball Hall of Fame Classic (Los Angeles, Calif.)



THE KRYSTKOWIAK FILE

EDUCATION

University of Montana, 1996
Bachelor's in Business Administration

PERSONAL

Birth Date: Sept. 23, 1964
Hometown: Shelby, Mont.
Wife: Jan
Children: Sons Cam, Luc, Ben and twin daughters Samantha and Finley.

PLAYING EXPERIENCE

University of Montana, 1982-86
Three-time Big Sky MVP
UM's All-time leading scorer (2,017)
UM's All-time leading rebounder (1,105)
Two-time Academic All-American
Four-time Dean's List member
Graduated with honors, 3.5 GPA

NBA, 1986-96

1986, 2nd Rd. Draft Pick (Chicago Bulls)
1986-87, San Antonio Spurs
1988-92, Milwaukee Bucks
1992-93, Utah Jazz
1993-94, Orlando Magic
1994-96, Chicago Bulls
1996, Los Angeles Lakers
Career averages: 8.1 pts, 4.1 rebs

NCAA TOURNAMENT

Year	Rd.	Opponent (Seed)	Result
2005	64	Washington (1)	L, 77-88
2006	64	Nevada (5)	W, 87-79
	32	Boston College (4)	L, 56-69
2015	64	Stephen F. Austin (12)	W, 57-50
	32	Georgetown (4)	W, 75-64
	16	Duke (1)	L, 57-63
2016	64	Fresno State (14)	W, 80-69
	32	Gonzaga (11)	L, 59-82

Record 4-4

NIT TOURNAMENT

Year	Rd.	Opponent	Result
2014	1st	St. Mary's (CA)	L, 70-58
2017	1st	Boise State	L, 68-73
2018	1st	UC Davis	W, 69-59
	2nd	LSU	W, 95-71
	3rd	St. Mary's (CA)	W, 67-58 (OT)
	Semi	Western Kentucky	W, 69-64
	Final	Penn State	L, 66-82

Record 4-3



LARRY KRYSTKOWIAK

HEAD COACH | MONTANA '96
NINTH SEASON AT UTAH

CAREER RECORD: 207-138 | UTAH RECORD: 165-118
FOUR NCAA APPEARANCES | THREE NIT APPEARANCES

- » Larry Krystkowiak was named Utah's 15th head coach on April 4, 2011.
- » Has guided Utah to five consecutive postseason appearances (2 NCAA, 3 NIT).
- » Has won 20 or more games in five of his first seven seasons, which included winning 27 contests in the 2015-16 campaign.
- » Was the only head coach in the Pac-12 Conference to develop three-consecutive NBA First Round draft picks from 2015-17:
 - Delon Wright (2015; 20th pick overall, Toronto Raptors)
 - Jakob Poeltl (2016; 9th pick overall, Toronto Raptors)
 - Kyle Kuzma (2017; 27th pick overall, New Jersey Nets to Los Angeles Lakers).
- » Went 42-20 (.677) in two seasons at Montana (2004-06), guiding the Grizzlies to a pair of Big Sky Conference Tournament Championships and two NCAA Tournament berths.
- » Got his first opportunity as a head coach with the CBA's Idaho Stampede (2003-04), where he guided the team to a 38-14 (.731) record and a trip to the CBA Finals in his lone season with the squad.
- » Served as an assistant coach with the NBA's Milwaukee Bucks in 2006-07 before being elevated to head coach with 17 games remaining in the season. He compiled a 31-68 record in his two seasons with the Bucks.
- » Served as an assistant coach with the NBA's New Jersey Nets (2010-11) alongside head coach Avery Johnson.
- » Was selected by the Chicago Bulls in the second round (28th overall pick) of the 1986 NBA Draft. Also played in the NBA for the San Antonio Spurs, Milwaukee Bucks, Utah Jazz, Orlando Magic and Los Angeles Lakers. He averaged 8.1 points and 4.9 rebounds per game in his nine-year playing career.
- » Is the only three-time Big Sky Player of the Year (1984-86) in the league's history and was a two-time Academic All-American at Montana (1982-86). He is still Montana's all-time career leader in points (2,017) and rebounds (1,105).

COACHING CHRONOLOGY

YEAR	TEAM	POSITION	RECORD	PCT.	CONF.	PCT.	POSTSEASON	ROUND
1998-99	MONTANA	ASST. COACH	10-14				--	
1999-00	MONTANA	ASST. COACH	15-11				--	
2001-02	OLD DOMINION	ASST. COACH	13-16				--	
2003-04	IDAHO STAMPEDE	HEAD COACH	38-14				CBA	FINALS
2004-05	MONTANA	HEAD COACH	18-13	.581	9-5	.643	NCAA	FIRST ROUND
2005-06	MONTANA	HEAD COACH	24-7	.774	10-4	.714	NCAA	SECOND ROUND
2006-07	MILWAUKEE BUCKS	ASST./HEAD COACH	28-54				--	
2007-08	MILWAUKEE BUCKS	HEAD COACH	26-56				--	
2009-10	ADIDAS USA	HEAD COACH	N/A				--	
2010-11	NEW JERSEY NETS	ASST. COACH	23-52				--	
2011-12	UTAH	HEAD COACH	6-25	.194	3-15	.167	--	
2012-13	UTAH	HEAD COACH	15-18	.455	5-13	.278	--	
2013-14	UTAH	HEAD COACH	21-13	.618	9-9	.500	NIT	FIRST ROUND
2014-15	UTAH	HEAD COACH	26-9	.743	13-5	.722	NCAA	SWEET 16
2015-16	UTAH	HEAD COACH	27-9	.750	13-5	.722	NCAA	SECOND ROUND
2016-17	UTAH	HEAD COACH	20-12	.625	11-7	.611	NIT	FIRST ROUND
2017-18	UTAH	HEAD COACH	23-12	.657	11-7	.611	NIT	FINALS (RUNNER-UP)
2018-19	UTAH	HEAD COACH	17-13	.567	11-7	.611	--	--
2019-20	UTAH	HEAD COACH	10-7	.588	1-4	.200		
TOTALS			207-138	.600	96-81	.542		

2019-20 ROSTERS

ROSTER BREAKDOWN

BY CLASS

SENIORS (1)

Marc Reininger

JUNIORS (1)

Alfonso Plummer

SOPHOMORES (4)

Timmy Allen

Riley Battin

Both Gach

Brooks King

FRESHMAN (11)

Eli Ballstaedt

Jaxon Brenchley

Branden Carlson

Brandon Haddock

Mikael Jantunen

Rylan Jones

Luc Krystkowiak

Hunter Mecum

Lahat Thioune (RS)

Matt Van Komen

Brendan Wenzel

BY STATE/COUNTRY

ARIZONA (1)

Timmy Allen

CALIFORNIA (2)

Riley Battin

Hunter Mecum

COLORADO (1)

Marc Reininger

FINLAND (1)

Mikael Jantunen

IDAHO (1)

Brooks King

MINNESOTA (1)

Both Gach

PUERTO RICO (1)

Alfonso Plummer

SENEGAL (1)

Lahat Thioune

TEXAS (2)

Brandon Haddock

Brendan Wenzel

UTAH (6)

Eli Ballstaedt

Jaxon Brenchley

Branden Carlson

Rylan Jones

Luc Krystkowiak

Matt Van Komen

NUMERICAL ROSTER

NO.	NAME	HT.	WT.	POS.	YR.	HOMETOWN / LAST SCHOOL
0	Luc Krystkowiak	6-4	188	G	Fr.	Salt Lake City, Utah/Brighton HS
1	Timmy Allen	6-6	204	F	So.	Mesa, Ariz./Red Mountain HS
2	Matt Van Komen	7-4	240	C	Fr.	Pleasant Grove, Utah/Pleasant Grove HS
5	Jaxon Brenchley	6-5	190	G	Fr.	Providence, Utah/Ridgeline HS
10	Brandon Haddock	6-1	168	G	Fr.	Southlake, Texas/Carroll HS
11	Both Gach	6-6	183	G	So.	Austin, Minn./Arizona Compass Prep
13	Elias Ballstaedt	6-5	190	G	Fr.	Heber City, Utah/Wasatch HS
14	Brooks King	6-3	166	G	So.	Boise, Idaho/Centennial HS
15	Rylan Jones	6-1	175	G	Fr.	Holladay, Utah/Olympus HS
20	Mikael Jantunen	6-8	219	F	Fr.	Helsinki, Finland/Helsinki Basketball Academy
21	Riley Battin	6-9	234	F	So.	Oak Park, Calif./Oak Park HS
25	Alfonso Plummer	6-1	175	G	Jr.	Fajardo, Puerto Rico/Arizona Western College
30	Brendan Wenzel	6-6	200	G	Fr.	San Antonio, Texas/O'Connor HS
32	Lahat Thioune	6-10	218	C	R-Fr.	Dakar, Senegal/Florida Prep
35	Branden Carlson	7-0	218	C	Fr.	South Jordan, Utah/Bingham HS
40	Marc Reininger	6-9	229	F	Sr.	Monument, Colo./Regis Jesuit HS
45	Hunter Mecum	6-7	243	F	Fr.	Lakewood, Calif./Mayfair HS

ALPHABETICAL ROSTER

NO.	NAME	HT.	WT.	POS.	YR.	HOMETOWN / LAST SCHOOL
1	Timmy Allen	6-6	204	F	So.	Mesa, Ariz./Red Mountain HS
13	Elias Ballstaedt	6-5	190	G	Fr.	Heber City, Utah/Wasatch HS
21	Riley Battin	6-9	234	F	So.	Oak Park, Calif./Oak Park HS
5	Jaxon Brenchley	6-5	190	G	Fr.	Providence, Utah/Ridgeline HS
35	Branden Carlson	7-0	218	C	Fr.	South Jordan, Utah/Bingham HS
11	Both Gach	6-6	183	G	So.	Austin, Minn./Arizona Compass Prep
20	Mikael Jantunen	6-8	219	F	Fr.	Helsinki, Finland/Helsinki Basketball Academy
10	Brandon Haddock	6-1	168	G	Fr.	Southlake, Texas/Carroll HS
15	Rylan Jones	6-1	175	G	Fr.	Holladay, Utah/Olympus HS
14	Brooks King	6-3	166	G	So.	Boise, Idaho/Centennial HS
0	Luc Krystkowiak	6-4	188	G	Fr.	Salt Lake City, Utah/Brighton HS
45	Hunter Mecum	6-7	243	F	Fr.	Lakewood, Calif./Mayfair HS
25	Alfonso Plummer	6-1	175	G	Jr.	Fajardo, Puerto Rico/Arizona Western College
32	Lahat Thioune	6-10	218	C	R-Fr.	Dakar, Senegal/Florida Prep
40	Marc Reininger	6-9	229	F	Sr.	Monument, Colo./Regis Jesuit HS
2	Matt Van Komen	7-4	240	C	Fr.	Pleasant Grove, Utah/Pleasant Grove HS
30	Brendan Wenzel	6-6	200	G	Fr.	San Antonio, Texas/O'Connor HS

COACHING STAFF

Name	Position	Experience	Alma Mater
Larry Krystkowiak	Head Coach	9th Season	Montana (1996)
Tommy Connor	Associate Head Coach	9th/13th Season	Utah (1990)
Andy Hill	Assistant Coach	9th Season	Eastern Washington (2000)
Henry Martinez	Assistant Coach	1st Season	Universidad Florencio Del Castillo (2018)
Donny Daniels	Director of Player Development	1st / 11th Season	Cal State Fullerton (1976)
Chris Jones	Director of Operations	4th Season	Utah (1994)
Scott McByrne	Video Coordinator	9th Season	Tampa (2008)
David Donlevy	Director of Strategy	2nd Season	Utah (2018)

PRONUNCIATION GUIDE

Luc Krystkowiak	look kris-toe-vee-ak	Mikael Jantunen	me-KI-el YAWN-too-nen
Matt Van Komen	van KOE-men	Brendan Wenzel	WEN-zul
Jaxon Brenchley	brench-lee	Lahat Thioune	luh-HOT CHOON
Both Gach	booth gotch	Marc Reininger	RY-nuh-ger
Eli Ballstaedt	EE-lie BALL-stead	Hunter Mecum	ME-come



2019-20 PRESEASON QUICK FACTS

GENERAL

Location.....Salt Lake City, Utah
Metro Population.....1,153,340
Elevation.....4,657 feet above sea level
President.....Dr. Ruth V. Watkins (@RuthVWatkins)
Athletics Director.....Mark Harlan (@MarkHarlan AD)
Faculty Athletic Representative.....Karen Paisley
Founded.....1850
Enrollment.....33,023
Conference.....Pac-12
Nickname.....Utes/Runnin' Utes (MBB only)
Colors.....Red and White (PMS 187)
Mascot....."Swoop" (Red-Tailed Hawk)

DEPARTMENT PHONE NUMBERS

Athletics Department.....801.581.8171
Athletic Communications Main Line.....801.581.3510
MBB Communications Line.....801.587.7298
SID Fax.....801.581.4358
Press Row Phone.....801.581.6657
Ticket Office Phone.....801.581.UTIX
Tickets Online.....www.UtahTickets.com

BASKETBALL STAFF

Head Coach.....Larry Krystkowiak (Montana, 1996)
Record at Utah.....155-111 (8 seasons)
Career Record.....197-131 (10 seasons)
Associate Head Coach.....Tommy Connor (Utah, 1990)
Assistant Coaches.....Andy Hill (Eastern Washington, 2000)
.....Henry Martinez (Florenco Del Castillo, 2018)
Director of Player Development.....Donny Daniels (CSUF, 1977)
Director of Basketball Operations.....Chris Jones (Utah, 1994)
Video Coordinator.....Scott McByrne (Tampa, 2008)
Director of Strategy.....David Donlevy (Utah, 2018)
Director of MBB Sports Performance.....Charles Stephenson
Head Athletics Trainer.....Trevor Jameson
Creative & Social Media Coordinator.....Alina Rogers
Administrative Assistant.....Alison Jensen
Office Assistant.....Sammi Swan Dunn
Office Phone.....801.581.5451

FACILITY

Arena.....Jon M. Huntsman Center
Capacity.....15,000
Huntsman Center Record.....630-157 (.801)
2018-19 Home Record.....10-5
Press Row Phone Number.....801.581.6657

TEAM INFORMATION

2018-19 Overall Record.....17-14
2018-19 Home Record.....10-5
2018-19 Road Record.....6-5
2018-19 Neutral Site Record.....1-4
2018-19 Pac-12 Record/Finish.....11-7/Third
2018-19 Postseason.....N/A
2018-19 Final Ranking.....N/A
Starters Returning/Lost.....2/3
Letterwinners Returning/Lost.....2/7
Redshirts Returning/Lost.....1/2
Newcomers.....12

BASKETBALL HISTORY

Started Basketball/Years.....1908-09 / 111
All-Time Record.....1,820-1,006 (.644)
Last NCAA Appearance.....2016 / 2nd Round
NCAA Appearances/Record.....29 / 38-32
Last NIT Appearance.....2018
NIT Appearances/Record.....14 / 15-13
CBI Appearances/Record.....1 / 1-1

ATHLETICS COMMUNICATIONS

Main Phone.....801.581.3510
Fax.....801.581.4358
Associate AD for Strategic Communications.....Paul Kirk
E-Mail.....pkirk@huntsman.utah.edu
Associate Director/MBB Contact.....John Vu
Twitter.....@Yuuster
E-Mail.....jvu@huntsman.utah.edu
Office.....801-587-7298
Cell.....714-728-9163
Mailing Address.....Jon M. Huntsman Center
.....1825 E South Campus Dr.
.....Salt Lake City, UT 84112

NCAA Infractions

On August 6, 2019, the NCAA Committee on Infractions released its statement on violations by the University of Utah men's basketball program. The two Level II violations are related to the recruitment of prospective student-athletes and a Level III violation involved the son of the head coach.

In April 2018, the coaches engaged in the off-campus recruitment of prospects during a time period when off-campus recruiting was not permitted. The coaches also coordinated a prospect's unofficial visit to Utah with a local two-year college, which triggered an official visit and caused the institution to exceed the official visit limit for the year. Level II violations were charged for the impermissible recruiting activities. The Level III violation was the result of a prospect-aged son of a coach participating in a single summer team practice.

The coaches and institution identified and self-reported the off-campus recruiting infractions, then collaborated with the NCAA to finalize the investigation into the on-campus visit. Utah's self-imposed penalties include: a \$5,000 financial penalty; off-campus recruiting ban from July 11-15, 2018; reduction of in-person recruiting days from 130 to 113 for 2018-2019; three-week ban on unofficial visits and complimentary admissions in November 2018; reduced official visits for 2018-2019 by eight percent; additional institutional and NCAA rules education for coaching staff members; one-year ban on the recruitment of local two-year college prospects (2019-2020); letter of reprimand delivered to coaches; the responsible staff member was suspended from coaching and recruiting for one week in November 2018; and all off-campus recruiting activities must be pre-approved by compliance.

In addition to the aforementioned penalties, the NCAA applied a two-year probationary period and imposed public reprimand and censure. Utah is also required to disassociate with the former local two-year college coach for a period of one year.

ALL-TIME SERIES RECORD (2019-20 OPPONENTS ONLY)

Opponent	Home	Away	Neau	Overall	Last
Arizona	21-11	8-21	1-3	30-35	1/16/20
Arizona State	19-7	13-14	2-2	34-23	1/18/20
BYU	76-51	48-73	5-7	129-131	12/4/19
California	9-5	4-8	3-2	16-15	1/26/19
Central Arkansas	1-0	0-0	0-0	1-0	12/7/19
Coastal Carolina	0-0	0-1	0-0	0-1	11/21/19
Colorado	15-8	7-20	1-1	23-29	1/12/20
Kentucky	0-0	1-3	2-7	3-10	12/18/19
Minnesota	2-0	0-1	1-1	3-2	11/15/19
Mississippi Valley State	3-0	0-0	0-0	3-0	11/8/19
Nevada	5-1	6-0	0-0	11-1	11/5/19
Ohio	1-0	0-0	1-0	2-0	11/22/19
Oregon	5-7	3-8	2-8	10-23	1/4/20

Opponent	Home	Away	Neau	Overall	Last
Oregon State	14-2	3-11	2-0	19-13	1/2/20
San Diego State	30-4	19-13	5-3	54-20	12/21/19
Stanford	13-3	3-9	5-1	21-13	1/24/19
Tulane	0-0	0-0	0-1	0-1	11/24/19
UC Davis	4-0	0-0	0-0	4-0	11/29/19
UCLA	5-3	4-7	1-0	10-10	3/9/19
USC	13-6	8-9	3-4	24-19	3/7/19
Washington	8-3	5-7	2-1	15-11	2/20/19
Washington State	17-1	7-2	1-1	25-4	2/23/19
Weber State	17-3	9-11	1-0	26-14	12/14/19
TOTAL	278-115	148-218	38-42	464-375	

-2019-20 games included

AP POLL WEEK 12 (Jan. 20)

RK.	TEAM	RECORD	PTS	PREV
1.	Baylor (33)	15-1	1591	2
2.	Gonzaga (31)	20-1	1588	1
3.	Kansas (1)	14-3	1470	6
4.	San Diego State	19-0	1422	7
5.	Florida State	16-2	1335	9
6.	Louisville	15-3	1303	11
7.	Dayton	16-2	1139	13
8.	Duke	15-3	1065	3
9.	Villanova	14-3	1055	14
10.	Seton Hall	14-4	1034	18
11.	Michigan State	14-4	1004	15
12.	Oregon	15-4	886	8
13.	Butler	15-3	867	5
14.	West Virginia	14-3	758	12
15.	Kentucky	13-4	755	10
16.	Auburn	15-2	637	4
17.	Maryland	14-4	525	17
18.	Texas Tech	12-5	399	23
19.	Iowa	13-5	398	RV
20.	Memphis	14-3	394	22
21.	Illinois	13-5	280	24
22.	Arizona	13-5	225	RV
23.	Colorado	14-4	154	20
24.	Rutgers	14-4	152	RV
25.	Houston	14-4	151	RV

Others receiving votes: Wichita State 94, LSU 83, Michigan 73, Northern Iowa 42, Ohio State 36, Wisconsin 28, **Stanford 28**, Penn State 24, Liberty 21, Florida 21, Arkansas 19, Duquesne 13, Virginia 13, Creighton 13, Purdue 9, Indiana 6, East Tennessee State 6, **USC 4**, Marquette 2, BYU 2, Harvard 1.

Dropped from rankings: Wichita State 16, Michigan 19, Ohio State 21, Creighton 25.

USA TODAY COACHES POLL Week 12 (Jan. 20)

RK.	TEAM	RECORD	PTS	PREV
1.	Gonzaga (19)	20-1	784	1
2.	Baylor (13)	15-1	780	2
3.	Kansas	14-3	702	7
4.	San Diego St.	19-0	699	6
5.	Louisville	15-3	650	10
6.	Florida State	16-2	635	9
7.	Dayton	16-2	569	11
8.	Duke	15-3	526	3
9.	Michigan St	14-4	513	14
10.	Seton Hall	14-4	486	18
11.	Villanova	14-3	475	15
12.	Butler	15-3	431	5
13.	Oregon	15-4	418	8
14.	Kentucky	13-4	385	12
15.	West Virginia	14-3	381	13
16.	Auburn	15-2	344	4
17.	Maryland	14-4	293	17
18.	Texas Tech	12-5	227	23
19.	Iowa	13-5	197	24
20.	Memphis	14-3	158	22
21.	Arizona	13-5	113	RV
22.	Wichita St.	15-3	93	16
22.	Illinois	13-5	93	RV
24.	Houston	14-4	79	RV
25.	Rutgers	14-4	67	RV

Others receiving votes: Colorado 55, Penn State 31, Michigan 31, LSU 23, Northern Iowa 21, Florida 18, **Stanford 17**, Ohio State 17, Indiana 16, Creighton 13, Virginia 13, Arkansas 12, Marquette 11, Wisconsin 7, Saint Mary's 7, **USC 3**, Yale 3, East Tennessee State 2, Liberty 1, Duquesne 1.

Dropped from rankings: Ohio State 19, Michigan 20, Colorado 21, Stanford 25.

2019-20 RESULTS

Game Records

Record	Overall	Home	Away	Neutral
ALL GAMES	10-7	6-1	1-4	3-2
CONFERENCE	1-4	1-1	0-3	0-0
NON-CONFERENCE	9-3	5-0	1-1	3-2

Team Results

Date	Opponent		Score	Att.	High Points	High Rebounds
11/05/2019	at Nevada	W	79-74	8324	(23) ALLEN, Timmy	(11) ALLEN, Timmy
11/08/2019	Mississippi Val.	W	143-49	9926	(26) ALLEN, Timmy	(10) GACH, Both (10) JONES, Rylan
11/15/2019	Minnesota	W	73-69	12760	(19) GACH, Both (19) ALLEN, Timmy	(10) ALLEN, Timmy
11/21/2019	at Coastal Carolina	L	57-79	2269	(15) ALLEN, Timmy	(9) ALLEN, Timmy
11/22/2019	vs Ohio	W	80-66	1921	(19) ALLEN, Timmy	(8) ALLEN, Timmy
11/24/2019	vs Tulane	L	61-65	3911	(14) ALLEN, Timmy	(8) ALLEN, Timmy
11/29/2019	UC Davis	W	77-73	10546	(14) CARLSON, Branden (20) ALLEN, Timmy	(6) BATTIN, Riley (6) JANTUNEN, Mikael
12/04/2019	BYU	Wot	102-95	11565	(27) ALLEN, Timmy	(6) JANTUNEN, Mikael
12/07/2019	Central Ark.	W	98-67	9888	(24) ALLEN, Timmy	(8) ALLEN, Timmy
12/14/2019	vs Weber St.	W	60-49	4092	(19) ALLEN, Timmy	(10) BATTIN, Riley
12/18/2019	vs Kentucky	W	69-66	5507	(25) ALLEN, Timmy	(9) ALLEN, Timmy
12/21/2019	vs San Diego St.	L	52-80	8296	(21) ALLEN, Timmy	(6) ALLEN, Timmy
01/02/2020	Oregon St.	W	81-69	9579	(25) ALLEN, Timmy	(10) ALLEN, Timmy
01/04/2020	Oregon	L	64-69	13104	(24) GACH, Both	(11) ALLEN, Timmy
01/12/2020	at Colorado	L	52-91	8017	(8) BATTIN, Riley	(5) ALLEN, Timmy
01/16/2020	at Arizona	L	77-93	13549	(16) ALLEN, Timmy (16) BATTIN, Riley	(5) BRENCHLEY, Jaxon
01/18/2020	at Arizona St.	L	64-83	9608	(18) ALLEN, Timmy	(10) ALLEN, Timmy

Attendance Summary

	Games	Attend	Avg/Game
Home	7	77368	11053
Away	5	41767	8353
Neutral	5	23727	4745
Total	17	142862	8404

2019-20 OVERALL STATISTICS

Game Records

Record	Overall	Home	Away	Neutral
ALL GAMES	10-7	6-1	1-4	3-2
CONFERENCE	1-4	1-1	0-3	0-0
NON-CONFERENCE	9-3	5-0	1-1	3-2

Score by Periods

Team	1st	2nd	OT	TOT
Utah	607	666	16	1289
Opponents	575	653	9	1237

Team Box Score

No. Player					Total		3-Point		F-Throw		Rebounds													
		GP-GS	MIN	AVG	FG-FGA	FG%	3FG-FGA	3FG%	FT-FTA	FT%	OFF	DEF	TOT	AVG	PF	DQ	A	TO	BLK	STL	PTS	AVG		
1	ALLEN, Timmy	17-17	576:43	33.9	116-247	.470	5-25	.200	100-132	.758	19	109	128	7.5	33	0	43	44	3	14	337	19.8		
11	GACH, Both	17-17	512:44	30.2	67-169	.396	26-89	.292	32-42	.762	3	53	56	3.3	32	0	47	49	3	11	192	11.3		
15	JONES, Rylan	16-16	475:18	29.7	47-107	.439	33-73	.452	36-42	.857	3	48	51	3.2	39	0	77	41	0	17	163	10.2		
21	BATTIN, Riley	17-17	459:59	27.1	50-104	.481	20-52	.385	38-51	.745	23	61	84	4.9	24	0	23	19	2	7	158	9.3		
20	JANTUNEN, Mikael	17-0	370:24	21.8	43-65	.662	4-11	.364	29-38	.763	31	51	82	4.8	51	1	16	18	6	4	119	7.0		
25	PLUMMER, Alfonso	13-0	147:31	11.3	27-64	.422	16-47	.340	5-6	.833	3	10	13	1.0	7	0	7	5	0	4	75	5.8		
35	CARLSON, Branden	16-15	277:47	17.4	37-66	.561	0-4	.000	9-14	.643	20	36	56	3.5	28	0	10	20	14	6	83	5.2		
5	BRECHLEY, Jaxon	17-1	273:40	16.1	25-67	.373	19-50	.380	10-12	.833	3	33	36	2.1	5	0	9	2	2	7	79	4.6		
2	VAN KOMEN, Matt	7-0	37:37	5.4	7-10	.700	0-0	.000	1-2	.500	4	9	13	1.9	3	0	0	1	8	0	15	2.1		
13	BALLSTAEDT, Eli	10-0	70:59	7.1	7-22	.318	7-20	.350	0-0	.000	2	6	8	0.8	9	0	4	2	0	2	21	2.1		
32	THIOUNE, Lahat	16-2	172:44	10.8	12-16	.750	0-0	.000	9-16	.563	16	28	44	2.8	21	0	1	10	8	3	33	2.1		
40	REININGER, Marc	3-0	18:12	6.1	1-3	.333	1-1	1.000	3-6	.500	3	1	4	1.3	0	0	0	1	0	0	6	2.0		
10	HADDOCK, Brandon	5-0	17:57	3.6	0-5	.000	0-3	.000	5-10	.500	0	0	0	0.0	2	0	2	1	0	1	5	1.0		
14	KING, Brooks	4-0	13:25	3.4	1-8	.125	1-7	.143	0-0	.000	0	1	1	0.3	3	0	2	0	0	0	3	0.8		
Team											35	30	65					15						
Total		17	3425		440-953	.462	132-382	.346	277-371	.747	165	476	641	37.7	257	1	241	228	46	76	1289	75.8		
Opponents		17	3425		473-1092	.433	132-378	.349	159-225	.707	185	398	583	34.3	345	10	238	200	67	107	1237	72.8		

Team Statistics

	UTAH	OPP
Scoring	1289	1237
Points per game	75.8	72.8
Scoring margin	+3.1	-
Field goals-att	440-953	473-1092
Field goal pct	.462	.433
3 point fg-att	132-382	132-378
3-point FG pct	.346	.349
3-pt FG made per game	7.8	7.8
Free throws-att	277-371	159-225
Free throw pct	.747	.707
F-Throws made per game	16.3	9.4
Rebounds	641	583
Rebounds per game	37.7	34.3
Rebounding margin	+3.4	-
Assists	241	238
Assists per game	14.2	14.0
Turnovers	228	200
Turnovers per game	13.4	11.8
Turnover margin	-1.6	-
Assist/turnover ratio	1.1	1.2
Steals	76	107
Steals per game	4.5	6.3
Blocks	46	67
Blocks per game	2.7	3.9
Winning streak	0	-
Home win streak	0	-
Attendance	77368	41767
Home games-Avg/Game	7-11053	5-8353
Neutral site-Avg/Game	-	5-4745

Team Results

Date	Opponent		Score	Att.
11/05/2019	at Nevada	W	79-74	8324
11/08/2019	Mississippi Val.	W	143-49	9926
11/15/2019	Minnesota	W	73-69	12760
11/21/2019	at Coastal Carolina	L	57-79	2269
11/22/2019	vs Ohio	W	80-66	1921
11/24/2019	vs Tulane	L	61-65	3911
11/29/2019	UC Davis	W	77-73	10546
12/04/2019	BYU	Wot	102-95	11565
12/07/2019	Central Ark.	W	98-67	9888
12/14/2019	vs Weber St.	W	60-49	4092
12/18/2019	vs Kentucky	W	69-66	5507
12/21/2019	vs San Diego St.	L	52-80	8296
01/02/2020	Oregon St.	W	81-69	9579
01/04/2020	Oregon	L	64-69	13104
01/12/2020	at Colorado	L	52-91	8017
01/16/2020	at Arizona	L	77-93	13549
01/18/2020	at Arizona St.	L	64-83	9608



2019-20 PAC-12 STATISTICS

Game Records

Record	Overall	Home	Away	Neutral
ALL GAMES	1-4	1-1	0-3	0-0
CONFERENCE	1-4	1-1	0-3	0-0
NON-CONFERENCE	0-0	0-0	0-0	0-0

Score by Periods

Team	1st	2nd	OT	TOT
Utah	143	195	0	338
Opponents	193	212	0	405

Team Box Score

No.	Player				Total		3-Point		F-Throw		Rebounds													
		GP-GS	MIN	AVG	FG-FGA	FG%	3FG-FGA	3FG%	FT-FTA	FT%	OFF	DEF	TOT	AVG	PF	DQ	A	TO	BLK	STL	PTS	AVG		
1	ALLEN, Timmy	5-5	173:40	34.7	26-78	.333	1-9	.111	32-45	.711	8	31	39	7.8	11	0	11	9	0	5	85	17.0		
11	GACH, Both	5-5	153:58	30.8	20-56	.357	8-31	.258	5-6	.833	1	11	12	2.4	8	0	9	15	1	3	53	10.6		
15	JONES, Rylan	5-5	149:44	29.9	11-33	.333	10-26	.385	9-11	.818	0	16	16	3.2	15	0	21	15	0	4	41	8.2		
21	BATTIN, Riley	5-5	140:47	28.2	13-36	.361	7-22	.318	7-11	.636	7	13	20	4.0	4	0	4	4	1	2	40	8.0		
20	JANTUNEN, Mikael	5-0	110:32	22.1	14-20	.700	2-4	.500	8-8	1.000	7	11	18	3.6	12	0	4	3	1	2	38	7.6		
25	PLUMMER, Alfonso	4-0	34:55	8.7	6-12	.500	4-8	.500	5-6	.833	1	3	4	1.0	0	0	3	1	0	1	21	5.3		
5	BRENCHELEY, Jaxon	5-0	83:17	16.7	7-20	.350	4-13	.308	4-4	1.000	3	11	14	2.8	1	0	2	0	1	1	22	4.4		
35	CARLSON, Branden	5-4	75:18	15.1	7-14	.500	0-1	.000	2-3	.667	6	7	13	2.6	9	0	1	7	5	1	16	3.2		
40	REININGER, Marc	3-0	18:12	6.1	1-3	.333	1-1	1.000	3-6	.500	3	1	4	1.3	0	0	0	1	0	0	6	2.0		
13	BALLSTAEDT, Eli	3-0	12:59	4.3	2-4	.500	2-3	.667	0-0	.000	2	0	2	0.7	3	0	1	0	0	1	6	2.0		
32	THIOUNE, Lahat	5-1	37:43	7.5	3-4	.750	0-0	.000	2-2	1.000	4	5	9	1.8	4	0	0	1	3	0	8	1.6		
2	VAN KOMEN, Matt	2-0	08:35	4.3	1-1	1.000	0-0	.000	0-0	.000	0	0	0	0.0	3	0	0	0	1	0	2	1.0		
14	KING, Brooks	1-0	00:20	0.3	0-0	.000	0-0	.000	0-0	.000	0	0	0	0.0	0	0	0	0	0	0	0	0.0		
Team											14	6	20				6							
Total		5	1000		111-281	.395	39-118	.331	77-102	.755	56	115	171	34.2	70	0	56	62	13	20	338	67.6		
Opponents		5	1000		157-324	.485	42-103	.408	49-67	.731	60	127	187	37.4	86	0	85	51	26	31	405	81.0		

Team Statistics

	UTAH	OPP
Scoring	338	405
Points per game	67.6	81.0
Scoring margin	-13.4	-
Field goals-att	111-281	157-324
Field goal pct	.395	.485
3 point fg-att	39-118	42-103
3-point FG pct	.331	.408
3-pt FG made per game	7.8	8.4
Free throws-att	77-102	49-67
Free throw pct	.755	.731
F-Throws made per game	15.4	9.8
Rebounds	171	187
Rebounds per game	34.2	37.4
Rebounding margin	-3.2	-
Assists	56	85
Assists per game	11.2	17.0
Turnovers	62	51
Turnovers per game	12.4	10.2
Turnover margin	-2.2	-
Assist/turnover ratio	0.9	1.7
Steals	20	31
Steals per game	4.0	6.2
Blocks	13	26
Blocks per game	2.6	5.2
Winning streak	0	-
Home win streak	0	-
Attendance	22683	31174
Home games-Avg/Game	2-11342	3-10391
Neutral site-Avg/Game	-	0-0

Team Results

Date	Opponent		Score	Att.
01/02/2020	Oregon St.	W	81-69	9579
01/04/2020	Oregon	L	64-69	13104
01/12/2020	at Colorado	L	52-91	8017
01/16/2020	at Arizona	L	77-93	13549
01/18/2020	at Arizona St.	L	64-83	9608

2019-20 HOME STATISTICS

Game Records

Record	Overall	Home	Away	Neutral
ALL GAMES	6-1	6-1	0-0	0-0
CONFERENCE	1-1	1-1	0-0	0-0
NON-CONFERENCE	5-0	5-0	0-0	0-0

Score by Periods

Team	1st	2nd	OT	TOT
Utah	307	315	16	638
Opponents	231	251	9	491

Team Box Score

No.	Player				Total		3-Point		F-Throw		Rebounds													
		GP-GS	MIN	AVG	FG-FGA	FG%	3FG-FGA	3FG%	FT-FTA	FT%	OFF	DEF	TOT	AVG	PF	DQ	A	TO	BLK	STL	PTS	AVG		
1	ALLEN, Timmy	7-7	234:28	33.5	58-110	.527	0-8	.000	44-56	.786	8	44	52	7.4	12	0	21	12	2	5	160	22.9		
11	GACH, Both	7-7	221:51	31.7	35-74	.473	12-34	.353	20-24	.833	0	29	29	4.1	12	0	29	14	1	7	102	14.6		
15	JONES, Rylan	7-7	211:26	30.2	27-54	.500	17-35	.486	14-15	.933	0	23	23	3.3	15	0	38	21	0	12	85	12.1		
21	BATTIN, Riley	7-7	202:47	29.0	25-49	.510	9-23	.391	18-25	.720	13	28	41	5.9	6	0	14	6	2	6	77	11.0		
20	JANTUNEN, Mikael	7-0	143:21	20.5	21-25	.840	3-4	.750	15-18	.833	10	23	33	4.7	24	1	8	6	4	1	60	8.6		
25	PLUMMER, Alfonso	5-0	47:42	9.5	14-30	.467	9-24	.375	0-0	.000	1	4	5	1.0	4	0	2	1	0	2	37	7.4		
5	BRECHLEY, Jaxon	7-0	116:19	16.6	12-27	.444	11-22	.500	6-7	.857	0	17	17	2.4	3	0	5	2	2	3	41	5.9		
35	CARLSON, Branden	6-6	87:01	14.5	15-25	.600	0-2	.000	0-0	.000	10	11	21	3.5	13	0	2	7	5	3	30	5.0		
13	BALLSTAEDT, Eli	3-0	32:32	10.8	4-7	.571	4-6	.667	0-0	.000	0	5	5	1.7	5	0	3	1	0	1	12	4.0		
2	VAN KOMEN, Matt	3-0	24:00	8.0	6-8	.750	0-0	.000	0-0	.000	1	9	10	3.3	0	0	0	0	5	0	12	4.0		
32	THIOUNE, Lahat	7-1	81:48	11.7	7-10	.700	0-0	.000	5-10	.500	5	16	21	3.0	7	0	0	4	4	0	19	2.7		
14	KING, Brooks	2-0	10:41	5.3	1-7	.143	1-6	.167	0-0	.000	0	1	1	0.5	3	0	2	0	0	0	3	1.5		
10	HADDOCK, Brandon	2-0	11:05	5.5	0-3	.000	0-2	.000	0-2	.000	0	0	0	0.0	1	0	2	1	0	1	0	0.0		
Team											11	13	24					2						
Total		7	1425		225-429	.524	66-166	.398	122-157	.777	59	223	282	40.3	105	1	126	77	25	41	638	91.1		
Opponents		7	1425		189-473	.400	49-157	.312	64-92	.696	80	165	245	35.0	149	5	86	94	28	43	491	70.1		

Team Statistics

	UTAH	OPP
Scoring	638	491
Points per game	91.1	70.1
Scoring margin	+21.0	-
Field goals-att	225-429	189-473
Field goal pct	.524	.400
3 point fg-att	66-166	49-157
3-point FG pct	.398	.312
3-pt FG made per game	9.4	7.0
Free throws-att	122-157	64-92
Free throw pct	.777	.696
F-Throws made per game	17.4	9.1
Rebounds	282	245
Rebounds per game	40.3	35.0
Rebounding margin	+5.3	-
Assists	126	86
Assists per game	18.0	12.3
Turnovers	77	94
Turnovers per game	11.0	13.4
Turnover margin	+2.4	-
Assist/turnover ratio	1.6	0.9
Steals	41	43
Steals per game	5.9	6.1
Blocks	25	28
Blocks per game	3.6	4.0
Winning streak	0	-
Home win streak	0	-
Attendance	77368	0
Home games-Avg/Game	7-11053	0-0
Neutral site-Avg/Game	-	0-0

Team Results

Date	Opponent		Score	Att.
11/08/2019	Mississippi Val.	W	143-49	9926
11/15/2019	Minnesota	W	73-69	12760
11/29/2019	UC Davis	W	77-73	10546
12/04/2019	BYU	W	102-95	11565
12/07/2019	Central Ark.	W	98-67	9888
01/02/2020	Oregon St.	W	81-69	9579
01/04/2020	Oregon	L	64-69	13104

2019-20 ROAD STATISTICS

Game Records

Record	Overall	Home	Away	Neutral
ALL GAMES	1-4	0-0	1-4	0-0
CONFERENCE	0-3	0-0	0-3	0-0
NON-CONFERENCE	1-1	0-0	1-1	0-0

Score by Periods

Team	1st	2nd	OT	TOT
Utah	140	189	0	329
Opponents	193	227	0	420

Team Box Score

No.	Player				Total		3-Point		F-Throw		Rebounds											
		GP-GS	MIN	AVG	FG-FGA	FG%	3FG-FGA	3FG%	FT-FTA	FT%	OFF	DEF	TOT	AVG	PF	DQ	A	TO	BLK	STL	PTS	AVG
1	ALLEN, Timmy	5-5	160:02	32.0	28-71	.394	2-9	.222	21-34	.618	4	34	38	7.6	11	0	10	12	1	6	79	15.8
21	BATTIN, Riley	5-5	129:31	25.9	14-36	.389	7-20	.350	10-14	.714	4	12	16	3.2	6	0	2	6	0	0	45	9.0
11	GACH, Both	5-5	136:52	27.4	15-50	.300	5-28	.179	4-7	.571	2	6	8	1.6	7	0	9	16	1	2	39	7.8
15	JONES, Rylan	5-5	129:04	25.8	8-29	.276	6-22	.273	11-13	.846	1	15	16	3.2	14	0	20	12	0	1	33	6.6
25	PLUMMER, Alfonso	5-0	64:17	12.9	10-23	.435	5-15	.333	5-6	.833	1	4	5	1.0	0	0	3	3	0	2	30	6.0
35	CARLSON, Branden	5-4	92:15	18.5	11-15	.733	0-1	.000	6-8	.750	4	14	18	3.6	9	0	4	5	5	1	28	5.6
20	JANTUNEN, Mikael	5-0	98:25	19.7	9-16	.563	0-3	.000	6-11	.545	12	13	25	5.0	13	0	4	6	0	1	24	4.8
5	BRENCHEY, Jaxon	5-0	81:34	16.3	8-22	.364	3-13	.231	4-5	.800	3	8	11	2.2	1	0	2	0	0	2	23	4.6
13	BALLSTAEDT, Eli	4-0	26:17	6.6	3-10	.300	3-9	.333	0-0	.000	2	1	3	0.8	3	0	1	1	0	1	9	2.3
40	REININGER, Marc	3-0	18:12	6.1	1-3	.333	1-1	1.000	3-6	.500	3	1	4	1.3	0	0	0	1	0	0	6	2.0
10	HADDOCK, Brandon	1-0	03:48	3.8	0-2	.000	0-1	.000	2-4	.500	0	0	0	0.0	1	0	0	0	0	0	2	2.0
32	THIOUNE, Lahat	5-1	48:21	9.7	3-4	.750	0-0	.000	2-4	.500	8	8	16	3.2	7	0	0	4	3	2	8	1.6
2	VAN KOMEN, Matt	3-0	11:02	3.7	1-2	.500	0-0	.000	1-2	.500	3	0	3	1.0	3	0	0	1	1	0	3	1.0
14	KING, Brooks	1-0	00:20	0.3	0-0	.000	0-0	.000	0-0	.000	0	0	0	0.0	0	0	0	0	0	0	0	0.0
Team											15	11	26					5				
Total		5	1000		111-283	.392	32-122	.262	75-114	.658	62	127	189	37.8	75	0	55	72	11	18	329	65.8
Opponents		5	1000		158-323	.489	55-119	.462	49-69	.710	50	133	183	36.6	101	3	84	50	24	32	420	84.0

Team Statistics

	UTAH	OPP
Scoring	329	420
Points per game	65.8	84.0
Scoring margin	-18.2	-
Field goals-att	111-283	158-323
Field goal pct	.392	.489
3 point fg-att	32-122	55-119
3-point FG pct	.262	.462
3-pt FG made per game	6.4	11.0
Free throws-att	75-114	49-69
Free throw pct	.658	.710
F-Throws made per game	15.0	9.8
Rebounds	189	183
Rebounds per game	37.8	36.6
Rebounding margin	+1.2	-
Assists	55	84
Assists per game	11.0	16.8
Turnovers	72	50
Turnovers per game	14.4	10.0
Turnover margin	-4.4	-
Assist/turnover ratio	0.8	1.7
Steals	18	32
Steals per game	3.6	6.4
Blocks	11	24
Blocks per game	2.2	4.8
Winning streak	0	-
Home win streak	0	-
Attendance	0	41767
Home games-Avg/Game	0-0	5-8353
Neutral site-Avg/Game	-	0-0

Team Results

Date	Opponent		Score	Att.
11/05/2019	at Nevada	W	79-74	8324
11/21/2019	at Coastal Carolina	L	57-79	2269
01/12/2020	at Colorado	L	52-91	8017
01/16/2020	at Arizona	L	77-93	13549
01/18/2020	at Arizona St.	L	64-83	9608

2019-20 NEUTRAL STATISTICS

Game Records

Record	Overall	Home	Away	Neutral
ALL GAMES	3-2	0-0	0-0	3-2
CONFERENCE	0-0	0-0	0-0	0-0
NON-CONFERENCE	3-2	0-0	0-0	3-2

Score by Periods

Team	1st	2nd	OT	TOT
Utah	160	162	0	322
Opponents	151	175	0	326

Team Box Score

No. Player					Total		3-Point		F-Throw		Rebounds													
		GP-GS	MIN	AVG	FG-FGA	FG%	3FG-FGA	3FG%	FT-FTA	FT%	OFF	DEF	TOT	AVG	PF	DQ	A	TO	BLK	STL	PTS	AVG		
1	ALLEN, Timmy	5-5	182:13	36.4	30-66	.455	3-8	.375	35-42	.833	7	31	38	7.6	10	0	12	20	0	3	98	19.6		
15	JONES, Rylan	4-4	134:48	33.7	12-24	.500	10-16	.625	11-14	.786	2	10	12	3.0	10	0	19	8	0	4	45	11.3		
11	GACH, Both	5-5	154:02	30.8	17-45	.378	9-27	.333	8-11	.727	1	18	19	3.8	13	0	9	19	1	2	51	10.2		
21	BATTIN, Riley	5-5	127:41	25.5	11-19	.579	4-9	.444	10-12	.833	6	21	27	5.4	12	0	7	7	0	1	36	7.2		
20	JANTUNEN, Mikael	5-0	128:38	25.7	13-24	.542	1-4	.250	8-9	.889	9	15	24	4.8	14	0	4	6	2	2	35	7.0		
35	CARLSON, Branden	5-5	98:31	19.7	11-26	.423	0-1	.000	3-6	.500	6	11	17	3.4	6	0	4	8	4	2	25	5.0		
5	BRECHLEY, Jaxon	5-1	75:48	15.2	5-18	.278	5-15	.333	0-0	.000	0	8	8	1.6	1	0	2	0	0	2	15	3.0		
25	PLUMMER, Alfonso	3-0	35:32	11.8	3-11	.273	2-8	.250	0-0	.000	1	2	3	1.0	3	0	2	1	0	0	8	2.7		
10	HADDOCK, Brandon	2-0	03:04	1.5	0-0	.000	0-0	.000	3-4	.750	0	0	0	0.0	0	0	0	0	0	0	3	1.5		
32	THIOUNE, Lahat	4-0	42:35	10.6	2-2	1.000	0-0	.000	2-2	1.000	3	4	7	1.8	7	0	1	2	1	1	6	1.5		
13	BALLSTAEDT, Eli	3-0	12:10	4.1	0-5	.000	0-5	.000	0-0	.000	0	0	0	0.0	1	0	0	0	0	0	0	0.0		
2	VAN KOMEN, Matt	1-0	02:35	2.6	0-0	.000	0-0	.000	0-0	.000	0	0	0	0.0	0	0	0	0	2	0	0	0.0		
14	KING, Brooks	1-0	02:24	2.4	0-1	.000	0-1	.000	0-0	.000	0	0	0	0.0	0	0	0	0	0	0	0	0.0		
Team											9	6	15				8							
Total		5	1000		104-241	.432	34-94	.362	80-100	.800	44	126	170	34.0	77	0	60	79	10	17	322	64.4		
Opponents		5	1000		126-296	.426	28-102	.275	46-64	.719	55	100	155	31.0	95	2	68	56	15	32	326	65.2		

Team Statistics

	UTAH	OPP
Scoring	322	326
Points per game	64.4	65.2
Scoring margin	-0.8	-
Field goals-att	104-241	126-296
Field goal pct	.432	.426
3 point fg-att	34-94	28-102
3-point FG pct	.362	.275
3-pt FG made per game	6.8	5.6
Free throws-att	80-100	46-64
Free throw pct	.800	.719
F-Throws made per game	16.0	9.2
Rebounds	170	155
Rebounds per game	34.0	31.0
Rebounding margin	+3.0	-
Assists	60	68
Assists per game	12.0	13.6
Turnovers	79	56
Turnovers per game	15.8	11.2
Turnover margin	-4.6	-
Assist/turnover ratio	0.8	1.2
Steals	17	32
Steals per game	3.4	6.4
Blocks	10	15
Blocks per game	2.0	3.0
Winning streak	0	-
Home win streak	0	-
Attendance	0	0
Home games-Avg/Game	0-0	0-0
Neutral site-Avg/Game	-	5-4745

Team Results

Date	Opponent		Score	Att.
11/22/2019	vs Ohio	W	80-66	1921
11/24/2019	vs Tulane	L	61-65	3911
12/14/2019	vs Weber St.	W	60-49	4092
12/18/2019	vs Kentucky	W	69-66	5507
12/21/2019	vs San Diego St.	L	52-80	8296



2019-20 GAME-BY-GAME COMPARISON

Opponent	1st	2nd	Score	Mar	Total FG	FG Pct	3-Pointers	3FG Pct	Free Throws	FT Pct	Rebounds	Assist	T/Over	Block	Steal	Fouls
Nevada	37/32	42/42	79-74	+5	26-59/28-68	.441/.412	5-23/11-30	.217/.367	22-35/7-9	.629/.778	52/32 +20	11/17	13/6	3/5	3/6	16/29
MISSISSIPPI VAL.	70/20	73/29	143-49	+94	57-90/21-80	.633/.263	17-34/4-30	.500/.133	12-13/3-6	.923/.500	68/28 +40	41/10	11/18	3/6	6/9	14/16
MINNESOTA	39/33	34/36	73-69	+4	25-47/26-74	.532/.351	7-16/12-33	.438/.364	16-24/5-12	.667/.417	41/39 +2	12/11	16/5	6/4	2/11	18/23
Coastal Carolina	30/36	27/43	57-79	(22)	19-57/29-64	.333/.453	5-28/11-24	.179/.458	14-25/10-16	.560/.625	44/41 +3	9/12	15/11	1/6	3/7	15/25
Ohio	44/34	36/32	80-66	+14	23-47/24-56	.489/.429	7-15/6-24	.467/.250	27-28/12-15	.964/.800	31/28 +3	11/9	13/14	1/2	3/4	17/25
Tulane	31/32	30/33	61-65	(4)	23-48/26-57	.479/.456	7-18/7-21	.389/.333	8-11/6-7	.727/.857	32/25 +7	14/14	20/12	2/1	5/7	13/12
UC DAVIS	40/27	37/46	77-73	+4	26-45/26-54	.578/.481	10-21/9-17	.476/.529	15-19/12-15	.789/.800	29/24 +5	17/12	13/11	4/3	4/3	14/20
BYU	33/41	53/45	102-95	+7	37-64/35-65	.578/.538	4-18/12-24	.222/.500	24-31/13-17	.774/.765	28/33 (5)	15/16	11/20	1/2	10/4	17/29
CENTRAL ARK.	55/42	43/25	98-67	+31	35-69/25-67	.507/.373	11-30/3-15	.367/.200	17-22/14-19	.773/.737	39/44 (5)	20/7	8/22	5/0	11/4	16/22
Weber St.	31/25	29/24	60-49	+11	20-58/19-57	.345/.333	5-25/4-18	.200/.222	15-19/7-13	.789/.538	47/34 +13	13/13	12/9	4/6	4/7	12/17
Kentucky	35/31	34/35	69-66	+3	23-42/26-63	.548/.413	8-15/2-17	.533/.118	15-23/12-16	.652/.750	31/31 -	15/14	17/12	1/3	2/7	19/22
San Diego St.	19/29	33/51	52-80	(28)	15-46/31-63	.326/.492	7-21/9-22	.333/.409	15-19/9-13	.789/.692	29/37 (8)	7/18	17/9	2/3	3/7	16/19
OREGON ST.	39/32	42/37	81-69	+12	24-55/26-67	.436/.388	8-17/3-21	.471/.143	25-28/14-19	.893/.737	41/36 +5	12/11	11/8	2/8	5/6	17/20
OREGON	31/36	33/33	64-69	(5)	21-59/30-66	.356/.455	9-30/6-17	.300/.353	13-20/3-4	.650/.750	36/41 (5)	9/19	7/10	4/5	3/6	9/19
Colorado	22/44	30/47	52-91	(39)	19-54/38-64	.352/.594	6-19/7-18	.316/.389	8-12/8-12	.667/.667	24/42 (18)	8/17	13/9	2/2	4/5	14/13
Arizona	28/52	49/41	77-93	(16)	25-57/33-69	.439/.478	10-28/15-29	.357/.517	17-22/12-14	.773/.857	32/38 (6)	11/23	13/11	2/5	2/8	16/18
Arizona St.	23/29	41/54	64-83	(19)	22-56/30-58	.393/.517	6-24/11-18	.250/.611	14-20/12-18	.700/.667	38/30 +8	16/15	18/12	3/6	6/6	14/16

Note: Game totals are displayed in the format TEAM/OPPONENT for each category



2019-20 TEAM/OPP HIGHS / LOWS

Utah - Game Highs

POINTS	143	Mississippi Val. (11/08/2019)
	102	BYU (12/04/2019)
	98	Central Ark. (12/07/2019)
	81	Oregon St. (01/02/2020)
	80	vs Ohio (N) (11/22/2019)
FIELD GOALS MADE	57	Mississippi Val. (11/08/2019)
	37	BYU (12/04/2019)
FIELD GOAL ATTEMPTS	90	Mississippi Val. (11/08/2019)
	69	Central Ark. (12/07/2019)
FIELD GOAL PERCENTAGE	.633 (57-90)	Mississippi Val. (11/08/2019)
	.578 (37-64)	BYU (12/04/2019)
	.578 (26-45)	UC Davis (11/29/2019)
3 PT FG MADE	17	Mississippi Val. (11/08/2019)
	11	Central Ark. (12/07/2019)
3 PT FG ATTEMPTS	34	Mississippi Val. (11/08/2019)
	30	Oregon (01/04/2020)
	30	Central Ark. (12/07/2019)
3 PT FG PERCENTAGE	.533 (8-15)	vs Kentucky (N) (12/18/2019)
	.500 (17-34)	Mississippi Val. (11/08/2019)
FREE THROWS MADE	27	vs Ohio (N) (11/22/2019)
	25	Oregon St. (01/02/2020)
FREE THROW ATTEMPTS	35	at Nevada (11/05/2019)
	31	BYU (12/04/2019)
FREE THROW PERCENTAGE	.964 (27-28)	vs Ohio (N) (11/22/2019)
	.923 (12-13)	Mississippi Val. (11/08/2019)
REBOUNDS	68	Mississippi Val. (11/08/2019)
	51	at Nevada (11/05/2019)
ASSISTS	41	Mississippi Val. (11/08/2019)
	20	Central Ark. (12/07/2019)
STEALS	11	Central Ark. (12/07/2019)
	10	BYU (12/04/2019)
BLOCKED SHOTS	6	Minnesota (11/15/2019)
	5	Central Ark. (12/07/2019)
TURNOVERS	20	vs Tulane (N) (11/24/2019)
	18	at Arizona St. (01/18/2020)
FOULS	19	vs Kentucky (N) (12/18/2019)
	18	Minnesota (11/15/2019)

Opponent - Game Highs

POINTS	95	BYU (12/04/2019)
	93	at Arizona (01/16/2020)
	91	at Colorado (01/12/2020)
	83	at Arizona St. (01/18/2020)
	80	vs San Diego St. (N) (12/21/2019)
FIELD GOALS MADE	38	at Colorado (01/12/2020)
	35	BYU (12/04/2019)
FIELD GOAL ATTEMPTS	80	Mississippi Val. (11/08/2019)
	74	Minnesota (11/15/2019)
FIELD GOAL PERCENTAGE	.594 (38-64)	at Colorado (01/12/2020)
	.538 (35-65)	BYU (12/04/2019)
3 PT FG MADE	15	at Arizona (01/16/2020)
	12	BYU (12/04/2019)
	12	Minnesota (11/15/2019)
3 PT FG ATTEMPTS	33	Minnesota (11/15/2019)
	30	Mississippi Val. (11/08/2019)
	30	at Nevada (11/05/2019)
3 PT FG PERCENTAGE	.611 (11-18)	at Arizona St. (01/18/2020)
	.529 (9-17)	UC Davis (11/29/2019)
FREE THROWS MADE	14	Oregon St. (01/02/2020)
	14	Central Ark. (12/07/2019)
FREE THROW ATTEMPTS	19	Oregon St. (01/02/2020)
	19	Central Ark. (12/07/2019)
FREE THROW PERCENTAGE	.857 (12-14)	at Arizona (01/16/2020)
	.857 (6-7)	vs Tulane (N) (11/24/2019)
REBOUNDS	44	Central Ark. (12/07/2019)
	42	at Colorado (01/12/2020)
ASSISTS	23	at Arizona (01/16/2020)
	19	Oregon (01/04/2020)
STEALS	11	Minnesota (11/15/2019)
	9	Mississippi Val. (11/08/2019)
BLOCKED SHOTS	8	Oregon St. (01/02/2020)
	6	at Arizona St. (01/18/2020)
	6	vs Weber St. (N) (12/14/2019)
	6	at Coastal Carolina (11/21/2019)
	6	Mississippi Val. (11/08/2019)
TURNOVERS	22	Central Ark. (12/07/2019)
	20	BYU (12/04/2019)
FOULS	29	BYU (12/04/2019)
	29	at Nevada (11/05/2019)

Utah - Game Lows

POINTS	52	at Colorado (01/12/2020)
	52	vs San Diego St. (N) (12/21/2019)
	57	at Coastal Carolina (11/21/2019)
	60	vs Weber St. (N) (12/14/2019)
	61	vs Tulane (N) (11/24/2019)
FIELD GOALS MADE	15	vs San Diego St. (N) (12/21/2019)
	19	at Colorado (01/12/2020)
	19	at Coastal Carolina (11/21/2019)
FIELD GOAL ATTEMPTS	42	vs Kentucky (N) (12/18/2019)
	45	UC Davis (11/29/2019)
FIELD GOAL PERCENTAGE	.326 (15-46)	vs San Diego St. (N) (12/21/2019)
	.333 (19-57)	at Coastal Carolina (11/21/2019)
3 PT FG MADE	4	BYU (12/04/2019)
	5	vs Weber St. (N) (12/14/2019)
	5	at Coastal Carolina (11/21/2019)
	5	at Nevada (11/05/2019)
3 PT FG ATTEMPTS	15	vs Kentucky (N) (12/18/2019)
	15	vs Ohio (N) (11/22/2019)
3 PT FG PERCENTAGE	.179 (5-28)	at Coastal Carolina (11/21/2019)
	.200 (5-25)	vs Weber St. (N) (12/14/2019)
FREE THROWS MADE	8	at Colorado (01/12/2020)
	8	vs Tulane (N) (11/24/2019)
FREE THROW ATTEMPTS	11	vs Tulane (N) (11/24/2019)
	12	at Colorado (01/12/2020)
FREE THROW PERCENTAGE	.560 (14-25)	at Coastal Carolina (11/21/2019)
	.629 (22-35)	at Nevada (11/05/2019)
REBOUNDS	24	at Colorado (01/12/2020)
	28	BYU (12/04/2019)
ASSISTS	7	vs San Diego St. (N) (12/21/2019)
	8	at Colorado (01/12/2020)
STEALS	2	at Arizona (01/16/2020)
	2	vs Kentucky (N) (12/18/2019)
	2	Minnesota (11/15/2019)
BLOCKED SHOTS	1	vs Kentucky (N) (12/18/2019)
	1	BYU (12/04/2019)
	1	vs Ohio (N) (11/22/2019)
	1	at Coastal Carolina (11/21/2019)
TURNOVERS	7	Oregon (01/04/2020)
	8	Central Ark. (12/07/2019)
FOULS	9	Oregon (01/04/2020)
	12	vs Weber St. (N) (12/14/2019)

Opponent - Game Lows

POINTS	49	vs Weber St. (N) (12/14/2019)
	49	Mississippi Val. (11/08/2019)
	65	vs Tulane (N) (11/24/2019)
	66	vs Kentucky (N) (12/18/2019)
	66	vs Ohio (N) (11/22/2019)
FIELD GOALS MADE	19	vs Weber St. (N) (12/14/2019)
	21	Mississippi Val. (11/08/2019)
FIELD GOAL ATTEMPTS	54	UC Davis (11/29/2019)
	56	vs Ohio (N) (11/22/2019)
FIELD GOAL PERCENTAGE	.263 (21-80)	Mississippi Val. (11/08/2019)
	.333 (19-57)	vs Weber St. (N) (12/14/2019)
3 PT FG MADE	2	vs Kentucky (N) (12/18/2019)
	3	Oregon St. (01/02/2020)
	3	Central Ark. (12/07/2019)
3 PT FG ATTEMPTS	15	Central Ark. (12/07/2019)
	17	Oregon (01/04/2020)
	17	vs Kentucky (N) (12/18/2019)
	17	UC Davis (11/29/2019)
3 PT FG PERCENTAGE	.118 (2-17)	vs Kentucky (N) (12/18/2019)
	.133 (4-30)	Mississippi Val. (11/08/2019)
FREE THROWS MADE	3	Oregon (01/04/2020)
	3	Mississippi Val. (11/08/2019)
FREE THROW ATTEMPTS	4	Oregon (01/04/2020)
	6	Mississippi Val. (11/08/2019)
FREE THROW PERCENTAGE	.417 (5-12)	Minnesota (11/15/2019)
	.500 (3-6)	Mississippi Val. (11/08/2019)
REBOUNDS	24	UC Davis (11/29/2019)
	25	vs Tulane (N) (11/24/2019)
ASSISTS	7	Central Ark. (12/07/2019)
	9	vs Ohio (N) (11/22/2019)
STEALS	3	UC Davis (11/29/2019)
	4	Central Ark. (12/07/2019)
	4	BYU (12/04/2019)
	4	vs Ohio (N) (11/22/2019)
BLOCKED SHOTS	0	Central Ark. (12/07/2019)
	1	vs Tulane (N) (11/24/2019)
TURNOVERS	5	Minnesota (11/15/2019)
	6	at Nevada (11/05/2019)
FOULS	12	vs Tulane (N) (11/24/2019)
	13	at Colorado (01/12/2020)

2019-20 INDIVIDUAL HIGHS / LOWS

Utah - Individual Game Highs

POINTS	27	Timmy Allen vs BYU (12/04/2019)
	26	Timmy Allen vs Mississippi Val. (11/08/2019)
	25	Timmy Allen vs Oregon St. (01/02/2020)
	25	Timmy Allen vs Kentucky (N) (12/18/2019)
	25	Rylan Jones vs BYU (12/04/2019)
FIELD GOALS MADE	12	Timmy Allen vs BYU (12/04/2019)
	9	Both Gach vs Oregon (01/04/2020)
	9	Timmy Allen vs Central Ark. (12/07/2019)
	9	Rylan Jones vs BYU (12/04/2019)
	9	Timmy Allen vs Mississippi Val. (11/08/2019)
FIELD GOAL ATTEMPTS	20	Both Gach vs Oregon (01/04/2020)
	20	Timmy Allen vs BYU (12/04/2019)
FIELD GOAL PERCENTAGE (min 5 made)	1.000 (5-5)	Mikael Jantunen vs Central Ark. (12/07/2019)
	.857 (6-7)	Matt Van Komen vs Mississippi Val. (11/08/2019)
3 PT FG MADE	5	Alfonso Plummer vs Mississippi Val. (11/08/2019)
	4	Both Gach vs Oregon (01/04/2020)
	4	Rylan Jones vs Oregon St. (01/02/2020)
	4	Alfonso Plummer vs Central Ark. (12/07/2019)
	4	Rylan Jones vs UC Davis (11/29/2019)
	4	Eli Ballstaedt vs Mississippi Val. (11/08/2019)
	4	Jaxon Brencley vs Mississippi Val. (11/08/2019)
3 PT FG ATTEMPTS	12	Both Gach vs Oregon (01/04/2020)
	11	Alfonso Plummer vs Mississippi Val. (11/08/2019)
3 PT FG PERCENTAGE (min 2 made)	1.000 (4-4)	Jaxon Brencley vs Mississippi Val. (11/08/2019)
	1.000 (2-2)	Mikael Jantunen vs Oregon (01/04/2020)
FREE THROWS MADE	13	Timmy Allen vs Oregon St. (01/02/2020)
	9	Timmy Allen vs Kentucky (N) (12/18/2019)
	9	Timmy Allen vs Ohio (N) (11/22/2019)
FREE THROW ATTEMPTS	15	Timmy Allen vs Oregon St. (01/02/2020)
	14	Timmy Allen at Nevada (11/05/2019)
FREE THROW PERCENTAGE (min 3 made)	1.000 (9-9)	Timmy Allen vs Ohio (N) (11/22/2019)
	1.000 (8-8)	Mikael Jantunen vs BYU (12/04/2019)
	1.000 (8-8)	Timmy Allen vs Mississippi Val. (11/08/2019)
	1.000 (7-7)	Timmy Allen vs Weber St. (N) (12/14/2019)
	1.000 (7-7)	Both Gach vs Minnesota (11/15/2019)
	1.000 (6-6)	Rylan Jones vs Ohio (N) (11/22/2019)
	1.000 (6-6)	Riley Battin at Coastal Carolina (11/21/2019)
	1.000 (5-5)	Both Gach vs Ohio (N) (11/22/2019)
	1.000 (4-4)	Jaxon Brencley vs BYU (12/04/2019)
	1.000 (4-4)	Rylan Jones vs BYU (12/04/2019)
	1.000 (4-4)	Timmy Allen vs UC Davis (11/29/2019)
	1.000 (4-4)	Mikael Jantunen vs Ohio (N) (11/22/2019)
	1.000 (4-4)	Rylan Jones at Nevada (11/05/2019)
	1.000 (4-4)	Brandon Carlson at Nevada (11/05/2019)
	1.000 (3-3)	Alfonso Plummer at Arizona (01/16/2020)
	1.000 (3-3)	Riley Battin vs Oregon St. (01/02/2020)
REBOUNDS	11	Timmy Allen vs Oregon (01/04/2020)
	11	Timmy Allen at Nevada (11/05/2019)
ASSISTS	11	Rylan Jones vs Mississippi Val. (11/08/2019)
	10	Both Gach vs Mississippi Val. (11/08/2019)
STEALS	4	Timmy Allen at Arizona St. (01/18/2020)
	4	Rylan Jones vs Mississippi Val. (11/08/2019)
BLOCKED SHOTS	4	Matt Van Komen vs Central Ark. (12/07/2019)
	3	Mikael Jantunen vs UC Davis (11/29/2019)
	3	Brandon Carlson vs Minnesota (11/15/2019)
TURNOVERS	7	Timmy Allen vs Tulane (N) (11/24/2019)
	5	Both Gach at Colorado (01/12/2020)
	5	Both Gach vs San Diego St. (N) (12/21/2019)
	5	Both Gach vs Tulane (N) (11/24/2019)
	5	Rylan Jones vs Minnesota (11/15/2019)
	5	Timmy Allen at Nevada (11/05/2019)
FOULS	5	Mikael Jantunen vs Minnesota (11/15/2019)
	4	Rylan Jones at Colorado (01/12/2020)
	4	Mikael Jantunen vs Oregon St. (01/02/2020)
	4	Rylan Jones vs Oregon St. (01/02/2020)
	4	Lahat Thioune vs San Diego St. (N) (12/21/2019)
	4	Riley Battin vs Kentucky (N) (12/18/2019)
	4	Rylan Jones vs Kentucky (N) (12/18/2019)
	4	Mikael Jantunen vs Central Ark. (12/07/2019)
	4	Mikael Jantunen vs BYU (12/04/2019)
	4	Timmy Allen vs UC Davis (11/29/2019)
	4	Mikael Jantunen vs UC Davis (11/29/2019)
	4	Both Gach vs Tulane (N) (11/24/2019)
	4	Rylan Jones vs Ohio (N) (11/22/2019)
	4	Brandon Carlson vs Minnesota (11/15/2019)
	4	Eli Ballstaedt vs Mississippi Val. (11/08/2019)
	4	Mikael Jantunen at Nevada (11/05/2019)
	4	Rylan Jones at Nevada (11/05/2019)

Opponent - Individual Game Highs

POINTS	30	Lindsey Drew at Nevada (11/05/2019)
	29	Yaeli Childs vs BYU (12/04/2019)
	27	Jake Toolson vs BYU (12/04/2019)
	24	Rob Edwards at Arizona St. (01/18/2020)
	24	Zeke Nnaji at Arizona (01/16/2020)
	24	Max Hazzard at Arizona (01/16/2020)
FIELD GOALS MADE	12	Yaeli Childs vs BYU (12/04/2019)
	12	Lindsey Drew at Nevada (11/05/2019)
FIELD GOAL ATTEMPTS	23	Michael Green vs Mississippi Val. (11/08/2019)
	21	Rylan Bergersen vs Central Ark. (12/07/2019)
FIELD GOAL PERCENTAGE (min 5 made)	.857 (6-7)	Rob Edwards at Arizona St. (01/18/2020)
	.857 (6-7)	McKinley Wright at Colorado (01/12/2020)
	.857 (6-7)	DeVante Jones at Coastal Carolina (11/21/2019)
3 PT FG MADE	6	Max Hazzard at Arizona (01/16/2020)
	6	Keishawn Brewton at Coastal Carolina (11/21/2019)
3 PT FG ATTEMPTS	11	Caleb Hunter vs Mississippi Val. (11/08/2019)
	10	Max Hazzard at Arizona (01/16/2020)
3 PT FG PERCENTAGE (min 2 made)	1.000 (3-3)	McKinley Wright at Colorado (01/12/2020)
	1.000 (3-3)	Yaeli Childs vs BYU (12/04/2019)
	1.000 (3-3)	Jake Toolson vs BYU (12/04/2019)
	1.000 (2-2)	Adam Seiko vs San Diego St. (N) (12/21/2019)
FREE THROWS MADE	7	Rob Edwards at Arizona St. (01/18/2020)
	6	Tres Tinkle vs Oregon St. (01/02/2020)
	6	Jerrick Harding vs Weber St. (N) (12/14/2019)
	6	Jake Toolson vs BYU (12/04/2019)
FREE THROW ATTEMPTS	9	Rob Edwards at Arizona St. (01/18/2020)
	9	Jerrick Harding vs Weber St. (N) (12/14/2019)
FREE THROW PERCENTAGE (min 3 made)	1.000 (6-6)	Jake Toolson vs BYU (12/04/2019)
	1.000 (5-5)	Ethan Thompson vs Oregon St. (01/02/2020)
	1.000 (5-5)	Ben Vander Plas vs Ohio (N) (11/22/2019)
	1.000 (4-4)	Max Hazzard at Arizona (01/16/2020)
	1.000 (4-4)	Damion Squire vs UC Davis (11/29/2019)
	1.000 (3-3)	Nick Richards vs Kentucky (N) (12/18/2019)
	1.000 (3-3)	Hayden Koval vs Central Ark. (12/07/2019)
	1.000 (3-3)	Teshaun Hightower vs Tulane (N) (11/24/2019)
	1.000 (3-3)	Nolan Foster vs Ohio (N) (11/22/2019)
	1.000 (3-3)	DeVante Jones at Coastal Carolina (11/21/2019)
REBOUNDS	18	Daniel Oturu vs Minnesota (11/15/2019)
	12	Tyler Bey at Colorado (01/12/2020)
ASSISTS	8	McKinley Wright at Colorado (01/12/2020)
	8	Malachi Flynn vs San Diego St. (N) (12/21/2019)
	8	Ashton Hagans vs Kentucky (N) (12/18/2019)
	8	Lindsey Drew at Nevada (11/05/2019)
STEALS	5	Brandon Kimble vs Mississippi Val. (11/08/2019)
	4	Ashton Hagans vs Kentucky (N) (12/18/2019)
	4	Jordan Walker vs Tulane (N) (11/24/2019)
BLOCKED SHOTS	5	Kylor Kelley vs Oregon St. (01/02/2020)
	3	Tim Fuller vs Weber St. (N) (12/14/2019)
	3	Garrick Green at Coastal Carolina (11/21/2019)
	3	Daniel Oturu vs Minnesota (11/15/2019)
	3	Quinton Alston vs Mississippi Val. (11/08/2019)
TURNOVERS	6	Zeke Nnaji at Arizona (01/16/2020)
FOULS	5	Kahili Whitney vs Kentucky (N) (12/18/2019)
	5	Eddy Kayouloud vs Central Ark. (12/07/2019)
	5	Dalton Nixon vs BYU (12/04/2019)
	5	TJ Haws vs BYU (12/04/2019)
	5	Ben Roderick vs Ohio (N) (11/22/2019)
	5	Garrick Green at Coastal Carolina (11/21/2019)
	5	Payton Willis vs Minnesota (11/15/2019)
	5	Jordan Lyons vs Mississippi Val. (11/08/2019)
	5	John Carlos Reyes at Nevada (11/05/2019)
	5	K.J. Hymes at Nevada (11/05/2019)



2019-20 POINTS-REBOUNDS-ASSISTS

Opponent	Date	Score	1	2	5	10	11	13	14	15	20	21	25
at Nevada	11/05/2019	79-74	W	23-11-2	2-2-1	DNP	22-1-2	DNP	DNP	9-5-5	1-6-1	9-6-0	4-0-0
MVSU	11/08/2019	143-49	W	26-4-2	14-1-1	0-0-2	12-10-10	12-2-2	3-1-2	10-10-11	6-6-3	15-8-6	17-1-2
MINN	11/15/2019	73-69	W	19-10-2	3-4-0	DNP	19-4-1	DNP	DNP	10-2-6	2-4-2	13-8-0	DNP
at CCU	11/21/2019	57-79	L	15-9-1	5-2-0	2-0-0	5-2-2	3-1-0	DNP	3-1-3	3-8-0	6-3-0	5-1-0
vs Ohio	11/22/2019	80-66	W	19-8-0	DNP	6-2-0	18-1-3	0-0-0	DNP	17-3-4	8-3-1	10-7-1	DNP
vs Tulane	11/24/2019	61-65	L	14-8-3	DNP	6-1-1	3-2-1	DNP	DNP	11-3-6	10-4-0	3-4-2	0-2-0
UCD	11/29/2019	77-73	W	20-4-3	DNP	3-2-1	11-2-6	0-0-0	DNP	18-2-5	3-6-1	15-6-1	0-0-0
BYU	12/04/2019	102-95	Wot	27-5-5	DNP	4-1-0	6-3-3	DNP	DNP	25-3-6	18-6-0	14-1-0	2-2-0
UCA	12/07/2019	98-67	W	24-8-5	0-4-0	0-0-0	13-3-5	0-3-1	0-0-0	2-0-1	13-4-1	10-5-5	18-2-0
vs Weber	12/14/2019	60-49	W	19-7-4	DNP	3-4-0	8-6-3	0-0-0	DNP	DNP	9-9-1	9-10-2	3-0-2
vs UK	12/18/2019	69-66	W	25-9-4	DNP	0-0-1	14-6-1	DNP	DNP	12-2-6	4-3-0	10-2-2	DNP
vs SDSU	12/21/2019	52-80	L	21-6-1	0-0-0	0-1-0	8-4-1	0-0-0	0-0-0	5-4-3	4-5-2	4-4-0	5-1-0
OSU	01/02/2020	81-69	W	25-10-3	DNP	3-5-1	17-6-2	DNP	DNP	14-2-5	8-5-0	8-5-1	DNP
Oregon	01/04/2020	64-69	L	19-11-1	DNP	3-2-0	24-1-2	DNP	DNP	6-4-4	10-2-1	2-8-1	0-0-0
at CU	01/12/2020	52-91	L	7-5-1	DNP	6-0-0	7-3-2	3-0-0	DNP	6-2-3	4-2-0	8-1-0	3-1-2
at UA	01/16/2020	77-93	L	16-3-2	0-0-0	5-5-0	2-2-1	3-0-0	DNP	11-4-5	6-4-1	16-4-1	9-2-1
at ASU	01/18/2020	64-83	L	18-10-4	2-0-0	5-2-1	3-0-2	0-2-1	0-0-0	4-4-4	10-5-2	6-2-1	9-1-0

Opponent	Date	Score	32	35	40
at Nevada	11/05/2019	79-74	W	1-4-0	8-10-0
MVSU	11/08/2019	143-49	W	2-6-0	14-6-0
MINN	11/15/2019	73-69	W	3-3-0	4-5-1
at CCU	11/21/2019	57-79	L	1-5-0	8-1-3
vs Ohio	11/22/2019	80-66	W	0-0-1	2-4-1
vs Tulane	11/24/2019	61-65	L	0-0-0	14-5-1
UCD	11/29/2019	77-73	W	7-2-0	DNP
BYU	12/04/2019	102-95	Wot	4-5-0	2-1-1
UCA	12/07/2019	98-67	W	1-3-0	6-3-0
vs Weber	12/14/2019	60-49	W	DNP	9-8-1
vs UK	12/18/2019	69-66	W	4-5-0	0-0-1
vs SDSU	12/21/2019	52-80	L	2-2-0	0-0-0
OSU	01/02/2020	81-69	W	2-0-0	4-4-0
Oregon	01/04/2020	64-69	L	0-2-0	0-2-0
at CU	01/12/2020	52-91	L	2-3-0	2-1-0
at UA	01/16/2020	77-93	L	4-3-0	3-2-0
at ASU	01/18/2020	64-83	L	0-1-0	7-4-1

2019-20 SPECIALTY STATS

DATE	OPPONENT	POINTS IN THE PAINT		POINTS OFF T/O		SECOND CHANCE POINTS		FAST BREAK POINTS		BENCH POINTS	
		UTAH	OPP.	UTAH	OPP.	UTAH	OPP.	UTAH	OPP.	UTAH	OPP.
11/5/19	at Nevada	38	26	11	17	8	0	21	14	8	20
11/8/19	Mississippi Valley State	76	22	31	7	22	4	58	12	66	14
11/15/19	Minnesota	34	26	7	15	9	18	11	8	8	11
11/21/19	at Coastal Carolina	18	26	9	19	11	5	3	17	20	28
11/22/19	vs. Ohio	30	32	26	19	4	7	15	5	14	13
11/24/19	vs. Tulane	32	34	15	18	8	8	12	10	16	9
11/29/19	UC Davis	28	26	15	9	8	6	2	2	6	16
12/4/19	BYU	62	38	24	13	4	7	31	7	28	23
12/7/19	Central Arkansas	42	36	26	10	17	8	32	4	43	20
12/14/19	vs. Weber State	30	30	11	12	11	3	6	13	12	6
12/18/19	vs. #6/6 Kentucky	22	34	9	20	4	10	11	15	8	15
12/21/19	vs. #20/20 San Diego State	10	42	6	17	8	13	5	3	14	28
1/2/20	Oregon State	32	38	11	16	12	15	22	14	13	8
1/4/20	#4/6 Oregon	22	42	16	10	11	16	10	16	13	28
1/12/20	at #25/RV Colorado	26	46	7	23	4	14	14	16	22	30
1/16/20	at #RV/RV Arizona	28	32	6	23	6	15	11	23	29	31
1/18/20	at Arizona State	24	38	9	28	12	9	5	13	26	18
1/23/20	Washington										
1/25/20	Washington State										
1/30/20	at USC										
2/2/20	at UCLA										
2/6/20	Stanford										
2/8/20	California										
2/13/20	at Oregon State										
2/16/20	at Oregon										
2/20/20	UCLA										
2/23/20	USC										
2/26/20	at Stanford										
2/29/20	at California										
3/7/20	Colorado										
TOTALS		554	568	239	276	159	158	269	192	346	318
AVERAGE		32.6	33.4	14.1	16.2	9.4	9.3	15.8	11.3	20.4	18.7



 **KRYSTKOWIAK**
LUC

Freshman
Guard • 6-4 • 188
Salt Lake City, Utah | Brighton HS

Stat	2019-20 Season High	Career High
Points	--	--
Rebounds	--	--
Assists	--	--
Blocks	--	--
Steals	--	--
FGs Made	--	--
FGs Attempted	--	--
3FGs Made	--	--
3FGs Attempted	--	--
FTs Made	--	--
FTs Attempted	--	--

2019-20 SEASON HIGHLIGHTS

.

2019-20 GAME-BY-GAME STATISTICS

KRYSTKOWIAK'S CAREER STATISTICS



ALLEN
TIMMY

Sophomore
Forward • 6-6 • 204
Mesa, Ariz. | Red Mountain HS

Stat	2019-20 Season High	Career High
Points	27, BYU, 12/4/19	Same
Rebounds	11, 2x, Last vs. #4/6 OREGON, 1/4/20	12, at California, 1/26/19
Assists	5, 2x, Last vs. CENTRAL ARKANSAS, 12/7/19	6, MAINE, 11/8/18
Blocks	2, MINNESOTA, 11/15/19	2, 2x, Last vs. MINNESOTA, 11/15/19
Steals	4, at Arizona State, 1/18/20	Same
FGs Made	12, BYU, 12/4/19	Same
FGs Attempted	20, BYU, 12/4/19	Same
3FGs Made	3, vs. #20 San Diego State, 12/21/19	1, 5x, Last at Coastal Carolina, 11/21/19
3FGs Attempted	5, vs. #20 San Diego State, 12/21/19	2, 3x, Last vs. BYU, 12/4/19
FTs Made	13, OREGON STATE, 1/2/20	Same
FTs Attempted	15, OREGON STATE, 1/2/20	Same

2019-20 SEASON HIGHLIGHTS

- Preseason All-Pac-12 Second-Team
- First Ute to record a double-double in a season-opener since Kyle Kuzma (11/12/16).
- New career high 26pts on 9-of-11 shooting in record-shattering win over Mississippi Valley State.
- Had double-double in Utah's 73-69 win over Minnesota with 19pts & 10rebs with 2asts & 2blks.
- Was a perfect 9-9 from the line with 19pts and 8rebs in win vs. Ohio in Myrtle Beach Invitational.
- Dropped 20 on 8-13 shooting in win over UC Davis at home.
- Career-high 27pts, 5rebs & 5asts in comeback win over BYU at home.

- Followed up with 24pts, 8rebs & 5asts in just 26 mins of action vs. Central Arkansas.
- Had 25pts, 9rebs & 4asts in upset win over #6 Kentucky inside T-Mobile Arena.
- Had 21pts and 6rebs against #20 San Diego State inside STAPLES Center.
- Posted double-double with 25pts & 10rebs in win over Oregon State.
- Had 19pts & 11rebs in near loss to #4/6 Oregon at home.
- Posted 18pts & 10rebs at Arizona State with 4rebs and 4sts.

2019-20 GAME-BY-GAME STATISTICS

Opponent	Date	GS	MIN	Total		3-Pointers		Free throws		Rebounds												
				FG-FGA	PCT	3FG-3FGA	PCT	FT-FTA	PCT	OFF	DEF	TOT	AVG	PF	A	T/O	BLK	STL	PTS	AVG		
at Nevada	11/05/2019	*	37:56	8-16	.500	0-1	.000	7-14	.500	1	10	11	11.0	1	2	5	1	0	23	23.0		
Mississippi Val.	11/08/2019	*	20:13	9-11	.818	0-0	.000	8-8	1.000	1	3	4	7.5	1	2	1	0	0	26	24.5		
Minnesota	11/15/2019	*	36:43	8-15	.533	0-1	.000	3-4	.750	1	9	10	8.3	1	2	4	2	0	19	22.7		
at Coastal Carolina	11/21/2019	*	27:07	6-12	.500	1-2	.500	2-2	1.000	0	9	9	8.5	2	1	1	0	1	15	20.8		
vs Ohio	11/22/2019	*	32:45	5-11	.455	0-0	.000	9-9	1.000	1	7	8	8.4	1	0	3	0	1	19	20.4		
vs Tulane	11/24/2019	*	37:52	5-11	.455	0-1	.000	4-6	.667	1	7	8	8.3	3	3	7	0	1	14	19.3		
UC Davis	11/29/2019	*	30:31	8-13	.615	0-1	.000	4-4	1.000	0	4	4	7.7	4	3	2	0	2	20	19.4		
BYU	12/04/2019	*	42:14	12-20	.600	0-2	.000	3-5	.600	0	5	5	7.4	3	5	1	0	1	27	20.4		
Central Ark.	12/07/2019	*	26:06	9-16	.563	0-1	.000	6-8	.750	1	7	8	7.4	0	5	1	0	2	24	20.8		
vs Weber St.	12/14/2019	*	37:20	6-15	.400	0-1	.000	7-7	1.000	3	4	7	7.4	2	4	3	0	1	19	20.6		
vs Kentucky	12/18/2019	*	40:00	8-15	.533	0-1	.000	9-12	.750	0	9	9	7.5	1	4	4	0	0	25	21.0		
vs San Diego St.	12/21/2019	*	34:16	6-14	.429	3-5	.600	6-8	.750	2	4	6	7.4	3	1	3	0	0	21	21.0		
Oregon St.	01/02/2020	*	40:00	6-17	.353	0-0	.000	13-15	.867	0	10	10	7.6	1	3	2	0	0	25	21.3		
Oregon	01/04/2020	*	38:41	6-18	.333	0-3	.000	7-12	.583	5	6	11	7.9	2	1	1	0	0	19	21.1		
at Colorado	01/12/2020	*	26:50	2-11	.182	0-1	.000	3-4	.750	0	5	5	7.7	3	1	1	0	1	7	20.2		
at Arizona	01/16/2020	*	30:45	6-14	.429	0-2	.000	4-6	.667	1	2	3	7.4	2	2	2	0	0	16	19.9		
at Arizona St.	01/18/2020	*	37:24	6-18	.333	1-3	.333	5-8	.625	2	8	10	7.5	3	4	3	0	4	18	19.8		
Totals		17	576:43	116-247	.470	5-25	.200	100-132	.758	19	109	128	7.5	33	43	44	3	14	337	19.8		

Player Averages

Games Played	Minutes/ game	Points/ game	FG Pct	3FG Pct	FT Pct	Rebounds/ game	Assists/ game	Turnovers/ game	Assist/Turnover ratio	Steals/ game	Blocks/ game
17	33.9	19.8	47.0	20.0	75.8	7.5	2.5	2.6	1.0	0.8	0.2

ALLEN'S CAREER STATISTICS

				Field Goals		3-Point		F-Throws		Rebounds										Scoring	
SEASON	TEAM	GP-GS	MIN/AVG	FG-FGA	FG%	3FG-FGA	3FG%	FT-FTA	FT%	OFF	DEF	TOT	AVG	PF-FO	AST	TO	BLK	STL	PTS	AVG	
2018-19	Utah	29-26	831/28.6	127-221	.575	4-7	.571	97-132	.735	45	103	148	5.1	88-0	71	59	5	25	355	12.2	
2019-20	Utah	17-17	577/33.9	116-247	.470	5-25	.200	100-132	.758	19	109	128	7.5	33-0	43	44	3	14	337	19.8	
TOTAL		46-43	1407/30.6	243-468	.519	9-32	.281	197-264	.746	64	212	276	6.0	121-0	114	103	8	39	692	15.0	



#2 **VAN KOMEN**
MATT

Freshman
Center • 7-4 • 240
Pleasant Grove, Utah | Pleasant Grove HS

Stat	2019-20 Season High	Career High
Points	12, MISSISSIPPI VALLEY STATE, 11/8/19	Same
Rebounds	6, MISSISSIPPI VALLEY STATE, 11/8/19	Same
Assists	--	--
Blocks	4, CENTRAL ARKANSAS, 12/7/19	Same
Steals	--	--
FGs Made	6, MISSISSIPPI VALLEY STATE, 11/8/19	Same
FGs Attempted	7, MISSISSIPPI VALLEY STATE, 11/8/19	Same
3FGs Made	--	--
3FGs Attempted	--	--
FTs Made	1, at Coastal Carolina, 11/21/19	Same
FTs Attempted	2, at Coastal Carolina, 11/21/19	Same

2019-20 SEASON HIGHLIGHTS

• Scored 12pts with 6rebs on 6-of-7 shooting in his collegiate debut for Utah.

2019-20 GAME-BY-GAME STATISTICS

Opponent	Date	GS	MIN	Total		3-Pointers		Free throws		Rebounds				PF	A	T/O	BLK	STL	PTS	AVG
				FG-FGA	PCT	3FG-3FGA	PCT	FT-FTA	PCT	OFF	DEF	TOT	AVG							
Mississippi Val.	11/08/2019		12:37	6-7	.857	0-0	.000	0-0	.000	1	5	6	6.0	0	0	0	1	0	12	12.0
Minnesota	11/15/2019		02:02	0-1	.000	0-0	.000	0-0	.000	0	0	0	3.0	0	0	0	0	0	0	6.0
at Coastal Carolina	11/21/2019		02:27	0-1	.000	0-0	.000	1-2	.500	3	0	3	3.0	0	0	1	0	0	1	4.3
Central Ark.	12/07/2019		09:21	0-0	.000	0-0	.000	0-0	.000	0	4	4	3.3	0	0	0	4	0	0	3.3
vs San Diego St.	12/21/2019		02:35	0-0	.000	0-0	.000	0-0	.000	0	0	0	2.6	0	0	0	2	0	0	2.6
at Arizona	01/16/2020		06:47	0-0	.000	0-0	.000	0-0	.000	0	0	0	2.2	3	0	0	1	0	0	2.2
at Arizona St.	01/18/2020		01:48	1-1	1.000	0-0	.000	0-0	.000	0	0	0	1.9	0	0	0	0	0	2	2.1
Totals		0	37:37	7-10	.700	0-0	.000	1-2	.500	4	9	13	1.9	3	0	1	8	0	15	2.1

Player Averages

Games Played	Minutes/ game	Points/ game	FG Pct	3FG Pct	FT Pct	Rebounds/ game	Assists/ game	Turnovers/ game	Assist/Turnover ratio	Steals/ game	Blocks/ game
7	5.4	2.1	70.0	0.0	50.0	1.9	0.0	0.1	0.0	0.0	1.1

VAN KOMEN'S CAREER STATISTICS

				Field Goals		3-Point		F-Throws		Rebounds				Scoring						
SEASON	TEAM	GP-GS	MIN/AVG	FG-FGA	FG%	3FG-FGA	3FG%	FT-FTA	FT%	OFF	DEF	TOT	AVG	PF-FO	AST	TO	BLK	STL	PTS	AVG
2019-20	Utah	7-0	38/5.4	7-10	.700	0-0	.000	1-2	.500	4	9	13	1.9	3-0	0	1	8	0	15	2.1
TOTAL		7-0	38/5.4	7-10	.700	0-0	.000	1-2	.500	4	9	13	1.9	3-0	0	1	8	0	15	2.1



#5 **BRENCHLEY**
JAXON

Freshman
Guard • 6-5 • 190
Providence, Utah | Ridgeline HS

Stat	2019-20 Season High	Career High
Points	14, MISSISSIPPI VALLEY STATE, 11/8/19	Same
Rebounds	5, 2x, Last at #RV/RV Arizona, 1/16/20	Same
Assists	2, CENTRAL ARKANSAS, 12/7/19	Same
Blocks	1, CENTRAL ARKANSAS, 12/7/19	Same
Steals	1, 5x, Last vs. CENTRAL ARKANSAS, 12/7/19	Same
FGs Made	5, MISSISSIPPI VALLEY STATE, 11/8/19	Same
FGs Attempted	8, at #25/RV Colorado, 1/12/20	Same
3FGs Made	4, MISSISSIPPI VALLEY STATE, 11/8/19	Same
3FGs Attempted	6, CENTRAL ARKANSAS, 12/7/19	Same
FTs Made	4, BYU, 12/4/19	Same
FTs Attempted	4, BYU, 12/4/19	Same

2019-20 SEASON HIGHLIGHTS

- Registered 2pts & 2rebs in his collegiate debut with the Runnin' Utes.
- Was a perfect 4-4 from 3-point range for 14pts in record-shattering win over Mississippi Valley State.
- Posted 11pts on 3-6 shooting from deep against Central Arkansas.
- Made his first-career start vs. Weber State (12/15) and scored 3pts with 4rebs and a steal.
- Pulled down a season-high 5rebs against Oregon State at home.
- Led the team with 5 rebounds and five points at #RV/RV Arizona off the bench.

2019-20 GAME-BY-GAME STATISTICS

Opponent	Date	GS	MIN	Total		3-Pointers		Free throws		Rebounds				PF	A	T/O	BLK	STL	PTS	AVG
				FG-FGA	PCT	3FG-3FGA	PCT	FT-FTA	PCT	OFF	DEF	TOT	AVG							
at Nevada	11/05/2019		14:31	1-3	.333	0-2	.000	0-0	.000	0	2	2	2.0	0	1	0	0	0	2	2.0
Mississippi Val.	11/08/2019		11:02	5-6	.833	4-4	1.000	0-0	.000	0	1	1	1.5	0	1	1	0	1	14	8.0
Minnesota	11/15/2019		11:44	1-1	1.000	1-1	1.000	0-1	.000	0	4	4	2.3	1	0	0	0	0	3	6.3
at Coastal Carolina	11/21/2019		13:49	2-5	.400	1-3	.333	0-1	.000	0	2	2	2.3	1	0	0	0	1	5	6.0
vs Ohio	11/22/2019		18:05	2-4	.500	2-4	.500	0-0	.000	0	2	2	2.2	1	0	0	0	0	6	6.0
vs Tulane	11/24/2019		18:39	2-5	.400	2-4	.500	0-0	.000	0	1	1	2.0	0	1	0	0	1	6	6.0
UC Davis	11/29/2019		23:07	1-4	.250	1-4	.250	0-0	.000	0	2	2	2.0	0	1	1	0	0	3	5.6
BYU	12/04/2019		17:45	0-3	.000	0-2	.000	4-4	1.000	0	1	1	1.9	0	0	0	0	1	4	5.4
Central Ark.	12/07/2019		22:38	3-7	.429	3-6	.500	2-2	1.000	0	2	2	1.9	1	2	0	1	1	11	6.0
vs Weber St.	12/14/2019	*	25:15	1-6	.167	1-5	.200	0-0	.000	0	4	4	2.1	0	0	0	0	1	3	5.7
vs Kentucky	12/18/2019		07:36	0-2	.000	0-1	.000	0-0	.000	0	0	0	1.9	0	1	0	0	0	0	5.2
vs San Diego St.	12/21/2019		06:13	0-1	.000	0-1	.000	0-0	.000	0	1	1	1.8	0	0	0	0	0	0	4.8
Oregon St.	01/02/2020		16:49	1-3	.333	1-2	.500	0-0	.000	0	5	5	2.1	1	1	0	0	0	3	4.6
Oregon	01/04/2020		13:14	1-3	.333	1-3	.333	0-0	.000	0	2	2	2.1	0	0	0	1	0	3	4.5
at Colorado	01/12/2020		23:11	2-8	.250	0-3	.000	2-2	1.000	0	0	0	1.9	0	0	0	0	1	6	4.6
at Arizona	01/16/2020		18:30	1-2	.500	1-2	.500	2-2	1.000	2	3	5	2.1	0	0	0	0	0	5	4.6
at Arizona St.	01/18/2020		11:33	2-4	.500	1-3	.333	0-0	.000	1	1	2	2.1	0	1	0	0	0	5	4.6
Totals		1	273:40	25-67	.373	19-50	.380	10-12	.833	3	33	36	2.1	5	9	2	2	7	79	4.6

Player Averages

Games Played	Minutes/game	Points/game	FG Pct	3FG Pct	FT Pct	Rebounds/game	Assists/game	Turnovers/game	Assist/Turnover ratio	Steals/game	Blocks/game
17	16.1	4.6	37.3	38.0	83.3	2.1	0.5	0.1	4.5	0.4	0.1

BRENCHLEY'S CAREER STATISTICS

				Field Goals		3-Point		F-Throws		Rebounds				Scoring						
SEASON	TEAM	GP-GS	MIN/AVG	FG-FGA	FG%	3FG-FGA	3FG%	FT-FTA	FT%	OFF	DEF	TOT	AVG	PF-FO	AST	T/O	BLK	STL	PTS	AVG
2019-20	Utah	17-1	274/16.1	25-67	.373	19-50	.380	10-12	.833	3	33	36	2.1	5-0	9	2	2	7	79	4.6
TOTAL		17-1	274/16.1	25-67	.373	19-50	.380	10-12	.833	3	33	36	2.1	5-0	9	2	2	7	79	4.6



#10
HADDOCK
BRANDON

Freshman
Guard • 6-1 • 168
Southlake, Texas | Carroll HS

Stat	2019-20 Season High	Career High
Points	3, vs. #20 San Diego State, 12/21/19	Same
Rebounds	--	--
Assists	2, MISSISSIPPI VALLEY STATE, 11/8/19	Same
Blocks	--	--
Steals	--	--
FGs Made	0, 3x, Last vs. CENTRAL ARKANSAS, 12/7/19	Same
FGs Attempted	2, 2x, Last vs. CENTRAL ARKANSAS, 12/7/19	Same
3FGs Made	0, 2x, Last vs. CENTRAL ARKANSAS, 12/7/19	Same
3FGs Attempted	2, CENTRAL ARKANSAS, 12/7/19	Same
FTs Made	3, vs. #20 San Diego State, 12/21/19	Same
FTs Attempted	4, 2x, Last vs. #20 San Diego State, 12/21/19	Same

2019-20 SEASON HIGHLIGHTS

- Made his collegiate debut vs. Mississippi Valley State, dishing out 2asts.
- Scored his first collegiate points at Coastal Carolina, hitting 2-4 from the line.
- Season-high 3pts on 3-4 shooting from the line vs. #20 San Diego State.

2019-20 GAME-BY-GAME STATISTICS

Opponent	Date	GS	MIN	Total		3-Pointers		Free throws		Rebounds				PF	A	T/O	BLK	STL	PTS	AVG
				FG-FGA	PCT	3FG-3FGA	PCT	FT-FTA	PCT	OFF	DEF	TOT	AVG							
Mississippi Val.	11/08/2019		03:45	0-1	.000	0-0	.000	0-1	.000	0	0	0	0.0	0	2	0	0	0	0	0.0
at Coastal Carolina	11/21/2019		03:48	0-2	.000	0-1	.000	2-4	.500	0	0	0	0.0	1	0	0	0	0	2	1.0
vs Ohio	11/22/2019		00:29	0-0	.000	0-0	.000	0-0	.000	0	0	0	0.0	0	0	0	0	0	0	0.7
Central Ark.	12/07/2019		07:20	0-2	.000	0-2	.000	0-1	.000	0	0	0	0.0	1	0	1	0	1	0	0.5
vs San Diego St.	12/21/2019		02:35	0-0	.000	0-0	.000	3-4	.750	0	0	0	0.0	0	0	0	0	0	3	1.0
Totals		0	17:57	0-5	.000	0-3	.000	5-10	.500	0	0	0	0.0	2	2	1	0	1	5	1.0

Player Averages

Games Played	Minutes/ game	Points/ game	FG Pct	3FG Pct	FT Pct	Rebounds/ game	Assists/ game	Turnovers/ game	Assist/Turnover ratio	Steals/ game	Blocks/ game
5	3.6	1.0	0.0	0.0	50.0	0.0	0.4	0.2	2.0	0.2	0.0

HADDOCK'S CAREER STATISTICS

				Field Goals		3-Point		F-Throws		Rebounds				Scoring						
SEASON	TEAM	GP-GS	MIN/AVG	FG-FGA	FG%	3FG-FGA	3FG%	FT-FTA	FT%	OFF	DEF	TOT	AVG	PF-FO	AST	TO	BLK	STL	PTS	AVG
2019-20	Utah	5-0	18/3.6	0-5	.000	0-3	.000	5-10	.500	0	0	0	0.0	2-0	2	1	0	1	5	1.0
TOTAL		5-0	18/3.6	0-5	.000	0-3	.000	5-10	.500	0	0	0	0.0	2-0	2	1	0	1	5	1.0



#

GACH

BOTH

Sophomore
Guard • 6-6 • 183

Austin, Minn. | Arizona Compass Prep

Stat	2019-20 Season High	Career High
Points	24, #4/6 OREGON, 1/4/20	Same
Rebounds	10, MISSISSIPPI VALLEY STATE, 11/8/19	Same
Assists	10, MISSISSIPPI VALLEY STATE, 11/8/19	Same
Blocks	1, 3x, Last at Arizona State, 1/18/20	1, 7x, Last at Arizona State, 1/18/20
Steals	3, CENTRAL ARKANSAS, 12/7/19	Same
FGs Made	9, #4/6 OREGON, 1/4/20	Same
FGs Attempted	20, #4/6 OREGON, 1/4/20	Same
3FGs Made	4, #4/6 OREGON, 1/4/20	4, 2x, Last vs. #4/6 OREGON, 1/4/20
3FGs Attempted	12, #4/6 OREGON, 1/4/20	Same
FTs Made	7, vs. MINNESOTA, 11/15/19	8, vs. Grand Canyon, 11/23/18
FTs Attempted	7, vs. MINNESOTA, 11/15/19	8, vs. Grand Canyon, 11/23/18

2019-20 SEASON HIGHLIGHTS

- Tied career-high with 22pts in season-opener at Nevada.
- 1-of-2 Utes to record a triple-double against Mississippi Valley State in record-shattering win.
- Tied with Allen for team-high 19pts, including 7-7 from the line in win over Minnesota, 73-69.
- Had 18pts with 3asts in win over Ohio at the Myrtle Beach Invitational.
- Scored 13pts with 5asts against Central Arkansas.
- Finished with 14pts after scoring 10-straight to start the game in upset win over #6 Kentucky.

- Had 17pts & 6rebs in Pac-12 opener against Oregon State.

- Career-high 24pts in Utah's narrow loss to #4/6 Oregon at home, 69-67.

2019-20 GAME-BY-GAME STATISTICS

Opponent	Date	GS	MIN	Total		3-Pointers		Free throws		Rebounds				PF	A	T/O	BLK	STL	PTS	AVG
				FG-FGA	PCT	3FG-3FGA	PCT	FT-FTA	PCT	OFF	DEF	TOT	AVG							
at Nevada	11/05/2019	*	30:26	8-15	.533	3-8	.375	3-5	.600	1	0	1	1.0	2	2	2	0	0	22	22.0
Mississippi Val.	11/08/2019	*	22:41	5-10	.500	0-3	.000	2-2	1.000	0	10	10	5.5	1	10	1	0	0	12	17.0
Minnesota	11/15/2019	*	33:31	5-9	.556	2-4	.500	7-7	1.000	0	4	4	5.0	2	1	4	1	0	19	17.7
at Coastal Carolina	11/21/2019	*	25:32	2-11	.182	0-5	.000	1-2	.500	0	2	2	4.3	0	2	2	0	0	5	14.5
vs Ohio	11/22/2019	*	30:50	6-10	.600	1-3	.333	5-5	1.000	0	1	1	3.6	3	3	3	0	1	18	15.2
vs Tulane	11/24/2019	*	22:35	1-5	.200	1-5	.200	0-0	.000	0	2	2	3.3	4	1	5	0	0	3	13.2
UC Davis	11/29/2019	*	33:00	3-7	.429	2-5	.400	3-4	.750	0	2	2	3.1	2	6	4	0	2	11	12.9
BYU	12/04/2019	*	32:09	2-6	.333	0-2	.000	2-4	.500	0	3	3	3.1	1	3	1	0	1	6	12.0
Central Ark.	12/07/2019	*	27:26	5-10	.500	2-4	.500	1-1	1.000	0	3	3	3.1	3	5	1	0	3	13	12.1
vs Weber St.	12/14/2019	*	36:50	3-11	.273	2-8	.250	0-0	.000	1	5	6	3.4	3	3	3	1	1	8	11.7
vs Kentucky	12/18/2019	*	34:04	5-10	.500	3-5	.600	1-3	.333	0	6	6	3.6	2	1	3	0	0	14	11.9
vs San Diego St.	12/21/2019	*	29:43	2-9	.222	2-6	.333	2-3	.667	0	4	4	3.7	1	1	5	0	0	8	11.6
Oregon St.	01/02/2020	*	34:57	6-12	.500	2-4	.500	3-4	.750	0	6	6	3.8	2	2	2	0	0	17	12.0
Oregon	01/04/2020	*	38:07	9-20	.450	4-12	.333	2-2	1.000	0	1	1	3.6	1	2	1	0	1	24	12.9
at Colorado	01/12/2020	*	29:36	3-9	.333	1-5	.200	0-0	.000	1	2	3	3.6	1	2	5	0	0	7	12.5
at Arizona	01/16/2020	*	29:19	1-8	.125	0-4	.000	0-0	.000	0	2	2	3.5	2	1	4	0	1	2	11.8
at Arizona St.	01/18/2020	*	21:59	1-7	.143	1-6	.167	0-0	.000	0	0	0	3.3	2	2	3	1	1	3	11.3
Totals			17 512:44	67-169	.396	26-89	.292	32-42	.762	3	53	56	3.3	32	47	49	3	11	192	11.3

Player Averages

Games Played	Minutes/game	Points/game	FG Pct	3FG Pct	FT Pct	Rebounds/game	Assists/game	Turnovers/game	Assist/Turnover ratio	Steals/game	Blocks/game
17	30.2	11.3	39.6	29.2	76.2	3.3	2.8	2.9	1.0	0.6	0.2

GACH'S CAREER STATISTICS

				Field Goals		3-Point		F-Throws		Rebounds										Scoring	
SEASON	TEAM	GP-GS	MIN/AVG	FG-FGA	FG%	3FG-FGA	3FG%	FT-FTA	FT%	OFF	DEF	TOT	AVG	PF-FO	AST	TO	BLK	STL	PTS	AVG	
2018-19	Utah	30-14	606/20.2	77-163	.472	30-95	.316	48-56	.857	16	46	62	2.1	40-1	63	52	4	16	232	7.7	
2019-20	Utah	17-17	513/30.2	67-169	.396	26-89	.292	32-42	.762	3	53	56	3.3	32-0	47	49	3	11	192	11.3	
TOTAL		47-31	1119/23.8	144-332	.434	56-184	.304	80-98	.816	19	99	118	2.5	72-1	110	101	7	27	424	9.0	



#13

BALLSTAEDT
ELI

Freshman
Guard • 6-6 • 190
Heber City, Utah | Wasatch HS

Stat	2019-20 Season High	Career High
Points	12, MISSISSIPPI VALLEY STATE, 11/8/19	Same
Rebounds	3, CENTRAL ARKANSAS, 12/7/19	Same
Assists	2, MISSISSIPPI VALLEY STATE, 11/8/19	Same
Blocks	--	--
Steals	1, 2x, Last at Arizona State, 1/18/20	Same
FGs Made	4, MISSISSIPPI VALLEY STATE, 11/8/19	Same
FGs Attempted	6, at Coastal Carolina, 11/21/19	Same
3FGs Made	4, MISSISSIPPI VALLEY STATE, 11/8/19	Same
3FGs Attempted	6, at Coastal Carolina, 11/21/19	Same
FTs Made	--	--
FTs Attempted	--	--

2019-20 SEASON HIGHLIGHTS

- Scored 12pts on 4-of-5 shooting from downtown in his collegiate debut vs. Mississippi Valley State.
- Made his first appearance in conference play at #25/RV Colorado with 3 points (1-1 3FG)
- Came off the bench late in the first half at #RV/RV Arizona, going 1-1 from 3-point range.

2019-20 GAME-BY-GAME STATISTICS

Opponent	Date	GS	MIN	Total		3-Pointers		Free throws		Rebounds				PF	A	T/O	BLK	STL	PTS	AVG
				FG-FGA	PCT	3FG-3FGA	PCT	FT-FTA	PCT	OFF	DEF	TOT	AVG							
Mississippi Val.	11/08/2019		17:49	4-5	.800	4-5	.800	0-0	.000	0	2	2	2.0	4	2	0	0	0	12	12.0
at Coastal Carolina	11/21/2019		13:18	1-6	.167	1-6	.167	0-0	.000	0	1	1	1.5	0	0	1	0	0	3	7.5
vs Ohio	11/22/2019		04:44	0-1	.000	0-1	.000	0-0	.000	0	0	0	1.0	0	0	0	0	0	0	5.0
UC Davis	11/29/2019		01:16	0-0	.000	0-0	.000	0-0	.000	0	0	0	0.8	0	0	0	0	0	0	3.8
Central Ark.	12/07/2019		13:27	0-2	.000	0-1	.000	0-0	.000	0	3	3	1.2	1	1	1	0	1	0	3.0
vs Weber St.	12/14/2019		03:53	0-2	.000	0-2	.000	0-0	.000	0	0	0	1.0	1	0	0	0	0	0	2.5
vs San Diego St.	12/21/2019		03:33	0-2	.000	0-2	.000	0-0	.000	0	0	0	0.9	0	0	0	0	0	0	2.1
at Colorado	01/12/2020		04:54	1-1	1.000	1-1	1.000	0-0	.000	0	0	0	0.8	0	0	0	0	0	3	2.3
at Arizona	01/16/2020		06:17	1-1	1.000	1-1	1.000	0-0	.000	0	0	0	0.7	2	0	0	0	0	3	2.3
at Arizona St.	01/18/2020		01:48	0-2	.000	0-1	.000	0-0	.000	2	0	2	0.8	1	1	0	0	1	0	2.1
Totals		0	70:59	7-22	.318	7-20	.350	0-0	.000	2	6	8	0.8	9	4	2	0	2	21	2.1

Player Averages

Games Played	Minutes/ game	Points/ game	FG Pct	3FG Pct	FT Pct	Rebounds/ game	Assists/ game	Turnovers/ game	Assist/Turnover ratio	Steals/ game	Blocks/ game
10	7.1	2.1	31.8	35.0	0.0	0.8	0.4	0.2	2.0	0.2	0.0

BALLSTAEDT'S CAREER STATISTICS

				Field Goals		3-Point		F-Throws		Rebounds				Scoring						
SEASON	TEAM	GP-GS	MIN/AVG	FG-FGA	FG%	3FG-FGA	3FG%	FT-FTA	FT%	OFF	DEF	TOT	AVG	PF-FO	AST	TO	BLK	STL	PTS	AVG
2019-20	Utah	10-0	71/7.1	7-22	.318	7-20	.350	0-0	.000	2	6	8	0.8	9-0	4	2	0	2	21	2.1
TOTAL		10-0	71/7.1	7-22	.318	7-20	.350	0-0	.000	2	6	8	0.8	9-0	4	2	0	2	21	2.1



#14

KING
BROOKS

Sophomore
Guard • 6-3 • 1166
Boise, Idaho | Centennial HS

Stat	2019-20 Season High	Career High
Points	3, MISSISSIPPI VALLEY STATE, 11/8/19	Same
Rebounds	1, MISSISSIPPI VALLEY STATE, 11/8/19	Same
Assists	2, MISSISSIPPI VALLEY STATE, 11/8/19	Same
Blocks	--	--
Steals	--	--
FGs Made	1, MISSISSIPPI VALLEY STATE, 11/8/19	Same
FGs Attempted	4, CENTRAL ARKANSAS, 12/7/19	Same
3FGs Made	1, MISSISSIPPI VALLEY STATE, 11/8/19	Same
3FGs Attempted	2, MISSISSIPPI VALLEY STATE, 11/8/19	Same
FTs Made	--	--
FTs Attempted	--	--

2019-20 SEASON HIGHLIGHTS

• Scored his first bucket of the season with 2asts in the home-opener vs. Mississippi Valley State.

2019-20 GAME-BY-GAME STATISTICS

Opponent	Date	GS	MIN	Total		3-Pointers		Free throws		Rebounds				PF	A	T/O	BLK	STL	PTS	AVG
				FG-FGA	PCT	3FG-3FGA	PCT	FT-FTA	PCT	OFF	DEF	TOT	AVG							
Mississippi Val.	11/08/2019		05:39	1-3	.333	1-2	.500	0-0	.000	0	1	1	1.0	2	2	0	0	0	3	3.0
Central Ark.	12/07/2019		05:02	0-4	.000	0-4	.000	0-0	.000	0	0	0	0.5	1	0	0	0	0	0	1.5
vs San Diego St.	12/21/2019		02:24	0-1	.000	0-1	.000	0-0	.000	0	0	0	0.3	0	0	0	0	0	0	1.0
at Arizona St.	01/18/2020		00:20	0-0	.000	0-0	.000	0-0	.000	0	0	0	0.3	0	0	0	0	0	0	0.8
Totals		0	13:25	1-8	.125	1-7	.143	0-0	.000	0	1	1	0.3	3	2	0	0	0	3	0.8

Player Averages

Games Played	Minutes/ game	Points/ game	FG Pct	3FG Pct	FT Pct	Rebounds/ game	Assists/ game	Turnovers/ game	Assist/Turnover ratio	Steals/ game	Blocks/ game
4	3.4	0.8	12.5	14.3	0.0	0.3	0.5	0.0	2.0	0.0	0.0

KING'S CAREER STATISTICS

				Field Goals		3-Point		F-Throws		Rebounds				Scoring						
SEASON	TEAM	GP-GS	MIN/AVG	FG-FGA	FG%	3FG-FGA	3FG%	FT-FTA	FT%	OFF	DEF	TOT	AVG	PF-FO	AST	T/O	BLK	STL	PTS	AVG
2018-19	Utah	7-0	10/1.4	0-3	.000	0-3	.000	1-2	.500	0	2	2	0.3	1-0	0	0	0	0	1	0.1
2019-20	Utah	4-0	13/3.4	1-8	.125	1-7	.143	0-0	.000	0	1	1	0.3	3-0	2	0	0	0	3	0.8
TOTAL		11-0	23/2.1	1-11	.091	1-10	.100	1-2	.500	0	3	3	0.3	4-0	2	0	0	0	4	0.4



#15 JONES RYLAN

Freshman
Guard • 6-1 • 175
Holladay, Utah | Olympus HS

Stat	2019-20 Season High	Career High
Points	25, BYU, 12/4/19	Same
Rebounds	10, MISSISSIPPI VALLEY STATE, 11/8/19	Same
Assists	11, MISSISSIPPI VALLEY STATE, 11/8/19	Same
Blocks	--	--
Steals	4, MISSISSIPPI VALLEY STATE, 11/8/19	Same
FGs Made	9, BYU, 12/4/19	Same
FGs Attempted	15, BYU, 12/4/19	Same
3FGs Made	4, 2x, Last vs. OREGON STATE, 1/2/20	Same
3FGs Attempted	8, at #RV/RV Arizona, 1/16/20	Same
FTs Made	6, 2x, Last vs. UC DAVIS, 11/29/19	Same
FTs Attempted	7, UC DAVIS, 11/29/19	Same

2019-20 SEASON HIGHLIGHTS

- Made his collegiate debut on the road with 9pts, 5rebs & 5asts for the Utes
- 1-2 Utes with a triple-double vs. MVSU and just the 2nd freshman to do so in Pac-12 basketball history.
- Helped lead Utah past Minnesota at home with 10pts, 6asts, 2rebs & 2stls.
- Season-high 17pts, 4asts & 3rebs in win over Ohio at Myrtle Beach Invitational.
- New season-high with 18pts, 5asts and 2rebs on 4-5 shooting from deep in win over UC Davis.
- Career-high 25pts, 6asts & 3rebs in comeback victory over BYU, including 8pts in overtime.

- Missed Weber State game due to rib injury sustained vs. Central Arkansas.
- Had 12pts & 6asts in upset win over #6 Kentucky, including FT with 15s left that made it a 3-point game.
- Recorded 14pts, 5asts & 3stls in Pac-12 opener against Oregon State at home.

2019-20 GAME-BY-GAME STATISTICS

Opponent	Date	GS	MIN	Total		3-Pointers		Free throws		Rebounds				PF	A	T/O	BLK	STL	PTS	AVG
				FG-FGA	PCT	3FG-3FGA	PCT	FT-FTA	PCT	OFF	DEF	TOT	AVG							
at Nevada	11/05/2019	*	21:47	2-8	.250	1-7	.143	4-4	1.000	1	4	5	5.0	4	5	1	0	0	9	9.0
Mississippi Val.	11/08/2019	*	24:24	4-10	.400	2-5	.400	0-0	.000	0	10	10	7.5	1	11	4	0	4	10	9.5
Minnesota	11/15/2019	*	35:04	3-7	.429	2-4	.500	2-2	1.000	0	2	2	5.7	3	6	5	0	2	10	9.7
at Coastal Carolina	11/21/2019	*	24:29	1-3	.333	1-3	.333	0-0	.000	0	1	1	4.5	2	3	2	0	0	3	8.0
vs Ohio	11/22/2019	*	33:07	4-9	.444	3-5	.600	6-6	1.000	1	2	3	4.2	4	4	1	0	0	17	9.8
vs Tulane	11/24/2019	*	34:47	3-6	.500	3-4	.750	2-3	.667	0	3	3	4.0	2	6	1	0	2	11	10.0
UC Davis	11/29/2019	*	34:08	4-6	.667	4-5	.800	6-7	.857	0	2	2	3.7	0	5	2	0	0	18	11.1
BYU	12/04/2019	*	41:50	9-15	.600	3-7	.429	4-4	1.000	0	3	3	3.6	3	6	3	0	3	25	12.9
Central Ark.	12/07/2019	*	09:04	1-1	1.000	0-0	.000	0-0	.000	0	0	0	3.2	1	1	1	0	0	2	11.7
vs Kentucky	12/18/2019	*	38:04	3-4	.750	3-4	.750	3-5	.600	0	2	2	3.1	4	6	4	0	0	12	11.7
vs San Diego St.	12/21/2019	*	28:50	2-5	.400	1-3	.333	0-0	.000	1	3	4	3.2	0	3	2	0	2	5	11.1
Oregon St.	01/02/2020	*	35:27	4-7	.571	4-7	.571	2-2	1.000	0	2	2	3.1	4	5	2	0	3	14	11.3
Oregon	01/04/2020	*	31:29	2-8	.250	2-7	.286	0-0	.000	0	4	4	3.2	3	4	4	0	0	6	10.9
at Colorado	01/12/2020	*	23:54	2-5	.400	1-1	1.000	1-1	1.000	0	2	2	3.1	4	3	1	0	0	6	10.6
at Arizona	01/16/2020	*	32:01	3-9	.333	3-8	.375	2-2	1.000	0	4	4	3.1	1	5	4	0	1	11	10.6
at Arizona St.	01/18/2020	*	26:53	0-4	.000	0-3	.000	4-6	.667	0	4	4	3.2	3	4	4	0	0	4	10.2
Totals			16 475:18	47-107	.439	33-73	.452	36-42	.857	3	48	51	3.2	39	77	41	0	17	163	10.2

Player Averages

Games Played	Minutes/game	Points/game	FG Pct	3FG Pct	FT Pct	Rebounds/game	Assists/game	Turnovers/game	Assist/Turnover ratio	Steals/game	Blocks/game
16	29.7	10.2	43.9	45.2	85.7	3.2	4.8	2.6	1.9	1.1	0.0

JONES' CAREER STATISTICS

			Field Goals		3-Point		F-Throws		Rebounds				Scoring							
SEASON	TEAM	GP-GS	MIN/AVG	FG-FGA	FG%	3FG-FGA	3FG%	FT-FTA	FT%	OFF	DEF	TOT	AVG	PF-FO	AST	TO	BLK	STL	PTS	AVG
2019-20	Utah	16-16	475/29.7	47-107	.439	33-73	.452	36-42	.857	3	48	51	3.2	39-0	77	41	0	17	163	10.2
TOTAL		16-16	475/29.7	47-107	.439	33-73	.452	36-42	.857	3	48	51	3.2	39-0	77	41	0	17	163	10.2



#20
JANTUNEN
MIKAEL

Freshman
Forward • 6-8 • 218
Helsinki, Finland | Helsinki Basketball Acad.

Stat	2019-20 Season High	Career High
Points	18, BYU, 12/4/19	Same
Rebounds	9, vs. Weber State, 12/14/19	Same
Assists	3, MISSISSIPPI VALLEY STATE, 11/8/19	Same
Blocks	3, UC DAVIS, 11/29/19	Same
Steals	1, 4x, Last at #25/RV Colorado, 1/12/20	Same
FGs Made	5, 2x, CENTRAL ARKANSAS, 12/7/19	Same
FGs Attempted	7, BYU, 12/4/19	Same
3FGs Made	2, #4/6 OREGON, 1/4/20	Same
3FGs Attempted	3, #4/6 OREGON, 1/4/20	Same
FTs Made	8, BYU, 12/4/19	Same
FTs Attempted	8, BYU, 12/4/19	Same

2019-20 SEASON HIGHLIGHTS

- Scored his first collegiate point at Nevada on at the free-throw line (1-2).
- Posted 10pts on 4-5 shooting with 4rebs against Tulane at the Myrtle Beach Invitational.
- Season-high 18pts with 6rebs and went 5-7 from the floor.
- Scored 13pts on 5-5 shooting with 4rebs in win over Central Arkansas at home.
- Nearly had a double-double with 9pts & 9rebs vs. Weber State in Beehive Classic.
- Perfect game from the floor, hitting 3-3 (2-2 3FG) and 2-2 from the line in narrow loss to #4/6 Oregon.

• Went 4-4 from the field for 10pts & 5rebs with 2asts in loss at Arizona State.

2019-20 GAME-BY-GAME STATISTICS

Opponent	Date	GS	MIN	Total		3-Pointers		Free throws		Rebounds				PF	A	T/O	BLK	STL	PTS	AVG
				FG-FGA	PCT	3FG-3FGA	PCT	FT-FTA	PCT	OFF	DEF	TOT	AVG							
at Nevada	11/05/2019		14:33	0-0	.000	0-0	.000	1-2	.500	3	3	6	6.0	4	1	1	0	0	1	1.0
Mississippi Val.	11/08/2019		17:39	3-4	.750	0-1	.000	0-0	.000	1	5	6	6.0	2	3	1	0	0	6	3.5
Minnesota	11/15/2019		19:43	1-2	.500	0-0	.000	0-2	.000	1	3	4	5.3	5	2	1	0	0	2	3.0
at Coastal Carolina	11/21/2019		13:52	1-2	.500	0-1	.000	1-5	.200	4	4	8	6.0	2	0	2	0	0	3	3.0
vs Ohio	11/22/2019		27:50	2-4	.500	0-0	.000	4-4	1.000	2	1	3	5.4	3	1	1	0	0	8	4.0
vs Tulane	11/24/2019		29:38	4-5	.800	0-0	.000	2-2	1.000	1	3	4	5.2	3	0	2	1	0	10	5.0
UC Davis	11/29/2019		20:01	1-1	1.000	0-0	.000	1-2	.500	2	4	6	5.3	4	1	1	3	0	3	4.7
BYU	12/04/2019		31:11	5-7	.714	0-0	.000	8-8	1.000	2	4	6	5.4	4	0	3	0	0	18	6.4
Central Ark.	12/07/2019		14:15	5-5	1.000	1-1	1.000	2-2	1.000	2	2	4	5.2	4	1	0	0	0	13	7.1
vs Weber St.	12/14/2019		21:38	4-5	.800	1-2	.500	0-0	.000	4	5	9	5.6	2	1	1	1	1	9	7.3
vs Kentucky	12/18/2019		23:15	2-5	.400	0-1	.000	0-1	.000	1	2	3	5.4	3	0	2	0	0	4	7.0
vs San Diego St.	12/21/2019		26:17	1-5	.200	0-1	.000	2-2	1.000	1	4	5	5.3	3	2	0	0	1	4	6.8
Oregon St.	01/02/2020		18:29	3-3	1.000	0-0	.000	2-2	1.000	2	3	5	5.3	4	0	0	1	1	8	6.8
Oregon	01/04/2020		22:03	3-3	1.000	2-2	1.000	2-2	1.000	0	2	2	5.1	1	1	0	0	0	10	7.1
at Colorado	01/12/2020		23:41	2-4	.500	0-1	.000	0-0	.000	1	1	2	4.9	1	0	1	0	1	4	6.9
at Arizona	01/16/2020		18:23	2-6	.333	0-1	.000	2-2	1.000	2	2	4	4.8	3	1	0	0	0	6	6.8
at Arizona St.	01/18/2020		27:56	4-4	1.000	0-0	.000	2-2	1.000	2	3	5	4.8	3	2	2	0	0	10	7.0
Totals		0	370:24	43-65	.662	4-11	.364	29-38	.763	31	51	82	4.8	51	16	18	6	4	119	7.0

Player Averages

Games Played	Minutes/game	Points/game	FG Pct	3FG Pct	FT Pct	Rebounds/game	Assists/game	Turnovers/game	Assist/Turnover ratio	Steals/game	Blocks/game
17	21.8	7.0	66.2	36.4	76.3	4.8	0.9	1.1	0.9	0.2	0.4

JANTUNEN'S CAREER STATISTICS

				Field Goals		3-Point		F-Throws		Rebounds									Scoring	
SEASON	TEAM	GP-GS	MIN/AVG	FG-FGA	FG%	3FG-FGA	3FG%	FT-FTA	FT%	OFF	DEF	TOT	AVG	PF-FO	AST	TO	BLK	STL	PTS	AVG
2019-20	Utah	17-0	370/21.8	43-65	.662	4-11	.364	29-38	.763	31	51	82	4.8	51-1	16	18	6	4	119	7.0
TOTAL		17-0	370/21.8	43-65	.662	4-11	.364	29-38	.763	31	51	82	4.8	51-1	16	18	6	4	119	7.0



#21 **BATTIN**
RILEY

Sophomore
Forward • 6-9 • 234
Oak Park, Calif. | Oak Park HS

Stat	2019-20 Season High	Career High
Points	16, at #RV/RV Arizona, 1/16/20	18, at UCLA, 2/9/19
Rebounds	10, vs. Weber State, 12/14/19	Same
Assists	6, MISSISSIPPI VALLEY STATE, 11/8/19	Same
Blocks	1, UC DAVIS, 11/29/19	1, 2x, Last vs. UC Davis, 11/29/19
Steals	1, 4x, Last vs. #4/6 OREGON, 1/4/20	3, at UCLA, 2/9/19
FGs Made	6, 3x, Last at #RV/RV Arizona, 1/16/20	7, at UCLA, 2/9/19
FGs Attempted	11, at #RV/RV Arizona, 1/16/20	10, 3x, Last at UC DAVIS, 11/29/19
3FGs Made	3, 2x, Last at #RV/RV Arizona, 1/16/20	3, 2x, Last vs. UC DAVIS, 11/29/19
3FGs Attempted	7, at #RV/RV Arizona, 1/16/20	6, 2x, Last vs. OREGON, 1/31/19
FTs Made	6, at Coastal Carolina, 11/21/19	Same
FTs Attempted	6, 4x, Last vs. Weber State, 12/14/19	6, 5x, Last vs. Weber State, 12/14/19

2019-20 SEASON HIGHLIGHTS

- Opened the season with 9pts & 6rebs at Nevada.
- Had 15pts, 8rebs & 6asts in home-opener and record-breaking night vs. Mississippi Valley State.
- Scored 13pts with 8rebs in Utah's win over Minnesota 73-69 for first win over B1G team since 2009.
- Recorded 10pts on 3-3 shooting with 7rebs against Ohio at the Myrtle Beach Invitational.
- Tied season-high with 15pts and 6rebs on 6-10 shooting, including 3-5 from deep.
- Posted 14pts on 5-6 shooting with 3stls in comeback victory over BYU at home in OT 102-95.

- Career-high 10rebs to go with 9pts in win over Weber State in Beehive Classic game.
- Took a critical charge late in the game and had 10pts in upset over #6 Kentucky in Las Vegas.
- New season-high 16pts on 6-11 shooting with 3 from deep in loss at #RV/RV Arizona.

2019-20 GAME-BY-GAME STATISTICS

Opponent	Date	GS	MIN	Total		3-Pointers		Free throws		Rebounds				PF	A	T/O	BLK	STL	PTS	AVG
				FG-FGA	PCT	3FG-3FGA	PCT	FT-FTA	PCT	OFF	DEF	TOT	AVG							
at Nevada	11/05/2019	*	29:31	3-9	.333	1-3	.333	2-4	.500	2	4	6	6.0	2	0	0	0	0	9	9.0
Mississippi Val.	11/08/2019	*	22:21	6-8	.750	1-2	.500	2-2	1.000	3	5	8	7.0	0	6	2	0	0	15	12.0
Minnesota	11/15/2019	*	31:32	4-7	.571	2-5	.400	3-6	.500	0	8	8	7.3	1	0	1	0	0	13	12.3
at Coastal Carolina	11/21/2019	*	23:50	0-4	.000	0-2	.000	6-6	1.000	1	2	3	6.3	2	0	3	0	0	6	10.8
vs Ohio	11/22/2019	*	26:03	3-3	1.000	1-1	1.000	3-4	.750	1	6	7	6.4	3	1	2	0	1	10	10.6
vs Tulane	11/24/2019	*	21:18	1-3	.333	1-2	.500	0-0	.000	2	2	4	6.0	1	2	1	0	0	3	9.3
UC Davis	11/29/2019	*	36:13	6-10	.600	3-5	.600	0-0	.000	1	5	6	6.0	1	1	0	1	0	15	10.1
BYU	12/04/2019	*	24:20	5-6	.833	1-2	.500	3-4	.750	0	1	1	5.4	2	0	0	0	3	14	10.6
Central Ark.	12/07/2019	*	23:43	2-5	.400	1-2	.500	5-6	.833	3	2	5	5.3	0	5	2	0	1	10	10.6
vs Weber St.	12/14/2019	*	28:24	2-4	.500	0-2	.000	5-6	.833	2	8	10	5.8	1	2	2	0	0	9	10.4
vs Kentucky	12/18/2019	*	28:53	4-5	.800	2-3	.667	0-0	.000	0	2	2	5.5	4	2	2	0	0	10	10.4
vs San Diego St.	12/21/2019	*	23:03	1-4	.250	0-1	.000	2-2	1.000	1	3	4	5.3	3	0	0	0	0	4	9.8
Oregon St.	01/02/2020	*	30:56	2-8	.250	1-4	.250	3-3	1.000	3	2	5	5.3	1	1	1	0	1	8	9.7
Oregon	01/04/2020	*	33:41	0-5	.000	0-3	.000	2-4	.500	3	5	8	5.5	1	1	0	1	1	2	9.1
at Colorado	01/12/2020	*	24:44	3-7	.429	1-4	.250	1-2	.500	0	1	1	5.2	0	0	1	0	0	8	9.1
at Arizona	01/16/2020	*	28:13	6-11	.545	3-7	.429	1-2	.500	0	4	4	5.1	2	1	0	0	0	16	9.5
at Arizona St.	01/18/2020	*	23:13	2-5	.400	2-4	.500	0-0	.000	1	1	2	4.9	0	1	2	0	0	6	9.3
Totals			17 459:59	50-104	.481	20-52	.385	38-51	.745	23	61	84	4.9	24	23	19	2	7	158	9.3

Player Averages

Games Played	Minutes/game	Points/game	FG Pct	3FG Pct	FT Pct	Rebounds/game	Assists/game	Turnovers/game	Assist/Turnover ratio	Steals/game	Blocks/game
17	27.1	9.3	48.1	38.5	74.5	4.9	1.4	1.1	1.2	0.4	0.1

BATTIN'S CAREER STATISTICS

				Field Goals		3-Point		F-Throws		Rebounds										Scoring	
SEASON	TEAM	GP-GS	MIN/AVG	FG-FGA	FG%	3FG-FGA	3FG%	FT-FTA	FT%	OFF	DEF	TOT	AVG	PF-FO	AST	TO	BLK	STL	PTS	AVG	
2018-19	Utah	31-21	629/20.3	73-151	.483	27-75	.360	24-35	.686	24	81	105	3.4	49-0	36	28	1	7	197	6.4	
2019-20	Utah	17-17	460/27.1	50-104	.481	20-52	.385	38-51	.745	23	61	84	4.9	24-0	23	19	2	7	158	9.3	
TOTAL		48-38	1089/22.7	123-255	.482	47-127	.370	62-86	.721	47	142	189	3.9	73-0	59	47	3	14	355	7.4	



#25 **PLUMMER**
ALFONSO

Junior
Guard • 6-1 • 175
Fajardo, PR | Arizona Western College

Stat	2019-20 Season High	Career High
Points	18, CENTRAL ARKANSAS, 12/7/19	Same
Rebounds	2, 4x, Last at #RV/RV Arizona, 1/16/20	Same
Assists	2, 3x, Last at #25/RV Colorado, 1/12/20	Same
Blocks	--	--
Steals	1, 3x, Last at #25/RV Colorado, 1/12/20	Same
FGs Made	7, CENTRAL ARKANSAS, 12/7/19	Same
FGs Attempted	13, MISSISSIPPI VALLEY STATE, 11/8/19	Same
3FGs Made	5, MISSISSIPPI VALLEY STATE, 11/8/19	Same
3FGs Attempted	11, MISSISSIPPI VALLEY STATE, 11/8/19	Same
FTs Made	3, at #RV/RV Arizona, 1/16/20	Same
FTs Attempted	3, 2x, Last at Arizona State, 1/18/20	Same

2019-20 SEASON HIGHLIGHTS

- Made his Division I debut with 4pts in a win at Nevada.
- Dropped 17pts on 5-11 shooting in record-breaking night for Utah vs. Mississippi Valley State.
- Season-high 18pts on 4-9 shooting from 3 at home against Central Arkansas.
- Posted 9pts on 2-3 shooting from deep in 3:08 of action off the bench at #RV/RV Arizona.

2019-20 GAME-BY-GAME STATISTICS

Opponent	Date	GS	MIN	Total		3-Pointers		Free throws		Rebounds				PF	A	T/O	BLK	STL	PTS	AVG
				FG-FGA	PCT	3FG-3FGA	PCT	FT-FTA	PCT	OFF	DEF	TOT	AVG							
at Nevada	11/05/2019		13:16	2-4	.500	0-2	.000	0-0	.000	0	0	0	0.0	0	0	1	0	1	4	4.0
Mississippi Val.	11/08/2019		14:27	6-13	.462	5-11	.455	0-0	.000	0	1	1	0.5	2	2	0	0	0	17	10.5
at Coastal Carolina	11/21/2019		16:15	2-7	.286	1-5	.200	0-0	.000	0	1	1	0.7	0	0	1	0	0	5	8.7
vs Tulane	11/24/2019		03:60	0-2	.000	0-2	.000	0-0	.000	1	1	2	1.0	0	0	0	0	0	0	6.5
UC Davis	11/29/2019		03:06	0-1	.000	0-1	.000	0-0	.000	0	0	0	0.8	0	0	1	0	0	0	5.2
BYU	12/04/2019		10:41	1-4	.250	0-3	.000	0-0	.000	0	2	2	1.0	0	0	0	0	1	2	4.7
Central Ark.	12/07/2019		19:19	7-12	.583	4-9	.444	0-0	.000	1	1	2	1.1	2	0	0	0	1	18	6.6
vs Weber St.	12/14/2019		16:42	1-5	.200	1-5	.200	0-0	.000	0	0	0	1.0	2	2	0	0	0	3	6.1
vs San Diego St.	12/21/2019		14:50	2-4	.500	1-1	1.000	0-0	.000	0	1	1	1.0	1	0	1	0	0	5	6.0
Oregon	01/04/2020		00:09	0-0	.000	0-0	.000	0-0	.000	0	0	0	0.9	0	0	0	0	0	0	5.4
at Colorado	01/12/2020		11:35	1-3	.333	1-2	.500	0-0	.000	1	0	1	0.9	0	2	1	0	1	3	5.2
at Arizona	01/16/2020		03:08	2-3	.667	2-3	.667	3-3	1.000	0	2	2	1.0	0	1	0	0	0	9	5.5
at Arizona St.	01/18/2020		20:03	3-6	.500	1-3	.333	2-3	.667	0	1	1	1.0	0	0	0	0	0	9	5.8
Totals		0	147:31	27-64	.422	16-47	.340	5-6	.833	3	10	13	1.0	7	7	5	0	4	75	5.8

Player Averages

Games Played	Minutes/ game	Points/ game	FG Pct	3FG Pct	FT Pct	Rebounds/ game	Assists/ game	Turnovers/ game	Assist/Turnover ratio	Steals/ game	Blocks/ game
13	11.3	5.8	42.2	34.0	83.3	1.0	0.5	0.4	1.4	0.3	0.0

PLUMMER'S CAREER STATISTICS

			Field Goals		3-Point		F-Throws		Rebounds				Scoring							
SEASON	TEAM	GP-GS	MIN/AVG	FG-FGA	FG%	3FG-FGA	3FG%	FT-FTA	FT%	OFF	DEF	TOT	AVG	PF-FO	AST	T/O	BLK	STL	PTS	AVG
2019-20	Utah	13-0	148/11.3	27-64	.422	16-47	.340	5-6	.833	3	10	13	1.0	7-0	7	5	0	4	75	5.8
TOTAL		13-0	148/11.3	27-64	.422	16-47	.340	5-6	.833	3	10	13	1.0	7-0	7	5	0	4	75	5.8



#30

WENZEL
BRENDAN

Freshman
Guard • 6-6 • 200
San Antonio, Texas | O'Connor HS

Stat	2019-20 Season High	Career High
Points	--	--
Rebounds	--	--
Assists	--	--
Blocks	--	--
Steals	--	--
FGs Made	--	--
FGs Attempted	--	--
3FGs Made	--	--
3FGs Attempted	--	--
FTs Made	--	--
FTs Attempted	--	--

2019-20 SEASON HIGHLIGHTS

• Redshirting 2019-20 season.

2019-20 GAME-BY-GAME STATISTICS

WENZEL'S CAREER STATISTICS



#32 **THIOUNE LAHAT**

Redshirt Freshman
Center • 6-10 • 1218
Dakar, Senegal | Florida Prep

Stat	2019-20 Season High	Career High
Points	7, UC DAVIS, 11/29/19	Same
Rebounds	6, MISSISSIPPI VALLEY STATE, 11/8/19	Same
Assists	1, vs. Ohio, 11/22/19	Same
Blocks	2, 3x, Last vs. #4/6 OREGON, 1/4/20	Same
Steals	1, 2x, Last at Coastal Carolina, 11/21/19	Same
FGs Made	3, UC DAVIS, 11/29/19	Same
FGs Attempted	3, UC DAVIS, 11/29/19	Same
3FGs Made	--	--
3FGs Attempted	--	--
FTs Made	2, 2x, Last vs. OREGON STATE, 1/2/20	Same
FTs Attempted	2, 8x, Last vs. OREGON STATE, 1/2/20	Same

2019-20 SEASON HIGHLIGHTS

- Played a critical role defensively down the stretch in his collegiate debut vs. Nevada with 2blks & 4rebs.
- Made his first-career start against UC Davis, finishing with 7pts and 2rebs on 3-3 shooting.
- Played a season-high 22:44 minutes in upset win over #6 Kentucky.

2019-20 GAME-BY-GAME STATISTICS

Opponent	Date	GS	MIN	Total FG-FGA	PCT	3-Pointers 3FG-3FGA	PCT	Free throws FT-FTA	PCT	Rebounds OFF DEF TOT AVG	PF	A	T/O	BLK	STL	PTS	AVG
at Nevada	11/05/2019		13:59	0-1	.000	0-0	.000	1-2	.500	1 3 4 4.0	1	0	2	2	1	1	1.0
Mississippi Val.	11/08/2019		12:39	1-2	.500	0-0	.000	0-0	.000	1 5 6 5.0	0	0	0	2	0	2	1.5
Minnesota	11/15/2019		09:19	1-1	1.000	0-0	.000	1-2	.500	1 2 3 4.3	1	0	1	0	0	3	2.0
at Coastal Carolina	11/21/2019		13:45	0-0	.000	0-0	.000	1-2	.500	3 2 5 4.5	3	0	1	0	1	1	1.8
vs Ohio	11/22/2019		04:47	0-0	.000	0-0	.000	0-0	.000	0 0 0 3.6	1	1	0	0	0	0	1.4
vs Tulane	11/24/2019		02:44	0-0	.000	0-0	.000	0-0	.000	0 0 0 3.0	0	0	1	0	0	0	1.2
UC Davis	11/29/2019	*	18:38	3-3	1.000	0-0	.000	1-2	.500	1 1 2 2.9	3	0	2	0	0	7	2.0
BYU	12/04/2019		14:57	2-2	1.000	0-0	.000	0-2	.000	2 3 5 3.1	1	0	1	0	0	4	2.3
Central Ark.	12/07/2019		09:09	0-1	.000	0-0	.000	1-2	.500	0 3 3 3.1	1	0	0	0	0	1	2.1
vs Kentucky	12/18/2019		22:44	1-1	1.000	0-0	.000	2-2	1.000	2 3 5 3.3	2	0	0	1	1	4	2.3
vs San Diego St.	12/21/2019		12:20	1-1	1.000	0-0	.000	0-0	.000	1 1 2 3.2	4	0	1	0	0	2	2.3
Oregon St.	01/02/2020		08:56	0-0	.000	0-0	.000	2-2	1.000	0 0 0 2.9	1	0	0	0	0	2	2.3
Oregon	01/04/2020		08:10	0-1	.000	0-0	.000	0-0	.000	0 2 2 2.8	0	0	0	2	0	0	2.1
at Colorado	01/12/2020	*	10:00	1-1	1.000	0-0	.000	0-0	.000	2 1 3 2.9	3	0	1	0	0	2	2.1
at Arizona	01/16/2020		06:52	2-2	1.000	0-0	.000	0-0	.000	2 1 3 2.9	0	0	0	1	0	4	2.2
at Arizona St.	01/18/2020		03:45	0-0	.000	0-0	.000	0-0	.000	0 1 1 2.8	0	0	0	0	0	0	2.1
Totals		2	172:44	12-16	.750	0-0	.000	9-16	.563	16 28 44 2.8	21	1	10	8	3	33	2.1

Player Averages

Games Played	Minutes/game	Points/game	FG Pct	3FG Pct	FT Pct	Rebounds/game	Assists/game	Turnovers/game	Assist/Turnover ratio	Steals/game	Blocks/game
16	10.8	2.1	75.0	0.0	56.3	2.8	0.1	0.6	0.1	0.2	0.5

THIOUNE'S CAREER STATISTICS

				Field Goals		3-Point		F-Throws		Rebounds									Scoring	
SEASON	TEAM	GP-GS	MIN/AVG	FG-FGA	FG%	3FG-FGA	3FG%	FT-FTA	FT%	OFF	DEF	TOT	AVG	PF-FO	AST	TO	BLK	STL	PTS	AVG
2019-20	Utah	16-2	173/10.8	12-16	.750	0-0	.000	9-16	.563	16	28	44	2.8	21-0	1	10	8	3	33	2.1
TOTAL		16-2	173/10.8	12-16	.750	0-0	.000	9-16	.563	16	28	44	2.8	21-0	1	10	8	3	33	2.1



#30
**CARLSON
BRANDEN**

Freshman
Center • 7-0 • 218
South Jordan, Utah | Bingham HS

Stat	2019-20 Season High	Career High
Points	14, 2x, Last vs. Tulane, 11/24/19	Same
Rebounds	10, at Nevada, 11/5/19	Same
Assists	3, at Coastal Carolina, 11/21/19	Same
Blocks	3, MINNESOTA, 11/15/19	Same
Steals	1, 4x, Last vs. #4/6 OREGON, 1/4/20	Same
FGs Made	7, 2x, Last vs. Tulane, 11/24/19	Same
FGs Attempted	11, vs. Tulane, 11/24/19	Same
3FGs Made	0, 3x, Last vs. Ohio, 11/22/19	Same
3FGs Attempted	1, 3x, Last vs. Ohio, 11/22/19	Same
FTs Made	4, at Nevada, 11/5/19	Same
FTs Attempted	6, vs. Weber State, 12/14/19	Same

2019-20 SEASON HIGHLIGHTS

- Started in his collegiate debut with 8pts & 9rebs in a win on the road at Nevada.
- 1-9 Ute players with double-digit points (14) in record-breaking night vs. Mississippi Valley State.
- Tied season-high with 14pts and 5rebs vs. Tulane at the Myrtle Beach Invitational.

2019-20 GAME-BY-GAME STATISTICS

Opponent	Date	GS	MIN	Total		3-Pointers		Free throws		Rebounds				PF	A	T/O	BLK	STL	PTS	AVG
				FG-FGA	PCT	3FG-3FGA	PCT	FT-FTA	PCT	OFF	DEF	TOT	AVG							
at Nevada	11/05/2019	*	24:01	2-3	.667	0-0	.000	4-4	1.000	1	9	10	10.0	2	0	1	0	1	8	8.0
Mississippi Val.	11/08/2019	*	14:44	7-10	.700	0-1	.000	0-0	.000	3	3	6	8.0	1	0	1	0	1	14	11.0
Minnesota	11/15/2019	*	20:22	2-4	.500	0-1	.000	0-0	.000	2	3	5	7.0	4	1	0	3	0	4	8.7
at Coastal Carolina	11/21/2019	*	21:48	4-4	1.000	0-0	.000	0-1	.000	1	0	1	5.5	2	3	0	1	0	8	8.5
vs Ohio	11/22/2019	*	21:20	1-5	.200	0-1	.000	0-0	.000	1	3	4	5.2	1	1	2	1	0	2	7.2
vs Tulane	11/24/2019	*	28:28	7-11	.636	0-0	.000	0-0	.000	1	4	5	5.2	0	1	2	1	1	14	8.3
BYU	12/04/2019	*	09:53	1-1	1.000	0-0	.000	0-0	.000	0	1	1	4.6	3	1	2	1	0	2	7.4
Central Ark.	12/07/2019	*	13:10	3-4	.750	0-0	.000	0-0	.000	1	2	3	4.4	1	0	1	0	1	6	7.3
vs Weber St.	12/14/2019	*	29:58	3-10	.300	0-0	.000	3-6	.500	4	4	8	4.8	1	1	2	2	0	9	7.4
vs Kentucky	12/18/2019	*	05:24	0-0	.000	0-0	.000	0-0	.000	0	0	0	4.3	3	1	0	0	1	0	6.7
vs San Diego St.	12/21/2019	*	13:21	0-0	.000	0-0	.000	0-0	.000	0	0	0	3.9	1	0	2	0	0	0	6.1
Oregon St.	01/02/2020	*	14:26	2-5	.400	0-0	.000	0-0	.000	2	2	4	3.9	3	0	2	1	0	4	5.9
Oregon	01/04/2020	*	14:26	0-1	.000	0-0	.000	0-0	.000	2	0	2	3.8	1	0	1	0	1	0	5.5
at Colorado	01/12/2020		10:32	1-2	.500	0-0	.000	0-0	.000	0	1	1	3.6	2	0	1	2	0	2	5.2
at Arizona	01/16/2020	*	14:24	1-1	1.000	0-0	.000	1-2	.500	0	2	2	3.5	1	0	2	0	0	3	5.1
at Arizona St.	01/18/2020	*	21:30	3-5	.600	0-1	.000	1-1	1.000	2	2	4	3.5	2	1	1	2	0	7	5.2
Totals		15	277:47	37-66	.561	0-4	.000	9-14	.643	20	36	56	3.5	28	10	20	14	6	83	5.2

Player Averages

Games Played	Minutes/ game	Points/ game	FG Pct	3FG Pct	FT Pct	Rebounds/ game	Assists/ game	Turnovers/ game	Assist/Turnover ratio	Steals/ game	Blocks/ game
16	17.4	5.2	56.1	0.0	64.3	3.5	0.6	1.3	0.5	0.4	0.9

CARLSON'S CAREER STATISTICS

				Field Goals		3-Point		F-Throws		Rebounds									Scoring	
SEASON	TEAM	GP-GS	MIN/AVG	FG-FGA	FG%	3FG-FGA	3FG%	FT-FTA	FT%	OFF	DEF	TOT	AVG	PF-FO	AST	TO	BLK	STL	PTS	AVG
2019-20	Utah	16-15	278/17.4	37-66	.561	0-4	.000	9-14	.643	20	36	56	3.5	28-0	10	20	14	6	83	5.2
TOTAL		16-15	278/17.4	37-66	.561	0-4	.000	9-14	.643	20	36	56	3.5	28-0	10	20	14	6	83	5.2



#40
REINGER
MARC

Senior
Forward • 6-9 • 229
Monument, Colo. | Regis Jesuit

Stat	2019-20 Season High	Career High
Points	4, at #25/RV Colorado, 1/12/20	Same
Rebounds	4, at #25/RV Colorado, 1/12/20	Same
Assists	--	--
Blocks	--	1, 2x, Last vs. FLORIDA A&M, 12/17/18
Steals	--	--
FGs Made	1, at #25/RV Colorado, 1/12/20	1, ex, Last at #25/RV Colorado, 1/12/20
FGs Attempted	3, at #25/RV Colorado, 1/12/20	1, 6x, Last vs. NORTHERN ARIZONA, 12/21/18
3FGs Made	1, at #25/RV Colorado, 1/12/20	Same
3FGs Attempted	1, at #25/RV Colorado, 1/12/20	Same
FTs Made	2, at #RV/RV Arizona, 1/16/20	Same
FTs Attempted	3, 2x, at #RV/RV Arizona, 1/16/20	Same

2019-20 SEASON HIGHLIGHTS

- Will suit up for the first time this season in Pac-12 opener after sitting out with a foot injury.
- Made his first appearance in 2019-20 at #25/RV Colorado, scoring 4pts with 4rebs - both career highs.

2019-20 GAME-BY-GAME STATISTICS

Opponent	Date	GS	MIN	Total		3-Pointers		Free throws		Rebounds				PF	A	T/O	BLK	STL	PTS	AVG
				FG-FGA	PCT	3FG-3FGA	PCT	FT-FTA	PCT	OFF	DEF	TOT	AVG							
at Colorado	01/12/2020		11:03	1-3	.333	1-1	1.000	1-3	.333	3	1	4	4.0	0	0	1	0	0	4	4.0
at Arizona	01/16/2020		05:21	0-0	.000	0-0	.000	2-3	.667	0	0	0	2.0	0	0	0	0	0	2	3.0
at Arizona St.	01/18/2020		01:48	0-0	.000	0-0	.000	0-0	.000	0	0	0	1.3	0	0	0	0	0	0	2.0
Totals		0	18:12	1-3	.333	1-1	1.000	3-6	.500	3	1	4	1.3	0	0	1	0	0	6	2.0

Player Averages

Games Played	Minutes/ game	Points/ game	FG Pct	3FG Pct	FT Pct	Rebounds/ game	Assists/ game	Turnovers/ game	Assist/Turnover ratio	Steals/ game	Blocks/ game
3	6.1	2.0	33.3	100.0	50.0	1.3	0.0	0.3	0.0	0.0	0.0

REINGER'S CAREER STATISTICS

				Field Goals		3-Point		F-Throws		Rebounds				Scoring						
SEASON	TEAM	GP-GS	MIN/AVG	FG-FGA	FG%	3FG-FGA	3FG%	FT-FTA	FT%	OFF	DEF	TOT	AVG	PF-FO	AST	T/O	BLK	STL	PTS	AVG
2016-17	Utah	11-0	32/2.9	2-4	.500	0-0	.000	0-0	.000	3	1	4	0.4	3-0	0	4	1	0	4	0.4
2017-18	Utah	5-0	13/2.6	0-1	.000	0-0	.000	0-0	.000	0	2	2	0.4	2-0	0	0	0	0	0	0.0
2018-19	Utah	7-0	12/1.7	0-1	.000	0-0	.000	1-2	.500	0	1	1	0.1	0-0	0	1	1	0	1	0.1
2019-20	Utah	3-0	18/6.1	1-3	.333	1-1	1.000	3-6	.500	3	1	4	1.3	0-0	0	1	0	0	6	2.0
TOTAL		26-0	75/2.9	3-9	.333	1-1	1.000	4-8	.500	6	5	11	0.4	5-0	0	6	2	0	11	0.4



#45 **MECUM**
HUNTER

Freshman
Forward • 6-7 • 229
Lakewood, Calif. | Mayfair HS

Stat	2019-20 Season High	Career High
Points	--	--
Rebounds	--	--
Assists	--	--
Blocks	--	--
Steals	--	--
FGs Made	--	--
FGs Attempted	--	--
3FGs Made	--	--
3FGs Attempted	--	--
FTs Made	--	--
FTs Attempted	--	--

2019-20 SEASON HIGHLIGHTS

• Will redshirt 2019-20 season.


2019-20 GAME-BY-GAME STATISTICS

MECUM'S CAREER STATISTICS

2019-20 UTAH MEN'S BASKETBALL TV/RADIO ROSTER



0 | LUC KRYSWKOWIAK
6-4 | 188 | G | FR.
SALT LAKE CITY, UTAH
BRIGHTON HS



1 | TIMMY ALLEN
6-6 | 204 | F | SO.
MESA, ARIZ.
RED MOUNTAIN HS



2 | MATT VAN KOMEN
7-4 | 240 | C | FR.
PLEASANT GROVE, UTAH
PLEASANT GROVE HS



5 | JAXON BRECHLEY
6-5 | 190 | G | FR.
PROVIDENCE, UTAH
RIDGELINE HS



10 | BRANDON HADDOCK
6-1 | 168 | G | FR.
SOUTH LAKE, TEXAS
CARROLL HS



11 | BOTH GACH
6-6 | 183 | G | SO.
AUSTIN, MINN.
ARIZONA COMPASS PREP



13 | ELI BALLSTAEDT
6-5 | 190 | G | FR.
HEBER CITY, UTAH
WASATCH HS



14 | BROOKS KING
6-3 | 166 | G | SO.
BOISE, IDAHO
CENTENNIAL HS



15 | RYLAN JONES
6-1 | 175 | G | FR.
HOLLADAY, UTAH
OLYMPUS HS



20 | MIKAEL JANTUNEN
6-9 | 218 | F | FR.
HELSINKI, FINLAND
HELSINKI BASKETBALL ACADEMY



21 | RILEY BATTIN
6-9 | 234 | F | SO.
OAK PARK, CALIF.
OAK PARK HS



22 | ALFONSO PLUMMER
6-1 | 175 | G | JR.
FAJARDO, PUERTO RICO
ARIZONA WESTERN COLLEGE



30 | BRENDAN WENZEL
6-6 | 200 | G | FR.
SAN ANTONIO, TEXAS
O'CONNOR HS



32 | LAHAT THIOUNE
6-10 | 218 | C | RS-FR.
DAKAR, SENEGAL
FLORIDA PREP



35 | BRANDEN CARLSON
7-0 | 218 | C | FR.
SOUTH JORDAN, UTAH
BINGHAM HS



40 | MARC REININGER
6-9 | 229 | F | SR.
MONUMENT, COLO.
REGIS JESUIT HS



45 | HUNTER MECUM
6-7 | 243 | F | FR.
LAKEWOOD, CALIF.
MAYFAIR HS



LARRY KRYSWKOWIAK
HEAD COACH
9TH SEASON



TOMMY CONNOR
ASSOCIATE HEAD COACH
9TH/13TH SEASON



HENRY MARTINEZ
ASSISTANT COACH
1ST SEASON



ANDY HILL
ASSISTANT COACH
9TH SEASON



CHRIS JONES
DIRECTOR OF OPERATIONS
4TH SEASON



SCOTT McBYRNE
VIDEO COORDINATOR
9TH SEASON