



UTAH

VOLLEYBALL

MATCH NOTES

VOLLEYBALL CONTACT: Joseph Feldman | jfeldman@huntsman.utah.edu | 801.231.1329

2018 SCHEDULE & RESULTS

DATE OPPONENT TVTIME/RESULT

UTAH VOLLEYBALL CLASSIC | Salt Lake City

A 24	UC Irvine	W, 3-0
A 25	Saint Mary's	L, 2-3
A 25	Denver	W, 3-2

MONTANA VOLLEYBALL CLASSIC | Missoula

A 31	at Montana	W, 3-0
A 31	vs. Gonzaga	W, 3-0
S 1	vs. Iowa State	W, 3-0

VILLANOVA VOLLEYBALL INVITATIONAL | Philly

S 7	at Villanova	L, 2-3
S 8	vs. Temple	W, 3-2
S 8	vs. High Point	W, 3-1

S 13	at #1 BYU	BYUTV	L, 0-3
------	-----------	-------	--------

S 14	Utah Valley	W, 3-1
------	-------------	--------

S 19	* at Colorado	P12N	L, 2-3
------	---------------	------	--------

S 21	*#17 UCLA	P12N	L, 1-3
------	-----------	------	--------

S 28	*at #22 Washington State	P12N	L, 2-3
------	--------------------------	------	--------

S 30	* at #13 Washington	P12N	W, 3-1
------	---------------------	------	--------

O 5	*#2 Stanford	P12N	L, 1-3
-----	--------------	------	--------

O 7	*California	P12N	L, 2-3
-----	-------------	------	--------

O 11	*Oregon State	W, 3-2
------	---------------	--------

O 14	*#14 Oregon	P12N	W, 3-1
------	-------------	------	--------

O 19	*at Arizona State	P12N	W, 3-0
------	-------------------	------	--------

O 21	* at #25 Arizona	P12N	L, 1-3
------	------------------	------	--------

O 24	*Washington State	P12N	L, 0-3
------	-------------------	------	--------

O 26	*Washington	p12N	W, 3-0
------	-------------	------	--------

N 2	* at California	L, 1-3
-----	-----------------	--------

N 4	* at Stanford	P12N	L, 0-3
-----	---------------	------	--------

N 9	*Arizona	W, 3-2
-----	----------	--------

N 11	* Arizona State	W, 3-0
------	-----------------	--------

N 14	*at Oregon	P12N	L, 0-3
------	------------	------	--------

N 16	*at Oregon State	P12N	W, 3-2
------	------------------	------	--------

N 21	* at USC	W, 3-0
------	----------	--------

N 23	* Colorado	P12N	W, 3-1
------	------------	------	--------

N 30	Denver^	W, 3-0
------	---------	--------

D 1	BYU^	L, 0-3
-----	------	--------

Home Matches in BOLD | All Times are local to site

* Pac-12 Conference Match

^NCAA Tournament

SEASON RECAP

2018 UTAH UTES VOLLEYBALL END-OF-SEASON RECAP



UTAH UTES



Record (Pac-12)	19-14 (10-10 / T6)
Home Record	9-5
Road Record (Neutral)	5-9 (5-0)
Final AVCA Ranking/RPI	RV / 31
Head Coach (Years)	Beth Launiere (29)
Utah Record	564-360
Overall Record	564-360

2018 FINAL TEAM STATISTICS

TEAM STATISTICS

ATTACK

	UTAH	OPP
Kills	1758	1698
Errors	666	667
Total Attacks	4528	4563
Attack Pct	.241	.226
Kills/Set	13.7	13.3

SET

Assists	1652	1593
Assists/Set	12.9	12.4

SERVE

Aces	185	136
Errors	216	219
Serve Pct	.925	.921
Aces/Set	1.4	1.1

SERVE RECEPTIONS

Errors	136	185
Errors/Set	1.1	1.4
Attempts	2541	2650
Reception Pct	.946	.930

DEFENSE

Digs	1882	1894
Digs/Set	14.7	14.8

BLOCKING

Block Solo	43	46
Block Assist	492	440
Total Blocks	289.0	266.0
Blocks/Set	2.3	2.1
Block Errors	56	52
Ball handling errors	22	25

ATTENDANCE

Total	36929	24733
Dates/Avg Per Date	14/2638	14/1767
Neutral site #/Avg	5/55	-
Current win streak	0	-
Home win streak	4	-

MATCH WINS BY #SETS

	1	2	3	4	5	Total
Utah	0	0	9	5	5	19
Opponents	0	0	5	4	5	14

SETS WON BY SET

Utah	19	20	20	7	5	71
Opponents	14	13	13	12	5	57

POINTS BY SET

Utah	769	767	783	417	135	2871
Opponents	742	742	690	446	134	2756

QUICK FACTS

UNIVERSITY OF UTAH INFORMATION

Location	Salt Lake City, Utah
Elevation	4,657 ft.
Founded	1850
Enrollment	3,760
Nickname	Utes
Colors	Crimson & White
Mascot	Swoop (Red-Tailed Hawk)
Conference	Pac-12
President	Ruth V. Watkins
Athletics Director	Mark Harlan
Associate AD/SWA	Nona Richardson

VOLLEYBALL HISTORY

First Year of Volleyball	1975
All-Time Record	777-628 (.553)
All-Time Conference Record	332-287 (.536)
All-Time Pac-12 Record	57-85 (.401)
NCAA Tournament Appearances	14 (1998-2006, 2008, 2013-14, 2016, 2017)
Sweet Sixteen Appearances	3 (2001, 2008, 2017)

COACHING STAFF INFORMATION

Head Coach	Beth Launiere (Aquinas, '85)
Utah Record	545-346 (.611), 28 Years
Career Record	Same
Conference Record	251-195 (.562)
Office Phone	801.581.6843
Email	blauniere@huntsman.utah.edu
Associate Head Coach	Malia Shoji (UC San Diego, '09)
Office Phone	801.585.3217
Email	mshoji@huntsman.utah.edu
Assistant Coach	Dan Corotan (BYU, '14)
Office Phone	801.585.6544
Email	dcorotan@huntsman.utah.edu
Volunteer Assistant Coach	Collin Cohen
Director of Operations / Technical Coordinator	Tyler Legerski
Director of Alumni & Community Relations	Kate Holdeman
Athletic Trainer	Lindsay Adams

ARENA INFORMATION

Arena	Jon M. Huntsman Center / Crimson Court
Capacity	15,000 / 1,500

2017 TEAM INFORMATION

2017 Overall Record	24-10
2017 Pac-12 Record (Finish)	13-7 (4th)
2016 Postseason	NCAA, Sweet 16
Final AVCA Ranking	No. 11







MEDIA INFORMATION

Associate AD/Athletic Communications	Liz Abel
Assistant Director/Volleyball Contact	Joseph Feldman
Office Phone	801.585.1295
Cell Phone	801.231.1329
Email	jfeldman@huntsman.utah.edu
Fax	801.581.4358
Mailing Address	1825 E. South Campus Dr. Salt Lake City, UT 84112

2018 OUTLOOK

Letterwinners Returning/Lost	7/6
Starters Returning/Lost	4 + Libero/3
Newcomers	5 (3 High School, 2 Transfer)

UTAH VOLLEYBALL STATISTICAL LEADERS

KILLS	HITTING PCT.	ASSISTS	ACES	DIGS	TOTAL BLOCKS
					
Dani Drews 522 Kills	Lauren Sproule .315 Pct.	Bailey Choy 1096 Assists	Bailey Choy 48 Service Aces	Bri Doehrmann 487 Digs	Phoebe Grace 117 Blocks

FIVE THINGS TO KNOW

- » Utah finished the season going for 19-14 and making it to the second round of the NCAA Tournament.
- » The Utes closed the regular season hot by winning five of their last six games and then topped Denver in the first round of the NCAA Tournament. It was the fourth time in five NCAA Tournaments that Utah advanced past the first round.
- » Utah's Dani Drews and Kenzie Koerber were named AVCA All-Americans after having great sophomore seasons. Drews became the second sophomore in program history to be named Second Team All-American and Koerber earned honorable mention honors.
- » Drews became the second player in the rally-scoring era to eclipse 500 kills in a season. She finished with 522 after finishing the season on fire. In the final week of the season, Drews broke the three-set record with 22 kills against USC and then had 30 kills in four sets against Colorado.
- » Utah's fans were great all season helping them to a 9-5 record in the Huntsman Center. The Utes finished 12th in the country and first in the Pac-12 averaging 2,638 fans per game.

NCAA TOURNAMENT

Utah made its 15th appearance in the NCAA tournament in 2018.

After sweeping Denver in the first round, the Utes dropped its second round match against BYU.

It was the second time that Utah was in the Provo Regional and it was the second time that Utah played BYU in the NCAA Tournament.

The Utes have been to at least the second round of the NCAA Tournament in 10 of their 15 appearances.

POST-SEASON AWARDS

Dani Drews and Kenzie Koerber were named AVCA All-Americans after both having great sophomore seasons.

Drews finished the season with 522 kills, 322 digs and had 18 double-doubles on the season. She became just the second Utah player to have over 500 kills in the rally-scoring era. Over the last eight matches, when Utah went 6-2, she averaged 5.10 kills per set hitting .332. The Utes closed the regular season winning five of their last six matches to finish tied for sixth in the Pac-12.

Drews also was named AVCA All-Pacific South Region Team.

Koerber had 264 kills and 108 blocks. She started in all 33 matches for the Utes this season. Koerber had double-digit kills in 12 matches this season and led the team in blocks in nine matches this season.

Along with being Honorable Mention All-American, Koerber also landed on the honorable mention all-region honors.

It was the first time for both players being named All-Americans and All-Region.

ALL-PAC-12 TEAM

Sophomore Dani Drews, sophomore Kenzie Koerber and junior Brianna Doehrmann all were named to the All-Pac-12 Team by the conference office.

Drews made the first team after leading the team with 491 kills in the regular season and was in the top five in the conference in kills and points per set.

Koerber was named Honorable Mention All-Pac-12 Team. She started at right side for the Utes all season and finished third on the team in kills and second on the team in blocks.

Doehrmann also was Honorable Mention All-Pac-12 Team. The libero has 463 digs this season and is ninth in the Pac-12 averaging 3.87 digs per set after the regular season. She finished with 487 digs on the year.

It was the first time all three have been honored on the All-Pac-12 Team.

UTES FINISH TIED SIXTH IN PAC-12

Utah closed out the regular season winning five of six matches to finished 10-10 in the Pac-12.

Through that stretch, Utah got big road wins at Oregon State and at No. 15 USC.

PAC-12 OFFENSIVE PLAYER OF THE WEEK

Dani Drews earned Pac-12 Offensive Player of the Week after breaking two program records and leading Utah to wins over No. 15 USC and Colorado.

Against the Trojans, Drews had 22 kills in three sets and set a new career high hitting .429. She then followed that up with 30 kills against Colorado in four sets.

Both of those kill numbers were program records for three set and four-set matches.

She also had her 17th double-double of the season against Colorado. That is the second most double-doubles this season in the Pac-12.

This is her first Pac-12 weekly award.

RANKED OPPONENTS

Utah earned its fifth victory of the season over a ranked opponent as it defeated No. 15 USC on Wednesday in three sets. The other victories over ranked opponents came against Washington two times, Oregon and Arizona.

Overall, the Utes played 14 teams that were ranked in the AVCA top 25 in 2018.

DREWS PASSES 500

After having 18 kills against Denver, Drews surpassed 500 kills for the season. Only one player in program history during the rally-scoring era has had 500 kills in a season and that was Adora Anae.

She also has been key to Utah's defense having the second most digs on the team with 327.

1,000 CAREER DIGS

Against Washington State, Brianna Doehrmann became the 11th player in program history and 164th player in Pac-12 history that reached the 1,000-career digs mark.

Doehrmann had eight matches this season with at least 20 digs with the latest coming against Oregon State. That is the most 20-dig matches by a Utah player since 2010 when Keisha Fisher had 20 digs in eight matches.

In the season, Doehrmann is ninth in the Pac-12 averaging 3.87 digs per set and stepped that

2018 AVCA TOP-25 POLL (DEC. 17)

NO.	SCHOOL (1ST)	TOTAL POINTS	2018 REC	PREV. RANK
1	Stanford (64)	1600	34-1	1
2	Nebraska	1533	29-7	6
3	Illinois	1463	32-4	3
4	BYU	1408	31-2	4
5	Texas	1285	23-5	5
6	Penn State	1253	26-8	7
7	Minnesota	1187	27-4	2
8	Wisconsin	1162	25-7	8
9	Oregon	1095	23-11	14
10	Kentucky	1026	26-5	10
11	Florida	821	26-7	16
12	Michigan	799	24-10	18
13	Creighton	770	29-5	9
14	Pittsburgh	709	30-2	11
15	Marquette	689	28-7	15
16	Washington State	668	23-10	19
17	Purdue	645	24-9	12
18	Washington	625	20-13	22
19	Tennessee	398	26-6	19
20	San Diego	364	18-13	NR
21	Southern California	335	22-11	17
22	Cal Poly	287	25-3	13
23	Missouri	228	24-8	24
24	Baylor	197	20-9	25
T-25	Arizona	81	22-11	23
T-25	UCF	81	27-4	21

Others receiving votes: Louisville 35; Utah 31; Pepperdine 15; South Carolina 12; Northern Iowa 5; Florida Gulf Coast 2; Loyola Marymount 2

UTES IN THE POLLS

WEEK	DATE	RANK (PTS)
Preseason	Aug. 8	19 (424)
Week 1	Aug. 27	22 (194)
Week 2	Sept. 3	21 (299)
Week 3	Sept. 10	24 (93)
Week 4	Sept. 17	23 (145)
Week 5	Sept. 24	25 (60)
Week 6	Oct. 1	24 (107)
Week 7	Oct. 8	NR
Week 8	Oct. 15	RV
Week 9	Oct. 22	RV
Week 10	Oct. 29	RV
Week 11	Nov. 5	NR
Week 12	Nov. 12	RV
Week 13	Nov. 19	RV
Week 14	Nov. 26	RV
Final	Dec. 17	RV

UTAH'S RPI RANKINGS

DATE	RANK	DATE	RANK
Oct. 1	43	Nov. 5	43
Oct. 8	56	Nov. 12	38
Oct. 15	38	Nov. 19	40
Oct. 22	39	Nov. 26	34
Oct. 29	38	Final	31



OVERALL RPI: No. 31
OVERALL RECORD: 19-14
NON-CONFERENCE RPI: No. 33
NON-CONFERENCE RECORD: 8-3
CONFERENCE RPI: No. 2
CONFERENCE RECORD: 10-10
ROAD RECORD: 5-9

TOUGHEST SCHEDULE: No. 21 (.605)

RECORD VS. RPI RANKED TEAMS

1-25: 4-7
26-50: 5-4
51-100: 4-1
101-150: 1-1
150+: 4-0

KEY WINS (5)

at #13 Washington (Sept. 30)
 vs. #14 Oregon (Oct. 14)
 vs #21 Washington (Oct. 26)
 vs #20 Arizona (Nov. 9)
 at #15 USC (Nov. 21)

LAST 10 (6-4)

at Cal L, 1-3
 at Stanford L, 0-3
 vs #20 Arizona W, 3-2
 vs Arizona State W, 3-0
 at #16 Oregon L, 0-3
 at Oregon State W, 3-2
 at #15 USC W, 3-0
 vs Colorado W, 3-1
 vs Denver w, 3-0
 at BYU L, 0-3

up in conference play averaging 4.05 digs per set.

3,000 ASSISTS

Against Arizona, Bailey Choy became the sixth setter in program history to accumulate over 3,000 career assists.

This season, Choy averaged 8.56 assists per set and finished with 1,096 on the season. Choy eclipsed the 50-assist mark four times in matches this season.

In 2017, she became the first player with over 1,000 assists in a season since the 2010 season and now has done it twice.

YOUTH MOVEMENT

With the injury to Berkeley Oblad, the Utes were forced to go very young on the court. There were five underclassmen starting with Dani Drews, Kenzie Koerber and Megan Yett on the outside and Phoebe Grace and Kennedi Evans in the middle seeing significant playing time.

All five of those players made impacts as well. Drews led the team in kills and was second on the team in digs as well as ranking fifth in the Pac-12 in points per set averaging 4.66.

Grace led the team in blocks and is fifth in the Pac-12 averaging 1.21 blocks per set. Along with Grace, Evans provided a big block as well after having 15.0 against Cal. In conference play, she averaged 1.21 blocks per set making her the fifth best in Pac-12 play.

When Yett has started it's paid dividends for the Utes. She had 13 double-figure kill matches this season as well as nine double-doubles. That is the third most on the team.

Koerber has been a staple on the right side and has gotten better and better as the season has gone on. She led the team in blocks in eight Pac-12 matches and has had eight matches with double-digit kills. Against Oregon State, she had her first double-double of the season finishing with 11 kills and 14 digs. Koerber also had 7.0 blocks in the match.

YETT GETS HER CHANCE

Freshman Megan Yett got her first career start on the road against Washington State.

MISCELLANEOUS STATISTICS (2018 SEASON)

10+ Kills	'15	'16	'17	'18	Car	Streak
B. Oblad	7	7	15	1	31	--
D. Drews	--	--	6	31	37	29
L. Gauta	--	--	1	12	13	--
P. Grace	--	--	--	4	4	--
K. Koerber	--	--	3	11	13	--
M. Yett	--	--	--	14	14	--

10+ Digs	'15	'16	'17	'18	Car	Streak
B. Doehrmann	--	14	20	26	60	--
B. Choy	--	10	14	16	39	--
D. Drews	--	--	--	19	19	--
L. Gauta	--	--	--	6	6	--
M. Yett	--	--	--	9	9	--
Ka'aha'aina-Torres	--	--	--	1	1	--
K. Koerber	--	--	--	2	2	--

20+ Digs	'15	'16	'17	'18	Car	Streak
B. Doehrmann	--	2	3	8	13	--
D. Drews	--	--	--	2	2	--

30+ Digs	'15	'16	'17	Car	Streak
B. Doehrmann	--	--	2	2	--

8+ Blocks	'15	'16	'17	'18	Car	Streak
B. Oblad	--	3	3	--	6	--
D. Drews	--	--	1	--	1	--
K. Koerber	--	--	1	1	2	--
P. Grace	--	--	--	1	1	--

K. Evans	--	--	--	2	2	--
----------	----	----	----	---	---	----

10+ Blocks	'15	'16	'17	'18	Car	Streak
D. Drews	--	--	1	--	1	--
B. Oblad	--	--	1	--	1	--
P. Grace	--	--	--	1	1	--
K. Evans	--	--	--	1	1	--

40+ Assists	'15	'16	'17	'18	Car	Streak
B. Choy	--	5	12	5	24	--

50+ Assists	'15	'16	'17	'18	Car	Streak
B. Choy	--	1	5	4	10	--

Double-Doubles	'15	'16	'17	'18	Car	Streak
B. Choy	--	10	13	18	40	--
D. Drews	--	--	2	18	20	--
B. Oblad	--	--	1	--	1	--
K. Koerber	--	--	1	2	3	--
L. Gauta	--	--	--	6	6	--
M. Yett	--	--	--	9	9	--
Ka'aha'aina-Torres	--	--	--	1	1	--

On the season, she has 13 matches with double-figure kills and has led the team in six of those matches.

Yett is also third on the team with nine double-doubles.

CLOSING IT OUT STRONG

After getting up 2-0 against Arizona State, Utah gave the Sun Devils zero hope in a comeback by racing out to an 18-3 lead in the third and closing things out 25-6.

The six points is the lowest point total that the Utes have held any team since joining the Pac-12 in 2011. Sunday's third set was only the sixth time since 2011 that Utah has held an opponent to single digits in a set.

It was also only the second time that has happened against a Pac-12 team. The other team was against Cal, when the Utes outscored them 25-8.

BLOCK PARTY

The Utes had 21.0 blocks against the Cal Bears in their first matchup. That is the first time the Utes have surpassed 20 blocks since 2013 when Utah did it against Arizona.

Leading the way was Kennedi Evans. She had 15.0 blocks against the Golden Bears, which is the second most in program history and the most ever in a five-set match.

The 15.0 blocks are also tied for the second most in a five-set match across the NCAA this season.

The Utah program record is held by Lori Baird, who had 16.0 in a three-set match against BYU in 2008.

In Pac-12 play, Grace and Evans are both ranked in the top 10 in blocks per set.

DOUBLE-DOUBLES

Drews finished second in the Pac-12 with 17 double-doubles.

Against the Oregon State, she led the team with 24 kills and was second on the team with 18 digs. She was one of four players to have double-doubles against the Beavers.

Choy finished right behind her with 16 double-doubles of her own.

In all, the Utes have had six players that have had a double-double in 2018.

SERVING UP ACES

Utah finished second in the conference in aces per set averaging 1.48.

Choy leads the team with 48 and led the Pac-12 averaging .39 aces per set.

In the Utes match against USC, they had nine against the Trojans. Choy led the way with six of those nine aces.

In Utah's match against Oregon State, Choy had three aces in the beginning of the fifth set to give the Utes the momentum and that propelled them to the five-set victory.

With 48 aces, Choy was only two away from tying the single-season record set by Kelsie Kartchner in 2002 at 50.

GOING THE DISTANCE

Utah played in 10 five-set matches so far this season going 5-5 in those matches. That's the most five-set matches in a season in program history.

In the latest five-set match, Utah took down Oregon State on the road.

NO PLACE LIKE HOME

In 2017, Utah averaged 2,017 fans in its 16 home matches. Throughout the season out of the top-10 crowds in the Huntsman Center ever, six of the 10 came in 2017.

This season, Utah fans haven't slowed down as the Utes finished the season ranked 12th in the country averaging 2,638 fans per match.

That was the highest average in the Pac-12.

FRIENDS OF JACLYN FOUNDATION

Utah added a new teammate last week in Chrissy Turner through the Friends of Jaclyn foundation.

Chrissy was diagnosed with breast cancer when she was eight years old.

She hung around the team at almost every home match of the season and was honored against Washington.

SENIOR LEADER OUT FOR SEASON

Middle blocker Berkeley Oblad had an early season injury and was out for the year after having surgery on her elbow.

The senior had played in six matches.

In 2017, Oblad was named an AVCA honorable mention All-American after finishing with 300 kills and 142 blocks.

She was named to the Pac-12 Preseason All-Conference team for her highly successful 2017 season.

UTES IN THE RPI

Utah finished the season ranked 31st in the RPI.

After defeating Denver in the first round of the tournament, Utah had seven wins this season against top-50 teams.

20-20

In the opening weekend of the season, Drews had 24 kills and 20 digs against Saint Mary's. She is only the third player in Utah program history to record those numbers in a match.

The other two players were former All-Americans Adora Anae and Shelly Sommerfeldt.

2018 NUMERICAL ROSTER

NO.	NAME	HT.	POS.	YR.	HOMETOWN (LAST SCHOOL)
1	Dani Drews	OH	6-0	So.	Sandy, Utah (Brighton HS)
2	Taylor Laugero	DS/L	5-5	Jr.	Escalon, Calif. (Santa Clara)
4	Kenzie Koerber	OH	6-3	So.	Chino Hills, Calif. (Chino Hills HS)
5	Lauga Gauta	OH	5-11	Sr.	Garden Grove, Calif. (Northwest College)
8	Bailey Choy	S	5-9	Jr.	Honolulu, Hawaii ('Iolani HS)
9	Saige Ka'aha'aina-Torres	S	6-0	Fr.	Honolulu, Hawaii ('Iolani HS)
10	Kennedi Evans	MB	6-2	Fr.	Twin Falls, Idaho (Twin Falls HS)
11	Alexa Van Komen	S	5-8	RS-Fr.	El Dorado Hills, Calif. (Oak Ridge HS)
12	Berkley Oblad	MB	6-4	Sr.	Henderson, Nev. (Coronado HS)
13	Kinga Windisch	OH	6-2	Jr.	Budapest, Hungary (Coastal Carolina)
14	Megan Yett	OH	6-1	Fr.	Caldwell, Idaho (Nampa Christian)
17	Brianna Doehrmann	DS/L	5-7	Jr.	Murrieta, Calif. (Vista Murrieta HS)
18	Lauren Sproule	OH	6-0	So.	Lethbridge, Alberta, Canada (Chinook HS)
19	Phoebe Grace	MB	6-2	RS-Fr.	Laie, Hawaii (Kahuku HS)

2018 ALPHABETICAL ROSTER

NO.	NAME	HT.	POS.	YR.	HOMETOWN (LAST SCHOOL)
8	Bailey Choy	S	5-9	Jr.	Honolulu, Hawaii ('Iolani HS)
17	Brianna Doehrmann	DS/L	5-7	Jr.	Murrieta, Calif. (Vista Murrieta HS)
1	Dani Drews	OH	6-0	So.	Sandy, Utah (Brighton HS)
10	Kennedi Evans	MB	6-2	Fr.	Twin Falls, Idaho (Twin Falls HS)
5	Lauga Gauta	OH	5-11	Sr.	Garden Grove, Calif. (Northwest College)
19	Phoebe Grace	MB	6-2	RS-Fr.	Laie, Hawaii (Kahuku HS)
9	Saige Ka'aha'aina-Torres	S	6-0	Fr.	Honolulu, Hawaii ('Iolani HS)
4	Kenzie Koerber	OH	6-3	So.	Chino Hills, Calif. (Chino Hills HS)
2	Taylor Laugero	DS/L	5-5	Jr.	Escalon, Calif. (Santa Clara)
12	Berkley Oblad	MB	6-4	Sr.	Henderson, Nev. (Coronado HS)
18	Lauren Sproule	OH	6-0	So.	Lethbridge, Alberta, Canada (Chinook HS)
11	Alexa Van Komen	S	5-8	RS-Fr.	El Dorado Hills, Calif. (Oak Ridge HS)
13	Kinga Windisch	OH	6-2	Jr.	Budapest, Hungary (Coastal Carolina)
14	Megan Yett	OH	6-1	Fr.	Caldwell, Idaho (Nampa Christian)

COACHING STAFF

HEAD COACH - Beth Launiere (29th Season)

ASSOCIATE HEAD COACH - Malia Shoji (4th Season)

ASSISTANT COACH - Dan Corotan (1st Season)

DIRECTOR OF OPERATIONS - Tyler Legerski

DIRECTOR OF ALUMNI & COMMUNITY RELATIONS - Kate Holdeman

ATHLETIC TRAINER - Lindsay Adams

2018 ROSTER BREAKDOWN**BY CLASS**

Seniors (2): Lauga Gauta, Berkeley Oblad
 Juniors (4): Bailey Choy, Brianna Doehrmann, Taylor Laugero, Kinga Windisch
 Sophomores (3): Dani Barton, Kenzie Koerber, Lauren Sproule
 Redshirt Freshmen (2): Phoebe Grace, Alexa Van Komen
 Freshmen (3): Kennedi Evans, Saige Ka'aha'aina-Torres, Megan Yett

BY POSITION

Outside Hitters (6): Dani Barton, Lauga Gauta, Kenzie Koerber, Lauren Sproule, Kinga Windisch, Megan Yett
 Middle Blockers (3): Kennedi Evans, Phoebe Grace, Berkeley Oblad
 Setters (3): Bailey Choy, Saige Ka'aha'aina-Torres, Alexa Van Komen
 Liberos/Defensive Specialists (2): Brianna Doehrmann, Taylor Laugero

BY STATE/COUNTRY

California (5): Brianna Doehrmann, Lauga Gauta, Kenzie Koerber, Taylor Laugero, Alexa Van Komen
 Canada (1): Lauren Sproule
 Hawaii (3): Bailey Choy, Saige Ka'aha'aina-Torres, Phoebe Grace
 Hungary (1): Kinga Windisch
 Idaho (2): Kennedi Evans, Megan Yett
 Nevada (1): Berkeley Oblad
 Utah (1): Dani Barton

PRONUNCIATION GUIDE

NAME	PRONUNCIATION
Brianna Doehrmann	DOOR-man
Lauga Gauta	LOWN-gah oon-GOW-tah (first part rhymes with town)
Kenzie Koerber	KERR-ber
Berkley Oblad	oh - BLAD (rhymes with glad)
Lauren Sproule	SPROLL
Saige Ka'aha'aina-Torres	Ka-a-ha-a-i-na-Torres
Kinga Windisch	Win-dish

2018 UTAH VOLLEYBALL TV/RADIO ROSTER



DANI DREWS
So. | OH | 6-0
Sandy, Utah



TAYLOR LAUGERO
Jr. | L/DS | 5-5
Escalon, Calif.



KENZIE KOERBER
So. | OH | 6-3
Chino Hills, Calif.



LAUGA GAUTA
Sr. | OH | 5-11
Garden Grove, Calif.



BAILEY CHOY
Jr. | S | 5-9
Honolulu, Hawaii



SAIGE KA'AHA'AINA-TORRES
Fr. | S | 6-0
Honolulu, Hawaii



KENNEDI EVANS
Fr. | MB | 6-2
Twin Falls, Idaho



ALEXA VAN KOMEN
RS-Fr. | S | 5-8
El Dorado Hills, Calif.




BERKELEY OBLAD
Sr. | MB | 6-4
Henderson, Nev.



KINGA WINDISCH
Jr. | OH | 6-2
Budapest, Hungary



MEGAN YETT
Fr. | OH | 6-1
Caldwell, Idaho



BRIANNA DOEHRMANN
Jr. | L/DS | 5-7
Murrieta, Calif.



LAUREN SPROULE
So. | OH | 6-0
Lethbridge, Alberta



PHOEBE GRACE
RS-Fr. | MB | 6-2
Laie, Hawaii




BETH LAUNIERE
Head Coach
29th Season



MALIA SHOJI
Associate Head Coach
4th Season



DAN COROTAN
Assistant Coach
1st Season



TYLER LEGERSKI
Director of Operations
1st Season



KATE HOLDEMAN
Director of Alumni
Relations



BETH LAUNIERE
Head Coach
29th Season
Aquinas, '85
565-360 (.608)

LAUNIERE'S CAREER RECORD

YEAR	OVERALL			CONFERENCE		
	W	L	PCT.	W	L	PCT.
1990	7	21	.250	0	10	.000
1991	15	20	.428	3	9	.333
1992	18	15	.545	3	11	.214
1993	25	11	.694	7	7	.500
1994	16	13	.551	7	7	.500
1995	14	17	.451	7	7	.500
1996	20	12	.625	10	6	.625
1997	22	9	.709	11	5	.687
1998	21	10	.677	9	5	.642
1999	22	10	.687	10	4	.714
2000	23	8	.741	10	4	.714
2001	25	7	.781	11	3	.785
2002	25	9	.735	10	4	.714
2003	22	9	.709	12	2	.857
2004	24	7	.774	13	1	.928
2005	23	9	.718	11	5	.687
2006	28	4	.875	16	0	1.000
2007	15	15	.500	9	7	.562
2008	26	6	.812	14	2	.875
2009	17	12	.586	10	6	.625
2010	17	14	.548	11	5	.687
2011	11	20	.354	6	16	.272
2012	14	19	.424	5	15	.250
2013	21	13	.617	9	11	.450
2014	20	13	.606	9	11	.450
2015	10	21	.345	4	16	.222
2016	29	12	.625	11	9	.550
2017	24	10	.600	0	0	.000
TOTAL	545	346	.611	251	195	.562

LAUNIERE VS. 2018 OPPONENTS

Arizona	4-14	UC Irvine	2-1
Arizona State	11-5	UCLA	4-13
BYU	23-32	USC	2-14
California	9-5	Utah Valley	11-1
Colorado	11-7	Washington	2-14
Denver	1-0	Washington State	10-10
Gonzaga	5-2	Villanova	0-0
High Point	0-0	TOTALS	117-157
Iowa State	2-1		
Montana	1-3		
Oregon	5-12		
Oregon State	7-9		
Saint Mary's	3-0		
Stanford	2-14		
Temple	2-0		

THE BETH LAUNIERE FILE

HOMETOWN

- Grand Rapids, Mich.

EDUCATION

- Bachelor's Degree, Business Administration & Economics (Aquinas, 1985)
- Master's Degree, Sports Administration (Illinois, 1989)

COACHING EXPERIENCE

- Utah, Head Coach - 1990-Present
- Illinois, Assistant Coach - 1988-89
- Ferris State, Assistant Coach - 1985-87

COACHING ACCOMPLISHMENTS

- AVCA West Region Coach of the Year (2001, 2006, 2008)
- Coach of the Year (MWC: 2004, 2006, 2008)
- Utah Don Reddish Award (1998, 2001, 2002, 2004, 2005)

MILESTONE VICTORIES

- 1st: Sept. 4, 1990 - vs. Fresno-Pacific (W, 3-2)
- 100th: Sept. 20, 1996 - vs. Utah State (W, 3-0)
- 200th: Nov. 16, 2000 - vs. UNLV (W, 3-1)
- 300th: Aug. 26, 2005 - vs. Idaho State (W, 3-0)
- 400th: Sept. 25, 2009 - vs. BYU (W, 3-2)
- 500th: Nov. 1, 2015 - vs. Oregon State (W, 3-1)

TEAM ACCOMPLISHMENTS

- 14 NCAA Tournament Appearances (1998-2006, 2008, 2013, 2014, 2016, 2017)
- Three NCAA Tournament Regional Semifinal Appearances (2001, 2008, 2017)
- Three Conference Titles (MWC: 2004, 2006, 2008)
- Three Conference Tournament Championships (2001, 2002, 2005)
- 13 AVCA All-Americans
 - Kim Turner (Third Team, 2003)
 - Lyndsey Henderson (HM, 2004)
 - Shelly Sommerfeldt (HM, 2005)
 - Arial Salvo (Second Team, 2006)
 - Whitney Webb (Third Team, 2006)
 - Emillie Toone (HM, 2006; HM, 2008)
 - Lori Baird (Third Team, 2008)
 - Shelby Dalton (HM, 2013)
 - Adora Anae (Second Team, 2016)
 - Adora Anae (First Team, 2017)
 - Tawnee Luafalemana (HM, 2017)
 - Berkeley Oblad (HM, 2017)

UNDER LAUNIERE, UTAH ...

- Became the first school in the MWC to win 16 matches in conference play and just the second to go undefeated (16-0, 2006).
- Won a school-record 28 matches in the 2006 season, which included a school-record 25 straight victories.
- Led the nation in blocks twice (1993 and 2006).
- Recorded 17, 20-win seasons.
- Gone undefeated on Crimson Court twice (2001, 2006).
- Received its first national ranking in the AVCA poll, coming in at No. 18 in September 2000. Utah earned its highest national ranking in September 2002, coming in at No. 8.
- Defeated the No. 1 team in the nation for the first time, downing Stanford, 3-2, on Sept. 5, 2000.
- Made its first postseason appearance in the National Invitational Volleyball Championship (NIVC), finishing in third place (1993).



UTAH VOLLEYBALL FACILITIES

CRIMSON COURT

Utah's Crimson Court is one of the finest volleyball-only practice facilities in the nation.

One of the most intimidating competition venues in the country from 2000 through 2012, Utah racked up a 130-35 (.788) home record and has tallied a 75-19 (.798) mark in conference home matches during that span. Overall from 1994 through 2013, the Utes went 189-65 (.750) at Crimson Court with a 113-37 (.753) mark against league foes



The court was built prior to the 1994 season and officially dedicated on Sept. 9, 1994. It was christened with a win over Montana State and a marathon five-set victory over San Jose State in the Utah Classic. A new playing surface was installed during the summer of 2011.

The largest crowd ever recorded at Crimson Court assembled on Sept. 25, 2009, as 1,747 fans watched Utah rally from down two sets to defeat BYU. The near-capacity crowd also was treated to a 35th Anniversary celebration and Alumni Reunion.

Utah set the single-season attendance record in 2001. The Utes hosted 12,020 fans over the course of 15 matches, averaging 801 fans per contest.

Crimson Court was a launching pad for 10 of the Utes' NCAA Tournament appearances and also played host to the NCAA Tournament, entertaining opening-round action in 2001 and 2005.

HUNTSMAN CENTER

Regarded as one of the top college arenas in the nation since opening its doors in 1969, the Jon M. Huntsman Center has provided an imposing home venue advantage for Utah's basketball and gymnastics teams. And during the fall of 2013, it became the permanent home for the Ute volleyball team.



In its first full season in the Huntsman Center, the Utah volleyball team went 8-5. The Utes won the 2013 Utah Classic with wins over Utah State, Fairfield and Northern Iowa along with wins over Colorado, Washington State, Arizona State, Arizona and Oregon State.

For a structure in its 43rd year of existence, a feeling of newness still pervades underneath the silver dome. But don't let the pristine picture fool you. As serene as the Huntsman Center may look empty, when the Utes are on the floor and fans are in the stands, the place transforms into a madhouse.

A landmark on the U. campus, the Jon M. Huntsman Center is the perfect place to watch a sporting event. With 15,000 chair seats assuring a great view from anywhere in the arena, the Huntsman Center is the largest venue in the Pac-12 Conference.

From its perch at the southeast end of campus, the Huntsman Center stands sentinel over the University of Utah. Inside the facility are athletic coaches' and administrative offices and locker rooms. The enormous reflective silver dome is the largest of its kind in the world. Underground tunnels stretching 2,220 feet connect the arena with the four-building physical education complex.

The famous "steel cloud," a huge mass of steel and concrete, hangs from the dome's interior and holds the scoreboard, and the public address and lighting systems. The building was engineered in such a way that the cloud actually holds the dome in place.

Prior to the 2011-12 season, the entire Huntsman Center playing floor was replaced. A new, \$1.3 million scoreboard was installed in the fall of 2007. The new scoreboard features an LED ring by Optotech around the bottom and four LCD video screens, which provide brighter, clearer pictures than ever before seen in the Huntsman Center. The scoreboard also features a player stat board and is 1.5 times bigger than its predecessor.

UTAH AT CRIMSON COURT

ALL-TIME RECORD

YEAR	OVERALL	PCT.	CONF.	PCT.
1994	5-2	.714	4-2	.667
1995	7-0	1.000	6-1	.857
1996	8-5	.615	5-3	.625
1997	9-3	.750	6-2	.750
1998	8-2	.800	5-2	.714
1999	8-4	.667	5-2	.714
2000	10-2	.833	6-1	.857
2001	15-0	1.000	7-0	1.000
2002	14-2	.875	6-1	.857
2003	11-2	.846	6-1	.857
2004	12-3	.800	6-1	.857
2005	12-2	.857	7-1	.875
2006	13-0	1.000	8-0	1.000
2007	7-5	.583	6-2	.750
2008	12-1	.923	8-0	1.000
2009	11-3	.786	6-2	.750
2010	8-4	.667	6-2	.750
2011	6-11	.353	3-8	.273
2012	7-5	.583	4-6	.400
2013	0-1	.000	0-1	.000
2014	5-1	.833	1-1	.500
TOTAL	194-66	.746	114-38	.750

TOP-10 CROWDS AT CRIMSON COURT

RANK	ATT.	OPPONENT	DATE
1.	1,747	BYU	Sept. 25, 2009
2.	1,591	BYU	Nov. 4, 2005
3.	1,571	BYU	Oct. 23, 2001
4.	1,532	BYU	Oct. 12, 2007
5.	1,453	BYU	Oct. 15, 1999
6.	1,382	BYU	Oct. 11, 2002
7.	1,345	Colorado State	Nov. 3, 2001
8.	1,331	BYU	Oct. 29, 2010
9.	1,320	BYU	Nov. 14, 2003
10.	1,280	BYU	Nov. 14, 2008

UTAH AT JON M. HUNTSMAN CENTER

ALL-TIME RECORD

Year	Overall	Pct.	Conf.	Pct.
1983	0-1	.000	0-0	.000
1993	0-1	.000	0-0	.000
2012	0-1	.000	0-1	.000
2013	8-5	.615	5-5	.500
2014	6-1	.860	6-1	.860
2015	5-9	.357	3-7	.300
2016	7-7	.500	4-6	.400
2017	12-4	.750	7-3	.700
TOTAL	26-25	.510	18-20	.473

TOP-10 CROWDS AT HUNTSMAN CENTER

RANK	ATT.	OPPONENT	DATE
1.	4,637	BYU	Sept. 14, 2017
2.	3,179	UCLA	Oct. 20, 2017
3.	3,056	BYU	Sept. 17, 2015
4.	2,763	Arizona	Nov. 18, 2017
5.	2,625	Washington	Nov. 4, 2017
6.	2,218	Stanford	Sept. 21, 2012
7.	2,198	Arizona State	Nov. 17, 2017
8.	2,123	BYU	Sept. 17, 2013
9.	2,077	Purdue	Dec. 1, 2017
10.	2,034	Stanford	Nov. 5, 2016

2018 FINAL PAC-12 CONFERENCE STANDINGS

	PAC-12		OVERALL		H	A	N	LAST 10	STREAK
	W-L	PCT	W-L	PCT					
Stanford	20-0	1.000	34-1	.971	17-0	13-1	4-0	10-0	W 32
Oregon	13-7	.6650	23-11	.676	11-5	10-3	2-3	7-3	L 1
USC	13-7	.650	22-11	.667	10-5	9-4	3-2	6-4	L 1
Washington State	12-8	.600	23-10	.697	12-3	9-6	2-1	6-4	L 1
Arizona	11-9	.550	22-11	.667	12-4	6-6	4-1	5-5	L 1
Washington	10-10	.500	20-13	.606	8-6	7-6	5-1	5-5	L 1
Utah	10-10	.500	19-14	.576	9-5	5-9	5-0	6-4	L 1
Colorado	10-10	.500	18-14	.562	10-6	5-6	3-2	6-4	L 2
UCLA	8-12	.400	13-14	.481	5-7	7-7	1-0	2-8	L 3
California	7-13	.350	15-16	.584	7-7	5-8	3-1	4-6	L 2
Arizona State	5-15	.250	14-18	.438	7-9	3-8	4-1	1-9	L 2
Oregon State	1-19	.050	11-21	.344	1-10	5-10	5-1	1-9	L 8

THIS WEEK IN THE PAC-12

Pac-12 Player of the Year: Kathryn Plummer, Stanford
Pac-12 Freshman of the Year: Raquel Lazaro, USC
Pac-12 Setter of the Year: Jenna Gray, Stanford
Pac-12 Libero of the Year: Morgan Hentz, Stanford
Pac-12 Coach of the Year: Kevin Hambly, Stanford

ALL-PAC-12 TEAM

Naghede Abu, Colorado
Tami Alade, Stanford
Kara Bajema, Washington
Brooke Botkin, USC
Kendra Dahlke, Arizona
Dani Drews, Utah
Audriana Fitzmorris, Stanford
Jenna Gray, Stanford
Morgan Hentz, Stanford
Khalia Lanier, USC
Mac May, UCLA
Meghan McClure, Stanford
Taylor Mims, Washington State
Kathryn Plummer, Stanford
Alexa Smith, Colorado
Ronika Stone, Oregon
Lindsey Vander Weide, Oregon
McKenna Woodford, Washington State

HONORABLE MENTION

Preslie Anderson, California
Emily Baptista, USC
Ashley Brown, Washington State
Devyn Cross, Arizona
Brianna Doehrmann, Utah
Alyse Ford, Arizona State
Lauren Forte, California
Madeleine Gates, UCLA
Willow Johnson, Oregon
Kenzie Koerber, Utah
Raquel Lazaro, USC
Brooke Nuneviller, Oregon
Mima Mirkovic, California
Zana Muno, UCLA
Julia Patterson, Arizona
August Raskie, Oregon
Lauren Sanders, Washington
Jocelyn Urias, Washington State

ALL-FRESHMAN TEAM

Holly Campbell, Stanford
Jenna Ewert, Colorado
Lauren Forte, California
Raquel Lazaro, USC
Brooke Nuneviller, Oregon
Ella May Powell, Washington
Anyse Smith, Colorado

PAC-12 PLAYERS OF THE WEEK (2018)

OFFENSE

A 27	Brooke Botkin	USC
S 3	Mac May	UCLA
S 10	Kathryn Plummer	Stanford
S 17	Kathryn Plummer	Stanford
S 24	Ronika Stone	Oregon
O 1	Kendra Dahlke	Arizona
O 8	Taylor Borup	Oregon
O 15	Kathryn Plummer	Stanford
O 22	Jocelyn Urias	Washington St.
O 29	Penny Tusa	Washington State
N 5	Claire Hoffman	Washington
N 12	Samantha Drechsel	Washington
N 19	Alyse Ford	Arizona State
N 26	Dani Drews	Utah

DEFENSE

A 27	Grace Massey	Oregon State
S 3	Claire Martin	Washington State
S10	Morgan Hentz	Stanford
S 17	Morgan Hentz	Stanford
S 24	Lindsey Vander Weide	Oregon
O 1	Morgan Hentz	Stanford
O 8	Morgan Hentz	Stanford
O 15	Morgan Hentz	Stanford
O 22	Devyn Cross	Arizona
O 29	Tami Alade	Stanford
N 5	Tami Alade	Stanford
N 12	Avie Niece	Washington
N 19	Naghede Abu	Colorado
N 26	Alexis Dirige	Washington State

FRESHMAN

A 27	Raquel Lazaro	USC
S 3	Raquel Lazaro	USC
S 10	Brooke Nuneviller	Oregon
S 17	Maddie Sheehan	Oregon State
S 24	Raquel Lazaro	USC
O 1	Holly Campbell	Stanford
O 8	Brooke Nuneviller	Oregon
O 15	Raquel Lazaro	USC
O 22	Lauren Forte	Cal
O 29	Brooke Nuneviller	Oregon
N 5	Jenna Ewert	Colorado
N 12	Holly Campbell	Stanford
N 19	Jenna Ewert	Colorado
N 26	Brooke Nuneviller	Washington State

UTAH'S RECORD WHEN ...

OVERALL

Home	9-5
Away	5-9
Neutral	5-0
Pac-12 Home	6-4
Pac-12 Away	4-6
On TV	6-11
Playing a Ranked Opp.	5-9
Playing a Non-Ranked Opp.	14-5
Playing as a ranked team	9-8

MONTH

August	4-1
September	5-5
October	4-4
November	6-3
December	0-1

DAY

Wednesday	1-3
Thursday	1-1
Friday	10-5
Saturday	4-2
Sunday	3-3

SETS

Three-Set Matches	9-5
Four-Set Matches	5-4
Five-Set Matches	5-5

STATISTICAL COMPARISON

Leading in Kills	17-4
Trailing in Kills	2-8
Tied in Kills	0-2
Leading in Digs	11-5
Trailing in Digs	8-9
Tied in Digs	0-0
Leading in Blocks	12-6
Trailing in Blocks	7-7
Tied in Blocks	0-1
Leading in Attack Pct.	18-4
Trailing in Attack Pct.	1-10
Tied in Attack Pct.	0-0
Leading in Service Aces	15-4
Trailing in Service Aces	2-8
Tied in Service Aces	2-2
Hitting .400 or Better	0-0
Hitting .350 to .399	1-0
Hitting .300 to .349	3-1
Hitting .250 to .299	12-1
Hitting .200 to .249	3-5
Hitting Below .200	0-7
Opp. Hitting Below .100	0-0
Opp. Hitting .101 to .200	9-2
Opp. Hitting .201 to .300	10-8
Opp Hitting .300 or Better	0-4

THE LAST TIME ...

UTAH AS A TEAM ...

Won in three sets	vs Denver (11/30/18)
Won in four sets	vs. Colorado (11/23/18)
Won in five sets	at Oregon State (11/16/18)
Lost in three sets	at #4 BYU (12/1/18)
Lost in four sets	at California (11/02/18)
Lost in five sets	vs. California (10/07/18)
Won vs. ranked opp. (home)	vs. #20 Arizona (11/09/18)
Won vs. ranked opp. (road)	at #15 USC (11/21/18)
Won vs. ranked opp. (neutral)	vs. #20 Colorado State (11/23/07)
Lost vs. ranked opp. (home)	vs. #19 Washington State (10/24/18)
Lost vs. ranked opp. (road)	at #4 BYU (12/1/18)
Lost vs. ranked opp. (neutral)	vs. #2 Texas (12/08/17)
Had 85+ kills	86, at UNLV (11/24/07)
Had 95+ kills	99, vs. San Diego State (10/21/00)
Had 200+ attacks	224, at UNLV (11/24/07)
Hit .350-.399	.356, vs. Gonzaga (08/31/18)
Hit .400-.499	.407, vs. California (09/24/17)
Hit .500 or better	.512 vs. New Mexico (10/03/03)
Had 75+ assists	79, at UNLV (11/24/07)
Had 85+ assists	94, vs. San Diego State (10/21/00)
Had 10+ aces	11, vs. Temple (09/08/18)
Had 15+ aces	16, vs. Rice (09/03/94)
Had 15+ blocks	15.0, vs. Oregon State (10/11/18)
Had 20+ blocks	21.0, vs. California (10/07/18)
Had 90+ digs	90, vs. UCLA (10/20/17)
Had 100+ digs	104, vs. Washington State (10/04/13)

A UTAH PLAYER HAD ...

15 or more kills	18, Dani Drews vs. Denver (11/30/18)
20 or more kills	30, Dani Drews vs. Colorado (11/23/18)
30 or more kills	30, Dani Drews vs. Colorado (11/23/18)
40 or more assists	51, Bailey Choy vs. Colorado (11/23/18)
50 or more assists	51, Bailey Choy vs. Colorado (11/23/18)
60 or more assists	64, Stephanie Neeley at Arizona State (09/18/10)
20 or more digs	21, Brianna Doehrmann at Oregon State (11/16/18)
25 or more digs	28, Brianna Doehrmann at Arizona (10/21/18)
30 or more digs	30, Brianna Doehrmann vs. Texas (12/08/17)
5 or more blocks	5, Kenzie Koerber vs. Colorado (11/23/18)
10 or more blocks	15, Kennedi Evans vs. California (10/07/18)
Recorded a triple-double	Kelsie Kartchner vs. Hawaii, 11 K, 28 A, 11 D (11/24/04)

2018 UTAH VOLLEYBALL COMBINED STATISTICS

Utah Combined Team Statistics (as of Dec 01, 2018)
All matches

RECORD:	OVERALL	HOME	AWAY	NEUTRAL
ALL GAMES	19-14	9-5	5-9	5-0
CONFERENCE	10-10	6-4	4-6	0-0
NON-CONFERENCE	9-4	3-1	1-3	5-0

#	Player	sp	Attack				Set		Serve			Dig			Blocking					points		
			k	k/s	e	ta	pct	a	a/s	sa	se	sa/s	re	dig	dig/s	bs	ba	total	blk/s		be	bhe
17	Doehrmann, Briann	126	2	0.02	0	2	1.00	132	1.05	20	33	0.16	21	487	3.87	0	0	0	0.00	0	0	-
18	Sproule, Lauren	76	96	1.26	32	203	.315	5	0.07	2	7	0.03	0	18	0.24	3	43	46	0.61	6	0	-
19	Grace, Phoebe	98	159	1.62	52	383	.279	6	0.06	2	2	0.02	1	16	0.16	10	107	117	1.19	8	0	-
4	Koerber, Kenzie	124	264	2.13	84	684	.263	12	0.10	7	14	0.06	12	124	1.00	4	104	108	0.87	12	0	-
1	Drews, Dani	126	522	4.14	186	135	.249	7	0.06	38	46	0.30	28	332	2.63	6	52	58	0.46	7	2	-
10	Evans, Kennedi	91	95	1.04	38	243	.235	1	0.01	12	14	0.13	1	27	0.30	11	89	100	1.10	0	1	-
5	Gauta, Lauga	115	287	2.50	127	710	.225	17	0.15	9	16	0.08	22	145	1.26	2	40	42	0.37	11	3	-
8	Choy, Bailey	128	37	0.29	13	115	.209	109	8.56	48	30	0.38	1	325	2.54	0	14	14	0.11	5	14	-
14	Yett, Megan	107	260	2.43	111	730	.204	19	0.18	18	21	0.17	33	232	2.17	6	29	35	0.33	4	0	-
12	Oblad, Berkeley	18	30	1.67	16	79	.177	2	0.11	3	1	0.17	0	0	0.00	1	13	14	0.78	1	0	-
13	Windisch, Kinga	49	6	0.12	5	17	.059	1	0.02	7	9	0.14	0	15	0.31	0	1	1	0.02	1	0	-
11	Van Komen, Alexa	25	0	0.00	0	0	.000	0	0.00	0	2	0.00	2	8	0.32	0	0	0	0.00	0	0	-
2	Laugero, Taylor	74	0	0.00	0	1	.000	5	0.07	3	3	0.04	10	49	0.66	0	0	0	0.00	0	0	-
9	Ka'aha'aina-Torres,	102	0	0.00	2	9	-.22	349	3.42	16	18	0.16	1	104	1.02	0	0	0	0.00	1	2	-
	TEAM	-	-	-	-	-	-	-	-	-	-	-	4	-	-	-	-	-	-	-	-	-
	UTAH	128	175	13.7	666	452	.241	165	12.9	185	216	1.45	136	188	14.7	43	492	289	2.26	56	22	-
	Opponents	128	169	13.2	667	456	.226	159	12.4	136	219	1.06	185	189	14.8	46	440	266	2.08	52	25	-

Team Statistics	UTAH	OPP	Date	Opponent	Score	Score by set	Att.
ATTACK			Aug 24	UC IRVINE	3-0	25-15,25-19,25-21	2463
Kills	1758	1698	Aug 25	SAINT MARY'S	L 2-3	25-14,25-27,25-19,29-31,1	2156
Errors	666	667	Aug 25	DENVER	3-2	23-25,25-21,25-20,23-25,1	2156
Total Attacks	4528	4563	Aug 31	at Montana	3-0	25-19,25-17,25-15	93
Attack Pct	.241	.226	Aug 31	vs Gonzaga	3-0	25-21,25-18,27-25	76
Kills/Set	13.7	13.3	Sep 01	vs Iowa State	3-0	25-22,25-21,25-17	61
SET			Sep 07	at Villanova	L 2-3	25-20,20-25,25-16,22-25,9	300
Assists	1652	1593	Sep 08	vs Temple	3-2	23-25,27-25,25-27,25-20,1	75
Assists/Set	12.9	12.4	Sep 08	vs High Point	3-1	23-25,25-22,25-20,25-23	65
SERVE			Sep 13	at #1 BYU	L 0-3	20-25,14-25,17-25	5472
Aces	185	136	Sep 14	UTAH VALLEY	3-1	25-17,19-25,25-16,25-21	2512
Errors	216	219	*Sep 19	at Colorado	L 2-3	25-21,21-25,25-13,18-25,1	883
Aces/Set	1.4	1.1	*Sep 21	#17 UCLA	L 1-3	21-25,25-18,27-29,13-25	4068
SERVE RECEPTIO			*Sep 28	at #22 Washington State	L 2-3	9-25,22-25,25-17,25-17,16	1151
Errors	136	185	*Sep 30	at #13 Washington	3-1	25-22,25-21,21-25,25-20	2431
Errors/Set	1.1	1.4	*Oct 05	#2 STANFORD	L 1-3	26-28,25-23,19-25,17-25	3109
Attempts	2541	2650	*Oct 07	CALIFORNIA	L 2-3	23-25,25-23,25-9,23-25,10	2004
Reception Pct	.946	.930	*Oct 11	OREGON STATE	3-2	25-18,32-30,22-25,20-25,1	2021
DEFENSE			*Oct 14	#14 OREGON	3-1	25-22,25-18,24-26,25-23	2319
Digs	1882	1894	*Oct 19	at Arizona State	3-0	27-25,25-23,25-18	1978
Digs/Set	14.7	14.8	*Oct 21	at #25 Arizona	L 1-3	24-26,13-25,25-18,20-25	950
BLOCKING			*Oct 24	#19 WASHINGTON STATE	L 0-3	23-25,18-25,21-25	2537
Block Solo	43	46	*Oct 26	#21 WASHINGTON	3-0	25-23,26-24,25-22	2435
Block Assist	492	440	*Nov 02	at California	L 1-3	21-25,25-18,23-25,17-25	1114
Total Blocks	289.0	266.0	*Nov 04	at #2 Stanford	L 0-3	17-25,19-25,18-25	2230
Blocks/Set	2.3	2.1	*Nov 09	#20 ARIZONA	3-2	26-24,25-14,18-25,18-25,1	3827
Block Errors	56	52	*Nov 11	ARIZONA STATE	3-0	25-21,25-22,25-6	2309
Ball handling errors	22	25	*Nov 14	at #16 Oregon	L 0-3	22-25,21-25,20-25	1224
ATTENDANCE			*Nov 16	at Oregon State	3-2	25-20,22-25,25-14,22-25,1	975
Total	36929	24733	*Nov 21	at #15 USC	3-0	25-19,25-21,25-18	749
Dates/Avg Per Da	14/2638	14/1767	*Nov 23	COLORADO	3-1	25-23,22-25,31-29,25-16	3013
Neutral site #/Avg	5/55	-	Nov 30	vs Denver	3-0	25-23,25-18,27-25	0
Current win streak	0	-	Dec 01	at #4 BYU	L 0-3	16-25,21-25,18-25	5183
Home win streak	4	-					

Record in 3-set matches: 9-5
Record in 4-set matches: 5-4
Record in 5-set matches: 5-5



Utah Combined Team Statistics (as of Nov 20, 2018) Conference matches

RECORD:	OVERALL	HOME	AWAY	NEUTRAL
ALL GAMES	10-10	6-4	4-6	0-0
CONFERENCE	10-10	6-4	4-6	0-0
NON-CONFERENCE	0-0	0-0	0-0	0-0

##	Player	sp	Attack				pct	Set		Serve			Dig			Blocking					points		
			k	k/s	e	ta		a	a/s	sa	se	sa/s	re	dig	dig/s	bs	ba	total	blk/s	be		bhe	
4	Koerber, Kenzie	79	176	2.23	53	450	.273	5	0.06	5	4	0.06	7	78	0.99	0	78	78	0.99	7	0	-	
10	Evans, Kennedi	77	82	1.06	31	204	.250	1	0.01	10	13	0.13	1	26	0.34	11	82	93	1.21	0	1	-	
8	Choy, Bailey	79	16	0.20	3	52	.250	6	14	7.77	38	19	0.48	1	200	2.53	0	3	3	0.04	3	6	-
1	Drews, Dani	79	331	4.19	111	895	.246	3	0.04	16	24	0.20	20	202	2.56	5	33	38	0.48	6	2	-	
18	Sproule, Lauren	37	45	1.22	22	108	.213	3	0.08	1	3	0.03	0	13	0.35	3	18	21	0.57	3	0	-	
5	Gauta, Lauga	70	136	1.94	71	348	.187	10	0.14	1	4	0.01	9	51	0.73	2	29	31	0.44	6	2	-	
19	Grace, Phoebe	53	74	1.40	37	200	.185	4	0.08	0	0	0.00	0	6	0.11	6	57	63	1.19	5	0	-	
14	Yett, Megan	77	196	2.55	94	571	.179	17	0.22	14	15	0.18	27	190	2.47	6	15	21	0.27	4	0	-	
13	Windisch, Kinga	32	6	0.19	5	17	.059	0	0.00	3	6	0.09	0	9	0.28	0	1	1	0.03	1	0	-	
17	Doehrmann, Briann	79	0	0.00	0	0	.000	83	1.05	12	21	0.15	11	320	4.05	0	0	0	0.00	0	0	-	
11	Van Komen, Alexa	11	0	0.00	0	0	.000	0	0.00	0	0	0.00	2	4	0.36	0	0	0	0.00	0	0	-	
2	Laugero, Taylor	34	0	0.00	0	0	.000	2	0.06	1	0	0.03	5	11	0.32	0	0	0	0.00	0	0	-	
9	Ka'aha'aina-Torres,	67	0	0.00	2	7	-.28	259	3.87	11	13	0.16	0	81	1.21	0	0	0	0.00	0	1	-	
	TEAM	-	-	-	-	-	-	-	-	-	-	-	3	-	-	-	-	-	-	-	-	-	
	UTAH	79	106	13.4	429	285	.222	100	12.6	112	122	1.42	86	119	15.0	33	316	191	2.42	35	12	-	
	Opponents	79	106	13.4	439	288	.216	993	12.5	86	123	1.09	112	123	15.6	33	286	176	2.23	32	9	-	

Team Statistics	UTAH	OPP
ATTACK		
Kills	1062	1063
Errors	429	439
Total Attacks	2852	2889
Attack Pct	.222	.216
Kills/Set	13.4	13.5
SET		
Assists	1001	993
Assists/Set	12.7	12.6
SERVE		
Aces	112	86
Errors	122	123
Aces/Set	1.4	1.1
SERVE RECEPTIO		
Errors	86	112
Errors/Set	1.1	1.4
DEFENSE		
Digs	1191	1233
Digs/Set	15.1	15.6
BLOCKING		
Block Solo	33	33
Block Assist	316	286
Total Blocks	191.0	176.0
Blocks/Set	2.4	2.2
Block Errors	35	32
Ball handling errors	12	9
ATTENDANCE		
Total	27642	13685
Dates/Avg Per Da	10/2764	10/1368
Neutral site #/Avg	0/0	-
Current win streak	3	-
Home win streak	4	-

Date	Opponent	Score	Score by set	Att.
*Sep 19	at Colorado	L 2-3	25-21,21-25,25-13,18-25,1	883
*Sep 21	#17 UCLA	L 1-3	21-25,25-18,27-29,13-25	4068
*Sep 28	at #22 Washington State	L 2-3	9-25,22-25,25-17,25-17,16	1151
*Sep 30	at #13 Washington		3-1 25-22,25-21,21-25,25-20	2431
*Oct 05	#2 STANFORD	L 1-3	26-28,25-23,19-25,17-25	3109
*Oct 07	CALIFORNIA	L 2-3	23-25,25-23,25-9,23-25,10	2004
*Oct 11	OREGON STATE		3-2 25-18,32-30,22-25,20-25,1	2021
*Oct 14	#14 OREGON		3-1 25-22,25-18,24-26,25-23	2319
*Oct 19	at Arizona State		3-0 27-25,25-23,25-18	1978
*Oct 21	at #25 Arizona	L 1-3	24-26,13-25,25-18,20-25	950
*Oct 24	#19 WASHINGTON STATE	L 0-3	23-25,18-25,21-25	2537
*Oct 26	#21 WASHINGTON		3-0 25-23,26-24,25-22	2435
*Nov 02	at California	L 1-3	21-25,25-18,23-25,17-25	1114
*Nov 04	at #2 Stanford	L 0-3	17-25,19-25,18-25	2230
*Nov 09	#20 ARIZONA		3-2 26-24,25-14,18-25,18-25,1	3827
*Nov 11	ARIZONA STATE		3-0 25-21,25-22,25-6	2309
*Nov 14	at #16 Oregon	L 0-3	22-25,21-25,20-25	1224
*Nov 16	at Oregon State		3-2 25-20,22-25,25-14,22-25,1	975
*Nov 21	at #15 USC		3-0 25-19,25-21,25-18	749
*Nov 23	COLORADO		3-1 25-23,22-25,31-29,25-16	3013

Record in 3-set matches: 4-3
 Record in 4-set matches: 3-4
 Record in 5-set matches: 3-3



Utah Combined Team Statistics (as of Nov 26, 2018)
Home games

RECORD:	OVERALL	HOME	AWAY	NEUTRAL
ALL GAMES	9-5	9-5	0-0	0-0
CONFERENCE	6-4	6-4	0-0	0-0
NON-CONFERENCE	3-1	3-1	0-0	0-0

##	Player	sp	Attack				pct	Set		Serve			Dig		Blocking					points		
			k	k/s	e	ta		a	a/s	sa	se	sa/s	re	dig	dig/s	bs	ba	total	blk/s		be	bhe
8	Choy, Bailey	57	19	0.33	4	49	.306	490	8.60	21	11	0.37	0	138	2.42	0	5	5	0.09	3	6	-
19	Grace, Phoebe	42	70	1.67	22	161	.298	3	0.07	2	1	0.05	1	8	0.19	6	44	50	1.19	2	0	-
18	Sproule, Lauren	30	33	1.10	14	76	.250	1	0.03	1	1	0.03	0	5	0.17	1	16	17	0.57	1	0	-
4	Koerber, Kenzie	57	122	2.14	45	310	.248	3	0.05	2	4	0.04	7	59	1.04	3	49	52	0.91	6	0	-
1	Drews, Dani	56	234	4.18	88	622	.235	2	0.04	17	19	0.30	11	150	2.68	3	27	30	0.54	5	0	-
13	Windisch, Kinga	33	6	0.18	3	14	.214	1	0.03	6	3	0.18	0	13	0.39	0	1	1	0.03	0	0	-
5	Gauta, Lauga	55	151	2.75	71	377	.212	12	0.22	4	8	0.07	11	70	1.27	1	17	18	0.33	6	1	-
10	Evans, Kennedy	46	50	1.09	22	135	.207	0	0.00	9	6	0.20	1	15	0.33	5	46	51	1.11	0	1	-
14	Yett, Megan	44	89	2.02	41	273	.176	8	0.18	10	5	0.23	15	102	2.32	1	5	6	0.14	2	0	-
12	Oblad, Berkeley	9	18	2.00	11	41	.171	0	0.00	0	0	0.00	0	0	0.00	0	6	6	0.67	1	0	-
2	Laugero, Taylor	30	0	0.00	0	1	.000	4	0.13	1	1	0.03	8	22	0.73	0	0	0	0.00	0	0	-
11	Van Komen, Alexa	9	0	0.00	0	0	.000	0	0.00	0	0	0.00	2	3	0.33	0	0	0	0.00	0	0	-
17	Doehrmann, Briann	55	0	0.00	0	0	.000	55	1.00	10	11	0.18	5	225	4.09	0	0	0	0.00	0	0	-
9	Ka'aha'aina-Torres, TEAM	47	0	0.00	2	5	-.40	168	3.57	8	6	0.17	0	55	1.17	0	0	0	0.00	0	2	-
UTAH		57	792	13.8	323	206	.227	747	13.1	91	76	1.60	61	865	15.1	20	216	128	2.25	26	10	-
Opponents		57	754	13.2	318	208	.209	714	12.5	61	96	1.07	91	858	15.0	18	218	127	2.23	18	8	-

Team Statistics	UTAH	OPP
ATTACK		
Kills	792	754
Errors	323	318
Total Attacks	2064	2082
Attack Pct	.227	.209
Kills/Set	13.9	13.2
SET		
Assists	747	714
Assists/Set	13.1	12.5
SERVE		
Aces	91	61
Errors	76	96
Aces/Set	1.6	1.1
SERVE RECEPTIO		
Errors	61	91
Errors/Set	1.1	1.6
Attempts	1134	1227
Reception Pct	.946	.926
DEFENSE		
Digs	865	858
Digs/Set	15.2	15.1
BLOCKING		
Block Solo	20	18
Block Assist	216	218
Total Blocks	128.0	127.0
Blocks/Set	2.2	2.2
Block Errors	26	18
Ball handling errors	10	8
ATTENDANCE		
Total	36929	0
Dates/Avg Per Da	14/2638	0/0
Neutral site #/Avg	0/0	
Current win streak	4	-
Home win streak	4	-

Date	Opponent	Score	Score by set	Att.
Aug 24	UC IRVINE	3-0	25-15,25-19,25-21	2463
Aug 25	SAINT MARY'S	L 2-3	25-14,25-27,25-19,29-31,1	2156
Aug 25	DENVER	3-2	23-25,25-21,25-20,23-25,1	2156
Sep 14	UTAH VALLEY	3-1	25-17,19-25,25-16,25-21	2512
*Sep 21	#17 UCLA	L 1-3	21-25,25-18,27-29,13-25	4068
*Oct 05	#2 STANFORD	L 1-3	26-28,25-23,19-25,17-25	3109
*Oct 07	CALIFORNIA	L 2-3	23-25,25-23,25-9,23-25,10	2004
*Oct 11	OREGON STATE	3-2	25-18,32-30,22-25,20-25,1	2021
*Oct 14	#14 OREGON	3-1	25-22,25-18,24-26,25-23	2319
*Oct 24	#19 WASHINGTON STATE	L 0-3	23-25,18-25,21-25	2537
*Oct 26	#21 WASHINGTON	3-0	25-23,26-24,25-22	2435
*Nov 09	#20 ARIZONA	3-2	26-24,25-14,18-25,18-25,1	3827
*Nov 11	ARIZONA STATE	3-0	25-21,25-22,25-6	2309
*Nov 23	COLORADO	3-1	25-23,22-25,31-29,25-16	3013

Record in 3-set matches: 3-1
Record in 4-set matches: 3-2
Record in 5-set matches: 3-2



Utah Combined Team Statistics (as of Dec 18, 2018)
Away games

RECORD:	OVERALL	HOME	AWAY	NEUTRAL
ALL GAMES	5-9	0-0	5-9	0-0
CONFERENCE	4-6	0-0	4-6	0-0
NON-CONFERENCE	1-3	0-0	1-3	0-0

#	Player	sp	Attack				Set		Serve			Dig		Blocking					points			
			k	k/s	e	ta	pct	a	a/s	sa	se	sa/s	re	dig	dig/s	bs	ba	total		blk/s	be	bhe
17	Doehrmann, Briann	53	1	0.02	0	1	1.00	50	0.94	8	18	0.15	12	187	3.53	0	0	0	0.00	0	0	-
18	Sproule, Lauren	29	38	1.31	13	74	.338	3	0.10	1	6	0.03	0	8	0.28	2	12	14	0.48	4	0	-
4	Koerber, Kenzie	53	109	2.06	28	279	.290	5	0.09	5	7	0.09	3	43	0.81	0	47	47	0.89	5	0	-
10	Evans, Kennedi	42	41	0.98	15	99	.263	1	0.02	3	8	0.07	0	11	0.26	6	42	48	1.14	0	0	-
1	Drews, Dani	52	209	4.02	68	548	.257	4	0.08	11	20	0.21	15	127	2.44	3	17	20	0.38	1	2	-
19	Grace, Phoebe	41	60	1.46	25	160	.219	3	0.07	0	1	0.00	0	3	0.07	3	47	50	1.22	5	0	-
5	Gauta, Lauga	45	82	1.82	39	209	.206	4	0.09	3	4	0.07	5	36	0.80	1	20	21	0.47	5	2	-
14	Yett, Megan	49	134	2.73	62	373	.193	10	0.20	6	11	0.12	13	103	2.10	5	13	18	0.37	2	0	-
8	Choy, Bailey	53	11	0.21	4	38	.184	403	7.60	22	13	0.42	1	130	2.45	0	5	5	0.09	1	4	-
12	Oblad, Berkeley	3	3	1.00	2	12	.083	1	0.33	1	0	0.33	0	0	0.00	1	3	4	1.33	0	0	-
2	Laugero, Taylor	30	0	0.00	0	0	.000	1	0.03	0	1	0.00	1	15	0.50	0	0	0	0.00	0	0	-
11	Van Komen, Alexa	7	0	0.00	0	0	.000	0	0.00	0	1	0.00	0	3	0.43	0	0	0	0.00	0	0	-
9	Ka'aha'aina-Torres,	46	0	0.00	0	3	.000	159	3.46	5	9	0.11	1	46	1.00	0	0	0	0.00	1	0	-
13	Windisch, Kinga	15	0	0.00	2	3	-.66	0	0.00	1	6	0.07	0	1	0.07	0	0	0	0.00	1	0	-
	TEAM	-	-	-	-	-	-	-	-	-	-	-	4	-	-	-	-	-	-	-	-	-
	UTAH	53	688	12.9	258	179	.239	644	12.1	66	105	1.25	55	713	13.4	21	206	124.0	2.34	25	8	-
	Opponents	53	708	13.3	259	180	.249	656	12.3	55	90	1.04	66	764	14.4	18	171	103.0	1.95	26	9	-

Team Statistics	UTAH	OPP
ATTACK		
Kills	688	708
Errors	258	259
Total Attacks	1799	1804
Attack Pct	.239	.249
Kills/Set	13.0	13.4
SET		
Assists	644	656
Assists/Set	12.2	12.4
SERVE		
Aces	66	55
Errors	105	90
Attempts	1130	1138
Serve Pct	.907	.921
Aces/Set	1.2	1.0
SERVE RECEPTIO		
Errors	55	66
Errors/Set	1.0	1.2
Attempts	1048	1023
Reception Pct	.948	.935
DEFENSE		
Digs	713	764
Digs/Set	13.5	14.4
BLOCKING		
Block Solo	21	18
Block Assist	206	171
Total Blocks	124.0	103.5
Blocks/Set	2.3	2.0
Block Errors	25	26
Ball handling errors	8	9
ATTENDANCE		
Total	0	24733
Dates/Avg Per Da	0/0	14/1767
Neutral site #/Avg	0/0	
Current win streak	0	-
Home win streak	0	-

Date	Opponent	Score	Score by set	Att.
Aug 31	at Montana	3-0	25-19,25-17,25-15	93
Sep 07	at Villanova	L 2-3	25-20,20-25,25-16,22-25,9	300
Sep 13	at #1 BYU	L 0-3	20-25,14-25,17-25	5472
*Sep 19	at Colorado	L 2-3	25-21,21-25,25-13,18-25,1	883
*Sep 28	at #22 Washington State	L 2-3	9-25,22-25,25-17,25-17,16	1151
*Sep 30	at #13 Washington	3-1	25-22,25-21,21-25,25-20	2431
*Oct 19	at Arizona State	3-0	27-25,25-23,25-18	1978
*Oct 21	at #25 Arizona	L 1-3	24-26,13-25,25-18,20-25	950
*Nov 02	at California	L 1-3	21-25,25-18,23-25,17-25	1114
*Nov 04	at #2 Stanford	L 0-3	17-25,19-25,18-25	2230
*Nov 14	at #16 Oregon	L 0-3	22-25,21-25,20-25	1224
*Nov 16	at Oregon State	3-2	25-20,22-25,25-14,22-25,1	975
*Nov 21	at #15 USC	3-0	25-19,25-21,25-18	749
Dec 01	at #4 BYU	L 0-3	16-25,21-25,18-25	5183

Record in 3-set matches: 3-4
 Record in 4-set matches: 1-2
 Record in 5-set matches: 1-3



Utah Combined Team Statistics (as of Dec 18, 2018)
Neutral site games

RECORD:	OVERALL	HOME	AWAY	NEUTRAL
ALL GAMES	5-0	0-0	0-0	5-0
CONFERENCE	0-0	0-0	0-0	0-0
NON-CONFERENCE	5-0	0-0	0-0	5-0

#	Player	sp	Attack				Set		Serve			Dig		Blocking					points			
			k	k/s	e	ta	pct	a	a/s	sa	se	sa/s	re	dig	dig/s	bs	ba	total		blk/s	be	bhe
17	Doehrmann, Briann	18	1	0.06	0	1	1.00	27	1.50	2	4	0.11	4	75	4.17	0	0	0	0.00	0	0	-
19	Grace, Phoebe	15	29	1.93	5	62	.387	0	0.00	0	0	0.00	0	5	0.33	1	16	17	1.13	1	0	-
18	Sproule, Lauren	17	25	1.47	5	53	.377	1	0.06	0	0	0.00	0	5	0.29	0	15	15	0.88	1	0	-
14	Yett, Megan	14	37	2.64	8	84	.345	1	0.07	2	5	0.14	5	27	1.93	0	11	11	0.79	0	0	-
10	Evans, Kennedi	3	4	1.33	1	9	.333	0	0.00	0	0	0.00	0	1	0.33	0	1	1	0.33	0	0	-
5	Gauta, Lauga	15	54	3.60	17	124	.298	1	0.07	2	4	0.13	6	39	2.60	0	3	3	0.20	0	0	-
1	Drews, Dani	18	79	4.39	30	182	.269	1	0.06	10	7	0.56	2	55	3.06	0	8	8	0.44	1	0	-
4	Koerber, Kenzie	14	33	2.36	11	95	.232	4	0.29	0	3	0.00	2	22	1.57	1	8	9	0.64	1	0	-
12	Oblad, Berkeley	6	9	1.50	3	26	.231	1	0.17	2	1	0.33	0	0	0.00	0	4	4	0.67	0	0	-
8	Choy, Bailey	18	7	0.39	5	28	.071	203	11.2	5	6	0.28	0	57	3.17	0	4	4	0.22	1	4	-
13	Windisch, Kinga	1	0	0.00	0	0	.000	0	0.00	0	0	0.00	0	1	1.00	0	0	0	0.00	0	0	-
11	Van Komen, Alexa	9	0	0.00	0	0	.000	0	0.00	0	1	0.00	0	2	0.22	0	0	0	0.00	0	0	-
9	Ka'aha'aina-Torres,	9	0	0.00	0	1	.000	22	2.44	3	3	0.33	0	3	0.33	0	0	0	0.00	0	0	-
2	Laugero, Taylor	14	0	0.00	0	0	.000	0	0.00	2	1	0.14	1	12	0.86	0	0	0	0.00	0	0	-
	TEAM	-	-	-	-	-	-	-	-	-	-	-	0	-	-	-	-	-	-	-	-	-
	UTAH	18	278	15.4	85	665	.290	261	14.5	28	35	1.56	20	304	16.8	2	70	37.0	2.06	5	4	-
	Opponents	18	236	13.1	90	677	.216	223	12.3	20	33	1.11	28	272	15.1	10	51	35.5	1.97	8	8	-

Team Statistics	UTAH	OPP
ATTACK		
Kills	278	236
Errors	85	90
Total Attacks	665	677
Attack Pct	.290	.216
Kills/Set	15.4	13.1
SET		
Assists	261	223
Assists/Set	14.5	12.4
SERVE		
Aces	28	20
Errors	35	33
Attempts	435	392
Serve Pct	.920	.916
Aces/Set	1.6	1.1
SERVE RECEPTIO		
Errors	20	28
Errors/Set	1.1	1.6
Attempts	359	400
Reception Pct	.944	.930
DEFENSE		
Digs	304	272
Digs/Set	16.9	15.1
BLOCKING		
Block Solo	2	10
Block Assist	70	51
Total Blocks	37.0	35.5
Blocks/Set	2.1	2.0
Block Errors	5	8
Ball handling errors	4	8
ATTENDANCE		
Total	0	0
Dates/Avg Per Da	0/0	0/0
Neutral site #/Avg	5/55	
Current win streak	5	-
Home win streak	0	-

Date	Opponent	Score	Score by set	Att.
Aug 31	vs Gonzaga	3-0	25-21,25-18,27-25	76
Sep 01	vs Iowa State	3-0	25-22,25-21,25-17	61
Sep 08	vs Temple	3-2	23-25,27-25,25-27,25-20,1	75
Sep 08	vs High Point	3-1	23-25,25-22,25-20,25-23	65
Nov 30	vs Denver	3-0	25-23,25-18,27-25	0

Record in 3-set matches: 3-0
Record in 4-set matches: 1-0
Record in 5-set matches: 1-0



2018 UTAH VOLLEYBALL MATCH-BY-MATCH STATISTICS

Date	Opponent	sp	k	e	ta	pct	a	ta	pct	sa	se	ta	pct	re	ta	pct	dig	bs	ba	be	total	bhe	points	score
Aug 24, 201	UC IRVINE	3	34	14	85	.235	33	-	-	7	4	73	.945	2	45	.956	40	1	10	0	6.0	0	-	3-0
Aug 25, 201	SAINT MARY'S	5	72	29	172	.250	66	-	-	7	10	116	.914	4	94	.957	77	0	20	3	10.0	1	-	2-3
Aug 25, 201	DENVER	5	70	25	167	.269	64	-	-	8	10	111	.910	4	96	.958	65	3	18	3	12.0	2	-	3-2
Aug 31, 201	at Montana	3	40	10	91	.330	34	-	-	4	5	73	.932	1	49	.980	29	2	26	3	15.0	0	-	3-0
Aug 31, 201	vs Gonzaga	3	51	15	101	.356	49	-	-	4	9	75	.880	5	60	.917	46	0	12	1	6.0	2	-	3-0
Sep 01, 201	vs Iowa State	3	45	12	115	.287	42	-	-	5	5	73	.932	5	58	.914	49	2	14	0	9.0	1	-	3-0
Sep 07, 201	at Villanova	5	72	20	166	.313	70	-	-	5	12	102	.882	5	90	.944	65	0	14	3	7.0	2	-	2-3
Sep 08, 201	vs Temple	5	73	25	192	.250	71	-	-	11	8	114	.930	3	99	.970	86	0	20	2	10.0	0	-	3-2
Sep 08, 201	vs High Point	4	58	17	144	.285	55	-	-	6	9	97	.907	5	80	.938	66	0	14	2	7.0	1	-	3-1
Sep 13, 201	at BYU	3	30	15	90	.167	29	-	-	4	10	53	.811	5	68	.926	23	0	6	2	3.0	1	-	0-3
Sep 14, 201	UTAH VALLEY	4	66	25	141	.291	61	-	-	7	5	93	.946	5	75	.933	60	2	6	1	5.0	0	-	3-1
Sep 19, 201	at Colorado	5	62	27	168	.208	58	-	-	7	12	104	.885	3	94	.968	67	1	18	2	10.0	1	-	2-3
Sep 21, 201	UCLA	4	53	31	165	.133	50	-	-	9	5	87	.943	7	87	.920	73	0	8	2	4.0	1	-	1-3
Sep 28, 201	at Washington State	5	67	25	180	.233	63	-	-	1	8	98	.918	5	94	.947	78	1	24	4	13.0	2	-	2-3
Sep 30, 201	at Washington	4	58	20	134	.284	53	-	-	7	6	95	.937	6	80	.925	57	1	20	1	11.0	0	-	3-1
Oct 05, 201	STANFORD	4	48	26	164	.134	46	-	-	4	3	88	.966	7	92	.924	66	1	20	2	11.0	0	-	1-3
Oct 07, 201	CALIFORNIA	5	54	28	162	.160	48	-	-	9	4	107	.963	7	88	.920	74	2	38	2	21.0	0	-	2-3
Oct 11, 201	OREGON STATE	5	74	25	183	.268	70	-	-	4	8	114	.930	5	110	.955	73	1	28	3	15.0	0	-	3-2
Oct 14, 201	OREGON	4	61	24	144	.257	60	-	-	8	5	98	.949	4	86	.953	50	3	16	2	11.0	1	-	3-1
Oct 19, 201	at Arizona State	3	47	16	115	.270	46	-	-	5	7	76	.908	2	58	.966	48	2	10	1	7.0	0	-	3-0
Oct 21, 201	at Arizona	4	45	20	143	.175	41	-	-	4	9	83	.892	5	85	.941	63	1	14	0	8.0	0	-	1-3
Oct 24, 201	WASHINGTON STATE	3	39	20	121	.157	37	-	-	4	3	64	.953	5	69	.928	51	2	12	2	8.0	1	-	0-3
Oct 26, 201	WASHINGTON	3	49	18	117	.265	47	-	-	6	4	75	.947	2	64	.969	45	1	8	2	5.0	0	-	3-0
Nov 02, 201	at California	4	56	21	147	.238	50	-	-	7	7	87	.920	7	86	.919	66	0	16	2	8.0	2	-	1-3
Nov 04, 201	at Stanford	3	32	16	92	.174	30	-	-	2	8	56	.857	6	65	.908	29	2	10	3	7.0	0	-	0-3
Nov 09, 201	ARIZONA	5	59	22	168	.220	55	-	-	5	7	101	.931	4	90	.956	76	2	8	0	6.0	0	-	3-2
Nov 11, 201	ARIZONA STATE	3	48	11	109	.339	47	-	-	5	5	74	.932	2	47	.957	47	1	12	2	7.0	1	-	3-0
Nov 14, 201	at Oregon	3	38	16	107	.206	36	-	-	2	4	64	.938	3	69	.957	43	1	16	1	9.0	0	-	0-3
Nov 16, 201	at Oregon State	5	66	24	168	.250	63	-	-	6	9	108	.917	2	87	.977	82	4	20	1	14.0	0	-	3-2
Nov 21, 201	at USC	3	41	14	99	.273	38	-	-	9	5	74	.932	1	55	.982	35	6	6	1	9.0	0	-	3-0
Nov 23, 201	COLORADO	4	65	25	166	.241	63	-	-	8	3	102	.971	3	91	.967	68	1	12	2	7.0	3	-	3-1
Nov 30, 201	vs Denver	3	51	16	113	.310	44	-	-	2	4	76	.947	2	62	.968	57	0	10	0	5.0	0	-	3-0
Dec 01, 201	at BYU	3	34	14	99	.202	33	-	-	3	3	57	.947	4	68	.941	28	0	6	1	3.0	0	-	0-3
		128	175	666	452	.241	165	-	-	185	216	286	.925	136	254	.946	188	43	492	56	289.	22	-	-
Opponents		128	169	667	456	.226	159	-	-	136	219	276	.921	185	265	.930	189	46	440	52	266.	25	-	-

Sets played: 128
Kills per set: 13.73
Assists per set: 12.91

Service aces per set: 1.45
Digs per set: 14.70
Blocks per set: 2.26

Ball handling errors per set: 0.17
Reception errors per set: 1.06

DOUBLE-DOUBLES

BAILEY CHOY (28 CAREER)

49 A	15 D	vs. Saint Mary's	08/25/18
34 A	12 D	vs. Iowa State	09/01/18
50 A	13 D	at Villanova	09/07/18
57 A	15 D	vs. Temple	09/08/18
46 A	11 D	vs. High Point	09/08/18
28 A	13 D	at Colorado	09/19/18
32 A	11 D	vs. UCLA	09/21/18
30 A	12 D	at Washington State	09/28/18
26 A	10 D	at Washington	09/30/18
23 A	15 D	vs. Stanford	10/5/18
33 A	13 D	at Cal	11/2/18
52 A	11 D	at Oregon State	11/16/18
29 A	11 D	at USC	11/21/18
51 A	12 D	vs. Colorado	11/23/18
33 A	12 D	vs. Denver	11/30/18

DANI DREWS (20 CAREER)

24 K	20 D	vs. Saint Mary's	08/25/18
24 K	15 D	vs. Denver	08/25/18
22 K	15 D	at Villanova	09/07/18
19 K	16 D	vs. Temple	09/08/18
18 K	12 D	vs. High Point	09/08/18
20 K	10 D	at Colorado	09/19/18
18 K	20 D	vs. UCLA	09/21/18
11 K	18 D	at Washington State	09/28/18
11 K	10 D	vs. Cal	10/07/18
18 K	10 D	vs. Oregon	10/14/18
11 K	10 D	at Arizona State	10/20/18
21 K	13 D	at Cal	11/2/18
17 K	11 D	vs. Arizona	11/9/11
13 K	12 D	vs. Arizona State	11/11/18
11 K	11 D	at Oregon	11/14/18
24 K	18 D	at Oregon State	11/16/18
30 K	11 D	vs. Colorado	11/23/18
18 K	12 D	vs. Denver	11/30/18

LAUGA GAUTA (6)

17 K	14 D	vs. Denver	08/25/18
16 K	15 D	vs. Gonzaga	08/31/18

16 K	10 D	at Villanova	09/07/18
23 K	11 D	vs. Temple	09/08/18
20 K	12 D	vs. Utah Valley	09/14/18
15 K	13 D	vs. UCLA	09/21/18

MEGAN YETT (9)

14 K	11 D	vs. High Point	09/08/18
18 K	18 D	at Washington State	09/28/18
16 K	10 D	at Washington	09/30/18
14 K	13 D	vs. Cal	10/07/18
12 K	12 D	vs. Oregon State	10/11/18
10 K	13 D	at Cal	11/2/18
14 K	10 D	at Oregon	11/14/18
14 K	10 D	at Oregon State	11/16/18
12 K	18 D	vs. Colorado	11/23/18

SAIGE KAAHA'AINA-TORRES (2)

20 A	13 D	at Colorado	09/19/18
17 A	10 D	vs. Cal	10/07/18

KENZIE KOERBER (3)

11 K	14 D	at Colorado	09/19/18
11 K	14 D	at Oregon State	11/16/18
13 K	10 D	vs. Colorado	11/23/18

20-DIG MATCHES

BRIANNA DOEHRMANN (8)

20	vs. Denver	08/25/18
20	vs. Temple	09/08/18
23	at Washington State	09/28/18
22	vs. Cal	10/7/18
22	vs. Oregon State	10/11/18
28	at Arizona	10/21/18
20	vs. Arizona	11/9/18
21	at Oregon State	11/16/18

DANI DREWS (2)

20	vs. Saint Mary's	08/25/18
20	vs. UCLA	09/21/18



2018 UTAH VOLLEYBALL MATCH-BY-MATCH LEADERS

DATE	OPPONENT	KILLS	ATTEMPTS	ASSISTS	DIGS	BLOCKS (TOTAL)
08/24	UC IRVINE	Lauga Gauta	Lauga Gauta	Bailey Choy	Brianna Doehrmann	Phoebe Grace
08/25	SAINT MARY'S	Dani Drews	Dani Drews	Bailey Choy	Dani Drews	Phoebe Grace
08/25	DENVER	Dani Drews	Dani Drews	Bailey Choy	Brianna Doehrmann	Phoebe Grace
08/31	at Montana	Megan Yett	Megan Yett	Bailey Choy	Brianna Doehrmann	Phoebe Grace
08/31	vs. Gonzaga	Lauga Gauta	Lauga Gauta	Bailey Choy	Brianna Doehrmann	Berkeley Oblad
09/01	vs Iowa State	Lauga Gauta	Dani Drews	Bailey Choy	Brianna Doehrmann	Phoebe Grace
09/07	at Villanova	Dani Drews	Dani Drews	Bailey Choy	Dani Drews	Phoebe Grace
09/08	vs. Temple	Lauga Gauta	Lauga Gauta	Bailey Choy	Brianna Doehrmann	Lauren Sproule
09/09	vs. High Point	Dani Drews	Dani Drews	Bailey Choy	Brianna Doehrmann	Megan Yett
09/13	at BYU	Dani Drews	Dani Drews	Bailey Choy	Bailey Choy	Drews/Sproule
09/14	UTAH VALLEY	Lauga Gauta	Lauga Gauta	Bailey Choy	Lauga Gauta	Kenzie Koerber
09/19	at Colorado*	Dani Drews	Dani Drews	Bailey Choy	Brianna Doehrmann	Kenzie Koerber
09/21	UCLA*	Dani Drews	Dani Drews	Bailey Choy	Dani Drews	Phoebe Grace
09/28	at Washington State*	Megan Yett	Dani Drews	Bailey Choy	Brianna Doehrmann	Grace/Koerber
09/30	at Washington*	Megan Yett	Dani Drews	Bailey Choy	Brianna Doehrmann	Kennedi Evans
10/05	STANFORD*	Dani Drews	Dani Drews	Bailey Choy	Brianna Doehrmann	Kennedi Evans
10/07	CALIFORNIA*	Megan Yett	Dani Drews	Bailey Choy	Brianna Doehrmann	Kennedi Evans
10/11	OREGON STATE*	Dani Drews	Dani Drews	Bailey Choy	Brianna Doehrmann	Kenzie Koerber
10/14	OREGON*	Dani Drews	Dani Drews	Bailey Choy	Brianna Doehrmann	Phoebe Grace
10/19	at Arizona State*	Dani Drews	Dani Drews	Bailey Choy	Brianna Doehrmann	Phoebe Grace
10/21	at Arizona*	Dani Drews	Dani Drews	Bailey Choy	Brianna Doehrmann	Evans/Grace
10/24	WASH STATE*	Kenzie Koerber	Dani Drews	Bailey Choy	Brianna Doehrmann	Kenzie Koerber
10/26	WASHINGTON*	Dani Drews	Dani Drews	Bailey Choy	Brianna Doehrmann	4 Players With 2.0
11/02	at California*	Dani Drews	Dani Drews	Bailey Choy	Brianna Doehrmann	Kenzie Koerber
11/04	at Stanford*	Dani Drews	Dani Drews	Bailey Choy	Megan Yett	Phoebe Grace
11/09	ARIZONA*	Dani Drews	Dani Drews	Bailey Choy	Brianna Doehrmann	Drews/Evans
11/11	ARIZONA STATE*	Megan Yett	Megan Yett	Bailey Choy	Brianna Doehrmann	Grace/Koerber
11/14	at Oregon*	Megan Yett	Megan Yett	Bailey Choy	Dani Drews	Kennedi Evans
11/16	at Oregon State*	Dani Drews	Dani Drews	Bailey Choy	Brianna Doehrmann	Kennedi Evans
11/21	at USC*	Dani Drews	Dani Drews	Bailey Choy	Bailey Choy	Kennedi Evans
11/23	COLORADO*	Dani Drews	Dani Drews	Bailey Choy	Megan Yett	Kenzie Koerber
11/30	Denver	Dani Drews	Dani Drews	Bailey Choy	Brianna Doehrmann	Lauren Sproule
12/1	BYU	Dani Drews	Dani Drews	Bailey Choy	Brianna Doehrmann	Kennedi Evans

INDIVIDUAL MATCH HIGHS (ALL SETS)

ATTACK PERCENT (K-E-TA) minimum 10 kills

.714 (11- 1-14)	Grace, Phoebe	vs Saint Mary's (Aug 25, 2018)
.565 (13- 0-23)	Grace, Phoebe	vs Denver (Aug 25, 2018)
.556 (10-0-18)	Yett, Megan	vs Montana (Aug 31, 2018)

KILLS (K-E-TA)

24 (24-9-55) 5s	Drews, Dani	vs Saint Mary's (Aug 25, 2018)
24 (24-11-57) 5s	Drews, Dani	vs Denver (Aug 25, 2018)
23 (23- 7-54) 5s	Gauta, Lauga	vs. Temple (Sept 09, 2018)

TOTAL ATTEMPTS (K-E-TA)

57 (24-11-57) 5s	Drews, Dani	vs Denver (Aug 25, 2018)
55 (24-9-55) 5s	Drews, Dani	vs Saint Mary's (Aug 25, 2018)
55 (22-5-55) 5s	Drews, Dani	at Villanova (Sept. 07, 2018)

ASSISTS

57 (5s)	Choy, Bailey	vs. Temple (Sept. 8, 2018)
50 (5s)	Choy, Bailey	at Villanova (Sept. 7, 2018)
49 (5s)	Choy, Bailey	vs. Denver (Aug 25, 2018)
49 (5s)	Choy, Bailey	vs. Saint Mary's (Aug 25, 2018)

DIGS

28 (4s)	Doehrmann, Brianna	at Arizona (Oct. 22, 2018)
23 (5s)	Doehrmann, Brianna	at Washington State (Sept. 28, 2018)
22 (5s)	Doehrmann, Brianna	vs. Oregon State (Oct. 11, 2018)

ACES

4	Drews, Dani	vs. Temple (Sept. 8, 2018)
4	Ka'aha'a'aina-Torres, Saige	at Washington (Sept. 8, 2018)
3	Yett, Megan	vs. Oregon (Oct. 14, 2018)
3	Choy, Bailey	vs. Cal (10/7/18)
3	Choy, Bailey	vs. UCLA (Sept. 21, 2018)
3	Evans, Kennedi	vs. UCLA (Sept. 21, 2018)
3	Windisch, Kinga	vs Saint Mary's (Aug 25, 2018)
3	Drews, Dani	at Villanova (Sept. 7, 2018)

BLOCKS (BS-BA)

15 (1-14)	Evans, Kennedi	vs. Cal (Oct. 8, 2018)
11 (1-10)	Grace, Phoebe	at Montana (Aug 31, 2018)
9 (0-9)	Koerber, Kenzie	vs Oregon State (Oct. 11, 2018)

TEAM MATCH HIGHS (ALL SETS)

ATTACK PERCENT (K-E-TA)

.356 (51-15-101)	vs Gonzaga (Aug. 31, 2018)
.339 (48-11-109)	vs. Arizona State (Nov. 11, 2018)
.330 (40-10-91)	vs Montana (Aug. 31, 2018)

KILLS (K-E-TA)

74 (74-25-183)	vs. Oregon State (Oct. 11, 2018)
73 (73-25-192)	vs. Temple (Sept. 08, 2018)
72 (72-25-192)	at Villanova (Sept. 7, 2018)

TOTAL ATTEMPTS (K-E-TA)

192 (73-25-.250)	vs. Temple (Sept. 08, 2018)
183 (74-25-183)	vs. Oregon State (Oct. 11, 2018)
180 (67-25-180)	at Washington State (Sept. 28, 2018)

ASSISTS

71 (5s)	vs. Temple (Sept. 08, 2018)
70 (5s)	vs. Oregon State (Oct. 11, 2018)
70 (5s)	at Villanova (Sept. 07, 2018)

DIGS

86 (5s)	vs. Temple (Sept. 08, 2018)
78 (5s)	at Washington State (Sept. 28, 2018)
77 (5s)	vs Saint Mary's (Aug 25, 2018)

ACES

11	vs. Temple (Sept. 08, 2018)
9	vs. Cal (Oct. 7, 2018)
9	vs. UCLA (Sept. 21, 2018)

BLOCKS

21.0 (5s)	vs. Cal (Oct. 7, 2018)
15.0 (3s)	vs Montana (Aug 31, 2018)
15.0 (5s)	vs. Oregon State (Oct. 11, 2018)

RECORDS WATCH

ASSISTS

1.	Graciela Torres-Lopez	1996-99	5,130
2.	Denise Rathburn	1989-92	3,630
3.	Kelsie Kartchner	2001-04	3,516
4.	Katie Taggie	1993-04	3,355
5.	Bailey Choy	2016-Pres.	3,118
6.	Stephanie Neeley	2007-10	3,092
7.	Kendal Cygan	2012-15	2,424
8.	Katie Gesto	1984-86	2,309
9.	Shannon Krug	2005-06	1,796
10.	Lucie Turkova	1997-2000	1,792

2018 MATCH-BY-MATCH

#1 | DANI DREWS



2018 SEASON HIGHS

Kills	30, vs. Colorado (11/23/18)
Attempts	60, vs Colorado (11/23/18)
Attack Pct. (min. 5 kills)	.429 (22-4-42), at USC (11/21/18)
Assists	2, vs. Villanova (09/08/18)
Aces	4, vs. Temple (09/08/18)
Digs	20 (2x), vs UCLA (09/21/18)
Blocks (Total)	3, vs. Temple (09/08/18)

CAREER HIGHS

Kills	30, vs. Colorado (11/23/18)
Attempts	60, vs Colorado (11/23/18)
Attack Pct. (min. 5 kills)	.571 (5-1-7), vs. UCLA (10/20/17)
Assists	2, vs. Villanova (09/08/18)
Aces	4, vs. Temple (09/08/18)
Digs	20 (2x), vs UCLA (09/21/18)
Blocks (Total)	11, at Hawaii (09/03/17)

OH | 6-0 | SO. | SANDY, UTAH | BRIGHTON HIGH SCHOOL

DREW'S CAREER STATISTICS

Season	SP	MP	K	K/S	E	TA	Pct	A	A/S	SA	SA/S	SE	DIG	D/S	RE	BS	BA	TB	B/S	BE	BHE	Points	Pts/S
2017	120	34	178	1.48	71	468	.229	0	0.00	0	0.00	0	31	0.26	0	4	66	70	0.58	6	0	215.0	1.79
2018	126	33	522	4.14	186	1352	.249	7	0.06	38	0.30	46	332	2.63	28	6	52	58	0.46	7	2	592.0	4.70
TOTAL	246	67	700	2.85	257	1820	.243	7	0.03	38	0.15	46	363	1.48	28	10	118	128	0.52	13	2	807.0	3.3

#2 | TAYLOR LAUGERO



2018 SEASON HIGHS

Kills	
Attempts	
Attack Pct. (min. 5 kills)	
Assists	
Aces	
Digs	7, vs Utah Valley (09/17/18)
Blocks (Total)	

CAREER HIGHS

Kills	
Attempts	
Attack Pct. (min. 5 kills)	
Assists	
Aces	
Digs	
Blocks (Total)	

DS | 5-5 | JR. | ESCALON, CALIF. | SANTA CLARA

LAUGERO CAREER STATISTICS

Season	SP	MP	K	K/S	E	TA	Pct	A	A/S	SA	SA/SDIGS	D/S	BS	BA	TB	B/S	BE	BHE	Points	Pts/S	
2016	110	30	13	0.12	4	29	.310	83	0.75	23	0.21	471	4.28	0	0	0	0.0	0	0	36.0	0.3
2017	59	16	3	0.05	1	8	.250	44	0.75	21	0.26	207	3.51	0	0	0	0.0	0	0	24.0	0.4
2018	74	28	0	0.00	0	1	.000	3	.05	3	0.05	49	.73	0	0	0	0.0	0	0	3.0	0.5
TOTAL	243	74	16	0.09	5	38	.297	127	0.75	47	0.26	735	3.86	0	0	0	0.0	0	0	63.0	0.4

#4 | KENZIE KOERBER



2018 SEASON HIGHS

Kills	15 at Wash. St. (09/28/18)
Attempts	33, at Wash. St. (09/28/18)
Attack Pct. (min. 5 kills)	.417 (6-1-12), vs. UC Irvine (08/24/18)
Assists	2, vs High Point (09/08/18)
Aces	1, vs UC Irvine (08/25/18)
Digs	14, at Oregon St. (11/16/18)
Blocks (Total)	9, vs. Oregon State (10/11/18)

CAREER HIGHS

Kills	15 at Wash. St. (09/28/18)
Attempts	33, at Wash. St. (09/28/18)
Attack Pct. (min. 5 kills)	.625 (5-0-8), vs. Oregon (09/29/17)
Assists	2, at Arizona (10/13/17)
Aces	2 (2x), MR: at UCLA (11/10/17)
Digs	14 (2x), MR: vs. Ore. St. (11/16/18)
Blocks (Total)	9, vs. Oregon State (10/11/18)

OH | 6-3 | SO. | CHINO HILLS, CALIF. | CHINO HILLS HIGH SCHOOL

KOERBER'S CAREER STATISTICS

Season	SP	MP	K	K/S	E	TA	Pct	A	A/S	SA	SA/S	SE	DIG	D/S	RE	BS	BA	TB	B/S	BE	BHE	Points	Pts/S
2017	119	34	152	1.28	52	458	.218	10	0.08	11	0.09	13	130	1.09	4	6	91	97	0.82	9	1	214.5	1.80
2018	124	33	264	2.13	84	684	.263	12	0.10	7	0.06	14	124	1.00	12	4	104	108.0	0.87	12	0	327.0	2.64
TOTAL	241	67	416	1.71	136	1142	.245	22	0.09	18	0.07	27	254	1.05	16	10	195	205	0.84	21	1	541.5	2.25

2018 MATCH-BY-MATCH

#5 | LAUGA GAUTA

OH | 5-11 | SR. | GARDEN GROVE, CALIF. | GARDEN GROVE HIGH SCHOOL (NORTHWEST COLLEGE (WYO.))



2018 SEASON HIGHS

Kills	23, vs Temple (09/08/18)
Attempts	54, vs Temple (09/08/18)
Attack Pct. (min. 5 kills)	.393 (14-3-28), vs Iowa State (09/01/18)
Assists	2, vs. Denver (08/25/18)
Aces	2 (2x), MR vs. Temple (09/08/18)
Digs	14, vs Denver (08/25/18)
Blocks (Total)	3, at Villanova (09/08/18)

CAREER HIGHS

Kills	23, vs Temple (09/08/18)
Attempts	54, vs Temple (09/08/18)
Attack Pct. (min. 5 kills)	.393 (14-3-28), vs Iowa State (09/01/18)
Assists	2, vs. Denver (08/25/18)
Aces	2 (2x), MR vs. Temple (09/08/18)
Digs	14, vs Denver (08/25/18)
Blocks (Total)	3, at Villanova (09/08/18)

GAUTA'S CAREER STATISTICS

Season	SP	MP	K	K/S	E	TA	Pct	A	A/S	SA	SA/S	SE	DIG	D/S	RE	BS	BA	TB	B/S	BE	BHE	Points	Pts/S
2017	31	18	55	1.77	23	143	.224	0	0.00	2	0.06	5	33	1.06	1	3	2	5	0.16	2	0	61.0	1.97
2018	115	33	287	2.50	127	710	.225	17	0.15	9	0.08	16	145	1.26	22	2	40	42	0.37	11	3	318.0	2.77
TOTAL	146	51	342	2.34	150	853	.225	17	0.12	11	0.08	21	178	1.22	23	5	42	47	0.32	13	3	379	2.60

#8 | BAILEY CHOY

S | 5-9 | JR. | HONOLULU, HAWAII | 'IOLANI HIGH SCHOOL



2018 SEASON HIGHS

Kills	4, vs. Temple (09/08/18)
Attempts	12, vs. Temple (09/8/18)
Attack Pct. (min. 5 kills)	--
Assists	57, vs Temple (09/08/18)
Aces	6, at USC (11/21/18)
Digs	15 (2x), MR: vs. Temple (09/08/18)
Blocks (Total)	2 (2x), MR: vs. High Point (09/08/18)

CAREER HIGHS

Kills	4 (2x), MR: at Kentucky (08/25/17)
Attempts	12, vs. Temple (09/8/18)
Attack Pct. (min. 5 kills)	--
Assists	(2x) MR: 57, vs Temple (09/08/18)
Aces	6, at USC (11/21/18)
Digs	19, vs. UCLA (10/20/17)
Blocks (Total)	4, vs. Illinois State (09/03/16)

CHOY'S CAREER STATISTICS

Season	SP	MP	K	K/S	E	TA	Pct	A	A/S	SA	SA/S	SE	DIG	D/S	RE	BS	BA	TB	B/S	BE	BHE	Points	Pts/S
2016	128	32	17	0.13	9	50	.160	918	7.17	24	0.19	24	233	1.82	0	1	15	16	0.13	4	17	49.5	0.39
2017	131	34	33	0.25	13	98	.204	1241	9.47	16	0.12	31	302	2.31	0	1	16	17	0.13	7	8	58.0	0.44
2018	128	33	37	0.29	13	115	.209	1096	8.56	48	0.38	30	325	2.54	1	0	14	14.0	0.11	5	14	92.0	0.72
TOTAL	385	99	87	0.22	35	263	.198	3255	8.41	88	0.23	85	860	2.22	1	2	45	47	0.12	16	39	199.5	0.52

#9 | SAIGE KA'AHA'AINA-TORRES

S | 6-0 | FR. | HONOLULU, HAWAII | 'IOLANI HIGH SCHOOL



2018 SEASON HIGHS

Kills	--
Attempts	1, vs Denver (08/25/18)
Attack Pct. (min. 5 kills)	--
Assists	28, vs Oregon State (10/11/18)
Aces	1 (5x), MR: vs. Utah Valley (09/14/18)
Digs	13, at Colorado (09/15/18)
Blocks (Total)	--

KA'AHA'AINA-TORRES' CAREER STATISTICS

Season	SP	MP	K	K/S	E	TA	Pct	A	A/S	SA	SA/S	SE	DIG	D/S	RE	BS	BA	TB	B/S	BE	BHE	Points	Pts/S
2018	102	32	0	0.00	2	9	-.222	349	3.42	16	0.16	18	104	1.02	0	0	0	0	0.00	1	2	16.0	0.16
TOTAL	102	32	0	0.00	2	9	-.222	349	3.42	16	0.16	18	104	1.02	0	0	0	0	0.00	1	2	16.0	0.16



2018 MATCH-BY-MATCH

#10 | KENNEDI EVANS

MB | 6-2 | FR. | TWIN FALLS, IDAHO | TWIN FALLS HS



2018 SEASON HIGHS

Kills	7 (2x), vs Oregon State (10/11/18)
Attempts	17, vs Oregon State (10/11/18)
Attack Pct. (min. 5 kills)	.455, at Washington State (09/28/18)
Assists	1, at Washington (09/30/18)
Aces	2 (2x) MR: at Colorado (09/19/18)
Digs	4, at Washington (09/30/18)
Blocks (Total)	15, vs. Cal (10/7/18)

EVANS' CAREER STATISTICS

Season	SP	MP	K	K/S	E	TA	Pct	A	A/S	SA	SA/S	SE	DIG	D/S	RE	BS	BA	TB	B/S	BE	BHE	Points	Pts/S
2018	91	24	95	1.08	38	243	.235	1	0.01	12	0.13	14	27	0.30	1	11	89	100.0	1.10	0	1	162.5	1.79
TOTAL	91	24	95	1.08	38	243	.235	1	0.01	12	0.13	14	27	0.30	1	11	89	100.0	1.10	0	1	162.5	1.79

#11 | ALEXA VAN KOMEN

S | 5-8 | R-FR. | EL DORADO HILLS, CALIF. | OAK RIDGE HIGH SCHOOL



2018 SEASON HIGHS

Kills	--
Attempts	--
Attack Pct. (min. 5 kills)	--
Assists	--
Aces	--
Digs	2 at Montana (08/31/18)
Blocks (Total)	--

CAREER HIGHS

Kills	--
Attempts	--
Attack Pct. (min. 5 kills)	--
Assists	--
Aces	--
Digs	--
Blocks (Total)	--

VAN KOMEN'S CAREER STATISTICS

Season	SP	MP	K	K/S	E	TA	Pct	A	A/S	SA	SA/S	SE	DIG	D/S	RE	BS	BA	TB	B/S	BE	BHE	Points	Pts/S
2017																							
2018	25	16	0	0.0	0	0	0.0	0	0.0	0	0.0	2	8	.35	2	0	0	0	0.0	0	0	0.0	0
TOTAL	25	16	0	0.0	0	0	0.0	0	0	0	0.0	2	8	.35	2	0	0	0	0.0	0	0	0	0

#12 | BERKELEY OBLAD

MB | 6-4 | SR. | HENDERSON, NEV. | CORONADO HIGH SCHOOL



2018 SEASON HIGHS

Kills	11, vs Saint Mary's (08/25/18)
Attempts	23, vs Saint Mary's (08/25/17)
Attack Pct. (min. 5 kills)	.261 (11-5-23), vs. Saint Mary's (08/25/18)
Assists	--
Aces	1 (3x), vs. Iowa State (09/01/18)
Digs	--
Blocks (Total)	4 (2x), vs Montana (08/31/18)

CAREER HIGHS

Kills	15 (2x), MR: at Washington (10/06/17)
Attempts	35, vs. Colorado (09/23/15)
Attack Pct. (min. 5 kills)	.625 (11-1-16), vs. California (09/24/17)
Assists	2 (8x), MR: vs. Arizona (11/18/17)
Aces	4, at USC (10/28/16)
Digs	7, at Washington (10/06/17)
Blocks (Total)	11, at Washington (10/06/17)

OBLAD'S CAREER STATISTICS

Season	SP	MP	K	K/S	E	TA	Pct	A	A/S	SA	SA/S	SE	DIG	D/S	RE	BS	BA	TB	B/S	BE	BHE	Points	Pts/S
2015	115	31	180	1.57	100	506	.158	8	0.07	9	0.08	29	26	0.23	2	1	94	95	0.83	24	2	237.0	2.06
2016	122	31	231	1.89	82	532	.280	14	0.11	21	0.17	45	61	0.50	2	6	106	112	0.92	9	0	311.0	2.55
2017	131	34	300	2.29	93	650	.318	17	0.13	22	0.17	35	77	0.59	2	19	123	142	1.08	12	1	402.5	3.07
2018	18	6	30	1.67	16	79	.177	2	0.11	3	0.17	1	0	0.0	0	1	13	14.0	0.78	1	0	40.5	2.25
TOTAL	386	102	741	1.92	291	1767	.255	41	0.11	55	0.14	111	164	0.42	6	27	336	363	0.94	46	3	991	2.57

2018 MATCH-BY-MATCH

#13 | KINGA WINDISCH

OH | 6-2 | JR. | BUDAPEST, HUNGARY | COASTAL CAROLINA



2018 SEASON HIGHS

Kills	3, vs. Oregon State (10/11/18)
Attempts	8, vs. Oregon State (10/11/18)
Attack Pct. (min. 5 kills)	--
Assists	--
Aces	3, vs. Saint Mary's (08/25/18)
Digs	4 (2x), vs. Oregon State (10/11/18)
Blocks (Total)	1, vs. Cal (10/7/18)

WINDISCH'S CAREER STATISTICS

Season	SP	MP	K	K/S	E	TA	Pct	A	A/S	SA	SA/S	SE	DIG	D/S	RE	BS	BA	TB	B/S	BE	BHE	Points	Pts/S
2018	49	16	6	0.12	5	17	.059	1	0.02	7	0.14	9	15	0.31	0	0	1	1	0.02	1	0	13.5	0.28
TOTAL	49	16	6	0.12	5	17	.059	1	0.02	7	0.14	9	15	0.31	0	0	1	1	0.02	1	0	13.5	0.28

#14 | MEGAN YETT

OH | 6-1 | FR. | CALDWELL, IDAHO | CHRISTIAN HS



2018 SEASON HIGHS

Kills	18, at Wash. St. (09/28/18)
Attempts	42, at Wash. St. (09/28/18)
Attack Pct. (min. 5 kills)	.556, vs. Montana (08/31/18)
Assists	1, vs. Montana (08/31/18)
Aces	1 (3x), vs. Utah Valley (09/14/18)
Digs	18, at Wash. St. (09/28/18)
Blocks (Total)	4, vs. High Point (09/08/18)

YETT'S CAREER STATISTICS

Season	SP	MP	K	K/S	E	TA	Pct	A	A/S	SA	SA/S	SE	DIG	D/S	RE	BS	BA	TB	B/S	BE	BHE	Points	Pts/S
2018	107	31	260	2.43	111	730	.204	19	.18	17	0.17	21	232	2.17	33	6	29	35	0.33	4	0	298.5	2.79
TOTAL	107	31	260	2.43	111	730	.204	19	.18	17	0.17	21	232	2.17	33	6	29	35	0.33	4	0	298.5	2.79

#17 | BRI DOEHRMANN

L/DS | 5-7 | JR. | MURRIETA, CALIF. | VISTA MURRIETA HIGH SCHOOL



2018 SEASON HIGHS

Kills	1 (2x), MR: vs. Iowa State (09/01/18)
Attempts	1 (2x), vs. Iowa State (09/01/18)
Attack Pct. (min. 5 kills)	--
Assists	9, vs. Temple (09/08/18)
Aces	2, vs. Denver (08/25/18)
Digs	28, at Arizona (10/21/18)
Blocks (Total)	--

CAREER HIGHS

Kills	1 (2x), MR: vs. Iowa State (09/01/18)
Attempts	1 (8x), MR: vs. UCLA (10/20/17)
Attack Pct. (min. 5 kills)	--
Assists	9 (2x), vs. Temple (09/08/18)
Aces	3, vs. Arizona State (09/24/16)
Digs	30 (2x), MR: vs. Texas (12/08/17)
Blocks (Total)	--

DOEHRMANN'S CAREER STATISTICS

Season	SP	MP	K	K/S	E	TA	Pct	A	A/S	SA	SA/S	SE	DIG	D/S	RE	BS	BA	TB	B/S	BE	BHE	Points	Pts/S
2016	109	29	0	0.00	1	5	-.200	63	0.58	14	0.13	11	268	2.46	15	0	0	0	0.00	0	1	14.0	0.13
2017	117	31	2	0.02	1	3	.333	79	0.68	13	0.11	17	398	3.40	35	0	0	0	0.00	0	3	15.0	0.13
2018	126	33	2	0.02	0	2	1.000	132	1.05	20	0.16	33	487	3.87	21	-	-	-	-	-	-	22.0	0.17
TOTAL	352	93	4	0.01	2	10	.200	274	0.78	47	0.13	61	1153	3.28	71	0	0	0	0.00	0	4	51.0	0.14



2018 MATCH-BY-MATCH

#18 | LAUREN SPROULE

OH | 6-0 | RS-SO. | LETHBRIDGE, ALBERTA | CHINOOK HIGH SCHOOL



2018 SEASON HIGHS

Kills	9, vs. Temple (09/08/18)
Attempts	21, vs. Temple (09/08/18)
Attack Pct. (min. 5 kills)	.462, vs. High Point (09/08/18)
Assists	1 vs. Gonzaga (08/31/18)
Aces	1, vs. Villanova (09/08/18)
Digs	2, vs. Gonzaga (08/31/18)
Blocks (Total)	6, vs. Temple (09/08/18)

CAREER HIGHS


Kills	9, vs. Temple (09/08/18)
Attempts	21, vs. Temple (09/08/18)
Attack Pct. (min. 5 kills)	.462, vs. High Point (09/08/18)
Assists	1 vs. Gonzaga (08/31/18)
Aces	1, vs. Villanova (09/08/18)
Digs	2, vs. Gonzaga (08/31/18)
Blocks (Total)	6, vs. Temple (09/08/18)

SPROULE'S CAREER STATISTICS

Season	SP	MP	K	K/S	E	TA	Pct	A	A/S	SA	SA/S	SE	DIG	D/S	RE	BS	BA	TB	B/S	BE	BHE	Points	Pts/S
2017	5	3	2	0.40	3	5	-.200	0	0.00	0	0.00	0	0	0.00	0	0	1	1	0.20	0	0	2.5	0.50
2018	76	25	96	1.26	32	203	.315	5	0.07	2	0.03	7	18	0.24	0	3	43	46	0.61	6	0	122.5	1.61
TOTAL	81	28	98	1.21	35	208	.303	5	0.07	2	0.03	7	18	0.22	0	3	44	47	0.58	6	0	125	1.5

#19 | PHOEBE GRACE

MB | 6-2 | RS-FR. | LAIE, HAWAII | KAHUKU HIGH SCHOOL



2018 SEASON HIGHS

Kills	13, vs. Denver (08/25/18)
Attempts	23, vs. Denver (08/25/18)
Attack Pct. (min. 5 kills)	.600, vs. Gonzaga (08/31/18)
Assists	--
Aces	2, vs. Denver (08/25/18)
Digs	2, vs. Saint Mary's (08/25/18)
Blocks (Total)	11, vs. Montana (08/31/18)

CAREER HIGHS

Kills	13, vs. Denver (08/25/18)
Attempts	23, vs. Denver (08/25/18)
Attack Pct. (min. 5 kills)	.600, vs. Gonzaga (08/31/18)
Assists	--
Aces	2, vs. Denver (08/25/18)
Digs	2, vs. Saint Mary's (08/25/18)
Blocks (Total)	11, vs. Montana (08/31/18)

Season	SP	MP	K	K/S	E	TA	Pct	A	A/S	SA	SA/S	SE	DIG	D/S	RE	BS	BA	TB	B/S	BE	BHE	Points	Pts/S	
2017																								
2018	98	27	159	1.62	52	383	.279	6	0.06	2	0.02	2	16	0.16	1	10	107	117.0	1.19	8	0	224.5	2.29	
TOTAL	98	27	159	1.62	52	383	.279	6	0.06	2	0.02	2	16	0.16	1	10	107	117.0	1.19	8	0	224.5	2.29	