

UTAH U SOFTBALL

Softball Contact: Drew Wiseman
E-Mail: dwiseman@huntsman.utah.edu
Office: 801.581.3771
www.UtahUtes.com

2018 SCHEDULE/RESULTS

FEBRUARY

Kajikawa Classic - Tempe, Ariz.

9	vs. New Mexico	W, 17-0 (5 inn.)
	vs. No. 25 Georgia	L, 5-1
10	vs. Nebraska	L, 5-0
	vs. No. 11 Tennessee	L, 6-5
11	vs. Saint Mary's (CA)	W, 5-2

Mary Nutter Collegiate Classic - Cathedral City, Calif.

17	vs. Syracuse	W, 6-0
	vs. Arkansas	L, 4-2
18	vs. Cal Poly	W, 7-2
	vs. Fordham	W, 7-2
19	vs. Loyola Marymount	L, 4-1
	vs. UC Santa Barbara	W, 9-0 (6 inn.)

MARCH

A&M Invite - College Station, Texas

2	vs. Texas State	L, 6-1
	at No. 6 Texas A&M	W, 8-7
3	at No. 6 Texas A&M	L, 1-0
	vs. Louisiana Tech	W, 5-3
4	vs. Texas State	W, 1-0

Maryland Invitational - College Park, Md.

8	vs. Miami (Ohio)	W, 2-1
	at Maryland	W, 7-1
10	at Maryland	W, 6-2
	vs. Yale	W, 9-1 (6 inn.)
11	vs. Jacksonville	W, 4-1 (6 inn.)

16	at No. 9 Arizona*	L, 4-1
17	at No. 9 Arizona*	L, 9-4
18	at No. 9 Arizona*	L, 10-3
20	at Grand Canyon (DH)	W, 12-4

		L, 2-0 (5 inn.)
24	vs. Stanford*	L, 5-4
25	vs. Stanford*	W, 9-6
26	vs. Stanford*	W, 13-0 (5 inn.)
29	vs. No. 3 UCLA*	L, 9-5
30	vs. No. 3 UCLA*	L, 7-3
31	vs. No. 3 UCLA*	L, 9-4

APRIL

6	at No. 1 Washington*	5 p.m.
7	at No. 1 Washington*	12 p.m.
8	at No. 1 Washington*	1 p.m.
10	vs. Southern Utah	5 p.m.
11	vs. Weber State	4 p.m.
18	vs. BYU	6 p.m.
20	at Cal*	3 p.m.
21	at Cal*	1 p.m.
22	at Cal*	12 p.m.
27	vs. Arizona State*	5 p.m.
28	vs. Arizona State*	2 p.m.
29	vs. Arizona State*	12 p.m.

MAY

4	at Oregon*	7 p.m.
5	at Oregon*	6:30 p.m.
6	at Oregon*	4 p.m.
10	vs. Oregon State*	7 p.m.
11	vs. Oregon State*	7 p.m.
12	vs. Oregon State*	12 p.m.

* - Pac-12 game
 All times local

UTAH (17-15, 2-7) VS. NO. 1 WASHINGTON (35-2, 7-2)



Utah (17-15, 2-7)
UTES

All-Time Record in Pac-12:

Utah trails 14-5

Last Meeting:

L, 10-4; W, 9-8; L, 2-1
 in NCAA Supers

Schedule:

Fri. - 5 p.m. PT
 Sat. - 12 p.m. PT
 Sun. - 1 p.m. PT



No. 1 Washington (35-2, 7-2)
HUSKIES

ON DECK

Utah will travel to Seattle for a three-game series with No. 1 Washington this weekend. The teams met in a NCAA Super Regional last season with the Huskies advancing to the College World Series.

UTAH NOTES

- Utah is currently No. 39 in the latest RPI and its strength of schedule is seventh in the country

- Alyssa Barrera was named to the USA Softball Player of the Year "Watch List", one of nine sophomores on the 50-person list

- Katie Donovan is the active Pac-12 leader in career, strikeouts, saves, starts, innings and appearances and ranks second in wins

- Donovan is eighth in the Pac-12 with 111 strikeouts and Viramontes is 10th in the nation with four saves to her credit

- After not having a pitcher toss 10 strikeouts in a game over the last six seasons, both Katie Donovan and Miranda Viramontes did it at the Maryland Invitational

- Heather Bowen is batting .340 and is fourth in the nation with 15 doubles. As a team, Utah leads the nation in doubles per game (1.91)

- At the Mary Nutter Classic this season, head coach Amy Hogue won her 300th game at Utah and 500th game of her career.

DONOVAN CLIMBING CAREER CHARTS

Katie Donovan now has 64 wins for her career, matching Michele Townsend for fourth place in Utah history. She needs five more W's to catch Janet Womack in the record book.

The senior also needs 60 more strikeouts to catch Kristen Arbogast for second place in Utah history. Donovan also recently moved past Ali Andrus for third place in total appearances by a Ute hurler.

UCLA RECAP

Utah struggled in a few areas against the Bruins. The pitchers allowed 18 walks and 25 runs in 21 innings pitched. The defense committed seven errors and no player drove in more than two runs.

Kelly Martinez had a solid weekend, batting .445 with three runs scored while Alyssa Palacios hit .375 and also crossed the plate three times.

UTAH VS. WASHINGTON REWIND

Utah lost to the Huskies in the NCAA Super Regionals last season and has never won a series against UW (7 tries).

QUICK FACTS

UNIVERSITY OF UTAH INFORMATION

Location	Salt Lake City, Utah
Elevation	4,657 ft.
Founded	1850
Enrollment.....	31,515
Nickname.....	Utes
Colors	Crimson & White
Mascot	Swoop (Red-Tailed Hawk)
Conference	Pac-12
President	David W. Pershing, Ph.D.
Athletics Director	Chris Hill, Ph.D.

SOFTBALL HISTORY

First Year of Softball	1976
All-Time Record	1,237-920-6 (.573)
All-Time Conference Record	383-319-1 (.545)
All-Time Pac-12 Record	55-86 (.390)
NCAA Tournament Appearances	15

STADIUM INFORMATION

Stadium.....	Utah Softball Stadium
Capacity	1,410

TEAM INFORMATION

2017 Overall Record (Finish)....	37-16 (NCAA Supers)
2017 Pac-12 Record (Finish)	13-9 (Fifth)
2017 NFCA/USA Today Final Ranking	#14

STAFF INFORMATION

Head Coach	Amy Hogue (Utah, '94)
Utah Record	296-245-1 (.548, 10 years)
NJCAA Record.....	197-82 (.706, Five years)
Overall Record	494-330-1 (.599, 15 years)
Office Phone	801.581.3093
Email.....	ahogue@huntsman.utah.edu

Associate Head Coach	Maggie Livreri
Office Phone	801.587.9211
Email.....	mlivreri@huntsman.utah.edu

Assistant Coach	Cody Thomson
Office Phone	801.587.3093
Email.....	cthompson@huntsman.utah.edu

Volunteer Assistant Coach	Russ Paskins
---------------------------------	--------------

OUTLOOK

Letterwinners Returning/Lost.....	10/8
Position Starters Returning/Lost	4/5
Pitchers Returning/Lost.....	3/0
Newcomers	8

MEDIA INFORMATION

Softball Contact.....	Drew Wiseman
Office Phone	801.581.3771
Email.....	dwiseman@huntsman.utah.edu

No.	Name	Pos.	B/T	Cl.	Yr.	Hometown (Previous School)
4	Chandler Walter	INF	R/R	FR.	HS	Gilbert Ariz. (Perry HS)
9	Ryley Ball	UTIL	R/R	SO.	1L	Hooper, Utah (Fremont HS)
10	Julia Noskin	INF/OF	L/R	FR.	HS	Calabasas, Calif. (Agoura HS)
11	Camryn Woodall	INF	R/R	FR.	HS	Keller, Texas (Keller HS)
12	BreOnna Castaneda	UTIL	R/R	SO.	1L	Rio Rancho, N.M. (Rio Rancho HS)
13	Katie Donovan	P	R/R	SR.	3L	Salem, Ore. (South Salem HS)
15	Katie Faulk	C	R/R	FR.	HS	Tucson, Ariz. (Marana HS)
16	Alyssa Barrera	OF	L/R	SO.	1L	Chino Hills, Calif. (Bishop Amat HS)
20	Miranda Viramontes	P	R/R	SR.	3L	Chino, Calif. (Chino HS)
21	Ally Dickman	OF	L/L	JR.	2L	Mission Viejo, Calif. (Capistrano Valley HS)
22	Kelly Martinez	C	R/R	SO.	1L	Yucapia, Calif. (Yucaipa HS)
27	Aubrey Peterson	OF	R/L	JR.	2L	Everett, Wash. (Cascade HS)
30	Hailey Hilburn	P/UTIL	R/R	JR.	2L	Orange, Calif. (Canyon HS)
33	Abby Robertson	SS	R/R	FR.	HS	Corona, Calif. (Santiago HS)
37	Heather Bowen	3B	R/R	SR.	3L	Las Vegas, Nev. (Centennial HS)
42	Alyssa Palacios	UTIL	R/R	FR.	HS	La Habra, Calif. (La Habra HS)
44	Claire Feldman	P	R/R	FR.	RS	Lithia, Fla. (Newsome HS)

PRONUNCIATION GUIDE

Alyssa Barrera	ba-RARE-uh	Alyssa Palacios	Pa-la-see-os
BreOnna Castaneda	bre-ON-na cast-fa-neh-da	Miranda Viramontes	veer-UH-mon-tez
Julia Noskin	NAH-skin		

During the 2017 regular season, Utah was swept at home by Washington, with two games going to extra innings.

In six games last season, Alyssa Barrera hit .410, Kelly Martinez hit .313 and scored a team-high six runs while driving in five, and BreOnna Castaneda hit .333 with five runs scored and five RBI.

Washington was paced by Taylor Van Zee, who hit .570 and drove in 10 runs. Morganne Flores hit .475 and drove in 16. Taran Alvelo earned the decision in every game, pitching 27 2/3 innings

2017 UTE REVIEW

Utah finished 37-16 last year, its best record since 1997. It also had its best mark in Pac-12 play (13-9) since joining the conference in 2012.

The Utes reached the postseason for a 21st time and qualified for the NCAA Tournament in a third-straight year, a program first. Utah also advanced to a second-straight NCAA Super Regional and hosted a NCAA Regional for the first time

Utah finished last season ranked 18th nationally in scoring at 5.9 runs per contest and team batting average (.318). Defensively, it led the league and ranked second nationally with 32 double plays turned

The five players selected to the first and second Pac-12 all-conference teams in 2017 were the most for Utah since it joined the Pac-12.

MIRANDA MAKES MARK ON PAC-12'S TOP TEAM

Miranda Viramontes, a two-time All-Pac-12 performer went 14-4 last season with a 1.51 ERA, third best in the Pac-12. She also ranked 10th nationally in walks per seven innings (19 in 115 2/3 IP).

Viramontes threw a perfect game vs. CSU Bakersfield and has a propensity for winning big contests, turning in complete game victories over No. 13 Tennessee at last year's Mary Nutter Classic, two wins at No. 10 UCLA and two wins vs. No. 1 Arizona.

DONOVAN DUBBED ALL PAC-12 SECOND TEAMER

Katie Donovan earned All Pac-12 honors for a third-straight season. She had 18 wins to give her 55 for her career, fifth most in Utah history. Donovan also ranked eighth in the Pac-12 in strikeouts, She also notched two saves and led the team in innings pitched (155.1)

BARRERA BREAKS THROUGH IN DEBUT

Alyssa Barrera, named to the USA Softball Player of the Year "Watch List", also made the short list of finalists for the 2017 Schutt Sports/NFCA Division I National Freshman of the Year award.

Follow Utah Softball on Twitter!



@utah_softball

Visit the Utah Softball Official Facebook Page



www.facebook.com/utesoftball

TOP 25 POLLS

USA TODAY/NFCA COACHES POLL

No.	School	Points	Record	Prev.
1	Washington (29)	796	35-2	1
2	Oklahoma (2)	764	31-2	2
3	UCLA	739	31-2	3
4	Florida	691	32-4	4
5	Oregon	655	27-6	5
6	Georgia	645	31-4	6
7	Arizona State	612	31-4	8
8	Tennessee	557	31-5	7
9	Arizona	521	27-6	11
10	Texas A&M	488	32-8	12
11	Auburn	476	33-7	10
12	South Carolina	452	30-6	9
13	Florida State	415	29-6	14
14	LSU	397	29-6	13
15	Alabama	329	24-9	16
16	Baylor	310	20-9	15
17	Michigan	290	28-7	17
18	Long Beach State	269	29-7	18
19	Louisiana	204	23-7	21
20	Arkansas	179	28-6	23
21	Kentucky	162	20-11	19
22	Mississippi State	98	28-9	20
23	Ohio State	80	21-8	24
24	California	72	24-11	22
25	Texas State	54	25-8	RV

Receiving Votes: Hofstra (28), Oklahoma State (24), Kennesaw State (17), Wichita State (13), Nebraska (13), Ole Miss (13), James Madison (12), Oregon State (11), Northwestern (7), FGCU (2), UNCG (2), San Jose State (1)

ESPN.COM/USA SOFTBALL POLL

No.	School	Record	Points	Prev.
1.	Washington (16)	35-2	496	1
2.	Oklahoma (2)	31-2	472	3
3.	UCLA (1)	31-2	460	4
4.	Oregon (1)	27-6	438	2
5.	Georgia	31-4	405	6
6.	Florida	32-4	398	5
7.	Arizona State	31-4	396	7
8.	Arizona	27-6	351	9
9.	Florida State	29-6	321	11
10.	Texas A&M	32-8	307	12
11.	South Carolina	30-6	300	8
12.	Tennessee	31-5	285	10
13.	Auburn	33-7	264	13
14.	LSU	29-6	251	14
15.	Alabama	24-9	218	16
16.	Michigan	28-7	191	17
17.	Baylor	20-9	172	15
18.	Louisiana	23-7	143	20
19.	Long Beach State	29-7	138	22
20.	Kentucky	20-11	109	19
21.	Arkansas	28-6	81	RV
22.	Mississippi State	28-9	77	18
23.	California	24-11	45	21
24.	Ohio State	21-8	44	24
25.	Oregon State	20-15	37	25

Others receiving votes: Oklahoma State (33), Texas State (24), Hofstra (8), Northwestern (8), South Florida (6), Memphis (5), Nebraska (5), Wichita State (5), Louisville (4), Minnesota (2), Ole Miss (2), James Madison (1), San Jose State (1)

UTES IN THE RANKINGS

Date	Record	NFCA	ESPN/USA	RPI
Pre.	0-0	15	16	---
2/13	2-3	21	24	---
2/20	6-5	24	---	---

She ranked sixth in the Pac-12 and led the Utes with 46 runs scored in 2017. She was named to the All Pac-12 Second Team and All-Freshman Team.

She reached base safely in her first 13 games and opened her collegiate career with an 11-game hit streak, while starting every contest for the Utes. She was named Pac-12 Freshman of the Week after a strong performance at last season's Mary Nutter Classic.

MARTINEZ MAKES MARK ON ALL-FRESHMAN TEAM

Utah had a student-athlete named to the Pac-12 All-Freshmen team for a sixth-consecutive year with Barrera and Kelly Martinez both being selected.

Martinez led the Pac-12 in 2017 by throwing out 13 base runners and notched a Pac-12 Freshman of the Week award earlier this season.

HILBURN HITTING HER SPOT

Hailey Hilburn, used mainly in relief during conference play, ranked sixth in the Pac-12 with a 1.56 ERA and 5.5 hits allowed per seven innings.

This season, she has already notched four wins and threw a career-high 147 pitches vs No. 3 UCLA. She also matched a career high with six strikeouts in the win vs. Saint Mary's

HIGH FIVE FOR UTES ON ALL-NFCA TEAMS

The Utah softball team matched a program record by placing five players on the 2017 National Fastpitch Coaches Association All-Pacific Region Teams. Three return in Barrera, Donovan and Heather Bowen.

Bowen, an All Pac-12 choice in 2015, hit .316 and ranked third on the team with 43 runs batted in last year. After not playing third base prior to the season, Bowen started every game for the Utes in 2017.

Donovan was chosen for a third-straight season, joining Hannah Flippen (2014-17), Sandy Rhea (1996-98) and Charmelle

Green (1988-90) as the only Utes to accomplish that feat.

Utah has had multiple selections each of the last four years, 15 players in total.

UTES EARN 2017 ACADEMIC ALL-DISTRICT AWARDS

Katie Donovan was named to the CoSIDA Academic All-District 8 team.

Donovan was an All-District pick in 2016 and Utah has had four honorees over the past two years after no selections from 2013-15.

UTES PUT RECORD SEVEN ON PAC-12 ALL-ACADEMIC TEAMS

Utah Softball placed a program record seven student-athletes on Pac-12 All-Academic Teams.

Katie Donovan (3.81; Honors Biology) became the second Ute in program history to be named to the first team for a second time.

Ally Dickman (3.76; Communications), a 2016 NFCA Scholar Athlete, was also named to the second team.

An honorable mention went to Heather Bowen giving Utah 30 All-Academic selections (19 individual student-athletes) since joining the Pac-12 in 2012.

CAREER BATTING RECORDS

BATTING AVERAGE (MIN. 200 AB)

1. Hannah Flippen (2014-17)	.392
2. Cyndee Bennett (1994-97)	.371
3. Kate Dickman (2012-15)	.370
4. Jackie Wong (2005-06)	.362
5. Diana Phillips (2005-08)	.360

AT BATS

1. Molly McLean (1999-2002)	757
2. Sandy Rhea (1995-98)	727
3. Melissa Stahnke (2001-04)	710
4. Amy (Timmel) Hogue (1991-94)	703
5. Cyndee Bennett (1994-97)	701

HITS

1. Hannah Flippen (2014-17)	263
2. Cyndee Bennett (1994-97)	260
3. Sandy Rhea (1995-98)	256
4. Kate Dickman (2012-15)	249
5. Diana Phillips (2005-08)	245

RUNS

1. Hannah Flippen (2014-17)	197
2. Sandy Rhea (1995-98)	177
3. Kate Dickman (2012-15)	159
4. Molly McLean (1999-2002)	155
5. Kara Foster (2007-10)	150

DOUBLES

1. Kate Dickman (2012-15)	61
2. Sandy Rhea (1995-98)	44
3. Anissa Urtez (2014-17)	43
Sunny Smith (1997-2000)	43
Cyndee Bennett (1994-97)	43

TRIPLES

1. Sandy Rhea (1995-98)	19
2. Diana Phillips (2005-08)	14
3. Hannah Flippen (2014-17)	13
Jo Evans (1979-82)	13
5. Kate Dickman (2012-15)	12
Kate Dickman (2012-15)	12
Charmelle Green (1988-91)	12
Pipi Hollingsworth (1984-87)	12
Annette Ausseresses (1982-85)	12

HOME RUNS

1. Kara Foster (2007-2010)	67
2. Melissa Stahnke (2001-04)	49
3. Whitney Holm (2008-2012)	38
4. Cyndee Bennett (1994-97)	37
5. Hannah Flippen (2014-17)	33
Lyndsey Trevis (1999-2002)	33
Sunny Smith (1997-2000)	33

RUNS BATTED IN

1. Cyndee Bennett (1994-97)	175
2. Kara Foster (2007-10)	170
3. Anissa Urtez (2014-17)	163
4. Melissa Stahnke (2001-04)	162
5. Lyndsey Trevis (1999-2002)	153

SACRIFICE FLIES

1. Sunny Smith (1997-2000)	12
2. Bridget Castro (2014-17)	9
3. Amy Mason (1989-92)	8
Cyndee Bennett (1994-97)	8
Kate Dickman (2012-15)	8
Marissa Mendenhall (2012-15)	8

SACRIFICE HITS

1. Tammy Beer (1993-96)	60
2. Stacie Reynolds (1993-96)	54
3. Lisa Hashimoto-Hall (1997-2000)	48
4. Joy Jackson (1986-89)	38
5. Mary Kay Riley (1982-83)	36

WALKS

1. Tia Palauni (2008-2012)	115
2. Niki Hayhurst (2000-03)	106
3. Hannah Flippen (2014-17)	105
4. Lyndsey Trevis (1999-2002)	94
5. Melissa Stahnke (2001-04)	89

CAREER PITCHING RECORDS

EARNED RUN AVERAGE (MIN. 200 IP)

1. Teri Richardson (1983-85)	0.79
2. Diane Brown (1982-83)	1.19
3. Mona Stevens (1978-80)	1.26
4. Ali (Andrus) Sagas (1994-97)	1.27
5. Janet Womack (1989-92)	1.29

APPEARANCES

1. Kristin Arbogast (1998-2001)	176
2. Ali (Andrus) Sagas (1994-97)	148
3. Katie Donovan (2015-)	145
4. Janet Womack (1989-92)	136
5. Ashley Smuda (2008-10)	124

WINS

1. Kristin Arbogast (1998-2001)	89
Ali (Andrus) Sagas (1994-97)	89
3. Janet Womack (1989-92)	69
4. Katie Donovan (2015 -)	64
Michele Townsend (1983-86)	64

COMPLETE GAMES

1. Ali (Andrus) Sagas (1994-97)	109
2. Kristin Arbogast (1998-2001)	108
3. Janet Womack (1989-92)	96
4. Michele Townsend (1983-86)	76
5. Monica Jimenez (1994-97)	60

INNINGS PITCHED

1. Kristin Arbogast (1998-2001)	955.0
2. Ali (Andrus) Sagas (1994-97)	891.2
3. Janet Womack (1989-92)	814.0
4. Michele Townsend (1983-86)	697.2
5. Melissa Halkinrude (1990-93)	611.0

STRIKEOUTS

1. Ali (Andrus) Sagas (1994-97)	809
2. Kristin Arbogast (1998-2001)	598
3. Katie Donovan (2015-)	538
4. Janet Womack (1989-92)	495
5. Generra Nielson (2011-12)	492

SHUTOUTS

1. Ali (Andrus) Sagas (1994-97)	44
2. Janet Womack (1989-92)	32
3. Kristin Arbogast (1998-2001)	20
4. Melissa Halkinrude (1990-93)	19
5. Monica Jimenez (1994-97)	15

FEWEST WALKS PER INNING

1. Diane Brown (1982-83)	.200
--------------------------	------

FEWEST HITS PER INNING

1. Mona Stevens (1978-80)	.580
---------------------------	------

ALL-TIME NO-HITTERS

DATE	PITCHER	OPPONENT	SITE
1981	Robin Krall	Cypress College	N/A
1981	Sharon Hughes	BYU (5)	N/A
1984	Monica Messmer	New Mexico State	N/A
1985	Michele Townsend	BYU	N/A
1985	Teri Richardson	New Mexico	N/A
1986	Michele Townsend	BYU	N/A
1988	Cami Pollard	Utah State	N/A
1988	Cami Pollard	Utah State	N/A
1991	Janet Womack	Colorado State	N/A
1992	Melissa Halkinrude	Oregon State (5)	N/A
1994	Ali (Andrus) Sagas	Northwestern	N/A
1995	Ali (Andrus) Sagas	Purdue	N/A
1996	Ali (Andrus) Sagas	Yale (5)	N/A
3/28/97	Ali (Andrus) Sagas	Wichita State	Salt Lake City
3/28/97	Monica Jimenez	N. C. A&T (5)	Salt Lake City
3/29/97	Ali (Andrus) Sagas	Georgia State (5)	Salt Lake City

DATE	PITCHER	OPPONENT	SITE
4/18/97	Ali (Andrus) Sagas	Tulsa (5)	Salt Lake City
5/2/97	Monica Jimenez	Colorado State	Salt Lake City
3/17/01	Kristin Arbogast	Bethune Cookman (6)	Tallahassee, Fla.
2/25/06	Meghan Dyer	UTEP (5)	El Paso, Texas
3/11/08	Ashley Smuda	Southern Utah (5)	Salt Lake City
4/12/08	Ashley Smuda	UNLV	Las Vegas, Nev.
2/7/09	Ashley Smuda	Utah State	St. George
3/18/09	Ashley Smuda	Boise State	Salt Lake City
4/1/11	Generra Nielson	Idaho State (5)	Salt Lake City
3/12/12	Generra Nielson	Colgate	Ft. Myers, Fla.
2/20/15	Katie Donovan	Nevada (5)	Cathedral City, Calif.
2/19/17	Miranda Viramontes	CSU Bakersfield (6)	Long Beach, Calif.

2018 RECORD WHEN...

Overall.....	17-15
Pac-12 Conference	2-7
Non-Conference	15-8
Postseason	
Home	2-4
Away	4-5
Neutral	11-6
Day	14-9
Night	4-5
vs Left	1-2
vs Right	16-13
1-Run games.....	3-3
2-Run games.....	1-2
5+Run games	9-5
Extra innings.....	
Shutouts	5-3
Scoring 0-2 runs	2-8
Scoring 3-5 runs	3-7
Scoring 6-9 runs	9-0
Scoring 10+ runs	3-0
Opponent 0-2 runs.....	13-2
Opponent 3-5 runs.....	2-6
Opponent 6-9 runs.....	2-6
Opponent 10+ runs	0-1
Scored in 1st inning.....	7-4
Scores first.....	10-6
Opp. scores first.....	7-9
After 4 leading.....	14-2
After 4 trailing.....	1-10
After 4 tied.....	2-3
After 5 leading.....	15-1
After 5 trailing.....	0-11
After 5 tied.....	0-3
After 6 leading.....	13-2
After 6 trailing.....	0-10
After 6 tied.....	0-2
Hit 0 home runs.....	7-14
Hit 1 home run	7-1
Hit 2+ home runs	3-0
Opponent 0 home runs.....	12-4
Opponent 1 home run	4-9
Opponent 2+ HRs	1-2
Made 0 errors	5-6
Made 1 error	8-4
Made 2+ errors	4-5
Opp. made 0 errors.....	4-4
Opp. made 1 error	3-6
Opp. made 2+ errors.....	10-5
Out-hit opponent.....	17-1
Out-hit by opponent.....	0-14
Hits are tied	
In February	6-5
In March	11-10
In April.....	
In May	
On Monday	2-1
On Tuesday.....	1-1
On Wednesday.....	
On Thursday.....	2-1
On Friday.....	2-4
On Saturday	5-7
On Sunday	5-1

UTAH NCAA POSTSEASON HISTORY

1976 AIAW REGIONALS (1ST, 2-0)

Salt Lake City, Utah

5-6	Arizona State	W, 19-2
5-7	Northern Colorado	W, 9-0

1976 AIAW COLLEGE WORLD SERIES (1-2)

Omaha, Neb.

5-13	Sacramento	L, 1-5
5-14	South Dakota	W, 5-1
5-15	East Stroudsburg	L, 1-4

1977 AIAW REGIONALS (4TH, 2-2)

Greeley, Colo.

5-12	Utah State.....	W, 6-4
5-13	Arizona State.....	L, 1-3
5-13	New Mexico State.....	W, 7-3
5-13	Arizona	L, 0-4

1979 AIAW REGIONALS (4TH, 2-2)

Ogden, Utah

5-10	Arizona	L, 0-6
5-10	New Mexico State.....	W, 4-0
5-11	Weber State	W, 4-2
5-11	Arizona State.....	L, 4-6

1980 AIAW REGIONALS (3RD, 2-1)

Laramie, Wyo.

5-8	Weber State	W, 2-0
5-9	Utah State.....	L, 0-2
5-10	N/A.....	W, n/a

1981 AIAW REGIONALS (3RD, 2-2)

Albuquerque, N.M.

5-7	New Mexico	L, 4-5
5-8	Weber State	W, 5-0
5-8	Utah State.....	W, 3-2
5-9	New Mexico	L, 0-2

1982 AIAW REGIONALS (1ST, 3-0)

Pocatello, Idaho

5-7	New Mexico State.....	W, 2-0
5-7	Utah State.....	W, 5-0
5-8	Idaho State.....	W, 2-0

1982 AIAW COLLEGE WORLD SERIES (0-2)

Norman, Okla.

5-20	Oklahoma State.....	L, 0-2
5-21	Oklahoma	L, 2-4

1984 NCAA REGIONALS (2ND, 0-2)

Las Cruces, N.M.

5-17	Utah State.....	L, 2-6
5-18	Utah State.....	L, 3-4

1985 NCAA REGIONALS (1ST, 2-1)

Tempe, Ariz.

5-16	Arizona State.....	L, 1-2
5-17	Arizona State	W, 2-1
5-17	Arizona State.....	W, 3-2

1985 NCAA COLLEGE WORLD SERIES (0-2)

Omaha, Neb.

5-22	UCLA.....	L, 0-1
5-22	Adelphi.....	L, 0-1

1987 NCAA REGIONALS (2ND, 0-2)

Lincoln, Neb.

5-15	Nebraska	L, 0-6
5-16	Nebraska	L, 2-3

1991 NCAA REGIONALS (1ST, 3-1)

College Station, Texas

5-17	Minnesota.....	W, 1-0
5-17	Texas A&M.....	L, 0-1
5-18	Minnesota.....	W, 2-0
5-18	Texas A&M.....	W, 3-0

1991 NCAA COLLEGE WORLD SERIES (0-2)

Oklahoma City, Okla.

5-24	Fresno State.....	L, 0-2
5-24	Missouri.....	L, 0-2

1992 NCAA REGIONALS (2ND, 0-2)

Los Angeles, Calif.

5-15	UCLA.....	L, 0-1
5-16	UCLA.....	L, 2-7

1994 NCAA REGIONALS (1ST, 4-1)

Lafayette, La.

5-20	Princeton.....	W, 1-0
5-21	SW Louisiana	L, 0-1
5-21	Princeton.....	W, 2-1
5-22	SW Louisiana	W, 3-2
5-22	SW Louisiana	W, 2-0

1994 NCAA COLLEGE WORLD SERIES (1-2)

Oklahoma City, Okla.

5-26	Oklahoma State.....	W, 2-0
5-27	Cal State-Northridge	L, 1-5
5-28	UCLA.....	L, 1-11

1995 NCAA REGIONALS (0-2)

Stillwater, Okla.

5-19	Oklahoma State.....	L, 0-3
5-20	Oklahoma	L, 1-7

1997 NCAA REGIONALS (1-2)

Iowa City, Iowa

5-16	Missouri.....	W, 3-1
5-17	Iowa.....	L, 1-3
5-17	DePaul.....	L, 0-2

2000 NCAA REGIONALS (2ND, 3-2)

Seattle, Wash.

5-18	Western Illinois	W, 1-0
5-19	Mississippi State	L, 3-11
5-20	Tennessee-Chattanooga	W, 2-1
5-20	Mississippi State	W, 4-1
5-21	Washington	L, 0-9

2002 NCAA REGIONALS (0-2)

Norman, Okla.

5-16	Oklahoma	L, 0-6
5-16	Army	L, 0-2

2004 NCAA REGIONALS (0-2)

Palo Alto, Calif.

5-20	Stanford.....	L, 0-1
5-21	Southern Mississippi.....	L, 5-13

2006 NCAA REGIONALS (2-2)

Austin, Texas

5-19	Indiana.....	L, 0-3
5-20	Texas-San Antonio.....	W, 3-2
5-20	Indiana.....	W, 5-1
5-21	Texas.....	L, 0-3

2015 NCAA REGIONALS (2-2)

Knoxville, Tenn.

5-15	Virginia Tech.....	W, 6-1
5-16	Tennessee.....	L, 9-1
5-16	Longwood.....	W, 2-0
5-17	Tennessee.....	L, 3-1

2016 NCAA REGIONALS (3-1)

Lexington, Ky.

5-20	Illinois.....	W, 1-0
5-21	Kentucky.....	W, 3-0
5-22	Kentucky.....	L, 4-0
5-22	Kentucky.....	W, 5-3

2016 NCAA SUPER REGIONALS (0-2)

Tallahassee, Fla.

5-27	Florida State	L, 6-2
5-28	Florida State	L, 3-0

2017 NCAA REGIONALS (3-0)

Salt Lake City, Utah

5-18	Fordham	W, 10-0
5-19	BYU.....	W, 3-2
5-20	BYU.....	W, 14-0

2017 NCAA SUPER REGIONALS (1-2)

Seattle, Wash.

5-26	Washington	L, 10-4
5-27	Washington	W, 9-8
5-28	Washington	L, 2-1

2018 SCORE-BY-INNING

	1	2	3	4	5	6	7	8	9	EX	TOTAL
UTAH UTES	21	35	23	25	29	13	12				161
OPPONENTS	16	18	7	27	17	9	24				118

2018 OVERALL STATISTICS

Record: 17-15 Home: 2-4 Away: 4-5 Neutral: 11-6 Conference: 2-7

Player	avg	gp-gs	ab	r	h	2b	3b	hr	rbi	tb	slg%	bb	hp	so	gdp	ob%	sf	sh	sb-att	po	a	e	fld%
BARRERA	.359	32-32	103	23	37	6	0	0	10	43	.417	9	6	11	0	.437	1	1	4-5	31	3	1	.971
CASTANEDA	.355	32-32	93	16	33	6	0	4	28	51	.548	8	5	12	1	.430	1	4	1-3	47	56	6	.945
MARTINEZ	.347	32-32	95	23	33	6	4	2	17	53	.558	7	0	5	0	.392	0	5	0-1	233	12	2	.992
HILBURN	.341	31-31	91	22	31	6	2	3	21	50	.549	5	1	18	0	.370	3	1	4-4	9	9	2	.900
BOWEN	.340	32-32	100	22	34	15	0	5	26	64	.640	11	1	12	0	.404	2	0	0-1	33	53	8	.915
NOSKIN	.286	32-28	77	21	22	1	0	0	3	23	.299	10	2	9	0	.382	0	0	1-2	33	1	1	.971
ROBERTSON	.246	25-25	65	3	16	3	0	0	9	19	.292	7	0	14	0	.319	0	2	0-1	53	15	2	.971
PALACIOS	.245	23-21	49	7	12	6	0	0	11	18	.367	6	1	12	0	.328	2	4	0-0	118	3	5	.960
WALTER	.208	24-21	53	5	11	4	0	0	8	15	.283	4	0	11	0	.263	0	1	0-0	39	33	6	.923
A. DICKMAN	.194	28-26	62	5	12	5	0	0	4	17	.274	3	5	9	0	.286	0	0	0-0	4	0	0	1.000

PETERSON	.300	15-1	10	8	3	0	0	1	2	6	.600	1	0	0	0	.364	0	1	0-1	1	0	0	1.000
BALL	.250	23-5	20	6	5	1	0	0	3	6	.300	3	1	2	0	.375	0	0	2-3	8	1	1	.900
FAULK	.111	14-3	18	0	2	1	0	0	1	3	.167	0	0	6	0	.111	0	0	0-0	16	0	1	.941
WOODALL	.091	11-0	11	0	1	1	0	0	2	2	.182	0	0	5	0	.091	0	0	0-0	0	0	0	.000
Totals	.298	32	847	161	252	61	6	15	145	370	.437	74	22	126	1	.366	9	19	12-21	629	215	37	.958
Opponents	.250	32	823	118	206	36	9	19	104	317	.385	85	17	230	1	.330	8	14	18-25	619	242	44	.951

LOB - Team (191), Opp (200). DPs turned - Team (8), Opp (10). IBB - Team (1), BARRERA 1. Picked off - BOWEN 1.

(All games Sorted by Earned run avg)

Player	era	w-l	app	gs	cg	sho	sv	ip	h	r	er	bb	so	2b	3b	hr	b/avg	wp	hp	bk	sfa	sha
VIRAMONTES	2.91	3-8	22	11	3	0/2	4	74.2	83	43	31	18	83	11	3	4	.276	5	10	0	1	2
DONOVAN	3.32	9-5	25	20	2	0/4	1	97.0	94	55	46	43	111	22	5	11	.248	7	5	0	4	9

FELDMAN	2.52	1-0	7	0	0	0/2	0	8.1	7	4	3	4	11	1	0	1	.206	0	0	0	1	1
HILBURN	2.83	4-2	12	1	0	0/3	0	29.2	22	16	12	20	25	2	1	3	.202	4	2	0	2	2
Totals	3.07	17-15	32	32	5	5/5	5	209.2	206	118	92	85	230	36	9	19	.250	16	17	0	8	14
Opponents	3.94	15-17	32	32	8	3/1	2	206.1	252	161	116	74	126	61	6	15	.298	13	22	1	9	19

PB - Team (9), MARTINEZ 9, Opp (3). Pickoffs - Team (0), Opp (1). SBA/ATT - MARTINEZ (17-24), DONOVAN (7-10), HILBURN (5-7), VIRAMONTES (4-6), FELDMAN (2-2), FAULK (1-1).

-- BATTING --

2018 STATISTICAL LEADERS

-- PITCHING --

Average

Alyssa Barrera359
BreOnna Castaneda355
Kelly Martinez.....347

Runs Scored

Alyssa Barrera23
Kelly Martinez.....23
Hilburn/Bowen22

Hits

Alyssa Barrera37
Heather Bowen34
Castaneda/Martinez33

RBI

BreOnna Castaneda28
Heather Bowen26
Hailey Hilburn21

Double5

Heather Bowen 14
Five tied with 6

Triples

Kelly Martinez..... 4
Hailey Hilburn 2

Home runs

Heather Bowen 5
BreOnna Castaneda 4
Hailey Hilburn 3

Total bases

Heather Bowen64
Kelly Martinez.....53
BreOnna Castaneda51

Earned run avg

Miranda Viramontes2.91
Katie Donovan3.32

Wins

Katie Donovan 9
Hailey Hilburn 4
Miranda Viramontes 3

Saves

Miranda Viramontes 4
Katie Donovan 1

Innings pitched

Katie Donovan 97.0
Miranda Viramontes 74.2
Hailey Hilburn 29.2

Batters struck out

Katie Donovan 111
Miranda Viramontes 83
Hailey Hilburn 25

Batting average against

Katie Donovan248
Miranda Viramontes276

2018 PAC-12 STATISTICS

Record: 2-7 Home: 2-4 Away: 0-3 Conference: 2-7

Player	avg	gp-gs	ab	r	h	2b	3b	hr	rbi	tb	slg%	bb	hp	so	gdp	ob%	sf	sh	sb-att	po	a	e	fld%
BARRERA	.370	9-9	27	5	10	1	0	0	4	11	.407	4	2	1	0	.471	1	1	1-1	15	1	0	1.000
HILBURN	.370	9-9	27	9	10	1	2	1	6	18	.667	1	1	7	0	.414	0	0	0-0	5	6	1	.917
NOSKIN	.364	9-9	22	8	8	0	0	0	0	8	.364	7	2	0	0	.548	0	0	0-0	15	1	0	1.000
CASTANEDA	.333	9-9	27	3	9	3	0	1	9	15	.556	4	1	1	1	.438	0	1	0-0	20	15	2	.946
MARTINEZ	.286	9-9	28	7	8	0	2	0	2	12	.429	3	0	3	0	.355	0	1	0-0	45	4	1	.980
PALACIOS	.280	9-9	25	5	7	5	0	0	3	12	.480	3	0	5	0	.357	0	1	0-0	53	3	3	.949
BOWEN	.222	9-9	27	4	6	4	0	1	8	13	.481	4	1	3	0	.333	1	0	0-0	10	19	4	.879
ROBERTSON	.182	5-5	11	0	2	0	0	0	2	2	.182	2	0	5	0	.308	0	1	0-0	3	7	0	1.000
WALTER	.167	5-4	12	3	2	1	0	0	2	3	.250	2	0	1	0	.286	0	0	0-0	6	7	2	.867
A. DICKMAN	.143	7-5	14	2	2	2	0	0	0	4	.286	1	1	3	0	.250	0	0	0-0	0	0	0	.000

BALL	.667	4-1	3	0	2	1	0	0	3	3	1.000	2	0	0	0	.800	0	0	1-1	1	0	1	.500
FAULK	.250	5-2	8	0	2	1	0	0	1	3	.375	0	0	4	0	.250	0	0	0-0	0	0	0	.000
PETERSON	.000	4-1	3	0	0	0	0	0	0	0	.000	0	0	0	0	.000	0	1	0-0	0	0	0	.000
WOODALL	.000	1-0	1	0	0	0	0	0	0	0	.000	0	0	1	0	.000	0	0	0-0	0	0	0	.000
Totals	.289	9	235	46	68	19	4	3	40	104	.443	33	8	34	1	.392	2	6	2-2	174	71	15	.942
Opponents	.323	9	248	59	80	17	7	6	53	129	.520	37	5	38	0	.414	5	5	5-8	177	65	10	.960

LOB - Team (61), Opp (67). DP's turned - Team (3), Opp (7).

(Conference games only Sorted by Earned run avg)

Player	era	w-l	app	gs	cg	sho	sv	ip	h	r	er	bb	so	2b	3b	hr	b/avg	wp	hp	bk	sfa	sha
HILBURN	3.20	1-1	6	0	0	0/1	0	15.1	14	10	7	12	9	1	1	0	.230	2	0	0	2	1
VIRAMONTES	4.58	1-2	6	3	0	0/1	0	18.1	28	18	12	8	15	5	2	2	.346	1	3	0	0	1
DONOVAN	7.58	0-4	7	6	1	0/0	0	24.0	36	29	26	17	14	11	4	3	.350	3	2	0	3	3

FELDMAN	42.00	0-0	2	0	0	0/0	0	0.1	2	2	2	0	0	0	0	1	.667	0	0	0	0	0
Totals	5.67	2-7	9	9	1	1/1	0	58.0	80	59	47	37	38	17	7	6	.323	6	5	0	5	5
Opponents	4.27	7-2	9	9	3	0/0	1	59.0	68	46	36	33	34	19	4	3	.289	1	8	0	2	6

PB - Team (3), MARTINEZ 3. SBA/ATT - MARTINEZ (5-8), DONOVAN (3-5), HILBURN (2-2), VIRAMONTES (0-1).

2018 PAC-12 STANDINGS

	CONFERENCE			OVERALL		
	W	L	PCT	W	L	PCT
#1 Washington	7	2	.778	35	2	.946
#3 UCLA	7	2	.778	31	2	.939
#7 Arizona State	5	1	.833	31	4	.886
#4 Oregon	4	2	.667	27	6	.818
#8 Arizona	6	3	.667	27	6	.818
#25 Oregon State	3	6	.333	20	15	.571
Utah	2	7	.222	17	15	.531
Stanford	1	5	.167	20	13	.606
#23 California	1	8	.111	24	11	.686

2018 PAC-12 PLAYERS OF THE WEEK

DATE	PLAYER	PITCHER	FRESHMAN
Feb. 13	K. Thomas, WASH	T. Alvelo, WASH	B. Perez, UCLA
Feb. 20	T. Van Zee, WASH	M. Kleist, ORE	A. Jordan, UCLA
Feb. 27	K. Thomas, WASH	T. McQuillin, ARIZ	A. Jordan, UCLA
Mar. 6	J. DePonte, WASH	M. Elish, ORE	G. Plain, WASH
Mar. 13	S. Rhodes, ORE	G. Juarez, ASU	A. Jordan, UCLA
Mar. 19	J. Harper, ARIZ	G. Juarez, ASU	H. Brander, OSU
Mar. 26	S. Bates, WASH	G. Juarez, ASU	D. Gibson, ASU
Apr. 2	M. Stankiewicz, ASU	G. Juarez, ASU	A. Jordan, UCLA

2018 GAME HIGHS

Batting

At bats:	5	-	NOSKIN at Texas A&M (Mar 02, 2018)
	5	-	BOWEN at Grand Canyon (Mar 20, 2018)
Runs scored:	3	-	(6 times)
Hits:	5	-	BOWEN at Grand Canyon (Mar 20, 2018)
RBIs:	5	-	CASTANEDA at Grand Canyon (Mar 20, 2018)
	5	-	BOWEN vs Stanford (Mar 26, 2018)
Doubles:	3	-	MARTINEZ vs UC Santa Barbara (Feb 19, 2018 at Palm Springs, Calif.)
Triples:	1	-	(6 times)
Home runs:	1	-	(15 times)
Total bases:	9	-	BOWEN at Grand Canyon (Mar 20, 2018)
Walks:	3	-	NOSKIN vs Stanford (Mar 24, 2018)
	3	-	BARRERA vs UCLA (Mar 31, 2018)
Strikeouts:	3	-	FAULK vs UCLA (Mar 30, 2018)
Sac hits:	1	-	(19 times)
Sac flies:	1	-	(9 times)
Stolen bases:	1	-	(12 times)
Hit by pitch:	2	-	BARRERA at Maryland (Mar 08, 2018)
Caught stealing:	1	-	(9 times)
Runners LOB:	6	-	MARTINEZ vs Saint Mary's (Feb 11, 2018 at Tempe, Ariz.)

Fielding

Putouts:	13	-	MARTINEZ vs LMU (Feb 19, 2018 at Palm Springs, Calif.)
	13	-	MARTINEZ at Maryland (Mar 10, 2018)
Assists:	4	-	(4 times)
Errors:	2	-	BOWEN vs LMU (Feb 19, 2018 at Palm Springs, Calif.)
	2	-	WALTER vs UCLA (Mar 31, 2018)
Passed balls:	2	-	MARTINEZ vs Arkansas (Feb 17, 2018 at Palm Springs, Calif.)

Pitching

Innings pitched:	7.0	-	(4 times)
Runs allowed:	8	-	VIRAMONTES at Arizona (Mar 17, 2018)
	8	-	HILBURN vs UCLA (Mar 31, 2018)
Earned runs:	7	-	DONOVAN vs UCLA (Mar 30, 2018)
Walks allowed:	7	-	HILBURN vs UCLA (Mar 31, 2018)
Strikeouts:	10	-	DONOVAN at Maryland (Mar 10, 2018)
	10	-	VIRAMONTES vs Yale (Mar 10, 2018 at College Park, Md.)
Hits allowed:	11	-	DONOVAN vs UCLA (Mar 30, 2018)
Doubles allowed:	4	-	DONOVAN at Arizona (Mar 18, 2018)
Triples allowed:	2	-	DONOVAN vs UCLA (Mar 30, 2018)
Homers allowed:	2	-	HILBURN vs Georgia (Feb 09, 2018 at Tempe, Ariz.)
	2	-	DONOVAN at Texas A&M (Mar 02, 2018)
Wild pitches:	2	-	DONOVAN at Grand Canyon (Mar 20, 2018)
	2	-	DONOVAN vs UCLA (Mar 30, 2018)
	2	-	HILBURN vs UCLA (Mar 31, 2018)
Hit batters:	3	-	VIRAMONTES vs LMU (Feb 19, 2018 at Palm Springs, Calif.)



2018 GAME HIGHS

Batting

At bats:	33	-	vs New Mexico (Feb 09, 2018 at Tempe, Ariz.)
	33	-	at Texas A&M (Mar 02, 2018)
	33	-	at Grand Canyon (Mar 20, 2018)
Runs scored:	17	-	vs New Mexico (Feb 09, 2018 at Tempe, Ariz.)
Hits:	16	-	vs New Mexico (Feb 09, 2018 at Tempe, Ariz.)
	16	-	at Grand Canyon (Mar 20, 2018)
RBIs:	15	-	vs New Mexico (Feb 09, 2018 at Tempe, Ariz.)
Doubles:	5	-	vs UC Santa Barbara (Feb 19, 2018 at Palm Springs, Calif.)
	5	-	vs Stanford (Mar 24, 2018)
Triples:	2	-	vs Stanford (Mar 24, 2018)
	2	-	vs UCLA (Mar 29, 2018)
Home runs:	3	-	vs New Mexico (Feb 09, 2018 at Tempe, Ariz.)
Total bases:	27	-	vs New Mexico (Feb 09, 2018 at Tempe, Ariz.)
Walks:	11	-	vs UCLA (Mar 31, 2018)
Strikeouts:	8	-	vs Arkansas (Feb 17, 2018 at Palm Springs, Calif.)
	8	-	at Texas A&M (Mar 03, 2018)
Sac hits:	2	-	at Maryland (Mar 08, 2018)
	2	-	vs Stanford (Mar 26, 2018)
Sac flies:	1	-	(9 times)
Stolen bases:	2	-	vs Syracuse (Feb 17, 2018 at Palm Springs, Calif.)
	2	-	vs Miami (Mar 08, 2018 at College Park, Md.)
	2	-	at Maryland (Mar 08, 2018)
Hit by pitch:	2	-	at Texas A&M (Mar 02, 2018)
	2	-	at Maryland (Mar 08, 2018)
	2	-	vs Stanford (Mar 24, 2018)
Caught stealing:	1	-	(9 times)
Runners LOB:	11	-	vs UCLA (Mar 31, 2018)
Hit into DP:	2	-	at Arizona (Mar 18, 2018)

Fielding

Putouts:	21	-	(20 times)
Assists:	14	-	vs Stanford (Mar 24, 2018)
Errors:	4	-	vs UC Santa Barbara (Feb 19, 2018 at Palm Springs, Calif.)
	4	-	vs UCLA (Mar 31, 2018)
Passed balls:	2	-	vs Arkansas (Feb 17, 2018 at Palm Springs, Calif.)
DPs turned:	2	-	at Texas A&M (Mar 03, 2018)
	2	-	vs UCLA (Mar 30, 2018)

Pitching

Innings pitched:	7.0	-	(20 times)
Runs allowed:	10	-	at Arizona (Mar 18, 2018)
Earned runs:	10	-	at Arizona (Mar 18, 2018)
Walks allowed:	10	-	vs UCLA (Mar 31, 2018)
Strikeouts:	13	-	vs Yale (Mar 10, 2018 at College Park, Md.)
Hits allowed:	14	-	at Arizona (Mar 18, 2018)
Doubles allowed:	5	-	at Arizona (Mar 18, 2018)
Triples allowed:	2	-	vs Stanford (Mar 24, 2018)

2018 MISCELLANEOUS STATISTICS

Multiple Hit Games	2	3	4	5+	Total
BARRERA	8	2	-	-	10
MARTINEZ	6	2	1	-	9
CASTANEDA	4	5	-	-	9
BOWEN	5	2	-	1	8
HILBURN	5	1	-	-	6
NOSKIN	4	1	-	-	5
WALTER	3	-	-	-	3
PALACIOS	3	-	-	-	3
A. DICKMAN	2	-	-	-	2
BALL	2	-	-	-	2
ROBERTSON	2	-	-	-	2
PETERSON	1	-	-	-	1
TEAM	45	13	1	1	60

Multiple RBI Games	2	3	4	5+	Total
CASTANEDA	3	3	1	1	8
BOWEN	2	2	-	1	5
MARTINEZ	3	1	1	-	5
HILBURN	2	1	2	-	5
PALACIOS	3	-	-	-	3
WALTER	3	-	-	-	3
BARRERA	2	-	-	-	2
ROBERTSON	1	-	-	-	1
BALL	1	-	-	-	1
A. DICKMAN	1	-	-	-	1
PETERSON	1	-	-	-	1
WOODALL	1	-	-	-	1
TEAM	23	7	4	2	36

Hitting Streaks	Longest	Current
BARRERA	12	1
HILBURN	7	6
ROBERTSON	5	1
A. DICKMAN	4	-
MARTINEZ	4	-
BOWEN	4	-
PALACIOS	3	1
NOSKIN	3	2
CASTANEDA	3	-
WALTER	2	-
FAULK	1	-
WOODALL	1	-
PETERSON	1	-
BALL	1	1

Reached Base Streaks	Longest	Current
BOWEN	12	1
BARRERA	12	1
NOSKIN	11	11
CASTANEDA	9	6
HILBURN	7	7
A. DICKMAN	5	-
ROBERTSON	5	2
MARTINEZ	5	5
PALACIOS	5	5
WALTER	4	3
BALL	2	2
WOODALL	1	-
PETERSON	1	-
FAULK	1	-

STARTERS SUMMARY

Player	GS	Position										Batting Order									
		p	c	1b	2b	3b	ss	lf	cf	rf	of	dh	1st	2nd	3rd	4th	5th	6th	7th	8th	9th
MARTINEZ	32	.	32	5	19	8
BOWEN	32	32	1	19	12
BARRERA	32	32	.	.	.	13	18	1	.	.
CASTANEDA	32	.	.	.	32	10	4	8	.	1	4	5	.	.
HILBURN	31	1	1	.	17	.	12	.	.	.	1	13	10	7	.	.
NOSKIN	28	27	.	.	.	1	9	9	10	.
A. DICKMAN	26	13	.	13	9	2	3	3	9
ROBERTSON	25	.	.	8	.	.	15	1	.	.	.	1	7	8	8	2	.
PALACIOS	21	.	.	20	1	1	9	2	7	1
WALTER	21	.	.	4	.	.	17	6	13	2
DONOVAN	20	20
VIRAMONTES	11	11
BALL	5	3	.	2	5
FAULK	3	3	1	2
PETERSON	1	1	1

2018 MISCELLANEOUS STATISTICS (CONTINUED)

Starting Lineup By Position (Team W-L record when starter)

PITCHER:	
DONOVAN	20 (12-8)
VIRAMONTES	11 (4-7)
HILBURN	1 (1-0)
CATCHER:	
MARTINEZ	32 (17-15)
FIRST BASE:	
PALACIOS	20 (11-9)
ROBERTSON	8 (3-5)
WALTER	4 (3-1)
SECOND BASE:	
CASTANEDA	32 (17-15)
THIRD BASE:	
BOWEN	32 (17-15)
SHORTSTOP:	
WALTER	17 (7-10)
ROBERTSON	15 (10-5)
LEFT FIELD:	
NOSKIN	27 (13-14)
BALL	3 (2-1)
ROBERTSON	1 (1-0)
HILBURN	1 (1-0)
CENTER FIELD:	
BARRERA	32 (17-15)
RIGHT FIELD:	
HILBURN	17 (10-7)
A. DICKMAN	13 (6-7)
BALL	2 (1-1)
DESIGNATED HITTER:	
A. DICKMAN	13 (7-6)
HILBURN	12 (5-7)
FAULK	3 (1-2)
PETERSON	1 (1-0)
PALACIOS	1 (1-0)
ROBERTSON	1 (1-0)
NOSKIN	1 (1-0)

Starting Lineup By Lineup Spot (Team W-L record when starter)

LEADOFF:	
BARRERA	13 (9-4)
CASTANEDA	10 (5-5)
NOSKIN	9 (3-6)
2ND SPOT:	
BARRERA	18 (8-10)
NOSKIN	9 (8-1)
CASTANEDA	4 (1-3)
BOWEN	1 (0-1)
3RD SPOT:	
BOWEN	19 (13-6)
CASTANEDA	8 (3-5)
MARTINEZ	5 (1-4)
CLEANUP:	
MARTINEZ	19 (13-6)
BOWEN	12 (4-8)
HILBURN	1 (0-1)
5TH SPOT:	
HILBURN	13 (10-3)
A. DICKMAN	9 (3-6)
MARTINEZ	8 (3-5)
CASTANEDA	1 (1-0)
PALACIOS	1 (0-1)
6TH SPOT:	
HILBURN	10 (4-6)
PALACIOS	9 (3-6)
ROBERTSON	7 (4-3)
CASTANEDA	4 (4-0)
A. DICKMAN	2 (2-0)
7TH SPOT:	
ROBERTSON	8 (6-2)
HILBURN	7 (3-4)
WALTER	6 (2-4)
CASTANEDA	5 (3-2)
A. DICKMAN	3 (1-2)
PALACIOS	2 (2-0)
BARRERA	1 (0-1)
8TH SPOT:	
WALTER	13 (6-7)
ROBERTSON	8 (3-5)
PALACIOS	7 (5-2)
A. DICKMAN	3 (2-1)
FAULK	1 (1-0)
9TH SPOT:	
NOSKIN	10 (3-7)
A. DICKMAN	9 (5-4)
BALL	5 (3-2)
FAULK	2 (0-2)
ROBERTSON	2 (2-0)
WALTER	2 (2-0)
PALACIOS	1 (1-0)
PETERSON	1 (1-0)

2018 SITUATIONAL STATISTICS

Player	vs left			vs right			w/runners			w/bases empty			w/bases loaded			as leadoff			fly	gnd	fly/
	h	ab	avg	h	ab	avg	h	ab	avg	h	ab	avg	h	ab	avg	rch	ops	pct	out	out	gnd
BALL	0	1	.000	5	19	.263	3	13	.231	2	7	.286	0	0	---	3	6	.500	7	5	1.4
BARRERA	4	11	.364	33	92	.359	16	46	.348	21	57	.368	2	3	.667	11	25	.440	24	30	0.8
BOWEN	3	9	.333	31	91	.341	19	62	.306	15	38	.395	2	6	.333	15	23	.652	33	17	1.9
CASTANEDA	3	9	.333	30	84	.357	20	44	.455	13	49	.265	5	7	.714	8	25	.320	21	31	0.7
A. DICKMAN	2	9	.222	10	53	.189	5	32	.156	7	30	.233	1	2	.500	5	13	.385	14	24	0.6
FAULK	0	1	.000	2	17	.118	2	12	.167	0	6	.000	0	3	.000	0	4	.000	5	4	1.2
HILBURN	1	11	.091	30	80	.375	19	53	.358	12	38	.316	2	7	.286	8	19	.421	23	21	1.1
MARTINEZ	2	14	.143	31	81	.383	20	61	.328	13	34	.382	1	6	.167	9	21	.429	30	30	1.0
NOSKIN	3	8	.375	19	69	.275	11	31	.355	11	46	.239	0	0	---	16	31	.516	8	32	0.2
PALACIOS	2	8	.250	10	41	.244	10	27	.370	2	22	.091	2	3	.667	3	14	.214	14	15	0.9
PETERSON	0	0	---	3	10	.300	2	8	.250	1	2	.500	0	2	.000	0	0	---	3	4	0.8
ROBERTSON	2	7	.286	14	58	.241	12	36	.333	4	29	.138	2	4	.500	3	16	.188	19	16	1.2
WALTER	1	3	.333	10	50	.200	5	29	.172	6	24	.250	0	1	.000	5	9	.556	12	17	0.7
WOODALL	0	1	.000	1	10	.100	1	9	.111	0	2	.000	1	4	.250	0	1	.000	4	1	4.0
Totals	23	92	.250	229	755	.303	145	463	.313	107	384	.279	18	48	.375	86	207	.415	217	247	0.9
Opponents	0	0	---	206	823	.250	95	402	.236	111	421	.264	5	30	.167	85	211	.403	164	213	0.8

Player	pinch hitting			w/runners in scoring pos			w/runner on 3rd and LT 2 out			with 2 outs			success adv runners			2- rnrns			rch	rch	kl
	h	ab	avg	h	ab	avg	rbi	ops	pct	h	ab	avg	adv	ops	pct	out	adv	rnrns	err	fc	kl
BALL	0	0	---	1	6	.167	1	2	.500	2	8	.250	6	16	.375	2	0	7	1	0	0
BARRERA	0	0	---	9	24	.375	5	5	1.000	3	20	.150	31	54	.574	1	5	11	3	5	2
BOWEN	0	0	---	14	44	.318	5	10	.500	7	30	.233	32	67	.478	7	6	15	6	3	3
CASTANEDA	0	0	---	13	26	.500	8	8	1.000	10	27	.370	37	56	.661	11	14	16	1	3	1
A. DICKMAN	0	2	.000	2	22	.091	2	3	.667	3	25	.120	14	34	.412	2	4	18	2	2	2
FAULK	2	7	.286	2	11	.182	1	5	.200	0	7	.000	5	12	.417	0	0	10	1	2	1
HILBURN	0	0	---	14	36	.389	7	13	.538	7	25	.280	24	57	.421	5	8	18	2	5	4
MARTINEZ	0	0	---	15	47	.319	3	10	.300	10	38	.263	34	68	.500	8	11	32	2	2	0
NOSKIN	1	1	1.000	8	17	.471	1	2	.500	3	17	.176	15	32	.469	1	4	7	5	3	4
PALACIOS	0	0	---	8	20	.400	4	8	.500	4	17	.235	17	33	.515	4	6	16	3	2	2
PETERSON	0	3	.000	1	7	.143	0	1	.000	1	2	.500	4	9	.444	2	3	3	1	0	0
ROBERTSON	0	0	---	9	25	.360	4	7	.571	8	26	.308	20	40	.500	5	6	11	2	1	5
WALTER	0	0	---	4	18	.222	2	3	.667	3	18	.167	13	33	.394	6	3	10	2	3	3
WOODALL	1	11	.091	1	9	.111	0	1	.000	1	8	.125	1	9	.111	2	0	13	0	0	2
Totals	4	24	.167	101	312	.324	43	78	.551	62	268	.231	253	520	.487	56	70	191	31	31	29
Opponents	4	29	.138	58	252	.230	26	58	.448	61	263	.232	204	461	.443	46	60	200	28	30	66

Success Advancing Runners = percentage of times the batter advanced at least one runner during a plate appearance

#Rnrns Adv w/Out = TOTAL number of runners advanced when the player made an out

Player	vs left			vs right			w/runners			w/bases empty			vs leadoff			with 2 outs			fly	gnd	fly/
	h	ab	avg	h	ab	avg	h	ab	avg	h	ab	avg	rch	ops	pct	h	ab	avg	out	out	gnd
DONOVAN	34	142	.239	60	237	.253	37	179	.207	57	200	.285	46	103	.447	32	126	.254	103	70	1.5
FELDMAN	3	16	.188	4	18	.222	4	24	.167	3	10	.300	6	8	.750	2	12	.167	11	4	2.8
HILBURN	13	49	.265	9	60	.150	10	42	.238	12	67	.179	7	29	.241	6	33	.182	14	46	0.3
VIRAMONTES	39	130	.300	44	171	.257	44	157	.280	39	144	.271	26	71	.366	21	92	.228	36	93	0.4
Totals	89	337	.264	117	486	.241	95	402	.236	111	421	.264	85	211	.403	61	263	.232	164	213	0.8
Opponents	0	0	---	252	847	.298	145	463	.313	107	384	.279	86	207	.415	62	268	.231	217	247	0.9

Player	app	gs	ip/app	*h/g	*r/g	*er/g	*bb/g	*so/g	k/bb	*2b/g	*3b/g	*hr/g	*fo/g	*go/g	*bf/g	sba	att	pct
DONOVAN	25	20	3.88	6.78	3.97	3.32	3.10	8.01	2.6	1.59	0.36	0.79	7.43	5.05	31.75	7	10	.700
FELDMAN	7	0	1.19	5.88	3.36	2.52	3.36	9.24	2.8	0.84	0.00	0.84	9.24	3.36	33.60	2	2	1.000
HILBURN	12	1	2.47	5.19	3.78	2.83	4.72	5.90	1.3	0.47	0.24	0.71	3.30	10.85	31.85	5	7	.714
VIRAMONTES	22	11	3.39	7.78	4.03	2.91	1.69	7.78	4.6	1.03	0.28	0.38	3.38	8.72	31.13	4	6	.667
Totals	32	32	6.55	6.88	3.94	3.07	2.84	7.68	2.7	1.20	0.30	0.63	5.48	7.11	31.62	18	25	.720
Opponents	32	32	6.45	8.55	5.46	3.94	2.51	4.27	1.7	2.07	0.20	0.51	7.36	8.38	32.94	12	21	.571

* = average based on 7-inning game

2018 RESULTS

Game date	Opposing team	Score	Utah r-h-e	Opp. r-h-e	Inns	Overall	Pac-12	Pitcher of record	Attend	Time
! Feb 9	vs. New Mexico	W 17-0	17-16-0	0-1-4	5	1-0	-----	Hilburn (W, 1-0)	204	2:04
! Feb 9	vs No. 25 Georgia	L 1-5	1-5-2	5-9-1	7	1-1	-----	Hilburn (L, 1-1)	251	2:22
! Feb 10	vs Nebraska	L 0-5	0-6-1	5-9-0	7	1-2	-----	Donovan (L, 0-1)	250	2:09
! Feb 10	vs No. 11 Tennessee	L 5-6	5-9-0	6-8-1	7	1-3	-----	Viramontes (L, 0-1)	311	2:50
! Feb 11	vs Saint Mary's	W 5-2	5-8-1	2-3-2	7	2-3	-----	Hilburn (W, 2-1)	309	2:10
# Feb 17	vs Syracuse	W 6-0	6-9-1	0-2-1	7	3-3	-----	Donovan (W, 1-1)	360	1:50
# Feb 17	vs Arkansas	L 4-2	2-7-0	4-8-2	7	3-4	-----	Viramontes (L, 0-2)	402	2:00
# Feb 18	vs Cal Poly	W 7-2	7-13-1	2-7-2	7	4-4	-----	Viramontes (W, 1-2)	272	2:02
# Feb 18	vs Fordham	W 7-2	7-9-2	2-5-3	7	5-4	-----	Donovan (W, 2-1)	272	1:54
# Feb 19	vs LMU	L 4-1	1-5-3	4-6-2	7	5-5	-----	Viramontes (L, 1-3)	241	1:55
# Feb 19	vs UCSB	W 9-0	9-10-4	0-3-3	6	6-5	-----	Donovan (W, 3-1)	309	2:09
& Mar 2	vs Texas State	L 1-6	1-2-0	6-8-1	7	6-6	-----	Viramontes (L, 1-4)	234	1:56
& Mar 2	at No. 6 Texas A&M	W 8-7	8-13-1	7-8-0	7	7-6	-----	Donovan (W, 4-1)	1075	2:39
& Mar 3	at No. 6 Texas A&M	L 0-1	0-1-0	1-6-0	7	7-7	-----	Viramontes (L, 1-5)	1322	1:40
& Mar 3	vs Louisiana Tech	W 5-3	5-9-1	3-5-1	7	8-7	-----	Hilburn (W, 3-1)	153	2:13
& Mar 4	vs Texas State	W 1-0	1-4-0	0-3-0	7	9-7	-----	Donovan (W, 5-1)	210	1:40
% Mar 8	vs Miami (OH)	W 2-1	2-6-1	1-4-1	7	10-7	-----	Donovan (W, 6-1)	234	2:05
% Mar 8	at Maryland	W 7-1	7-8-0	1-5-3	7	11-7	-----	Donovan (W, 7-1)	234	2:24
% Mar 10	at Maryland	W 6-2	6-10-1	2-5-2	7	12-7	-----	Donovan (W, 8-1)	857	1:55
% Mar 10	vs Yale	W 9-1	9-10-0	1-2-2	6	13-7	-----	Viramontes (W, 2-5)	857	1:53
% Mar 11	vs Jacksonville	W 4-1	4-7-0	1-4-0	6	14-7	-----	Donovan (W, 9-1)	296	1:58
Mar 16	at No. 9 Arizona	L 1-4	1-3-1	4-6-1	7	14-8	0-1	Donovan (L, 9-2)	2453	1:53
Mar 17	at No. 9 Arizona	L 4-9	4-6-2	9-8-2	7	14-9	0-2	Viramontes (L, 2-6)	2291	2:12
Mar 18	at No. 9 Arizona	L 3-10	3-9-0	10-14-1	7	14-10	0-3	Viramontes (L, 2-7)	2080	2:23
Mar 20	at Grand Canyon	W 12-4	12-16-3	4-8-2	7	15-10	-----	Feldman (W, 1-0)	410	2:19
Mar 20	at Grand Canyon	L 0-2	0-1-0	2-7-1	5	15-11	-----	Viramontes (L, 2-8)	489	1:31
Mar 24	vs Stanford	L 4-5	4-5-1	5-8-0	7	15-12	0-4	Donovan (L, 9-3)	345	3:41
Mar 24	vs Stanford	W 9-6	9-13-3	6-7-0	7	16-12	1-4	Hilburn (W, 4-1)	330	2:20
Mar 26	vs Stanford	W 13-0	13-10-1	0-5-2	5	17-12	2-4	Viramontes (W, 3-8)	127	1:40
Mar 29	vs No. 3 UCLA	L 5-9	5-10-2	9-12-2	7	17-13	2-5	Donovan (L, 9-4)	347	2:38
Mar 30	vs No. 3 UCLA	L 3-7	3-6-1	7-11-2	7	17-14	2-6	Donovan (L, 9-5)	377	2:13
Mar 31	vs No. 3 UCLA	L 4-9	4-6-4	9-9-0	7	17-15	2-7	Hilburn (L, 4-2)	411	3:10

! = Kajikawa Classic (Tempe, Ariz.)

= Mary Nutter Classic (Palm Springs, Calif.)

& = Texas A&M Tournament (College Station, Texas)

% = Maryland Tournament (College Park, Md.)

* = Pac-12 game



AMY HOGUE Head Coach 11th Season Utah (1994)

Amy Hogue is headed into her 18th season with the Utah softball program as a head coach, assistant coach and player. She has led the Utes to three NCAA Tournaments, including back-to-back Super Regional appearances in 2016 and '17.

In 10 seasons as the Utes' head coach, Hogue has a 297-245-1 record at Utah and sports a 494-330-1 overall record in 16 years as a collegiate head coach, which includes six seasons at the NJCAA level's Salt Lake Community College.

Hogue led the Utes to a 35-22 overall record in 2016 and finished fourth in the Pac-12 Conference with a record of 13-10, its most wins since joining in 2012. The Utes also finished as the 16th-ranked team in the nation in the final NFCA Poll. This marked the third time Utah had been ranked at season's end and the first time since 2000. Utah also matched its highest final ranking (No. 16 - 1997).

The Utes reached the postseason for a 20th time, making consecutive appearances for the first time in program history. Utah also made history by winning its first two NCAA games and taking two of three against host, No. 9 Kentucky en route to the Super Regionals.

Utah finished second in the league with 33 doubles while batting .307 and finishing fourth in on-base percentage (.389), runs (121) and slugging (.486). The Utes placed third in the Pac-12 with a 2.83 earned run average. They only allowed 24 homers, fewest of any team in the league, and 166 runs, good for second fewest.

Hannah Flippen was not only named Pac-12 Player of the Year, but she was also honored as a National Fastpitch Coaches Association All-American and a CoSIDA Academic All-American. Flippen also earned spots on the All-Pac-12 First Team, Pac-12 All-Defensive Team was named to the USA Softball Team.

Flippen was Utah Softball's fifth Player of the Year and first since joining the Pac-12. She also joined Charmelle Green (1990, 91) and Sandy Rhea (1997, 98) as the other two-time honorees. Flippen was Utah Softball's first player to be selected for First Team Academic All-American honors.

This marked the first season in the Pac-12 that Utah placed three players on the first team. Anissa Urtez, a two-time All-Pac-12 honoree, was named the Pac-12 Player of the Week during the season. She paced the conference with 16 doubles and her 65 hits were fifth - most of any player. For her efforts, she was named to the Mexican National Team after the season.

Katie Donovan was named First Team All-Pac-12 and NFCA All-Pacific Region for a second-straight season as she surpassed her career high for wins with 20, third-most of any Pac-12 pitcher. Her 2.46 ERA and 159.1 innings pitched ranked fourth in the conference while she ranked seventh in strikeouts and opponents batting average.

Shelby Pacheco was named to the Pac-12 All-Defensive Team for a second year in a row. She continued to be one of the most feared backstops in the Pac-12, throwing out 15 base runners, more than any other team.

A two-time Pac-12 Freshman of the Week, Ally Dickman finished second in the conference with seven doubles, trailing only her teammate Urtez. She also accumulated 14 runs batted in, third among Ute batters, and was named to the Pac-12 All-Freshman Team.

Utah's NFCA 10 all-region selections over the last three years set a record for the program with Kristen Stewart honored for the second-straight season.

Bridget Castro was one of four Pac-12 All-Academic selections. Utah has had 23 All-Academic selections (15 individual student-athletes) since joining the Pac-12 in 2012 under Hogue. Utah was also the only school from the Pac-12 to be recognized as an Easton All-Academic Team as eight student-athletes were honored as NFCA/Easton Scholar Athletes.

Hogue led the Utes to a 36-19 overall record in 2015 and a berth in the NCAA Tournament. Utah had a successful Pac-12 season, earning series victories

over Stanford, Oregon State and No. 22 Arizona State on the road and No. 16 Cal and No. 15 Arizona at home. The Utes also split with No. 20 Washington giving them victories in six of their eight conference match-ups.

The 2015 Pac-12 Coach of the Year, became the first Utah coach to win postseason honors since Mona Stevens was given the award in 2000 when the softball program was still a member of the Mountain West Conference. She was given the Don Reddish Award for the 2014-15 season. This award from the university of Utah athletic department is presented annually to the coach of a sport other than football, men's and women's basketball and gymnastics, who is deemed to have had the most successful season the previous year.

Flippen was named a first team NFCA selection, Katie Dickman and Donovan earned second team honors, while Stewart was tabbed a third team selection. Utah's four all-region selections were the second most in program history. Utah has had nine All-NFCA selection since joining the Pac-12 in 2012.

In 2015, Utah had six all-conference selections, a new standard for the program, and also had two players named to the Pac-12 All-Freshman squad.

In 2014, Hannah Flippen was named a NFCA All-American, the 12th in school history and the first Ute to be recognized since Jackie Wong earned in 2006. In addition to Flippen's success, Mariah Ramirez and Anissa Urtez were also named NFCA All-Region while Katie Dickman, Bridget Castro and Sammy Cordova joined them in earning All-Pac-12 honors. The Utes finished 31-24 and earned Pac-12 series victories over Oregon State, Cal and Stanford.

In 2013, the Utes earned series victories against No. 15 UCLA and No. 2 Arizona State. The Utes hit .309 in league home contests during their first season at Dumke Family Softball Stadium and out-slugged their Pac-12 opponents (.508 to .467). Second baseman Jackie Sweet was named to both the Pac-12 and NFCA Pacific Region Second Teams and became the first-ever Ute to earn Pac-12 Player of the Week honors on Apr. 8, 2013.

Utah put up a 26-6 non-conference record in 2012, which included a 12-game win streak and a win at No. 24 New Mexico. Genera Nielson became the first Ute softball student-athlete to ever receive weekly recognition as she was named Pac-12 Pitcher of the Week on Mar. 19, 2012 after throwing a no-hitter in the first game of a doubleheader against Colgate.

Six Utes were named to Pac-12 All-Conference Teams in Utah's inaugural season in the Pac-12 in 2012, including Whitney Holm, Tia Palauni, Genera Nielson, Katelyn Elliott and Kelsi Hoopilaona on the Honorable Mention squad, while Dickman received Honorable Mention status on the All-Freshmen Team. Nielson posted one of the best single-season performances on the mound in school history, leading the Pac-12 and ranking 10th in the nation with a school single-season record 294 strikeouts. At the plate, Kara Foster became Utah's all-time career home run leader under Hogue's watch as she hit 64 career round-trippers.

Before taking over the helm at Utah, Hogue built and mentored Salt Lake Community College's softball team from 1999-2004, instantly creating a successful program. She went 197-82 (.706) in her time with the Bruins. The pinnacle of her tenure with the Bruins came in 2004. SLCC was the regional champion that season and placed sixth at the NJCAA Division I National Tournament. In 2000, the Bruins' inaugural campaign, they won the Scenic West Athletic Conference title and repeated as champions again in 2003.

At SLCC, Hogue coached 36 all-region players (22 first-teamers, 14 second-team nods), and coached nine All-America standouts. In addition to the players' success, Hogue was named the SWAC Coach of the Year for her efforts in 2003. With the Bruins, Hogue coached 36 all-region players (22 first-teamers, 14 second-team nods), and coached nine All-America standouts. In addition to the players' success, Hogue was named the SWAC Coach of the Year for her efforts in 2003.

Prior to moving to SLCC, Hogue was an assistant coach at Utah from 1996-99 where she was involved in all facets of running the program.

HOGUE PROFILE

Hometown: Draper, Utah

Education: BS Utah (1994), MSW Utah (1996)

Coaching Accomplishments:

- 2003 SWAC Coach of the Year (SLCC)
- 2009 NFCA Easton Victory Club (300 Wins)
- 2014 Judy Sweet Award (WCA Atlanta)
- 2015 Pac-12 Coach of the Year
- 2015 Don Reddish Award (University of Utah)

Player Accomplishments Under Hogue:

- 11 All-Americans
- 50 All-Region Selections
- 23 All-Conference Selections
- 45 All-Academic Selections

Coaching Experience:

- Head Softball Coach - Utah (2008-Present)
- Head Softball Coach - SLCC (1999-2004)
- Assistant Softball Coach - Utah (1996-99)
- Graduate Assistant Softball Coach - Utah (1994-96)
- Softball Coach - Alta High School (1994-96)
- Softball Coach (Travel) - Utah Bullets (1999-2000)
- Softball Coach (Travel) - The Sting (2005-07)

HOGUE YEAR-BY-YEAR

YEAR	OVERALL				CONFERENCE			
	W	L	T	PCT.	W	L	T	PCT.
2008	28	27	0	.509	10	10	0	.500
2009	22	31	0	.415	4	10	0	.285
2010	26	29	0	.473	4	11	0	.267
2011	29	22	0	.569	7	5	0	.583
2012	28	28	0	.500	2	22	0	.083
2013	24	30	1	.445	7	17	0	.292
2014	31	24	0	.560	8	15	0	.348
2015	36	19	0	.655	12	11	0	.522
2016	35	22	0	.632	13	10	0	.565
2017	37	16	0	.698	13	9	0	.591
TOTAL	296	246	1	.546	80	120	0	.400

Hogue got her start in coaching as Utah's graduate assistant coach from 1994-95. From there she went to Alta High School as an assistant coach from 1994-96. Hogue also coached an accelerated travel team called The Sting. She guided her club squad to a .725 winning percentage. In her last two seasons, The Sting racked up 137 wins.

Hogue's playing career at Utah was equally as impressive. From 1991-94, Hogue helped the Utes win two conference titles, two conference tournaments and two regional titles in making two Women's College World Series appearances. She captained the 1994 squad that tallied a school-record 51 wins.

She earned second-team All-America honors as a senior. In garnering All-America accolades, she hit .455, had 101 hits, 222 at bats and 55 runs scored. All of those numbers still stand as the school's top marks for a single season. Hogue also holds season records for triples (7) and runs scored (55). She led both the 1991 and 1994 squads to the College World Series.

In addition to the team's success, Hogue was Western Athletic Conference Player of the Year, first team all-region and second team All-America in 1994. She was a three-time All-WAC player and was the team MVP in 1994.

Hogue's name appears throughout the record book at Utah. In Utah's career record book, she still ranks third in at bats (703) and stolen bases (72), fourth in hits (239), and fifth in both hitting (.340) and runs (125). Her 101 hits in a season was one of the longest-standing marks in the NCAA, and she still holds the NCAA record for at bats in a game (14).

The Utah standout briefly played professional softball. After college, she toured with the WPF Storm and was later drafted and signed to play with Durham Dragons.

Hogue graduated from Utah in 1994 with a sociology degree and earned a Masters from Utah in social work in 1996.



4 CHANDLER WALTER


Freshman | INF | 5-6 | R/R | Gilbert, Ariz. | Perry High School

SEASON HIGHS

At Bats	3 (11x)	last, vs UCLA	3/31/18
Runs	2	vs Stanford	3/24/18
Hits	2 (3x)	last, vs UCLA	3/30/18
Doubles	1 (4x)	last, vs UCLA	3/30/18
Triples			
Home Runs			
RBI	2 (3x)	last, vs UCLA	3/30/18
Walks	1 (4x)	last, vs UCLA	3/31/18
Stolen Bases			

WALTER'S CAREER BATTING STATISTICS

Year	avg	gp-gs	ab	r	h	2b	3b	hr	rbi	bb	so	sb-att
2018	.208	24-21	53	5	11	4	0	0	8	4	11	0-0



9 RYLEY BALL

Sophomore | UTIL | 5-5 | R/R | Hooper, Utah | Fremont High School

SEASON HIGHS


At Bats	3 (3x)	last, vs UCLA	3/31/18
Runs	2	vs Syracuse	2/17/18
Hits	2 (2x)	last, vs UCLA	3/31/18
Doubles	1	vs UCLA	3/31/18
Triples			
Home Runs			
RBI	2	vs UCLA	3/31/18
Walks	1 (3x)	last, vs UCLA	3/31/18
Stolen Bases	1 (2x)	last, vs Stanford	3/26/18

CAREER HIGHS

At Bats	3 (3x)	last, vs UCLA	3/31/18
Runs	2	vs Syracuse	2/17/18
Hits	2 (2x)	last, vs UCLA	3/31/18
Doubles	1	vs UCLA	3/31/18
Triples			
Home Runs			
RBI	2	vs UCLA	3/31/18
Walks	1 (4x)	last, vs UCLA	3/31/18
Stolen Bases	1 (3x)	last, vs Stanford	3/26/18

BALL'S CAREER BATTING STATISTICS

Year	avg	gp-gs	ab	r	h	2b	3b	hr	rbi	bb	so	sb-att
2017	.000	36-0	1	15	0	0	0	0	0	1	0	1-4
2018	.250	23-5	20	6	5	1	0	0	3	3	2	2-3
TOTAL	.238	59-5	21	21	5	1	0	0	3	4	2	3-7



10 JULIA NOSKIN

Freshman | INF/OF | 5-5 | L/R | Calabasas, Calif. | Agoura High School

SEASON HIGHS

At Bats	5	at Texas A&M	3/2/18
Runs	2 (4x)	last, vs Yale	3/10/18
Hits	3	vs Stanford	3/24/18
Doubles	1	vs. UCSB	2/19/18
Triples			
Home Runs			
RBI	1 (4x)	last, vs. UCSB	2/19/18
Walks	3	vs Stanford	3/24/18
Stolen Bases	1	at Maryland	3/8/18

NOSKIN'S CAREER BATTING STATISTICS

Year	avg	gp-gs	ab	r	h	2b	3b	hr	rbi	bb	so	sb-att
2018	.286	32-28	77	21	22	1	0	0	3	10	9	1-2



11 CAMRYN WOODALL

Freshman | INF | 5-4 | R/R | Keller, Texas | Keller High School

SEASON HIGHS

At Bats	1 (11x)	last, vs Stanford	3/26/18
Runs			
Hits	1	vs New Mexico	2/9/18
Doubles	1	vs New Mexico	2/9/18
Triples			
Home Runs			
RBI	2	vs New Mexico	2/9/18
Walks			
Stolen Bases			

WOODALL'S CAREER BATTING STATISTICS

Year	avg	gp-gs	ab	r	h	2b	3b	hr	rbi	bb	so	sb-att
2018	.091	11-0	11	0	1	1	0	0	2	0	5	0-0



12 BREONNA CASTANEDA

Sophomore | 2B | 5-4 | R/R | Rio Rancho, N.M. | Rio Rancho High School

SEASON HIGHS				CAREER HIGHS			
At Bats	4 (8x)	last, vs UCLA	3/29/18	At Bats	5	last, at Washington	5/13/17
Runs	2 (3x)	last, at Grand Canyon	3/20/18	Runs	3	vs Washington	5/13/17
Hits	3 (5x)	last, vs Stanford	3/24/18	Hits	3 (6x)	last, vs Stanford	3/24/18
Doubles	1 (5x)	last, vs Stanford	3/24/18	Doubles	1 (9x)	last, vs Stanford	3/24/18
Triples				Triples			
Home Runs	1 (4x)	last, at Arizona	3/17/18	Home Runs	1 (7x)	last, at Arizona	3/17/18
RBI	5	at Grand Canyon	3/20/18	RBI	5	at Grand Canyon	3/20/18
Walks	2	at Grand Canyon	3/20/18	Walks	2 (2x)	last, at Grand Canyon	3/20/18
Stolen Bases	1	vs Miami	3/8/18	Stolen Bases	1 (3x)	last, vs Miami	3/8/18

CASTANEDA'S CAREER BATTING STATISTICS

Year	avg	gp-gs	ab	r	h	2b	3b	hr	rbi	bb	so	sb-att
2017	.301	42-31	93	22	28	4	0	3	16	9	12	2-2
2018	.355	32-32	93	16	33	6	0	4	28	8	12	1-3
TOTAL	.328	74-63	186	38	61	10	0	7	44	17	24	3-5



13 KATIE DONOVAN

- THREE-TIME NFCA ALL-REGION
- THREE-TIME ALL PAC-12 HONOREE
- THREE-TIME PAC-12 PITCHER OF THE WEEK
- TWO-TIME ACADEMIC ALL-DISTRICT
- 2016 NFCA SCHOLAR ATHLETE
- TWO-TIME PAC-12 ALL-ACADEMIC

Senior | P | 6-0 | R/R | Salem, Ore. | South Salem High School

SEASON HIGHS				CAREER HIGHS			
Innings Pitched	7.0 (2x)	last, vs UCLA	3/30/18	Innings Pitched	10.0	at McNeese State	3/17/15
Strikeouts	10	at Maryland	3/10/18	Strikeouts	10	at Maryland	3/10/18
				No-Hitters	1	vs Nevada	2/20/15

DONOVAN'S CAREER PITCHING STATISTICS

Year	era	w-l	app	gs	cg	sho	sv	ip	h	r	er	bb	so
2015	2.66	17-10	45	28	12	4/4	7	192.0	156	80	73	63	154
2016	2.47	20-11	38	30	12	2/10	3	178.1	165	76	63	67	141
2017	3.29	18-10	37	29	7	2/10	2	155.1	141	80	73	72	132
2018	3.32	9-5	25	20	2	0/4	1	97.0	94	55	46	43	111
TOTAL	2.87	64-36	145	107	33	8/28	13	622.2	556	291	255	245	538



15 KATIE FAULK


Freshman | C | 5-7 | R/R | Tucson, Ariz. | Marana High School

SEASON HIGHS

At Bats	3	vs UCLA	3/30/18
Runs			
Hits	1 (2x)	last, vs Stanford	3/24/18
Doubles	1	vs Stanford	3/26/18
Triples			
Home Runs			
RBI	1	vs Stanford	3/26/18
Walks			
Stolen Bases			

FAULK'S CAREER BATTING STATISTICS

Year	avg	gp-gs	ab	r	h	2b	3b	hr	rbi	bb	so	sb-att
2018	.111	14-3	18	0	2	1	0	0	1	0	6	0-0



16 ALYSSA BARRERA

- 2018 USA SOFTBALL PLAYER OF THE YEAR WATCHLIST
- 2017 NFCA ALL-REGION
- 2017 ALL PAC-12 SELECTION
- 2017 PAC-12 ALL-FRESHMAN TEAM
- NFCA FRESHMAN OF THE YEAR FINALIST
- PAC-12 FRESHMAN OF THE WEEK (2/28/17)

Sophomore | OF | 5-6 | L/R | Chino Hills, Calif. | Bishop Amat High School

SEASON HIGHS

At Bats	4 (16x)	last, vs UCLA	3/29/18
Runs	3	vs Fordham	2/18/18
Hits	3 (2x)	last, vs Fordham	2/18/18
Doubles	1 (6x)	last, vs Stanford	3/24/18
Triples			
Home Runs			
RBI	2 (2x)	last, vs UCLA	3/31/18
Walks	3	vs UCLA	3/31/18
Stolen Bases	1 (4x)	last, vs Stanford	3/24/18

CAREER HIGHS

At Bats	5	last, vs Washington	5/13/17
Runs	3 (3x)	last, vs. Fordham	2/18/18
Hits	4	vs. Houston	2/24/17
Doubles	1 (14x)	last, vs Stanford	3/24/18
Triples			
Home Runs	1 (2x)	last, vs Cal	4/8/17
RBI	3	vs Fordham	5/18/17
Walks	3	vs UCLA	3/31/18
Stolen Bases	1 (10x)	last, vs Stanford	3/24/18

BARRERA'S CAREER BATTING STATISTICS

Year	avg	gp-gs	ab	r	h	2b	3b	hr	rbi	bb	so	sb-att
2017	.381	53-53	168	47	64	8	0	2	23	17	9	6-7
2018	.359	32-32	103	23	37	6	0	0	10	9	11	4-5
TOTAL	.373	85-85	271	70	101	14	0	2	33	26	20	10-12



20 MIRANDA VIRAMONTES

- 2017 ALL PAC-12 SELECTION
- PAC-12 PITCHER OF THE WEEK (3/21/17)
- PERFECT GAME VS. CSU BAKERSFIELD (2/19/17)
- 2015 ALL PAC-12 SELECTION
- 2015 PAC-12 ALL-FRESHMAN TEAM
- PAC-12 FRESHMAN OF THE WEEK (3/29/15)

Senior | P | 5-10 | R/R | Chino, Calif. | Chino High School

SEASON HIGHS				CAREER HIGHS			
Innings Pitched	7.0 (2x)	last, vs UCLA	3/29/18	Innings Pitched	7.2	at Cal	4/10/16
Strikeouts	10	vs Yale	3/10/18	Strikeouts	10	vs Yale	3/10/18
				Perfect Games	1	vs. CSU Bakersfield	2/19/17

VIRAMONTES' CAREER PITCHING STATISTICS

Year	era	w-l	app	gs	cg	sho	sv	ip	h	r	er	bb	so
2015	3.20	11-6	29	24	3	0/2	0	116.0	128	70	53	68	80
2016	2.73	9-9	31	24	6	0/7	2	123.0	142	68	48	56	92
2017	1.51	14-4	32	21	7	2/7	1	115.2	126	51	25	19	74
2018	2.91	3-8	22	11	3	0/2	4	74.2	83	43	31	18	83
TOTAL	2.56	37-27	114	80	19	2/18	7	429.1	479	232	157	161	329



21 ALLY DICKMAN

- 2017 PAC-12 ALL-ACADEMIC
- 2016 NFCA SCHOLAR ATHLETE
- 2016 PAC-12 ALL-FRESHMAN TEAM
- TWO-TIME PAC-12 FRESHMAN OF THE WEEK

Junior | OF | 5-5 | L/L | Mission Viejo, Calif. | Capistrano Valley High School

SEASON HIGHS				CAREER HIGHS			
At Bats	3 (12x)	last, vs UCLA	3/29/18	At Bats	5	at Arizona	3/25/16
Runs	1 (5x)	last, vs Stanford	3/24/18	Runs	1 (19x)	last, vs Stanford	3/24/18
Hits	2 (2x)	last, at Grand Canyon	3/20/18	Hits	3 (2x)	last, vs San Jose State	2/10/17
Doubles	1 (4x)	at Grand Canyon	3/20/18	Doubles	2	vs Oregon State	3/21/16
Triples				Triples	1	vs Southern Utah	3/16/16
Home Runs				Home Runs	1 (2x)	last, vs Oregon State	3/21/16
RBI	2	vs yale	3/10/18	RBI	5	vs New Mexico State	2/28/16
Walks	1 (3x)	last, vs Stanford	3/24/18	Walks	2	at Stanford	4/1/17
Stolen Bases				Stolen Bases			

DICKMAN'S CAREER BATTING STATISTICS

Year	avg	gp-gs	ab	r	h	2b	3b	hr	rbi	bb	so	sb-att
2016	.285	55-45	130	11	37	11	1	2	26	1	12	0-0
2017	.244	39-34	82	3	20	5	0	0	8	4	6	0-0
2018	.194	28-26	62	5	12	5	0	0	4	3	9	0-0
TOTAL	.252	122-105	274	19	69	21	1	2	38	8	27	0-0



22 KELLY MARTINEZ

- 2017 PAC-12 ALL-FRESHMAN TEAM
- PAC-12 FRESHMAN OF THE WEEK (4/18/17)

Sophomore | C | 5-5 | R/R | Yucaipa, Calif. | Yucaipa High School

SEASON HIGHS				CAREER HIGHS			
At Bats	4 (5x)	last, vs Stanford	3/24/18	At Bats	4 (6x)	last, vs Stanford	3/24/18
Runs	3	vs Yale	3/10/18	Runs	3	vs Yale	3/10/18
Hits	4	at Texas A&M	3/2/18	Hits	4	at Texas A&M	3/2/18
Doubles	3	vs. UCSB	2/19/18	Doubles	3	vs. UCSB	2/19/18
Triples	1 (4x)	last, vs UCLA	3/29/18	Triples	1 (5x)	last, vs UCLA	3/29/18
Home Runs	1 (2x)	last, vs Yale	3/10/18	Home Runs	2	vs Cal	4/8/17
RBI	4	vs Fordham	2/18/18	RBI	5 (2x)	last, vs Cal	4/8/17
Walks	2	vs Louisiana Tech	3/3/18	Walks	2 (2x)	last, vs Louisiana Tech	3/3/18
Stolen Bases				Stolen Bases	1	vs. Indiana	2/11/17

MARTINEZ'S CAREER BATTING STATISTICS

Year	avg	gp-gs	ab	r	h	2b	3b	hr	rbi	bb	so	sb-att
2017	.270	53-53	137	28	37	5	1	8	34	14	22	1-5
2018	.347	32-32	95	23	33	6	4	2	17	7	5	0-1
TOTAL	.302	85-85	232	51	70	11	5	10	51	21	27	1-6



27 AUBREY PETERSON


- MEMBER OF BRITISH NATIONAL TEAM

Junior | OF | 5-3 | R/L | Everett, Wash. | Cascade High School

SEASON HIGHS				CAREER HIGHS			
At Bats	3	vs New Mexico	2/9/18	At Bats	3 (2x)	last, vs New Mexico	2/9/18
Runs	3	vs New Mexico	2/9/18	Runs	3	vs New Mexico	2/9/18
Hits	2	vs New Mexico	2/9/18	Hits	2	vs New Mexico	2/9/18
Doubles				Doubles			
Triples				Triples			
Home Runs	1	vs New Mexico	2/9/18	Home Runs	1	vs New Mexico	2/9/18
RBI	2	vs New Mexico	2/9/18	RBI	2	vs New Mexico	2/9/18
Walks				Walks			
Stolen Bases	1 (4x)	last, vs. BYU	5/20/17	Stolen Bases	1 (6x)	last, vs. BYU	5/20/17

PETERSON'S CAREER BATTING STATISTICS

Year	avg	gp-gs	ab	r	h	2b	3b	hr	rbi	bb	so	sb-att
2016	.316	41-0	19	9	6	0	0	0	0	0	5	2-3
2017	.000	23-0	2	10	0	0	0	0	0	0	1	4-4
2018	.300	15-1	10	8	3	0	0	1	2	1	0	0-1
TOTAL	.290	79-1	31	27	9	0	0	1	2	1	6	6-8



30 HAILEY HILBURN

Junior | P/UTIL | 5-9 | R/R | Orange, Calif. | Canyon High School

CAREER HIGHS			
At Bats	4 (4x)	last, vs UCLA	3/31/18
Runs	3	vs Stanford	3/26/18
Hits	3	vs Stanford	3/26/18
Doubles	1 (8x)	last, vs Stanford	3/26/18
Triples	1 (2x)	last, vs UCLA	3/29/18
Home Runs	1 (4x)	last, vs Stanford	3/26/18
RBI	4 (2x)	last, vs Stanford	3/26/18
Walks	2 (2x)	last, at Arizona	3/25/16
Stolen Bases	1 (5x)	last, vs Jacksonville	3/11/18

CAREER HIGHS			
Innings Pitched	7	vs Binghamton	3/4/17
Strikeouts	6 (2x)	vs Saint Mary's	2/11/17

HILBURN'S CAREER STATISTICS

Year	avg	gp-gs	ab	r	h	2b	3b	hr	rbi	bb	so	sb-att
2016	.255	32-17	55	6	14	2	0	1	9	8	16	1-1
2017	.160	16-7	25	2	4	0	0	0	3	2	7	0-0
2018	.341	31-31	91	22	31	6	2	3	21	5	18	4-4
TOTAL	.287	79-55	171	30	49	8	2	4	33	15	41	5-5

Year	era	w-l	app	gs	cg	sho	sv	ip	h	r	er	bb	so
2016	2.85	6-1	24	3	0	0/7	2	46.2	42	23	19	14	30
2017	2.04	5-2	25	3	2	1/9	0	68.2	59	28	20	37	35
2018	2.83	4-2	12	1	0	0/3	0	29.2	22	16	12	20	25
TOTAL	2.46	15-5	61	7	2	1/19	2	145.0	123	67	51	71	90



33 ABBY ROBERTSON

Freshman | SS | 5-7 | R/R | Corona, Calif. | Santiago High School

SEASON HIGHS			
At Bats	4 (2x)	vs. UCSB	2/19/18
Runs	1 (3x)	last, at Grand Canyon	3/20/18
Hits	2 (2x)	last, at Texas A&M	3/2/18
Doubles	1 (3x)	last, vs Texas State	3/4/18
Triples			
Home Runs			
RBI	2	vs. New Mexico	2/9/18
Walks	1 (7x)	last, vs Stanford	3/26/18
Stolen Bases			

ROBERTSON'S CAREER BATTING STATISTICS

Year	avg	gp-gs	ab	r	h	2b	3b	hr	rbi	bb	so	sb-att
2018	.246	25-25	65	3	16	3	0	0	9	7	14	0-1



37 HEATHER BOWEN

- 2017 NFCA ALL-REGION
- 2015 ALL PAC-12 SELECTION
- 2015 PAC-12 ALL-FRESHMAN TEAM
- PAC-12 FRESHMAN OF THE WEEK (4/12/15)

Senior | 3B | 5-9 | R/R | Las Vegas, Nev. | Centennial High School

SEASON HIGHS

At Bats	5	at Grand Canyon	3/20/18
Runs	3 (2x)	last, vs Stanford	3/26/18
Hits	5	at Grand Canyon	3/20/18
Doubles	2	at Maryland	3/10/18
triples			
Home Runs	1 (5x)	last, vs Stanford	3/26/18
RBI	5	vs Stanford	3/26/18
Walks	2	vs. Tennessee	2/10/18
Stolen Bases			

CAREER HIGHS

At Bats	5 (3x)	last, at Grand Canyon	3/20/18
Runs	3 (2x)	last, vs Stanford	3/26/18
Hits	5	at Grand Canyon	3/20/18
Doubles	2	at Maryland	3/10/18
triples	1	vs Southern Utah	3/16/16
Home Runs	1 (19x)	vs Stanford	3/26/18
RBI	7	vs Oregon State	3/20/16
Walks	2 (4x)	last, vs Tennessee	2/10/18
Stolen Bases	1 (3x)	last, vs Arizona	4/18/15

BOWEN'S CAREER BATTING STATISTICS

Year	avg	gp-gs	ab	r	h	2b	3b	hr	rbi	bb	so	sb-att
2015	.288	48-43	118	13	34	5	0	3	26	12	15	3-4
2016	.265	55-55	147	26	39	11	1	4	34	25	24	0-2
2017	.316	53-53	158	14	50	6	0	7	44	13	24	0-1
2018	.340	32-32	100	22	34	15	0	5	26	11	12	0-1
TOTAL	.300	188-183	523	75	157	37	1	19	130	61	75	3-8



42 ALYSSA PALACIOS

Freshman | UTIL | 5-5 | R/R | La Habra, Calif. | La Habra High School

SEASON HIGHS

At Bats	4 (2x)	last, vs Stanford	3/24/18
Runs	1 (7x)	last, vs UCLA	3/31/18
Hits	2 (3x)	last, vs UCLA	3/29/18
Doubles	2	vs Stanford	3/24/18
triples			
Home Runs			
RBI	2 (3x)	last, at Grand Canyon	3/20/18
Walks	1 (6x)	last, vs UCLA	3/31/18
Stolen Bases			

PALACIOS' CAREER BATTING STATISTICS

Year	avg	gp-gs	ab	r	h	2b	3b	hr	rbi	bb	so	sb-att
2018	.245	23-21	49	7	12	6	0	0	11	6	12	0-0



44 CLAIRE FELDMAN

Freshman | P | 5-9 | R/R | Lithia, Fla. | Newsome High School

SEASON HIGHS				CAREER HIGHS			
Innings Pitched	4.0	at Grand Canyon	3/20/18	Innings Pitched	4.0	at Grand Canyon	3/20/18
Strikeouts	3 (3x)	last, at Grand Canyon	3/20/18	Strikeouts	3 (3x)	last, at Grand Canyon	3/20/18

FELDMAN'S CAREER PITCHING STATISTICS

Year	era	w-l	app	gs	cg	sho	sv	ip	h	r	er	bb	so
2018	3.24	1-0	7	0	0	0/2	0	8.1	7	4	3	4	11

THE LAST TIME...

THE LAST TIME UTAH...

Recorded 10+ hits in a game	10, vs. UCLA	3/29/18
Recorded 15+ hits in a game	16, vs. Grand Canyon	3/20/18
Scored 10+ runs in a game	13, vs. Stanford	3/26/18
Scored 15+ runs in a game	17, vs. New Mexico	2/9/18
Scored 20+ runs in a game	22, vs Hampton	3/19/11
Scored 10+ runs in an inning	11 vs. New Mexico (Second inning)	2/9/18
Drew eight or more walks in a game	8, at Washington	5/1/16
Stole five or more bases in a game	5, vs Stanford	4/19/14
Hit five or more home runs in a game	6, vs Southern Utah	3/21/12
Had 3+ players with 3+ hits in a game	D. Pacheco (3), H. Flippen (3), A. Urtez (3), S. Pacheco (3) vs. OSU	3/20/16
Defeated Top-10 team at home (NFCA)	3-2, vs #1 Arizona	4/15/17
Defeated Top-10 team on the road	8-7, at #6 Texas A&M	3/2/18
Defeated Top-10 team at neutral site	3-0, vs. #7 LSU, at Palm Springs, Calif.	2/25/17
Lost to Top-10 team at home	4-9, vs #3 UCLA	3/31/18
Lost to Top-10 team on the road	0-1, at #6 Texas A&M	3/3/18
Lost to Top-10 team at neutral site	0-1, vs #1 Florida, at Palm Springs, Calif.	2/27/16
Defeated Top-25 team at home	14-0, vs #21 BYU	5/20/17
Defeated Top-25 team on the road	8-7, at #6 Texas A&M	3/2/18
Defeated Top-25 team at neutral site	3-0, vs. #7 LSU, at Palm Springs, Calif.	2/25/17
Lost to Top-25 team at home	4-9, vs #3 UCLA	3/31/18
Lost to Top-25 team on the road	0-1, at #6 Texas A&M	3/3/18
Lost to Top-25 team at neutral site	5-6, vs. #11 Tennessee, at Tempe, Ariz.	2/9/18
Won an extra-inning game	7-3 (9) at Arizona	3/25/16
Lost an extra inning game	13-12 (8), vs Washington	5/13/17

THE LAST TIME A UTAH PLAYER...

Recorded 4+ hits in a game	5, Heather Bowen vs Grand Canyon	3/20/18
Scored 4+ runs in a game	4, Kay Kay Fronda vs. Toledo	3/11/17
Drove in 5+ runs in a game	5, BHeather Bowen vs Stanford	3/26/18
Hit 2+ home runs in a game	2, Hannah Flippen vs. Washington	5/13/17
Hit a grand slam	Kelly Martinez vs Cal	4/8/17
Drew 3+ walks in a game	3, Alyssa Barrera vs UCLA	3/31/18
Stole 3+ bases in a game	3, Trina Gomez vs Southern Utah	4/24/13
Had a walk-off home run	BreOnna Castaneda (3-R) vs Grand Canyon (Seventh Inning: W, 3-0)	5/2/17
Had a walk-off hit	Hailey Hilburn (1B) vs BYU (Seventh Inning: W, 4-3)	5/20/17

THE LAST TIME A UTAH PITCHER...

Struck out 10+ batters	10, Miranda Viramontes vs Yale	3/10/18
Struck out 15+ batters	16, Generra Nielson vs Colgate	3/12/12
Threw a no-hitter	Katie Donovan vs Nevada	2/22/15
Threw a perfect game	Miranda Viramontes vs. CSU Bakersfield	2/19/17

2018 UTAH SOFTBALL SPOT CHART



CHANDLER WALTER
Freshman • INF • R/R
Gilbert, Ariz.



RYLEY BALL
Sophomore • INF • R/R
Hooper, Utah



JULIA NOSKIN
Freshman • INFOF • L/R
Calabasas, Calif.



CAMRYN WOODALL
Freshman • INF • R/R
Keller, Texas



BREONNA CASTANEDA
Sophomore • UTIL • R/R
Rio Rancho, N.M.



KATIE DONOVAN
Senior • P • R/R
Salem, Ore.



KATIE FAULK
Freshman • C • R/R
Tucson, Ariz.



ALYSSA BARRERA
Sophomore • OF • L/R
Chino Hills, Calif.



MIRANDA VIRAMONTES
Senior • P • R/R
Chino, Calif.



ALLY DICKMAN
Junior • OF • L/L
Mission Viejo, Calif.



KELLY MARTINEZ
Sophomore • C/3B • R/R
Yucaipa, Calif.



AUBREY PETERSON
Junior • OF • R/L
Everett, Wash.



HAILEY HILBURN
Junior • P/UTIL • R/R
Orange, Calif.



ABBY ROBERTSON
Freshman • SS • R/R
Corona, Calif.



HEATHER BOWEN
Senior • INF • R/R
Las Vegas, Nev.



ALYSSA PALACIOS
Freshman • UTIL • R/R
La Habra, Calif.



CLAIRE FELDMAN
Freshman • P • R/R
Lithia, Fla.

**PROTECT[®]
THIS HOUSE.**



UNDER ARMOUR