

STATE UTAH

UTAH STATE GYMNASTICS



2024 MEDIA GUIDE





2024
UTAH STATE
GYMNASTICS
SOMETHING 2 PROVE

UNIVERSITY QUICK FACTS

Location: Logan, Utah
Founded: 1888
Enrollment: 27,943
President: Elizabeth Cantwell
Vice President/AD: Diana Sabau
Executive Associate AD - Internal Affairs/SWA:
..... Amy Crosbie
Affiliation: NCAA Division I
Conference: Mountain West (MW)
Nickname: Aggies
Colors: Navy Blue, White and Pewter Grey
Home Arena: .. Dee Glen Smith Spectrum (10,270)

TEAM QUICK FACTS

Head Coach: Kristin White
Alma Mater: UCLA, 2001
Record at Utah State: 2-15 (Second Year)
Assistant Coach: Robert Ladanyi (Second Year)
Assistant Coach: Rachel Slocum (Second Year)
Assistant Coach: Daniel Barclay (Fourth Year)
Athletic Trainer: Kayla Champman (First Year)
2023 Overall Record: 2-15
2023 MRC Record: 1-7
2023 Dual Meet Record: 0-6
2023 Postseason: 4th, MRC
2023 Final Regional Ranking: ... 7th, North Central
2023 Final National Ranking: NA
Letterwinners Returning/Lost: 11/5
Newcomers: 8

MEDIA RELATIONS

Gymnastics SID: Adalee Randall
Office Phone: 435.797.1361
Cell Phone: 208.251.9656
Email: adalee.randall@usu.edu
Fax: 435.797.2615
Associate AD/Media Relations: Doug Hoffman
Office Phone: 435.797.3714
Email: doug.hoffman@usu.edu
Assistant Media Relations Coordinator.....
..... Ashley Springer
Office Phone: 435.797.5547
Email: ashley.springer@usu.edu
Assistant Media Relations Coordinator.....
..... Jaden Johnson
Office Phone: 435.797.2066
Email: jaden.johnson@usu.edu
Mailing Address: 7400 Old Main Hill
..... Logan, Utah 84322-7400

SOCIAL MEDIA

Gymnastics Twitter: @USUGymnastics
Gymnastics Instagram: usugymnastics
Gymnastics Facebook: www.facebook.com/
..... UtahStateGymnastics



UTAH STATE

GYMNASTICS

NAME	HEIGHT	YEAR	EVENTS	HOMETOWN	HIGH SCHOOL/PREVIOUS SCHOOL	CLUB
Lexi Aragon	5-2	Sr.	UB, BB, FX	Salt Lake City, Utah	West HS	USA Gymnastics World
Avery Bibbey	5-3	So.	AA	Chandler, Arizona	Perry HS	USA Youth Fitness Center
Lexi Boone	5-3	Fr.	VT/BB/FX	Waxhaw, North Carolina	Cuthbertson HS	Perfect Balance Training
Juliette Boyer	5-3	Gr.	VT/UB/FX	Daly City, California	Summit Shasta HS/Arizona State	San Mateo/American Gymnastics
Brianna Brooks	5-7	Sr.	AA	Las Vegas, Nevada	West Career & Technical Academy	Desert Gymcats Gymnastics
Jenna Eagles	5-2	Sr.	VT, BB, FX	Ramsey, Minnesota	Anoka HS/Lindenwood	Twin City Twisters
Amari Evans	5-1	Jr.	AA	McKinney, Texas	iSchool Virtual Academy of Texas	WOGA Gymnastics
Payton Gatzlaff	5-4	Jr.	VT, UB, FX	Ankeny, Iowa	Ankeny HS/Lindenwood	Triad Gymnastics
Sydney Jelen	5-7	Fr.	AA	Algonquin, Illinois	Dundee-Crown HS	Legacy Elite
Dani Kirstine	5-3	Jr.	VT, UB, BB	Las Vegas, Nevada	Odyssey Charter HS	Brown's Gymnastics
Nyla Morabito	5-3	Fr.	AA	Welland, Ontario, Canada	Notre Dame College School	Manjak's Gymnastics
Alivia Ostendorf	5-6	Gr.	VT, BB, FX	Ramsey, Minnesota	Anoka HS/Ball State	Twin City Twisters
Marley Peterson	5-3	So.	VT, BB, FX	Bountiful, Utah	Woods Cross HS	USA Gymnastics
Riley Sorrell	5-4	Fr.	AA	Holly Springs, North Carolina	Middle Creek HS	Sonshine Gymnastics
Chelsea Southam	5-4	So.	VT, BB, FX	Heber City, Utah	Wasatch HS	All American Gymnastics
Angel Stuart	5-5	Sr.	VT, UB, FX	Gilberts, Illinois	Hampshire HS	Legacy Elite Gymnastics
Isabella Vater	5-3	Fr.	AA	Las Vegas, Nevada	Faith Luthern HS	Brown's Gymnastics
Mya Witte	5-1	Fr.	AA	Greenacres, Florida	Florida Virtual School	Genie's Gymnastics
Hattie Wright	5-2	Fr.	AA	Edmond, Oklahoma	Epic Charter Schools	Dynamo Gymnastics

Head Coach: Kristin White (Oklahoma, 2010), Second Year
Assistant Coach: Robert Ladanyi (Romanian National School of Coaching), Second Year
Assistant Coach: Rachel Slocum (Florida, 2018), Second Year
Assistant Coach: Daniel Barclay (Utah State, 2023), Fourth Year
Athletic Trainer: Kayla Chapman (Virginia, 2020), First Year
Team Manager: Nya Samora

PRONUNCIATIONS

Lexi ARAGON	Air-uh-gone
Avery BIBBEY	Bib-Eee
Payton GATZLAFF	Gatz-laugh
Sydney JELEN	Gel-en
Dani KIRSTINE	Ker-STINE
Nyla MORABITO	More-uh-bee-toe
Alivia OSTENDORF	Autstin-dorf
Riley SORRELL	Sore-Elle
Chelsea SOUTHAM	South-um
Isabella VATER	Vaught-ER
MYA WITTE	My-uh Wit-Eee
HATTIE Wright	Hat-Eee
Robert LADANYI	La-Duh-NEE

BIRTHDAYS

Brianna Brooks	March 6
Nyla Morabito	March 10
Marley Peterson	March 18
Juliette Boyer	April 1
Hattie Wright	April 26
Lexi Boone	May 13
Payton Gatzlaff	May 27
Alivia Ostendorf	May 28
Dani Kirstine	June 10
Avery Bibbey	June 18
Mya Witte	June 22
Sydney Jelen	July 1
Lexi Aragon	Aug. 5
Jenna Eagles	Sept. 6
Angel Stuart	Sept. 9
Riley Sorrell	Sept. 26
Chelsea Southam	Oct. 7
Amari Evans	Dec. 5
Isabella Vater	Dec. 31

ACADEMIC MAJORS

Lexi Aragon	Environmental Engineering
Avery Bibbey	Kinesiology
Lexi Boone	Psychology
Juliette Boyer	Law & Constitution Studies
Brianna Brooks	Kinesiology
Jenna Eagles	Kinesiology
Amari Evans	Management
Payton Gatzlaff	Kinesiology
Sydney Jelen	Exploratory
Dani Kirstine	Journalism
Nyla Morabito	Kinesiology
Alivia Ostendorf	Integrated Studies
Marley Peterson	Recreation Administration
Riley Sorrell	Kinesiology
Chelsea Southam	Recreation Administration
Angel Stuart	Journalism
Isabella Vater	Exploratory
Mya Witte	Exploratory
Hattie Wright	Exploratory



Lexi Aragon
Salt Lake City, Utah
GR | 5'2" | UB/BB/FX



Avery Bibbey
Chandler, Arizona
SO | 5'3" | AA



Lexi Boone
Waxhaw, North Carolina
FR | 5'3" | VT/BB/FX



Juliette Boyer
Daly City, California
GR | 5'3" | VT/UB/FX



Brianna Brooks
Las Vegas, Nevada
SR | 5'7" | AA



Jenna Eagles
Ramsey, Minnesota
SR | 5'2" | VT/BB/FX



Amari Evans
McKinney, Texas
JR | 5'1" | AA



Payton Gatzlaff
Ankeny, Iowa
JR | 5'4" | VT/UB/FX



Sydney Jelen
Algonquin, Illinois
FR | 5'7" | AA



Dani Kirstine
Las Vegas, Nevada
JR | 5'3" | VT/UB/BB



Nyla Morabito
Welland, Ontario, Canada
FR | 5'3" | AA



Alivia Ostendorf
Ramsey, Minnesota
GR | 5'6" | VT/BB/FX



Marley Peterson
Bountiful, Utah
SO | 5'3" | VT/BB/FX



Riley Sorrell
Holly Springs, North Carolina
FR | 5'4" | AA



Chelsea Southam
Heber City, Utah
SO | 5'4" | VT/BB/FX



Angel Stuart
Gilberts, Illinois
SR | 5'5" | VT/UB/FX



Isabella Vater
Las Vegas, Nevada
FR | 5'3" | AA



Mya Witte
Greenacres, Florida
FR | 5'1" | AA



Hattie Wright
Edmond, Oklahoma
FR | 5'2" | AA



Kristin White
Head Coach
Second Season at Utah State



Robert Ladanyi
Assistant Coach
Second Season at Utah State



Rachel Slocum
Assistant Coach
Second Season at Utah State



Daniel Barclay
Assistant Coach
First Season at Utah State





2024 Schedule

DATE	OPPONENT	SITE	TIME	SERIES RECORD
Friday, Jan. 5	at North Carolina vs. Ball State vs. Rutgers	Chapel Hill, North Carolina	5:30 p.m.	Utah State leads, 1-0 Series tied, 1-1 Rutgers leads, 1-0
Monday, Jan. 15	Rio Tinto Best of Utah Meet vs. BYU vs. Southern Utah vs. Utah	West Valley City, Utah	4 p.m.	BYU leads, 90-52-1 Southern Utah leads, 58-56 Utah leads, 94-3
Friday, Jan. 19	at Southern Utah	Cedar City, Utah	7 p.m.	Southern Utah leads, 58-56
Friday, Jan. 26	Air Force*	Logan, Utah	7 p.m.	Utah State leads, 14-1
Friday, Feb. 2	Southern Utah	Logan, Utah	7 p.m.	Southern Utah leads, 58-56
Friday, Jan. 9	at Oklahoma vs. BYU vs. Texas Woman's	Norman, Oklahoma	5:45 p.m.	Oklahoma leads, 17-8 BYU leads, 90-52-1 Utah State leads, 9-3
Friday, Feb. 16	San José State*	Logan, Utah	7 p.m.	Series tied, 16-16
Friday, Feb. 23	Boise State*	Logan, Utah	7 p.m.	Utah State leads, 58-56-1
	Iowa State			Iowa State leads, 3-2
	Texas Woman's			Utah State leads, 9-3
Friday, March 1	at Air Force* vs. San José State*	USAFA, Colorado	7 p.m.	Utah State leads, 14-1 Series tied, 16-16
Friday, March 15	at Utah	Salt Lake City, Utah	7 p.m.	Utah leads, 94-3
Sunday, March 17	at Boise State* vs. Oregon State	Boise, Idaho	Noon	Utah State leads, 58-56-1 Oregon State leads, 17-1
Saturday, March 23	MW Championships	Logan, Utah	7 p.m.	
	Air Force			Utah State leads, 14-1
	Boise State			Utah State leads, 58-56-1
	San José State			Series tied, 16-16
Thur.-Sat., April 4-6	at NCAA Regionals	TBA		
Thur.-Sat., April 18-20	at NCAA Championships	Fort Worth, Texas		

* - Denotes Mountain West meet
All times Mountain
Home meets in **BOLD**




LEXI ARAGON
BARS, BEAM, FLOOR • GRADUATE
SALT LAKE CITY, UTAH
WEST HS
CLUB: USA GYMNASTICS WORLD




HONORS: Women’s Collegiate Gymnastics Association Scholastic All-American (2020, 2021, 2022, 2023); Academic All-Mountain Rim Gymnastics Conference (2020, 2021, 2022); College Sports Communicators Academic All-District (2023).

2023 (SENIOR CAMPAIGN): Competed on bars in all 10 meets of the season and on beam in seven meets... Averaged 9.523 on bars and 9.529 on beam... Tied for 20th on bars with a 9.750 at the Mountain Rim Gymnastics Conference Championships (3/18)... Tied for eighth on bars with a career-best score of 9.825 in a home tri meet against Alaska and Nebraska (3/3)... Placed eighth on beam with a career-high-tying 9.800 and 12th on bars with a 9.700 against BYU (1/27)... Opened the season by tying for 11th on beam and tying for 14th on bars with career-best scores of 9.800 on each event at the Rio Tinto Best of Utah Meet (1/13)... Earned Women’s Collegiate Gymnastics Association Scholastic All-America accolades and College Sports Communicators Academic All-District honors.

2022 (JUNIOR CAMPAIGN): Competed in just one meet, recording a career-best score of 9.375 on beam against Air Force (1/14)... Garnered Women’s Collegiate Gymnastics Association Scholastic All-America and academic all-Mountain Rim Gymnastics Conference accolades.

2021 (SOPHOMORE CAMPAIGN): Competed in two meets... Recorded a 9.050 on beam at the season-opening Rio Tinto Best of Utah Meet (1/9)... Notched a 9.425 on bars against No. 22 Boise State (2/13)... Garnered Women’s Collegiate Gymnastics Association Scholastic All-America and academic all-Mountain Rim Gymnastics Conference accolades.

2020 (FRESHMAN CAMPAIGN): Competed in one meet during the season, recording a career-high 9.700 on bars against UC Davis (2/28) to tie for seventh... Earned Women’s Collegiate Gymnastics Association Scholastic All-America and academic all-Mountain Rim Gymnastics Conference accolades.

CLUB/HIGH SCHOOL: Trained at USA Gymnastics World for nine years under the direction of Hugh Smith and Carolyn Taylor... Placed second on floor and third on bars at the 2019 Utah State Championships... Qualified for the Junior Olympic National Championships in 2019, as well as the regional championships... Graduated from West High School in Salt Lake City in the top five percent of her class (out of 560)... Earned an academic scholarship to Utah State.

PERSONAL: One of four daughters of Andrew and Traci Aragon... Full name is Alexis Bobbi Aragon... Majoring in environmental engineering... Last name is pronounced Air-uh-gone.



CAREER HIGHS

VAULT

UNEVEN BARS
9.825

BALANCE BEAM
9.800

FLOOR EXERCISE

ALL-AROUND





JULIETTE BOYER

VAULT, BARS, FLOOR • GRADUATE
DALY CITY, CALIFORNIA
SUMMIT SHASTA HS/ARIZONA STATE
CLUB: SAN MATEO/AMERICAN GYMNASTICS




HONORS: Honorable Mention All-Pac-12: All-Around (2020); Pac-12 Freshman of the Week (3/10/20); Women's Collegiate Gymnastics Association Scholastic All-American (2020, 2021, 2022, 2023); Pac-12 Winter Academic Honor Roll (2021, 2022, 2023).

PREVIOUS SCHOOL: A member of Arizona State's gymnastics team from 2020-23, but did not compete in 2022 or 2023 due to injury... As a sophomore for the Sun Devils in 2021, she competed in every meet on bars and all but two on floor... Also made lineups for vault and beam, and competed in the all-around twice... Won the bars title against No. 3 Utah with a career-best 9.925 – the highest score by a Gym Devil on bars that season... Garnered honorable mention all-Pac-12 honors in the all-around, scoring above a 39.000 four times, during her freshman campaign... Best meet of the 2020 season was against Pitt as she captured event titles on both bars (9.900) and floor (9.900), and won the all-around (39.350)... A four-time Women's Collegiate Gymnastics Association Scholastic All-American and three-time Pac-12 academic honor roll recipient.

CLUB/HIGH SCHOOL: Trained at both San Mateo Gymnastics (2014-19) in Belmont, California, and the American Gymnastics Club (2003-14) in San Francisco, California... At the 2018 NorCal State Championships, Boyer was the level 10 champion after placing first in the all-around (38.450), first on bars (9.625), first on beam (9.650) and first on floor (9.625)... A two-time Junior Olympics National Championships qualifier... Helped her club team capture state titles in four-consecutive years from 2016-19, including an undefeated season in 2017... Attended Summit Shasta High School in Daly, California.

PERSONAL: Daughter of John and Persie Boyer... Graduated from Arizona State in 2023 with a bachelor's degree in environmental design and is working toward a second bachelor's degree in law and constitutional studies at Utah State.



**CAREER
HIGHS**

VAULT

UNEVEN BARS
9.925

BALANCE BEAM

FLOOR EXERCISE
9.900

ALL-AROUND
39.350




ALIVIA OSTENDORF
VAULT, BEAM, FLOOR • GRADUATE
RAMSEY, MINNESOTA
ANOKA HS/BALL STATE
CLUB: TWIN CITY TWISTERS




CLUB/HIGH SCHOOL: Trained at Twin City Twisters in Champlin, Minnesota, for 14 years, helping guide the club to 11 consecutive state championships... She placed fifth in the all-around at regionals in 2019, ninth on floor at the 2018 Junior Olympics Championships and 17th in the all-around at the 2017 Junior Olympics national meet... Graduated from Anoka (Minnesota) High School in 2019.

PERSONAL: Daughter of Jeff Ostendorf and Stacey Goodrich... Has three siblings... Full name is Alivia Edna Ostendorf... Majoring in integrated studies.

HONORS: Mountain Rim Gymnastics Conference Vault Specialist of the Week (2/27/23); MRGC Floor Specialist of the Week (2/27/23; 3/13/23); Women's Collegiate Gymnastics Association Scholastic All-American (2023).

SINGLE-MEET RECORDS: Tied for the eighth-best vault score in school history with a 9.900, accomplished in a dual meet at BYU (2/24/23).

SINGLE-SEASON RECORDS: Tied for sixth and tied for ninth all-time in school history with single-season floor and vault averages of 9.863 and 9.808, respectively, both set in 2023.

2023 (SENIOR CAMPAIGN): Competed in all 10 meets... Averaged 9.863 on floor, which is tied for sixth all-time in school history, and averaged 9.808 on vault, which is tied for ninth all-time... Tied for fifth on both vault (9.850) and floor (9.850), and tied for 17th on beam (9.750), at the Mountain Rim Gymnastics Conference Championships (3/18)... Named the MRGC co-Vault and co-Floor Specialist of the Week after placing first on vault with a personal-best 9.900, which is tied for eighth all-time in program history, and placing first on floor with a 9.900 at BYU (2/24)... Garnered her second co-MRGC Floor Specialist of the Week accolade after tying for third on the event with a 9.900 at a quad meet hosted by Cal (3/10)... Notched three titles on the season to rank second on the team... Captured her first title as an Aggie as she tied for first on floor with a career-high 9.925 at Boise State (2/3)... Also placed sixth on vault with a personal-best 9.825 against the Broncos... Placed fourth on vault (9.800) and seventh on beam (9.750), and tied for third on floor (9.825), against Boise State (2/10)... Tied for eighth on vault (9.750), placed 11th on beam (9.750) and tied for second on floor (9.875) against No. 21 Southern Utah (2/17)... Made her Aggie debut at the Rio Tinto Best of Utah Meet (1/13), where she placed 14th on vault (9.775), 21st on beam (9.625) and tied for sixth on floor (9.850)... Tied for sixth on vault (9.725), tied for seventh on floor (9.800) and placed ninth on beam (9.625) at No. 21 Southern Utah (1/20)... Tied for sixth on vault (9.725) and tied for fourth on floor (9.850) against BYU (1/27)... Earned Women's Collegiate Gymnastics Association Scholastic All-America accolades.

PREVIOUS SCHOOL: Spent her first three collegiate seasons at Ball State, where, as a junior, she helped the Cardinals notch their third-best team score in school history with a 195.900 at the 2022 Mid-American Conference Championships... Overall, Ball State placed fourth at the meet, its best MAC Championship since placing second in 2016... The Cardinals started the meet on vault, where Ostendorf notched a 9.750 to tie for 19th... She also tied for 14th on beam (career-best 9.825) and placed 32nd on floor (9.650)... Competed in 12 meets as a junior, even competing against her future team when the Aggies hosted both Ball State and Southern Utah in a tri meet on Feb. 4 at the Dee Glen Smith Spectrum... In that meet, she tied for 12th on vault (9.750), tied for 12th on beam (9.725) and tied for 10th on floor (9.750)... As a sophomore in 2021, she competed in all 10 meets on both beam and floor, while competing on vault three times... Logged a season-best floor score of 9.875 against Western Michigan, and registered routines of 9.800-or-better six times on floor, including a 9.750 at the MAC Championships... Landed season-best beam routines of 9.775 in back-to-back meets, with the first against Illinois State and the second at Eastern Michigan... Had a 9.700-or-better on beam seven times, including a 9.750 at the MAC Championships, and notched a season-best 9.775 on vault at Kent State... During her freshman campaign in 2020, she competed in all 10 meets, including in the all-around in the first four... Won the all-around at Pittsburgh with a career-best score of 38.725, counting a 9.800 on floor, a season-best 9.750 on beam, a 9.600 on vault and a 9.575 on bars.



CAREER HIGHS

VAULT
9.900

UNEVEN BARS
9.625

BALANCE BEAM
9.825

FLOOR EXERCISE
9.925

ALL-AROUND
38.725





BRIANNA BROOKS

ALL-AROUND • SENIOR
LAS VEGAS, NEVADA
WEST CAREER & TECHNICAL ACADEMY
CLUB: DESERT GYMCATS GYMNASTICS



HONORS: NCAA North Central Region (Region 2) Gymnast of the Year; First-Team All-Mountain Rim Gymnastics Conference: All-Around (2023); Second-Team All-MRGC: Bars (2023); MRGC Gymnast of the Week (2/27/23); MRGC Beam Specialist of the Week (2/27/23); MRGC Vault Specialist of the Week (1/31/22); MRGC Bars Specialist of the Week (1/10/22); Women's Collegiate Gymnastics Association Scholastic All-American (2021, 2022, 2023); Academic All-Mountain Rim Gymnastics Conference (2021, 2022); College Sports Communicators Academic All-District (2023).

SINGLE-SEASON RECORDS: Ranks first all-time in school history with a single-season bars average of 9.860, set in 2022... Also holds the third-best bars average in program history with a 9.855, set in 2023... Ranks eighth and ninth all-time in school history with single-season beam averages of 9.825 and 9.820, set in 2022 and 2023, respectively.

SINGLE-MEET RECORDS: Holds the second-best and is tied for the third-best bars score in school history for an NCAA Regional Championships meet with a career-best 9.925 in 2023 (Pittsburgh, Pennsylvania) and a 9.900 in 2022 (Norman, Oklahoma)... Her 9.925 on bars is also tied for 11th all-time in school history on the event... Tied for the ninth-best beam score in school history with a personal-best 9.925 set in a home tri meet against Alaska and Nebraska (3/3/23).

2023 (JUNIOR CAMPAIGN): Tabbed the NCAA North Central Region (Region 2) Gymnast of the Year... Garnered first-team all-Mountain Rim Gymnastics Conference honors in the all-around after ranking second in the league, sixth in the region and 66th in the nation with a National Qualifying Score of 39.160... Earned second-team all-MRGC accolades on bars after ranking fifth in the conference, 11th in the region and tied for 75th nationally with an NQS of 9.880 on the event... Averaged 9.855 on bars and 9.820 on beam, which rank third and ninth all-time in school history... Tied for third on bars in Session I of the NCAA Regional Championships, held in Pittsburgh, Pennsylvania (3/31), with a personal-best 9.925, which is tied for 11th all-time in school history and ranks second all-time for a regional meet... Placed second in the all-around with a 39.125 at the MRGC Championships (3/18), where she also tied for 16th on vault (9.750), tied for third on bars (9.850), placed fourth on beam (9.875) and tied for 21st on floor (9.650)... Named the MRGC Gymnast of the Week after placing third in the all-around with a 39.275 in a home tri meet against Alaska and Nebraska (3/3)... In that same meet, she tied for first on beam with a personal-best 9.925, which is tied for ninth all-time in school history, placed ninth on vault with a 9.775, tied for third on bars with a 9.900 and placed 13th on floor with a 9.675... Tabbed the MRGC Gymnast of the Week and co-Beam Specialist of the Week after winning the all-around with a 39.050 and tying for first on beam with a 9.900 at BYU (2/24), where she also placed 10th on vault (9.650), tied for fourth on bars (9.775) and tied for ninth on floor (9.725)... Captured her first all-around title with a 38.350 against BYU (1/27), tying for ninth on vault (9.700), tying for second on bars (9.875), placing 10th on beam (9.750) and finishing 12th on floor (9.025)... Had a career meet against No. 21 Southern Utah (2/17) as she placed second in the all-around with a career-best 39.300, which included tying for fifth on vault with a 9.800, tying for first on bars with a then-career-high 9.900, tying for third on beam with a personal-best-tying 9.900 and placing 11th on floor with a 9.700... Won the all-around title with a 39.200 at Boise State (2/3), where she tied for fourth on vault with a 9.850, placed third on bars with a 9.875, tied for eighth on beam with a 9.675 and tied for eighth on floor with a career-high 9.800... Captured her third-straight all-around crown with a 39.075 against Boise State (2/10) as she placed 10th on vault (9.700), tied for

fifth on bars (9.775), tied for third on beam (9.825) and tied for eighth on floor (9.775)... Competed in the all-around and on floor for the first time in her career at No. 21 Southern Utah (1/20), where she placed second and 11th, respectively, with scores of 38.800 and 9.375... Opened the season by tying for fifth on vault (9.825), tying for 20th on bars (9.775) and tying for ninth on beam (9.825) at the Rio Tinto Best of Utah Meet (1/13)... Earned Women's Collegiate Gymnastics Association Scholastic All-America accolades and College Sports Communicators Academic All-District honors.

2022 (SOPHOMORE CAMPAIGN): Competed on vault, bars and beam in all 13 meets... Ranked 12th in the Mountain Rim Gymnastics Conference and tied for 29th in the North Central Region with a National Qualifying Score of 9.820 on vault... Tied for seventh in the league, tied for 15th in the region and tied for 78th nationally with an NQS of 9.870 on bars... Tied for ninth in the MRGC, tied for 17th in the region and tied for 84th in the nation with an NQS of 9.870 on floor... Tied for fourth on beam with a personal-best 9.900, which is tied for second all-time for a regional meet, in Session 1 of the second round of the NCAA Norman Regional (3/31)... Also tied for 17th on beam (9.800) and tied for 24th on vault (9.725) at regionals... Tied for fifth on vault (9.825), tied for 11th on bars (9.850) and tied for seventh on beam (9.850) at the conference championships (3/19), helping the Aggies win their first-ever MRGC title... Tabbed the MRGC Bars Specialist of the Week after tying for third on the event with a 9.850 at the Rio Tinto Best of Utah Meet (1/7)... Named the MRGC Vault Specialist of the Week after tying for first on the event with a career-high score of 9.875 at No. 21 BYU (1/28), where she also had a personal-best 9.900 on bars to tie for third... Tied for first on bars with a 9.850 in a home tri meet against No. 12 BYU and No. 23 Towson (2/25)... Tied for sixth on beam with a career-best 9.900 at the Arizona quad meet (1/22)... Earned Women's Collegiate Gymnastics Association Scholastic All-America and academic all-MRGC accolades.

2021 (FRESHMAN CAMPAIGN): Competed on vault, bars and beam in her first season at Utah State... Tied for 14th in the Mountain Rim Gymnastics Conference and tied for 30th in the North Central Region with a National Qualifying Score of 9.844 on bars... Tied for 12th in the league and tied for 29th in the region with an NQS of 9.856 on beam... Placed 52nd on bars (8.100) and tied for 29th on beam (9.775) at the Salt Lake City NCAA Regional Second Round (4/2)... Tied for 17th on bars (9.775) and tied for 22nd on beam (9.375) at the MRGC Championships (3/20)... Recorded season-best scores of 9.800 on vault at No. 25 Boise State (2/6) and 9.875 on bars at No. 11 BYU (2/26)... Had a pair of season-best 9.875s on beam, doing so the first time at home against No. 12 BYU (1/29) and again at the Denver tri meet (3/7)... Garnered Women's Collegiate Gymnastics Association Scholastic All-America and academic all-MRGC accolades.

CLUB/HIGH SCHOOL: Trained since 2008 at Desert Gymcats Gymnastics in Las Vegas, Nevada, under Jordan Schwiker... Experienced on all four events as a level-10 gymnast... Qualified for the 2019 Junior Olympic National Championships... Placed third on bars at the 2019 Region 1 Championships... Placed third in the all-around (38.275), second on bars (9.650), fourth on beam (9.450), fifth on floor (9.425) and tied for second on vault (9.750) at the 2019 Nevada State Championships... Graduated from West Career & Technical Academy.

PERSONAL: Daughter of Justin and Leticia Brooks... Full name is Brianna Marie Brooks... Has one brother... Majoring in kinesiology with an exercise science emphasis.

CAREER HIGHS


VAULT
9.9875

UNEVEN BARS
9.900




BALANCE BEAM
9.925

FLOOR EXERCISE
9.800

ALL-AROUND
39.300

JENNA EAGLES
VAULT, BEAM, FLOOR • SENIOR
RAMSEY, MINNESOTA
ANOKA HS/LINDENWOOD
CLUB: TWIN CITY TWISTERS


HONORS: Women’s Collegiate Gymnastics Association Scholastic All-American (2023).

2023 (JUNIOR CAMPAIGN): Competed in all 10 meets... Tied for 13th on vault with a personal-best 9.800 at the Mountain Rim Gymnastics Conference Championships (3/18)... Recorded a career-best score of 9.825 on beam against Boise State (2/10), tying for third on the event... Had another 9.825 on beam at the Cal quad meet (3/3), where she tied for 16th, and had a personal-best 9.875 on floor to tie for ninth... Made her Aggie floor debut against No. 21 Southern Utah (2/17), tying for seventh with a career-best 9.825... Tied for 10th on vault with a career-best score of 9.725 at Boise State (2/3)... Tied for eighth on vault with a 9.700 at No. 21 Southern Utah (1/20), where she also competed on beam... Also had a 9.700 on vault to tie for ninth against BYU (1/27)... Made her Aggie debut at the Rio Tinto Best of Utah Meet (1/13), where she tied for 15th on beam with a career-best score of 9.750... Earned Women’s Collegiate Gymnastics Association Scholastic All-America accolades.

PREVIOUS SCHOOL: Spent her first two seasons at Lindenwood University in St. Charles, Missouri... After competing in just one meet for the Lions in 2021, she competed in six meets in 2022, recording a season-high score of 9.500 on vault and a personal-best score of 9.775 on floor.

CLUB/HIGH SCHOOL: Trained at Twin City Twisters in Champlin, Minnesota, for 16 years under the direction of Sami Wozeny... Graduated in 2020 from Anoka (Minneosta) High School.

PERSONAL: Daughter of Brad and Jackie Eagles... Full name is Jenna Marie Eagles... Has one brother... Majoring in kinesiology with a physical education teaching emphasis.



CAREER HIGHS

VAULT
9.800

UNEVEN BARS

BALANCE BEAM
9.825

FLOOR EXERCISE
9.875

ALL-AROUND





ANGEL STUART
VAULT, BARS, FLOOR • SENIOR
GILBERTS, ILLINOIS
HAMPSHIRE HS
CLUB: LEGACY ELITE GYMNASTICS






2023 (JUNIOR CAMPAIGN): Competed on both vault and floor in eight meets... Tied for 16th on vault with a season-high 9.750 and tied for fifth on floor with a personal-best 9.850 at the Mountain Rim Gymnastics Conference Championships (3/18)... Placed 10th on vault with a 9.725 and ninth on floor with a 9.775 against No. 21 Southern Utah (2/17)... Opened the season by placing 18th on vault (9.700) and tying for 15th on floor (career-best 9.800) at the Rio Tinto Best of Utah Meet (1/13)... Placed 10th on floor (9.650) and 11th on vault (9.650) at No. 21 Southern Utah (1/20)... Tied for sixth on vault with a 9.725 against BYU (1/27).

2022 (SOPHOMORE CAMPAIGN): Competed on vault in the first two meets before suffering a season-ending injury... Tied for first on vault with a career-best score of 9.825 against Air Force (1/14)... Opened the season by tying for 19th on vault with a 9.725 at the Rio Tinto Best of Utah Meet (1/7).

2021 (FRESHMAN CAMPAIGN): Competed on vault in one meet, recording a 9.625 against No. 12 BYU to place 10th on the event.

CLUB/HIGH SCHOOL: Trained at Legacy Elite Gymnastics in Aurora, Illinois, during the 2019-20 season under the direction of Jiani Wu... Was the 2017 regional floor and all-around champion, while placing second on vault and beam... In 2018, she was the regional floor champion and placed third on vault, and in 2019, she finished 12th in the all-around... Graduated from Hampshire (Illinois) High School with a GPA of 3.31.

PERSONAL: Daughter of Eacliffe and Grace Stuart... Has two brothers... Full name is Angelica Rose Stuart... Majoring in journalism.



**CAREER
HIGHS**


VAULT
9.825

UNEVEN BARS


BALANCE BEAM

FLOOR EXERCISE
9.850

ALL-AROUND

AMARI EVANS
 ALL-AROUND • JUNIOR
 MCKINNEY, TEXAS
 ISCHOOL VIRTUAL ACADEMY OF TEXAS
 CLUB: WOGA GYMNASTICS




SINGLE-MEET RECORDS: Tied the fourth-best floor score in school history at an NCAA Regional Championships meet with a 9.900 in Session 1 of the second round of the NCAA Norman Regional (3/31/22).

2023 (SOPHOMORE CAMPAIGN): Competed in five meets... Suffered a season-ending injury against Boise State (2/10)... Prior to the injury, placed fifth on vault with a career-best-tying 9.775 against the Broncos... Placed third on floor with a career-high-tying 9.900 at Boise State (2/3), where she also tied for seventh on vault with a personal-best 9.775... Tied for fourth on vault with a 9.750 and tied for seventh on floor with a 9.800 against BYU (1/27)... Made her collegiate debut on vault and placed 12th with a 9.575, while also placing seventh on bars with a personal-best 9.725, at No. 21 Southern Utah (1/20)... Opened the season by tying for sixth on floor (9.850) at the Rio Tinto Best of Utah Meet (1/13).

2022 (FRESHMAN CAMPAIGN): Competed on bars in one meet and floor in nine meets during the season... Averaged 9.814 on floor... Tied for sixth on floor with a personal-best 9.900 in Session 1 of the second round of the NCAA Norman Regional (3/31), which is tied for fourth in school history for an NCAA Regional Championships meet... Tied for fifth on floor (9.850) at the conference championships (3/19), helping the Aggies win their first-ever Mountain Rim Gymnastics Conference title... Made her collegiate debut at the Rio Tinto Best of Utah Meet (1/7), where she placed 24th on bars with a 9.000.

CLUB/HIGH SCHOOL: Trained at WOGA Gymnastics in Plano, Texas, under coach Matt Winn, Josh Jefferis and Natalya Marakova... Named to America's Top 100 on uneven bars with a 9.750 in 2016, her first season competing as a level-10 gymnast... In 2017, she won the bars title at the state championships while qualifying for regionals... A two-time state champion on bars, once each at level 9 and level 10... Named an alternate for the 2018 Junior Olympic Nationals after finishing eighth in the all-around and fourth on floor at the Region 3 Championships... Qualified for the 2019 Junior Olympic Nationals in Indianapolis, Indiana, and in 2020, she qualified for the state championships, but was unable to compete due to the COVID-19 pandemic... Graduated in 2021 from iSchool Virtual Academy of Texas.

PERSONAL: One of two children of Muntai and Chantile Evans... Majoring in management.



CAREER HIGHS

VAULT
9.775

UNEVEN BARS
9.725

BALANCE BEAM

FLOOR EXERCISE
9.900

ALL-AROUND





PAYTON GATZLAFF
VAULT, BARS, FLOOR • JUNIOR
ANKENY, IOWA
ANKENY HS/LINDENWOOD
CLUB: TRIAD GYMNASTICS



HONORS: Women's Collegiate Gymnastics Association Scholastic All-American (2022, 2023).

2023 (SOPHOMORE CAMPAIGN): Competed on both vault and floor in all 10 meets... Tied for 16th on vault (9.750) and placed 24th on floor (9.025) at the Mountain Rim Gymnastics Conference Championships (3/18)... Tied for second on vault with a personal-best 9.875 and tied for seventh on floor with a 9.800 at BYU (2/24)... Tied for seventh on floor with a career-high-tying 9.825 against No. 21 Southern Utah (2/17)... Placed seventh on floor with a career-best 9.825 and tied for seventh on vault with a 9.775 at Boise State (2/3)... Made her Aggie debut at the Rio Tinto Best of Utah Meet (1/13), where she tied for 10th on vault with a 9.800 and placed 24th on floor with a 9.700... Tied for eighth on vault with a 9.700 at No. 21 Southern Utah... Tied for sixth on vault (9.725) and placed 11th on floor (9.750) against BYU (1/27)... Earned Women's Collegiate Gymnastics Association Scholastic All-America accolades.

PREVIOUS SCHOOL: Spent one season at Lindenwood University in St. Charles, Missouri... As a freshman for the Lions in 2022, she competed on vault in six meets, recording a season-best score of 9.750... Earned Women's Collegiate Gymnastics Association Scholastic All-America accolades following the season.

CLUB/HIGH SCHOOL: Trained at Triad Gymnastics in Ankeny, Iowa, for nine years under the direction of Dan Miller... Was a four-time all-around state champion (2013, 2014, 2017 and 2019), a Super 8 qualifier and member of the Super 8 championship team in 2017... A team captain from 2020-21... Graduated in 2021 from Ankeny High School, where she earned the Academic Excellence Award all four years, as well as the DMACC Dean's Award.

PERSONAL: Daughter of Craig and Leasa Gatzlaff... Full name is Payton Layne Gatzlaff... Has one brother and one sister... Her sister, Madison, is a senior on Ball State's swimming and diving team... Majoring in kinesiology with an exercise science emphasis... Last name is pronounced Gatz-laugh.



**CAREER
HIGHS**

VAULT
9.875


UNEVEN BARS

BALANCE BEAM


FLOOR EXERCISE

9.825

ALL-AROUND

DANI KIRSTINE
 VAULT, BARS, BEAM • JUNIOR
 LAS VEGAS, NEVADA
 ODYSSEY CHARTER HS
 CLUB: BROWN'S GYMNASTICS




HONORS: Women's Collegiate Gymnastics Association Scholastic All-American (2022, 2023); Academic All-Mountain Rim Gymnastics Conference (2022); College Sports Communicators Academic All-District (2023).

2023 (SOPHOMORE CAMPAIGN): Competed in all 10 meets of the season... Tied for third on bars (9.850) and tied for 15th on beam (9.775) at the Mountain Rim Gymnastics Conference Championships (3/18)... Tied for 10th on bars with a 9.850 at the Cal quad meet (3/10)... Tied for second on bars and placed fourth on beam with matching career-best scores of 9.875 against BYU (1/27)... Tied for third on bars with a 9.875 against No. 21 Southern Utah (2/17)... Tied for fourth on bars with a 9.800 and made her collegiate debut on beam, tying for fifth with another 9.800, at No. 21 Southern Utah (1/20)... Placed sixth on beam with a 9.800 against Boise State (2/10)... Tied for fourth on bars with a 9.775 at BYU (2/24)... Made her Aggie debut at the Rio Tinto Best of Utah Meet (1/13), where she tied for 20th on bars with a 9.775... Earned Women's Collegiate Gymnastics Association Scholastic All-America accolades and College Sports Communicators Academic All-District honors.

2022 (FRESHMAN CAMPAIGN): Did not compete during the season, but performed exhibition routines on bars against No. 23 Towson (2/27) and at the Washington tri meet (3/6), recording scores of 9.775 and 9.650, respectively... Earned Women's Collegiate Gymnastics Association Scholastic All-America and academic all-Mountain Rim Gymnastics Conference accolades.

CLUB/HIGH SCHOOL: Trained at Brown's Gymnastics in Las Vegas, Nevada, under the direction of Kyle Khou... Was the 2019 Junior Olympic Nationals bars champion and helped lead her club team to a first-place finish at Lady Luck 2020.

PERSONAL: Daughter of James Kirstine and Josée Lacasse... Has one younger sister... Her mother is a former Canadian alpine skier who won multiple World Cup titles and competed in the 1998 Winter Olympics in Calgary, placing 11th in the giant slalom and 16th in the slalom... She later attended Sierra Nevada College on a full scholarship and is in the Eagles' Hall of Fame... Majoring in journalism... Last name is pronounced Ker-stine.



CAREER HIGHS

VAULT

UNEVEN BARS
9.875

BALANCE BEAM
9.875

FLOOR EXERCISE

ALL-AROUND





AVERY BIBBEY
ALL-AROUND • SOPHOMORE
CHANDLER, ARIZONA
PERRY HS
USA YOUTH FITNESS CENTER



HONORS: Women's Collegiate Gymnastics Association Scholastic All-American (2023).

2023 (FRESHMAN CAMPAIGN): Competed on bars in all 10 meets, averaging 9.670 on the event... Tied for 17th on bars with a 9.775 at the Mountain Rim Gymnastics Conference Championships (3/31)... Tied for sixth on bars with a personal-best 9.850 against No. 21 Southern Utah (2/17)... Matched her career-best of 9.850 on bars in a home tri meet against Alaska and Nebraska (3/3), placing seventh on the event... Made her collegiate debut at the Rio Tinto Best of Utah Meet (1/13), where she tied for ninth on bars with a 9.825... Tied for eighth on bars with a 9.800 against BYU (1/27)... Placed fifth on bars with a 9.825 at Boise State (2/3)... Competed on floor for the first time in her career against Boise State (2/10), placing 11th with a 9.200... Debuted on vault at BYU (2/24) and placed 11th with a 9.525... Earned Women's Collegiate Gymnastics Association Scholastic All-America accolades.

CLUB/HIGH SCHOOL: Trained at USA Youth Fitness Center in Arizona, since 2008, under the direction of Hollie Vise Naddour... Competed at the 2021 national championships and was an eight-time regional qualifier... Earned her club team's Most Dedicated Award during the 2019-20 season, and garnered the Most Improved and Hardest Worker awards, as well... Graduated in 2022 from Perry High School in Gilbert, Arizona... A three-time Academic Excellence Award winner at Perry HS and 2021 voting delegate for Health Occupations Students of America... Was invited to join the National Honor Society... Also participated in the school's Leadership, Experience, Opportunity club, which is a youth organization of Lions Clubs International.

PERSONAL: Daughter of Mark and January Bibbey... Full name is Avery Lynn Bibbey... Has a twin brother named Andon... Her cousin, Nate Bibbey, is a member of the Illinois Wesleyan University golf team... Majoring in kinesiology with an exercise science emphasis... Last name is pronounced Bib-ee.



**CAREER
HIGHS**

VAULT
9.525

UNEVEN BARS
9.850

BALANCE BEAM

FLOOR EXERCISE
9.200

ALL-AROUND



MARLEY PETERSON

VAULT, BARS, FLOOR • SOPHOMORE
BOUNTIFUL, UTAH
WOODS CROSS HS
CLUB: USA GYMNASTICS



HONORS: Women's Collegiate Gymnastics Association Scholastic All-American (2023).

2022 (FRESHMAN CAMPAIGN): Competed in the first four meets before missing the rest of the season due to injury... Tied for seventh on floor with a career-high 9.800 at No. 21 Southern Utah (1/20)... Also tied for seventh on floor with a career-high-tying 9.800 one week later against BYU (1/27)... Made her collegiate debut at the Rio Tinto Best of Utah Meet (1/13), where she placed 22nd on vault and tied for 19th on floor with a career-best score of 9.525 and 9.775, respectively... Earned Women's Collegiate Gymnastics Association Scholastic All-America accolades.

CLUB/HIGH SCHOOL: Trained at USA Gymnastics in Woods Cross, Utah, for eight years under the direction of Johnny Jacobson... Placed first on vault, floor and in the all-around, second on bars and third on beam, at the USA Gymnastics World Invitational in January of 2022... Named the Gymnast of the Year for her club in 2019... Graduated in 2022 from Woods Cross (Utah) High School.

PERSONAL: Daughter of Scott and Jenn Peterson... Full name is Marley Jeanne Peterson... Has one brother... Majoring in recreation administration.



CAREER HIGHS

VAULT
9.525

UNEVEN BARS

BALANCE BEAM

FLOOR EXERCISE
9.800

ALL-AROUND





CHELSEA SOUTHAM

VT, BB, FX • SOPHOMORE
HEBER CITY, UTAH
WASATCH HS
ALL AMERICAN GYMNASTICS



2022 (FRESHMAN CAMPAIGN): Competed on vault in the final six meets of the season... Tied for 22nd on vault with a career-best score of 9.725 at a quad meet hosted by Cal (3/10)... Made her collegiate debut against Boise State (2/10), placing 12th on vault with a 9.175.

CLUB/HIGH SCHOOL: Trained at All American Gymnastics in Lindon, Utah, for 10 years, and Bold Gymnastics in Springville, Utah, for one year... Graduated in 2022 from Wasatch High School in Heber City, Utah.

PERSONAL: Daughter of Denny and Andrea Southam... Has three older brothers... Majoring in recreation administration.



**CAREER
HIGHS**

VAULT
9.725

UNEVEN BARS

BALANCE BEAM

FLOOR EXERCISE

ALL-AROUND



LEXI BOONE

VAULT, BEAM, FLOOR • FRESHMAN
WAXHAW, NORTH CAROLINA
CUTHBERTSON HS
CLUB: PERFECT BALANCE TRAINING



CLUB/HIGH SCHOOL: Trained at Perfect Balance Training in Charlotte, North Carolina, for four years under the direction of Teshawne Jackson... Was a five-time regional qualifier and 2017 regional all-around champion... A 2023 graduate of Cuthbertson High School in Waxhaw, North Carolina.

PERSONAL: Daughter of Brandon and Stacy Boone.... Majoring in psychology.



CAREER HIGHS

VAULT


UNEVEN BARS

BALANCE BEAM

FLOOR EXERCISE

ALL-AROUND





SYDNEY JELEN

ALL-AROUND • FRESHMAN
ALGONQUIN, ILLINOIS
DUNDEE-CROWN HS
CLUB: LEGACY ELITE




CLUB/HIGH SCHOOL: Trained at Legacy Elite in Aurora, Illinois, under the direction of Anna Li and Jiani Wu... A five-time national qualifier and was the national beam champion at the 2022 DP National Championships, as well as at the state championships... Was the national bar champion in 2018, as well as earning a pair of top-three finishes in 2021 and 2022... Also tied for first with current Utah State teammate Mya Witte on beam at the 2018 Hopes Classic... A two-time all-state Region 5 member... A 2023 graduate of Dundee-Crown High School in Carpentersville, Illinois.

PERSONAL: Daughter of Eric and Laura Jelen..... Undeclared on a college major... Last name is pronounced Gel-en.



**CAREER
HIGHS**





NYLA MORABITO

ALL-AROUND • FRESHMAN
WELLAND, ONTARIO, CANADA
NOTRE DAME COLLEGE SCHOOL
CLUB: MANJAK'S GYMNASTICS



CLUB/HIGH SCHOOL: Trained at Manjak's Gymnastics in Mississauga, Ontario, Canada, under the direction of Kelly and Sue Manjak... The 2022 Canadian national bars champion, and also placed second on floor, second in the all-around and fourth on vault... A three-time Canadian Championships qualifier and six-time Team Ontario member for Elite Canada and the Canadian Championships... Graduated from the Notre Dame College School in 2023.

PERSONAL: Daughter of Chauncey Morabito and Asia Yarema-Morabito... Majoring in kinesiology... Last name is pronounced More-uh-bee-toe.



CAREER HIGHS

VAULT

UNEVEN BARS

BALANCE BEAM

FLOOR EXERCISE

ALL-AROUND





RILEY SORRELL
 ALL-AROUND • FRESHMAN
 HOLLY SPRINGS, NORTH CAROLINA
 MIDDLE CREEK HS
 CLUB: SONSHINE GYMNASTICS



CLUB/HIGH SCHOOL: Trained at Sonshine Gymnastics from 2010-23 under the direction of Milan and Heidi Stanovich... Participated in the all-around at the 2021 national championships, where her best finish was on bars as she tied for 18th... That same year, she placed sixth in the all-around at regionals and fourth in the all-around at state... Also competed at the gymnastics team at Middle Creek High School (Apex, North Carolina), where she graduated from in 2023.

PERSONAL: Daughter of Charles and Regina Sorrell... Majoring in kinesiology... Last name is pronounced Sore-elle.



**CAREER
HIGHS**


VAULT

UNEVEN BARS

BALANCE BEAM

FLOOR EXERCISE

ALL-AROUND



ISABELLA VATER

ALL-AROUND • FRESHMAN
LAS VEGAS, NEVADA
FAITH LUTHERN HS
CLUB: BROWN'S GYMNASTICS




CLUB/HIGH SCHOOL: Trained at Browns Gymnastics under the direction of Kyle Khou and Jordan Cobbs... Placed fourth in state in the all-around, vault, bars, beam and floor in 2022, and second on both bars and floor at the Valley of the Sun Challenge... In 2021, she placed first on both bars and floor, and tied for first in the all-around... A two-time Western Nationals qualifier and earned club MVP honors on floor in 2021 and bars in 2022... Graduated from Faith Lutheran High School in Las Vegas, Nevada, in 2023.

PERSONAL: Daughter of Heidi Vater... Undeclared on a college major... Last name is pronounced Vaught-er.



CAREER HIGHS





MYA WITTE

ALL-AROUND • FRESHMAN
GREENACRES, FLORIDA
FLORIDA VIRTUAL SCHOOL
CLUB: GENIE'S GYMNASTICS




CLUB/HIGH SCHOOL: Trained at Genie's Gymnastics in Lake Worth, Florida, for 15 years under the direction of Jana Bieger... A two-time qualifier for the Junior Olympic National Championships... Competed at the 2022 Women's Development Program National Championships, where she tied for sixth on beam... Was the 2022 Florida beam state champion and placed first on beam at the 2019 American Classic... Also captured first place in the all-around and tied on beam at the 2018 Hopes Classic with current Utah State teammate Sydney Jelen... A 2023 graduate from the Florida Virtual School.

PERSONAL: Daughter of Michael and Erica Witte... Undeclared on a college major... Name is pronounced My-uh Wit-ee.



CAREER HIGHS





HATTIE WRIGHT

ALL-AROUND • FRESHMAN
EDMOND, OKLAHOMA
EPIC CHARTER SCHOOLS
CLUB: DYNAMO GYMNASTICS




CLUB/HIGH SCHOOL: Trained at Dynamo Gymnastics in Oklahoma City, Oklahoma... Tied for 19th in the all-around, tied for 22nd on vault, tied for 21st on bars, tied for 29th on beam and tied for 34th on floor at the 2023 USA Gymnastics Development Program National Championships... Finished in the upper third of the 676 gymnasts that competed at the national championships... Was the top gymnast in the level 10 Senior A Division as she placed first in the all-around and bars, second on both vault and floor, and fourth on beam at the 2023 Oklahoma Optional State Championships... Salutatorian of the 2023 Epic Charter Schools (Oklahoma City, Oklahoma) graduating class... Earned academic all-state honors, was a member of the National Honor Society and made the Superintendent's Honor Roll.

PERSONAL: Daughter of Stephen and Leslie Wright... Undeclared on a college major... First name is pronounced Hat-ee.



CAREER HIGHS





KRISTIN WHITE

▶ **HEAD COACH**
▶ **SECOND SEASON AT UTAH STATE**
▶ **OKLAHOMA, 2010**



Kristin White, who was named the head gymnastics coach at Utah State on May 20, 2022, is in her second season with the Aggies.

During her first season at the helm, White coached Brianna Brooks, who was named the North Central Region Gymnast of the Year. The junior from Las Vegas, Nevada, garnered first-team all-Mountain Rim Gymnastics Conference accolades in the all-around and second-team honors on bars.

Under White's tutelage, two Aggies competed at the NCAA Regional Championships in Pittsburgh, Pennsylvania. Brooks competed on bars and tied for third in Session I with a career-best 9.925, which is tied for 11th all-time in school history and ranks second all-time for a regional meet. Sofi Sullivan capped her Utah State career by placing seventh out of 27 competitors with a 9.875 on beam.

Three other Aggies joined Brooks in earning all-MRGC honors as Sullivan garnered first-team accolades on beam, while Alivia Ostendorf and Ariel Toomey picked up first-team honors on floor.

Behind Ostendorf and Toomey, who each averaged 9.863 on floor, which is tied for sixth all-time in single-season program history, Utah State averaged 49.003 as a team on the event, good enough for seventh-best in school history.

Brooks averaged 9.855 on bars (third-best in school history) and 9.820 on beam (ninth-best), while Sullivan averaged 9.861 on beam (fourth-best), Ostendorf averaged 9.808 on vault (tied for ninth-best) and Grace Rojas averaged 9.786 on bars (tied for 11th-best).

Utah State placed fourth at the 2023 MRGC Championships with a score of 195.825 – its third-highest score of the season.

White joined the Aggies after spending the 2021 and 2022 seasons as an assistant coach under co-head coaches Jay and Jess Santos at Arizona State as the Sun Devils finished the 2022 season ranked No. 22 in the nation and captured a share of the Pac-12 regular season title. ASU finished the 2021 season ranked No. 9 in the nation as White was named the WCGA Regional Assistant Coach of the Year.

With White working with gymnasts on beam and floor, Arizona State finished the 2022 season scoring 49-plus in nine-straight meets on beam as junior Hannah Scharf led the Sun Devils with a team-best 9.950 on the event and earned WCGA second-team All-American honors and first-team all-Pac-12 accolades.

Prior to Arizona State, White was an assistant coach at Iowa State during the 2018-20 seasons as the Cyclones finished among the top-25 teams in the nation each year. During her final season in Ames, White mentored a floor lineup that finished the year ranked No. 16 in the nation, an improvement of 23 spots from the season before. Individually, junior Andrea Maldonado was named a 2020 WCGA first-team All-American on floor, as well as earning first-team all-Big 12 honors on the event as her 9.935 national qualifying score ranked seventh in the nation and second in the league.

Before entering the college ranks as a coach, White spent five years at the club level, where she mentored club gymnasts with Dynamo Gymnastics in Oklahoma City, Oklahoma. Dynamo, one of the top clubs in the nation, was awarded a pair of Region III Program of the Year honors in 2015 and 2016, as White was recognized individually as the 2016 Oklahoma State Coach of the Year.

A 2010 graduate at Oklahoma, White remained at her alma mater as a graduate assistant during the 2011 and 2012 seasons as the Sooners finished among the top 10 each year. At OU, White completed a master's degree in adult and higher education.

As a student-athlete at Oklahoma, White helped lead the Sooners to a trio of Big 12 team championships from 2008-10, and a runner-up finish at the 2010 NCAA National Championships. Individually, White was recognized with All-American honors on beam and floor as a senior in 2010. In addition to her excellence in the gym, White also earned three Outstanding Community Service Awards and spent three years as a member of Oklahoma's Student Athlete Advisory Committee and two years on OU's Athletics Council.

White and her husband, Trent, have three children: a son, Brayden (2), and twins, Blakely and Boston, born in September of 2023.

▶ **ABOUT COACH WHITE**
Second Year at Utah State

▶ **COACHING HISTORY**

- ▶ **2022-Present: Utah State**
Head Coach
- ▶ **2020-22: Arizona State**
Assistant Coach
- ▶ **2018-20: Iowa State**
Assistant Coach
- ▶ **2013-17: Dynamo Gymnastics (Oklahoma City, Oklahoma)**
Coach & Choreographer
- ▶ **2010-12: Oklahoma**
Graduate Assistant



▶ **COLLEGIATE HONORS**

- ▶ **OKLAHOMA**
- ⇒ Beam All-American (2010).
- ⇒ Floor All-American (2010).
- ⇒ Helped OU to a trio of Big 12 team championships from 2008-10, and a runner-up finish at the 2010 NCAA National Championships.



▶ **COLLEGE EDUCATION**

- ▶ **Oklahoma**
- ⇒ 2010, Human Relations
- ⇒ 2012, Masters in Adult and Higher Education






ROBERT LADANYI
 ▶ ASSISTANT COACH
 ▶ SECOND SEASON AT UTAH STATE
 ▶ ROMANIAN NATIONAL SCHOOL OF COACHING



Robert Ladanyi (pronounced la-duh-nee) is in his second season as an assistant coach at Utah State. He is the primary coach on bars, while also spotting.

During his first season at the helm, Ladanyi coached Brianna Brooks, who was named the North Central Region Gymnast of the Year. The junior from Las Vegas, Nevada, garnered first-team all-Mountain Rim Gymnastics Conference accolades in the all-around and second-team honors on bars.

Brooks competed on bars and tied for third in Session I of the NCAA Regional Championships in Pittsburgh, Pennsylvania, with a career-best 9.925, which is tied for 11th all-time in school history and ranks second all-time for a regional meet.

Brooks averaged 9.855 on bars, which ranks third all-time in school history. Ladanyi also coached Grace Rojas, who averaged 9.786 on bars, which is tied for 11th all-time, in her final season of the Aggies.

Ladanyi arrived in Logan after spending the previous three seasons as an assistant coach at Nebraska, working primarily with the vault and floor specialists.

The COVID-19-shortened 2020 campaign highlighted Ladanyi's time in Lincoln, Nebraska, as the Huskers ranked eighth on vault and 12th on floor. He played a major role in Taylor Houchin earning All-America honors on vault, while she was the WCGA Region 4 Gymnast of the Year and a finalist for the AAI Award.

Prior to Nebraska, Ladanyi was an assistant coach for two seasons at Utah, where he coached one individual NCAA champion (vault) and four Pac-12 champs (two on vault, two on floor).

The Utes placed fifth at the 2018 NCAA National Championships as MyKayla Skinner became Utah's first individual national champion on vault since 1992. Skinner became Ladanyi's fourth NCAA individual champ overall.

In 2019, the Red Rocks ranked second in the nation on vault (49.465) and produced two first-team vault All-Americans in Skinner and MaKenna Merrell-Giles.

Ladanyi spent two seasons as an assistant at Denver in 2016 and 2017. He primarily coached vault and floor, helping the Pioneers to their first team qualification for the NCAA National Championships in 2017 and coached the first NCAA individual national champion on floor in Denver's history (Nine McGee, 2016).

Ladanyi spent a decade as an assistant at Florida coaching vault, bars and floor for the Gators. While at Florida, he helped the Gators reach the NCAA National Championships all 10 years he was on the staff, winning three national titles and coaching two individual national champions on bars. Throughout his tenure in Gainesville, Ladanyi coached 43 All-Americans on vault, bars and floor.

Before coming to the United States, Ladanyi was the head coach of the Romanian Junior National Team and the Romanian club team CSM. He also competed with the Romanian National Team for six years before retiring from competition at the age of 19 due to injury.

Ladanyi graduated from the Romanian National School of Coaching with a degree in International High Level Gymnastics. He has two daughters, Gabby and Laila.

▶ ABOUT COACH LADANYI
Second Year at Utah State

▶ COACHING HISTORY

- 2022-Present: Utah State Assistant Coach
- 2019-22: Nebraska Assistant Coach
- 2017-19: Utah Assistant Coach
- 2015-17: Denver Assistant Coach
- 2006-15: Florida Assistant Coach
- 2002-05: Mihaiuc Gymnastics Academy Assistant Coach

1997-2001: S.G. Amsicora (Cagliari, Italy) Head Coach

1994-97: Romanian Junior National Team Head Coach

- 1992-97: CSM (Baia Mare, Romania) Head Coach

▶ EDUCATION

- ⇒ Romanian National School of Coaching
- ⇒ Degree in International High Level Gymnastics





RACHEL SLOCUM
 ▶ ASSISTANT COACH
 ▶ SECOND SEASON AT UTAH STATE
 ▶ FLORIDA, 2018



Rachel Slocum is in her second season as an assistant coach at Utah State. She is the primary coach on vault and also assists head coach Kristin White on floor.

During her first season at the helm, Slocum coached Brianna Brooks, who was named the North Central Region Gymnast of the Year. The junior from Las Vegas, Nevada, garnered first-team all-Mountain Rim Gymnastics Conference accolades in the all-around.

Slocum also coached Alivia Ostendorf, who averaged 9.808 on vault, which is tied for ninth all-time in school history. Ostendorf, along with Ariel Toomey, also averaged 9.863 on floor, which is tied for sixth all-time in program history, Utah State averaged 49.003 as a team on the event, good enough for seventh-best in school history.

Slocum joined the Aggies after spending the previous two seasons as a volunteer assistant coach at Arizona State, where she worked with White, who was an assistant coach with the Sun Devils before becoming just the fifth head coach in Utah State history.

Slocum helped the Sun Devils finish ranked No. 22 in the nation and qualify for the 2022 NCAA Regional Championships in Norman, Oklahoma. The team scored a 196-plus in all but one meet, including three 197s. Arizona State recorded five conference wins to tie for the Pac-12 regular-season title – the first in program history. It was also the most conference wins in a single season in 2001.

In her first season at ASU, Slocum helped guide the Sun Devils to their most successful season in 15 years in 2021, wrapping up the year ranked No. 9 on Road to Nationals, the best finish since 2006. The team ended the season with an National Qualifying Score of 197.088.

Slocum was a four-time All-American at Florida, competing from 2017-18 and graduating cum laude with a degree in health education and behavior.

While with the Gators, Slocum primarily competed on vault and floor, earning All-America second-team honors on vault at both the 2017 and 2018 NCAA Championships. On vault, she also earned NACGC All-America first-team regular-season recognition in 2017 and made the second team in 2018.

In both of her seasons at Florida, Slocum was an all-SEC gymnast, and in 2018 she also made the SEC Community Service Team. She won NCAA regional titles on floor (shared) and vault in 2018, as well as a share of the vault title in 2017.

Prior to Florida, Slocum spent the 2015 and 2016 seasons at Eastern Michigan, earning MAC Specialist of the Year honors as a sophomore. That season, she made the all-MAC and all-Tournament teams, and qualified for the NCAA Championships as an individual on floor after earning the regional title, the second Eagle in program history to do so.

The native of Holly Springs, North Carolina, also shined in the classroom as she made the 2018 SEC Academic Honor Roll, the 2017 SEC First-Year Academic Honor Roll and was an NACGC Scholastic Academic All-American in 2015 and 2018. At Eastern Michigan, she earned academic All-MAC and Distinguished Scholar Student-Athlete honors, as well as earning two MAC Scholar-Athlete of the Week nods.

▶ **ABOUT COACH SLOCUM**
Second Year at Utah State

- ▶ **COACHING HISTORY**
 2022-Present: Utah State Assistant Coach
 2020-22: Arizona State Volunteer Assistant Coach

▶ **COLLEGIATE HONORS**
FLORIDA

- ⇒ Vault All-American (2017 & 2018).
- ⇒ NACGC All-America First-Team Regular-Season Honors (2017 & 2018).
- ⇒ All-SEC (2017 & 2018).
- ⇒ Made the SEC Community Service Team and won NCAA regional titles on floor (shared) and vault in 2018, as well as a share of the vault title in 2017.


EASTERN MICHIGAN

- ⇒ MAC Specialist of the Year (2016).
- ⇒ Qualified as an individual on floor for the 2016 NCAA Championships after earning the regional title, the second Eagle in program history to do so.

▶ **COLLEGE EDUCATION**
Florida

- ⇒ 2018, Health Education and Behavior
- ⇒ 2020, Masters in Sport Management





DANIEL BARCLAY

▶ ASSISTANT COACH
▶ FOURTH SEASON AT UTAH STATE
▶ UTAH STATE, 2023



Daniel Barclay is in his first season as an assistant coach at Utah State. This is his fourth season overall with the Aggies' gymnastics program.

Not only will Barclay help assist on all events, he will also be in charge of day-to-day equipment operations, apparel and recruiting.

Barclay has served as the Aggies' team manager since the 2018 campaign. During that time, he organized equipment for the team, which allowed for smoother practices and competitions. He also assisted the coaching staff in various ways.

Barclay was a member of Utah State's club gymnastics team from 2018-23. He served as the co-president during the 2022-23 campaign and as the vice president during the 2021-22 season.

The native of Prattville, Alabama, served a mission for The Church of Jesus Christ of Latter-day Saints to both the Manila, Philippines, and Frankfurt, Germany, from 2019-21. He also earned his Eagle Scout in 2015.

Barclay is married to the former Abbie McCammon. He graduated from Utah State in 2023.

▶ ABOUT COACH SLOCUM

Fourth Year at Utah State

▶ COACHING HISTORY

2024-Present: Utah State

Assistant Coach



2021-23: Utah State

Volunteer Assistant Coach

▶ COLLEGE EDUCATION

Utah State

⇒ 2023



2023 TEAM RESULTS (2-15 Overall, 1-7 MRGC)

DATE	MEET	Vault	Bars	Beam	Floor	TOTAL	RESULT
1/13	RIO TINTO BEST OF UTAH MEET						
	Utah State	48.625	49.025	49.025	49.125	195.800	1-2, 1-1 MRGC 3rd
	#6 Utah	49.350	49.350	49.675	49.375	197.750	L, 1st
	#22 Southern Utah	48.825	49.150	48.850	49.350	196.175	L, 2nd
	BYU	48.800	49.175	48.200	49.000	195.175	W, 4th
1/20	DUAL MEET AT SOUTHERN UTAH						
	Utah State	48.550	47.825	48.175	48.875	193.425	1-3, 1-2 MRGC L, 2nd
	#21 Southern Utah	49.025	48.950	49.200	49.425	196.600	W, 1st
1/27	DUAL MEET AT UTAH STATE						
	Utah State	48.625	49.200	49.000	49.075	195.900	1-4, 1-3 MRGC L, 2nd
	BYU	48.925	49.150	49.350	49.225	196.650	W, 1st
2/3	DUAL MEET AT BOISE STATE						
	Utah State	48.950	49.050	48.350	49.325	195.675	1-5, 1-4 MRGC L, 2nd
	Boise State	49.400	48.375	49.300	49.250	196.325	W, 1st
2/10	DUAL MEET AT UTAH STATE						
	Utah State	48.625	47.375	48.925	48.400	193.325	1-6, 1-5 MRGC L, 2nd
	Boise State	49.025	48.925	48.950	49.175	196.075	W, 1st
2/17	DUAL MEET AT UTAH STATE						
	Utah State	48.700	49.175	49.075	49.225	196.175	1-7, 1-6 MRGC L, 2nd
	#21 Southern Utah	49.200	49.275	49.450	49.200	197.125	W, 1st
2/24	DUAL MEET AT BYU						
	Utah State	48.675	48.775	48.975	49.000	195.425	1-8, 1-7 MRGC L, 2nd
	BYU	49.025	49.000	49.200	49.225	196.450	W, 1st
3/3	TRI MEET AT UTAH STATE						
	Utah State	48.850	49.175	47.650	48.925	194.600	2-9, 1-7 MRGC 2nd
	Nebraska	49.300	49.500	49.400	49.300	197.500	L, 1st
	Alaska	47.675	47.550	48.350	48.175	191.750	W, 3rd
3/10	QUAD MEET AT CAL						
	Utah State	48.975	48.500	48.425	49.100	195.000	2-12, 1-7 MRGC 4th
	#7 Cal	49.400	49.550	49.600	49.550	198.100	L, 1st
	#20 Stanford	49.200	49.475	49.475	49.250	197.400	L, 2nd
	#15 Ohio State	49.425	48.925	49.275	49.275	196.900	L, 3rd
3/18	MRGC CHAMPIONSHIPS AT SOUTHERN UTAH						
	Utah State	48.900	49.025	48.925	48.975	195.825	2-15, 1-7 MRGC 4th
	#21 Southern Utah	49.300	49.100	49.300	49.175	196.875	L, 1st
	BYU	49.050	49.125	49.175	49.225	196.575	L, 2nd
	Boise State	49.175	48.900	48.775	49.150	196.000	L, 3rd
SEASON HIGH	Utah State	48.950	49.200	49.075	49.325	195.800	
	Opponent	49.425	49.550	49.675	49.550	198.100	

2023 INDIVIDUAL TITLES

Brianna Brooks (7)

EVENT	SCORE	MEET
AA	38.350	BYU, 1/27
AA	39.200	at Boise State, 2/3
AA	39.075	Boise State, 2/10
AA	39.050	at BYU, 2/24
UB	9.900	Southern Utah, 2/17
BB	9.900	at BYU, 2/24
BB	9.925	Alaska/Nebraska, 3/3

Alivia Ostendorf (3)

EVENT	SCORE	MEET
VT	9.900	at BYU, 2/24
FX	9.925	at Boise State, 2/3
FX	9.900	at BYU, 2/24

Sofi Sullivan (2)

EVENT	SCORE	MEET
BB	9.925	BYU, 1/27
BB	9.925	Alaska/Nebraska, 3/3

Ariel Toomey (2)

EVENT	SCORE	MEET
FX	9.875	BYU, 1/27
FX	9.925	Southern Utah, 2/17

Carley Bayles (1)

EVENT	SCORE	MEET
BB	9.900	at BYU, 2/24

2023 TOP 3 INDIVIDUAL EVENT FINISH TOTALS BY GYMNAST

GYMNAST	VT	UB	BB	FX	AA	TOTAL
Brooks	--	6	4	--	7	17
Ostendorf	2	--	--	5	--	7
Toomey	--	--	--	5	--	5
Kirstine	--	3	--	--	--	3
Sullivan	--	--	2	--	--	2
Bayles	--	--	1	--	--	1
Gatzlaff	1	--	--	--	--	1
Eagles	--	--	1	--	--	1
Rojas	--	1	--	--	--	1
TOTAL	3	10	8	10	7	38





2023 AGGIE LINEUPS

VAULT

DATE	OPPONENT	1	2	3	4	5	6
1/13	at Best of Utah	Stuart	Peterson	Gatzlaff	Ostendorf	Brooks	Rojas
1/20	at Southern Utah	Stuart	Gatzlaff	Ostendorf	Brooks	Evans	Eagles
1/27	BYU	Stuart	Gatzlaff	Ostendorf	Brooks	Evans	Eagles
2/3	at Boise State	Stuart	Gatzlaff	Ostendorf	Brooks	Evans	Eagles
2/10	Boise State	Gatzlaff	Ostendorf	Brooks	Evans	Eagles	Southam
2/17	Southern Utah	Gatzlaff	Ostendorf	Brooks	Eagles	Southam	Stuart
2/24	at BYU	Gatzlaff	Southam	Eagles	Brooks	Brooks	Bibbey
3/3	Alaska/Nebraska	Gatzlaff	Southam	Eagles	Brooks	Ostendorf	Stuart
3/10	at Cal Quad	Gatzlaff	Southam	Eagles	Brooks	Ostendorf	Stuart
3/18	at MRGC Champs.	Gatzlaff	Southam	Eagles	Brooks	Ostendorf	Stuart

BARS

DATE	OPPONENT	1	2	3	4	5	6
1/13	at Best of Utah	Gutierrez	Rojas	Bibbey	Brooks	Aragon	Kirstine
1/20	at Southern Utah	Gutierrez	Bibbey	Brooks	Aragon	Kirstine	Evans
1/27	BYU	Gutierrez	Rojas	Bibbey	Brooks	Aragon	Kirstine
2/3	at Boise State	Gutierrez	Rojas	Bibbey	Brooks	Aragon	Kirstine
2/10	Boise State	Kirstine	Aragon	Bibbey	Gutierrez	Rojas	Brooks
2/17	Southern Utah	Gutierrez	Rojas	Bibbey	Brooks	Kirstine	Aragon
2/24	at BYU	Gutierrez	Rojas	Bibbey	Brooks	Kirstine	Aragon
3/3	Alaska/Nebraska	Gutierrez	Rojas	Bibbey	Brooks	Kirstine	Aragon
3/10	at Cal Quad	Gutierrez	Rojas	Bibbey	Brooks	Kirstine	Aragon
3/18	at MRGC Champs.	Gutierrez	Rojas	Bibbey	Brooks	Kirstine	Aragon

BEAM

DATE	OPPONENT	1	2	3	4	5	6
1/13	at Best of Utah	Eagles	Aragon	Rojas	Ostendorf	Brooks	Sullivan
1/20	at Southern Utah	Eagles	Aragon	Ostendorf	Brooks	Sullivan	Kirstine
1/27	BYU	Eagles	Aragon	Rojas	Brooks	Sullivan	Kirstine
2/3	at Boise State	Ostendorf	Aragon	Rojas	Brooks	Kirstine	Bayles
2/10	Boise State	Kirstine	Eagles	Rojas	Ostendorf	Brooks	Bayles
2/17	Southern Utah	Kirstine	Aragon	Ostendorf	Brooks	Sullivan	Bayles
2/24	at BYU	Kirstine	Aragon	Ostendorf	Brooks	Sullivan	Bayles
3/3	Alaska/Nebraska	Ostendorf	Aragon	Eagles	Brooks	Sullivan	Bayles
3/10	at Cal Quad	Ostendorf	Eagles	Brooks	Sullivan	Bayles	Kirstine
3/18	at MRGC Champs.	Ostendorf	Eagles	Brooks	Sullivan	Bayles	Kirstine

FLOOR

DATE	OPPONENT	1	2	3	4	5	6
1/13	at Best of Utah	Peterson	Gatzlaff	Stuart	Ostendorf	Toomey	Evans
1/20	at Southern Utah	Peterson	Brooks	Stuart	Ostendorf	Toomey	Evans
1/27	BYU	Peterson	Gatzlaff	Toomey	Ostendorf	Evans	Brooks
2/3	at Boise State	Peterson	Gatzlaff	Toomey	Ostendorf	Evans	Brooks
2/10	Boise State	Brooks	Gatzlaff	Toomey	Ostendorf	Bibbey	--
2/17	Southern Utah	Brooks	Gatzlaff	Toomey	Ostendorf	Stuart	Eagles
2/24	at BYU	Brooks	Gatzlaff	Toomey	Ostendorf	Eagles	Gutierrez
3/3	Alaska/Nebraska	Brooks	Gatzlaff	Eagles	Toomey	Ostendorf	Gutierrez
3/10	at Cal Quad	Gatzlaff	Brooks	Eagles	Toomey	Ostendorf	Stuart
3/18	at MRGC Champs.	Gatzlaff	Brooks	Eagles	Toomey	Ostendorf	Stuart

NATIONAL RANKINGS

ROAD TO NATIONALS - FINAL

RANK	TEAM	NQS	HIGH
1.	Oklahoma	198.355	198.575
2.	Florida	198.110	198.425
2.	Michigan	198.080	198.300
4.	UCLA	197.950	198.275
5.	Utah	197.910	198.550
6.	LSU	197.840	198.100
7.	California	197.825	198.275
8.	Alabama	197.720	198.000
9.	Kentucky	197.710	197.875
10.	Michigan State	197.595	198.225
11.	Oregon State	197.490	198.075
12.	Auburn	197.480	197.750
13.	Denver	197.445	198.150
14.	Missouri	197.115	197.850
15.	Arizona State	197.105	197.725
16.	Ohio State	197.100	197.600
17.	Arkansas	197.080	197.475
18.	Minnesota	197.015	197.600
19.	Georgia	196.955	197.325
20.	Stanford	196.930	197.575
21.	Southern Utah	196.820	197.125
22.	Illinois	196.745	196.875
23.	Nebraska	196.730	197.500
24.	Maryland	196.710	197.100
25.	Iowa	196.650	196.925
26.	West Michigan	196.590	197.100
27.	Washington	196.585	197.250
28.	Arizona	196.570	197.275
29.	West Virginia	196.515	197.325
30.	N.C. State	196.460	197.225
31.	Towson	196.450	196.775
32.	Penn State	196.415	197.025
33.	BYU	196.400	196.650
34.	Ball State	196.395	196.900
35.	North Carolina	196.295	196.475
36.	Boise State	196.285	196.825

MRGC STANDINGS

TEAM	MRGC	OVERALL
Southern Utah	7-1	17-5
Boise State	4-2	5-9
BYU	3-5	6-12
Utah State	1-7	2-15



UTAH STATE



**2023 GYMNAST SUPERLATIVES
(Top 10)**

Score Gymnast Meet

VAULT

1. 9.900 ... Alivia Ostendorf..... at BYU (2/24)
2. 9.875 ... Alivia Ostendorf.....at Cal Quad (3/3)
9.875 ... Payton Gatzlaff..... at BYU (2/24)
4. 9.850 ... A. Ostendorf (2x).....at MRGCs (3/18)
9.850 ... Brianna Brooks.....at Boise State (2/3)
6. 9.825 ... Bri. Brooks (2x)at Cal Quad (3/3)
9.825 ... Alivia Ostendorf...at Boise State (2/3)
9. 9.800 ... P. Gatzlaff (2x)..Alaska/Nebraska (3/3)
9.800.... Jenna Eagles.....at MRGCs (3/18)
9.800 ... Brianna Brooks..... SUU (2/17)
9.800 ... Alivia Ostendorf.....Boise State (2/10)

BARS

1. 9.925 ... B. Brooks...at NCAA Regionals (3/31)
2. 9.900 ... B. Brooks (2x)..Alaska/Nebraska (3/3)
4. 9.875 ... B. Brooks (4x).....at Cal Quad (3/3)
9.875 ... Dani Kirstine (2x) SUU (2/17)
9.875 ... Grace RojasBoise State (2/10)

BEAM

1. 9.925 ... S. Sullivan (2x)..Alaska/Nebraska (3/3)
9.925 ... Bri. BrooksAlaska/Nebraska (3/3)
4. 9.900 ... Sofi Sullivan (2x)at Cal Quad (3/3)
9.900 ... Brianna Brooks (2x)..... at BYU (2/24)
9.900 ... Carley Bayles at BYU (2/24)
9. 9.875 ... S. Sullivan (2x) ..at NCAA Reg. (3/31)
9.875 ... Brianna Brooks.....at MRGCs (3/18)
9.875 ... Dani Kirstine BYU (1/27)

FLOOR

1. 9.925 ... Ariel Toomey SUU (2/17)
9.925 ... Alivia Ostendorf...at Boise State (2/3)
3. 9.900 ... A. Ostendorf (2x).....at Cal Quad (3/3)
9.900 ... Ariel Toomeyat Cal Quad (3/3)
9.900 ... Amari Evansat Boise State (2/3)
7. 9.875 ... A. Toomey (2x)at Boise State (2/3)
9.875 ... Alivia Ostendorf..... SUU (2/17)
10. 9.850....A. Toomey (4x).....at MRGCs (3/31)
9.850 ... A. Ostendorf (3x).....at MRGCs (3/31)
9.850.... Angel Stuartat MRGCs (3/31)
9.850 ... Amari Evans Best of Utah (1/13)

ALL-AROUND

1. 39.300 ... Brianna Brooks SUU (2/17)
2. 39.275 ... Bri. BrooksAlaska/Nebraska (3/3)
3. 39.200 ... Brianna Brooks ..at Boise State (2/3)
4. 39.125 ... Brianna Brooksat MRGCs (3/31)
39.125 ... Brianna Brooksat Cal Quad (3/3)
6. 39.075 ... Brianna BrooksBoise State (2/10)
7. 39.050 ... Brianna Brooks at BYU (2/24)
8. 38.800 ... Brianna Brooks at SUU (1/20)
9. 38.350 ... Brianna Brooks BYU (1/27)

**2023 TEAM SUPERLATIVES
(Top 5)**

TEAM TOTAL

1. 196.175 SUU (2/17)
2. 195.900 BYU (1/27)
3. 195.825 at MRGC Championships (3/18)
4. 195.800 Best of Utah (1/13)
5. 195.675 at Boise State (2/3)

VAULT

1. 48.975at Cal Quad (3/3)
2. 48.950 at Boise State (2/3)
3. 48.900 at MRGC Championships (3/18)
4. 48.850Alaska/Nebraska (3/3)
5. 48.700 SUU (2/17)

BARS

1. 49.200 BYU (1/27)
2. 49.175Alaska/Nebraska (3/3)
49.175 SUU (2/17)
4. 49.050 at Boise State (2/3)
5. 49.025 at MRGC Championships (3/18)
49.025 Best of Utah (1/13)

BEAM

1. 49.075 SUU (2/17)
2. 49.025 Best of Utah (1/13)
3. 49.000 BYU (1/27)
4. 48.975 at BYU (2/24)
5. 48.925 at MRGC Championships (3/18)
48.925 Boise State (2/10)

FLOOR

1. 49.325at Boise State (2/3)
2. 49.225 SUU (2/17)
3. 49.125 Best of Utah (1/13)
4. 49.100at Cal Quad (3/3)
5. 49.075 BYU (1/27)

**PROGRAM BESTS (TEAM)
(Top 5)**

TEAM TOTAL

1. 197.225 at Texas Woman's (3/1/97)
2. 197.025at MRGCs (3/19/22)
3. 196.825at NCAA Regionals (3/31/22)
4. 196.800 at Southern Utah (2/11/22)
196.800 at Boise State Tri Meet (2/21/20)

VAULT

1. 49.325 at Texas Woman's (3/1/97)
2. 49.275at UC Davis (1/26/14)
3. 49.250 at Southern Utah (2/11/22)
4. 49.225 at Denver/Southern Utah (3/7/21)
49.225 BYU (3/13/15)

BARS

1. 49.425 Utah (2/7/03)
2. 49.375 at MRGC Championships (3/19/22)
3. 49.350 San José State (2/10/12)
4. 49.325North Carolina State (3/14/03)
49.325 BYU (2/21/03)
49.325 at Texas Woman's (3/1/97)

BEAM

1. 49.575 at Boise State Tri Meet (2/21/20)
2. 49.500at Arizona Quad (1/22/22)
3. 49.475Southern Utah/Ball State (2/4/22)
49.475 Utah/Boise State (2/26/99)
5. 49.400 at Denver/Southern Utah (3/7/21)

FLOOR

1. 49.550 Denver (3/15/04)
2. 49.500at Boise State (2/18/22)
49.500 Ohio State (2/28/03)
4. 49.475 BYU (3/12/04)
49.475 Missouri/Boise State (2/20/04)

PROGRAM BESTS (INDIVIDUAL)

VAULT

1. 9.950.....3x, last Jessica Parenti-Otte (3/7/05)
2. 9.925..... 4x, last Paige Jones (1/26/14)
- 3. 9.900..... 25x, last Alivia Ostendorf (2/24/23)**

BARS

1. 9.9752x, last Christy Denson (3/18/00)
2. 9.950..... 8x, last Maia Fishwick (3/19/22)
- 3. 9.925..... 17x, last Brianna Brooks (3/31/23)**

BEAM

1. 9.975 Sofi Sullivan (1/25/20)
- 2. 9.950 5x, last Sofi Sullivan (2/4/22)**
- 3. 9.925.....24x, last Brooks/Sullivan (3/3/23)**

FLOOR

1. 9.975 2x, last Madi Ward-Sessions (3/8/19)
2. 9.950..... 17x, last Brie Clark (3/19/22)
3. 9.925..... 35x, last Ariel Toomey (2/17/23)

ALL-AROUND

1. 39.550Christy Denson (2/26/99)
2. 39.525..... 3x, last M. Ward-Sessions (2/17/19)
3. 39.500..... Meagan Lewis (1/24/03)

Boldface indicates current gymnasts/team



2023 MRGC INDIVIDUAL EVENT LEADERS

Vault

Gymnast.....	NQS
1. Sydney Benson (BYU).....	9.865
Emily Lopez (BSU).....	9.865
3. Kayla Pardue (SUU).....	9.860
Kylie Eaquinto (BYU).....	9.860
5. Courtney Blackson (BSU).....	9.855
6. Adriana Popp (BSU).....	9.850
7. Ellie Cacciola (SUU).....	9.840
Caitlin Kho (SUU).....	9.840
9. Alivia Ostendorf (USU).....	9.825
Allix Mason (BYU).....	9.825

Bars

Gymnast.....	NQS
1. Emily Lopez (BSU).....	9.935
2. Courtney Blackson (BSU).....	9.915
3. Shylen Murakami (SUU).....	9.905
4. Anyssa Alvarado (BYU).....	9.895
5. Brianna Brooks (USU).....	9.880
Karley McClain (SUU).....	9.870
7. Lindsey Hunter (BYU).....	9.865
8. Anna Bramblett (BYU).....	9.850
9. Caitlin Kho (SUU).....	9.830
10. Kylie Eaquinto (BYU).....	9.825

Beam

Gymnast.....	NQS
1. Elease Rollins (BYU).....	9.910
2. Sofi Sullivan (USU).....	9.890
Ellie Cacciola (SUU).....	9.890
4. Adriana Popp (BSU).....	9.875
Emma Loyim (BSU).....	9.875
6. Karley McClain (SUU).....	9.870
7. Emily Lopez (BSU).....	9.865
8. Aubri Schwartze (SUU).....	9.860
9. Shylen Murakami (SUU).....	9.850
10. Brianna Brooks (USU).....	9.845
Madison Raesly-Patton (BYU).....	9.845

Floor

Gymnast.....	NQS
1. Karley McClain (SUU).....	9.920
2. Courtney Blackson (BSU).....	9.895
3. Aubri Schwartze (SUU).....	9.880
4. Alivia Ostendorf (USU).....	9.875
Hailey Vultaggio (SUU).....	9.875
6. Ariel Toomey (USU).....	9.870
7. Ellie Cacciola (SUU).....	9.855
Sydney Benson (BYU).....	9.855
Sophie Dudley (BYU).....	9.855
Elaina McGovern (BSU).....	9.855

2023 MRGC TEAM EVENT LEADERS

Vault

Team	NQS
1. Southern Utah	49.135
2. BYU	49.125
3. Boise State.....	49.120
4. Utah State.....	48.760

Bars

Team	NQS
1. Southern Utah	49.230
2. BYU	49.190
3. Utah State.....	49.040
4. Boise State.....	49.035

Beam

Team	NQS
1. Southern Utah	49.245
2. Boise State.....	49.200
3. BYU	49.055
4. Utah State.....	48.870

Floor

Team	NQS
1. Southern Utah	49.370
2. BYU	49.200
3. Utah State.....	49.105
4. Boise State.....	49.095

2023 HONORS

Lexi Aragon

- WCGA Scholastic All-American
- CSC Academic All-District

Avery Bibbey

- WCGA Scholastic All-American

Carly Bayles

- MRGC Beam Specialist of the Week (once)

Brianna Brooks

- NCAA North Central Region (Region 2) Gymnast of the Year
- First-Team All-MRGC in the All-Around
- Second-Team All-MRGC on Beam
- MRGC Gymnast of the Week (twice)
- MRGC Bars Specialist of the Week (once)
- MRGC Beam Specialist of the Week (once)
- WCGA Scholastic All-American
- CSC Academic All-District

Jenna Eagles

- WCGA Scholastic All-American

Maia Fishwick

- WCGA Scholastic All-American

Payton Gatzlaff

- WCGA Scholastic All-American

Dani Kristine

- WCGA Scholastic All-American
- CSC Academic All-District

Alivia Ostendorf

- Second-Team All-MRGC on Floor
- MRGC Floor Specialist of the Week (twice)
- MRGC Vault Specialist of the Week (once)
- WCGA Scholastic All-American

Marley Peterson

- WCGA Scholastic All-American

Sofi Sullivan

- First-Team All-MRGC on Beam
- MRGC Beam Specialist of the Week (twice)

Ariel Toomey

- Second-Team All-MRGC on Floor
- MRGC Floor Specialist of the Week (twice)
- WCGA Scholastic All-American
- CSC Academic All-District

UTAH STATE CLASS RECORDS

SINGLE-SEASON FRESHMAN TITLES

Gymnast	Years	Titles
1. Michelle Pohl	1983	39
2. Lena Adomat	1985	15
3. Patty Delaney	1986	14
4. Meagan Lewis	2003	13
5. Brie Clark	2022	10
Jessenia Abrego	1999	10
7. Kristen Bloom	2000	9
Brenda Carr	1983	9
Kris Stano	1982	9
10. Sofi Sullivan	2020	8
Bailey McIntire	2014	8
Barb Zahl	1988	8
Alicia Johnston	1978	8

SINGLE-SEASON SOPHOMORE TITLES

Gymnast	Years	Titles
1. Michelle Pohl	1984	14
2. Christy Denson	1998	12
Barb Zahl	1990	12
Alicia Johnston	1979	12
5. Madi Ward-Sessions	2017	11
Lena Adomat	1986	11
7. Jessica Parenti-Otte	2005	10
Kim Johnson	1991	10
9. Tina Ellis	2001	9
Julie Ryan	1987	9

SINGLE-SEASON JUNIOR TITLES

Gymnast	Years	Titles
1. Christy Denson	1999	25
2. Julie Ryan	1988	22
3. Rebecca Wells	2022	14
Jessica Parenti-Otte	2006	14
5. Bailey McIntire	2016	11
Autumn DeHarde	2020	10
Madi Ward-Sessions	2018	10
8. McKinzey Martinez	2015	9
Brenda Scholl	1991	9
Jodi Mabb	1980	9

SINGLE-SEASON SENIOR TITLES

Gymnast	Years	Titles
1. Wanita Lynch	1982	29
2. Tana Davis	1990	24
3. Christy Denson	2000	21
4. Madi Ward-Sessions	2019	16
5. Jessica Parenti-Otte	2007	14
6. Nicole Kilpatrick	2003	12
Michelle Pohl	1986	12
8. Robin Conklin	1987	11
9. Jessenia Abrego	2002	8
10. McKinzey Martinez	2016	7
Heather Heinrich	2010	7
Deanna Palmer	1997	7
Barb Zahl	1992	7
Julie Ryan	1991	7
Debbie Peterson	1981	7

Boldface indicates current gymnasts



UTAH STATE IN THE RANKINGS

TEAM

EVENT	NQS	AVERAGE	HIGH	NAT'L	REG.
Vault	48.760	48.731	48.975	54th	8th
Bars	49.040	48.678	49.200	36th	6th
Beam	48.870	48.622	49.075	51st	9th
Floor	49.105	49.006	49.325	44th	8th
Team Total	195.560	195.036	196.175	45th	8th

INDIVIDUAL RANKS - VAULT

(Top 100 National • Top 50 Regional • Final)

GYMNAST	NQS	AVERAGE	HIGH	NAT'L	REG.
Alivia Ostendorf	9.825	9.803	9.900	--	T-25th
Brianna Brooks	9.800	9.767	9.850	--	T-31st
Payton Gatzlaff	9.785	9.772	9.875	--	36th
Angel Stuart	9.715	9.707	9.725	--	T-48th

INDIVIDUAL RANKS - BARS

(Top 100 National • Top 50 Regional • Final)

GYMNAST	NQS	AVERAGE	HIGH	NAT'L	REG.
Brianna Brooks	9.880	9.847	9.900	T-67th	T-9th
Grace Rojas	9.820	9.784	9.875	--	T-27th
Dani Kirstine	9.815	9.694	9.875	--	T-30th
Avery Bibbey	9.805	9.658	9.850	--	T-33rd
Jessica Gutierrez	9.780	9.567	9.825	--	42nd
Lexi Aragon	9.715	9.497	9.825	--	49th

INDIVIDUAL RANKS - BEAM

(Top 100 National • Top 50 Regional • Final)

GYMNAST	NQS	AVERAGE	HIGH	NAT'L	REG.
Sofi Sullivan	9.890	9.886	9.925	T-51st	T-9th
Brianna Brooks	9.845	9.814	9.925	--	T-19th
Alivia Ostendorf	9.710	9.650	9.800	--	46th
Dani Kirstine	9.620	9.586	9.875	--	50th

INDIVIDUAL RANKS - FLOOR

(Top 100 National • Top 50 Regional • Final)

GYMNAST	NQS	AVERAGE	HIGH	NAT'L	REG.
Alivia Ostendorf	9.875	9.864	9.925	--	T-15th
Ariel Toomey	9.870	9.864	9.925	--	T-18th
Payton Gatzlaff	9.775	9.766	9.825	--	44th
Brianna Brooks	9.710	9.594	9.800	--	50th

INDIVIDUAL RANKS - ALL-AROUND

(Top 100 National • Top 50 Regional • Final)

GYMNAST	NQS	AVERAGE	HIGH	NAT'L	REG.
Brianna Brooks	39.145	39.022	39.300	63rd	5th

USU CAREER INDIVIDUAL TITLES

Senior Sofi Sullivan - 12 Total Titles: 7 Beam, 3 All-Around, 2 Bars

2023 Titles - 2 (2 BB)

- Beams titles: 9.925 vs. BYU; 9.925 vs. Alaska/Nebraska

2022 Titles - 2 (2 BB)

- Beams titles: 9.875 vs. Air Force; 9.950 vs. Southern Utah/Ball State

2020 Titles - 8 (3 AA, 3 BB, 2 UB)

- All-Around titles: 39.325 at Air Force; 39.300 vs. SUU; 39.050 vs. UC Davis

- Beam titles: 9.975 at Air Force; 9.950 at BSU/Sacramento State/UC Davis; 9.925 vs. UC Davis

- Bars titles: 9.875 vs. SUU; 9.900 vs. BYU

Junior Brianna Brooks - 9 Total Titles: 4 AA, 2 Bars, 2 Beam, 1 Vault

2023 Titles - 7 (4 AA, 2 BB, 1 UB)

- All-Around titles: 38.350 vs. BYU; 39.200 at Boise State; 39.075 vs. Boise State; 39.050 at BYU

- Beam titles: 9.900 at BYU; 9.925 vs. Alaska/Nebraska

- Bars titles: 9.900 vs. Southern Utah

2022 Titles - 2 (1 VT, 1 UB)

- Vault titles: 9.850 at BYU

- Bars titles: 9.850 vs. BYU/Towson

Senior Maia Fishwick - 5 Total Titles: 5 Bars

2022 Titles - 4 (4 UB)

- Bars titles: 9.925 at BYU; 9.900 vs. Southern Utah/Ball State; 9.850 vs. Towson; 9.950 at MRGC Championships

2021 Titles - 1 (1 UB)

- Bars titles: 9.950 vs. Southern Utah

Fifth Year Senior Carley Bayles - 4 Total Titles: 4 Beam

2023 Titles - 1 (1 BB)

- Beam titles: 9.900 at BYU

2022 Titles - 3 (3 BB)

- Beam titles: 9.925 at BYU; 9.900 at Southern Utah; 9.925 at MRGC Championships

Senior Alivia Ostendorf - 3 Total Titles: 2 Floor, 1 Vault

2023 Titles - 3 (2 FX, 1 VT)

- Floor titles: 9.925 at Boise State; 9.900 at BYU

- Vault titles: 9.900 at BYU

Senior Ariel Toomey - 2 Total Titles: 2 Floor

2023 Titles - 2 (2 FX)

- Floor titles: 9.875 vs. BYU; 9.925 vs. Southern Utah

Fifth Year Senior Grace Rojas - 1 Total Title: 1 Vault

2019 Titles - 1 (1 VT)

- Vault titles: 9.800 vs. Alaska Anchorage

Senior Jessica Gutierrez - 1 Total Title: 1 Bars

2020 Titles - 1 (1 UB)

- Bars titles: 9.825 vs. UC Davis

Junior Angel Stuart - 1 Total Title: 1 Vault

2022 Titles - 1 (1 VT)

- Vault titles: 9.825 vs. Air Force





All-Americans



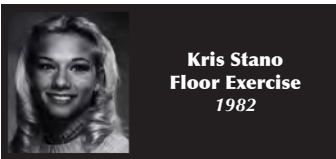
Alicia Johnston All-Around 1978

Alicia Johnston earned All-American honors in the all-around at the 1978 AIAW Nationals, which were held in Seattle, Wash. A freshman, Johnston tied teammate Jodi Mabb for 12th place.



Jodi Mabb All-Around 1978, 1979

Jodi Mabb tied teammate Alicia Johnston for 12th in the all-around at the 1978 AIAW Nationals held in Seattle, Wash. In 1979, she returned to the national championships in State College, Pa., this time with the rest of the Utah State team. Mabb took 14th in the all-around, leading the Aggies to a 10th-place finish. Mabb then retired from gymnastics and transferred to Cal Poly Pomona, but later returned to competition and repeated as an All-American in 1981.



Kris Stano Floor Exercise 1982

Kris Stano placed fourth on the floor exercise at the 1982 AIAW Nationals held in Memphis, Tenn., which is the highest finish ever recorded by an Aggie at the national championships. Stano was 11th in the all-around, missing All-American honors in the all-around by one place.



Madi Ward-Sessions Floor Exercise 2019

Madison Ward-Sessions earned WCGA second-team regular-season All-American honors on floor in 2019, becoming the first gymnast in Utah State history to ever garner All-American accolades during the regular season. She capped her stellar Utah State career by competing at the NCAA Regional Championships, where she placed third on floor with a 9.925 and 13th in the all-around with a 38.425. Her 9.925 on floor ranks first all-time in school history for a regional meet and her third-place finish is the best-ever by an Aggie on the event at the regional championships.

AIAW National Qualifiers

- 1978
• Alicia Johnston: AA (T-12th)
• Jodi Mabb: AA (T-12th)
1979
• Jodi Mabb: AA (14th)
1982
• Kris Stano: FX (4th), AA (11th)

NCAA National Qualifiers

- 1986
• Lena Adomat: AA (29th)
1987
• Robin Conklin: AA (41st)
1989
• Tana Davis: AA (26th)
1990
• Tana Davis: AA (31st)
1991
• Michelle Bugbee: AA (40th)
1995
• Tricia Yamamoto: AA (36th)
1998
• Christy Denson: AA (31st)
1999
• Amber Jamison: AA (22nd)

Big West Champions

- 1992
• Tonja Ockaskis: Balance Beam
• Barb Zahl: Floor Exercise
1994
• Jane Warrilow: Uneven Bars
• Jannell Del Rosario: Balance Beam
1995
• Deanna Palmer: Vault
• Shannon Passe: Balance Beam
• Tricia Yamamoto: All-Around
1996
• Chelsea Nilsen: Floor Exercise
• Shannon Passe: Balance Beam
1997
• Beth Neilson: Uneven Bars
1998
• Christy Denson: Uneven Bars
• Krissy Richards: Balance Beam
• Emily Swank: Uneven Bars
1999
• Christy Denson: All-Around, Beam
• Jessenia Abrego: Vault
• Amber Jamison: Uneven Bars
2000
• Christy Denson: All-Around, Bars
• Megan Woolstenhulme: Vault

Western Gymnastics Conference Champions

- 2002
• Nicole Kilpatrick: Vault
• Katie Rutherford: Uneven Bars
2005
• Jackie Fogli: Vault
• Liesel Kohler: Floor Exercise

WAC Champions

- 2006
• Jessica Parenti-Otte: Vault
2007
• Jessica Parenti-Otte: All-Around, Vault, Uneven Bars
2008
• Megan Tschida: Floor Exercise

MRGC Champions

- 2016
• Bailey McIntire: All-Around
2017
• Hayley Sanzotti: Balance Beam
• Madison Ward-Sessions: Floor
2018
• McKinley Pavicic: Beam
• Madison Ward-Sessions: Floor
2019
• Madison Ward-Sessions: Floor
2021
• Leighton Varnadore: All-Around
2022
• Carley Bayles: Beam
• Brie Clark: Floor
• Maia Fishwick: Bars
• Rebecca Wells: All-Around

MRGC

- Gymnast of the Year
Autumn DeHarde 2020



Bailey McIntire is a five-time all-Mountain Rim Gymnastics Conference honoree, including twice on beam, once on floor, once on bars and once in the all-around. She tied for first place in the all-around with a career-high score of 39.425 at the 2016 MRGC Championships in Boise, Idaho.

Beam Specialist of the Year

- Sofi Sullivan 2020
Autumn DeHarde 2020, 2021

Floor Specialist of the Year

- Madi Ward-Sessions 2017, 2019
Autumn DeHarde 2020
Brie Clark 2022

Freshman of the Year

- Autumn DeHarde 2018
Sofi Sullivan 2020
Brie Clark 2022

Coach of the Year

- Amy Smith 2020

All-High Country Athletic Conference

- Year Gymnast
1986 Lena Adomat
..... Patty Delaney
1987 Lena Adomat
1990 Stephanie Green

All-Big West Conference

- Year Gymnast (Event)
1992 Kim Johnson (VT, UB)
..... Tonja Ockaskis (UB, BB)
..... Heidi Pfannenstiel (FX)
..... Brenda Scholl (UB)
..... Barb Zahl (VT, UB, FX, AA)
1993 Stacy Lynn (VT)
..... Tricia Yamamoto (FX)
1994 Jannell Del Rosario (BB)
..... Tonja Ockaskis (UB)
..... Deanna Palmer (FX)
..... Shannon Passe (BB)
..... Jane Warrilow (UB)
1995 Deanna Palmer (VT)
..... Shannon Passe (BB)
..... Tricia Yamamoto (UB, AA)
1996 Beth Neilson (UB)
..... Chelsea Nilsen (FX)
..... Shannon Passe (BB)
..... Jessica Porter (UB)
1997 Kerry Griggers (BB)
..... Beth Neilson (UB)
..... Deanna Palmer (VT)
..... Krissy Richards (FX)
1998 Lyndsey Gaustad (UB)
..... Kerry Griggers (BB)
..... Emily Swank (UB)
..... Krissy Richards (BB)
..... Melissa Kilpatrick (AA)
..... Christy Denson (UB, FX, AA)
1999 Christy Denson (AA, BB, VT)
..... Jessenia Abrego (VT, UB)
..... Amber Jamison (AA, UB, VT)
..... Krissy Richards (BB)
2000 Christy Denson
..... (AA, UB, BB, FX)
..... Tina Ellis (BB)

- Megan Woolstenhulme (VT)
2001 Jessenia Abrego (VT)
..... Tina Ellis (AA)
..... Kristen Fargo (VT, BB)
..... Allison Rosenthal (FX)

All-Western Gymnastics Conference

- Year Gymnast (Event)
2002 Jessenia Abrego (VT, FX, AA)
..... Nicole Kilpatrick (VT, AA)
..... Katie Rutherford (UB)
..... Kirra Seeley (BB)
2003 Meagan Nelson (AA)
..... Jessica Parenti-Otte (UB, BB, AA)
..... Rachel Ropelato (VT)
2004 Ashley Barr (UB, AA)
..... Grachen Goerlitz (VT, FX)
..... Liesel Kohler (BB, FX)
..... Rachael Mandy (VT)
..... Alex Martin (AA)
..... Rachel Ropelato (VT, UB)
2005 Ashley Barr (BB)
..... Jackie Fogli (FX, VT)
..... Liesel Kohler (FX, BB)
..... Alex Martin (UB)
..... Jessica Parenti-Otte (FX, UB)
..... Megan Tschida (FX)

All-WAC

- Year Gymnast (Event)
2006 Jessica Parenti-Otte
..... (AA, VT, UB)
..... Alex Martin (UB)
..... Megan Tschida (FX)
2007 Nicki Felley (AA, UB, FX)
..... Jessica Parenti-Otte
..... (AA, FX, VT, UB)
..... Heather Heinrich (VT)
..... Katie Omann (VT)
..... Meagan Lewis (AA, UB, FX)
..... Megan Tschida (FX)
2008 Nicki Felley (AA, BB)
..... Heather Heinrich (BB)
..... Jasmine Minion (VT)
..... Nicole Simoneau (UB)
..... Megan Tschida (FX)
2009 Nicki Felley (AA)
..... Nicole Simoneau (UB, BB)
2010 Heather Heinrich (AA)
..... Rebecca Holliday (UB, BB)
2012 Kaitlyn Betts (VT)
..... Sarah Landes (FX, AA)
..... Christina Nye (FX)
2013 Paige Jones (UB)
..... Sarah Landes (AA)
..... Michelle Yasukochi (BB)

All-Mountain Rim Gymnastics Conference

- 2014 Paige Jones (UB, FX)
..... Sarah Landes (FX, AA)
..... Bailey McIntire (FX)



.....	Michelle Yasukochi (BB)
2015.....	Sarah Landes (AA)
.....	McKinzey Martinez (AA)
.....	Miranda Kerr (VT)
2016.....	Bailey McIntire (AA, BB, UB)
.....	Jillian Chappel (VT)
.....	Hayley Sanzotti (BB)
2017.....	M. Ward-Sessions (VT, FX)
.....	MaKayla Bullitt (VT)
.....	Elle Golison (VT)
.....	Keri Peel (UB)
.....	Hayley Sanzotti (BB)
.....	Bailey McIntire (BB)
2018.....	M. Ward-Sessions (VT, FX)
.....	Emily Briones (BB)
.....	Mikaela Meyer (VT)
.....	McKinley Pavicic (BB)
2019.....	M. Ward Sessions (VT, FX, AA)
.....	Autumn DeHarde (FX)
.....	Leighton Varnadore (AA)
2020.....	Autumn DeHarde (BB, FX)
.....	Sofi Sullivan (BB, AA)
.....	Leighton Varnadore (VT, AA)
2021.....	Autumn DeHarde (BB)
.....	Mikaela Meyer (VT)
.....	Leighton Varnadore (VT, AA)
2022.....	Brie Clark (FX)
.....	Carley Bayles (BB)
.....	Sofi Sullivan (BB)
.....	Rebecca Wells (VT, BB, AA)
2023.....	Brianna Brooks (BB, AA)
.....	Alivia Ostendorf (FX)
.....	Sofi Sullivan (BB)
.....	Ariel Toomey (FX)

Academic All-Americans

Year.....	Student-Athlete
1991.....	Cami Bearup
.....	Haley Houtchens
.....	Lori Loudner
.....	Heidi Pfannenstiel
.....	Barb Zahl
1992.....	Haley Houtchens
.....	Kim Johnson
.....	Lori Loudner
.....	Stacy Lynn
.....	Heidi Pfannenstiel
.....	Barb Zahl
1993.....	Haley Houtchens
.....	Lori Loudne
.....	Stacy Lynn
.....	Tonja Ockaskis
.....	Summer Oveson
1994.....	Haley Houtchens
.....	Kim Johnson
.....	Lori Loudner
.....	Stacy Lynn
.....	Tonja Ockaskis
.....	Deanna Palmer
.....	Emily Swank
1996.....	Jessica Neenan
.....	Beth Neilson
.....	Chelsea Nilsen
.....	Deanna Palmer
.....	Emily Swank
.....	Melisa Torres
1997.....	Beth Neilson
.....	Deanna Palmer
.....	Kim Richards
.....	Emily Swank
1998.....	Kim Richards
.....	Emily Swank
.....	Melisa Torres
2000.....	Stephanie Gordon (Huff)
.....	Nicole Kilpatrick
.....	Kristin O'Dell
.....	Kirra Seeley (Degener)
.....	Megan Woolstenhulme
.....	Trina Ewart
2001.....	Stephanie Gordon (Huff)
.....	Amanda Jenkins
.....	Kristin O'Dell
.....	Kirra Seeley (Deneger)
.....	Megan Woolstenhulme
2003.....	Ashley Barr
.....	Rachael Mandy
.....	Meagan Lewis
2004.....	Rachael Mandy
2006.....	Ashley Barr

.....	Sarah Johnson
.....	Liesel Kohler
.....	Meagan Lewis
.....	Rachael Mandy
.....	Jessica Parenti-Otte
2018.....	Emily Briones
.....	Taylor Dittmar
.....	Maddie McIntyre
.....	Kiera Miller
.....	Leighton Varnadore
2019.....	Taylor Dittmar
.....	Caitlin Gray
.....	Mikaela Meyer
.....	Maya Perez-Lugones
.....	Madi Tueller
.....	Leighton Varnadore
.....	Logan Varnadore
.....	Glory Yoakum
2020.....	Lexi Aragon
.....	Emma Cobabe
.....	Taylor Dittmar
.....	Morgan Gill
.....	Jessica Gutierrez
.....	Hadley Hamar
.....	Tori Loomis
.....	Mikaela Meyer
.....	Ariel Toomey
.....	Leighton Varnadore
.....	Logan Varnadore
2021.....	Lexi Aragon
.....	Mikelle Ballard
.....	Carley Bayles
.....	Olivia Blakely
.....	Brianna Brooks
.....	Lara Burhans
.....	Taylor Dittmar
.....	Maia Fishwick
.....	Morgan Gill
.....	Jessica Gutierrez
.....	Hadley Hamar
.....	Tori Loomis
.....	Mikaela Meyer
.....	Ariel Toomey
.....	Leighton Varnadore
.....	Logan Varnadore
2022.....	Lexi Aragon
.....	Molly Arnold
.....	Trinity Brown
.....	Brianna Brooks
.....	Maia Fishwick
.....	Dani Kirstine
.....	Kielyn McCright
.....	Ariel Toomey
.....	Brooke Wilson
2023.....	Lexi Aragon
.....	Avery Bibbey
.....	Brianna Brooks
.....	Jenna Eagles
.....	Maia Fishwick
.....	Payton Gatzlaff
.....	Dani Kirstine
.....	Alivia Ostendorf
.....	Marley Peterson
.....	Ariel Toomey

Academic All-Big West

Year.....	Student-Athlete
1994.....	Haley Houtchens
.....	Lori Loudner
.....	Stacy Lynn
.....	Jessica Neenan
.....	Tonya Okaskis
.....	Summer Oveson
1995.....	Stacy Lynn
.....	Summer Oveson
.....	Deanna Palmer
.....	Beth Neilsen
1996.....	Beth Neilsen
.....	Summer Oveson
.....	Deanna Palmer
.....	Beth Neilsen
1997.....	Deanna Palmer
.....	Kim Richards
.....	Emily Swank
.....	Melisa Torres
1998.....	Trina Ewart

.....	Emily Swank
.....	Melisa Torres
1999.....	Laurie Cannon
.....	Trina Ewart
.....	Kim Richards
2000.....	Stephanie Gordon
.....	Kristin O'Dell
.....	Kirra Seeley (Deneger)
.....	Megan Woolstenhulme
.....	Trina Ewart
.....	Laura Swank
2001.....	Tina Ellis
.....	Stephanie Gordon (Huff)
.....	Amanda Jenkins
.....	Nicole Kilpatrick
.....	Kristin O'Dell
.....	Allison Rosenthal
.....	Kirra Seeley (Deneger)
.....	Megan Woolstenhulme

**Academic All-Western
Gymnastics Conference**

Year.....	Student-Athlete
2002.....	Stephanie Gordon
.....	Nicole Kilpatrick
.....	Allison Rosenthal
.....	Kirra Seeley
2003.....	Ashley Barr
.....	Nalani Chung
.....	Nicole Kilpatrick
.....	Liesel Kohler
.....	Meagan Lewis
.....	Rachael Mandy
.....	Jessica Parenti-Otte
.....	Allison Rosenthal
2004.....	Courtney Arno
.....	Ashely Barr
.....	Gretchen Goerlitz
.....	Liesel Kohler
.....	Meagan Lewis
.....	Alex Martin
.....	Rachael Mandy
.....	Jessica Parenti-Otte
.....	Stacy Stewart
2005.....	Ashley Barr
.....	Jaymie Goodsell
.....	Liesel Kohler
.....	Meagan Lewis
.....	Rachael Mandy
.....	Alex Martin
.....	Katie Omann
.....	Jessica Parenti-Otte
.....	Kelly Patterson
.....	Ana Rickard-Whitfield
.....	Megan Tschida

Academic All-WAC

Year.....	Student-Athlete
2006.....	Liesel Kohler
.....	Rachael Mandy
.....	Alex Martin
.....	Katie Omann
.....	Jessica Parenti-Otte
.....	Ana Rickard-Whitfield
2007.....	Ashley Barr
.....	Nicki Felley
.....	Meagan Lewis
.....	Rachael Mandy
.....	Devin Markle
.....	Alex Martin
.....	Katie Omann
.....	Jessica Parenti-Otte
.....	Ana Rickard-Whitfield
2008.....	Nicki Felley
.....	Heather Heinrich
.....	Katie Omann
.....	Kelly Patterson
.....	Megan Tschida
.....	Ana Rickard-Whitfield
2009.....	Lyndsie Boone
.....	Brandie Dickson
.....	Nicki Felley
.....	Heather Heinrich
.....	Haley Hogan
.....	Erica Huelsmann
2010.....	Lyndsie Boone
.....	Rachel Flessner
.....	Heather Heinrich
.....	Haley Hogan

.....	Rebecca Holliday
.....	Amanda Watamaniuk
2011.....	Lyndsie Boone
.....	Haley Hogan
.....	Rebecca Holliday
.....	Paige Jones
.....	Brittney Mackins
.....	Cammi Muhr
.....	Christina Nye
.....	Rachel Vaske
.....	Amanda Watamaniuk
2012.....	Haley Hogan
.....	Rebecca Holliday
.....	Paige Jones
.....	Christina Nye
.....	Samantha Wagner
.....	Amanda Watamaniuk
2013.....	Kaitlyn Betts
.....	JoAnna Cuba
.....	Stefanie Daley
.....	Paige Jones
.....	Sarah Landes
.....	Susie Miller
.....	Christina Nye
.....	Hayley Sanzotti
.....	Michelle Yasukochi

Academic All-MRGC

Year.....	Student-Athlete
2015.....	Breyanna Auffero
.....	Kaitlyn Betts
.....	Makayla Betz
.....	Miranda Kerr
.....	Sarah Landes
.....	McKinzey Martinez
.....	Bailey McIntire
.....	Susie Miller
.....	Stefanie Nelson
.....	Melanie Oster
.....	Cidney Robinson
.....	Hayley Sanzotti
.....	Michelle Yasukochi
2016.....	Emily Briones
.....	Katie Brown
.....	Jillian Chappel
.....	Miranda Kerr
.....	McKinzey Martinez
.....	Bailey McIntire
.....	Natalie Rainbolt
.....	Hayley Sanzotti
.....	Madison Ward-Sessions
.....	Michelle Yasukochi
2017.....	Katie Brown
.....	Bailey McIntire
.....	Kiera Miller
.....	Hayley Sanzotti
.....	Madison Ward-Sessions
2018.....	Annie Beck
.....	Emily Briones
.....	Autumn DeHarde
.....	Taylor Dittmar
.....	Brittany Jeppesen
.....	Faith Leary
.....	Maddie McIntyre
.....	Mikaela Meyer
.....	Kiera Miller
.....	McKinley Pavicic
.....	Leighton Varnadore
.....	Logan Varnadore
.....	Madison Ward-Sessions
2019.....	Emily Briones
.....	MaKayla Bullitt
.....	Taylor Dittmar
.....	Caitlin Gray
.....	Brittany Jeppesen
.....	Mikaela Meyer
.....	Maya Perez-Lugones
.....	Grace Rojas
.....	Madi Tueller
.....	Leighton Varnadore
.....	Logan Varnadore
.....	Glory Yoakum
2020.....	Lexi Aragon
.....	Emma Cobabe
.....	Autumn DeHarde
.....	Taylor Dittmar
.....	Morgan Gill
.....	Elle Golison
.....	Hadley Hamar



- Tori Loomis
- Mikaela Meyer
- Grace Rojas
- Ariel Toomey
- Leighton Varnadore
- Logan Varnadore
- 2021..... **Lexi Aragon**
- Carley Bayles
- Olivia Blakely
- **Brianna Brooks**
- Lara Burhans
- Autumn DeHarde
- Taylor Dittmar
- Maia Fishwick
- Anique Grenier
- Jessica Gutierrez
- Hadley Hamar
- Eve Jackson
- Mikaela Meyer
- Ariel Toomey
- Leighton Varnadore
- Logan Varnadore
- 2022..... **Lexi Aragon**
- Molly Arnold
- Carley Bayles
- **Brianna Brooks**
- Trinity Brown
- Brie Clark
- Maia Fishwick
- **Dani Kirstine**
- Kielyn McCright
- Sofi Sullivan
- Ariel Toomey
- Rebecca Wells
- Brooke Wilson



Madison Ward-Sessionsn (left) and Emily Briones combined to earn six academic all-Mountain Rim Gymnastics Conference honors, while Briones was named an academic All-American one time during her Utah State career.

- CSC Academic All-District**
- Year..... **Student-Athlete**
- 2023..... **Lexi Aragon**
- **Brianna Brooks**
- **Dani Kirstine**
- Ariel Toomey

Boldface indicates current gymnasts

--	--	--

Aggie All-Time Team High Scores

Event	Score	Meet/Opponent	Date
Team	197.225	at Texas Woman's	3/1/97
Home	196.725	Towson	2/27/22
Away	197.225	at Texas Woman's	3/1/97
Vault	49.325	at Texas Woman's	3/1/97
Bars	49.425	Utah	2/7/03
Beam	49.575	at BSU/Sac. State/UC Davis	2/21/20
Floor	49.550	Denver	3/15/04

Top 10 All-Time Team Scores

Score	Meet/Opponent	Date
1. 197.225	at Texas Woman's	(3/1/97)
2. 197.025	at MRGC Championships	(3/19/22)
3. 196.825	at NCAA Norman Regional	(3/31/22)
4. 196.800	at Southern Utah	(2/11/22)
196.800	at Boise State/Sacramento State/UC Davis	(2/21/20)
6. 196.775	at Denver/Southern Utah	(3/7/21)
7. 196.725	Towson	(2/27/22)
8. 196.675	North Carolina State	(3/14/03)
9. 196.600	at BYU	(2/26/21)
196.600	BYU	(3/6/20)

Top 10 Home Scores

Score	Meet/Opponent	Date
1. 196.725	Towson	(2/27/22)
2. 196.675	North Carolina State	(3/14/03)
3. 196.600	BYU	(3/6/20)
4. 196.525	Southern Utah	(2/14/20)
5. 196.500	Southern Utah	(3/16/18)
6. 196.425	Southern Utah/Ball State	(2/4/22)
7. 196.350	BYU	(3/13/15)
8. 196.300	Boise State	(2/17/17)
9. 196.250	MRGC Championships	(3/20/21)
10. 196.225	BYU/Towson	(2/25/22)
196.225	Southern Utah	(1/22/21)
196.225	BYU	(3/12/04)

Top 10 Away Scores

Score	Meet/Opponent	Date
1. 197.225	at Texas Woman's	(3/1/97)
2. 197.025	at MRGC Championships	(3/19/22)
3. 196.825	at NCAA Norman Regional	(3/31/22)
4. 196.800	at Southern Utah	(2/11/22)
196.800	at Boise State/Sacramento State/UC Davis	(2/21/20)
6. 196.775	at Denver/Southern Utah	(3/7/21)
7. 196.600	at BYU	(2/26/21)
8. 196.500	at Utah	(3/12/21)
9. 196.450	at BYU	(1/28/22)
10. 196.350	at Arizona/Oklahoma/Stanford	(1/22/22)

Top 10 Vault Scores

Score	Meet/Opponent	Date
1. 49.325	at Texas Woman's	(3/1/97)
2. 49.275	at UC Davis	(1/26/14)
3. 49.250	at Southern Utah	(2/11/22)
4. 49.225	at Denver/Southern Utah	(3/7/21)
49.225	BYU	(3/13/15)
6. 49.175	at Utah	(3/12/21)
49.175	at BYU	(2/26/21)
49.175	at Boise State/Sacramento State/UC Davis	(2/21/20)
49.175	North Carolina State	(3/14/03)
49.175	at Michigan	(3/15/97)

Top 10 Bars Scores

Score	Meet/Opponent	Date
1. 49.425	Utah	(2/7/03)
2. 49.375	at MRGC Championships	(3/19/22)
3. 49.350	San José State	(2/10/12)
4. 49.325	North Carolina State	(3/14/03)
49.325	BYU	(2/21/03)
49.325	at Texas Woman's	(3/1/97)
7. 49.300	at NCAA Norman Regional	(3/31/22)
49.300	Southern Utah	(3/6/99)
9. 49.275	BYU	(3/6/20)
49.275	Southern Utah	(3/10/17)

Top 10 Beam Scores

Score	Meet/Opponent	Date
1. 49.575	at Boise State/Sacramento State/UC Davis	(2/21/20)
2. 49.500	at Arizona/Oklahoma/Stanford	(1/22/22)
3. 49.475	Southern Utah/Ball State	(2/4/22)
49.475	Utah/Boise State	(2/26/99)
5. 49.400	at Denver/Southern Utah	(3/7/21)
6. 49.375	at MRGC Championships	(3/19/22)
7. 49.350	at BYU	(3/16/01)
8. 49.325	at Southern Utah	(2/11/22)
9. 49.275	at BYU	(1/28/22)
49.275	Southern Utah	(1/22/21)
49.275	at BYU	(1/23/15)

Top 10 Floor Scores

Score	Meet/Opponent	Date
1. 49.550	Denver	(3/15/04)
2. 49.500	at Boise State	(2/18/22)
49.500	Ohio State	(2/28/03)
4. 49.475	BYU	(3/12/04)
49.475	Missouri/Boise State	(2/20/04)
6. 49.450	Towson	(2/27/22)
7. 49.400	at Texas Woman's	(3/12/00)
49.400	California	(3/6/04)
9. 49.375	at Southern Utah	(2/11/22)
49.375	Southern Utah	(2/6/04)
49.375	Boise State/Utah	(2/26/99)
49.375	at Texas Woman's	(3/1/97)





Aggie All-Time Individual High Scores

Table with columns: Event, Score, Gymnast, Date. Rows include All-Around, Vault, Bars, Beam, and Floor with top performers like Christy Denson and Amber Jamison.

Top 20 Individual All-Around Scores

Table with columns: Score, Name, Meet/Opponent (Date). Lists top 20 all-around performers such as Christy Denson, Madison Ward-Sessions, and Nicole Kilpatrick.

Top 20 Individual Vault Scores

Table with columns: Score, Name, Meet/Opponent (Date). Lists top 20 vault performers including Jessica Parenti-Otte, Nicole Kilpatrick, and Alivia Ostendorf.

Top 20 Individual Bars Scores

Table with columns: Score, Name, Meet/Opponent (Date). Lists top 20 bars performers such as Christy Denson, Amber Jamison, and Brianna Brooks.

Top 20 Individual Beam Scores

Table with columns: Score, Name, Meet/Opponent (Date). Lists top 20 beam performers including Sofi Sullivan, Rebecca Wells, and Brianna Brooks.

Top 20 Individual Floor Scores

Table with columns: Score, Name, Meet/Opponent (Date). Lists top 20 floor performers such as Madison Ward-Sessions, Christy Denson, and Brie Clark.

Boldface indicates current gymnasts



Individual Vault Averages

(Gymnast must have competed in at least half the season's competitions)

Rank	Individual	Average	Year
1.	Deanna Palmer	9.842	1997
2.	Mikaela Meyer	9.838	2021
3.	Gretchen Goerlitz	9.827	2004
4.	Nicole Kilpatrick	9.823	2003
5.	Trinity Brown	9.819	2022
6.	Rebecca Wells	9.817	2022
7.	Leighton Varnadore	9.809	2021
	Leighton Varnadore	9.809	2020
9.	Alivia Ostendorf	9.808	2023
	Madison Ward-Sessions	9.808	2018
11.	McKinzey Martinez	9.802	2015
12.	Autumn DeHarde	9.800	2021
13.	Rebecca Wells	9.798	2021
14.	Meagan Lewis	9.796	2003
15.	Paige Jones	9.793	2014
	Miranda Kerr	9.793	2014
17.	Sarah Landes	9.792	2013
18.	Paige Jones	9.790	2013
19.	Jessica Parenti-Otte	9.788	2007
20.	Leighton Varnadore	9.784	2019
	Heather Heinrich	9.784	2010

Individual Bars Averages

(Gymnast must have competed in at least half the season's competitions)

Rank	Individual	Average	Year
1.	Brianna Brooks	9.860	2022
2.	Christy Denson	9.856	1999
3.	Brianna Brooks	9.855	2023
4.	Nicole Simoneau	9.822	2008
5.	Grace Rojas	9.809	2021
6.	Grace Rojas	9.800	2020
	Nicole Simoneau	9.800	2009
8.	Meagan Lewis	9.798	2003
9.	Madison Ward-Sessions	9.792	2019
10.	Keri Peel	9.790	2017
11.	Grace Rojas	9.786	2023
	Beth Neilson	9.786	1997
13.	Kristen Bloom	9.779	2000
14.	Sarah Landes	9.777	2013
15.	Brittany Jeppesen	9.775	2017
	Bailey McIntire	9.775	2016
17.	Rebecca Wells	9.773	2022
18.	Paige Jones	9.768	2014
19.	Nicole Simoneau	9.767	2011
20.	Madison Ward-Sessions	9.764	2017

Individual Beam Averages

(Gymnast must have competed in at least half the season's competitions)

Rank	Individual	Average	Year
1.	Autumn DeHarde	9.889	2020
2.	Autumn DeHarde	9.883	2021
	Sofi Sullivan	9.883	2020
4.	Sofi Sullivan	9.861	2023
5.	Sofi Sullivan	9.846	2022
6.	Autumn DeHarde	9.827	2019
	Autumn DeHarde	9.827	2018
8.	Brianna Brooks	9.825	2022
9.	Brianna Brooks	9.820	2023
10.	Jessica Parenti-Otte	9.815	2005
11.	Liesel Kohler	9.802	2004
12.	Emily Briones	9.800	2018
13.	Hayley Sanzotti	9.795	2016
14.	Kim Richards	9.794	1997
15.	Leighton Varnadore	9.780	2021
16.	Liesel Kohler	9.779	2005
17.	Carley Bayles	9.775	2020
	Meagan Lewis	9.775	2003
19.	Rebecca Wells	9.773	2022
20.	Christy Denson	9.773	1999

Individual Floor Averages

(Gymnast must have competed in at least half the season's competitions)

Rank	Individual	Average	Year
1.	Madison Ward-Sessions	9.906	2019
2.	Autumn DeHarde	9.883	2020
3.	Liesel Kohler	9.877	2004
4.	Madison Ward-Sessions	9.871	2017
5.	Autumn DeHarde	9.864	2021
6.	Alivia Ostendorf	9.863	2023
	Ariel Toomey	9.863	2023
8.	Gretchen Goerlitz	9.862	2004
9.	Bailey McIntire	9.848	2014
10.	Madison Ward-Sessions	9.846	2018
11.	Autumn DeHarde	9.844	2019
	Faith Leary	9.844	2018
13.	Leighton Varnadore	9.839	2020
	Liesel Kohler	9.839	2003
15.	Bailey McIntire	9.838	2015
16.	Rebecca Wells	9.836	2021
17.	Trinity Brown	9.831	2022
	Megan Tschida	9.831	2005
19.	Meagan Lewis	9.830	2003
20.	Autumn DeHarde	9.829	2018

Boldface indicates current gymnasts

Team Season Event Averages

Vault		Bars		Beam		Floor	
Score	Year	Score	Year	Score	Year	Score	Year
1. 49.005	2021	1. 49.100	2003	1. 49.104	2022	1. 49.225	2003
2. 48.938	2015	2. 48.969	2022	2. 49.039	2020	2. 49.187	2022
3. 48.927	2022	3. 48.906	2017	3. 49.032	2021	3. 49.108	2004
4. 48.904	2014	4. 48.885	2019	4. 48.931	2018	4. 49.050	2018
5. 48.875	2020	5. 48.877	2021	5. 48.869	1999	5. 49.036	2021
6. 48.835	2018	6. 48.833	2016	6. 48.840	2003	6. 49.035	2019
7. 48.815	2003	7. 48.791	2000	7. 48.725	2004	7. 49.003	2023
8. 48.811	2007	8. 48.756	2020	8. 48.708	2016	8. 48.992	2020
9. 48.785	2017	48.756	1999	9. 48.675	2019	9. 48.988	1999
10. 48.756	1997	10. 48.729	2012	10. 48.671	2015	10. 48.917	2017

UTAH STATE




A
 Abrego, Jessenia (1999, 2001-02)
 Adomat, Lena (1985-88)
 Anderson, Sarah (1995)
Aragon, Lexi (2023)
 Arno, Courtney (2004)
 Arnold, Molly (2022)
 Aufiero, Breyanna (2012, 14-15)

B
 Bammert, Chris (1985, 87-89)
 Barr, Ashley (2003-05, 07)
 Bayer, Kathy (1981)
 Bayles, Carley (2020-23)
 Beavers, Leslie (1978)
 Beck, Annie (2018-20)
 Beck, Karen (1985, 87-89)
 Belliston, Charly (2014-15)
 Betts, Kaitlyn (2012-15)
 Betz, Makayla (2014)
Bibbey, Avery (2023)
 Bloom, Kristen (2000-01)
 Boone, Lyndsie (2008-11)
 Briones, Emily (2016-19)
Brooks, Brianna (2021-23)
 Brown, Katie (2014, 16-17)
 Brown, Trinity (2022)
 Buchal, CariLu (1982-85)
 Bugbee, Michele (1990-92)
 Bullitt, MaKayla (2017-19)

C
 Campbell, Vicki (1980)
 Cannon, Laurie (1996-99)
 Cannon, Natalie (1988-91)
 Card, Cami (1989-91)
 Card, Cari (1983, 85-86)
 Carr, Brenda (1983-86)
 Chappel, Jillian (2015-16)
 Chung, Nalani (2002-03)
 Clark, Brie (2022)
 Colson, Sarah (2002-03)
 Conklin, Robin (1984-87)
 Crawford, Jennifer (1994-97)
 Cuba, JoAnna (2013-16)

D
 Daley, Stefanie (2013-15)
 Davis, Tana (1987-90)
 DeAragon, Chris (1986)
 DeHarde, Autumn (2018-21)
 Del Rosario, Janelle (1994-95)
 Delaney, Patty (1986-89)
 Denson, Christy (1997-2000)
 Dickson, Brandie (2009-10)
 Dilley, Susan (1985-88)
 Dillon, Jackie (2008-11)
 Dittmar, Taylor (2018-21)
 Dunkley, Rebecca (1993)

E
 Eastlund, Karen (1982)
Eagles, Jenna (2023)
 Edson, Melissa (1989-90)



TAYLOR
DITTMAR

Ellis, Kerry (1981)
 Ellis, Tina (2000-01)
 Estrella, Jazmyn (2017-18)
Evans, Amari (2022-23)
 Ezell, Destiny (2013-16)
 Ewart, Trina (1997-2000)

F
 Fargo, Kristen (2000-01)
 Felley, Nicki (2006-09)
 Ferguson, Kathleen (1980)
 Fishwick, Maia (2020-22)
 Flessner, Rachel (2010)
 Fogli, Jackie (2005-06)


G
Gatzlaff, Payton (2023)
 Gaustad, Lyndsey (1998)
 Godi, Michelle (1989-91)
 Goerlitz, Gretchen (2004)
 Golison, Elle (2017-20)
 Gordon, Stephanie (1999-02)
 Graff, Melanie (1990)
 Granere, Heidi (1995)
 Gray, Sarah (1997)
 Green, Stephanie (1988-91)
 Griggers, Kerry (1997-99)
 Gutierrez, Jessica (2020-23)

H
 Hamar, Hadley (2020)
 Heinrich, Heather (2007-10)
 Hellegas, Tami (1981-84)
 Hogan, Haley (2009-12)
 Holliday, Rebecca (2009-12)
 Hone, Miranda (2016-17)
 Houston, Mika Love (2001-02)
 Houtchens, Haley (1991-94)
 Huelsmann, Erica (2009)

J
 Jackson, Eve (2021-22)
 Jamison, Amber (1996-99)
 Jaramillo, Lorie (1981-82, 84)
 Jenkins, Amanda (2001)
 Jeppesen, Brittany (2017-18, 20)
 Johnson, Kim (1990-92)
 Johnson, Sarah (2006)
 Johnston, Alicia (1978-79)
 Jones, Paige (2011-14)

K
 Keelen, Diane (1978)
 Kerr, Miranda (2014-15)
 Kilpatrick, Melissa (1998)
 Kilpatrick, Nicole (2000-03)
Kirstine, Dani (2023)
 Kohler, Liesel (2003-06)
 Kreikemeier, Lori (1979-82)
 Kueng, Julie (1981-84)

L
 Landes, Sarah (2012-15)
 Leary, Faith (2018-19)



SARAH
LANDES

Lewis, Meagan (2003, 05-07)
 Lombardo, Pauline (1983)
 Loomis, Tori (2020)
 Loudner, Lori (1991-94)
 Love, Heidi (1992-95)
 Lowes, Marla (1997-2000)
 Lynch, Wanita (1980-82)
 Lynn, Stacy (1992-95)


M
 Mabb, Jodi (1978-80)
 Mackins, Brittney (2011)
 Maguire, Erin (2000)
 Mandy, Rachael (2004-07)
 Markle, Devin (2007-08)
 Marquardt, Chelsea (2008, 10-11)
 Martin, Alex (2004-07)
 Martin, Tracy (1978-80, 82)
 Martinez, McKinzey (2013-16)
 Mattioli, Kyla (2001-03)
 Mayfield, Casey (1997)
 McCright, Kielyn (2022)
 McIntire, Bailey (2014-17)
 Meyer, Mikaela (2018, 20-21)
 Miller, Susie (2012-15)
 Minion, Jasmine (2008)
 Montagriff, Kim (1979, 81)
 Montoya, Amelia (2010-13)
 Muhr, Cammi (2011)

N
 Neenan, Jessica (1993-96)
 Neilson, Beth (1994-97)
 Nilsen, Chelsea (1993-96)
 Nulph, Kira (2001)
 Nye, Christina (2011-14)

O
 Ockaskis, Tonja (1992-94)
 O'Dell, Kristin (1998, 2000-01)
 Omann, Katie (2005-08)
Ostendorf, Alivia (2023)
 Oster, Melanie (2015-17)
 Oveson, Summer (1993-96)

P
 Page, Janalee (1986-87)
 Palmer, Deanna (1994-97)
 Palmer, Jill (1984-86)
 Parenti-Otte, Jessica (2003, 05-07)
 Passe, Shannon (1994-97)
 Patterson, Kelly (2006-08)
 Pavicic, McKinley (2018)
 Peel, Kerri (2015-17)
 Penman, Brittnee (2001)
 Peterson, Debbie (1978-81)
Peterson, Marley (2023)
 Pfannenstiel, Heidi (1989-92)
 Pohl, Michelle (1983-86)
 Porter, Jessica (1996-97, 99-2000)
 Price, Brittany (2006)

R
 Rainbolt, Natalie (2016)



McKINZEY
MARTINEZ

Rands, Jessica (2002-04)
 Richards, Kimberly (1996-99)
 Richards, Krissy (1996-99)
 Rickard-Whitfield, Ana (2006-08)
 Robinson, Sidney (2015)
 Rojas, Grace (2019-21, 23)
 Ropelato, Rachel (2002-04)
 Rosenthal, Allison (2001-03)
 Rubino, Diane (1983)
 Rutherford, Katie (2002-04)
 Ryan, Julie (1986-88, 91)

S
 Sanzotti, Hayley (2013, 15-17)
 Scharman, Kimberly (2000-02)
 Schilla, Katy (2007)
 Scholl, Brenda (1989-92)
 Seeley, Kirra (1999-02)
 Shaw, Wendy (1980)
 Simoneau, Nicole (2008-09, 11)
 Snyder, Jill (1987-88)
Southam, Chelsea (2023)
 Stano, Kris (1982-83)
 Stewart, Stacy (2004)
Stuart, Angel (2023)
 Sullivan, Sofi (2020, 22-23)
 Swank, Emily (1995-98)
 Swank, Laura (2000)

T
 Thomas, Michelle (1978-80, 82)
 Toomey, Ariel (2020-21, 23)
 Torres, Melisa (1995-98)
 Tschida, Megan (2005-08)
 Tueller, Madi (2019)


V
 Varnadore, Leighton (2018-21)
 Varnadore, Logan (2018-19, 21)
 Vaske, Rachel (2011)
 Vendetti, Anne-Marie (1995-96)

W
 Ward-Sessions, Madison (2016-19)
 Wagner, Jennifer (1978)
 Wagner, Samantha (2012)
 Warrilow, Jane (1993-94)
 Watamaniuk, Amanda (2010-13)
 Wathen, Kelcy (2000-01)
 Wells, Rebecca (2020-22)
 West, Karen (1978-79)
 Woolstenhulme, Megan (1999-01)
 Wyles, Kristen (1989)

Y
 Yamamoto, Tricia (1992-95)
 Yasukochi, Michelle (2013-16)
 Young, Julie (1984-86)
 Young, Ashley (2003-04)

Z
 Zahl, Barb (1988, 90-92)

Boldface indicates current gymnasts



AMANDA
WATAMANIUK



The Wall of Fame was dedicated in 1985 to honor past gymnasts for their accomplishments in the gym, in the classroom and for their overall contributions to the program. A Utah State gymnast must do one of four things for Wall of Fame consideration: graduate from USU after competing for four years; qualify for the NCAA championships as an individual; earn All-American status; or represent the gymnast's home nation in international competition. The coaching staff nominates gymnasts and a committee subsequently votes on those nominees.



Lena Adomat
1985-88

Lena Adomat placed 29th in the all-around as an at-large qualifier for the 1986 NCAA Championships. She was all-HCAC in 1986 and 1987. In 1986, Adomat set an Aggie vault record of 9.650. While at USU, she won the Swedish National Championships in 1985 and 1986, and competed in the 1986 World Championships. Prior to attending USU, Adomat was a member of Sweden's Olympic teams in 1980 and 1984.



Ashley Barr
2003-05, 2007

Ashley Barr was a two-time all-conference selection (2004, 2005), as well as a four-time academic all-conference selection and an academic All-American in 2003 and 2006.



Lyndsie Boone
2008-11

Lyndsie Boone qualified for the NCAA Regional Championships as an individual all four seasons as an Aggie. She was also a three-time academic all-WAC honoree.



Michelle Bugbee
1990-92

Michelle Bugbee set a school record with a 38.19 National Qualifying Score. She finished 40th in the all-around at the 1991 NCAA National Championships with a 37.300.



Lyndsie Boone



Natalie Cannon
1998-91

Natalie Cannon was ranked among USU's top 25 individual performers on beam (9.650) and floor (9.800).



Robin Conklin
1984-87

Robin Conklin placed 41st at the 1987 NCAA Championships as an at-large qualifier. She tied the USU bars record with a 9.700 in 1986.




Jennifer Crawford
1994-97

Jennifer Crawford was the first Aggie gymnast to score 9.900 or better and is tied for eighth on the USU vault performer list with a 9.900 mark. Her season average of 9.729 on vault was the third-best mark for the Aggies at the time.



Tana Davis
1987-90

Tana Davis held 16 Aggie records at one time. She was an at-large competitor in the 1989 and 1990 NCAA Championships, taking 26th and 31st, respectively. In 1989, she set USU records on the beam and in the all-around. As a senior, she broke the beam and all-around marks and tied the bars and floor records.



Tana Davis



Patty Delaney
1986-89

Patty Delaney was the first alternate for the 1986 NCAA Championships. She was a two-time all-HCAC performer and a four-time academic all-HCAC honoree. Delaney set a school record on the vault with a 9.700 in 1989.



Jackie Dillon
2008-11

Jackie Dillon was a three-time NCAA Regional Championships qualifier. She averaged 9.732 on vault in 2008 and 9.713 on bars in 2009.



Christy Denson
1997-2000

Christy Denson is the current Utah State record holder in the all-around with a 39.550. She is also tied for first on floor (9.975) and bars (9.975). Denson was a 10-time all-Big West performer, including two conference all-around titles (1999, 2000), two bars titles (1998, 2000) and one beam title (1999). In 1998, she became the ninth gymnast in Aggie history to qualify for the NCAA Championships as an at-large competitor, placing 31st. Denson was also named Big West Gymnast of the Year in her junior and senior campaigns, as well as being voted Utah State's Female Athlete of the Year in 1998, 1999 and 2000. She was inducted into the USU Athletics Hall of Fame in 2017.



Jackie Dillon



Stephanie Green
1988-91

Stephanie Green set the school record on bars as a freshman in 1988 with a 9.750. In 1990, she posted a 9.800 on bars, tying the school record. She earned all-HCAC honors in 1990 and was a three-time academic all-HCAC honoree.



Heather Heinrich
2007-10

Heather Heinrich was a two-time NCAA Regional qualifier and three-time all-WAC honoree, including two-time first-team selection. She was also a three-time academic all-WAC honoree.




Haley Houtchens
1991-94

Haley Houtchens was a four-time academic All-America honoree. She is tied for marks that at the time were ninth-best score in school history on the bars (9.800) and 14th on the floor (9.825).



Amber Jamison
1996-99

Amber Jamison qualified for the 1999 NCAA Championships as the No. 4 individual all-arounder. She set a USU NCAA Championships record in the all-around with a 39.050, tying her for 22nd in the nation. She is tied for first in school history on bars with a 9.975.



Heather Heinrich



Alicia Johnston
1978-79

Alicia Johnston earned AIAW All-American status as a freshman in 1978, when she tied for 12th in the all-around. She set Utah State records for the bars, beam, floor and all-around.



Liesel Kohler
2003-06

Liesel Kohler earned all-Western Gymnastics Conference honors on the beam and floor exercise in 2005. She was a WGC floor exercise champion in 2005 and currently ranks second in school history with a single-season floor average of 9.877. She also ranks fourth with a single-season average of 9.802 on the beam. Kohler was an academic All-American in 2006 and was a four-time academic all-conference honoree.



Lori Kreikemeier
1979-82

Lori Kreikemeier is the only Aggie gymnast to have qualified for four national championships as she competed at the AIAWs from 1979-82.



Meagan Lewis
2003, 2005-07

Meagan Lewis was a two-time all-conference honoree. She currently ranks fourth with a single-season bars average of 9.798 set in 2003. Lewis also received academic all-conference accolades all four years and was a two-time academic All-American (2003, 2006).



Meagan Lewis



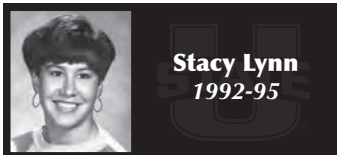
Lori Loudner
1991-94

Lori Loudner was a four-time academic All-American. In 1994, she set an Aggie record of 9.850 on beam.



Wanita Lynch
1980-82

Wanita Lynch won back-to-back Australian National Championships in the all-around while at Utah State. She represented Australia in the 1976 Olympics in Montreal. Lynch was the United States Junior College all-around champion for Odessa (Texas) JC in 1979 and a five-time JUCO All-American. She set Utah State records on the bars, beam, floor and all-around in 1981. In 1982, she broke each of those marks and set a vault record.



Stacy Lynn
1992-95

Stacy Lynn was a four-time academic All-American and was all-Big West on the vault in 1993. Twice she earned academic all-Big West honors.



Jodi Mabb
1978-80

Jodi Mabb earned AIAW All-American status as a freshman in 1978, when she tied for 12th in the all-around and again in 1979, when she placed 14th. She set a Utah State record for the vault and was a three-time Region VII champion on that event.



Jodi Mabb



Alex Martin
2004-07

Alex Martin was a three-time all-conference honoree and a four-time academic all-conference selection. She is tied for ninth all-time in school history with a 9.925 on bars. Her 2004 bars average of 9.746 ranks 18th all-time.



Beth Neilson
1994-97

Beth Neilson was ranked among the top 25 in the nation on bars in 1997, averaging a school-record 9.786. The final two years of her career she was all-Big West on the bars, tying for the title in 1997. She scored a 9.900 four times on bars and was a three-time academic All-American honoree.



Chelsea Nilsen
1993-96

Chelsea Nilsen earned all-Big West honors when she tied for first on the floor in 1996, and in 1993 when she tied for third. She was also named academic All-American. She set the USU floor season average record with a 9.745 in 1996 and also the top floor score of all-time with 9.925.



Summer Overson
1993-96

Summer Overson earned academic All-American honors in 1993 and received academic all-Big West honors three consecutive years. She tied the school record on floor with a 9.850 in 1995 and again in 1996.



Alex Martin



Janalee Page
1986-87

Janalee Page was the first native Logan gymnast to compete for the Aggies. She earned academic all-HCAC honors in 1987.



Deanna Palmer
1994-97

Deanna Palmer was the first Aggie to score a 9.900 on vault. She is tied for first all-time in USU history with a 9.950 on vault. She earned all-Big West honors four times, three on vault and one on floor, and was second at the 1996 NCAA Regionals on vault. She was a three-time academic All-America honoree.



Jessica Parenti-Otte
2003, 2005-07

Jessica Parenti-Otte was a three-time all-conference honoree, earning all-WGC honors in 2005 and all-WAC honors in 2006 and 2007. Parenti-Otte is one of the best vaulters in school history as she holds a share of the USU school record for high score with a 9.950. In 2006, Parenti-Otte was the WAC champion on vault (9.875). She had the highest all-around score in the WAC in 2007 (39.350), and had three of the top seven highest scores in the conference. She was a four-time academic all-conference honoree, as well as receiving academic All-American accolades in 2006.



Deanna Palmer





Shannon Passe
1994-97

Shannon Passe set a then-USU school record in the all-around in 1997, scoring a 39.325 at Texas Woman's. She was a three-time all-Big West performer on beam, winning individual titles in 1995 and 1996.



Debbie Peterson
1978-81

Debbie Peterson qualified for three AIAW National Championships as an at-large competitor.



Heidi Pfannenstiel
1989-92

Heidi Pfannenstiel tied the Utah State vault record as a freshman in 1989 with a 9.700 and again tied the mark with 9.800 in 1992. She earned all-Big West honors on the floor in 1992. She was an academic All-American in 1991 and 1992.



Michelle Pohl
1983-86

Michelle Pohl qualified for the 1983 NCAA National Championships. She set a school record on the floor exercise (9.650) that season, as well as season average records on beam, floor and in the all-around. The following season, she broke her floor mark and tied the school bars record with 9.700s on each event. In 1986, Pohl again broke the Aggie floor record with a 9.700.



Michelle Pohl



Jessica Porter
1996-97, '99-2000

Jessica Porter earned all-Big West honors in 1996, placing second on bars at the conference meet. She recorded what was then the 14th-best all-around score in school history (39.200) and owns two of USU's top 20 all-time bar season averages.



Kim Richards
1996-99

Kim Richards currently ranks seventh with an individual season average of 9.794 on beam, which she set in 1997. She is also tied for sixth with a single-meet score of 9.925 on beam. Richards was an academic all-American in 1997 and 1998, and was selected an academic all-Big West selection in 1997 and 1999.



Krissy Richards
1996-99

Krissy Richards is tied for second all-time in school history on beam with a 9.950. She was the 1998 Big West beam champ (9.900) and also earned all-Big West honors on beam in 1999.



Rachel Ropelato
2002-04

Rachel Ropelato is ranked 20th with a vault season average of 9.769. She also ranks 20th with a bars season average of 9.739. Ropelato is currently tied for eighth in school history on vault with a 9.900 set during the 2003 campaign and tied for ninth on bars with a 9.925, which she set in 2004. She earned all-WGC honors on vault in 2003, and on both vault and bars in 2004.



Rachel Ropelato



Julie Ryan
1986-88, 1991

Julie Ryan was the first Aggie gymnast to break the 38 mark in the all-around, setting a school record with a 38.05 and tying the floor mark. She was the 1988 HCAC floor exercise champion. In 1991, Ryan set school records on beam (9.800) and floor (9.850).




Brenda Scholl
1989-92

Brenda Scholl tied the school vault record as a freshman in 1989 with a 9.700. She set the bars record in 1991 with a 9.850. In 1992, Scholl earned all-Big West honors on the beam.



Jill Snyder
1987-88

Jill Snyder transferred to Utah State from Northern Illinois, where she was the 1985 Mid-American Conference bars champion.



Kris Stano
1982-83

Kris Stano was the third Utah State gymnast to earn All-American status, finishing fourth on the floor exercise at the 1982 AIAW National Championships. One of just two gymnasts inducted into the Utah State Athletics Hall of Fame.



Kris Stano



Emily Swank
1995-98

Emily Swank was a four-year letterwinner and a four-time NACGC/W Academic All-American. She won the Big West Conference title on the bars and was the valedictorian of the College of Science in 1998.



Tricia Yamamoto
1992-95

Tricia Yamamoto became the first USU gymnast to break the 39.000 mark in the all-around in 1995. As a senior, she qualified for the NCAA Championships as the No. 6 individual all-arounder. She finished 36th with a 38.350. In 1993, she earned all-Big West honors on the floor, and in 1995 was the Big West all-around champion, earning all-Big West honors on both bars and floor.



Barb Zahl
1988, 1990-92

Barb Zahl was a four-time all-HCAC honoree and finished 34th at the 1990 NCAA Championships. She tied the school bars (9.800) and floor exercise (9.800) records in 1990. Two years later she again tied the floor mark with a 9.850. Three times Zahl earned academic all-HCAC honors and twice she was named academic All-American. In 1992, Zahl earned all-Big West honors on vault, bars, floor and in the all-around, finishing first on floor. She was a finalist for the 1992 NCAA Woman of the Year award.



Ray Corn
1978-2008

Ray Corn was head coach of the USU Gymnastics program for 31 years, transitioning the program from club level to NCAA status. Corn posted a 448-448-2 overall record, making 26 postseason appearances in his 31 years. He coached three All-Americans, three Olympians and nine NCAA national qualifiers. Corn led the Aggies to four Big West Conference titles, along with the 2005 Western Gymnastics Conference championship. Under Corn's leadership, 32 USU gymnasts earned academic All-American honors 50 times from 1991-2008. A total of 92 gymnasts earned academic all-conference honors under Corn's guidance.



Ray Corn
1977-2008

The first head coach in Utah State gymnastics history, Ray Corn guided the Aggies to 26 postseason appearances, including four consecutive trips to the AIAW National Championships and one visit to the NCAA National Championships. Utah State garnered five conference titles and went 448-448-2 overall, including a 134-120-1 mark in dual meets under his watch. He coached three All-Americans and three Olympians.

1978

(Overall Record: 36-6; Dual Meet Record: 3-1)

Table with columns: Date, Meet, W/L/T, USU, Opponent. Rows include at Rocky Mountain Open (1st), at UCLA Invitational (3rd), at AIAW Regionals (3rd), and at Falcon Invitational (1st).

1979

(35-18 Overall; Dual Meet Record: 4-0)

Table with columns: Date, Meet, W/L/T, USU, Opponent. Rows include at Rocky Mountain Open (4th), at ASU Invitational (3rd), and @ Colorado.

Table with columns: Date, Meet, W/L/T, USU, Opponent. Rows include vs. Northern Colo., at CSU Invitational (1st), at UCLA Invitational (3rd), and at AIAW Nationals (10th).

1980

(Overall Record: 23-29; Dual Meet Record: 1-1)

Table with columns: Date, Meet, W/L/T, USU, Opponent. Rows include vs. Nebraska, vs. Boise State, vs. Utah, and Wolfe's American Cup (5th).

Table with columns: Date, Meet, W/L/T, USU, Opponent. Rows include vs. Arizona, at UCLA Invitational (5th), at AIAW Regionals (3rd), and at AIAW Nationals (13th).

1981

(Overall Record: 21-21; Dual Meet Record: 4-3)

Table with columns: Date, Meet, W/L/T, USU, Opponent. Rows include vs. Boise State, vs. BYU, vs. UTEP, Wolfe's American Cup (2nd), and at Denver Invitational (2nd).



The 1979 team was the first to earn a national championship berth. Jodi Mabb finished 14th in the all-around, helping the Aggies to a 10th-place finish at the AIAW National Championships with a score of 133.700.





The 1982 team posted the highest national finish in Utah State history as the Aggies took ninth at the AIAW National Championships with a score of 137.450. Kris Stano earned All-American honors as she placed fourth on floor, the highest finish ever by an Aggie at the national championships. She was 11th in the all-around, narrowly missing a second All-American honor by one place.

	vs. Air Force	W		131.650	
	vs. Adams State	W		120.900	
2/27	@ Utah	L	140.950	148.200	
	vs. Minnesota	W		135.100	
3/6	@ Boise State	W	138.250	131.450	
	vs. Seattle Pacific	W		126.800	
3/15	@ Nebraska	L	139.450	139.700	
3/28	at AIAW Regionals (3rd)				
	vs. Utah	L	142.400	149.350	
	vs. BYU	L		144.450	
	@ New Mexico	W		138.850	
	vs. Northern Colo.	W		138.000	
	vs. UTEP	W		128.000	
4/10	at AIAW Nationals (14th)				
	@ Utah	L	132.750	145.650	
	vs. UCLA	L		144.100	
	vs. CS Fullerton	L		141.950	
	vs. Penn State	L		141.800	
	vs. Arizona State	L		141.600	
	vs. Florida	L		141.350	
	vs. Oregon State	L		141.150	
	vs. Oklahoma State	L		138.450	
	vs. USC	L		137.000	
	vs. BYU	L		136.000	
	vs. LSU	L		135.450	
	vs. Pittsburgh	L		135.400	
	vs. Louisville	L		134.000	
	vs. Ohio State	W		132.300	
	vs. Missouri	W		130.000	

1982
(Overall Record: 17-13; Dual Meet Record: 8-3)

Date	Meet	W/L/T	USU	Opponent
12/15	Australian Nat'l Team	W	141.700	141.250
1/6	W. Aussie St. Team	W	133.950	132.500
1/18	Nebraska	W	142.850	142.650
1/25	Oral Roberts	W	143.650	140.250
1/30	@ Washington	L	137.600	138.000
2/8	Utah State Invitational (2nd)			
	BYU	L	142.500	145.100
	Northern Colorado	W		134.900
	Montana State	W		133.800
2/14	@ Oklahoma State	W	139.900	139.800
2/16	@ Oral Roberts	W	143.450	138.400
2/19	@ Boise State	W	141.900	134.450
	vs. Seattle Pacific	W		133.450
	vs. Montana	W		122.550
2/22	San Diego State	W	145.750	143.400
3/5	Oklahoma State	W	140.050	136.700
3/6	Penn State	L	139.800	144.400
3/12	@ BYU	L	138.950	143.650
3/20	at AIAW Regionals (2nd)			
	@ BYU	L	142.200	144.000
	vs. Northern Colo.	W		143.650
4/2	at AIAW Nationals (9th)			
	vs. Florida	L	137.450	143.900

	vs. Alabama	L		142.850	
	vs. West Virginia	L		141.400	
	vs. Georgia	L		141.300	
	vs. Ohio State	L		141.050	
	vs. BYU	L		140.850	
	vs. Minnesota	L		140.650	
	vs. Oklahoma State	L		138.500	
	vs. Oral Roberts	W		136.950	
	vs. Washington St.	W		134.400	
	vs. Southern Illinois	W		133.250	

1983
(Overall Record: 14-10; Dual Meet Record: 7-6)

Date	Meet	W/L/T	USU	Opponent
1/4	BYU	W	170.750	170.250
1/13	@ Northern Colo.	W	170.400	163.150
1/15	@ Denver	L	174.250	175.600
	vs. Missouri	W		167.300
1/17	@ Utah	L	170.300	181.750
1/21	@ Penn State	W	171.300	169.300
1/22	@ Clarion	W	158.300	93.450
1/24	@ Minnesota	L	175.000	177.450
1/31	Montana State	W	177.150	153.150
2/7	Boise State	W	175.450	164.000
2/11	Oregon State	L	178.350	181.750
2/12	UCLA	L	180.500	181.500
2/14	Coca-Cola Classic (1st)			
	Washington	W	178.250	173.750
	Washington State	W		170.350
	Southern Utah	W		147.600
2/18	@ Montana State	W	168.200	157.650
2/28	Denver	L	174.550	179.050
3/9	Utah	L	178.550	186.900
3/26	NCAA Regionals (4th)			
	Arizona State	L	174.350	186.900
	Utah	L		185.550
	BYU	L		175.550
	Arizona	W		169.850
	Boise State	W		166.300
	New Mexico	W		132.450

1984
(Overall Record: 9-17; Dual Meet Record: 4-5)

Date	Meet	W/L/T	USU	Opponent
1/16	Boise State	W	176.200	169.550
1/23	Denver	W	178.050	175.600
1/26	@ Washington	L	174.000	182.350
1/28	@ Oregon State	L	177.150	180.950
	vs. UCA	L		180.650
1/31	Coca-Cola Classic (1st)			
	BYU	W	179.000	175.600
	Northern Colorado	W		166.550
2/6	@ Utah	L	180.250	190.900
	vs. Minnesota	W		178.050
2/11	@ Boise State	W	172.600	170.600

2/13	Montana	W	172.150	166.000
2/18	at UCLA Invitational (3rd)			
	@ UCLA	L	174.550	187.350
	vs. Arizona State	L		182.000
	vs. USC	W		174.400
	vs. CS Northridge	W		164.850
2/27	@ Denver	L	172.600	178.000
3/6	New Mexico	L	174.800	178.550
3/8	Utah	L	179.200	186.750
	Penn State	L		180.800
3/10	Florida	L	179.450	185.400
3/13	@ BYU	L	174.850	179.300
3/24	at NCAA Regionals (6th)			
	@ Utah	L	168.850	187.300
	vs. Arizona State	L		184.700
	vs. Arizona	L		181.100
	vs. Minnesota	L		176.300
	vs. Oklahoma	L		176.100

1985
(Overall Record: 11-14-1; Dual Meet Record: 3-6)

Date	Meet	W/L/T	USU	Opponent
1/5	@ Boise State	W	174.650	169.700
1/12	vs. Arizona	L	170.850	181.500
	vs. Seattle Pacific	W		169.050
	@ Montana	W		167.450
1/14	Denver	W	177.500	175.150
	Boise State	W		169.050
1/21	Montana	W	176.400	169.700
1/29	Coca-Cola Classic (1st)			
	Washington State	W	175.050	170.850
	Southern Utah	W		150.150
2/2	@ BYU	L	175.300	178.000
2/9	@ Utah	L	176.400	189.700
2/16	@ Denver	L	175.700	177.250
2/22	at Shanico Invite (T-5th)			
	@ Oregon State	L	174.000	185.850
	vs. Washington	L		181.400
	vs. Stanford	L		179.000
	vs. New Mexico	L		178.250
	vs. San Diego State	T		174.000
2/25	Washington State	W	179.100	177.650
3/2	vs. Stanford	L	175.200	176.750
	@ San Diego State	L		175.750
	vs. Long Beach State	W		170.800
3/4	Oregon State	L	180.450	183.300
3/5	Utah	L	180.950	186.700
3/10	@ California	L	178.950	180.750
	vs. Long Beach State	W		174.600
3/15	BYU	L	181.600	181.600

1986
(Overall Record: 24-11; Dual Meet Record: 5-2)

Date	Meet	W/L/T	USU	Opponent
1/11	@ Southern Utah	W	175.800	147.550
	vs. Cal Poly Pomona	W		143.000
1/13	Wisconsin	W	178.850	167.450
1/25	California	W	178.450	178.150
1/31	@ Washington State	W	175.500	172.550
	vs. Montana	W		169.750
	vs. Spokane College	W		160.250
2/3	@ Oregon State	L	182.050	182.750
2/7	at Cactus Classic (4th)			
	@ Arizona	L	176.850	183.550
	vs. Oklahoma	L		177.450
	vs. BYU	L		177.350
	vs. Denver	W		175.100
	vs. USC	W		149.700
2/15	vs. Arizona	W	184.700	183.700
	@ New Mexico	W		182.300
2/17	USU Invitational (1st)			
	Boise State	W	184.050	174.100
	Seattle Pacific	W		173.500
	Montana State	W		169.500
3/3	BYU	W	184.750	176.750
3/4	@ Utah	L	184.050	188.750
3/10	Coca-Cola Classic (2nd)			
	Utah	L	183.850	186.250
	Long Beach State	W		170.500
	Washington State	W		138.350
3/15	vs. Minnesota	W	181.200	180.950
	@ BYU	W		177.650
3/22	at HCAC Champ. (2nd)			
	@ Utah	L	181.150	186.850



	vs. BYU	W	177.750	
	vs. New Mexico	W	171.600	
3/27	@ Oklahoma State	W	184.000	182.200
3/29	@ Oklahoma	W	182.550	182.150
4/5	at NCAA Regionals (5th)			
	@ Utah	L	182.750	187.750
	vs. Arizona State	L	187.700	
	vs. Arizona	L	184.850	
	vs. Oklahoma	L	184.100	
	vs. Nebraska	W	181.600	

1987
(Overall Record: 15-11; Dual Meet Record: 4-2)

Date	Meet	W/L/T	USU	Opponent
1/19	Minnesota	W	184.750	178.850
1/26	@ Utah	L	184.700	189.000
	vs. Washington	W		182.650
1/30	at Cactus Classic (2nd)			
	@ Arizona	L	181.700	185.150
	vs. Minnesota	W		178.850
	vs. Denver	W		177.600
	vs. BYU	W		175.450
	vs. Kentucky	W		174.700
2/7	@ Montana State	W	178.900	171.300
2/20	@ BYU	W	182.700	177.200
2/23	Montana State	W	182.050	171.850
	Southern Utah	W		153.150
3/9	New Mexico	W	186.150	184.100
3/11	Oklahoma	L	186.100	186.250
3/16	Coca-Cola Classic (1st)			
	BYU	W	186.700	177.150
	Alaska-Anchorage	W		97.400
3/23	Michigan State	L	185.650	185.800
3/28	at HCAC Champ. (3rd)			
	@ Utah	L	184.850	187.405
	vs. New Mexico	L		185.400
	vs. BYU	W		178.550
4/11	at NCAA Regionals (6th)			
	@ Arizona State	L	182.600	189.000
	vs. Utah	L		188.600
	vs. Arizona	L		187.250
	vs. Nebraska	L		185.150
	vs. Oklahoma	L		184.600
	vs. New Mexico	W		180.700

1988
(Overall Record: 17-13; Dual Meet Record: 6-2)

Date	Meet	W/L/T	USU	Opponent
1/9	@ Washington	L	176.700	178.200
1/11	Southern Utah	W	180.650	141.450
1/16	vs. Arizona	L	181.950	182.700
	@ BYU	W		176.850
	vs. Minnesota	W		174.000
1/25	Washington	W	182.200	176.150
1/29	vs. Utah	L	180.650	185.600
	@ Arizona State	L		185.250
	vs. Washington	L		182.350
2/6	@ Boise State	W	179.550	179.150
	vs. Alaska	W		138.100
2/8	Denver	W	184.600	180.500
2/19	@ BYU	W	184.200	180.050
2/22	@ Utah	L	185.600	190.550
	vs. CS Fullerton	W		185.450
	vs. Nebraska	W		185.200
2/26	@ Michigan State	L	182.750	184.350
2/29	Oregon State	L	187.050	188.900
	Boise State	W		179.350
3/7	BYU	W	187.350	182.450
3/26	HCAC Championships (2nd)			
	Utah	L	186.400	190.900
	BYU	W		185.000
	New Mexico	W		184.500
4/4	Stanford	W	187.450	184.900
4/9	at NCAA Regionals (5th)			
	vs. Utah	L	184.800	190.200
	vs. Arizona State	L		187.100
	vs. Nebraska	L		187.050
	vs. Arizona	L		186.450
	@ Oklahoma	W		184.550
	vs. Houston Baptist	W		182.350

1989
(Overall Record: 12-17; Dual Meet Record: 3-5)

Date	Meet	W/L/T	USU	Opponent
1/16	@ Utah	L	181.450	187.600
	vs. Iowa	W		178.750
1/27	@ Denver	L	182.850	183.350
2/6	BYU	W	184.600	184.500
2/13	Denver	W	185.300	182.400
	Houston Baptist	W		182.150
	Southern Utah	W		158.650
2/18	@ Oregon State	L	183.500	188.700
2/20	Georgia	L	187.400	190.500
2/25	at Cardinal Invitational (3rd)			
	vs. Arizona	L	187.500	190.700
	@ Stanford	L		188.100
	vs. Michigan	W		184.100
3/4	Utah	L	188.900	191.600
3/6	Missouri	W	188.100	181.500
3/11	@ New Mexico	L	184.500	188.400
	vs. Houston Baptist	L		185.550
3/18	at HCAC Championships (3rd)			
	vs. Utah	L	186.600	191.800
	@ BYU	L		188.800
	vs. Boise State	W		186.150
	vs. New Mexico	W		184.500
	vs. Denver	W		181.600
3/20	New Mexico	W	188.500	185.700
3/25	@ BYU	L	188.500	190.550
4/1	at NCAA Regionals (6th)			
	@ Utah	L	188.300	192.800
	vs. Nebraska	L		192.400
	vs. Arizona State	L		190.000
	vs. Oklahoma	L		190.000
	vs. Arizona	L		188.900
	vs. BYU	W		187.000

1990
(Overall Record: 18-10-1; Dual Meet Record: 10-2-1)

Date	Meet	W/L/T	USU	Opponent
1/15	@ Southern Utah	W	181.950	174.400
1/19	@ Utah	L	184.550	191.950
1/22	Southern Utah	W	182.950	175.350
1/29	Boise State	W	186.250	184.650
2/2	@ Wisconsin	W	187.450	184.500
2/4	@ Minnesota	W	186.500	186.000
2/12	BYU	W	188.700	187.700
2/19	@ Boise State	W	185.350	184.600
3/3	at Georgia Invitational (2nd)			
	@ Georgia	L	186.900	191.750
	vs. Kentucky	W		185.400
	vs. BYU	W		185.200
	vs. West Virginia	W		184.050
	vs. North Carolina	W		177.500
3/9	@ BYU	T	188.150	188.150
3/12	Rhode Island	W	188.700	179.900
3/17	Utah	L	189.050	191.450
3/19	New Hampshire	W	188.800	186.500
3/24	at HCAC Championships (3rd)			
	@ Utah	L	188.850	194.500

	vs. BYU	L	188.900	
	vs. New Mexico	W	188.000	
	vs. Denver	W	186.500	
	vs. Boise State	W	184.550	
3/26	New Mexico	W	192.600	186.000
4/7	at NCAA Regionals (6th)			
	@ Utah	L	187.550	194.950
	vs. Nebraska	L		191.225
	vs. Arizona	L		188.775
	vs. Oklahoma	L		187.825
	vs. Arizona State	L		187.800
	vs. BYU	W		185.350

1991
(Overall Record: 14-22; Dual Meet Record: 6-5)

Date	Meet	W/L/T	USU	Opponent
1/11	Oregon State	L	186.000	190.100
1/20	at Missouri Invitational (2nd)			
	@ Missouri	L	186.250	188.200
	vs. Michigan	W		184.750
	vs. Iowa	W		184.350
1/26	@ Southern Utah	W	189.300	181.350
2/2	@ Utah	L	190.600	195.600
2/4	Southern Utah	W	188.750	182.550
2/11	Boise State	W	192.000	183.800
2/15	at ASU Southwest Cup (2nd)			
	@ Arizona State	L	187.350	188.900
	vs. Michigan	W		184.750
	vs. Iowa	W		184.350
2/20	Utah	L	190.800	192.400
2/24	@ New Mexico	W	191.400	184.950
3/2	@ Boise State	W	188.900	187.700
	vs. Washington	W		187.500
3/5	BYU	L	191.000	191.200
3/7	@ BYU	L	191.950	194.050
3/11	New Mexico	W	189.250	182.300
3/23	Arizona State	W	192.350	190.450
4/6	at NCAA Regionals (5th)			
	vs. Utah	L	190.575	194.625
	@ Arizona	L		191.925
	vs. BYU	L		191.100
	vs. Arizona State	L		190.750
	vs. Nebraska	W		188.275
	vs. Oklahoma	W		188.125
4/9	at NCAA Nationals (12th)			
	@ Alabama	L	185.950	195.125
	vs. Utah	L		194.375
	vs. Georgia	L		193.375
	vs. Oregon State	L		192.350
	vs. Penn State	L		190.950
	vs. Florida	L		189.700
	vs. LSU	L		188.600
	vs. BYU	L		187.700
	vs. Arizona State	L		187.650
	vs. Auburn	L		187.650
	vs. Arizona	L		187.475



The 1991 squad is the only team to qualify for the NCAA National Championships, placing 12th with a score of 185.950.



ALL-TIME RESULTS

1992

(Overall Record: 16-15; Dual Meet Record: 4-3)

Date	Meet	W/L/T	USU	Opponent
1/20	@ Utah	L	185.550	194.000
	vs. BYU	L		187.550
	vs. Southern Utah	W		184.000
1/27	Stanford	W	189.300	187.050
2/7	@ Utah	L	188.600	195.750
2/10	BYU	W	190.600	189.700
2/14	Oklahoma	W	190.500	186.400
2/21	@ Arizona State	L	189.250	192.600
	vs. Washington	W		185.850
	vs. Boise State	W		184.250
2/24	Utah	L	190.650	195.650
3/2	@ Southern Utah	W	191.700	187.500
3/6	@ Oregon State	L	187.100	194.400
	vs. Arizona State	L		191.800
	vs. Washington	W		184.450
3/14	@ BYU	L	191.900	194.300
	vs. Southern Utah	W		188.850
	vs. Boise State	W		185.950
3/16	Nebraska	L	189.950	190.000
	Southern Utah	W		187.800
	Boise State	W		185.950
3/21	@ Oklahoma	L	191.550	192.750
3/28	Big West Championships (1st)			
	Cal State Fullerton	W	192.700	191.000
	UC Santa Barbara	W		189.750
	San José State	W		170.600
4/6	at NCAA Regionals (6th)			
	@ Utah	L	189.350	197.075
	vs. Arizona	L		194.100
	vs. Arizona State	L		191.950
	vs. BYU	L		191.900
	vs. Nebraska	L		191.225
	vs. Oklahoma	W		188.700

1993

(Overall Record: 14-14; Dual Meet Record: 4-4)

Date	Meet	W/L/T	USU	Opponent
1/9	@ Denver	W	188.850	185.800
1/18	@ Utah	L	188.450	196.950
	vs. BYU	W		187.950
	vs. Southern Utah	W		186.300
1/22	Arizona State	L	189.700	190.050
2/4	@ Boise State	L	190.450	191.550
2/8	@ Utah	L	187.800	196.300
	vs. Iowa State	W		183.400
2/12	Oregon State	W	190.600	189.000
2/15	@ Southern Utah	W	190.950	189.950
2/22	Michigan	L	191.150	192.250
	BYU	L		191.200
2/26	Cal State Fullerton	W	190.850	189.350
3/1	Utah	L	191.400	195.850
3/8	Southern Utah	L	191.650	191.800
	Boise State	W		190.650
	Denver	W		185.900
3/12	@ BYU	L	189.650	193.600
3/20	at Big West Championships (2nd)			
	@ Cal State Fullerton	L	189.500	191.700
	vs. UC Santa Barbara	W		185.800
	vs. Sacramento State	W		183.950
	vs. San José State	W		182.450
4/3	NCAA Regionals (5th)			
	Utah	L	189.850	196.980
	Arizona	L		193.980
	Arizona State	L		193.200
	BYU	L		192.800
	Oklahoma	W		187.900
	Nebraska	W		187.575

1994

(Overall Record: 15-11; Dual Meet Record: 7-3)

Date	Meet	W/L/T	USU	Opponent
1/10	Kentucky	W	183.675	175.200
1/21	@ Washington	L	186.400	187.100
	vs. Boise State	W		184.875
	vs. Alaska-Anchorage	W		169.875
1/27	@ Denver	W	188.675	184.175
	vs. Oklahoma	W		184.350
	vs. Air Force	W		181.025
1/31	Boise State	W	189.050	184.475
2/7	@ Utah	L	190.050	194.675
2/11	@ Boise State	W	192.125	188.225

2/14	Washington	W	191.400	188.950
2/25	@ BYU	L	190.175	193.350
2/28	Southern Utah	W	190.350	184.775
3/7	BYU	W	193.750	192.975
3/12	Utah	L	192.800	194.200
3/21	@ Southern Utah	W	188.050	185.875
3/27	at Big West Championships (2nd)			
	vs. Cal State Fullerton	L	190.450	190.500
	vs. UC Santa Barbara	W		189.050
	vs. Sacramento State	W		185.075
	@ San José State	W		180.050
4/9	at NCAA Regionals (7th)			
	vs. Utah	L	188.450	194.100
	vs. BYU	L		192.875
	@ Arizona State	L		191.875
	vs. Nebraska	L		190.100
	vs. Arizona	L		190.050
	vs. Oklahoma	L		189.800

1995

(Overall Record: 11-14; Dual Meet Record: 6-2)

Date	Meet	W/L/T	USU	Opponent
1/15	@ Nebraska	L	188.400	190.275
1/23	Denver	W	188.850	182.500
1/27	@ Oregon State	L	184.850	192.525
	vs. Seattle Pacific	W		177.050
2/6	@ Utah	L	190.100	196.300
	vs. Minnesota	L		190.650
	vs. Southern Utah	L		190.300
2/17	@ Boise State	W	192.275	190.875
2/25	BYU	W	192.450	189.350
2/27	Boise State	W	190.400	187.975
3/4	@ BYU	L	190.475	192.625
	vs. Stanford	L		192.225
3/6	Southern Utah	W	193.950	192.775
3/11	Utah	L	193.925	197.175
3/20	@ Southern Utah	W	193.950	192.275
3/25	at Big West Championships (2nd)			
	vs. Cal State Fullerton	L	190.550	191.375
	vs. Boise State	W		190.400
	@ UC Santa Barbara	W		189.675
	vs. San José State	W		183.900
4/8	at NCAA Regionals (6th)			
	vs. Utah	L	191.950	196.625
	@ Nebraska	L		194.725
	vs. BYU	L		194.050
	vs. Arizona State	L		193.250
	vs. Arizona	L		192.875
	vs. Oklahoma	W		191.050

1996

(Overall Record: 12-14; Dual Meet Record: 3-4)

Date	Meet	W/L/T	USU	Opponent
1/19	Utah	L	188.050	192.350
1/29	Boise State	W	192.650	189.600
2/1	BYU	L	193.275	193.825
2/5	@ Southern Utah	W	193.275	192.775
2/16	@ Arizona State	L	190.775	195.850
	vs. Nebraska	L		193.925
	vs. California	L		191.400

2/19	Southern Utah	W	193.425	193.250
	Auburn	W		191.450
2/23	@ Utah	L	192.800	196.100
3/1	vs. Arizona	L	192.600	195.075
	@ BYU	L		194.625
3/4	West Virginia	W	192.025	191.225
	UC Davis	W		185.125
3/9	@ Denver	L	192.100	192.775
3/23	@ Boise State	W	194.150	193.300
3/30	Big West Championships (1st)			
	Boise State	W	193.650	191.925
	Cal State Fullerton	W		191.775
	San José State	W		191.525
	UC Santa Barbara	W		190.800
4/13	at NCAA Regionals (6th)			
	@ Utah	L	193.050	196.675
	vs. Arizona	L		195.750
	vs. Nebraska	L		195.300
	vs. BYU	L		194.925
	vs. Arizona State	L		194.075
	vs. Denver	W		191.950

1997

(Overall Record: 10-11; Dual Meet Record: 5-5)

Date	Meet	W/L/T	USU	Opponent
1/18	@ Boise State	W	193.000	189.550
1/24	Utah	L	193.625	196.750
1/31	Minnesota	W	193.825	193.650
2/8	@ BYU	L	192.500	193.750
2/17	@ Utah	L	192.750	196.925
2/21	Boise State	W	195.475	193.625
	Texas Woman's	W		187.950
2/24	@ Southern Utah	W	194.750	194.475
3/1	@ Texas Woman's	W	197.225	194.000
3/7	BYU	L	194.600	195.600
3/10	Southern Utah	W	196.025	193.775
3/15	@ Michigan	L	195.550	196.800
3/22	at Big West Championships (2nd)			
	vs. Boise State	L	194.075	194.300
	vs. UC Santa Barbara	W		193.575
	@ Cal State Fullerton	W		191.025
4/5	at NCAA Regionals (6th)			
	@ Utah	L	193.675	195.700
	vs. Arizona State	L		195.225
	vs. Nebraska	L		195.150
	vs. BYU	L		194.025
	vs. Arizona	L		193.875
	vs. Denver	W		192.525

1998

(Overall Record: 8-17; Dual Meet Record: 2-8)

Date	Meet	W/L/T	USU	Opponent
1/17	@ Boise State	W	190.650	190.200
1/23	@ Washington	L	187.125	191.250
	vs. California	W		186.650
	vs. Sacramento State	W		178.825
1/30	BYU	L	193.125	194.175
2/2	Utah	L	193.400	195.950
2/7	@ Minnesota	L	189.875	194.000
2/13	UC Santa Barbara	W	194.100	184.450



The 1997 team recorded the top score in school history on vault with a 49.325 on March 1 at Texas Woman's. That squad is also tied for the fifth-highest vault scores in program history with a 49.175 (March 15 at Michigan).



2/20	Boise State	L	193.425	194.450
2/23	@ Southern Utah	L	192.200	192.875
2/27	@ Utah	L	192.775	196.175
3/2	@ BYU	L	191.575	194.775
3/6	Washington	L	191.725	194.775
	Auburn	L		192.200
	Southern Utah	W		189.400
3/14	@ Alabama	L	193.500	196.950
3/21	at Big West Championships (1st)			
	@ Boise State	W	194.525	194.275
	vs. Cal State Fullerton	W		187.050
	vs. UC Santa Barbara	W		186.475
4/4	at NCAA Regionals (7th)			
	vs. Utah	L	191.175	195.575
	vs. BYU	L		195.500
	@ Arizona State	L		195.025
	vs. Arizona	L		194.750
	vs. Nebraska	L		194.275
	vs. Oklahoma	L		193.125

1999

(Overall Record: 17-5; Dual Meet Record: 7-1)

Date	Meet	W/L/T	USU	Opponent
1/22	Southern Utah	W	191.025	189.700
	Sacramento State	W		187.125
1/29	California	W	192.950	180.425
2/6	@ Boise State	W	193.125	192.700
	vs. Washington	W		192.550
2/12	@ Southern Utah	W	193.950	191.950
2/19	@ BYU	W	193.925	193.200
2/21	@ UC Santa Barbara	W	190.850	186.175
2/26	Utah	L	195.675	197.625
	Boise State	W		194.200
3/2	BYU	W	195.475	193.975
3/6	Southern Utah	W	194.275	193.475
3/13	Alabama	L	195.575	196.850
3/20	@ Auburn	W	193.925	193.225
3/27	at Big West Championships (2nd)			
	vs. Boise State	L	195.200	195.475
	@ Cal State Fullerton	W		192.325
	vs. UC Santa Barbara	W		187.925
4/10	NCAA Regionals (3rd)		194.575	
	Georgia	L		197.375
	Florida	L		195.225
	Denver	W		194.200
	Minnesota	W		194.200
	Iowa State	W		194.175

2000

(Overall Record: 12-13; Dual Meet Record: 5-4)

Date	Meet	W/L/T	USU	Opponent
1/14	@ Utah	L	190.375	195.650
1/26	Boise State	W	191.625	190.100
2/4	@ Sacramento State	L	190.450	190.475
2/7	Utah	L	193.175	197.075
2/11	BYU	W	195.550	195.450
2/14	@ Southern Utah	W	194.575	193.300
2/18	Denver	L	194.525	194.975
	Southern Utah	W		193.575
	UC Santa Barbara	W		190.600
2/24	@ BYU	L	194.250	195.600
2/27	@ Nebraska	L	192.750	196.775
	vs. West Virginia	L		195.475
	vs. Southern Utah	L		193.075
3/3	Texas Woman's	W	195.325	189.775
3/7	@ Boise State	W	194.725	194.650
3/12	vs. Missouri	W	195.900	195.050
	@ Texas Woman's	W		193.000
3/18	Big West Championships (2nd)			
	Boise State	L	194.250	196.225
	Cal State Fullerton	W		194.200
	UC Santa Barbara	W		191.550
4/1	at NCAA Regionals (5th)			
	vs. Utah	L	192.950	196.325
	vs. West Virginia	L		195.475
	vs. Denver	L		195.450
	@ Minnesota	L		194.750
	vs. Southern Utah	W		191.800

2001

(Overall Record: 10-14; Dual Meet Record: 4-5)

Date	Meet	W/L/T	USU	Opponent
1/15	@ Boise State	L	188.800	192.225
1/21	vs. Oklahoma	L	193.850	195.300



Christy Denson shares the school record on two events. She recorded a 9.975 on floor on Feb. 26, 1999, in a tri-meet against Boise State and Utah. The following season, she scored another 9.975, this time on bars, at the Big West Conference Championships on March 18. Since then, Amber Jamison notched a 9.975 on bars and Madi Ward-Sessions scored a 9.975 on floor.

	@ California	L		195.175
	vs. Arizona	W		193.350
1/26	Boise State	W	194.075	193.600
2/2	Southern Utah	W	194.350	194.025
2/6	@ Utah	L	194.325	197.125
2/10	@ Denver	L	194.900	195.900
2/17	Missouri	W	193.900	193.025
2/26	San José State	L	193.750	193.975
3/4	@ UCLA	L	192.225	197.700
	vs. California	L		195.025
	vs. UC Santa Barbara	W		188.575
3/9	BYU	W	196.025	195.500
3/12	@ Southern Utah	L	194.300	195.300
3/16	@ BYU	L	195.750	197.325
3/24	at Big West Championships (1st)			
	vs. Cal State Fullerton	W	195.675	194.850
	vs. Boise State	W		194.250
	@ UC Santa Barbara	W		193.575
4/7	at NCAA Regionals (5th)			
	@ Utah	L	191.200	194.075
	vs. Denver	L		193.900
	vs. Iowa State	L		193.375
	vs. West Virginia	L		192.400
	vs. Air Force	W		190.200

2002

(Overall Record: 7-20; Dual Meet Record: 2-6)

Date	Meet	W/L/T	USU	Opponent
1/4	Cal State Fullerton	W	192.750	191.375
1/11	@ Arizona State	L	191.700	193.350
1/26	@ San José State	L	191.475	192.425
	vs. UC Davis	W		190.875
	vs. Alaska	W		184.300
2/1	@ Boise State	L	192.550	192.775
2/6	BYU	L	191.925	195.425
2/15	Utah	L	193.600	196.350
2/22	@ BYU	L	192.850	195.775
	vs. Boise State	L		193.250
2/27	Boise State	W	193.400	193.350
3/2	vs. Denver	L	191.700	195.675
	@ Missouri	L		194.775
	vs. Illinois State	L		193.000
3/8	Arizona State	L	195.425	196.100
	Southern Utah	W		195.275
3/13	@ Southern Utah	L	194.850	196.000

3/15	@ Cal State Fullerton	L	192.825	195.000
3/22	WGC Championships (3rd)			
	Denver	L	195.550	195.825
	Southern Utah	L		195.575
	Boise State	W		194.900
	Cal State Fullerton	W		193.250
4/6	at NCAA Regionals (6th)			
	vs. Georgia	L	193.400	196.125
	vs. Stanford	L		196.125
	@ Denver	L		196.000
	vs. Missouri	L		195.000
	vs. Air Force	L		193.775

2003

(Overall Record: 9-13; Dual Meet Record: 3-4)

Date	Meet	W/L/T	USU	Opponent
1/12	@ Cal State Fullerton	L	192.050	193.875
	vs. Illinois-Chicago	W		191.700
1/19	@ Oklahoma	L	192.875	195.950
	vs. Boise State	W		191.475
1/24	Boise State	W	195.350	193.675
2/7	Utah	L	196.150	197.825
2/10	@ Southern Utah	L	195.150	195.550
2/14	@ N.C. State	L	194.350	195.575
	vs. William & Mary	W		193.175
	vs. Rhode Island	W		190.825
2/21	BYU	W	195.975	195.675
2/28	Ohio State	L	195.275	196.375
3/7	vs. Southern Utah	L	195.225	195.875
	@ BYU	L		195.425
	vs. Central Michigan	L		195.250
3/10	Southern Utah	W	195.850	195.375
	Central Michigan	W		195.075
3/14	N.C. State	W	196.675	195.775
3/22	@ Ohio State	L	195.100	196.925
3/29	at WGC Championships (4th)			
	vs. Boise State	L	194.350	195.650
	vs. Cal State Fullerton	L		195.600
	@ Southern Utah	L		195.375

2004

(Overall Record: 9-12; Dual Meet Record: 3-6)

Date	Meet	W/L/T	USU	Opponent
1/17	at Rocky Mtn. Open (2nd)			
	vs. San José State	L	192.800	193.875
	@ Air Force	W		191.650
	vs. Texas Woman's	W		191.325
	vs. Wis.-Eau Claire	W		185.525
1/23	@ California	L	194.150	195.950
	vs. Arizona State	L		194.250
	vs. San José State	W		193.875
1/30	@ Boise State	L	194.100	195.700
2/6	Southern Utah	W	196.000	195.700
2/13	@ BYU	L	195.250	196.425
2/16	@ Southern Utah	W	196.000	195.225
2/20	Missouri	L	195.350	196.350
	Boise State	W		194.050
2/27	@ Utah	L	195.475	198.050
3/5	California	L	195.350	195.825
3/8	Cal State Fullerton	W	195.925	195.700
3/12	BYU	L	196.225	198.025
3/15	Denver	L	195.450	197.100
3/19	at WGC Championships (3rd)			
	@ Boise State	L	194.300	196.675
	vs. Southern Utah	L		194.500
	vs. Cal State Fullerton	W		194.100

2005

(Overall Record: 8-13; Dual Meet Record: 5-6)

Date	Meet	W/L/T	USU	Opponent
1/14	Utah	L	193.850	195.675
1/16	@ Central Michigan	L	191.850	194.050
2/1	BYU	L	190.600	194.125
2/8	@ Southern Utah	L	192.625	193.900
2/11	Denver	W	194.925	194.875
2/18	@ Boise State	W	194.550	193.400
2/25	Boise State	W	195.450	194.200
3/1	@ Texas Woman's	L	195.900	195.950
3/7	California	W	195.325	192.350
3/10	@ BYU	L	195.100	196.425
3/14	Southern Utah	W	195.825	194.700
3/19	vs. Kentucky	L	194.550	195.375
	@ Denver	L		195.250
3/25	at WGC Championships (1st)			



ALL-TIME RESULTS

	vs. Southern Utah	W	195.150	194.350
	vs. Boise State	W		193.700
	@ Cal State Fullerton	W		193.550
4/9	at NCAA Regionals (6th)			
	@ Alabama	L	192.375	196.675
	vs. Iowa State	L		195.625
	vs. Auburn	L		194.800
	vs. Kentucky	L		193.325
	vs. Kent State	L		192.500

2006

(Overall Record: 7-17; Dual Meet Record: 0-7)

Date	Meet	W/L/T	USU	Opponent
1/8	vs. N.C. State	L	187.925	188.575
	vs. San José State	L		188.450
	@ Cal State Fullerton	L		187.975
1/15	vs. LSU	L	192.875	194.050
	@ Texas Woman's	W		190.475
	vs. Centenary	W		188.125
1/20	BYU	L	193.275	193.375
1/27	@ Utah	L	192.675	197.200
	vs. Southern Utah	L		193.175
2/2	@ BYU	L	192.550	193.520
2/10	Texas Woman's	W	193.350	191.125
	Washington	W		190.400
2/17	@ Boise State	L	192.225	193.525
	vs. Seattle Pacific	W		188.375
2/24	Sacramento State	L	192.175	193.750
3/3	@ Southern Utah	L	192.650	194.000
3/10	Boise State	L	193.300	194.425
3/13	Southern Utah	L	193.775	195.125
3/18	@ Minnesota	L	191.175	194.850
3/25	WAC Championships (4th)			
	Sacramento State	L	193.100	193.950
	Boise State	L		193.775
	Southern Utah	L		193.600
	San José State	W		192.800
	Cal State Fullerton	W		192.600

2007

(Overall Record: 11-15; Dual Meet Record: 4-5)

Date	Meet	W/L/T	USU	Opponent
1/7	@ Sacramento State	L	190.000	191.375
	vs. Wis.-La Crosse	W		185.100
1/12	@ Washington	L	191.400	193.000
1/22	BYU	L	193.800	195.475
1/25	@ San José State	W	194.225	193.025
	vs. Boise State	W		190.700
	vs. Seattle Pacific	W		189.875
2/1	Boise State	W	193.725	191.650
2/9	Utah	L	194.325	196.575
2/16	@ Southern Utah	L	192.275	194.575
2/23	Southern Utah	W	195.675	194.700
3/2	Alaska	W	194.525	186.750
3/9	vs. Oregon State	L	194.675	195.375
	@ BYU	L		195.125
3/17	Minnesota	L	193.800	195.200
3/23	@ Boise State	W	194.775	192.725
3/31	at WAC Championships (3rd)			
	vs. Sacramento State	L	195.175	195.275
	@ Southern Utah	L		195.225
	vs. San José State	W		193.750
	vs. Cal State Fullerton	W		193.625
	vs. Boise State	W		193.300
4/14	at NCAA Regionals (6th)			
	vs. Georgia	L	192.525	197.275
	@ Denver	L		195.825
	vs. Penn State	L		195.775
	vs. BYU	L		193.300
	vs. Minnesota	L		192.900



Jeff Richards
2008-2013

Jeff Richards took over the head coaching reins following the retirement of Ray Corn and led the Aggies for five seasons. He compiled an overall record of 18-85 and a regular-season mark of 12-67. He coached 11 different NCAA Regional Championships participants, including three-time qualifiers Lyndsie Boone (2009, '10, '11), Jackie Dillon (2009, '10, '11) and Paige Jones (2011, '12, '13).

2008

(Overall Record: 6-18; Dual Meet Record: 2-7)

Date	Meet	W/L/T	USU	Opponent
1/11	@ Boise State	L	187.925	192.625
1/18	Sacramento State	L	191.050	192.575
1/22	Boise State	L	192.400	195.700
1/27	@ Cal State Fullerton	W	191.700	191.600
2/4	@ Southern Utah	L	192.250	196.000
2/9	vs. Oklahoma	L	192.275	195.925
	@ Denver	L		195.700
	vs. Air Force	W		186.375
2/15	BYU	L	192.425	193.725
	New Hampshire	W		190.900
2/22	@ Utah	L	189.650	197.200
	vs. Southern Utah	L		193.100
2/29	Denver	L	192.300	195.250
3/7	San José State	W	194.450	194.125
3/10	@ BYU	L	194.250	196.300
3/14	vs. Kentucky	L	193.900	195.200
	@ Texas Woman's	L		194.200
	vs. Centenary	W		192.025
3/21	Southern Utah	L	193.150	195.075
3/29	at WAC Championships (5th)			
	@ Boise State	L	194.150	194.925
	vs. San José State	L		194.725
	vs. Southern Utah	L		194.575
	vs. Sacramento State	L		194.275
	vs. Cal State Fullerton	W		192.650

2009

(Overall Record: 1-19; Dual Meet Record: 1-9)

Date	Meet	W/L/T	USU	Opponent
1/10	@ Kentucky	L	187.150	191.100
1/16	Central Michigan	L	190.800	193.025
1/26	@ Southern Utah	L	191.925	194.750
1/30	@ Boise State	L	193.600	194.350
2/6	Cal State Fullerton	L	192.225	192.575
2/9	Utah	L	193.500	196.950
2/20	vs. San José State	L	191.375	194.850
	@ BYU	L		192.575
	vs. Boise State	L		191.950
2/27	vs. Boise State	L	190.250	195.325
	@ Sacramento State	L		192.050
3/6	Pittsburgh	L	192.675	194.550
3/8	@ San José State	L	191.150	194.150
3/13	BYU	W	193.825	191.975
3/16	Southern Utah	L	191.050	194.950
3/21	at WAC Championships (6th)			
	vs. Boise State	L	192.425	196.525
	@ Sacramento State	L		195.350
	vs. Southern Utah	L		195.175
	vs. San José State	L		194.875
	vs. Cal State Fullerton	L		192.975

2010

(Overall Record: 4-18; Dual Meet Record: 0-8)

Date	Meet	W/L/T	USU	Opponent
1/15	@ Central Michigan	L	187.275	192.275
1/17	at UNH Invitational (3rd)			
	@ New Hampshire	L	191.650	195.000
	vs. Ball State	L		192.850
	vs. Yale	W		186.525
1/22	@ Southern Utah	L	191.225	195.050
1/29	Boise State	L	191.125	191.625
2/5	vs. Denver	L	190.475	195.050
	@ BYU	L		194.975
2/12	@ Utah	L	178.250	196.225
2/15	Southern Utah	L	186.675	195.075
2/19	BYU	L	190.725	195.350
2/26	vs. UCLA	L	188.700	197.250
	@ Cal State Fullerton	L		191.750
3/5	@ Boise State	L	189.225	195.625
	vs. BYU	L		193.750

3/12	San José State	L	193.725	194.675
3/19	Sacramento State	L	192.050	194.650
3/27	at WAC Championships (3rd)			
	vs. Southern Utah	L	193.675	195.800
	vs. Boise State	L		195.700
	vs. San José State	W		193.600
	@ Cal State Fullerton	W		193.175
	vs. Sacramento State	W		192.650

2011

(Overall Record: 3-18; Dual Meet Record: 1-6)

Date	Meet	W/L/T	USU	Opponent
1/7	Southern Utah	L	192.800	193.475
1/14	BYU	L	192.000	193.075
	Arizona	L		192.725
1/21	@ San José State	L	191.350	194.700
	vs. Wis.-Eau Claire	W		181.675
1/29	@ BYU	L	191.900	194.925
	vs. Iowa State	L		194.925
	vs. Southern Utah	L		194.275
2/4	@ Southern Utah	L	192.125	194.000
2/11	@ Sacramento State	L	190.625	192.000
2/18	Boise State	L	193.600	196.250
2/25	Utah	L	193.150	196.550
2/27	@ Boise State	L	192.650	195.475
3/4	Cal State Fullerton	W	194.550	190.700
3/12	vs. Iowa	L	193.150	196.450
	@ Southern Utah	L		195.400
3/19	at WAC Championships (5th)			
	vs. Boise State	L	191.850	195.700
	vs. Southern Utah	L		194.825
	@ San José State	L		193.925
	vs. Sacramento State	L		193.550
	vs. Cal State Fullerton	W		191.650

2012

(Overall Record: 5-16; Dual Meet Record: 2-5)

Date	Meet	W/L/T	USU	Opponent
1/13	@ Utah	L	191.925	197.400
1/21	vs. Oklahoma	L	192.325	197.450
	@ Texas Woman's	L		192.425
	vs. Centenary	W		191.475
1/27	Southern Utah	L	194.050	194.525
	Boise State	W		193.525
2/3	Arizona State	L	192.575	194.600
2/10	San José State	L	194.875	194.950
2/17	Sacramento State	W	193.875	193.400
2/25	@ BYU	L	193.625	194.100
	vs. Southern Utah	L		193.925
3/2	@ Boise State	L	192.750	196.125
3/5	BYU	L	193.675	195.525
3/9	@ Southern Utah	W	194.200	193.700
3/16	@ Arizona	L	192.975	196.525
	vs. Bridgeport	L		193.525
	vs. Air Force	W		192.175
3/24	WAC Championships (5th)			
	Denver	L	194.775	196.350
	Sacramento State	L		195.675
	Southern Utah	L		195.025
	San José State	L		194.800

2013

(Overall Record: 5-14; Dual Meet Record: 1-6)

Date	Meet	W/L/T	USU	Opponent
1/12	@ BYU	L	189.425	194.075
1/18	@ Boise State	L	191.250	194.875
1/25	Southern Utah	L	192.875	194.025
	Hamline	W		181.975
2/1	@ Southern Utah	L	194.200	195.425
2/8	Air Force	W	193.575	193.200
2/15	@ San José State	L	193.225	194.550
	vs. Brown	W		189.900
2/23	@ Denver	L	192.150	195.800
	vs. Boise State	L		194.525
	vs. Rutgers	L		193.925
3/1	@ Sacramento State	L	193.400	193.800
3/4	BYU	L	192.900	195.025
3/15	Boise State	L	194.125	195.300
3/23	at WAC Championships (4th)			
	vs. Boise State	L	195.100	196.225
	vs. Denver	L		195.125
	vs. Sacramento State	L		195.500
	@ Southern Utah	W		194.925
	vs. San José State	W		194.700



Nadalie Walsh
2013-2017

Nadalie Walsh led the Aggies to the NCAA Regional Championships all four seasons she was at the helm of the program. She compiled a 38-63 overall record, including 32-34 in the regular season and 17-17 in dual meets. Under Walsh, the Aggies placed second at the 2017 MRGC Championships, the program's best finish at a conference championship meet since 2005, when USU captured the WAC crown.

2014

(Overall Record: 10-17; Dual Meet Record: 6-2)

Table with columns: Date, Meet, W/L/T, USU, Opponent. Rows include @ Iowa, @ Southern Utah, BYU, vs. Stanford, @ UC Davis, vs. San José State, @ Air Force, vs. Seattle Pacific, @ BYU, @ Oregon State, vs. Boise State, vs. Seattle Pacific, Denver, Sacramento State, San José State, Southern Utah, @ UCLA, vs. Bowling Green, at MRGC Championships (5th), vs. Denver, vs. Boise State, vs. Southern Utah, @ BYU, 4/5 at NCAA Regionals (6th), vs. Utah, vs. UCLA, @ Arkansas, vs. Arizona State, vs. UC Davis.

2015

(Overall Record: 11-15; Dual Meet Record: 4-4)

Table with columns: Date, Meet, W/L/T, USU, Opponent. Rows include Air Force, @ Denver, @ BYU, Boise State, UC Davis, Seattle Pacific, @ Boise State, Southern Utah, @ Southern Utah, vs. Denver, vs. Central Michigan, @ BYU, @ San José State, vs. Sacramento State, vs. Seattle Pacific, BYU, @ Sacramento State, at MRGC Championships (4th), vs. Boise State, vs. Southern Utah, @ Denver, vs. BYU, 4/4 at NCAA Regionals (5th), vs. Georgia, vs. Utah, @ California, vs. Boise State, vs. BYU.

2016

(Overall Record: 8-15; Dual Meet Record: 5-5)

Table with columns: Date, Meet, W/L/T, USU, Opponent. Rows include Centenary, Kent State, @ Southern Utah, Southern Utah, @ Denver.

Table with columns: Date, Meet, W/L/T, USU, Opponent. Rows include at Perfect 10 Challenge (4th), vs. Oklahoma, vs. Denver, vs. George Wash., @ BYU, Boise State, BYU, New Hampshire, @ Nebraska, @ Arkansas, @ Illinois-Chicago, at MRGC Championships (4th), @ Boise State, vs. Southern Utah, vs. BYU, 4/2 at NCAA Regionals (5th), @ Utah, vs. UCLA, vs. Washington, vs. Illinois, vs. Southern Utah.

2017

(Overall Record: 9-16; Dual Meet Record: 2-6)

Table with columns: Date, Meet, W/L/T, USU, Opponent. Rows include @ Arizona, vs. Texas Woman's, 1/13 North Carolina State, Bowling Green, @ BYU, @ New Hampshire, 2/3 BYU, 2/10 @ Southern Utah, 2/17 Boise State, 2/20 @ UCLA, vs. Bridgeport, 2/25 at Masters Classic (3rd), @ Nebraska, vs. California, vs. SE Missouri, @ Boise State, 3/5 @ San José State, 3/10 Southern Utah, 3/18 MRGC Championships (2nd), Boise State, Southern Utah, BYU, 4/1 at NCAA Regionals (6th), vs. Oklahoma, @ Washington, vs. Kentucky, vs. Stanford, vs. BYU.



Amy Smith
2017-2022

Amy Smith, the 2020 Mountain Rim Gymnastics Conference Coach of the Year, led Utah State to its first-ever MRGC title in 2022. In her five years at the helm, she coached a pair of WCGA second-team regular-season All-Americans on floor in Madison Ward-Sessions (2019) and Brie Clark (2022). She also finished with two winning seasons in her five years at the helm of the Aggies.

2018

(Overall Record: 9-11; Dual Meet Record: 2-5)

Table with columns: Date, Meet, W/L/T, USU, Opponent. Rows include @ Bowling Green, San José State, Sacramento State, @ Denver, 2/2 Boise State, 2/9 @ UC Davis, vs. Sacramento State, 2/12 @ Southern Utah, 2/16 @ Boise State, 2/23 at Elevate The Stage (3rd), vs. Denver, vs. Michigan, vs. Bowling Green, 3/2 BYU, 3/9 @ BYU, vs. Penn State.

Table with columns: Date, Meet, W/L/T, USU, Opponent. Rows include vs. Texas Woman's, 3/16 Southern Utah, 3/24 at MRGC Championships (3rd), vs. Boise State, vs. BYU, @ Southern Utah.

2019

(Overall Record: 5-13; Dual Meet Record: 1-6)

Table with columns: Date, Meet, W/L/T, USU, Opponent. Rows include 1/12 @ Pittsburgh, vs. West Virginia, vs. Eastern Michigan, 1/18 BYU, 1/25 @ BYU, 2/1 @ Southern Utah, 2/8 Boise State, 2/17 @ West Virginia, vs. Pittsburgh, vs. Cornell, 2/22 Alaska, 3/1 at Boise State, vs. Washington, 3/8 Southern Utah, 3/16 at UCLA, 3/22 at MRGC Championships (4th), vs. Boise State, vs. Southern Utah, at BYU.

2020

(Overall Record: 7-6-1; Dual Meet Record: 5-1)

Table with columns: Date, Meet, W/L/T, USU, Opponent. Rows include 1/11 at Rio Tinto Best of Utah Meet (4th), vs. Utah, vs. BYU, vs. Southern Utah, 1/18 @ BYU, vs. UCLA, 1/25 @ Air Force, 1/31 @ Southern Utah, 2/7 Boise State, 2/14 Southern Utah, 2/21 @ Boise State, vs. Sacramento State, vs. UC Davis, 2/28 UC Davis, 3/6 BYU.

2021

(Overall Record: 3-14-1; Dual Meet Record: 0-7)

Table with columns: Date, Meet, W/L/T, USU, Opponent. Rows include 1/9 at Rio Tinto Best of Utah Meet (3rd), vs. Utah, vs. BYU, vs. Southern Utah, 1/22 Southern Utah, 1/29 BYU, 2/6 @ Boise State, 2/13 Boise State, 2/19 @ Southern Utah, 2/26 @ BYU, 3/7 @ Denver, vs. Southern Utah, 3/12 @ Utah, 3/20 MRGC Championships (3rd), BYU, Boise State, Southern Utah, 4/2 at NCAA SLC Regional Second Round (T-3rd), vs. Kentucky, vs. LSU, vs. Arizona.

2022

(Overall Record: 15-11; Dual Meet Record: 2-3)

Table with columns: Date, Meet, W/L/T, USU, Opponent. Rows include 1/9 at Rio Tinto Best of Utah Meet (2nd), vs. Utah, vs. BYU, vs. Southern Utah, 1/14 Air Force, 1/22 @ Arizona, vs. Oklahoma, vs. Stanford, 1/28 @ BYU.



ALL-TIME RESULTS

2/4	Southern Utah	W	196.425	195.550
	Ball State	W		194.350
2/11	@ Southern Utah	L	196.800	196.975
2/18	@ Boise State	L	195.800	196.950
2/25	BYU	L	196.225	196.575
	Towson	W		195.600
2/27	Towson	W	196.725	196.000
3/6	@ Washington	L	195.775	196.825
	vs. Stanford	L		196.325
3/12	@ Minnesota	L	195.200	197.850
	vs. Temple	W		193.625
	vs. Long Island	W		193.200
3/19	@ MRGC Championships (1st)			
	Boise State	W	197.025	196.550
	vs. Southern Utah	W		
196.500				
	vs. BYU	W		196.375
3/31	at NCAA Norman Regional Second Round (3rd)			
	vs. Minnesota	L	196.825	197.825
	vs. California	L		197.375
	vs. Boise State	W		196.425



Kristin White is in her second season with the Aggies. During her first season at the helm, White coached Brianna Brooks, who was named the North Central Region Gymnast of the Year. The junior from Las Vegas, Nevada, garnered first-team all-Mountain Rim Gymnastics Conference accolades in the all-around and second-team honors on bars.

Kristine White
2023-

2023

(Overall Record: 2-15; Dual Meet Record: 1-7)

Date	Meet	W/L/T	USU	Opponent
1/13	at Rio Tinto Best of Utah Meet (3rd)			
	vs. Utah	L	195.800	197.750
	vs. BYU	W		195.175
	vs. Southern Utah	L		196.175
1/20	@ Southern Utah	L	193.425	196.600
1/27	BYU	L	195.900	196.650
2/3	@ Boise State	L	195.675	196.325
2/10	Boise State	L	193.325	196.075
2/17	Southern Utah	L	196.175	197.125
2/24	@ BYU	L	195.425	196.450
3/3	Nebraska	L	194.600	197.500
	Alaska	W		191.750
3/10	@ California	L	195.000	198.100
	vs. Stanford	L		197.400
	vs. Ohio State	L	196.900	
3/18	MRGC Championships (4ty)			
	BYU	L	195.825	196.575
	Boise State	L		196.000
	Southern Utah	L		196.875



The 2022 team captured its first-ever Mountain Rim Gymnastics Conference championship as the Aggies recorded a 197.025, which ranks second all-time in school history. It marked the Aggies' sixth conference title overall, including their first since 2005 (Western Gymnastics Conference). Rebecca Wells (holding the trophy) led the Aggies at the meet as she became the third Utah State gymnast to win the MRGC all-around title with a 39.400, which is the second-best score for a conference championship meet and tied for 11th all-time in school history.



ALL-TIME SERIES RECORDS

Team	Overall W-L-T	Home W-L-T	Away W-L-T	Neutral W-L-T	Postseason W-L-T	Last Meeting
Adams State	1-0-0			1-0-0		1981, USU won 138.200-120.900
Air Force	14-1-0	3-0-0	6-0-0	5-1-0	1-1-0	2022, USU won 194.950-191.975
Alabama	0-5-0	0-1-0	0-3-0	0-1-0	0-3-0	2005, Alabama won 196.675-192.375
Alaska	7-0-0	4-0-0		3-0-0		2023, USU won 194.600-191.750
Arizona	12-24-1	3-2-0	2-5-0	7-17-1	3-15-1	2022, USU won 196.350-193.775
Arizona State	4-34-0	2-7-0	1-8-0	1-19-0	0-21-0	2014, ASU won 194.425-191.875
Arkansas	0-2-0		0-2-0		0-1-0	2016, Arkansas won 196.775-194.825
Auburn	2-3-0	1-1-0	1-0-0	0-2-0	0-2-0	2005, Auburn won 194.800-192.375
Australian Nat'l Team	1-0-0	1-0-0				1981, USU won 141.700-141.250
Ball State	1-1-0	1-0-0		0-1-0		2022, USU won 196.425-194.350
Boise State	58-56-1	28-17-0	18-21-1	12-18-0	12-20-0	2023, BSU won 196.000-195.825
Bowling Green	3-1-0	1-0-0	0-1-0	2-0-0		2018, USU won 195.325-194.750
Bridgeport	1-1-0	0-0-0		1-1-0		2017, USU won 195.700-193.225
Brown	1-0-0			1-0-0		2013, USU won 193.225-189.900
BYU	52-90-1	26-28-0	10-38-1	16-24-0	10-26-0	2023, BYU won 196.575-195.825
California	5-10-0	3-1-0	0-5-0	2-4-0	0-2-0	2023, Cal won 198.100-195.825
Cal Poly Pomona	1-0-0			1-0-0		1986, USU won 175.800-143.000
Cal State Fullerton	22-14-0	9-1-0	5-5-0	8-8-0	15-8-0	2011, USU won 191.850-191.650
Cal State Northridge	1-0-0			1-0-0		1984, USU won 174.550-164.850
Centenary	4-0-0	1-0-0		3-0-0		2016, USU won 194.375-184.225
Central Michigan	1-5-0	1-1-0	0-2-0	0-2-0		2015, USU won 196.150-195.100
Clarion State	1-1-0		1-0-0	0-1-0	0-1-0	1983, USU won 158.300-93.450
Colorado	7-0-0	2-0-0	1-0-0	4-0-0	3-0-0	1980, USU won 141.150-127.750
Colorado State	8-0-0	1-0-0	1-0-0	6-0-0	2-0-0	1980, USU won 141.150-129.450
Cornell	1-0-0			1-0-0		2019, USU won 196.075-193.075
Denver	20-33-0	8-7-0	3-17-0	9-9-0	4-9-0	2021, Denver won 197.650-196.775
Eastern Kentucky	1-0-0			1-0-0	1-0-0	1979, USU won 133.700-130.450
Eastern Michigan	1-0-0			1-0-0		2019, USU won 194.600-192.700
Eastern Montana	1-0-0			1-0-0		1977, USU won 131.650-102.300
Florida	0-6-0	0-2-0		0-4-0	0-4-0	1999, Florida won 195.225-194.575
George Washington	0-1-0			0-1-0		2016, GWU won 195.750-195.100
Georgia	1-8-0	0-3-0		1-5-0	1-5-0	2015, Georgia won 197.025-195.150
Hamline	1-0-0	1-0-0				2013, USU won 192.875-181.975
Houston Baptist	2-1-0	1-0-0		1-1-0	1-0-0	1989, Houston Baptist won 185.550-184.500
Illinois	1-1-0	1-0-0		0-1-0	0-1-0	2016, Illinois won 195.350-195.025
Illinois-Chicago	2-0-0		1-0-0	1-0-0		2016, USU won 194.725-191.025
Illinois State	0-1-0			0-1-0		2002, Illinois State won 193.000-191.700
Iowa	3-1-0		1-0-0	2-1-0		2014, USU won 191.750-191.650
Iowa State	2-3-0	1-0-0		1-3-0	1-2-0	2011, Iowa State won 194.925-191.900
Jacksonville State	1-1-0	1-0-0		0-1-0	0-1-0	1981, USU won 140.300-136.550
Kent State	2-1-0	1-0-0		1-1-0	1-1-0	2016, USU won 194.100-193.500
Kentucky	3-6-0	1-0-0	0-1-0	2-5-0	0-3-0	2021, Kentucky won 197.125-196.025
Long Beach State	5-0-0	1-0-0		4-0-0		1986, USU won 183.850-170.500
Long Island University	1-0-0			1-0-0		2022, USU won 195.200-193.200
Louisville	0-3-0			0-3-0	0-3-0	1981, Louisville won 134.000-132.750
LSU	1-7-0	0-1-0	0-1-0	1-5-0	1-4-0	2021, LSU won 197.125-196.025
Michigan	2-3-0	0-1-0	0-1-0	2-1-0		2018, Michigan won 196.575-195.325
Michigan State	1-2-0	1-1-0	0-1-0			1988, Michigan State won 184.350-182.750
Minnesota	10-12-0	3-1-0	1-5-0	6-6-0	3-4-0	2022, Minnesota won 197.825-196.825
Missouri	5-4-0	2-1-0	0-2-0	3-1-0	1-1-0	2004, Missouri won 196.350-195.350
Missouri State	0-1-0			0-1-0	0-1-0	1979, Missouri State won 137.700-133.700
Montana	5-0-0	2-0-0	1-0-0	2-0-0		1986, USU won 175.500-169.750
Montana State	7-0-0	5-0-0	2-0-0			1987, USU won 182.050-171.850
Nebraska	9-19-0	2-3-0	0-6-0	7-10-0	3-11-0	2023, Nebraska won 197.500-194.600
New Hampshire	3-2-0	3-0-0	0-2-0			2017, UNH won 195.175-194.075
New Mexico	18-4-0	6-1-0	6-1-0	6-2-0	9-1-0	1991, USU won 189.250-182.300
North Carolina	1-0-0			1-0-0		1990, USU won 186.900-177.500
North Carolina State	2-2-0	2-0-0	0-1-0	0-1-0		2017, USU won 195.400-193.900
Northern Colorado	16-2-0	6-1-0		10-1-0	5-0-0	1984, USU won 179.000-166.550
Ohio State	1-5-0	0-1-0	0-1-0	1-3-0	1-1-0	2023, Ohio State won 196.900-195.000
Oklahoma	8-17-0	2-1-0	2-2-0	4-14-0	4-8-0	2022, OU won 197.900-196.350
Oklahoma State	5-2-0	2-0-0	2-0-0	1-2-0	1-2-0	1986, USU won 184.000-182.200
Oral Roberts	3-0-0	1-0-0	1-0-0	1-0-0	1-0-0	1982, USU won 137.450-136.950
Oregon	1-0-0	1-0-0				1980, USU won 137.450-134.650
Oregon State	1-17-0	1-4-0	0-7-0	0-6-0	0-4-0	2014, OSU won 196.675-194.025
Penn State	1-10-0	0-3-0	1-2-0	0-5-0	0-5-0	2018, PSU won 196.675-195.725
Pittsburgh	1-4-0	0-1-0	0-1-0	1-2-0	0-2-0	2019, USU won 196.075-195.100
Rhode Island	2-0-0	1-0-0		1-0-0		2003, USU won 194.350-190.825
Rutgers	0-1-0			0-1-0		2013, Rutgers won 193.925-192.150
Sacramento State	12-15-0	4-5-0	1-6-0	7-4-0	3-7-0	2020, USU won 196.800-192.700

Boldface indicates 2023 opponents



Team	Overall W-L-T	Home W-L-T	Away W-L-T	Neutral W-L-T	Postseason W-L-T	Last Meeting
San Diego State	4-1-1	2-0-0	1-1-0	1-0-1		1985, SDSU won 175.750-175.200
San José State	16-16-0	6-4-0	3-6-0	7-6-0	9-4-0	2018, USU won 195.450-194.275
Seattle Pacific	11-0-0	2-0-0		9-0-0		2015, USU won 195.750-194.025
Southern Cal	4-6-0	1-0-0	1-0-0	2-6-0	0-1-0	1986, USU won 176.850-149.700
Southeast Missouri	1-0-0			1-0-0		2017, USU won 196.200-190.325
Southern Colorado	1-0-0			1-0-0		1977, USU won 131.650-99.600
Southern Illinois	2-1-0	1-0-0		1-1-0	1-0-0	1982, USU won 137.450-133.250
Southern Utah	56-58-0	29-16-0	17-24-0	10-18-0	8-15-0	2023, Southern Utah won 196.825-195.825
Spokane College	1-0-0			1-0-0		1986, USU won 175.500-160.250
Stanford	5-9-0	3-0-0	0-1-0	2-8-0	0-2-0	2023, Stanford won 197.400-195.000
Temple	1-0-0			1-0-0		2022, USU won 195.200-193.625
Texas Woman's	9-3-0	3-0-0	3-3-0	3-0-0		2018, USU won 195.725-194.925
Towson	2-0-0	2-0-0				2022, USU won 196.725-196.000
UC Davis	6-2-0	3-0-0	1-1-0	2-1-0	0-1-0	2020, USU won 195.725-193.700
UCLA	3-15-0	1-1-0	1-9-0	1-5-0	1-4-0	2020, UCLA won 197.425-194.750
UC Santa Barbara	14-0-0	5-0-0	3-0-0	6-0-0	10-0-0	2001, USU won 195.675-193.575
Utah	3-94-0	2-28-0	0-41-0	1-25-0	0-32-0	2023, Utah won 197.750-195.800
UTEP	7-0-0	2-0-0	2-0-0	3-0-0	3-0-0	1981, USU won 142.400-128.000
Washington	10-13-0	5-1-0	0-8-0	5-4-0	0-2-0	2022, Washington won 196.825-195.775
Washington State	6-0-0	4-0-0	1-0-0	1-0-0	1-0-0	1986, USU won 183.850-138.350
Weber State	2-0-0	1-0-0		1-0-0		1978, USU won 134.250-106.650
W. Australian State Team	1-0-0	1-0-0				1981, USU won 133.950-132.500
West Virginia	3-5-0	1-0-0	1-0-0	1-5-0	0-3-0	2019, USU won 196.075-195.575
William & Mary	1-0-0			1-0-0		2003, USU won 194.350-193.175
Wisconsin	2-0-0	1-0-0	1-0-0			1990, USU won 187.450-184.500
Wisconsin-Eau Claire	2-0-0			2-0-0		2011, USU won 191.350-181.675
Wisconsin-La Crosse	1-0-0			1-0-0		2007, USU won 190.000-185.100
Yale	1-0-0			1-0-0		2010, USU won 191.650-186.525
Program Totals:	545-666-4	222-146-0	103-240-2	220-280-2	120-245-1	

Boldface indicates 2024 opponents

**UTAH STATE GYMNASTICS
SPECTRUM ATTENDANCE HIGHS**

Date	Attendance	Meet (Result)
1. 3/12/94	6,255	Utah (L, 194.200-192.800)
2. 1/24/97	6,208	Utah (L, 196.750-193.625)
3. 3/11/95	5,493	Utah (L, 197.175-193.925)
4. 1/19/96	5,210	Utah (L, 192.350-188.050)
5. 2/20/91	5,123	Utah (L, 192.400-190.800)
6. 4/3/93	5,047	NCAA Regionals (5/7, 189.950)
7. 2/24/92	4,884	Utah (L, 195.650-190.650)
8. 2/2/98	4,792	Utah (L, 195.950-193.400)
9. 2/26/99	4,156	Utah, BSU (2/3, 195.675)
10. 3/1/93	4,127	Utah (L, 195.850-191.400)
11. 1/14/05	4,123	Utah (L, 195.675-193.850)
12. 1/30/93	4,040	BYU (L, 194.175-193.125)
13. 3/4/89	3,815	Utah (L, 191.600-188.900)
14. 3/7/94	3,553	BYU (W, 193.750-192.975)
15. 2/3/17	3,313	BYU (W, 195.850-194.850)
16. 2/17/23	3,299	SUU (L, 197.125-196.175)
17. 1/24/14	3,286	BYU (W, 193.200-192.200)
18. 2/11/91	3,156	Boise St. (W, 192.000-188.900)
19. 2/6/02	3,112	BYU (L, 195.425-191.925)
20. 1/31/97	3,111	Minnesota (W, 193.825-193.650)



ADAMS STATE (1-0)

H: 0-0 A: 0-0 N: 1-0
2/21/81 W 138.200-120.900 N

AIR FORCE (14-1)

H: 3-0 A: 6-0 N: 5-1
1/9/78 W 131.650-116.650 A
2/18/78 W 134.250-116.250 A
12/8/78 W 126.000-110.700 A
2/21/81 W 138.200-131.650 N
1/27/94 W 188.675-181.025 N
4/7/01 W 191.200-190.200 N
4/6/02 L 193.775-193.400 N
1/17/04 W 192.800-191.650 A
2/9/08 W 192.275-186.375 N
3/16/12 W 192.975-191.175 N
2/8/13 W 193.575-193.200 H
2/1/14 W 195.225-192.875 A
1/9/15 W 193.975-186.675 H
1/25/19 W 195.550-192.375 A
1/14/22 W 194.950-191.975 H

ALABAMA (0-5)

H: 0-1 A: 0-3 N: 0-1
4/2/82 L 142.850-137.450 N
4/19/91 L 195.125-185.950 A
3/14/98 L 196.950-193.500 A
3/13/99 L 196.850-195.575 H
4/9/05 L 196.675-192.375 A

ALASKA ANCHORAGE (7-0)

H: 4-0 A: 0-0 N: 3-0
3/16/87 W 186.700-97.400 H
2/6/88 W 179.550-138.100 N
1/21/94 W 186.400-169.875 N
1/26/02 W 191.475-184.300 N
3/2/07 W 194.525-186.750 H
2/22/19 W 194.925-192.675 H
3/3/23 W 194.600-191.750 H

ARIZONA (12-24-1)

H: 3-2 A: 2-5 N: 7-17-1
1/27/78 W 135.450-134.000 N
1978 W 136.200-135.900 N
3/10/78 W 134.700-130.250 N
1/26/79 W 133.650-127.950 A
2/23/79 W 133.700-129.900 N
3/17/79 W 133.300-132.500 H
2/9/80 W 136.550-132.200 H
2/29/80 W 137.700-136.550 N
3/26/83 W 174.350-169.850 H
3/24/84 L 181.100-168.850 N
1/12/85 L 181.500-170.850 N
2/7/86 L 183.550-176.850 A
2/15/86 W 184.700-183.700 N
4/5/86 L 184.850-182.750 N
1/30/87 L 185.150-181.700 A
4/11/87 L 187.250-182.600 N
1/16/88 L 182.700-181.950 N
4/9/88 L 186.450-184.800 N
2/25/89 L 190.700-187.500 N
4/1/89 L 188.900-188.300 N
4/7/90 L 188.775-187.550 N
4/6/91 L 191.925-190.575 A
4/19/91 L 187.475-185.950 N
4/6/92 L 194.100-189.350 N
4/3/93 L 193.980-189.850 H
4/9/94 L 190.050-188.450 N
4/8/95 L 192.875-191.950 N
3/1/96 L 195.075-192.600 N
4/13/96 L 195.750-193.050 N
4/5/97 L 193.875-193.675 N
4/4/98 L 194.750-191.175 N
1/21/01 W 193.850-193.350 N
1/14/11 L 192.725-192.000 H
3/16/12 L 196.525-192.975 A
1/6/17 L 194.025-191.600 A
4/2/21 T 196.025-196.025 T
1/22/22 W 196.350-193.775 A

ARIZONA STATE (4-34)

H: 2-7 A: 1-8 N: 1-19
1/28/78 W 139.900-139.250 H
3/10/78 L 138.500-134.700 N
12/8/78 L 126.650-126.000 N
1/27/79 W 131.700-131.550 A
2/23/79 W 133.700-130.000 N
3/17/79 L 133.400-133.300 H
2/9/80 L 139.950-136.550 H
4/4/80 L 136.950-131.450 N
4/10/81 L 141.600-132.750 N
3/26/83 L 186.900-174.350 H
2/18/84 L 182.000-174.550 N
3/24/84 L 184.700-168.850 N
4/5/86 L 187.700-182.750 N
4/11/87 L 189.000-182.600 A
1/29/88 L 185.250-180.650 A
4/9/88 L 187.100-184.800 N
4/1/89 L 190.000-188.300 N
4/7/90 L 187.800-187.550 N
2/15/91 L 188.900-187.350 A
3/23/91 W 192.350-190.450 H
4/6/91 L 190.750-190.575 N
4/19/91 L 187.650-185.950 N
2/21/92 L 192.600-189.250 A
3/6/92 L 191.800-187.100 N
4/6/92 L 191.950-189.350 N
1/22/93 L 190.050-189.700 H
4/3/93 L 193.200-189.850 H
4/9/94 L 191.875-188.450 A
4/8/95 L 193.250-191.950 N
2/16/96 L 195.850-190.775 A
4/13/96 L 194.075-193.050 N
4/5/97 L 195.225-193.675 N
4/4/98 L 195.025-191.175 A
1/11/02 L 193.350-191.700 A
3/8/02 L 196.100-195.425 H
1/23/04 L 194.250-194.150 N
2/3/12 L 194.600-192.575 H
4/5/14 L 194.425-191.875 N

ARKANSAS (0-2)

H: 0-0 A: 0-2 N: 0-0
4/5/14 L 196.375-191.875 A
3/11/16 L 196.775-194.825 A

AUBURN (2-3)

H: 1-1 A: 1-0 N: 0-2
4/19/91 L 187.650-185.950 N
2/19/96 W 193.425-191.450 H
3/6/98 L 192.200-191.725 H
3/20/99 W 193.925-193.225 A
4/9/05 L 194.800-192.375 N

AUSTRALIAN NAT'L TEAM (1-0)

H: 1-0 A: 0-0 N: 0-0
12/15/81 W 141.700-141.250 H

BALL STATE (1-1)

H: 1-0 A: 0-0 N: 0-1
1/17/10 L 192.850-191.650 N
2/4/22 W 196.425-194.350 H

BOISE STATE (58-56-1)

H: 28-17 A: 18-21-1 N: 12-18
1/11/80 W 129.100-121.700 H
1/7/81 W 139.050-132.400 H
3/7/81 W 138.250-131.450 A
2/19/82 W 141.900-134.450 A
2/7/83 W 175.450-164.000 H
3/26/83 W 174.350-166.300 H
1/16/84 W 176.200-169.550 H
2/11/84 W 172.600-170.600 A
1/5/85 W 174.650-169.700 A
1/14/85 W 177.500-169.050 H
2/17/86 W 184.050-174.100 H
2/6/88 W 179.550-179.150 A
2/29/88 W 187.050-179.350 H
3/18/89 W 186.600-186.150 N
1/29/90 W 186.250-184.650 H

2/19/90 W 185.350-184.600 A
3/24/90 W 188.850-184.550 N
2/11/91 W 192.000-183.800 H
3/2/91 W 188.900-187.700 A
2/21/92 W 189.250-184.250 N
3/14/92 W 191.900-185.950 N
3/16/92 W 189.950-185.950 H
2/4/93 L 191.550-190.450 A
3/8/93 W 191.650-190.650 H
1/21/94 W 186.400-184.875 N
1/31/94 W 189.050-184.475 H
2/11/94 W 192.125-188.225 A
2/17/95 W 192.275-190.875 A
2/27/95 W 190.400-187.975 H
3/25/95 W 190.550-190.400 N
1/29/96 W 192.650-189.600 H
3/23/96 W 194.150-193.300 A
3/30/96 W 193.650-191.925 H
1/18/97 W 193.000-189.550 A
2/21/97 W 195.475-193.625 H
3/22/97 L 194.300-194.075 N
1/17/98 W 190.650-190.200 A
2/20/98 L 194.450-193.425 H
3/21/98 W 194.525-194.275 A
2/6/99 W 193.125-192.700 A
2/26/99 W 195.675-194.200 H
3/27/99 L 195.475-195.200 N
2/26/00 W 191.625-190.100 H
3/7/00 W 194.725-194.650 A
3/18/00 L 196.225-194.250 H
1/15/01 L 192.225-188.800 A
1/26/01 W 194.075-193.600 H
3/24/01 W 195.675-194.250 N
2/1/02 L 192.775-192.550 A
2/22/02 L 193.250-192.850 N
2/27/02 W 193.400-193.350 H
3/22/02 W 195.550-194.900 H
1/19/03 W 192.875-191.475 N
1/24/03 W 195.350-193.675 H
3/29/03 L 195.650-194.350 N
1/30/04 L 195.700-194.100 A
2/20/04 W 195.350-194.050 H
3/19/04 L 196.675-194.300 A
2/18/05 W 194.550-193.400 A
2/25/05 W 195.450-194.200 H
3/25/05 W 195.150-193.700 N
2/17/06 L 193.525-192.225 A
3/10/06 L 194.425-193.300 H
3/25/06 L 193.775-193.100 H
1/25/07 W 194.225-190.700 N
2/1/07 W 193.725-191.650 H
3/23/07 W 194.775-192.725 A
3/31/07 W 195.175-193.300 N
1/11/08 L 192.625-187.925 A
1/22/08 L 195.700-192.400 H
3/29/08 L 194.925-194.150 A
1/30/09 L 194.350-193.600 A
2/20/09 L 191.950-191.375 N
2/27/09 L 195.325-190.250 N
3/21/09 L 196.525-192.425 N
1/29/10 L 191.625-191.125 H
3/5/10 L 195.625-189.225 A
3/27/10 L 195.700-193.675 N
2/18/11 L 196.250-193.600 H
2/27/11 L 195.475-192.650 A
3/19/11 L 195.700-191.850 N
1/27/12 W 194.050-193.525 H
3/2/12 L 196.125-192.750 A
1/18/13 L 194.875-191.250 A
2/23/13 L 194.525-192.150 N
3/15/13 L 195.300-194.125 H
3/23/13 L 196.225-195.100 N
2/15/14 L 196.000-194.025 N
3/22/14 L 196.900-196.075 N
1/30/15 L 195.975-194.275 H
2/15/15 L 195.925-194.475 A
3/21/15 L 196.625-195.125 N
4/4/15 L 195.375-195.150 N
2/26/15 L 196.425-194.675 H
3/19/16 L 197.025-195.875 A

2/17/17 L 196.700-196.300 H
3/2/17 L 196.700-195.675 A
3/18/17 L 197.050-196.100 H
2/2/18 L 196.625-195.100 H
2/16/18 L 196.875-194.900 A
3/24/18 L 196.875-195.825 N
2/8/19 L 196.075-194.975 H
3/1/19 L 197.125-195.025 A
3/22/19 L 196.950-193.800 N
2/7/20 W 195.675-193.850 H
2/21/20 T 196.800-196.800 A
2/6/21 L 196.350-196.250 A
2/13/21 L 196.400-195.325 H
3/20/21 L 196.725-196.250 H
2/18/22 L 196.950-195.800 A
3/19/22 W 197.025-196.550 A
3/31/22 W 196.825-196.425 N
2/3/23 L 196.325-195.675 A
2/10/23 L 196.325-193.325 H
3/18/23 L 196.000-195.825 N

BOWLING GREEN (3-1)

H: 1-0 A: 0-1 N: 2-0
3/16/14 W 196.000-194.175 N
1/13/17 W 195.400-193.275 H
1/13/18 L 194.825-192.975 A
2/23/18 W 195.325-194.750 N

BRIDGEPORT (1-1)

H: 0-0 A: 0-0 N: 1-1
3/16/12 L 193.525-192.975 N
2/20/17 W 195.700-193.225 N

BROWN (1-0)

H: 0-0 A: 0-0 N: 1-0
2/15/13 W 193.225-189.900 N

BYU (52-90-1)

H: 26-28 A: 10-38-1 N: 16-24
1/27/78 W 135.450-109.150 A
1/28/78 W 139.900-111.050 H
2/10/78 W 134.450-119.800 N
2/11/78 W 134.500-122.000 N
1/12/79 W 136.150-127.050 H
2/3/79 W 125.350-125.000 N
3/17/79 W 133.300-129.950 H
1/25/80 L 137.150-129.350 A
1/26/80 L 140.100-135.250 A
2/9/80 L 137.550-136.550 H
3/22/80 L 142.100-141.150 N
4/4/80 L 137.500-131.450 N
1/12/81 W 139.550-136.550 H
2/9/81 W 140.300-140.150 H
2/21/81 W 138.200-138.100 N
3/28/81 L 144.450-142.400 N
4/10/81 L 136.000-132.750 N
2/8/82 L 145.100-142.500 H
3/12/82 L 143.650-138.950 A
3/20/82 L 144.000-142.200 A
4/2/82 L 140.850-137.450 N
1/4/83 W 170.750-170.250 H
3/26/83 L 175.550-174.350 H
1/31/84 W 179.000-175.600 H
3/13/84 L 179.300-174.850 A
2/2/85 L 178.000-175.300 A
3/15/85 L 181.900-181.600 H
2/7/86 L 177.350-176.850 N
3/3/86 W 184.750-176.750 H
3/15/86 W 181.200-177.650 A
3/22/86 W 181.150-177.750 N
1/30/87 W 181.700-175.450 N
2/20/87 W 182.700-177.200 A
3/16/87 W 186.700-177.150 H
3/28/87 W 184.850-178.550 N
1/16/88 W 181.950-176.850 A
2/19/88 W 184.200-180.050 A
3/7/88 W 187.350-182.450 H
3/26/88 W 186.400-185.000 H
2/6/89 W 184.600-184.500 H
3/18/89 L 188.800-186.600 A





ILLINOIS-CHICAGO (2-0)

H: 0-0 A: 1-0 N: 1-0
1/12/03 W 192.050-191.700 N
3/13/16 W 194.725-191.025 A

ILLINOIS STATE (0-1)

H: 0-0 A: 0-0 N: 0-1
3/2/02 L 193.000-191.700 N

IOWA (3-1)

H: 0-0 A: 1-0 N: 2-1
1/16/89 W 181.450-178.750 N
1/20/91 W 186.250-184.350 N
3/12/11 L 196.450-193.150 N
1/11/14 W 191.750-191.650 A

IOWA STATE (2-3)

H: 1-0 A: 0-0 N: 1-3
2/8/93 W 187.800-183.400 N
4/10/99 W 194.575-194.175 H
4/7/01 L 193.375-191.200 N
4/9/05 L 195.625-192.375 N
1/29/11 L 194.925-191.900 N

JACKSONVILLE STATE (1-1)

H: 1-0 A: 0-0 N: 0-1
4/4/80 L 135.150-131.450 N
2/9/81 W 140.300-136.500 H

KENT STATE (2-1)

H: 1-0 A: 0-0 N: 1-1
3/30/79 W 133.700-129.800 N
4/9/05 L 192.500-192.375 N
1/15/16 W 194.100-193.500 H

KENTUCKY (3-6)

H: 1-0 A: 0-1 N: 2-5
1/30/87 W 181.700-174.700 N
3/3/90 W 186.900-185.400 N
1/10/94 W 183.675-175.200 H
3/19/05 L 195.375-194.550 N
4/9/05 L 193.325-192.375 N
3/14/08 L 195.200-193.900 N
1/10/09 L 191.100-187.150 A
4/1/17 L 196.200-194.850 N
4/2/21 L 197.125-196.025 N

LONG BEACH ST. (5-0)

H: 1-0 A: 0-0 N: 4-0
2/23/79 W 133.700-128.200 N
2/27/80 W 137.300-115.650 N
3/2/85 W 175.200-170.800 N
3/10/85 W 178.950-174.600 N
3/10/86 W 183.850-170.500 H

LONG ISLAND (1-0)

H: 0-0 A: 0-0 N: 1-0
3/12/22 W 195.200-193.200 N

LSU (1-7)

H: 0-1 A: 0-1 N: 1-5
3/30/79 W 133.700-131.950 N
2/9/80 L 138.150-136.550 H
4/4/80 L 137.900-131.450 N
2/15/81 L 142.670-138.600 A
4/10/81 L 135.450-132.750 N
4/19/91 L 188.600-185.950 N
1/15/06 L 194.050-192.875 N
4/2/21 L 197.125-196.025 N

LOUISVILLE (0-3)

H: 0-0 A: 0-0 N: 0-3
3/30/79 L 133.900-133.700 N
4/4/80 L 137.400-131.450 N
4/10/81 L 134.000-132.750 N

MICHIGAN (2-3)

H: 0-1 A: 0-1 N: 2-1
2/25/89 W 187.500-184.100 N
1/20/91 W 186.250-184.750 N

2/22/93 L 192.250-191.150 H
3/15/97 L 196.800-195.550 A
2/23/18 L 196.575-195.325 N

MICHIGAN STATE (1-2)

H: 1-1 A: 0-1 N: 0-0
3/28/78 W 141.950-141.850 H
3/23/87 L 185.800-185.650 H
2/26/88 L 184.350-182.750 A

MINNESOTA (10-12)

H: 3-1 A: 1-5 N: 6-6
2/29/80 L 140.700-137.700 N
4/4/80 W 131.450-130.050 N
2/27/81 W 140.950-135.100 N
4/2/82 L 140.650-137.450 N
1/24/83 L 177.450-175.000 A
2/6/84 W 180.250-178.050 N
3/24/84 L 176.300-168.850 N
3/15/86 W 181.200-180.950 N
1/19/87 W 184.750-178.850 H
1/30/87 W 181.700-178.850 N
1/16/88 W 181.950-174.000 N
2/4/90 W 186.500-186.000 A
2/6/95 L 190.650-190.100 N
1/31/97 W 193.825-193.650 H
2/7/98 L 194.000-189.875 A
4/10/99 W 194.575-194.200 H
4/1/00 L 194.750-192.950 A
3/18/06 L 194.850-191.175 A
3/17/07 L 195.200-193.800 H
4/14/07 L 192.900-192.525 N
3/12/22 L 197.850-195.200 A
3/31/22 L 197.825-196.825 N

MISSOURI (5-4)

H: 2-1 A: 0-2 N: 3-1
4/10/81 W 132.750-130.000 N
1/15/83 W 174.250-167.300 N
3/6/89 W 188.100-181.500 H
1/20/91 L 188.200-186.250 A
3/12/00 W 195.900-195.050 N
2/17/01 W 193.900-193.025 H
3/2/02 L 194.775-191.700 A
4/6/02 L 195.000-193.400 N
2/20/04 L 196.350-195.350 H

MISSOURI STATE (0-1)

H: 0-0 A: 0-0 N: 0-1
3/30/79 L 137.700-133.700 N

MONTANA (5-0)

H: 2-0 A: 1-0 N: 2-0
2/19/82 W 141.900-133.450 N
2/13/84 W 172.150-166.000 H
1/12/85 W 170.850-167.450 A
1/21/85 W 176.400-169.700 H
1/31/86 W 175.500-169.750 N

MONTANA STATE (7-0)

H: 5-0 A: 2-0 N: 0-0
2/9/81 W 140.300-123.600 H
2/8/82 W 142.500-133.800 H
1/31/83 W 177.150-153.150 H
2/18/83 W 168.200-157.650 A
2/17/86 W 184.050-169.500 H
2/7/87 W 178.900-171.300 A
2/23/87 W 182.050-171.850 H

NEBRASKA (9-19)

H: 2-3 A: 0-6 N: 7-10
1/9/78 W 131.650-130.050 N
12/8/78 W 126.000-123.600 N
3/30/79 W 133.700-131.950 N
1/11/80 L 131.200-129.100 H
4/4/80 W 131.450-126.700 N
3/15/81 L 139.700-139.450 A
1/18/82 W 142.850-142.650 H
4/5/86 W 182.750-181.600 N
4/11/87 L 185.150-182.600 N

2/22/88 W 185.600-185.200 N
4/9/88 L 187.050-184.800 N
4/1/89 L 192.400-188.300 N
4/7/90 L 191.225-187.550 N
4/6/91 W 190.575-188.275 N
3/16/92 L 190.000-189.950 H
4/6/92 L 191.225-189.350 N
4/3/93 W 189.850-187.575 H
4/9/94 L 190.100-188.450 N
1/15/95 L 190.275-188.400 A
4/8/95 L 194.725-191.950 A
2/16/96 L 193.925-190.775 N
4/13/96 L 195.300-193.050 N
4/5/97 L 195.150-193.675 N
4/4/98 L 194.275-191.175 N
2/27/00 L 196.775-192.750 A
3/6/16 L 197.350-195.750 A
2/25/17 L 197.175-196.200 A
3/3/23 L 197.500-194.600 H

NEW HAMPSHIRE (3-2)

H: 3-0 A: 0-2 N: 0-0
3/19/90 W 188.800-186.500 H
2/15/08 W 192.425-190.900 H
1/17/10 L 195.500-191.650 A
3/4/16 W 196.025-193.825 H
1/29/17 L 195.175-194.075 L

NEW MEXICO (18-4)

H: 6-1 A: 6-1 N: 6-2
1/9/78 W 131.650-122.800 N
2/10/78 W 134.450-130.550 A
3/10/78 W 134.700-129.900 A
2/1/80 W 133.100-132.650 A
3/22/80 W 141.150-135.950 N
3/28/81 W 142.400-138.850 A
3/26/83 W 174.350-132.450 H
3/6/84 L 178.550-174.800 H
2/22/85 L 178.250-174.000 N
2/15/86 W 184.700-182.300 A
3/22/86 W 181.150-171.600 N
3/9/87 W 186.150-184.100 H
3/28/87 L 185.400-184.850 N
4/11/87 W 182.600-180.700 N
3/26/88 W 186.400-184.500 H
3/11/89 L 188.400-184.500 A
3/18/89 W 186.600-184.500 N
3/20/89 W 188.500-185.700 H
3/24/90 W 188.850-188.000 N
3/26/90 W 192.600-186.000 H
2/24/91 W 191.400-184.950 A
3/11/91 W 189.250-182.300 H

NORTH CAROLINA (1-0)

H: 0-0 A: 0-0 N: 1-0
3/3/90 W 186.900-177.500 N

NORTH CAROLINA ST. (2-2)

H: 2-0 A: 0-1 N: 0-1
2/14/03 L 195.575-194.350 A
3/14/03 W 196.675-195.775 H
1/8/06 L 188.575-187.925 N
1/13/17 W 195.400-193.900 H

NORTHERN COLO. (16-2)

H: 6-1 A: 0-0 N: 10-1
1/9/78 W 131.650-124.800 N
2/4/78 W 142.000-126.100 H
2/18/78 W 134.250-130.700 N
1978 W 136.200-130.450 N
3/10/78 W 134.700-130.200 N
12/8/78 L 128.150-126.000 N
12/8/78 W 126.000-106.750 N
2/2/79 W 131.700-124.950 N
3/17/79 W 133.300-131.750 H
1/25/80 L 132.650-129.350 H
3/22/80 W 141.150-137.250 N
2/9/81 W 140.300-134.500 H
2/21/81 W 138.200-135.200 N
3/28/81 W 142.400-138.000 N

2/8/82 W 142.500-134.900 H
3/20/82 W 142.200-138.750 N
1/13/83 W 170.400-163.150 H
1/31/84 W 179.000-166.550 H

OHIO STATE (1-5)

H: 0-1 A: 0-1 N: 1-3
12/8/79 L 127.900-126.000 N
4/10/81 W 132.750-132.300 N
4/2/82 L 141.050-137.450 N
3/28/03 L 196.375-195.275 H
3/22/03 L 196.925-195.100 A
3/10/23 L 196.900-195.000 N

OKLAHOMA (8-17)

H: 2-1 A: 2-2 N: 4-14
3/24/84 L 176.100-168.850 N
2/7/86 L 177.450-176.850 N
3/29/86 W 182.550-182.150 A
4/5/86 L 184.100-182.750 N
3/11/87 L 186.250-186.100 H
4/11/87 L 184.600-182.600 N
4/9/88 W 184.800-184.550 A
4/1/89 L 190.000-188.300 N
4/7/90 L 187.825-187.550 N
4/6/91 W 190.575-188.125 N
2/14/92 W 190.500-186.400 H
3/21/92 L 192.750-191.550 A
4/6/92 W 189.350-188.700 N
4/3/93 W 189.850-187.900 H
1/27/94 W 188.675-184.350 N
4/9/94 L 189.800-188.450 N
4/8/95 W 191.950-191.050 N
4/4/98 L 193.125-191.175 N
1/21/01 L 195.300-193.850 N
1/19/03 L 195.950-192.875 A
2/9/08 L 195.925-192.275 N
1/21/12 L 197.450-192.325 N
2/12/16 L 197.675-195.100 N
4/1/17 L 198.075-194.850 N
1/22/22 L 197.900-196.350 N

OKLAHOMA STATE (5-2)

H: 2-0 A: 2-0 N: 1-2
2/21/80 W 137.450-134.000 H
4/4/80 W 131.450-131.050 N
4/10/81 L 138.450-132.750 N
2/14/82 W 139.900-139.800 A
3/5/82 W 140.050-136.700 H
4/2/82 L 138.500-137.450 N
3/27/86 W 184.000-182.200 A

ORAL ROBERTS (3-0)

H: 1-0 A: 1-0 N: 1-0
1/25/82 W 143.650-140.250 H
2/16/82 W 143.450-138.400 A
4/2/16 W 137.450-136.950 N

OREGON (1-0)

H: 1-0 A: 0-0 N: 0-0
2/21/80 W 137.450-134.650 H

OREGON STATE (1-17)

H: 1-4 A: 0-7 N: 0-6
1/27/79 L 134.350-131.700 N
3/30/79 L 134.550-133.700 N
4/4/80 L 140.150-131.450 N
4/10/81 L 141.150-132.750 N
2/11/83 L 181.750-178.350 H
1/28/84 L 180.950-177.150 A
2/22/85 L 185.850-174.000 A
3/4/85 L 183.300-180.450 H
2/3/86 L 182.750-182.050 A
2/29/88 L 188.900-187.050 H
2/18/89 L 188.700-183.500 A
1/11/91 L 190.100-186.000 H
4/19/91 L 192.350-185.950 N
3/6/92 L 194.400-187.100 A
2/12/93 W 190.600-189.000 H
1/27/95 L 192.525-184.850 A



ALL-TIME OPPONENTS HISTORY

3/9/07 L 195.375-194.675 N
2/15/14 L 196.675-194.025 A

PENN STATE (1-10)

H: 0-3 A: 1-2 N: 0-5

3/30/79 L 143.700-133.700 A
3/4/80 L 146.100-137.850 H
4/4/80 L 145.500-131.450 N
2/13/81 L 146.200-132.800 A
4/10/81 L 141.800-132.750 N
3/6/82 L 144.400-139.800 H
1/21/83 W 171.300-169.300 A
3/8/84 L 180.800-179.200 H
4/19/91 L 190.950-185.950 N
4/14/07 L 195.775-192.525 N
3/9/18 L 196.675-195.725 N

PITTSBURGH (1-4)

H: 0-1 A: 0-1 N: 1-2

3/30/79 L 133.850-133.700 N
4/10/81 L 135.400-132.750 N
3/6/09 L 194.550-192.675 H
1/12/19 L 194.750-194.600 A
2/17/19 W 196.075-195.100 N

RHODE ISLAND (2-0)

H: 1-0 A: 0-0 N: 1-0

3/12/90 W 188.700-179.900 H
2/14/03 W 194.350-190.825 N

RUTGERS (0-1)

H: 0-0 A: 0-0 N: 0-1

2/23/13 L 193.925-192.150 N

SACRAMENTO STATE (12-15)

H: 4-5 A: 1-6 N: 7-4

3/20/93 W 189.500-183.950 N
3/27/94 W 190.450-185.075 N
1/23/98 W 187.125-178.825 N
1/22/99 W 191.025-187.125 H
2/4/00 L 190.475-190.450 A
2/24/06 L 193.750-192.175 H
3/25/06 L 193.950-193.100 H
1/7/07 L 191.375-190.000 A
3/31/07 L 195.275-195.175 N
1/18/08 L 192.575-191.050 H
3/29/08 L 194.275-194.150 N
2/27/09 L 192.050-190.250 A
3/21/09 L 195.350-192.425 N
3/19/10 L 194.650-192.050 H
3/27/10 W 193.675-192.650 N
2/11/11 L 192.000-190.625 A
3/19/11 L 193.550-191.850 N
2/17/12 W 193.875-193.400 H
3/24/12 L 195.675-194.775 H
3/1/13 L 193.800-193.400 A
3/23/13 L 195.500-195.100 N
2/28/14 W 195.100-193.650 H
3/8/15 W 195.750-195.050 N
3/15/15 W 196.325-196.000 A
1/19/18 W 195.450-193.275 H
2/9/18 W 195.000-194.400 N
2/21/20 W 196.800-192.700 N

SAN DIEGO STATE (4-1-1)

H: 2-0 A: 1-1 N: 1-0-1

2/23/79 W 133.700-127.300 N
2/24/79 W 130.850-128.350 A
3/1/80 W 136.750-135.550 H
2/22/82 W 145.750-143.400 H
2/22/85 T 174.000-174.000 N
3/2/85 L 175.750-175.200 A

SAN JOSÉ STATE (16-16)

H: 6-4 A: 3-6 N: 7-6

2/29/80 W 137.700-123.950 N
3/28/92 W 192.700-189.750 H
3/20/93 W 189.500-182.450 N
3/27/94 W 190.450-180.050 A
3/25/95 W 190.550-183.900 N

3/30/96 W 193.650-191.525 H
2/26/01 L 193.975-193.750 H
1/26/02 L 192.425-191.475 A
1/17/04 L 193.875-192.800 N
1/23/04 W 194.150-193.875 N
1/8/06 L 188.450-187.925 N
3/25/06 W 193.100-192.800 H
1/25/07 W 194.225-193.025 A
3/31/07 W 195.175-193.750 N
3/7/08 W 194.450-194.125 H
3/29/08 L 194.725-194.150 N
2/20/09 L 194.800-191.375 N
3/8/09 L 194.150-191.150 A
3/21/09 L 194.875-192.425 N
3/12/10 L 194.675-193.725 H
3/27/10 W 193.675-193.600 N
1/21/11 L 194.700-191.350 A
3/19/11 L 193.925-191.850 A
2/10/12 L 194.950-194.875 H
3/24/12 L 194.800-194.775 H
2/15/13 L 194.550-193.225 A
3/23/13 W 195.100-194.700 N
1/26/14 L 195.400-194.400 N
3/7/14 W 195.525-195.100 H
3/8/15 W 195.750-195.675 A
3/5/17 L 195.150-194.025 A
1/19/18 W 195.450-194.275 H

SEATTLE PACIFIC (11-0)

H: 2-0 A: 0-0 N: 9-0

3/7/81 W 138.250-126.800 N
2/19/82 W 141.900-133.450 N
1/12/85 W 170.850-169.050 N
2/17/86 W 184.050-173.500 H
1/27/95 W 184.850-177.050 N
2/17/06 W 192.225-188.375 N
1/25/07 W 194.225-189.875 N
2/1/14 W 195.225-190.250 N
2/15/14 W 194.025-192.650 N
2/6/15 W 194.725-192.075 H
3/8/15 W 195.750-194.025 N

SE MISSOURI (1-0)

H: 0-0 A: 0-0 N: 1-0

2/25/17 W 196.200-190.325 N

SOUTHERN CAL (4-6)

H: 1-0 A: 1-0 N: 2-6

1978 L 143.050-136.200 N
2/17/79 W 135.500-134.600 H
2/23/79 L 134.050-133.700 N
3/30/79 L 135.250-133.700 N
2/27/80 W 137.300-137.050 A
2/29/80 L 139.150-137.700 N
4/10/81 L 137.000-132.750 N
1/28/84 L 180.650-177.150 N
2/18/84 W 174.550-174.400 N
2/7/86 W 176.850-149.700 N

SOUTHERN COLO. (1-0)

H: 0-0 A: 0-0 N: 1-0

1/9/78 W 131.650-99.600 N

SOUTHERN ILLINOIS (2-1)

H: 1-0 A: 0-0 N: 1-1

1/13/78 W 135.950-129.750 H
4/4/80 L 132.850-131.450 N
4/2/82 W 137.450-133.250 N

SOUTHERN UTAH (56-58)

H: 29-16 A: 17-23 N: 10-19

2/14/83 W 178.250-147.600 H
1/29/85 W 175.050-150.150 H
1/11/86 W 175.800-147.550 A
2/23/87 W 182.050-153.150 H
1/11/88 W 180.650-141.450 H
2/13/89 W 185.300-158.650 H
1/15/90 W 181.950-174.400 A
1/22/90 W 182.950-175.350 H
1/26/91 W 189.300-181.350 A

2/4/91 W 188.750-182.550 H
1/20/92 W 185.550-184.000 N
3/2/92 W 191.700-187.500 A
3/14/92 W 191.900-188.850 N
3/16/92 W 189.950-187.800 H
1/18/93 W 188.450-186.300 N
2/15/93 W 190.950-189.950 A
3/8/93 L 191.800-191.650 H
2/28/94 W 190.350-184.775 H
3/21/94 W 188.050-185.875 A
2/6/95 L 190.300-190.100 N
3/6/95 W 193.950-192.775 H
3/20/95 W 193.950-192.275 A
2/5/96 W 193.275-192.775 A
2/19/96 W 193.425-193.250 H
2/24/97 W 194.750-194.475 A
3/10/97 W 196.025-193.775 H
2/23/98 L 192.875-192.200 A
3/6/98 W 191.725-189.400 H
1/22/99 W 191.025-189.700 H
2/12/99 W 193.950-191.950 A
3/6/99 W 194.275-193.475 H
2/14/00 W 194.575-193.300 A
2/18/00 W 194.525-193.575 H
2/27/00 L 193.075-192.750 N
4/1/00 W 192.950-191.800 N
2/2/01 W 194.350-194.025 H
3/12/01 L 195.300-194.300 A
3/8/02 W 195.425-195.275 H
3/13/02 L 196.000-194.850 A
3/22/02 L 195.575-195.550 H
2/10/03 L 195.550-195.150 A
3/7/03 L 195.875-195.225 N
3/10/03 W 195.850-195.375 H
3/29/03 L 195.375-194.350 A
2/6/04 W 196.000-195.700 H
2/16/04 W 196.000-195.225 A
3/19/04 L 194.500-194.300 N
2/8/05 L 193.900-192.625 A
3/14/05 W 195.825-194.700 H
3/25/05 W 195.150-194.350 N
1/27/06 L 193.175-192.675 N
3/3/06 L 194.000-192.650 A
3/13/06 L 195.125-193.775 H
3/25/06 L 193.600-193.100 H
2/16/07 L 194.575-192.275 A
2/23/07 W 195.675-194.700 H
3/31/07 L 195.225-195.175 A
2/4/08 L 196.000-192.250 A
2/22/08 L 193.100-189.650 N
3/21/08 L 195.075-193.150 H
3/29/08 L 194.575-194.150 N
1/26/09 L 194.750-191.925 A
3/16/09 L 194.950-191.050 H
3/21/09 L 195.175-192.425 N
1/22/10 L 195.050-191.225 A
2/15/10 L 195.075-186.675 H
3/27/10 L 195.800-193.675 N
1/7/11 L 193.475-192.800 H
1/29/11 L 194.275-191.900 N
2/4/11 L 194.000-192.125 A
3/12/11 L 195.400-193.150 A
3/19/11 L 194.825-191.850 N
1/27/12 L 194.525-194.050 H
2/25/12 L 193.925-193.625 N
3/9/12 W 194.200-193.700 A
3/24/12 L 195.025-194.775 H
1/25/13 L 194.025-192.875 H
2/1/13 L 195.425-194.200 A
3/23/13 W 195.100-194.925 A
1/17/14 W 194.150-193.975 A
3/14/14 W 196.000-195.550 H
3/22/14 L 196.125-196.075 N
2/20/15 L 196.225-195.025 H
2/27/15 L 196.475-195.100 A
3/21/15 L 196.275-195.125 N
1/22/16 L 195.275-194.900 A
1/29/16 W 195.425-195.250 H
3/19/16 L 196.575-195.875 N
4/2/16 W 195.025-194.950 N

2/10/17 L 196.725-195.725 A
3/10/17 L 195.675-194.600 H
3/18/17 W 196.100-196.075 H
2/12/18 W 195.275-195.200 A
3/16/18 W 196.500-195.750 H
3/24/18 W 195.825-195.575 A
2/1/19 L 195.500-194.975 A
3/8/19 L 196.350-195.275 H
3/22/19 L 195.900-193.800 N
1/11/20 L 194.650-194.150 N
1/31/20 L 195.875-195.175 A
2/14/20 W 196.525-196.450 H
1/9/21 W 194.350-194.325 N
1/22/21 L 196.650-196.625 H
2/19/21 L 197.275-195.975 A
3/9/21 W 196.775-195.125 N
3/20/21 W 196.250-196.225 H
1/7/22 W 195.875-195.000 N
2/4/22 W 196.425-195.550 H
2/11/22 L 196.975-196.800 A
3/19/22 W 197.025-196.500 N
1/13/23 L 196.175-195.800 N
1/20/23 L 196.600-193.425 A
2/17/23 L 197.125-196.175 H
3/18/23 L 196.875-195.825 N

SPOKANE COLLEGE (1-0)

H: 0-0 A: 0-0 N: 1-0

1/31/86 W 175.500-160.250 N

STANFORD (5-9)

H: 3-0 A: 0-1 N: 2-8

2/9/80 W 136.550-134.150 H
2/22/85 L 179.000-174.000 N
3/2/85 L 176.750-175.200 N
4/4/88 W 187.450-184.900 H
2/25/89 L 188.100-187.500 A
2/15/91 W 187.350-184.300 N
1/27/92 W 189.300-187.050 H
3/4/95 L 192.225-190.475 N
4/6/02 L 196.125-193.400 N
1/26/14 L 197.275-194.400 N
4/1/17 L 195.575-194.850 N
1/22/22 W 196.350-195.725 N
3/6/22 L 196.325-195.775 N
3/10/23 L 197.400-195.00 N

TEMPLE (1-0)

H: 0-0 A: 0-0 N: 1-0

3/12/22 W 195.200-193.625 N

TEXAS WOMAN'S (9-3)

H: 3-0 A: 3-3 N: 3-0

2/21/97 W 195.475-187.950 H
3/1/97 W 197.225-194.000 A
3/3/97 W 195.325-189.775 H
3/12/00 W 195.900-193.000 A
1/17/04 W 192.800-191.325 N
3/1/05 L 195.950-195.900 A
1/15/06 W 192.875-190.475 A
2/10/06 W 193.350-191.125 H
3/13/08 L 194.200-193.900 A
1/27/12 L 192.425-192.325 A
1/6/17 W 191.600-189.500 N
3/24/18 W 195.725-194.925 N

TOWSON (2-0)

H: 2-0 A: 0-0 N: 0-0

2/25/22 W 196.225-195.600 H
2/27/22 W 196.725-196.000 H

UC DAVIS (6-2)

H: 3-0 A: 1-1 N: 2-1

3/4/96 W 192.025-185.125 H
1/26/02 W 191.475-190.875 N
1/26/14 L 195.875-194.400 A
4/5/14 L 193.900-191.875 N
1/30/15 W 194.275-193.550 H
2/9/18 W 195.000-194.525 A
2/21/20 W 196.800-195.850 N



ALL-TIME OPPONENTS HISTORY

2/28/20	W 195.725-193.700	H
UCLA (3-15)		
H: 1-1 A: 1-9 N: 1-5		
2/23/78	L 144.000-141.000	A
1978	L 138.400-136.200	A
2/9/79	W 134.950-128.950	H
2/23/79	W 133.700-130.850	A
3/30/79	W 133.700-130.950	N
2/29/80	L 143.350-137.700	A
4/4/80	L 138.850-131.450	A
4/10/81	L 144.100-132.750	N
2/12/83	L 181.500-180.500	H
2/18/84	L 187.350-174.550	A
3/4/01	L 197.700-192.225	A
2/26/10	L 197.250-188.700	N
3/16/14	L 197.050-196.000	A
4/5/14	L 196.600-191.875	N
4/2/16	L 196.375-195.025	N
2/20/17	L 195.875-195.700	A
3/16/19	L 197.575-194.850	A
1/18/20	L 197.425-194.750	N

UC SANTA BARBARA (14-0)

H: 5-0 A: 3-0 N: 6-0		
3/28/92	W 192.700-189.750	H
3/20/93	W 189.500-185.800	N
3/27/94	W 190.450-189.050	N
3/25/95	W 190.550-189.675	A
3/30/96	W 193.650-190.800	H
3/22/97	W 194.075-193.575	N
2/13/98	W 194.100-184.450	H
3/21/98	W 194.525-186.475	N
2/21/99	W 190.850-186.175	A
3/27/99	W 195.200-187.925	N
2/18/00	W 194.525-190.600	H
3/18/00	W 194.250-191.550	H
3/4/01	W 192.225-188.575	N
3/24/01	W 195.675-193.575	A

UTAH (3-94)

H: 2-28 A: 0-41 N: 1-25		
2/3/78	L 140.000-134.400	A
2/4/78	W 142.000-106.450	H
3/10/78	L 138.050-134.700	N
1/12/79	W 136.150-129.500	H
1/26/79	W 133.650-129.300	N
1/27/79	L 132.100-131.700	N
3/17/79	L 136.050-133.300	H
3/30/79	L 138.100-133.700	N
2/1/80	L 140.800-133.100	N
2/2/80	L 139.900-134.150	N
2/9/80	L 144.500-136.550	H
2/29/80	L 145.200-137.700	N
3/22/80	L 147.450-141.150	N
4/4/80	L 144.150-131.450	N
2/9/81	L 150.200-140.300	H
2/27/81	L 148.200-140.950	A
3/28/81	L 149.350-142.400	N

4/10/81	L 145.650-132.750	A
1/17/83	L 181.750-170.300	A
3/9/83	L 186.900-178.550	H
3/26/83	L 185.550-174.350	H
2/6/84	L 190.900-180.250	A
3/8/84	L 186.750-179.200	H
3/24/84	L 187.300-168.850	A
2/9/85	L 189.700-176.400	A
3/4/85	L 186.700-180.950	H
3/4/86	L 188.750-184.050	A
3/10/86	L 186.250-183.850	H
3/22/86	L 186.850-181.150	A
4/5/86	L 187.750-182.750	A
1/26/87	L 189.000-184.700	A
3/28/87	L 187.405-184.850	A
4/11/87	L 188.600-182.600	N
1/29/88	L 185.600-180.650	N
2/22/88	L 190.550-185.600	A
3/26/88	L 190.900-186.400	H
4/9/88	L 190.200-184.800	N
1/16/89	L 187.600-181.450	A
3/4/89	L 191.600-188.900	H
3/18/89	L 191.800-186.600	N
4/1/89	L 192.800-188.300	A
1/19/90	L 191.950-184.550	A
3/17/90	L 191.450-189.050	H
3/24/90	L 194.500-188.850	A
4/7/90	L 194.950-187.550	A
2/2/91	L 195.600-190.600	A
2/20/91	L 192.400-190.800	H
4/6/91	L 194.625-190.575	N
4/19/91	L 194.375-185.950	N
1/20/92	L 194.000-185.550	A
2/7/92	L 195.750-188.600	A
2/24/92	L 195.650-190.650	H
4/6/92	L 197.075-189.350	A
1/18/93	L 196.950-188.450	A
2/8/93	L 196.300-187.800	A
3/1/93	L 195.850-191.400	H
4/3/93	L 196.980-189.850	H
2/7/94	L 194.675-190.050	A
3/12/94	L 194.200-192.800	H
4/9/94	L 194.100-188.450	N
2/6/95	L 196.300-190.100	A
3/11/95	L 197.175-193.925	H
4/8/95	L 196.625-191.950	N
1/19/96	L 192.350-188.050	H
2/23/96	L 196.100-192.800	A
4/13/96	L 196.675-193.050	A
1/24/97	L 196.750-193.625	H
2/17/97	L 196.925-192.750	A
4/5/97	L 195.700-193.675	A
2/2/98	L 195.950-193.400	H
2/27/98	L 196.175-192.775	A
4/4/98	L 195.575-191.175	N
2/26/99	L 197.625-195.675	H
1/14/00	L 195.650-190.375	A
2/7/00	L 197.075-193.175	H
4/1/00	L 196.325-192.950	N

2/6/01	L 197.125-194.325	A
4/7/01	L 194.075-191.200	A
2/15/02	L 196.350-193.600	H
2/7/03	L 197.825-196.150	H
2/27/04	L 198.050-195.475	A
1/14/05	L 195.675-193.850	H
1/27/06	L 197.200-192.675	A
2/9/07	L 196.575-194.325	H
2/22/08	L 197.200-189.650	A
2/9/09	L 196.950-193.500	H
2/12/10	L 196.225-178.250	A
2/25/11	L 196.550-193.150	H
1/13/12	L 197.400-191.925	A
4/5/14	L 197.300-191.875	N
4/4/15	L 196.575-195.150	N
4/2/16	L 197.125-195.025	A
1/11/20	L 197.000-194.150	N
1/9/21	L 196.900-194.350	N
3/12/21	L 197.275-196.500	A
1/7/22	L 197.100-195.875	N
1/13/23	L 197.750-195.800	N

UTEP (7-0)

H: 2-0 A: 2-0 N: 3-0		
2/11/78	W 134.500-123.100	A
3/10/78	W 134.700-124.100	N
1/19/79	W 133.400-110.350	H
2/2/80	W 134.150-119.450	A
3/22/80	W 141.150-126.100	N
1/31/81	W 137.400-120.450	H
3/28/81	W 142.400-128.000	N

WASHINGTON (10-13)

H: 5-1 A: 0-8 N: 5-4		
2/9/81	W 140.300-139.000	H
1/30/82	L 138.000-137.600	A
2/14/83	W 178.250-173.750	H
1/26/84	L 182.350-174.000	A
2/22/85	L 181.400-174.000	N
1/26/87	W 184.700-182.650	N
1/9/88	L 178.200-176.700	A
1/25/88	W 182.200-176.150	H
1/29/88	L 182.350-180.650	N
3/2/91	W 188.900-187.500	N
2/21/92	W 189.250-185.850	N
3/6/92	W 187.100-184.450	N
1/21/94	L 187.100-186.400	A
2/14/94	W 191.400-188.950	H
1/23/98	L 191.250-187.125	A
3/6/98	L 194.775-191.725	H
2/6/99	W 193.125-192.550	N
2/10/06	W 193.350-190.400	H
1/12/07	L 193.000-191.400	A
4/2/16	L 195.825-195.025	N
4/1/17	L 196.550-194.850	A
3/1/19	L 196.750-195.025	N
3/6/22	L 196.825-195.775	A

WASHINGTON STATE (6-0)

H: 4-0 A: 1-0 N: 1-0		
4/2/82	W 137.450-134.400	N
2/14/83	W 178.250-170.350	H
1/29/85	W 175.050-170.850	H
2/25/85	W 179.100-177.650	H
1/31/86	W 175.500-172.550	A
3/10/86	W 183.850-138.350	H

WEBER STATE (2-0)

H: 1-0 A: 0-0 N: 1-0		
1/21/78	W 140.700-109.200	H
2/18/78	W 134.250-106.650	N

W. AUSTRALIAN STATE TEAM (1-0)

H: 1-0 A: 0-0 N: 0-0		
1/6/82	W 133.950-132.500	H

WEST VIRGINIA (3-5)

H: 1-0 A: 1-0 N: 1-5		
4/2/82	L 141.400-137.450	N
3/3/90	W 186.900-184.050	N
3/4/96	W 192.025-191.225	H
2/27/00	L 195.475-192.750	N
4/1/00	L 195.475-192.950	N
4/7/01	L 192.400-191.200	N
1/12/19	L 195.500-194.600	N
2/17/19	W 196.075-195.575	A

WILLIAM & MARY (1-0)

H: 0-0 A: 0-0 N: 1-0		
2/14/03	W 194.350-193.175	N

WISCONSIN (2-0)

H: 1-0 A: 1-0 N: 0-0		
1/13/86	W 178.850-167.450	H
2/2/90	W 187.450-184.500	A

WISCONSIN-EAU CLAIRE (2-0)

H: 0-0 A: 0-0 N: 2-0		
1/17/04	W 192.800-185.525	N
1/21/11	W 191.350-181.675	N

WISCONSIN-LA CROSSE (1-0)

H: 0-0 A: 0-0 N: 1-0		
1/7/07	W 190.000-185.100	N

YALE (1-0)

H: 0-0 A: 0-0 N: 1-0		
1/17/10	W 191.650-186.525	N

CONFERENCE TITLES (6)

- 1992..... Big West (192.700)
- 1996..... Big West (193.650)
- 1998..... Big West (194.525)
- 2001..... Big West (195.675)
- 2005... Western Gym. (195.150)
- 2022..... MRGC (197.025)



UTAH STATE POSTSEASON HISTORY

AIAW NATIONALS (4)

Year	Finish
1979	10th
1980	13th
1981	14th
1982	9th

NCAA NATIONALS (1)

Year	Finish
1991	12th

NCAA REGIONALS (26)

Year	Finish
1983	4th
1984	6th
1986	5th
1987	6th
1988	5th
1989	6th
1990	6th
1991	5th
1992	6th
1993	5th
1994	7th
1995	6th
1996	6th
1997	6th
1998	7th

1999	3rd
2000	5th
2001	5th
2002	6th
2005	6th
2007	6th
2014	6th
2015	5th
2016	5th
2017	6th
2021... T-3rd (2nd Round - Session II)	
2022... 3rd (2nd Round - Session I)	




ALL-TIME COACHING RESULTS


Year	Coach	Regular Season	Postseason	Overall	High Score	Conference Finish	Regional Finish	National Finish
1977-78	Ray Corn	30-4	6-2	36-6	142.000	---	Third	(AIAW) DNQ
1978-79	Ray Corn	25-7	10-11	35-18	136.150	---	Third	(AIAW) 10th
1979-80	Ray Corn	15-15	8-14	23-29	141.150	---	Third	(AIAW) 13th
1980-81	Ray Corn	16-6	5-15	21-21	142.400	---	Third	(AIAW) 14th
1981-82	Ray Corn	13-4	4-9	17-13	145.750	---	Second	(AIAW) Ninth
1982-83	Ray Corn	11-7	3-3	14-10	180.500	---	Fourth	(NCAA) DNQ
1983-84	Ray Corn	9-12	0-5	9-17	180.250	---	Sixth	(NCAA) DNQ
1984-85	Ray Corn	11-14-1	---	11-14-1	181.600	---	---	(NCAA) DNQ
1985-86	Ray Corn	21-6	3-5	24-11	184.700	Second	Fifth	(NCAA) DNQ
1986-87	Ray Corn	13-4	2-7	15-11	186.700	Third	Sixth	(NCAA) DNQ
1987-88	Ray Corn	13-8	4-5	17-13	187.450	Second	Fifth	(NCAA) DNQ
1988-89	Ray Corn	8-10	4-7	12-17	188.900	Third	Sixth	(NCAA) DNQ
1989-90	Ray Corn	14-3-1	4-7	18-10-1	192.600	Third	Sixth	(NCAA) DNQ
1990-91	Ray Corn	12-7	2-15	14-22	192.000	---	Fifth	(NCAA) 12th
1991-92	Ray Corn	12-10	4-5	16-15	192.700	First	Sixth	(NCAA) DNQ
1992-93	Ray Corn	9-9	5-5	14-14	191.650	Second	Fifth	(NCAA) DNQ
1993-94	Ray Corn	12-4	3-7	15-11	193.750	Second	Seventh	(NCAA) DNQ
1994-95	Ray Corn	7-8	4-6	11-14	193.950	Second	Sixth	(NCAA) DNQ
1995-96	Ray Corn	7-9	5-5	12-14	194.150	First	Sixth	(NCAA) DNQ
1996-97	Ray Corn	7-5	3-6	10-11	197.225	Second	Sixth	(NCAA) DNQ
1997-98	Ray Corn	5-11	3-6	8-17	194.525	First	Seventh	(NCAA) DNQ
1998-99	Ray Corn	12-2	5-3	17-5	195.675	Second	Third	(NCAA) DNQ
1999-00	Ray Corn	9-8	3-5	12-13	195.900	Second	Fifth	(NCAA) DNQ
2000-01	Ray Corn	6-10	4-4	10-14	196.025	First	Fifth	(NCAA) DNQ
2001-02	Ray Corn	5-13	2-7	7-20	195.550	Third	Sixth	(NCAA) DNQ
2002-03	Ray Corn	9-10	0-3	9-13	196.675	Fourth	---	(NCAA) DNQ
2003-04	Ray Corn	8-10	1-2	9-12	196.225	Third	---	(NCAA) DNQ
2004-05	Ray Corn	5-8	3-5	8-13	195.900	First	Sixth	(NCAA) DNQ
2005-06	Ray Corn	5-14	2-3	7-17	193.775	Fourth	---	(NCAA) DNQ
2006-07	Ray Corn	8-8	3-7	11-15	195.675	Third	Sixth	(NCAA) DNQ
2007-08	Ray Corn	5-14	1-4	6-18	194.450	Fifth	---	(NCAA) DNQ
Career Totals:		342-260-2	106-188	448-448-2	197.225	First (5x)	Second (1x)	Ninth (1x)
2008-09	Jeff Richards	1-14	0-5	1-19	193.825	Sixth	---	(NCAA) DNQ
2009-10	Jeff Richards	1-16	3-2	4-18	193.725	Third	---	(NCAA) DNQ
2010-11	Jeff Richards	2-14	1-4	3-18	194.550	Fifth	---	(NCAA) DNQ
2011-12	Jeff Richards	5-12	0-4	5-16	194.875	Fifth	---	(NCAA) DNQ
2012-13	Jeff Richards	3-11	2-3	5-14	195.100	Fourth	---	(NCAA) DNQ
Career Totals:		12-67	6-18	18-85	195.100	Third (1x)	---	---
2013-14	Nadalie Walsh	10-8	0-9	10-17	196.075	Fifth	Sixth	(NCAA) DNQ
2014-15	Nadalie Walsh	9-8	2-7	11-15	196.350	Fourth	Fifth	(NCAA) DNQ
2015-16	Nadalie Walsh	7-8	1-7	8-15	196.025	Fourth	Fifth	(NCAA) DNQ
2016-17	Nadalie Walsh	7-10	2-6	9-16	196.300	Second	Sixth	(NCAA) DNQ
Career Totals:		33-34	5-29	38-63	196.350	Second (1x)	Fifth (2x)	---
2017-18	Amy Smith	8-9	1-2	9-11	196.500	Third	---	(NCAA) DNQ
2018-19	Amy Smith	5-10	0-3	5-13	196.075	Fourth	---	(NCAA) DNQ
2019-20	Amy Smith	7-6-1	0-0	7-6-1	196.800	Fourth	---	(NCAA) DNQ
2020-21	Amy Smith	3-12	0-2-1	3-14-1	196.775	Third	Tie for Third	(NCAA) DNQ
2021-22	Amy Smith	11-9	4-2	15-11	196.775	First	Third	(NCAA) DNQ
Career Totals:		34-46-1	5-9-1	39-55-2	197.025	First (1x)	Third (2x)	---
2022-23	Kristine White	2-12	0-3	2-15	196.175	Fourth	---	(NCAA) DNQ
Program Totals:		423-419-3	122-247-1	545-666-4	197.225	First (6x)	Second (1x)	Ninth (1x)



Ray Corn



Jeff Richards



Nadalie Walsh



Amy Smith



Kristine White