



2023
UTAH STATE
GYMNASTICS
SOMETHING 2 PROVE

UNIVERSITY QUICK FACTS

Location: Logan, Utah
Founded: 1888
Enrollment: 27,691
President: Noelle E. Cockett
Interim AD: Jerry Bovee
Executive Associate AD - Internal Affairs/SWA:
..... Amy Crosbie
Affiliation: NCAA Division I
Conference: ... Mountain Rim Gymnastics (MRGC)
Nickname: Aggies
Colors: Navy Blue, White and Pewter Grey
Home Arena: .. Dee Glen Smith Spectrum (10,270)

TEAM QUICK FACTS

Head Coach: Kristin White
Alma Mater: Oklahoma, 2010
Record at Utah State: 0-0 (First Year)
Assistant Coach: Robert Ladanyi (First Year)
Assistant Coach: Rachel Slocum (First Year)
Athletic Trainer: Mandy Oas (First Year)
Team Manager:..... Daniel Barclay (Third Year)
2022 Overall Record: 15-11
2022 MRGC Record: 3-4
2022 Dual Meet Record: 2-3
2022 Postseason: 3rd, NCAA Regional Semis
2022 Final Regional Ranking: ... 6th, North Central
2022 Final National Ranking: 23rd
Letterwinners Returning/Lost: 6/6
Newcomers: 7


MEDIA RELATIONS

Gymnastics SID: Wade Denniston
Office Phone: 435.797.1361
Cell Phone: 435.787.8587
Email: wade.denniston@usu.edu
Fax: 435.797.2615
Associate AD/Media Relations: Doug Hoffman
Office Phone: 435.797.3714
Email: doug.hoffman@usu.edu
Assistant Media Relations Coordinator.....
..... Ashley Springer
Office Phone: 435.797.5547
Email: ashley.springer@usu.edu
Media Relations Assistant: Daniel Hansen
Office Phone: 435.797.8584
Email: danielbhansen@usu.edu
Mailing Address: 7400 Old Main Hill
..... Logan, Utah 84322-7400


SOCIAL MEDIA

Gymnastics Twitter: @USUGymnastics
Gymnastics Instagram: usugymnastics
Gymnastics Facebook: www.facebook.com/
..... UtahStateGymnastics







1 Introduction



16 Season Outlook



19 The Aggies



50 Coaching Staff

INTRODUCTION 1-15

University Quick Facts 1

Table of Contents 2

Media Information 3

This is Utah State Gymnastics 4

Ray Corn Gymnastics Training Facility 5

Aggie Spirit 6

Laub Athletics-Academics Complex 7

Athletic Training 8

iFIT Sports Performance Center 9

Fueling Station 10

Campus 11

Cache Valley 12

Logan 13

Beehive State 14

Facilities 15

2023 OUTLOOK 16-18

Rosters 16-17

Schedule 18

THE AGGIES 19-49

Carley Bayles 20-21

Grace Rojas 22-23

Lexi Aragon 24-25

Maia Fishwick 26-27

Jessica Gutierrez 28-29

Alivia Ostendorf 30-31

Sofi Sullivan 32-33

Ariel Toomey 34-35

Brianna Brooks 36-37

Jenna Eagles 38-39

Angel Stuart 40-41

Amari Evans 42-43

Payton Gatzlaff 44-45

Dani Kirstine 46-47

Brooke Wilson 48-49

Avery Bibbey 50-51

Chelsea Southam 52-53

COACHES AND STAFF 54-57

Head Coach Kristin White 58-59

Assistant Coach Robert Ladanyi 60

Assistant Coach Rachel Slocum 61

Support Staff 61

2022 REVIEW 54-59

Meet Results 55

Individual Titles/Top-3 Finishes 55

Lineups 56

NCAA/MRGC Rankings 56

Gymnast & Team Superlatives 57

MRGC Individual & Team Event Leaders 58

Class Records 58

Season Honors 58

The Last Time Utah State 59

Utah State in the Rankings 59

HISTORY AND RECORDS 60-90

Individual Accolades 61-63

All-Time Team Records 64

All-Time Individual Records 65

Individual/Team Season Averages 66

Letterwinners 67

Wall Of Fame 68-70

All-Time Results 71-79

All-Time Series Records 80-82

Spectrum Attendance Highs 82

All-Time Opponents History 83-88

Postseason History 88

Coaching History 89-90

THIS IS UTAH STATE 91-96

University Quick Facts 92

President Noelle E. Cockett 93

Interim Athletics Director Jerry Bovee 94

Senior Associate AD/SWA Amy Crosbie 95

Support Staff 96

2023 MEDIA GUIDE CREDITS


The 2023 Utah State Gymnastics Media Guide was written and designed by Assistant Media Relations Coordinator Wade Denniston of the Utah State Media Relations Office, with editorial assistance from Associate AD/Media Relations Doug Hoffman. Utah State is an Equal Opportunity Educational Institution.

Layout and Design
Wade Denniston

Photography
Wade Denniston, Taylor Brown, Garrett, Graf, Eli Lucero, Taylor Sampson, Frankie Sutura, the USU Athletic Media Relations office archives and the Utah State University photo archives.

Cover
Cover design by Summit Communications.

Printing
Publication, Design and Production, Logan, Utah.



54 2022 Review



60 History & Records



91 Utah State





MEDIA SERVICES

The 2023 Utah State University gymnastics guide has been prepared to assist the working media and is designed to aid all media members in their coverage of Aggie gymnastics. Questions, requests for additional information, player interviews, photographs and press credentials should be directed to Assistant Media Relations Coordinator Wade Denniston, Athletic Media Relations, 7400 Old Main Hill, Logan, UT, 84322, or by phone (435) 797-1361.

MEDIA CREDENTIALS

Credentials for Utah State home gymnastics meets will be issued through the Utah State Athletic Media Relations Office for working press only when needed. We urge all members of the media to send their credential requests on company letterhead to Assistant Media Relations Coordinator Wade Denniston, well in advance to insure the availability of credentials. If desired, credentials can be left at will call at the USU Ticket Office, which is located on the first floor of the Dee Glen Smith Spectrum.

MEET DAY SERVICES

The Utah State University Athletic Media Relations Office provides pre-meet notes, statistics and flip card prior to each home meet. Complete results will be available approximately 10 minutes after the conclusion of each meet. Power outlets are located throughout the main working area of press row. Those members of the media with special needs should contact the USU Athletic Media Relations Office well in advance in order to complete the arrangements.

PHOTOGRAPHERS

Photographers may shoot meets on the floor. However, those photographers working on the floor must stay well beyond the lines of the floor.

USU ON THE INTERNET

Information on USU Athletics can be found on the internet at the following address - www.utahstateaggies.com. Fans can also follow the Aggies on Facebook (/UtahStateGymnastics or /USUAthletics), on Twitter (@usugymnastics or @usuathletics), on Instagram (@usugymnastics or @usuathletics) or on Youtube (/usuathletics).

COACH WHITE INTERVIEWS

Utah State head gymnastics coach Kristin White will be available after each home meet for interviews after a brief cooling off period. White will also be available for one-on-one and telephone interviews throughout the week. Interviews with White can be arranged by contacting the Athletic Media Relations Office.

GYMNAST INTERVIEWS

Utah State University welcomes media representation at gymnastics practice sessions at the team's training facility located inside the HPER. We encourage all media members to contact the Utah State Athletic Media Relations Office for gymnast interview requests and practice times. In most cases, gymnasts will be available for interviews before and after practice.

POST-MEET INTERVIEWS

Post-meet interviews with head coach Kristin White and select gymnasts will take place after a brief cooling off period in a designated area on the floor.

WATCH THE AGGIES ON THE INTERNET

All of Utah State's home meets are available to view live via the internet at www.utahstateaggies.com/watch.

LIVE STATS

Aggie fans will be able to follow Utah State home and away meets through a live stats link provided on USU's website at www.utahstateaggies.com, and the gymnastics social media outlets.

NOTICE OF NON-DISCRIMINATION

USU is committed to a learning and working environment free from discrimination, including harassment. For USU's non-discrimination notice, see <https://equity.usu.edu/non-discrimination>.

DIRECTIONS TO LOGAN

Logan, Utah, is home to Utah State University and is located approximately 80 miles north of Salt Lake City, Utah.

FROM SALT LAKE INTERNATIONAL AIRPORT:

Take I-80 East out of the airport to 215 North, which will run into I-15 North. Follow I-15 North to exit 362 (Highway 89-91) in Brigham City. Follow Highway 89 into Logan, where it becomes Main Street until you reach 1000 North and turn right. Follow 1000 North east where it will run into the campus. The media parking lot is located directly north of the arena. Entrance to the lot is off of 900 East, between 900 and 1000 North.

MEDIA OUTLETS

Newspapers

Logan Herald Journal (435) 752-2121
1068 West 130 South
Logan, Utah 84321

Salt Lake Tribune (801) 257-8900
400 West 90 South #700
Salt Lake City, Utah 84101

Deseret News (801) 237-2161
55 North 300 West
Salt Lake City, Utah 84180

Ogden Standard Examiner (801) 625-4261
PO Box 12790
Ogden, Utah 84412

Utah Statesman (435) 797-1761
PO Box 1249
Logan, Utah 84322

Spectrum/Daily News (435) 674-6250
275 East St. George Blvd.
St. George, Utah 84770

The Associated Press (801) 322-3405
90 South 400 West Suite 607
Salt Lake City, Utah 84101

Radio

KZNS (1280 AM/97.5 FM) (801) 524-2600
515 South 700 East
Salt Lake City, Utah 84102

KVNU/KVFX (610 AM/94.5 FM) (435) 752-5141
PO Box 267
Logan, Utah 84323

KUSU (Utah Public Radio) (435) 797-1352
8505 Old Main Hill
Logan, Utah 84322

KACH (1340 AM/105.5 FM) (208) 852-1340
1633 North Radio Station Road
Preston, Idaho 83263

KSL (1160 AM/102.7 FM) (801) 575-6397
55 North 300 West
Salt Lake City, Utah 84110

Television

KUTV (CBS - Ch. 2) (801) 973-3327
299 South Main
Salt Lake City, Utah 84111

KTVX (ABC - Ch. 4) (801) 975-4427
2175 West 1700 South
Salt Lake City, Utah 84104

KSL (NBC - Ch. 5) (801) 575-5535
#5 Triad Center
Salt Lake City, Utah 84110

KSTU (Fox - Ch. 13) (801) 536-1371
5020 West Amelia Earhart Dr.
Salt Lake City, Utah 84116

Cis-Com Sports (435) 744-4403
1395 North 400 East Suite C
Logan, Utah 84341



THIS IS UTAH STATE...



GYMNASTICS



The Ray Corn Gymnastics Training Facility, which opened in the fall of 2016, is just shy of 8,000 square feet. The design of the facility creates the opportunity for every event to have multiple landing surfaces. There is also an in-ground 40-foot tumbling track, an in-ground Euro trampoline with spotting harness available, a surround sound system and instant replay visual system with multiple camera angles available on each event. There is also a tumbling strip into loose foam and two tumbling strips into resi landing.

VAULT: There are two vaulting tables, both of which have runway lengths above the regulation size. One vault has an in-ground resi pit, while the other one has a large, loose foam pit.


BARS: There is one full set of uneven bars with regulation competition matting, one competition set with the high and low bar over resi mats. This set has a traveling spotting belt harness system and spotting platforms available for use. There is also one single rail set over a loose foam pit.

BEAM: The facility features three beams and regulation competition matting with a loose foam dismount area and resi dismount surface for end and side dismounts.

FLOOR: The facility's floor is larger than regulation floor exercise matting.



RAY CORN GYMNASTICS TRAINING FACILITY



AGGIE SPIRIT



UTAH STATE UNIVERSITY



WOMEN'S BEACH VARSITY 35

The three-story, 69,000-square-foot Jim and Carol Laub Athletics-Academics Complex is a state-of-the-art multi-purpose facility that meets all of the athletic and academic needs of Utah State's 16 sports programs and nearly 400-plus student-athletes. Within the facility, which was completed in the summer of 2008, is the 11,000-square-foot Dale Mildenerger Sports Medicine Complex and Dr. John Worley Sports Medicine Research Center, the Steve Mothersell Athletics Hall of Honor and the 7,000-square-foot J. Ken "Kenny" Seamons Equipment Room. Also located on the first floor are locker rooms for football, while the second floor features a 120-seat auditorium. The student-athlete academics center is located on the third floor, which includes numerous study hall and tutor areas, a computer lab and the Dr. Randall and Julianne Stockham Student-Athlete Academics Hall of Honor. The third floor also houses coaches' offices and meeting rooms for the track & field and cross country programs.



LAUB ATHLETICS-ACADEMICS COMPLEX




The Dale Mildenberger Sports Medicine Complex and the Dr. John Worley Sports Medicine Research Center is one of the finest in the nation with over 11,000 square-feet to provide maximum service to Utah State's 16 intercollegiate sports and 400-plus student-athletes. Among the many amenities are 24 treatment tables, a 2,000 square-foot physical therapy and rehabilitation center, and three hydroworx therapy pools for non-weight or partial weight-bearing rehabilitation to enhance recovery. The Sports Medicine Complex also houses office space for five full-time staff members and numerous graduate assistants, a team physician examination room and physical therapy office.


With the addition of the new facilities and the continued cooperation between Utah State Athletics, Intermountain HealthCare and HPER/Exercise Science, Utah State University is becoming one of the foremost sports medicine research institutions in the Intermountain West.



ATHLETIC TRAINING



Completed in June of 2013, Utah State's \$6.5 million, 26,329-square-foot iFit Sports Performance Center features areas for weight training, cardiovascular workouts and speed and agility training, as well as offices for staff. Built on existing university property at the northwest corner of Maverik Stadium, the state-of-the-art multi-level facility alleviated overcrowding in the previous 5,800-square-foot strength and conditioning center and accommodates almost 400 student-athletes from 16 sports programs. The iFit Sports Performance Center is the largest such facility in the Mountain West and rivals any strength and conditioning complex in the country.



iFIT SPORTS PERFORMANCE CENTER



The Aggie Fueling Station, located on the bottom floor of the ICON Sports Performance Center, was created prior to the start of the 2016-17 school year by representatives from the nutritional program and athletics, who had a goal of working together to provide student-athletes with the food they need to complement the physical demands of training and nutrition. The fueling station is stocked with appetizing food focused on combining convenience and nutrition. Student-athletes can choose from a variety of fresh fruits and vegetables, cheese, milk, chicken, yogurt, beef jerky, peanut butter, trail mixes and much more. Workers at the fueling station prepare fruits and vegetables, measuring out serving sizes, restock the serving area and plan the daily special. In addition to food preparation, volunteers are on site to answer nutrition questions from student-athletes and give presentations about health and wellness to all 16 of Utah State's sports programs.

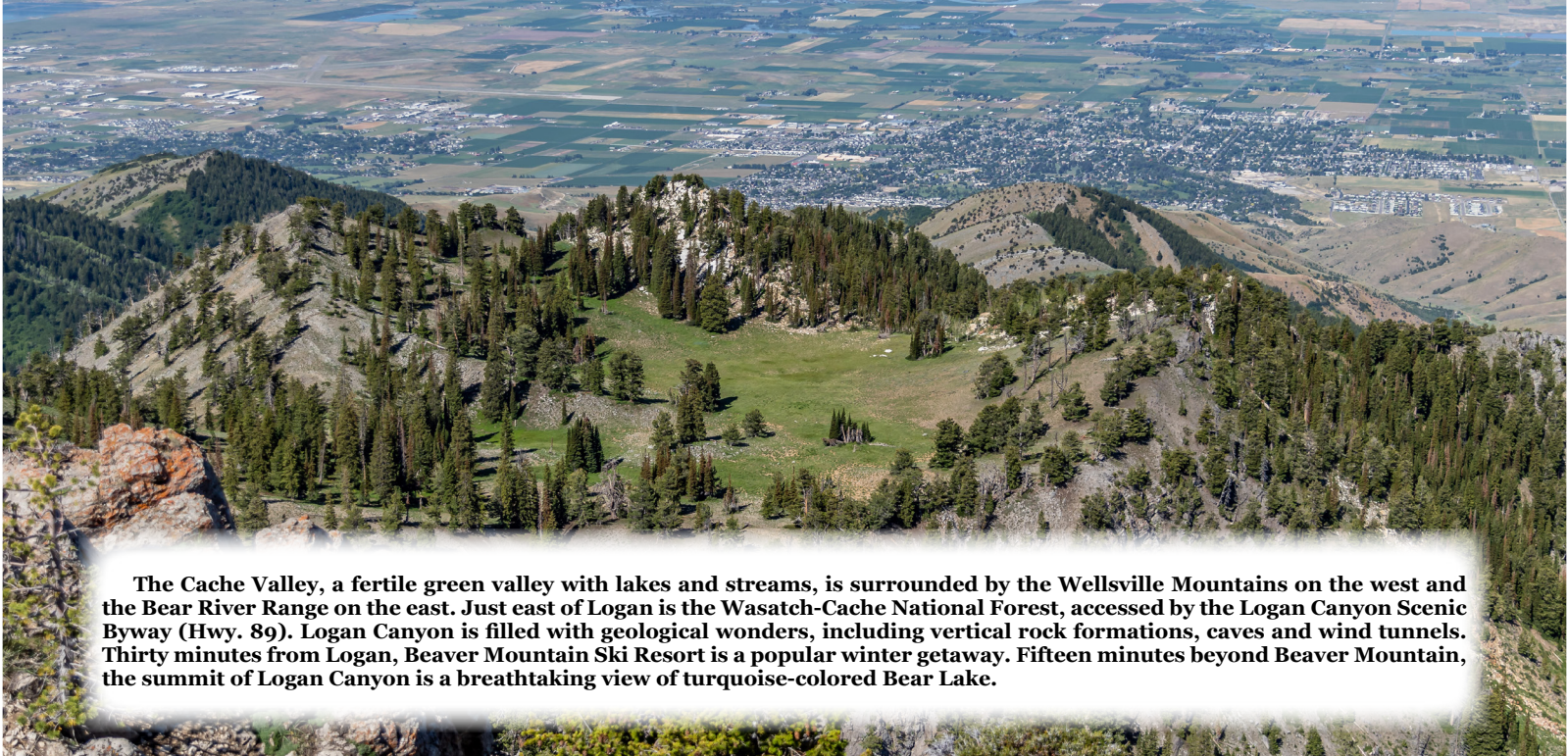




Plain and simple, people who have been to Utah State University love it. No other place provides the complete package quite like USU: top-notch academics, nationally recognized research, Division I athletics, and more than 200 student clubs and organizations, all on the oldest residential campus in the state. And the mountains. USU, located in Logan, Utah, is just 15 minutes from two mountain ranges and within a half-day's drive of six national parks, including Yellowstone. As the No. 2 public university in the nation in the "2020 National University Rankings" by Washington Monthly, USU provides big-school opportunities with a small-school feel.



CAMPUS



The Cache Valley, a fertile green valley with lakes and streams, is surrounded by the Wellsville Mountains on the west and the Bear River Range on the east. Just east of Logan is the Wasatch-Cache National Forest, accessed by the Logan Canyon Scenic Byway (Hwy. 89). Logan Canyon is filled with geological wonders, including vertical rock formations, caves and wind tunnels. Thirty minutes from Logan, Beaver Mountain Ski Resort is a popular winter getaway. Fifteen minutes beyond Beaver Mountain, the summit of Logan Canyon is a breathtaking view of turquoise-colored Bear Lake.



BEAVER MOUNTAIN



HIKING



WIND CAVES

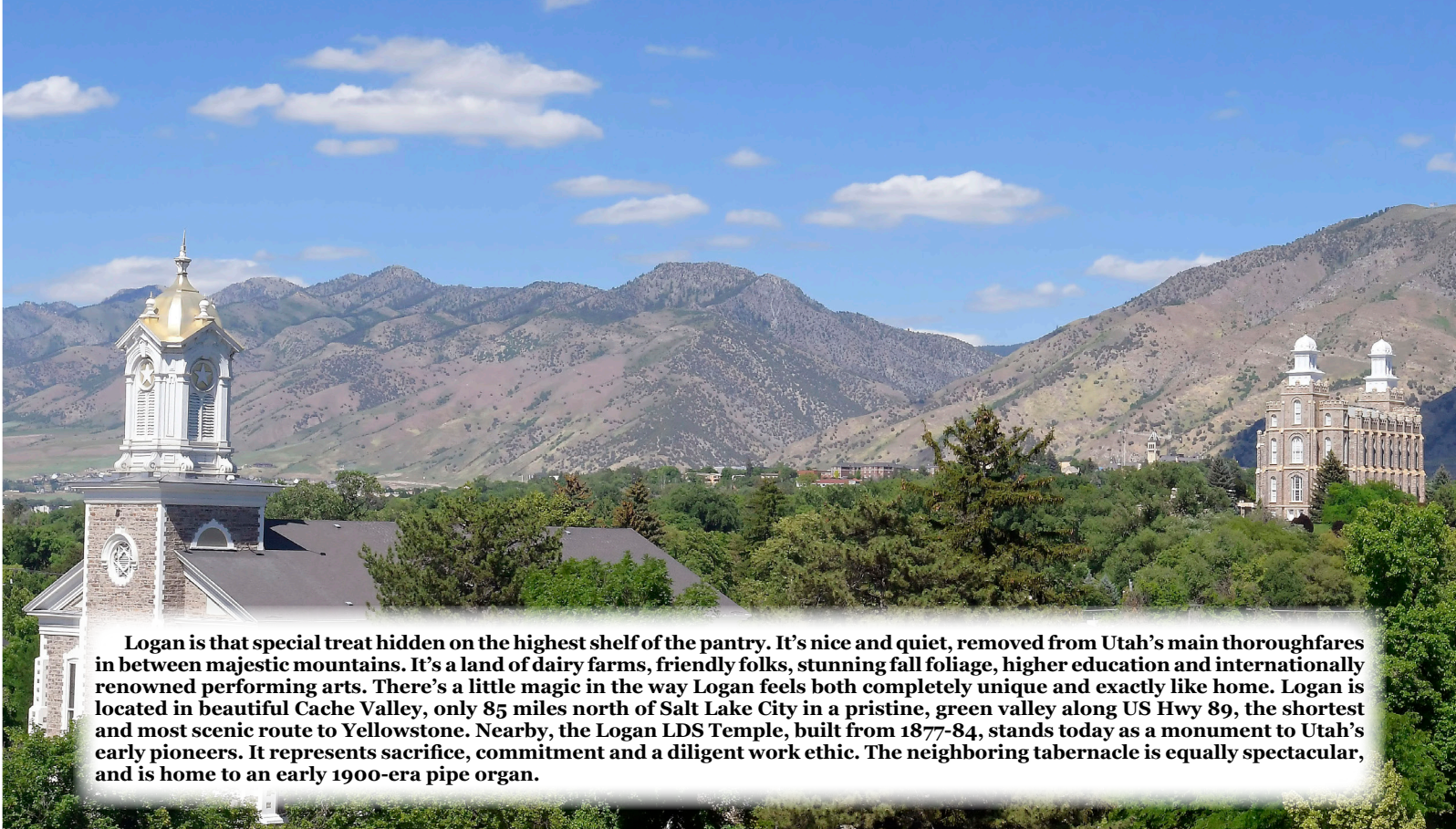


LOGAN CANYON



BEAR LAKE



CACHE VALLEY



Logan is that special treat hidden on the highest shelf of the pantry. It's nice and quiet, removed from Utah's main thoroughfares in between majestic mountains. It's a land of dairy farms, friendly folks, stunning fall foliage, higher education and internationally renowned performing arts. There's a little magic in the way Logan feels both completely unique and exactly like home. Logan is located in beautiful Cache Valley, only 85 miles north of Salt Lake City in a pristine, green valley along US Hwy 89, the shortest and most scenic route to Yellowstone. Nearby, the Logan LDS Temple, built from 1877-84, stands today as a monument to Utah's early pioneers. It represents sacrifice, commitment and a diligent work ethic. The neighboring tabernacle is equally spectacular, and is home to an early 1900-era pipe organ.



LOGAN



Not every state lets you ski and golf and go to the ballet in one day. Not every state has 12,000 years of human history and fry sauce. We're sorry. We know it's not fair. But hey, Utah's landlocked, so at least it doesn't have nice beaches. (No, wait. Actually, it does.) Fifteen national parks, including Zion, Arches and Yellowstone, are within a day's drive of Logan. The state is known for its skiing and gorgeous mountain views. Salt Lake City is home to four professional teams, including the NBA's Utah Jazz and the MLS' Real Salt Lake. The Bees are the Triple-A affiliate of the Anaheim Angels, and the Utah Grizzlies are part of the Elite Competition Hockey League. Salt Lake City combines the amenities of a major metropolitan area with the friendliness of a small, western city. Hosting the Olympic Winter Games of 2002 enhanced the community's profile as a world-class travel destination.



BEEHIVE STATE



MERLIN OLSEN FIELD AT MAVERIK STADIUM

Football
Built - 1968 • Capacity - 25,100
Largest Crowd - 33,119 vs. BYU on Oct. 4, 1996



DEE GLEN SMITH SPECTRUM

Men's and Women's Basketball, Gymnastics
Built - 1970 • Capacity - 10,270
Largest Crowd - 11,114 vs. BYU on Jan. 20, 1973



STAN LAUB INDOOR TRAINING CENTER

Football, Men's Golf, Softball, Women's Soccer, Track & Field
Built - 1998



RALPH MAUGHAN TRACK STADIUM

Men's and Women's Outdoor Track & Field
Rebuilt - 2016 • Capacity - 1,500
Hosted 2017 Mountain West Outdoor Track & Field Championships



LAREE AND LEGRAND JOHNSON FIELD

Softball
Built - 1995 • Capacity - 500



CHUCK AND GLORIA BELL SOCCER FIELD

Women's Soccer
Built - 2002 • Capacity - 500
Hosted 2012 WAC Championships



iFIT SPORTS PERFORMANCE CENTER

Built - 2013



WAYNE ESTES CENTER

Volleyball
Built - 2014 • Capacity - 1,400

FACILITIES

UTAH STATE

GYMNASTICS

PRONUNCIATIONS

Lexi ARAGON AIR-UH-GONE
 Carley BAYLES..... BAILS
 Payton GATZLAFFGATZ-LOFF
 Jessica GUTIERREZ..... GOO-TEE-AIR-EZ
 Dani KIRSTINE KEAR-STEEN
 Alivia OSTENDORFAUS-TIN-DORF
 Chelsea SOUTHAMSOUTH-UM
 Ariel TOOMEY TWO-ME
 Robert LADANYI LA-DUH-NEE

BIRTHDAYS

Sofi Sullivan..... Jan. 18
 Jessica Gutierrez..... Feb. 16
 Brianna BrooksMarch 6
 Marley Peterson.....March 18
 Maia Fishwick May 11
 Payton Gatzlaff May 27
 Alivia Ostendorf May 28
 Dani Kirstine June 10
 Grace Rojas..... June 10
 Avery Bibbey June 18
 Brooke Wilson..... July 22
 Lexi AragonAug. 5
 Jenna Eagles Sept. 6
 Carley Bayles..... Sept. 7
 Angel Stuart..... Sept. 9
 Chelsea Southam..... Oct. 7
 Ariel Toomey Oct. 14
 Amari Evans Dec. 5

ACADEMIC MAJORS

Lexi AragonEnvironmental Engineering
 Carley Bayles... Master's in Human Development
 and Family Studies
 Avery Bibbey Kinesiology (Exercise Science)
 Brianna Brooks Kinesiology (Exercise Science)
 Jenna Eagles Kinesiology (PE Teaching)
 Amari Evans Exploratory
 Maia Fishwick Sociology
 Payton Gatzlaff Kinesiology (Exercise Science)
 Jessica Gutierrez..... Marketing
 Dani Kirstine Journalism
 Alivia Ostendorf Business Communications
 Marley Peterson..... Kinesiology (Exercise Science)
 Grace Rojas... Master's in Business Administration
 Chelsea Southam..... Exploratory
 Angel Stuart..... Journalism
 Sofi Sullivan..... Law and Constitutional Studies
 Ariel Toomey Economics/Marketing
 Brooke Wilson..... Kinesiology (Pre-PT)

NAME	HEIGHT	YEAR	EVENTS	HOMETOWN	HIGH SCHOOL/PREVIOUS SCHOOL	CLUB
Lexi Aragon	5-2	Sr.	UB, BB, FX	Salt Lake City, Utah	West HS	USA Gymnastics World
Carley Bayles	5-8	GS	UB, BB	Baton Rouge, Louisiana	Louisiana Virtual Charter Academy	Athletes In Motion
Avery Bibbey	5-3	Fr.	AA	Chandler, Arizona	Perry HS	USA Youth Fitness Center
Brianna Brooks	5-7	Jr.	AA	Las Vegas, Nevada	West Career & Technical Academy	Desert Gymcats Gymnastics
Jenna Eagles	5-2	Jr.	VT, BB, FX	Ramsey, Minnesota	Anoka HS/Lindenwood	Twin City Twisters
Amari Evans	5-1	So.	AA	McKinney, Texas	iSchool Virtual Academy of Texas	WOGA Gymnastics
Maia Fishwick	5-6	Sr.	AA	Auckland, New Zealand	St. Cuthbert's College	Tri Star Gymnastics
Payton Gatzlaff	5-4	So.	VT, UB, FX	Ankeny, Iowa	Ankeny HS/Lindenwood	Triad Gymnastics
Jessica Gutierrez	5-2	Sr.	UB, BB, FX	Monterrey, Mexico	Colegio San Patricio	Regio Club Gimnástico
Dani Kirstine	5-3	So.	VT, UB, BB	Las Vegas, Nevada	Odyssey Charter HS	Brown's Gymnastics
Alivia Ostendorf	5-6	Sr.	VT, BB, FX	Ramsey, Minnesota	Anoka HS/Ball State	Twin City Twisters
Marley Peterson	5-3	Fr.	VT, BB, FX	Bountiful, Utah	Woods Cross HS	USA Gymnastics
Grace Rojas	5-3	GS	VT, UB, BB	Bolton, Ontario, Canada	Silverthorn Collegiate Institute	Manjaks Gymnastics
Chelsea Southam	5-4	Fr.	VT, BB, FX	Heber City, Utah	Wasatch HS	All American Gymnastics
Angel Stuart	5-5	Jr.	VT, UB, FX	Gilberts, Illinois	Hampshire HS	Legacy Elite Gymnastics
Sofi Sullivan	5-4	Sr.	AA	Manhattan Beach, California	San Juan Capistrano HS	Azarian Gymnastics
Ariel Toomey	5-2	Sr.	AA	Tacoma, Washington	Wilson HS	Cascade Elite Gymnastics West
Brooke Wilson	5-1	So.	VT, UB, BB	Flower Mound, Texas	Flower Mound HS	Metroplex Gymnastics

Head Coach: Kristin White (Oklahoma, 2010), First Year
Assistant Coach: Robert Ladanyi (Romanian National School of Coaching), First Year
Volunteer Assistant Coach: Rachel Slocum (Florida, 2018), First Year
Athletic Trainer: Mandy Oas (Northern Arizona), First Year
Team Manager: Daniel Barclay, Third Year



Lexi Aragon
Salt Lake City, Utah
SR | 5'2" | UB/BB/FX



Carley Bayles
Baton Rouge, Louisiana
GS | 5'8" | UB/BB



Avery Bibbey
Chandler, Arizona
FR | 5'3" | AA



Brianna Brooks
Las Vegas, Nevada
JR | 5'7" | AA



Jenna Eagles
Ramsey, Minnesota
JR | 5'2" | VT/BB/FX



Amari Evans
McKinney, Texas
SO | 5'1" | AA



Maia Fishwick
Auckland, New Zealand
SR | 5'6" | AA



Payton Gatzlaff
Ankeny, Iowa
SO | 5'4" | VT/UB/FX



Jessica Gutierrez
Monterrey, Mexico
SR | 5'2" | UB/BB/FX



Dani Kirstine
Las Vegas, Nevada
SO | 5'3" | VT/UB/BB



Alivia Ostendorf
Ramsey, Minnesota
SR | 5'6" | VT/BB/FX



Marley Peterson
Bountiful, Utah
FR | 5'3" | VT/BB/FX



Grace Rojas
Bolton, Ontario, Canada
GS | 5'3" | VT/UB/BB



Chelsea Southam
Heber City, Utah
FR | 5'4" | VT/BB/FX



Angel Stuart
Gilberts, Illinois
JR | 5'5" | VT/UB/FX



Sofi Sullivan
Manhattan Beach, California
SR | 5'4" | AA




Ariel Toomey
Tacoma, Washington
SR | 5'2" | AA



Brooke Wilson
Flower Mound, Texas
SO | 5'1" | VT/UB/BB



Kristin White
Head Coach
First Season at Utah State



Robert Ladanyi
Assistant Coach
First Season at Utah State



Rachel Slocum
Assistant Coach
First Season at Utah State






2023 Schedule

DATE	OPPONENT	SITE	TIME	SERIES RECORD
Friday, Jan. 13	<i>Rio Tinto Best of Utah Meet</i> vs. BYU* vs. Southern Utah* vs. Utah	West Valley City, Utah	7 p.m.	BYU leads, 87-51-1 Utah State leads, 56-54 Utah leads, 93-3
Friday, Jan. 20	at Southern Utah*	Cedar City, Utah	7 p.m.	Utah State leads, 56-54
Friday, Jan. 27	BYU*	Logan, Utah	7 p.m.	BYU leads, 87-51-1
Friday, Feb. 3	at Boise State*	Boise, Idaho	7 p.m.	Utah State leads, 58-53-1
Friday, Feb. 10	Boise State*	Logan, Utah	7 p.m.	Utah State leads, 58-53-1
Friday, Feb. 17	Southern Utah*	Logan, Utah	7 p.m.	Utah State leads, 56-54
Friday, Feb. 24	at BYU*	Provo, Utah	7 p.m.	BYU leads, 87-51-1
Friday, March 3	Alaska Nebraska	Logan, Utah	7 p.m.	Utah State, 6-0 Nebraska leads, 18-9
Friday, March 10	at Cal vs. Ohio State vs. Stanford	Berkeley, California	8 p.m.	Cal leads, 9-5 Ohio State leads, 4-1 Stanford leads, 8-5
Saturday, March 18	<i>MRGC Championships</i> vs. Boise State vs. BYU vs. Southern Utah	Cedar City Utah	6 p.m.	Utah State leads, 58-53-1 BYU leads, 87-51-1 Utah State leads, 56-54

* - Denotes MRGC meet
All times Mountain
Home meets in **BOLD**



2023

AGGIE BIOS

AGGIE BIOS




CARLEY BAYLES



CARLEY BAYLES

BARS, BEAM • GRAD STUDENT
BATON ROUGE, LOUISIANA
L.A. VIRTUAL CHARTER ACADEMY
CLUB: INCLINE GYMNASTICS



HONORS: Second-Team All-Mountain Rim Gymnastics Conference: Beam (2022); MRGC Beam Specialist of the Week (1/31/22; 2/13/22); Women's Collegiate Gymnastics Association Scholastic All-American (2021); Academic All-Mountain Rim Gymnastics Conference (2021, 2022).

SINGLE-SEASON RECORDS: Tied for 15th all-time in school history with a single-season beam average of 9.775, set in 2020.

SINGLE-MEET RECORDS: Tied for the ninth-best beam score in school history with a pair of 9.925 scores, accomplished most recently at the MRGC Championships (3/19/22).

2022 (SENIOR CAMPAIGN): Competed as a beam specialist in all 13 meets... Earned second-team all-Mountain Rim Gymnastics Conference on beam... Ranked third in the MRGC, 10th in the North Central Region and tied for 56th in the nation with a National Qualifying Score of 9.890 on beam... Tied for 13th on beam with a 9.825 in Session 1 of the second round of the NCAA Norman Regional (3/31)... Captured the beam title with a career-high-tying 9.925, which is tied for ninth in school history, at the conference championships (3/19), helping the Aggies win their first-ever MRGC title... Garnered her first MRGC Beam Specialist Week award after initially setting her career high of 9.925 on beam at No. 21 BYU (1/28), where she tied for first on the event... Also named the MRGC Beam Specialist of the Week after winning the event title with a 9.900 at No. 25 Southern Utah (2/11)... Scored a 9.800 or better 10 times on beam... Captured three titles on beam... Earned academic all-MRGC accolades.

2021 (JUNIOR CAMPAIGN): Competed as a beam specialist in 10 of Utah State's 11 meets during the season... Tied for 16th in the Mountain Rim Gymnastics Conference and tied for 35th in the North Central Region with a National Qualifying Score of 9.844 on beam... Capped her season at the NCAA Salt Lake City Regional Championships (4/2) by tying for 25th on beam with a 9.800, which is tied for sixth all-time in school history at a regional meet... Tied for second on beam with a season-high 9.900 at No. 5 Utah (3/12)... Garnered Women's Collegiate Gymnastics Association Scholastic All-America and academic all-MRGC accolades.

2020 (SOPHOMORE CAMPAIGN): Ranked 15th in the Mountain Rim Gymnastics Conference and tied for 38th in the North Central Region with a National Qualifying Score of 9.780 on beam... Averaged 9.775 on beam, which is tied for 15th all-time in single-season school history... Competed on beam in the last seven meets of the season, recording a then-career-best 9.875 at the Boise State quad meet (2/21) to tie for fifth... Tied for third on beam in back-to-back meets at Air Force (1/25) and at Southern Utah (1/31), recording a 9.800 and 9.825, respectively.

2019 (FRESHMAN CAMPAIGN): Did not compete during the season.

CLUB/HIGH SCHOOL: Competed in all four events for 14 years for Athletes In Motion in Prairieville, Louisiana, under coach Shelley Swanson... Placed second on beam and 11th in the all-around at the 2018 Level 10 Regionals... Was the 2017 state beam champion... Also competed at the Level 10 Regionals in 2016 and 2017... Graduated from the Louisiana Virtual Charter Academy.

PERSONAL: Daughter of Scott and Jeri Bayles... Has four brothers and two sisters... Earned her bachelor's degree in sociology from Utah State in the spring of 2022 and is pursuing her master's degree in human development and family studies.

CAREER HIGHS

Vault

Uneven Bars

Balance Beam
9.925

Floor Exercise

All-Around



GRACE ROJAS



GRACE ROJAS

VAULT, BARS, BEAM • GRAD STUDENT
BOLTON, ONTARIO, CANADA
SILVERTHORN COLLEGIATE INSTITUTE
CLUB: MANJAKS GYMNASTICS



HONORS: Academic All-Mountain Rim Gymnastics Conference (2019).

SINGLE-SEASON RECORDS: Ranks fourth and is tied for fifth all-time in school history with single-season bars averages of 9.809 (2021) and 9.800 (2020).

2022 (SENIOR SEASON): Missed the first six meets of the season while recovering from an injury... Made her season debut in a home tri meet against No. 12 BYU and No. 23 Towson (2/25), tying for 10th on bars with a 9.750... Tied for 14th on bars (9.850) in Session 1 of the second round of the NCAA Norman Regional (3/31)... Placed sixth on bars with a career-best score of 9.900 at the conference championships (3/19), helping the Aggies win their first-ever MRGC title.

2021 (JUNIOR SEASON): Was a fixture in the bars lineup, competing on the event in all 11 meets... Averaged 9.809 on bars, which ranks fourth all-time in single-season school history... Tied for 14th in the Mountain Rim Gymnastics Conference and tied for 30th in the North Central Region with a National Qualifying Score (NQS) of 9.844 on bars... Also tied for 14th in the MRGC and tied for 33rd regionally with an NQS of 9.819 on vault... Tied for 29th on bars (9.825) and placed 45th on vault (9.750) at the Salt Lake City NCAA Regional Second Round (4/2)... Recorded season-high-tying score of 9.850 on bars in three of the last five meets of the season, including at the MRGC Championships (3/20), where she tied for fifth on the event... Tied for 10th on vault with a 9.800 at the MRGC Championships... Tied for third on vault with a career-best 9.850 against No. 11 BYU (2/26)... Matched that vault score in the regular season finale at No. 5 Utah (3/12) to place fifth.

2020 (SOPHOMORE CAMPAIGN): Competed on vault and bars in all nine meets... Averaged 9.800 on bars, which is tied for fifth all-time in school history... Ranked 10th in the Mountain Rim Gymnastics Conference and tied for 25th in the North Central Region with a National Qualifying Score (NQS) of 9.825 on bars... Ranked 22nd in the MRGC and 49th regionally with an NQS of 9.770 on vault... Tied for fourth on bars with a season-high-tying 9.850 against No. 17 BYU (3/6)... Recorded five 9.825s on bars, including four straight during the season... Recorded season-high vault score of 9.825 two times, once at the Boise State quad meet (2/21) and again against BYU... Also competed on beam in three meets.

2019 (FRESHMAN CAMPAIGN): Competed on vault, bars and beam during her first season... Captured her first-career event title with a season-best 9.800 on vault against Alaska Anchorage (2/22)... Tied for third on bars with a season-high 9.850 against Southern Utah (3/8)... Tied for sixth on beam with a career-best 9.825 at a tri meet hosted by Boise State (3/1)... Averaged 9.710 on vault, 9.685 on beam and 9.661 on bars... Earned academic all-Mountain Rim Gymnastics Conference accolades.

CLUB/HIGH SCHOOL: Competed in the all-around for Manjaks Gymnastics in Mississauga, Ontario, Canada, under coaches Kelly Manjak and Kelsey Arnold... During the 2018 Provincials and 2018 Canadian Championships, Rojas placed third and sixth in the all-around, respectively... Was the all-around provincial champion in 2017 and captured fifth place in the all-around at the 2017 Canadian Championships... Helped Team Ontario capture two all-around titles at the 2017 and 2018 Canadian Championships... Graduated with honors and a four-year bilingual studies certificate from Silverthorn Collegiate Institute in Etobicoke, Ontario.

PERSONAL: Daughter of Antonio and Shelley Rojas... Has two older sisters... Competed for the same club and went to the same school as former USU teammate Maddie Straker... Earned her bachelor's degree in accounting from Utah State in the spring of 2021 and is pursuing her master's degree in business administration.



CAREER HIGHS

VAULT
9.850

UNEVEN BARS
9.900

BALANCE BEAM
9.825

FLOOR EXERCISE

ALL-AROUND



LEXI ARAGON



LEXI ARAGON

BARS, BEAM, FLOOR • SENIOR
SALT LAKE CITY, UTAH
WEST HIGH SCHOOL

CLUB: USA GYMNASTICS WORLD



HONORS: Women's Collegiate Gymnastics Association Scholastic All-American (2020, 2021, 2022); Academic All-Mountain Rim Gymnastics Conference (2020, 2021, 2022).

2022 (JUNIOR CAMPAIGN): Competed in just one meet, recording a career-best score of 9.375 on beam against Air Force (1/14)... Garnered Women's Collegiate Gymnastics Association Scholastic All-America and academic all-Mountain Rim Gymnastics Conference accolades.

2021 (SOPHOMORE CAMPAIGN): Competed in two meets... Recorded a 9.050 on beam at the season-opening Rio Tinto Best of Utah Meet (1/9)... Notched a 9.425 on bars against No. 22 Boise State (2/13)... Garnered Women's Collegiate Gymnastics Association Scholastic All-America and academic all-Mountain Rim Gymnastics Conference accolades.

2020 (FRESHMAN CAMPAIGN): Competed in one meet during the season, recording a career-high 9.700 on bars against UC Davis (2/28) to tie for seventh... Earned Women's Collegiate Gymnastics Association Scholastic All-America and academic all-Mountain Rim Gymnastics Conference accolades.

CLUB/HIGH SCHOOL: Trained at USA Gymnastics World for nine years under the direction of Hugh Smith and Carolyn Taylor... Placed second on floor and third on bars at the 2019 Utah State Championships... Qualified for the Junior Olympic National Championships in 2019, as well as the regional championships... Graduated from West High School in Salt Lake City in the top five percent of her class (out of 560)... Earned an academic scholarship to Utah State.

PERSONAL: One of four daughters of Andrew and Traci Aragon... Full name is Alexis Bobbi Aragon... Majoring in environmental engineering.



CAREER HIGHS

Vault

UNEVEN BARS
9.700

BALANCE BEAM
9.375

FLOOR EXERCISE

ALL-AROUND



MAIA FISHWICK



MAIA FISHWICK

ALL-AROUND • SENIOR
AUCKLAND, NEW ZEALAND
ST. CUTHBERT'S COLLEGE
CLUB: TRI STAR GYMNASTICS



HONORS: Mountain Rim Gymnastics Conference Bars Specialist of the Week (1/24/21); Women's Collegiate Gymnastics Association Scholastic All-American (2021, 2022); Academic All-Mountain Rim Gymnastics Conference (2021, 2022).

SINGLE-MEET RECORDS: Set the school record for best bars score at a conference championship meet with a 9.950 at the Mountain Rim Gymnastics Conference Championships (3/19/22)... Tied the second-best bars score in school history at an NCAA Regional Championships meet with a 9.900 in Session 1 of the second round of the NCAA Norman Regional (3/31/22)... Tied for the third-best bars score in school history with a pair of 9.950s, accomplished most recently at the MRGC Championships (3/19/22)... Also tied for the 11th-best bars score in school history with a 9.925 against No. 21 BYU (1/28/22).

2022 (JUNIOR CAMPAIGN): Competed as a bars specialist in 12 meets, and competed on vault once... Tied for seventh in the Mountain Rim Gymnastics Conference, tied for 15th in the North Central Region and tied for 78th in the nation with a National Qualifying Score of 9.870 on bars... Tied for fourth on beam with a 9.900, which is tied for second all-time for a regional meet, in Session 1 of the second round of the NCAA Norman Regional (3/31)... Tied for first on bars with a personal-best 9.950, which ranks third all-time in school history and is a school record for best bars score at a conference championship meet, at the league championships (3/19), helping the Aggies win their first-ever Mountain Rim Gymnastics Conference title... Placed 16th on vault with a career-best 9.700 in a home tri meet against Ball State and No. 24 Southern Utah (2/4)... Tied for first on bars with a 9.925, which is tied for 11th all-time in program history, against No. 21 BYU (1/28)... Garnered Women's Collegiate Gymnastics Association Scholastic All-America and academic all-MRGC accolades.

2021 (SOPHOMORE CAMPAIGN): Competed as a bars specialist in all 11 meets... Tied for eighth in the Mountain Rim Gymnastics Conference, tied for 17th in the North Central Region and tied for 78th in the nation with a National Qualifying Score of 9.875 on bars... Tied for 20th on bars with a 9.750 at the MRGC Championships (3/20)... Named the MRGC Bars Specialist of the Week after placing first on the event with a career-high 9.950, which is tied for third all-time in school history, against No. 19 Southern Utah (1/22)... Was the only non-senior to capture an event title on the season... Tied her career-best score of 9.675 on floor at the Rio Tinto Best of Utah Meet (1/9)... Garnered Women's Collegiate Gymnastics Association Scholastic All-America and academic all-MRGC accolades.

2020 (FRESHMAN CAMPAIGN): Competed on vault, bars and beam in her first season... Recorded a season-high 9.875 on bars while making her collegiate debut at the Rio Tinto Best of Utah Meet (1/11), tying for second on the event... Had a then-career-best 9.675 on vault at No. 23 Southern Utah (1/31) and a career-high 9.800 on beam against No. 20 SUU (2/14)... Competed on bars in all nine meets of the season, averaging 9.544.

CLUB/HIGH SCHOOL: Trained at Tri Star Gymnastics in Auckland, New Zealand, under the direction of Jacey Humpherys... New Zealand's current beam, vault and bars national champion... Was her nation's top performer at the 2018 FIG Artistic Gymnastics Championships in Doha, Qatar... At the Auckland Championships, she was first on vault, bars and beam, and was fourth on bars at the Pacific Rim Championships... A two-time world championship competitor... Rotated with Team USA's Simone Biles at the 2018 world championships... Received a 2018 Sports Colours Award from St. Cuthbert's College.

PERSONAL: Daughter of Bruce Fishwick and Ngaire Ashmore... Majoring in sociology.



CAREER HIGHS

Vault
9.700

UNEVEN BARS
9.950

BALANCE BEAM
9.800

FLOOR EXERCISE
9.675

ALL-AROUND



JESSICA GUTIERREZ



JESSICA GUTIERREZ

BARS, BEAM, FLOOR • SENIOR
MONTERREY, MEXICO
COLEGIO SAN PATRICIO
CLUB: REGIO CLUB GIMNASTICO



HONORS: Women's Collegiate Gymnastics Association Scholastic All-American (2020, 2021); Academic All-Mountain Rim Gymnastics Conference (2021).

2022 (JUNIOR CAMPAIGN): Competed on bars in all 13 meets and on floor in six meets... Ranked 19th in the Mountain Rim Gymnastics Conference and tied for 17th in the North Central Region with a National Qualifying Score of 9.810 on bars... Placed 25th on bars with a 9.775 in Session 1 of the second round of the NCAA Norman Regional (3/31)... Tied for 17th on bars (9.800) at the conference championships (3/19), helping the Aggies win their first-ever MRGC title... Recorded career-best floor score of 9.875 at No. 25 Southern Utah (2/11), where she tied for fourth on the event... Tied for seventh on bars with a personal-best 9.825 at the Arizona quad meet (1/22)... Matched her career high on bars two more times during the season, once at No. 24 Boise State (2/18) and again at the Minnesota quad meet (3/12).

2021 (SOPHOMORE CAMPAIGN): Competed on bars and floor in 10 of 11 meets... Averaged 9.700 on bars and 9.765 on floor... Tied for 39th on bars (9.800) and tied for 47th on floor (9.675) at the Salt Lake City NCAA Regional Second Round (4/2)... Tied for 18th on floor (9.800) and tied for 20th on bars (9.750) at the Mountain Rim Gymnastics Conference Championships (3/21)... Recorded season-best floor score of 9.850 against No. 11 BYU (2/26) and at No. 5 Utah (3/12), tying for eighth and fourth, respectively, on the event at each meet... Earned Women's Collegiate Gymnastics Association Scholastic All-America and academic all-MRGC honors.

2020 (FRESHMAN CAMPAIGN): Competed on bars in six of the nine meets during the season... Captured her only title of the season with a career-high 9.825 on bars against UC Davis (2/28)... Averaged 9.667 on bars... Earned Women's Collegiate Gymnastics Association Scholastic All-America honors.

CLUB/HIGH SCHOOL: Member of Regio Club Gimnástico for 16 years... Graduated from Colegio San Patricio in Monterrey, Mexico.

PERSONAL: Daughter of Gustavo Gutierrez and Iris Sepulveda... Has four sisters... Was a member of the Mexico National Team for three years... Majoring in marketing.



CAREER HIGHS

Vault

UNEVEN BARS
9.825

BALANCE BEAM

FLOOR EXERCISE
9.875

ALL-AROUND



ALIVIA OSTENDORF



ALIVIA OSTENDORF

VAULT, BEAM, FLOOR • SENIOR
RAMSEY, MINNESOTA
ANOKA HIGH SCHOOL/BALL STATE
CLUB: TWIN CITY TWISTERS



PREVIOUS SCHOOL: Spent her first three collegiate seasons at Ball State, where, as a junior, she helped the Cardinals notch their third-best team score in school history with a 195.900 at the 2022 Mid-American Conference Championships... Overall, Ball State placed fourth at the meet, its best MAC Championship finish since placing second in 2016... The Cardinals started the meet on vault, where Ostendorf notched a 9.750 to tie for 19th... She also tied for 14th on beam (career-best 9.825) and placed 32nd on floor (9.650)... Competed in 12 meets as a junior, even competing against her future team when the Aggies hosted both Ball State and Southern Utah in a tri meet on Feb. 4 at the Dee Glen Smith Spectrum... In that meet, she tied for 12th on vault (9.750), tied for 12th on beam (9.725) and tied for 10th on floor (9.750)... As a sophomore in 2021, she competed in all 10 meets on both beam and floor, while competing on vault three times... Logged a career-best floor score of 9.875 against Western Michigan, and registered routines of 9.800-or-better six times on floor, including a 9.750 at the MAC Championships... Landed season-best beam routines of 9.775 in back-to-back meets, with the first against Illinois State and the second at Eastern Michigan... Had a 9.700-or-better on beam seven times, including a 9.750 at the MAC Championships, and notched a career-best 9.775 on vault at Kent State... During her freshman campaign in 2020, she competed in all 10 meets, including in the all-around in the first four... She won the all-around at Pittsburgh with a career-best score of 38.725, counting a 9.800 on floor, a season-best 9.750 on beam, a 9.600 on vault and a 9.575 on bars... Had a career-best vault score of 9.775 at Georgia.

CLUB/HIGH SCHOOL: Trained at Twin City Twisters in Champlin, Minnesota, for 14 years, helping guide the club to 11 consecutive state championships... She placed fifth in the all-around at regionals in 2019, ninth on floor at the 2018 Junior Olympics Championships and 17th in the all-around at the 2017 Junior Olympics national meet... Graduated from Anoka (Minnesota) High School in 2019.

PERSONAL: Daughter of Jeff Ostendorf and Stacey Goodrich... Has three siblings... Full name is Alivia Edna Ostendorf... Majoring in business communications.



CAREER HIGHS

VAULT
9.775

UNEVEN BARS
9.625

BALANCE BEAM
9.825

FLOOR EXERCISE
9.875

ALL-AROUND
38.725



SOFI SULLIVAN



SOFI SULLIVAN

ALL-AROUND • SENIOR
MANHATTAN BEACH, CALIFORNIA
SAN JUAN CAPISTRANO HIGH SCHOOL
CLUB: AZARIAN GYMNASTICS



HONORS: Mountain Rim Gymnastics Conference Freshman of the Year (2020); MRGC Co-Beam Specialist of the Year (2020); First-Team All-MRGC: Beam (2020); MRGC Beam Specialist of the Week (1/19/20; 1/26/20; 2/23/20; 3/1/20; 2/7/22); Academic All-MRGC (2022).

SINGLE-SEASON RECORDS: Tied for second and ranks fourth all-time in school history with single-season beam averages of 9.883 and 9.846 set in 2020 and 2022, respectively... Captured eight titles in 2020, which is tied for the ninth-most in freshman class history.

SINGLE-MEET RECORDS: Set the school record with a 9.975 on beam at Air Force (1/25/20)... Also tied for the second-best beam score in school history with a pair of 9.950s, accomplished most recently in a home tri meet against No. 25 Southern Utah and Ball State (2/4/22), and the ninth-best beam score with a 9.925 against UC Davis (2/28/20).

2022 (JUNIOR CAMPAIGN): Competed on beam in all 13 meets and on bars in six meets... Tied for fourth in the Mountain Rim Gymnastics Conference, tied for 11th in the North Central Region and tied for 65th nationally with a National Qualifying Score of 9.880 on beam... Averaged 9.846 on beam, which ranks fourth all-time in single-season school history... Tied for 17th on beam with a 9.800 in Session 1 of the second round of the NCAA Norman Regional (3/31)... Tied for second on beam (9.900) and placed 23rd on bars (9.125) at the conference championships (3/19), helping the Aggies win their first-ever MRGC title... Named the MRGC Beam Specialist of the week after placing first on the event with a season-high 9.950 in a home tri meet against No. 25 Southern Utah and Ball State (2/4)... Captured her only other title of the season with a 9.875 on beam against Air Force (1/14)... Earned academic all-MRGC honors.

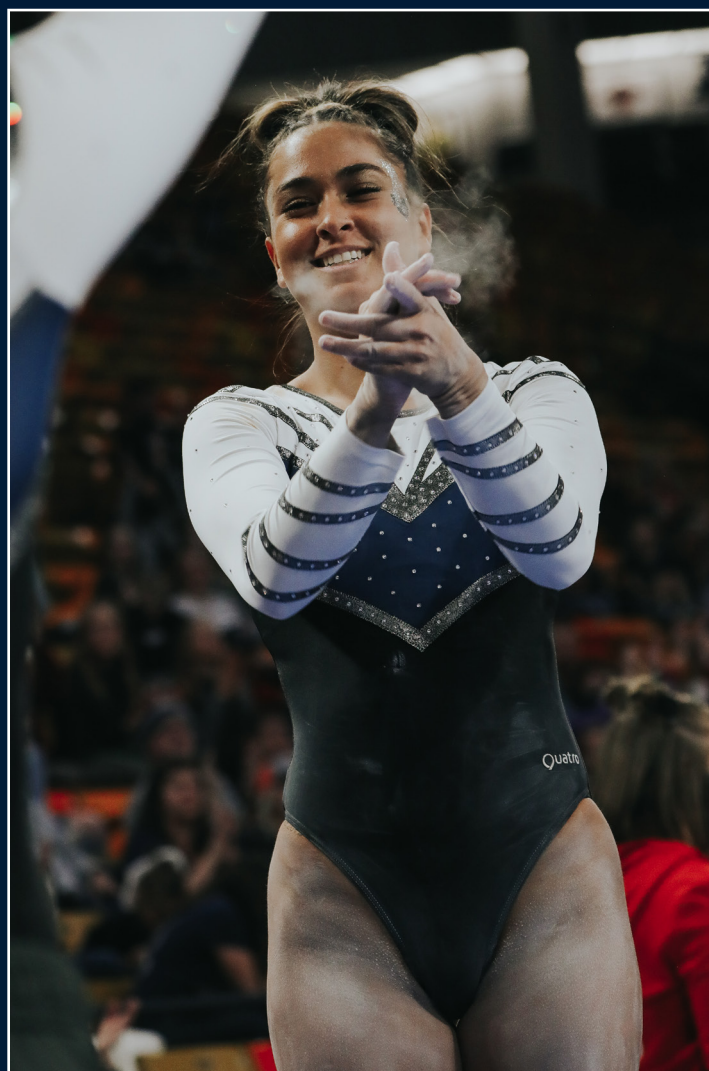
2021 (SOPHOMORE CAMPAIGN): Opted to sit out the season.

2020 (FRESHMAN CAMPAIGN): Named the Mountain Rim Gymnastics Conference Freshman of the Year as selected by the league's head coaches... Earned MRGC co-Beam Specialist of the Year and first-team all-conference honors after tying for first in the league and tying for 27th nationally with a National Qualifying Score (NQS) of 9.895 on the event... Was a four-time MRGC Beam Specialist of the Week honoree... Notched eight titles on the season, which is tied for the ninth-most in freshman class history... Helped the Aggies lead the MRGC and rank 19th nationally on beam with an NQS of 49.105... Also helped the team average 49.039 on beam, which set the single-season school record... Captured her first-career beam title with a school-record 9.975 at Air Force (1/25/20), which also ranks second all-time in MRGC history... Averaged 9.883 on beam, which is tied for second all-time in school history... Earned her first MRGC Beam Specialist of the Week accolade after tying for second on the event with a 9.900 in a tri meet against No. 5 UCLA and No. 15 BYU (1/18)... Garnered her second-consecutive MRGC Beam Specialist of the Week award following her school-record 9.975 at Air Force... Picked up her third MRGC Beam Specialist of the Week honor after tying for first on the event with a 9.950, which is tied for second all-time in school history, at the Boise State quad meet (2/21)... Notched her fourth and final MRGC Beam Specialist of the Week accolade after placing first on the event with a 9.925 against UC Davis (2/28), which ranks ninth all-time in school history... Averaged 9.779 on vault, which ranks 20th all-time in single-season school history... Competed in the all-around in seven of the nine meets... Recorded a career-best score of 39.325 in the all-around two times during the season, once at Air Force and again at the Boise State quad meet... Placed

in the top three a total of 18 times to lead the team... Also led the team with 332.225 points... Recorded a career-high score of 9.850 on vault at the Rio Tinto Best of Utah Meet (1/11) to tie for third... Notched a career-best 9.900 on bars and a 9.850 on floor against No. 17 BYU (3/6) to tie for first and tie for fourth, respectively... Ranked third in the MRGC, eighth in the region and 41st in the nation with an NQS of 39.120 in the all-around... Averaged 9.711 on bars, 9.714 on floor and 39.036 in the all-around.

CLUB/HIGH SCHOOL: Trained at Azarian Gymnastics under Perry Davies... In her very first year as a level-10 gymnast, captured the beam and floor titles at the 2014 state championships, as well as placed third in the all-around... Captured the vault crown and placed second in the all-around at the 2018 California Grand Invitational, and placed fourth in the all-around at the California Classic... Finished third on beam and fifth in the all-around at the state championships, then went on to win the vault title, place second on beam, third on floor and fifth in the all-around at regionals... Placed fourth on floor and 17th in the all-around at the 2018 Junior Olympic Nationals... Finished first on beam and second in the all-around at the 2017 World Elite Classic... Captured third place on beam at the state championships, as well as won beam and placed 14th in the all-around at the regional meet... Graduated from San Juan Capistrano (California) High School.

PERSONAL: Daughter of Paul and Corina Sullivan... Majoring in law and constitutional studies.



CAREER HIGHS

VAULT
9.850

UNEVEN BARS
9.900

BALANCE BEAM
9.975

FLOOR EXERCISE
9.850

ALL-AROUND
39.325



ARIEL TOOMEY



ARIEL TOOMEY

ALL-AROUND • SENIOR
TACOMA, WASHINGTON
WILSON HIGH SCHOOL

CLUB: CASCADE ELITE GYMNASTICS WEST



HONORS: Women's Collegiate Gymnastics Association Scholastic All-American (2020, 2021, 2022); Academic All-Mountain Rim Gymnastics Conference (2020, 2021, 2022).

2022 (JUNIOR CAMPAIGN): Competed on floor in three meets... Opened the season by tying for fourth on floor with a career-high-tying 9.850 at the Rio Tinto Best of Utah Meet (1/7)... Earned Women's Collegiate Gymnastics Association Scholastic All-America and academic all-MRGC accolades.

2021 (SOPHOMORE CAMPAIGN): Competed as a floor specialist in all 11 meets... Ranked 22nd in the Mountain Rim Gymnastics Conference and 43rd in the North Central Region with a National Qualifying Score of 9.825 on floor, averaging 9.750 on the event... Tied for 22nd on floor with a career-high-tying 9.850 at the Salt Lake City NCAA Regional Second Round (4/2)... Also had a career-best-tying 9.850 on floor at the MRGC Championships, where she tied for eighth on the event... Scored a 9.800 or better in eight meets, including the last six of the season... Earned Women's Collegiate Gymnastics Association Scholastic All-America and academic all-MRGC accolades.

2020 (FRESHMAN CAMPAIGN): Competed as a floor specialist in all nine meets... Ranked 13th in the Mountain Rim Gymnastics Conference and tied for 36th in the North Central Region with a National Qualifying Score of 9.805 on floor... Averaged 9.792 on floor... Notched a career-best 9.850 on floor to tie for eighth at the Boise State quad meet (2/21)... Recorded a 9.800 on floor in her collegiate debut at the Rio Tinto Best of Utah Meet (1/11) to tie for 14th... Earned Women's Collegiate Gymnastics Association Scholastic All-America and academic all-MRGC accolades.

CLUB/HIGH SCHOOL: Trained at Cascade Elite Gymnastics West under the direction of Frank Lee... Experienced on all four events as a level-10 gymnast... Placed sixth on both beam and floor at the 2019 Junior Olympic National Championships... Was the state and regional floor champ in 2019... Placed second on beam, third in the all-around and sixth on floor at the 2017 Western Championships... Graduated from Wilson High School in Tacoma, Washington, where she earned the 2019 President's Education Award and was an Honor Cord recipient... Also earned the U.S. Army Reserve National Scholar/Athlete Award.

PERSONAL: Daughter of Chris and Cheri Toomey... Full name is Ariel Kathleen Toomey... Has one brother and one sister... Working on a double major in economics and marketing.



CAREER HIGHS

Vault

UNEVEN BARS

BALANCE BEAM

FLOOR EXERCISE
9.850

ALL-AROUND



BRIANNA BROOKS



BRIANNA BROOKS

ALL-AROUND • JUNIOR
LAS VEGAS, NEVADA
WEST CAREER & TECHNICAL ACADEMY
CLUB: DESERT GYMCATS GYMNASTICS



HONORS: Mountain Rim Gymnastics Conference Vault Specialist of the Week (1/31/22); MRGC Bars Specialist of the Week (1/10/22); Women's Collegiate Gymnastics Association Scholastic All-American (2021, 2022); Academic All-Mountain Rim Gymnastics Conference (2021, 2022).

SINGLE-SEASON RECORDS: Ranks first all-time in school history with a single-season bars average of 9.860, set in 2022... Ranks seventh all-time in school history with a single-season beam average of 9.825, set in 2022.

SINGLE-MEET RECORDS: Tied the second-best bars score in school history at an NCAA Regional Championships meet with a career-best 9.900 in Session 1 of the second round of the NCAA Norman Regional (3/31/22).

2022 (SOPHOMORE CAMPAIGN): Competed on vault, bars and beam in all 13 meets... Ranked 12th in the Mountain Rim Gymnastics Conference and tied for 29th in the North Central Region with a National Qualifying Score of 9.820 on vault... Tied for seventh in the league, tied for 15th in the region and tied for 78th nationally with an NQS of 9.870 on bars... Tied for ninth in the MRGC, tied for 17th in the region and tied for 84th in the nation with an NQS of 9.870 on floor... Tied for fourth on beam with a personal-best 9.900, which is tied for second all-time for a regional meet, in Session 1 of the second round of the NCAA Norman Regional (3/31)... Also tied for 17th on beam (9.800) and tied for 24th on vault (9.725) at regionals... Tied for fifth on vault (9.825), tied for 11th on bars (9.850) and tied for seventh on beam (9.850) at the conference championships (3/19), helping the Aggies win their first-ever MRGC title... Tabbed the MRGC Bars Specialist of the Week after tying for third on the event with a 9.850 at the Rio Tinto Best of Utah Meet (1/7)... Named the MRGC Vault Specialist of the Week after tying for first on the event with a career-high score of 9.875 at No. 21 BYU (1/28), where she also had a personal-best 9.900 on bars to tie for third... Tied for first on bars with a 9.850 in a home tri meet against No. 12 BYU and No. 23 Towson (2/25)... Tied for sixth on beam with a career-best 9.900 at the Arizona quad meet (1/22)... Earned Women's Collegiate Gymnastics Association Scholastic All-America and academic all-MRGC accolades.

2021 (FRESHMAN CAMPAIGN): Competed on vault, bars and beam in her first season at Utah State... Tied for 14th in the Mountain Rim Gymnastics Conference and tied for 30th in the North Central Region with a National Qualifying Score of 9.844 on bars... Tied for 12th in the league and tied for 29th in the region with an NQS of 9.856 on beam... Placed 52nd on bars (8.100) and tied for 29th on beam (9.775) at the Salt Lake City NCAA Regional Second Round (4/2)... Tied for 17th on bars (9.775) and tied for 22nd on beam (9.375) at the MRGC Championships (3/20)... Recorded season-best scores of 9.800 on vault at No. 25 Boise State (2/6) and 9.875 on bars at No. 11 BYU (2/26)... Had a pair of season-best 9.875s on beam, doing so the first time at home against No. 12 BYU (1/29) and again at the Denver tri meet (3/7)... Garnered Women's Collegiate Gymnastics Association Scholastic All-America and academic all-MRGC accolades.

CLUB/HIGH SCHOOL: Trained since 2008 at Desert Gymcats Gymnastics in Las Vegas, Nevada, under Jordan Schwiker... Experienced on all four events as a level-10 gymnast... Qualified for the 2019 Junior Olympic National Championships... Placed third on bars at the 2019 Region 1 Championships... Placed third in the all-around (38.275), second on bars (9.650), fourth on beam (9.450), fifth on floor (9.425) and tied for second on vault (9.750) at the 2019 Nevada State Championships... Graduated from West Career & Technical Academy.

PERSONAL: Daughter of Justin and Leticia Brooks... Full name is Brianna Marie Brooks... Has one brother... Majoring in kinesiology with an exercise science emphasis.



CAREER HIGHS

VAULT
9.875

UNEVEN BARS
9.900

BALANCE BEAM
9.900

FLOOR EXERCISE

ALL-AROUND



JENNA EAGLES



JENNA EAGLES

VAULT, BEAM, FLOOR • JUNIOR
RAMSEY, MINNESOTA
ANOKA HIGH SCHOOL/LINDENWOOD
CLUB: TWIN CITY TWISTERS



PREVIOUS SCHOOL: Spent her first two seasons at Lindenwood University in St. Charles, Missouri... After competing in just one meet for the Lions in 2021, she competed in six meets in 2022, recording career-high scores of 9.500 on vault and 9.775 on floor.

CLUB/HIGH SCHOOL: Trained at Twin City Twisters in Champlin, Minnesota, for 16 years under the direction of Sami Wozeny... Graduated in 2020 from Anoka (Minneosta) High School.

PERSONAL: Daughter of Brad and Jackie Eagles... Full name is Jenna Marie Eagles... Has one brother... Majoring in kinesiology with a physical education teaching emphasis.



CAREER HIGHS

VAULT
9.500

UNEVEN BARS

BALANCE BEAM

FLOOR EXERCISE
9.775

ALL-AROUND



ANGEL STUART



ANGEL STUART

VAULT, BARS, FLOOR • JUNIOR
GILBERTS, ILLINOIS
HAMPSHIRE HIGH SCHOOL
CLUB: LEGACY ELITE GYMNASTICS



2022 (SOPHOMORE SEASON): Competed on vault in the first two meets before suffering a season-ending injury... Tied for first on vault with a career-best score of 9.825 against Air Force (1/14)... Opened the season by tying for 19th on vault with a 9.725 at the Rio Tinto Best of Utah Meet (1/7).

2021 (FRESHMAN CAMPAIGN): Competed on vault in one meet, recording a 9.625 against No. 12 BYU to place 10th on the event.

CLUB/HIGH SCHOOL: Trained at Legacy Elite Gymnastics in Aurora, Illinois, during the 2019-20 season under the direction of Jiani Wu... Was the 2017 regional floor and all-around champion, while placing second on vault and beam... In 2018, she was the regional floor champion and placed third on vault, and in 2019, she finished 12th in the all-around... Graduated from Hampshire (Illinois) High School with a GPA of 3.31.

PERSONAL: Daughter of Eacliffe and Grace Stuart... Has two brothers... Full name is Angelica Rose Stuart... Majoring in journalism.



CAREER HIGHS

VAULT
9.825

UNEVEN BARS

BALANCE BEAM

FLOOR EXERCISE

ALL-AROUND



AMARI EVANS



AMARI EVANS

ALL-AROUND • SOPHOMORE
McKINNEY, TEXAS
iSCHOOL VIRTUAL ACADEMY OF TEXAS
CLUB: WOGA GYMNASTICS



SINGLE-SEASON RECORDS: Ranks 20th all-time in school history with a single-season floor average of 9.814, set in 2022.

SINGLE-MEET RECORDS: Tied the fourth-best floor score in school history at an NCAA Regional Championships meet with a 9.900 in Session 1 of the second round of the NCAA Norman Regional (3/31/22).

2022 (FRESHMAN CAMPAIGN): Competed on bars in one meet and floor in nine meets during the season... Averaged 9.814 on floor, which ranks 20th all-time in single-season school history... Tied for sixth on floor with a personal-best 9.900 in Session 1 of the second round of the NCAA Norman Regional (3/31), which is tied for fourth in school history for an NCAA Regional Championships meet... Tied for fifth on floor (9.850) at the conference championships (3/19), helping the Aggies win their first-ever Mountain Rim Gymnastics Conference title... Made her collegiate debut at the Rio Tinto Best of Utah Meet (1/7), where she placed 24th on bars with a career-best 9.000.

CLUB/HIGH SCHOOL: Trained at WOGA Gymnastics in Plano, Texas, under coach Matt Winn, Josh Jefferis and Natalya Marakova... Named to America's Top 100 on uneven bars with a 9.750 in 2016, her first season competing as a level-10 gymnast... In 2017, she won the bars title at the state championships while qualifying for regionals... A two-time state champion on bars, once each at level 9 and level 10... Named an alternate for the 2018 Junior Olympic Nationals after finishing eighth in the all-around and fourth on floor at the Region 3 Championships... Qualified for the 2019 Junior Olympic Nationals in Indianapolis, Indiana, and in 2020, she qualified for the state championships, but was unable to compete due to the COVID-19 pandemic... Graduated in 2021 from iSchool Virtual Academy of Texas.

PERSONAL: One of two children of Muntai and Chantile Evans... Undeclared on a college major.



CAREER HIGHS

Vault

UNEVEN BARS
9.000

BALANCE BEAM

FLOOR EXERCISE
9.900

ALL-AROUND



PAYTON GATZLAFF



PAYTON GATZLAFF

VAULT, BARS, FLOOR • SOPHOMORE
ANKENY, IOWA
ANKENY HIGH SCHOOL/LINDENWOOD
CLUB: TRIAD GYMNASTICS

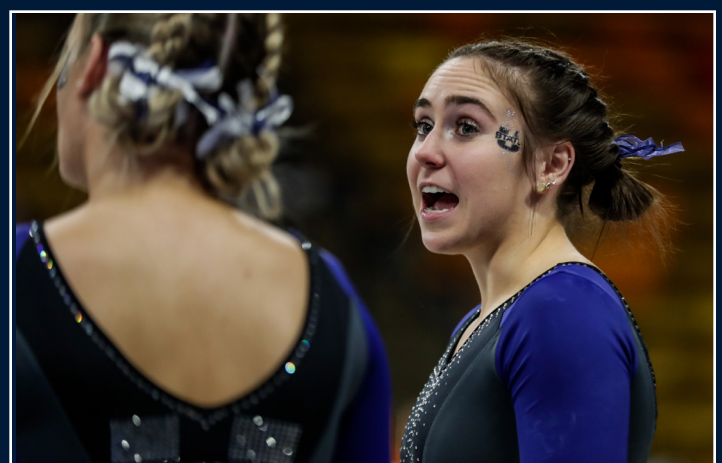


HONORS: Women's Collegiate Gymnastics Association Scholastic All-American (2022).

PREVIOUS SCHOOL: Spent one season at Lindenwood University in St. Charles, Missouri... As a freshman for the Lions in 2022, she competed on vault in six meets, recording a career-best score of 9.750... Earned Women's Collegiate Gymnastics Association Scholastic All-America accolades following the season.

CLUB/HIGH SCHOOL: Trained at Triad Gymnastics in Ankeny, Iowa, for nine years under the direction of Dan Miller... Was a four-time all-around state champion (2013, 2014, 2017 and 2019), a Super 8 qualifier and member of the Super 8 championship team in 2017... A team captain from 2020-21... Graduated in 2021 from Ankeny High School, where she earned the Academic Excellence Award all four years, as well as the DMACC Dean's Award.

PERSONAL: Daughter of Craig and Leasa Gatzlaff... Full name is Payton Layne Gatzlaff... Has one brother and one sister... Her sister, Madison, is a senior on Ball State's swimming and diving team... Majoring in kinesiology with an exercise science emphasis.



CAREER HIGHS

VAULT
9.750

UNEVEN BARS

BALANCE BEAM

FLOOR EXERCISE

ALL-AROUND



DANI KIRSTINE



DANI KIRSTINE

VAULT, BARS, BEAM • SOPHOMORE
LAS VEGAS, NEVADA
ODYSSEY CHARTER HIGH SCHOOL
CLUB: BROWN'S GYMNASTICS



HONORS: Women's Collegiate Gymnastics Association Scholastic All-American (2022); Academic All-Mountain Rim Gymnastics Conference (2022).

2022 (FRESHMAN CAMPAIGN): Did not compete during the season, but performed exhibition routines on bars against No. 23 Towson (2/27) and at the Washington tri meet (3/6), recording scores of 9.775 and 9.650, respectively... Earned Women's Collegiate Gymnastics Association Scholastic All-America and academic all-Mountain Rim Gymnastics Conference accolades.

CLUB/HIGH SCHOOL: Trained at Brown's Gymnastics in Las Vegas, Nevada, under the direction of Kyle Khou... Was the 2019 Junior Olympic Nationals bars champion and helped lead her club team to a first-place finish at Lady Luck 2020.

PERSONAL: Daughter of James Kirstine and Josée Lacasse... Has one younger sister... Her mother is a former Canadian alpine skier who won multiple World Cup titles and competed in the 1998 Winter Olympics in Calgary, placing 11th in the giant slalom and 16th in the slalom... She later attended Sierra Nevada College on a full scholarship and is in the Eagles' Hall of Fame... Majoring in journalism.



CAREER HIGHS

VAULT

UNEVEN BARS

BALANCE BEAM

FLOOR EXERCISE

ALL-AROUND

A young woman with long brown hair, smiling, is posing in a blue and black leotard. She is kneeling on her right knee with her left leg extended to the side. Her right arm is raised high, and her left arm is extended horizontally. The leotard has a black bodice with white polka dots and blue sleeves with white polka dots. The background is plain white.

BROOKE WILSON



BROOKE WILSON

VAULT, BARS, BEAM • SOPHOMORE
FLOWER MOUND, TEXAS
FLOWER MOUND HIGH SCHOOL
METROPLEX GYMNASICS



HONORS: Women's Collegiate Gymnastics Association Scholastic All-American (2022); Academic All-Mountain Rim Gymnastics Conference (2022).


2022 (FRESHMAN CAMPAIGN): Did not compete during the season... Earned Women's Collegiate Gymnastics Association Scholastic All-America and academic all-Mountain Rim Gymnastics Conference honors.

CLUB/HIGH SCHOOL: Trained at Metroplex Gymnastics in Allen, Texas, under the direction of Marnie Futch, Kambri Hoffman and Nikki Melcroy... Started competing at level 10 in 2017, when she placed in the top 10 on vault and beam at the state championships... In 2018, she placed in the top 10 on vault, beam, floor and in the all-around at state... Was a Region 3 qualifier... Won the bars title with a 9.775 at the 2019 state championships and was the all-around champion at the 2020 Biles Invitational... Graduated in 2021 from Flower Mound (Texas) High School, where she was an honor student... Received the Jammin' Jag Award, which is an outstanding student character accolade.

PERSONAL: One of five daughters of Marc and Stacey Wilson... Full name is Brooke Morgan Wilson... Her oldest sister, Kayla, is a member of Louisville's swimming & diving team... Majoring in kinesiology with an emphasis in pre-physical therapy.



CAREER HIGHS





AVERY BIBBEY



AVERY BIBBEY

AA • FRESHMAN
CHANDLER, ARIZONA
PERRY HIGH SCHOOL
USA YOUTH FITNESS CENTER



CLUB/HIGH SCHOOL: Trained at USA Youth Fitness Center in Arizona, since 2008, under the direction of Hollie Vise Naddour... Competed at the 2021 national championships and was an eight-time regional qualifier... Earned her club team's Most Dedicated Award during the 2019-20 season, and garnered the Most Improved and Hardest Worker awards, as well... Graduated in 2022 from Perry High School in Gilbert, Arizona... A three-time Academic Excellence Award winner at Perry HS and 2021 voting delegate for Health Occupations Students of America... Was invited to join the National Honor Society... Also participated in the school's Leadership, Experience, Opportunity club, which is a youth organization of Lions Clubs International.

PERSONAL: Daughter of Mark and January Bibbey... Full name is Avery Lynn Bibbey... Has a twin brother named Andon... Her cousin, Nate Bibbey, is a member of the Illinois Wesleyan University golf team... Majoring in kinesiology with an exercise science emphasis.



CAREER HIGHS

Vault

Uneven Bars

Balance Beam

Floor Exercise

All-Around



CHELSEA SOUTHAM



CHELSEA SOUTHAM

VT, BB, FX • FRESHMAN
HEBER CITY, UTAH
WASATCH HIGH SCHOOL
ALL AMERICAN GYMNASTICS



CLUB/HIGH SCHOOL: Trained at All American Gymnastics in Lindon, Utah, for 10 years, and Bold Gymnastics in Springville, Utah, for one year... Graduated in 2022 from Wasatch High School in Heber City, Utah.

PERSONAL: Daughter of Denny and Andrea Southam... Has three older brothers... Undeclared on a college major.



CAREER HIGHS

VAULT

UNEVEN BARS

BALANCE BEAM

FLOOR EXERCISE

ALL-AROUND



2023

COACHES
COACHES



KRISTIN WHITE

► **HEAD COACH**
► **FIRST SEASON AT UTAH STATE**
► **OKLAHOMA, 2010**



Kristin White was named the head gymnastics coach at Utah State on May 20, 2022.

White joined the Aggies after spending the last two seasons as an assistant coach under co-head coaches Jay and Jess Santos at Arizona State as the Sun Devils finished the 2022 season ranked No. 22 in the nation and captured a share of the Pac-12 regular season title. ASU finished the 2021 season ranked No. 9 in the nation as White was named the WCGA Regional Assistant Coach of the Year.

With White working with gymnasts on beam and floor, Arizona State finished the 2022 season scoring 49-plus in nine-straight meets on beam as junior Hannah Scharf led the Sun Devils with a team-best 9.950 on the event and earned WCGA second-team All-American honors and first-team all-Pac-12 accolades.

Prior to Arizona State, White was an assistant coach at Iowa State during the 2018-20 seasons as the Cyclones finished among the top-25 teams in the nation each year. During her final season in Ames, White mentored a floor lineup that finished the year ranked No. 16 in the nation, an improvement of 23 spots from the season before. Individually, junior Andrea Maldonado was named a 2020 WCGA first-team All-American on floor, as well as earning first-team all-Big 12 honors on the event as her 9.935 national qualifying score ranked seventh in the nation and second in the league.

Before entering the college ranks as a coach, White spent five years at the club level, where she mentored club gymnasts with Dynamo Gymnastics in Oklahoma City, Oklahoma. Dynamo, one of the top clubs in the nation, was awarded a pair of Region III Program of the Year honors in 2015 and 2016, as White was recognized individually as the 2016 Oklahoma State Coach of the Year.

A 2010 graduate at Oklahoma, White remained at her alma mater as a graduate assistant during the 2011 and 2012 seasons as the Sooners finished among the top 10 each year. At OU, White completed a master's degree in adult and higher education.

As a student-athlete at Oklahoma, White helped lead the Sooners to a trio of Big 12 team championships from 2008-10, and a runner-up finish at the 2010 NCAA National Championships. Individually, White was recognized with All-American honors on beam and floor as a senior in 2010. In addition to her excellence in the gym, White also earned three Outstanding Community Service Awards and spent three years as a member of Oklahoma's Student Athlete Advisory Committee and two years on OU's Athletics Council.

White and her husband, Trent, have one son, Brayden.

► ABOUT COACH WHITE

First Year at Utah State

► COACHING HISTORY

- 2022-Present: Utah State
Head Coach
- 2020-22: Arizona State
Assistant Coach
- 2018-20: Iowa State
Assistant Coach
- 2013-17: Dynamo Gymnastics
(Oklahoma City, Oklahoma)
Coach & Choreographer
- 2010-12: Oklahoma
Graduate Assistant



► COLLEGIATE HONORS


- OKLAHOMA**
- ⇒ Beam All-American (2010).
- ⇒ Floor All-American (2010).
- ⇒ Helped OU to a trio of Big 12 team championships from 2008-10, and a runner-up finish at the 2010 NCAA National Championships.



► COLLEGE EDUCATION

- Oklahoma**
- ⇒ 2010, Human Relations
- ⇒ 2012, Masters in Adult and Higher Education





ROBERT LADANYI



Robert Ladanyi (pronounced la-duh-nee) is in his first season as an assistant coach at Utah State. He is the primary coach on bars, while also spotting.

Ladanyi arrived in Logan after spending the previous three seasons as an assistant coach at Nebraska, working primarily with the vault and floor specialists.

The COVID-19-shortened 2020 campaign highlighted Ladanyi's time in Lincoln, Nebraska, as the Huskers ranked eighth on vault and 12th on floor. He played a major role in Taylor Houchin earning All-America honors on vault, while she was the WCGA Region 4 Gymnast of the Year and a finalist for the AAI Award.

Prior to Nebraska, Ladanyi was an assistant coach for two seasons at Utah, where he coached one individual NCAA champion (vault) and four Pac-12 champs (two on vault, two on floor).

The Utes placed fifth at the 2018 NCAA National Championships as MyKayla Skinner became Utah's first individual national champion on vault since 1992. Skinner became Ladanyi's fourth NCAA individual champ overall.

In 2019, the Red Rocks ranked second in the nation on vault (49.465) and produced two first-team vault All-Americans in Skinner and MaKenna Merrell-Giles.

Ladanyi spent two seasons as an assistant at Denver in 2016 and 2017. He primarily coached vault and floor, helping the Pioneers to their first team qualification for the NCAA National Championships in 2017 and coached the first NCAA individual national champion on floor in Denver's history (Nine McGee, 2016).

Ladanyi spent a decade as an assistant at Florida coaching vault, bars and floor for the Gators. While at Florida, he helped the Gators reach the NCAA National Championships all 10 years he was on the staff, winning three national titles and coaching two individual national champions on bars. Throughout his tenure in Gainesville, Ladanyi coached 43 All-Americans on vault, bars and floor.

Before coming to the United States, Ladanyi was the head coach of the Romanian Junior National Team and the Romanian club team CSM. He also competed with the Romanian National Team for six years before retiring from competition at the age of 19 due to injury.

Ladanyi graduated from the Romanian National School of Coaching with a degree in International High Level Gymnastics. He has two daughters, Gabby and Laila.

▶ ABOUT COACH LADANYI

First Year at Utah State

▶ COACHING HISTORY

2022-Present: Utah State

Assistant Coach

2019-22: Nebraska

Assistant Coach

2017-19: Utah

Assistant Coach

2015-17: Denver

Assistant Coach

2006-15: Florida

Assistant Coach

2002-05: Mihaiuc Gymnastics

Academy

Assistant Coach

1997-2001: S.G. Amsicora (Cagliari, Italy)

Head Coach

1994-97: Romanian Junior National Team

Head Coach

1992-97: CSM (Baia Mare, Romania)

Head Coach

▶ EDUCATION

→ Romanian National School of Coaching

→ Degree in International High Level Gymnastics





RACHEL SLOCUM

▶ ASSISTANT COACH
▶ FIRST SEASON AT UTAH STATE
▶ FLORIDA, 2018



Rachel Slocum is in her first season as an assistant coach at Utah State. She is the primary coach on vault and will also assist head coach Kristin White on floor.

Slocum joined the Aggies after spending the previous two seasons as a volunteer assistant coach at Arizona State, where she worked with White, who was an assistant coach with the Sun Devils before becoming just the fifth head coach in Utah State history.

Slocum helped the Sun Devils finish ranked No. 22 in the nation and qualify for the 2022 NCAA Regional Championships in Norman, Oklahoma. The team scored a 196-plus in all but one meet, including three 197s. Arizona State recorded five conference wins to tie for the Pac-12 regular-season title – the first in program history. It was also the most conference wins in a single season in 2001.

In her first season at ASU, Slocum helped guide the Sun Devils to their most successful season in 15 years in 2021, wrapping up the year ranked No. 9 on Road to Nationals, the best finish since 2006. The team ended the season with a National Qualifying Score of 197.088.

Slocum was a four-time All-American at Florida, competing from 2017-18 and graduating cum laude with a degree in health education and behavior.

While with the Gators, Slocum primarily competed on vault and floor, earning All-America second-team honors on vault at both the 2017 and 2018 NCAA Championships. On vault, she also earned NACGC All-America first-team regular-season recognition in 2017 and made the second team in 2018.

In both of her seasons at Florida, Slocum was an all-SEC gymnast, and in 2018 she also made the SEC Community Service Team. She won NCAA regional titles on floor (shared) and vault in 2018, as well as a share of the vault title in 2017.

Prior to Florida, Slocum spent the 2015 and 2016 seasons at Eastern Michigan, earning MAC Specialist of the Year honors as a sophomore. That season, she made the all-MAC and all-Tournament teams, and qualified for the NCAA Championships as an individual on floor after earning the regional title, the second Eagle in program history to do so.

The native of Holly Springs, North Carolina, also shined in the classroom as she made the 2018 SEC Academic Honor Roll, the 2017 SEC First-Year Academic Honor Roll and was an NACGC Scholastic Academic All-American in 2015 and 2018. At Eastern Michigan, she earned academic All-MAC and Distinguished Scholar Student-Athlete honors, as well as earning two MAC Scholar-Athlete of the Week nods.

▶ ABOUT COACH SLOCUM

First Year at Utah State

▶ COACHING HISTORY

2022-Present: Utah State
Assistant Coach

2020-22: Arizona State
Volunteer Assistant Coach

▶ COLLEGIATE HONORS

FLORIDA

- ⇒ Vault All-American (2017 & 2018).
- ⇒ NACGC All-America First-Team Regular-Season Honors (2017 & 2018).
- ⇒ All-SEC (2017 & 2018).
- ⇒ Made the SEC Community Service Team and won NCAA regional titles on floor (shared) and vault in 2018, as well as a share of the vault title in 2017.

EASTERN MICHIGAN

- ⇒ MAC Specialist of the Year (2016).
- ⇒ Qualified as an individual on floor for the 2016 NCAA Championships after earning the regional title, the second Eagle in program history to do so.


▶ COLLEGE EDUCATION

Florida

- ⇒ 2018, Health Education and Behavior
- ⇒ 2020, Masters in Sport Management



UTAH STATE GYMNASTICS SUPPORT STAFF



Daniel Barclay
Manager
Third Year at USU



Amy Crosbie
Exec. Associate AD/SWA
Fourth Year at USU




Wade Denniston
Media Relations
Eighth Year at USU



Mandy Oas
Athletic Trainer
First Year at USU



Jeremiah Sievers
Academic Coordinator
Third Year at USU



Sharee Wood
Strength & Conditioning
First Year at USU



2022

IN REVIEW

IN REVIEW



2022 TEAM RESULTS (15-11 Overall, 3-4 MRGC)

DATE	MEET	Vault	Bars	Beam	Floor	TOTAL	RESULT
1/7	RIO TINTO BEST OF UTAH MEET						2-1, 2-0 MRGC
	#26 Utah State	48.825	48.850	49.100	49.100	195.875	2nd
	#4 Utah	49.325	49.225	49.375	49.175	197.100	L, 1st
	#19 BYU	48.575	49.000	48.875	48.775	195.225	W, 3rd
	#25 Southern Utah	48.950	49.125	48.350	48.575	195.000	W, 4th
1/14	DUAL MEET AT UTAH STATE						3-1, 2-0 MRGC
	#11 Utah State	48.375	49.175	48.325	49.075	194.950	1st
	Air Force	47.925	46.875	48.800	48.375	191.975	W, 2nd
1/22	QUAD MEET AT ARIZONA						5-2, 2-0 MRGC
	#22 Utah State	48.900	49.050	49.500	48.900	196.350	2nd
	#4 Oklahoma	49.500	49.400	49.575	49.425	197.900	L, 1st
	#13 Stanford	48.800	49.000	49.075	48.850	195.725	W, 3rd
	#20 Arizona	48.650	47.000	49.225	48.900	193.775	W, 4th
1/28	DUAL MEET AT BYU						5-3, 2-1 MRGC
	#23 Utah State	49.100	49.050	49.275	49.025	196.450	2nd
	#21 BYU	49.125	49.200	49.275	49.175	196.775	L, 1st
2/4	TRI MEET AT UTAH STATE						7-3, 3-1 MRGC
	#20 Utah State	49.025	49.000	49.475	48.925	196.425	1st
	#24 Southern Utah	49.075	48.850	48.950	48.675	195.550	W, 2nd
	Ball State	48.975	47.875	48.625	48.875	194.350	W, 3rd
2/11	DUAL MEET AT SOUTHERN UTAH						7-4, 3-2 MRGC
	#21 Utah State	49.250	48.850	49.325	49.375	196.800	2nd
	#25 Southern Utah	49.275	49.325	49.125	49.250	196.975	L, 1st
2/18	DUAL MEET AT BOISE STATE						7-5, 3-3 MRGC
	#21 Utah State	48.650	49.200	48.450	49.500	195.800	2nd
	#24 Boise State	49.100	49.450	49.200	49.200	196.950	L, 1st
2/25	TRI MEET AT UTAH STATE						8-6, 3-4 MRGC
	#14 Utah State	49.025	48.950	49.000	49.250	196.225	2nd
	#12 BYU	49.075	48.975	49.175	49.350	196.575	L, 1st
	#23 Towson	49.000	48.725	48.975	48.900	195.600	W, 3rd
2/27	DUAL MEET AT UTAH STATE						9-6, 3-4 MRGC
	#14 Utah State	48.925	49.175	49.175	49.450	196.725	1st
	#23 Towson	48.850	49.050	48.825	49.275	196.000	W, 2nd
3/6	TRI MEET AT WASHINGTON						9-8, 3-4 MRGC
	#16 Utah State	49.125	48.475	49.225	48.950	195.775	3rd
	Washington	49.125	49.175	49.300	49.225	196.825	L, 1st
	#20 Stanford	49.000	49.100	49.175	49.150	196.325	L, 2nd
3/12	QUAD MEET AT MINNESOTA						11-9, 3-4 MRGC
	#22 Utah State	48.825	48.150	49.000	49.225	195.200	2nd
	#8 Minnesota	49.300	49.425	49.375	49.750	197.850	L, 1st
	Temple	48.500	48.325	48.025	48.775	193.625	W, 3rd
	Long Island	48.175	48.025	48.275	48.275	193.200	W, 4th
3/19	MRGC CHAMPIONSHIPS AT BOISE STATE						14-9, 3-4 MRGC
	#25 Utah State	48.950	49.375	49.375	49.325	197.025	1st
	#24 Boise State	48.925	49.475	49.125	49.025	196.550	W, 2nd
	Southern Utah	49.000	49.250	49.125	49.125	196.500	W, 3rd
	#21 BYU	49.175	48.750	49.225	49.225	196.375	W, 4th
3/31	NCAA REGIONALS AT OKLAHOMA						15-11, 3-4 MRGC
	#25 Utah State	49.075	49.300	49.125	49.325	196.825	3rd
	#8 Minnesota	49.525	49.400	49.350	49.550	197.825	L, 1st
	#9 California	48.950	49.500	49.400	49.525	197.375	L, 2nd
	#24 Boise State	48.900	49.225	49.150	49.150	196.425	W, 4th
SEASON HIGH							
	Utah State	49.250	49.375	49.500	49.500	197.025	
	Opponent	49.525	49.500	49.575	49.750	197.900	

2022 INDIVIDUAL TITLES

Rebecca Wells (14)		
EVENT	SCORE	MEET
VT	9.875	at BYU, 1/28
VT	9.900	at Southern Utah, 2/11
VT	9.850	vs. BYU/Towson, 2/25
VT	9.875	at Washington/Stanford, 3/6
UB	9.850	vs. BYU/Towson, 2/25
UB	9.850	vs. Towson, 2/27
FX	9.875	vs. SUU/Ball State, 2/4
AA	39.125	at Best of Utah Meet, 1/7
AA	39.250	vs. SUU/Ball State, 2/4
AA	39.300	at Southern Utah, 2/11
AA	38.500	at Boise State, 2/18
AA	39.475	vs. BYU/Towson, 2/25
AA	38.250	vs. Towson, 2/27
AA	39.400	at MRGC Champ., 3/19

Brie Clark (10)		
EVENT	SCORE	MEET
BB	9.875	vs. Towson, 2/27
FX	9.925	at Best of Utah Meet, 1/7
FX	9.950	vs. Air Force, 1/14
FX	9.925	at Arizona Quad Meet, 1/22
FX	9.925	at BYU, 1/28
FX	9.925	at Southern Utah, 2/11
FX	9.950	at Boise State, 2/1
FX	9.950	vs. Towson, 2/27
FX	9.900	at Washington/Stanford, 3/6
FX	9.950	at MRGC Champ., 3/19

Trinity Brown (4)		
EVENT	SCORE	MEET
VT	9.825	vs. Air Force, 1/14
VT	9.850	vs. BYU/Towson, 2/25
VT	9.850	vs. Towson, 2/27
FX	9.875	vs. SUU/Ball State, 2/4

Maia Fishwick (4)		
EVENT	SCORE	MEET
UB	9.925	at BYU, 1/28
UB	9.900	vs. SUU/Ball State, 2/4
UB	9.850	vs. Towson, 2/27
UB	9.950	at MRGC Champ., 3/19

Carley Bayles (3)		
EVENT	SCORE	MEET
BB	9.925	at BYU, 1/28
BB	9.900	at Southern Utah, 2/11
BB	9.925	at MRGC Champ., 3/19

Brianna Brooks (2)		
EVENT	SCORE	MEET
VT	9.875	at BYU, 1/28
UB	9.850	vs. BYU/Towson, 2/25

Eve Jackson (2)		
EVENT	SCORE	MEET
UB	9.900	vs. Air Force, 1/14
UB	9.850	vs. Towson, 2/27

Sofi Sullivan (2)		
EVENT	SCORE	MEET
BB	9.875	vs. Air Force, 1/14
BB	9.950	vs. SUU/Ball State, 2/4

Molly Arnold (1)		
EVENT	SCORE	MEET
VT	9.850	vs. Towson, 2/27

Angel Stuart (1)		
EVENT	SCORE	MEET
VT	9.825	vs. Air Force, 1/14

2022 TOP 3 INDIVIDUAL EVENT FINISH TOTALS BY GYMNAST

GYMNAST	VT	UB	BB	FX	AA	TOTAL
Wells	7	2	3	1	9	22
Clark	--	--	3	9	--	12
Brooks	1	7	2	--	--	10
Sullivan	--	2	6	--	--	8
Brown	3	--	--	2	--	5
Fishwick	--	5	--	--	--	5
Bayles	--	--	4	--	--	4
Jackson	--	2	--	2	--	4
McCright	--	--	4	--	--	4
Arnold	2	--	--	1	--	3
Evans	--	--	--	1	--	1
Stuart	1	--	--	--	--	1
TOTAL	14	18	22	16	9	79



NATIONAL RANKINGS

ROAD TO NATIONALS - FINAL

RANK	TEAM	TEAM NQS	HIGH
1.	Oklahoma	198.140	198.475
2.	Florida	198.135	198.575
3.	Utah	197.920	198.575
4.	Auburn	197.650	198.575
5.	Missouri	197.195	197.675
6.	Minnesota	197.440	198.025
7.	Alabama	197.790	198.075
8.	Michigan	198.015	198.525
9.	Michigan State	197.165	197.575
10.	Kentucky	197.250	197.650
11.	California	197.330	197.900
12.	UCLA	197.090	198.050
13.	Denver	196.960	197.600
14.	Stanford	196.415	196.975
15.	Iowa	196.585	196.950
16.	Arkansas	196.820	197.200
17.	Oregon State	197.155	197.375
18.	LSU	197.735	198.125
19.	Illinois	196.775	197.350
20.	Ohio State	196.890	197.525
21.	Washington	196.550	197.275
22.	Arizona State	196.905	197.800
23.	UTAH STATE	196.550	197.025
24.	BYU	196.640	197.225
25.	Iowa State	196.430	196.875
26.	Arizona	196.300	196.850
27.	Boise State	196.560	197.000
28.	Southern Utah	196.535	197.000
29.	Maryland	196.765	197.175
30.	Georgia	196.575	197.175
31.	North Carolina St.	196.330	196.925
32.	North Carolina	196.225	196.625
33.	West Virginia	196.315	196.650
34.	Towson	196.265	196.700
35.	San José State	196.260	196.625
36.	Western Michigan	196.215	196.725

MRGC STANDINGS

TEAM	MRGC	OVERALL
#24 BYU	6-3	13-10-1
Boise State	3-3	9-10
#23 Utah State	3-4	15-11
Southern Utah	3-5	10-12

* Utah State captured its first-ever MRGC Championship with a 197.025 on Saturday, March 19, in Boise, Idaho.



2022 AGGIE LINEUPS

VAULT

DATE	OPPONENT	1	2	3	4	5	6
1/7	at Best of Utah	Brown	Clark	Brooks	Stuart	Wells	Jackson
1/14	Air Force	Brown	Clark	Arnold	Brooks	Jackson	Stuart
1/22	at Arizona Quad	Brown	Clark	Arnold	Brooks	Wells	Jackson
1/28	at BYU	Brown	Clark	Arnold	Brooks	Wells	--
2/4	SUU/Ball State	Brown	Clark	Arnold	Brooks	Wells	Fishwick
2/11	at Southern Utah	Brown	Clark	Arnold	Brooks	Wells	Jackson
2/18	at Boise State	Brown	Clark	Arnold	Brooks	Wells	Jackson
2/25	BYU/Towson	Brown	Clark	Arnold	Brooks	Wells	Jackson
2/27	Towson	Brown	Clark	Arnold	Brooks	Wells	Jackson
3/6	at Washington Tri	Brown	Clark	Arnold	Brooks	Wells	Jackson
3/12	at Minnesota Quad	Brown	Clark	Arnold	Brooks	Wells	Jackson
3/19	at MRGC Champs.	Brown	Clark	Arnold	Brooks	Wells	Jackson
4/2	at NCAA Regionals	Brown	Clark	Arnold	Brooks	Wells	Jackson

BARS

DATE	OPPONENT	1	2	3	4	5	6
1/7	at Best of Utah	Gutierrez	Evans	Wells	Jackson	Brooks	Fishwick
1/14	Air Force	Gutierrez	Aragon	Arnold	Jackson	Sullivan	Brooks
1/22	at Arizona Quad	Gutierrez	Wells	Jackson	Sullivan	Brooks	Fishwick
1/28	at BYU	Gutierrez	Wells	Jackson	Sullivan	Brooks	Fishwick
2/4	SUU/Ball State	Gutierrez	Wells	Jackson	Sullivan	Brooks	Fishwick
2/11	at Southern Utah	Gutierrez	Wells	Jackson	Sullivan	Brooks	Fishwick
2/18	at Boise State	Gutierrez	Wells	Arnold	Brooks	Fishwick	Jackson
2/25	BYU/Towson	Gutierrez	Wells	Rojas	Brooks	Fishwick	Jackson
2/27	Towson	Gutierrez	Wells	Rojas	Jackson	Brooks	Fishwick
3/6	at Washington Tri	Gutierrez	Wells	Jackson	Brooks	Fishwick	Arnold
3/12	at Minnesota Quad	Arnold	Wells	Jackson	Brooks	Fishwick	Gutierrez
3/19	at MRGC Champs.	Gutierrez	Wells	Rojas	Brooks	Fishwick	Sullivan
4/2	at NCAA Regionals	Gutierrez	Wells	Rojas	Brooks	Fishwick	Jackson

BEAM

DATE	OPPONENT	1	2	3	4	5	6
1/7	at Best of Utah	Wells	Clark	Bayles	Brooks	Sullivan	McCright
1/14	Air Force	McCright	Clark	Bayles	Aragon	Brooks	Sullivan
1/22	at Arizona Quad	Wells	Bayles	McCright	Brooks	Sullivan	Clark
1/28	at BYU	Wells	Bayles	McCright	Brooks	Sullivan	Clark
2/4	SUU/Ball State	Wells	Bayles	McCright	Brooks	Sullivan	Clark
2/11	at Southern Utah	Wells	Bayles	McCright	Brooks	Sullivan	Clark
2/18	at Boise State	Wells	Bayles	McCright	Brooks	Sullivan	Clark
2/25	BYU/Towson	Wells	McCright	Brooks	Clark	Sullivan	Bayles
2/27	Towson	Wells	Clark	McCright	Brooks	Sullivan	Bayles
3/6	at Washington Tri	Wells	Clark	McCright	Brooks	Sullivan	Bayles
3/12	at Minnesota Quad	Wells	Clark	McCright	Brooks	Sullivan	Bayles
3/19	at MRGC Champs.	Wells	Clark	McCright	Brooks	Sullivan	Bayles
4/2	at NCAA Regionals	Wells	Clark	McCright	Brooks	Sullivan	Bayles

FLOOR

DATE	OPPONENT	1	2	3	4	5	6
1/7	at Best of Utah	Toomey	Brown	Wells	Jackson	Clark	Gutierrez
1/14	Air Force	Evans	Gutierrez	Jackson	Brown	Clark	--
1/22	at Arizona Quad	Toomey	Gutierrez	Jackson	Evans	Brown	Clark
1/28	at BYU	Arnold	Evans	Brown	Toomey	Wells	Clark
2/4	SUU/Ball State	Arnold	Gutierrez	Jackson	Brown	Wells	Clark
2/11	at Southern Utah	Arnold	Jackson	Brown	Wells	Clark	Gutierrez
2/18	at Boise State	Arnold	Brown	Jackson	Wells	Clark	Gutierrez
2/25	BYU/Towson	Arnold	Brown	Jackson	Wells	Clark	Evans
2/27	Towson	Arnold	Jackson	Evans	Wells	Clark	Brown
3/6	at Washington Tri	Arnold	Brown	Jackson	Wells	Clark	Evans
3/12	at Minnesota Quad	Arnold	Brown	Jackson	Wells	Clark	Evans
3/19	at MRGC Champs.	Arnold	Brown	Jackson	Wells	Clark	Evans
4/2	at NCAA Regionals	Arnold	Brown	Jackson	Wells	Clark	Evans



2022 GYMNAST SUPERLATIVES (Top 10)

Score Gymnast Meet

VAULT

- 9.900 ... Rebecca Wells at SUU (2/11)
- 9.875 ... R. Wells (2x)..... at UW/Stanford (3/6)
- 9.875 ... Trinity Brown at SUU (2/11)
- 9.875 ... Brianna Brooks at BYU (1/28)
- 9.850 ... R.Wells (4x).....at MRGCs (3/19)
- 9.850 ... T. Brown (3x).... at UW/Stanford (3/6)
- 9.850 ... Molly Arnold.....Towson (2/27)
- 9.850 ... Brianna Brooks..... at SUU (2/11)

BARS

- 9.950 ... Maia Fishwickat MRGCs (3/19)
- 9.925 ... Maia Fishwick at BYU (1/28)
- 9.900 ... B. Brooks (3x).... at NCAA Reg. (3/31)
- 9.900 ... Fishwick (2x) at NCAA Reg. (3/31)
- 9.900 ... Eve Jackson Air Force (1/14)
- 9.875 ... Brooks (2x).....at Arizona Quad (1/22)

BEAM

- 9.950 ... Sofi SullivanSUU/Ball State (2/4)
- 9.925 ... Carley Bayles (2x).....at MRGCs (3/19)
- 9.925 ... R. Wells (2x)..... BYU/Towson (2/25)
- 9.925 ... K. McCright.....at Arizona Quad (1/22)
- 9.900 ... R. Wells (2x)..... at NCAA Reg. (3/31)
- 9.900 ... Sofi Sullivan (2x)at MRGCs (3/19)
- 9.900 ... Carley Bayles (2x)..... at SUU (2/11)
- 9.900 ... Brie Clark..... at BYU (1/28)
- 9.900 ... B. Brooks.....at Arizona Quad (1/22)

FLOOR

- 9.950 ... Brie Clark (4x)at MRGCs (3/19)
- 9.925 ... Clark (6x) at NCAA Reg. (3/31)
- 9.925 ... Trinity Brownat Boise State (2/18)

ALL-AROUND

- 39.475 ... R. Wells BYU/Towson (2/25)
- 39.400 ... Rebecca Wellsat MRGCs (3/19)
- 39.350 ... R. Wells at NCAA Reg. (3/31)
- 39.300 ... Rebecca Wells at SUU (2/11)
- 39.250 ... R. WellsSUU/Ball State (2/4)
- 39.225 ... R. Wells at UW/Stanford (3/6)
- 39.150 ... Rebecca Wells at BYU (1/28)
- 39.125 ... R. Wellsat Best of Utah (1/7)
- 38.975 ... R. Wells ..at Minnesota Quad (3/12)
- 38.500 ... R. Wells at Boises State (2/18)

2022 TEAM SUPERLATIVES (Top 5)

TEAM TOTAL

- 197.025 at MRGC Championships (3/19)
- 196.825 at NCAA Norman Regional (3/31)
- 196.800 at Southern Utah (2/11)
- 196.725 Towson (2/27)
- 196.450 at BYU (1/28)

VAULT

- 49.250 at Southern Utah (2/11)
- 49.125at Washington/Stanford (3/6)
- 49.100 at BYU (1/28)
- 49.075 at NCAA Norman Regional (3/31)
- 49.025 BYU/Towson (2/25)
- 49.025Southern Utah/Ball State (2/4)

BARS

- 49.375 at MRGC Championships (3/19)
- 49.300 at NCAA Norman Regional (3/31)
- 49.200 at Boise State (2/18)
- 49.175 Towson (2/27)
- 49.175 Air Force (1/14)

BEAM

- 49.500 at Arizona Quad (1/22)
- 49.475Southern Utah/Ball State (2/4)
- 49.375 at MRGC Championships (3/19)
- 49.325 at Southern Utah (2/11)
- 49.275 at BYU (1/28)

FLOOR

- 49.500 at Boise State (2/18)
- 49.450 Towson (2/27)
- 49.375 at Southern Utah (2/11)
- 49.325 at NCAA Norman Regional (3/31)
- 49.325 at MRGC Championships (3/19)

PROGRAM BESTS (TEAM) (Top 5)

TEAM TOTAL

- 197.225 at Texas Woman's (3/1/97)
- 197.025** at MRGCs (3/19/22)
- 196.825** at NCAA Regionals (3/31/22)
- 196.800** at Southern Utah (2/11/22)
- 196.800 at Boise State Tri Meet (2/21/20)

VAULT

- 49.325 at Texas Woman's (3/1/97)
- 49.275at UC Davis (1/26/14)
- 49.250** at Southern Utah (2/11/22)
- 49.225 at Denver/Southern Utah (3/7/21)
- 49.225 BYU (3/13/15)

BARS

- 49.425Utah (2/7/03)
- 49.375** at MRGC Championships (3/19)
- 49.350 San José State (2/10/12)
- 49.325North Carolina State (3/14/03)
- 49.325 BYU (2/21/03)
- 49.325 at Texas Woman's (3/1/97)

BEAM

- 49.575 at Boise State Tri Meet (2/21/20)
- 49.500** at Arizona Quad (1/22/22)
- 49.475** Southern Utah/Ball State (2/4/22)
- 49.475 Utah/Boise State (2/26/99)
- 49.400 at Denver/Southern Utah (3/7/21)

FLOOR

- 49.550 Denver (3/15/04)
- 49.500** at Boise State (2/18/22)
- 49.500 Ohio State (2/28/03)
- 49.475 BYU (3/12/04)
- 49.475 Missouri/Boise State (2/20/04)

PROGRAM BESTS (INDIVIDUAL)

VAULT

- 9.950.....3x, last Jessica Parenti-Otte (3/7/05)
- 9.925..... 4x, last Paige Jones (1/26/14)
- 9.900**..... **24x**, last Rebecca Wells (2/11/22)

BARS

- 9.9752x, last Christy Denson (3/18/00)
- 9.950**.....**8x**, last Maia Fishwick (3/19/22)
- 9.925**.....**16x**, last Maia Fishwick (1/28/22)

BEAM

- 9.975**Sofi Sullivan (1/25/20)
- 9.950**5x, last Sofi Sullivan (2/4/22)
- 9.925**..... **21x**, last Rebecca Wells (3/19/22)

FLOOR

- 9.975 2x, last Madi Ward-Sessions (3/8/19)
- 9.950**..... **17x**, last Brie Clark (3/19/22)
- 9.925**..... **33x**, last Brie Clark (3/31/22)

ALL-AROUND

- 39.550Christy Denson (2/26/99)
- 39.525..... 3x, last M. Ward-Sessions (2/17/19)
- 39.500..... Meagan Lewis (1/24/03)

Boldface indicates current gymnasts/team



UTAH STATE CLASS RECORDS

SINGLE-SEASON FRESHMAN TITLES

Gymnast	Years	Titles
1. Michelle Pohl	1983	39
2. Lena Adomat	1985	15
3. Patty Delaney	1986	14
4. Meagan Lewis	2003	13
5. Brie Clark	2022	10
Jessenia Abrego	1999	10
7. Kristen Bloom	2000	9
Brenda Carr	1983	9
Kris Stano	1982	9
10. Sofi Sullivan	2020	8
Bailey McIntire	2014	8
Barb Zahl	1988	8
Alicia Johnston	1978	8

SINGLE-SEASON SOPHOMORE TITLES

Gymnast	Years	Titles
1. Michelle Pohl	1984	14
2. Christy Denson	1998	12
Barb Zahl	1990	12
Alicia Johnston	1979	12
5. Madi Ward-Sessions	2017	11
Lena Adomat	1986	11
7. Jessica Parenti-Otte	2005	10
Kim Johnson	1991	10
9. Tina Ellis	2001	9
Julie Ryan	1987	9

SINGLE-SEASON JUNIOR TITLES

Gymnast	Years	Titles
1. Christy Denson	1999	25
2. Julie Ryan	1988	22
3. Rebecca Wells	2022	14
Jessica Parenti-Otte	2006	14
5. Bailey McIntire	2016	11
Autumn DeHarde	2020	10
Madi Ward-Sessions	2018	10
8. McKinzey Martinez	2015	9
Brenda Scholl	1991	9
Jodi Mabb	1980	9

SINGLE-SEASON SENIOR TITLES

Gymnast	Years	Titles
1. Wanita Lynch	1982	29
2. Tana Davis	1990	24
3. Christy Denson	2000	21
4. Madi Ward-Sessions	2019	16
5. Jessica Parenti-Otte	2007	14
6. Nicole Kilpatrick	2003	12
Michelle Pohl	1986	12
8. Robin Conklin	1987	11
9. Jessenia Abrego	2002	8
10. McKinzey Martinez	2016	7
Heather Heinrich	2010	7
Deanna Palmer	1997	7
Barb Zahl	1992	7
Julie Ryan	1991	7
Debbie Peterson	1981	7

Boldface indicates current gymnasts



2022 MRGC INDIVIDUAL EVENT LEADERS

Vault

Gymnast	NQS
1. Sadie Miner-Van Tassell (BYU)	9.900
2. Caitlin Kho (SUU)	9.875
3. Rebecca Wells (USU)	9.860
Alyssa Vulaj (BSU)	9.860
5. Morgan Alfaro (SUU)	9.855
6. Rachel Smith (SUU)	9.850
7. Emily Lopez (BSU)	9.845
8. Trinity Brown (USU)	9.840
Lexi Griffith (BYU)	9.840
10. Sydney Benson (BYU)	9.835

Bars

Gymnast	NQS
1. Emily Muhlenhaupt (BSU)	9.945
2. Anyssa Alvarado (BYU)	9.925
Emily Lopez (BSU)	9.925
4. Shylen Murakami (SUU)	9.920
5. Alexis Stokes (BSU)	9.915
6. Haley Pitou (BYU)	9.880
7. Brianna Brooks (USU)	9.870
Maia Fishwick (USU)	9.870
9. Hannah Nipp (SUU)	9.840
10. Sadie Miner-Van Tassell (BYU)	9.835

Beam

Gymnast	NQS
1. Elease Rollins (BYU)	9.930
2. Adriana Popp (BSU)	9.895
3. Carley Bayles (USU)	9.890
4. Sofi Sullivan (USU)	9.880
Sadie Miner-Van Tassell (BYU)	9.880
6. Rebecca Wells (USU)	9.875
7. Emily Lopez (BSU)	9.855
Sophia McClelland (BYU)	9.855
9. Kielyn McCright (USU)	9.850
Brianna Brooks (USU)	9.850
Brie Clark (USU)	9.850
Hailey Vultaggio (BYU)	9.850

Floor

Gymnast	NQS
1. Brie Clark (USU)	9.940
2. Brittney Vitkauskas (BYU)	9.925
3. Sadie Miner-Van Tassell (BYU)	9.910
4. Karley McClain (SUU)	9.895
5. Hannah Napp (SUU)	9.875
6. Trinity Brown (USU)	9.870
Adeline Rieder (BYU)	9.870
Abby Beeston (BYU)	9.870
9. Eve Jackson (USU)	9.865
Aubri Schwartze (SUU)	9.865

2022 MRGC TEAM EVENT LEADERS

Vault

Team	NQS
1. BYU	49.155
2. Boise State	49.125
3. Southern Utah	49.085
4. Utah State	49.045

Bars

Team	NQS
1. Boise State	49.445
2. Southern Utah	49.275
3. BYU	49.190
4. Utah State	49.130

Beam

Team	NQS
1. Utah State	49.335
2. BYU	49.240
3. Boise State	49.080
4. Southern Utah	49.070

Floor

Team	NQS
1. BYU	49.355
2. Utah State	49.325
3. Southern Utah	49.125
4. Boise State	48.990

2022 HONORS

Brie Clark

- WCGA Regular Season Second-Team All-American
- MRGC Freshman of the Year
- MRGC Floor Specialist of the Year
- First-Team All-MRGC on Floor
- MRGC Floor Specialist of the Week (1/10, 1/17, 1/24, 1/31, 2/14, 2/28, 3/14)
- AFCU USU Student-Athlete of the Week (1/17, 2/21)

Rebecca Wells

- First-Team All-MRGC in the All-Around
- First-Team All-MRGC on Vault
- Second-Team All-MRGC on Beam
- MRGC Gymnast of the Week (1/10)
- MRGC Vault Specialist of the Week (1/31, 2/14)
- AFCU USU Student-Athlete of the Week (3/21)

Carley Bayles

- Second-Team All-MRGC on Beam
- MRGC Beam Specialist of the Week (1/31, 2/14)

Brianna Brooks

- MRGC Vault Specialist of the Week (1/31)
- MRGC Bars Specialist of the Week (1/10)

Eve Jackson

- MRGC Bars Specialist of the Week (1/17)

Kielyn McCright

- MRGC Beam Specialist of the Week (1/24)

Sofi Sullivan

- Second-Team All-MRGC on Beam
- MRGC Beam Specialist of the Week (2/7)



RESPECT.
It's the name of the game.



UTAH STATE IN THE RANKINGS

TEAM

Table with columns: EVENT, NQS, AVERAGE, HIGH, NAT'L, REG. Rows include Vault, Bars, Beam, Floor, and Team Total.

INDIVIDUAL RANKS - VAULT

Table with columns: GYMNAST, NQS, AVERAGE, HIGH, NAT'L, REG. Rows include Rebecca Wells, Trinity Brown, Brianna Brooks, Molly Arnold, Brie Clark, and Eve Jackson.

INDIVIDUAL RANKS - BARS

Table with columns: GYMNAST, NQS, AVERAGE, HIGH, NAT'L, REG. Rows include Brianna Brooks, Maia Fishwick, Rebecca Wells, Jessica Gutierrez, and Eve Jackson.

INDIVIDUAL RANKS - BEAM

Table with columns: GYMNAST, NQS, AVERAGE, HIGH, NAT'L, REG. Rows include Carley Bayles, Sofi Sullivan, Rebecca Wells, KIELY McCright, Brianna Brooks, and Brie Clark.

INDIVIDUAL RANKS - FLOOR

Table with columns: GYMNAST, NQS, AVERAGE, HIGH, NAT'L, REG. Rows include Brie Clark, Trinity Brown, Eve Jackson, Molly Arnold, Rebecca Wells, Amari Evans, and Jessica Gutierrez.

INDIVIDUAL RANKS - ALL-AROUND

Table with columns: GYMNAST, NQS, AVERAGE, HIGH, NAT'L, REG. Row includes Rebecca Wells.



THE LAST TIME UTAH STATE

SCORED A 196 OR HIGHER
At home 196.725 vs. No. 23 Towson (2/27/22)
On the road 197.025 at the MRGC Championships (3/19/22)
SCORED A 197 OR HIGHER
At home Never
On the road 197.025 at the MRGC Championships (3/19/22)
SCORED A 198 OR HIGHER
At home Never
On the road Never
WON A DUAL MEET
At home vs. No. 23 Towson, 196.725-196.000 (2/27/22)
On the road at Air Force, 195.550-192.375 (1/25/20)
LOST A DUAL MEET
At home vs. No. 22 Boise State, 196.400-195.325 (2/13/21)
On the road at No. 24 Boise State, 196.950-195.800 (2/18/22)
LOST A NON-DUAL MEET
At home 2nd in Tri Meet vs. No. 12 BYU/No. 23 Towson, 196.225 (2/25/22)
On the road 2nd at Minnesota Quad Meet, 195.200 (3/12/22)
Neutral Site 4th at Rio Tinto Best of Utah Meet, 194.150 (1/22/20)
WON THE ALL-AROUND TITLE
At home Rebecca Wells, 38.250 vs. No. 23 Towson (2/27/22)
On the road Rebecca Wells, 39.400 at MRGC Championships (3/19/22)
Neutral site Rebecca Wells, 39.125 at Rio Tinto Best of Utah Meet (1/7/22)
WON THE VAULT TITLE
At home Trinity Brown/Molly Arnold, 9.850 vs. No. 23 Towson (2/27/22)
On the road Rebecca Wells, 9.875 at Washington/No. 20 Stanford (3/6/22)
WON THE BARS TITLE
At home R. Wells/M. Fishwick/E. Jackson, 9.850 vs. No. 23 Towson (2/27/22)
On the road Maia Fishwick, 9.950 at MRGC Championships (3/19/22)
WON THE BEAM TITLE
At home Brie Clark, 9.875 vs. No. 23 Towson (2/27/22)
On the road Carley Bayles, 9.925 at MRGC Championships (3/19/22)
WON THE FLOOR TITLE
At home Brie Clark, 9.950 vs. No. 23 Towson (2/27/22)
On the road Brie Clark, 9.950 at MRGC Championships (3/19/22)
Neutral site Brie Clark, 9.925 at Rio Tinto Best of Utah Meet (1/7/22)
HAD AN ALL-AMERICAN
Brie Clark Regular Season Second-Team All-American on Floor (2022)
HAD AN NCAA INDIVIDUAL APPEARANCE
Amber Jamison Tied for 22nd in the all-around with a 39.050 (1999)





HISTORY &
RECORDS

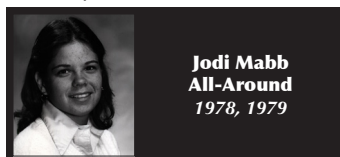


All-Americans



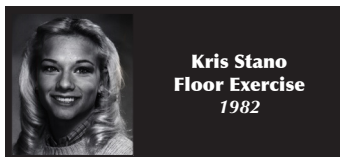
Alicia Johnston All-Around 1978

Alicia Johnston earned All-American honors in the all-around at the 1978 AIAW Nationals, which were held in Seattle, Wash. A freshman, Johnston tied teammate Jodi Mabb for 12th place.



Jodi Mabb All-Around 1978, 1979

Jodi Mabb tied teammate Alicia Johnston for 12th in the all-around at the 1978 AIAW Nationals held in Seattle, Wash. In 1979, she returned to the national championships in State College, Pa., this time with the rest of the Utah State team. Mabb took 14th in the all-around, leading the Aggies to a 10th-place finish. Mabb then retired from gymnastics and transferred to Cal Poly Pomona, but later returned to competition and repeated as an All-American in 1981.



Kris Stano Floor Exercise 1982

Kris Stano placed fourth on the floor exercise at the 1982 AIAW Nationals held in Memphis, Tenn., which is the highest finish ever recorded by an Aggie at the national championships. Stano was 11th in the all-around, missing All-American honors in the all-around by one place.



Madi Ward-Sessions Floor Exercise 2019

Madison Ward-Sessions earned WCGA second-team regular-season All-American honors on floor in 2019, becoming the first gymnast in Utah State history to ever garner All-American accolades during the regular season. She capped her stellar Utah State career by competing at the NCAA Regional Championships, where she placed third on floor with a 9.925 and 13th in the all-around with a 38.425. Her 9.925 on floor ranks first all-time in school history for a regional meet and her third-place finish is the best-ever by an Aggie on the event at the regional championships.

AIAW National Qualifiers 1978

- Alicia Johnston: AA (T-12th)
Jodi Mabb: AA (T-12th)
1979
Jodi Mabb: AA (14th)
1982
Kris Stano: FX (4th), AA (11th)

NCAA National Qualifiers

- 1986
Lena Adomat: AA (29th)
1987
Robin Conklin: AA (41st)
1989
Tana Davis: AA (26th)
1990
Tana Davis: AA (31st)
1991
Michelle Bugbee: AA (40th)
1995
Tricia Yamamoto: AA (36th)
1998
Christy Denson: AA (31st)
1999
Amber Jamison: AA (22nd)

Big West Champions

- 1992
Tonja Ockaskis: Balance Beam
Barb Zahl: Floor Exercise
1994
Jane Warrilow: Uneven Bars
Jannell Del Rosario: Balance Beam
1995
Deanna Palmer: Vault
Shannon Passe: Balance Beam
Tricia Yamamoto: All-Around
1996
Chelsea Nilsen: Floor Exercise
Shannon Passe: Balance Beam
1997
Beth Neilson: Uneven Bars
1998
Christy Denson: Uneven Bars
Krissy Richards: Balance Beam
Emily Swank: Uneven Bars
1999
Christy Denson: All-Around, Beam
Jessenia Abrego: Vault
Amber Jamison: Uneven Bars
2000
Christy Denson: All-Around, Bars
Megan Woolstenhulme: Vault

Western Gymnastics Conference Champions

- 2002
Nicole Kilpatrick: Vault
Katie Rutherford: Uneven Bars
2005
Jackie Fogli: Vault
Liesel Kohler: Floor Exercise

WAC Champions

- 2006
Jessica Parenti-Otte: Vault
2007
Jessica Parenti-Otte: All-Around, Vault, Uneven Bars
2008
Megan Tschida: Floor Exercise

MRGC Champions

- 2016
Bailey McIntire: All-Around
2017
Hayley Sanzotti: Balance Beam
Madison Ward-Sessions: Floor
2018
McKinley Pavicic: Beam
Madison Ward-Sessions: Floor
2019
Madison Ward-Sessions: Floor
2021
Leighton Varnadore: All-Around
2022
Carley Bayles: Beam
Brie Clark: Floor
Maia Fishwick: Bars
Rebecca Wells: All-Around

MRGC

- Gymnast of the Year
Autumn DeHarde 2020

Beam Specialist of the Year

- Sofi Sullivan 2020



Bailey McIntire is a five-time all-Mountain Rim Gymnastics Conference honoree, including twice on beam, once on floor, once on bars and once in the all-around. She tied for first place in the all-around with a career-high score of 39.425 at the 2016 MRGC Championships in Boise, Idaho.

- Autumn DeHarde 2020, 2021

Floor Specialist of the Year

- Madi Ward-Sessions 2017, 2019
Autumn DeHarde 2020
Brie Clark 2022

Freshman of the Year

- Autumn DeHarde 2018
Sofi Sullivan 2020
Brie Clark 2022

Coach of the Year

- Amy Smith 2020

All-High Country Athletic Conference

- Year Gymnast
1986 Lena Adomat
Patty Delaney
1987 Lena Adomat
1990 Stephanie Green

All-Big West Conference

- Year Gymnast (Event)
1992 Kim Johnson (VT, UB)
Tonja Ockaskis (UB, BB)
Heidi Pfannenstiel (FX)
Brenda Scholl (UB)
Barb Zahl (VT, UB, FX, AA)
1993 Stacy Lynn (VT)
Tricia Yamamoto (FX)
1994 Jannell Del Rosario (BB)
Tonja Ockaskis (UB)
Deanna Palmer (FX)
Shannon Passe (BB)
Jane Warrilow (UB)
1995 Deanna Palmer (VT)
Shannon Passe (BB)
Tricia Yamamoto (UB, AA)
1996 Beth Neilson (UB)
Chelsea Nilsen (FX)
Shannon Passe (BB)
Jessica Porter (UB)
1997 Kerry Griggers (BB)
Beth Neilson (UB)
Deanna Palmer (VT)
Krissy Richards (FX)
Lyndsey Gaustad (UB)
Kerry Griggers (BB)
Emily Swank (UB)
Krissy Richards (BB)
Melissa Kilpatrick (AA)
Christy Denson (UB, FX, AA)
1999 Christy Denson (AA, BB, VT)
Jessenia Abrego (VT, UB)
Amber Jamison (AA, UB, VT)
Krissy Richards (BB)
2000 Christy Denson (AA, UB, BB, FX)
Tina Ellis (BB)
Megan Woolstenhulme (VT)
2001 Jessenia Abrego (VT)

- Tina Ellis (AA)
Kristen Fargo (VT, BB)
Allison Rosenthal (FX)

All-Western Gymnastics Conference

- Year Gymnast (Event)
2002 Jessenia Abrego (VT, FX, AA)
Nicole Kilpatrick (VT, AA)
Katie Rutherford (UB)
Kirra Seeley (BB)
2003 Meagan Nelson (AA)
Jessica Parenti-Otte (UB, BB, AA)
Rachel Ropelato (VT)
2004 Ashley Barr (UB, AA)
Grachen Goerlitz (VT, FX)
Liesel Kohler (BB, FX)
Rachael Mandy (VT)
Alex Martin (AA)
Rachel Ropelato (VT, UB)
2005 Ashley Barr (BB)
Jackie Fogli (FX, VT)
Liesel Kohler (FX, BB)
Alex Martin (UB)
Jessica Parenti-Otte (FX, UB)
Megan Tschida (FX)

All-WAC

- Year Gymnast (Event)
2006 Jessica Parenti-Otte (AA, VT, UB)
Alex Martin (UB)
Megan Tschida (FX)
2007 Nicki Felley (AA, UB, FX)
Jessica Parenti-Otte (AA, FX, VT, UB)
Heather Heinrich (VT)
Katie Omann (VT)
Meagan Lewis (AA, UB, FX)
Megan Tschida (FX)
2008 Nicki Felley (AA, BB)
Heather Heinrich (BB)
Jasmine Minion (VT)
Nicole Simoneau (UB)
Megan Tschida (FX)
2009 Nicki Felley (AA)
Nicole Simoneau (UB, BB)
Heather Heinrich (AA)
Rebecca Holliday (UB, BB)
2012 Kaitlyn Betts (VT)
Sarah Landes (FX, AA)
Christina Nye (FX)
2013 Paige Jones (UB)
Sarah Landes (AA)
Michelle Yasukochi (BB)

All-Mountain Rim Gymnastics Conference

- 2014 Paige Jones (UB, FX)
Sarah Landes (FX, AA)
Bailey McIntire (FX)
Michelle Yasukochi (BB)
2015 Sarah Landes (AA)



..... McKinzey Martinez (AA)
..... Miranda Kerr (VT)
2016..... Bailey McIntire (AA, BB, UB)
..... Jillian Chappel (VT)
..... Hayley Sanzotti (BB)
2017..... M. Ward-Sessions (VT, FX)
..... MaKayla Bullitt (VT)
..... Elle Golison (VT)
..... Keri Peel (UB)
..... Hayley Sanzotti (BB)
..... Bailey McIntire (BB)
2018..... M. Ward-Sessions (VT, FX)
..... Emily Briones (BB)
..... Mikaela Meyer (VT)
..... McKinley Pavicic (BB)
2019..... M. Ward Sessions (VT, FX, AA)
..... Autumn DeHarde (FX)
..... Leighton Varnadore (AA)
2020..... Autumn DeHarde (BB, FX)
..... **Sofi Sullivan (BB, AA)**
..... Leighton Varnadore (VT, AA)
2021..... Autumn DeHarde (BB)
..... Mikaela Meyer (VT)
..... Leighton Varnadore (VT, AA)
2022..... Brie Clark (FX)
..... **Carley Bayles (BB)**
..... **Sofi Sullivan (BB)**
..... Rebecca Wells (VT, BB, AA)

Academic All-Americans

Year	Student-Athlete
1991	Cami Bearup
	Haley Houtchens
	Lori Loudner
	Heidi Pfannenstiel
	Barb Zahl
1992	Haley Houtchens
	Kim Johnson
	Lori Loudner
	Stacy Lynn
	Heidi Pfannenstiel
	Barb Zahl
1993	Haley Houtchens
	Lori Loudner
	Stacy Lynn
	Tonja Ockaskis
	Summer Oveson
1994	Haley Houtchens
	Kim Johnson
	Lori Loudner
	Stacy Lynn
	Tonja Ockaskis
	Deanna Palmer
	Emily Swank
1996	Jessica Neenan
	Beth Neilson
	Chelsea Nilsen
	Deanna Palmer
	Emily Swank
	Melisa Torres
1997	Deanna Palmer
	Beth Neilson
	Deanna Palmer
	Kim Richards
	Emily Swank
1998	Kim Richards
	Emily Swank
	Melisa Torres
2000	Stephanie Gordon (Huff)
	Nicole Kilpatrick
	Kristin O'Dell
	Kirra Seeley (Degener)
	Megan Woolstenhulme
	Trina Ewart
2001	Stephanie Gordon (Huff)
	Amanda Jenkins
	Kristin O'Dell
	Kirra Seeley (Deneger)
	Megan Woolstenhulme
2003	Ashley Barr
	Rachael Mandy
	Meagan Lewis
2004	Rachael Mandy
2006	Ashley Barr
	Sarah Johnson
	Liesel Kohler
	Meagan Lewis
	Rachael Mandy
	Jessica Parenti-Otte
2018	Emily Briones

..... Taylor Dittmar
..... Maddie McIntyre
..... Kiera Miller
..... Leighton Varnadore
2019..... Taylor Dittmar
..... Caitlin Gray
..... Mikaela Meyer
..... Maya Perez-Lugones
..... Madi Tueller
..... Leighton Varnadore
..... Logan Varnadore
..... Glory Yoakum
2020..... **Lexi Aragon**
..... Emma Cobabe
..... Taylor Dittmar
..... Morgan Gill
..... **Jessica Gutierrez**
..... Hadley Hamar
..... Tori Loomis
..... Mikaela Meyer
..... **Ariel Toomey**
..... Leighton Varnadore
..... Logan Varnadore
2021..... **Lexi Aragon**
..... Mikelle Ballard
..... **Carley Bayles**
..... Olivia Blakely
..... **Brianna Brooks**
..... Lara Burhans
..... Taylor Dittmar
..... **Maia Fishwick**
..... Morgan Gill
..... **Jessica Gutierrez**
..... Hadley Hamar
..... Tori Loomis
..... Mikaela Meyer
..... **Ariel Toomey**
..... Leighton Varnadore
..... Logan Varnadore

2022..... Molly Arnold
..... Trinity Brown
..... **Lexi Aragon**
..... **Brianna Brooks**
..... **Maia Fishwick**
..... **Dani Kirstine**
..... Kielyn McCright
..... **Ariel Toomey**
..... **Brooke Wilson**

Academic All-Big West

Year	Student-Athlete
1994	Haley Houtchens
	Lori Loudner
	Stacy Lynn
	Jessica Neenan
	Tonya Okaskis
	Summer Oveson
1995	Stacy Lynn
	Summer Oveson
	Deanna Palmer
	Beth Neilsen
1996	Beth Neilsen
	Summer Oveson
	Deanna Palmer
1997	Beth Neilson
	Deanna Palmer
	Kim Richards
	Emily Swank
	Melisa Torres
1998	Trina Ewart
	Emily Swank
	Melisa Torres
1999	Laurie Cannon
	Trina Ewart
	Kim Richards
2000	Stephanie Gordon
	Kristin O'Dell
	Kirra Seeley (Deneger)
	Megan Woolstenhulme
	Trina Ewart
	Laura Swank
2001	Tina Ellis
	Stephanie Gordon (Huff)
	Amanda Jenkins
	Nicole Kilpatrick
	Kristin O'Dell
	Allison Rosenthal
	Kirra Seeley (Deneger)

..... Megan Woolstenhulme

**Academic All-Western
Gymnastics Conference**

Year	Student-Athlete
2002	Stephanie Gordon
	Nicole Kilpatrick
	Allison Rosenthal
	Kirra Seeley
2003	Ashley Barr
	Nalani Chung
	Nicole Kilpatrick
	Liesel Kohler
	Meagan Lewis
	Rachael Mandy
	Jessica Parenti-Otte
	Allison Rosenthal
2004	Courtney Arno
	Ashley Barr
	Gretchen Goerlitz
	Liesel Kohler
	Meagan Lewis
	Alex Martin
	Rachael Mandy
	Jessica Parenti-Otte
	Stacy Stewart
2005	Ashley Barr
	Jaymie Goodsell
	Liesel Kohler
	Meagan Lewis
	Rachael Mandy
	Alex Martin
	Katie Omann
	Jessica Parenti-Otte
	Kelly Patterson
	Ana Rickard-Whitfield
	Megan Tschida

Academic All-WAC

Year	Student-Athlete
2006	Liesel Kohler
	Rachael Mandy
	Alex Martin
	Katie Omann
	Jessica Parenti-Otte
	Ana Rickard-Whitfield
2007	Ashley Barr
	Nicki Felley
	Meagan Lewis
	Rachael Mandy
	Devin Markle
	Alex Martin
	Katie Omann
	Jessica Parenti-Otte
	Ana Rickard-Whitfield
2008	Nicki Felley
	Heather Heinrich
	Katie Omann
	Kelly Patterson
	Megan Tschida
	Ana Rickard-Whitfield
2009	Lyndsie Boone
	Brandie Dickson
	Nicki Felley
	Heather Heinrich
	Haley Hogan
	Erica Huelsmann
2010	Lyndsie Boone
	Rachel Flessner
	Heather Heinrich
	Haley Hogan
	Rebecca Holliday
	Amanda Watamaniuk
2011	Lyndsie Boone
	Haley Hogan
	Rebecca Holliday
	Paige Jones
	Brittney Mackins
	Cammi Muhr
	Christina Nye
	Rachel Vaske
	Amanda Watamaniuk
2012	Haley Hogan
	Rebecca Holliday
	Paige Jones
	Christina Nye
	Samantha Wagner
	Amanda Watamaniuk
2013	Kaitlyn Betts

..... JoAnna Cuba
..... Stefanie Daley
..... Paige Jones
..... Sarah Landes
..... Susie Miller
..... Christina Nye
..... **Hayley Sanzotti**
..... Michelle Yasukochi

Academic All-MRGC

Year	Student-Athlete
2015	Breyanna Auffero
	Kaitlyn Betts
	Makayla Betz
	Miranda Kerr
	Sarah Landes
	McKinzey Martinez
	Bailey McIntire
	Susie Miller
	Stefanie Nelson
	Melanie Oster
	Cidney Robinson
	Hayley Sanzotti
	Michelle Yasukochi
2016	Emily Briones
	Katie Brown
	Jillian Chappel
	Miranda Kerr
	McKinzey Martinez
	Bailey McIntire
	Natalie Rainbolt
	Hayley Sanzotti
	Madison Ward-Sessions
	Michelle Yasukochi
2017	Katie Brown
	Bailey McIntire
	Kiera Miller
	Hayley Sanzotti
	Madison Ward-Sessions
2018	Annie Beck
	Emily Briones
	Autumn DeHarde
	Taylor Dittmar
	Brittany Jeppesen
	Faith Leary
	Maddie McIntyre
	Mikaela Meyer
	Kiera Miller
	McKinley Pavicic
	Leighton Varnadore
	Logan Varnadore
	Madison Ward-Sessions
2019	Emily Briones
	MaKayla Bullitt
	Taylor Dittmar
	Caitlin Gray
	Brittany Jeppesen
	Mikaela Meyer
	Maya Perez-Lugones
	Grace Rojas
	Madi Tueller
	Leighton Varnadore
	Logan Varnadore
	Glory Yoakum
2020	Lexi Aragon
	Emma Cobabe
	Autumn DeHarde
	Taylor Dittmar
	Morgan Gill
	Elle Golison
	Hadley Hamar
	Tori Loomis
	Mikaela Meyer
	Grace Rojas
	Ariel Toomey
	Leighton Varnadore
	Logan Varnadore
2021	Lexi Aragon
	Carley Bayles
	Olivia Blakely
	Brianna Brooks
	Lara Burhans
	Autumn DeHarde
	Taylor Dittmar
	Maia Fishwick
	Anique Grenier
	Jessica Gutierrez
	Hadley Hamar
	Eve Jackson



- Mikaela Meyer
- **Ariel Toomey**
- Leighton Varnadore
- Logan Varnadore
- 2022..... **Lexi Aragon**
- Molly Arnold
- **Carley Bayles**
- **Brianna Brooks**
- Trinity Brown
- Brie Clark
- **Maia Fishwick**
- **Dani Kirstine**
- Kielyn McCright
- **Sofi Sullivan**
- **Ariel Toomey**
- Rebecca Wells
- **Brooke Wilson**

Boldface indicates current gymnasts



Madison Ward-Sessionsn (left) and Emily Briones combined to earn six academic all-Mountain Rim Gymnastics Conference honors, while Briones was named an academic All-American one time during her Utah State career.



Aggie All-Time Team High Scores

Event	Score	Meet/Opponent	Date
Team	197.225	at Texas Woman's	3/1/97
Home	196.725	Towson	2/27/22
Away	197.225	at Texas Woman's	3/1/97
Vault	49.325	at Texas Woman's	3/1/97
Bars	49.425	Utah	2/7/03
Beam	49.575	at BSU/Sac. State/UC Davis	2/21/20
Floor	49.550	Denver	3/15/04

Top 10 All-Time Team Scores

Score	Meet/Opponent	Date
1. 197.225	at Texas Woman's	(3/1/97)
2. 197.025	at MRGC Championships	(3/19/22)
3. 196.825	at NCAA Norman Regional	(3/31/22)
4. 196.800	at Southern Utah	(2/11/22)
196.800	at Boise State/Sacramento State/UC Davis	(2/21/20)
6. 196.775	at Denver/Southern Utah	(3/7/21)
7. 196.725	Towson	(2/27/22)
8. 196.675	North Carolina State	(3/14/03)
9. 196.600	at BYU	(2/26/21)
196.600	BYU	(3/6/20)

Top 10 Home Scores

Score	Meet/Opponent	Date
1. 196.725	Towson	(2/27/22)
2. 196.675	North Carolina State	(3/14/03)
3. 196.600	BYU	(3/6/20)
4. 196.525	Southern Utah	(2/14/20)
5. 196.500	Southern Utah	(3/16/18)
6. 196.425	Southern Utah/Ball State	(2/4/22)
7. 196.350	BYU	(3/13/15)
8. 196.300	Boise State	(2/17/17)
9. 196.250	MRGC Championships	(3/20/21)
10. 196.225	BYU/Towson	(2/25/22)
196.225	Southern Utah	(1/22/21)
196.225	BYU	(3/12/04)

Top 10 Away Scores

Score	Meet/Opponent	Date
1. 197.225	at Texas Woman's	(3/1/97)
2. 197.025	at MRGC Championships	(3/19/22)
3. 196.825	at NCAA Norman Regional	(3/31/22)
4. 196.800	at Southern Utah	(2/11/22)
196.800	at Boise State/Sacramento State/UC Davis	(2/21/20)
6. 196.775	at Denver/Southern Utah	(3/7/21)
7. 196.600	at BYU	(2/26/21)
8. 196.500	at Utah	(3/12/21)
9. 196.450	at BYU	(1/28/22)
10. 196.350	at Arizona/Oklahoma/Stanford	(1/22/22)

Top 10 Vault Scores

Score	Meet/Opponent	Date
1. 49.325	at Texas Woman's	(3/1/97)
2. 49.275	at UC Davis	(1/26/14)
3. 49.250	at Southern Utah	(2/11/22)
4. 49.225	at Denver/Southern Utah	(3/7/21)
49.225	BYU	(3/13/15)
6. 49.175	at Utah	(3/12/21)
49.175	at BYU	(2/26/21)
49.175	at Boise State/Sacramento State/UC Davis	(2/21/20)
49.175	North Carolina State	(3/14/03)
49.175	at Michigan	(3/15/97)

Top 10 Bars Scores

Score	Meet/Opponent	Date
1. 49.425	Utah	(2/7/03)
2. 49.375	at MRGC Championships	(3/19/22)
3. 49.350	San José State	(2/10/12)
4. 49.325	North Carolina State	(3/14/03)
49.325	BYU	(2/21/03)
49.325	at Texas Woman's	(3/1/97)
7. 49.300	at NCAA Norman Regional	(3/31/22)
49.300	Southern Utah	(3/6/99)
9. 49.275	BYU	(3/6/20)
49.275	Southern Utah	(3/10/17)

Top 10 Beam Scores

Score	Meet/Opponent	Date
1. 49.575	at Boise State/Sacramento State/UC Davis	(2/21/20)
2. 49.500	at Arizona/Oklahoma/Stanford	(1/22/22)
3. 49.475	Southern Utah/Ball State	(2/4/22)
49.475	Utah/Boise State	(2/26/99)
5. 49.400	at Denver/Southern Utah	(3/7/21)
6. 49.375	at MRGC Championships	(3/19/22)
7. 49.350	at BYU	(3/16/01)
8. 49.325	at Southern Utah	(2/11/22)
9. 49.275	at BYU	(1/28/22)
49.275	Southern Utah	(1/22/21)
49.275	at BYU	(1/23/15)

Top 10 Floor Scores

Score	Meet/Opponent	Date
1. 49.550	Denver	(3/15/04)
2. 49.500	at Boise State	(2/18/22)
49.500	Ohio State	(2/28/03)
4. 49.475	BYU	(3/12/04)
49.475	Missouri/Boise State	(2/20/04)
6. 49.450	Towson	(2/27/22)
7. 49.400	at Texas Woman's	(3/12/00)
49.400	California	(3/6/04)
9. 49.375	at Southern Utah	(2/11/22)
49.375	Southern Utah	(2/6/04)
49.375	Boise State/Utah	(2/26/99)
49.375	at Texas Woman's	(3/1/97)





Aggie All-Time Individual High Scores

Table with columns: Event, Score, Gymnast, Date. Rows include All-Around, Vault, Bars, Beam, and Floor with corresponding scores and gymnast names.

Top 20 Individual All-Around Scores

Table with columns: Score, Name, Meet/Opponent (Date). Lists top 20 all-around scores and gymnasts.

Top 20 Individual Vault Scores

Table with columns: Score, Name, Meet/Opponent (Date). Lists top 20 vault scores and gymnasts.

Top 20 Individual Bars Scores

Table with columns: Score, Name, Meet/Opponent (Date). Lists top 20 bars scores and gymnasts.

Top 20 Individual Beam Scores

Table with columns: Score, Name, Meet/Opponent (Date). Lists top 20 beam scores and gymnasts.

Top 20 Individual Floor Scores

Table with columns: Score, Name, Meet/Opponent (Date). Lists top 20 floor scores and gymnasts.

Boldface indicates current gymnasts



Individual Vault Averages

(Gymnast must have competed in at least half the season's competitions)

Rank	Individual	Average	Year
1.	Deanna Palmer	9.842	1997
2.	Mikaela Meyer	9.838	2021
3.	Gretchen Goerlitz	9.827	2004
4.	Nicole Kilpatrick	9.823	2003
5.	Trinity Brown	9.819	2022
6.	Rebecca Wells	9.817	2022
7.	Leighton Varnadore	9.809	2021
	Leighton Varnadore	9.809	2020
9.	Madison Ward-Sessions	9.808	2018
10.	McKinzey Martinez	9.802	2015
11.	Autumn DeHarde	9.800	2021
12.	Rebecca Wells	9.798	2021
13.	Meagan Lewis	9.796	2003
14.	Paige Jones	9.793	2014
	Miranda Kerr	9.793	2014
16.	Sarah Landes	9.792	2013
17.	Paige Jones	9.790	2013
18.	Jessica Parenti-Otte	9.788	2007
19.	Leighton Varnadore	9.784	2019
	Heather Heinrich	9.784	2010

Individual Bars Averages

(Gymnast must have competed in at least half the season's competitions)

Rank	Individual	Average	Year
1.	Brianna Brooks	9.860	2022
2.	Christy Denson	9.856	1999
3.	Nicole Simoneau	9.822	2008
4.	Grace Rojas	9.809	2021
5.	Grace Rojas	9.800	2020
	Nicole Simoneau	9.800	2009
7.	Meagan Lewis	9.798	2003
8.	Madison Ward-Sessions	9.792	2019
9.	Keri Peel	9.790	2017
10.	Beth Neilson	9.786	1997
11.	Kristen Bloom	9.779	2000
12.	Sarah Landes	9.777	2013
13.	Brittany Jeppesen	9.775	2017
	Bailey McIntire	9.775	2016
15.	Rebecca Wells	9.773	2022
16.	Paige Jones	9.768	2014
17.	Nicole Simoneau	9.767	2011
18.	Madison Ward-Sessions	9.764	2017
19.	Jessica Porter	9.759	1997
20.	Jessica Porter	9.754	2000

Individual Beam Averages

(Gymnast must have competed in at least half the season's competitions)

Rank	Individual	Average	Year
1.	Autumn DeHarde	9.889	2020
2.	Autumn DeHarde	9.883	2021
	Sofi Sullivan	9.883	2020
4.	Sofi Sullivan	9.846	2022
5.	Autumn DeHarde	9.827	2019
	Autumn DeHarde	9.827	2018
7.	Brianna Brooks	9.825	2022
8.	Jessica Parenti-Otte	9.815	2005
9.	Liesel Kohler	9.802	2004
10.	Emily Briones	9.800	2018
11.	Hayley Sanzotti	9.795	2016
12.	Kim Richards	9.794	1997
13.	Leighton Varnadore	9.780	2021
14.	Liesel Kohler	9.779	2005
15.	Carley Bayles	9.775	2020
	Meagan Lewis	9.775	2003
17.	Rebecca Wells	9.773	2022
18.	Christy Denson	9.773	1999
19.	Brie Clark	9.771	2022
20.	Elle Golison	9.770	2017

Individual Floor Averages

(Gymnast must have competed in at least half the season's competitions)

Rank	Individual	Average	Year
1.	Madison Ward-Sessions	9.906	2019
2.	Autumn DeHarde	9.883	2020
3.	Liesel Kohler	9.877	2004
4.	Madison Ward-Sessions	9.871	2017
5.	Autumn DeHarde	9.864	2021
6.	Gretchen Goerlitz	9.862	2004
7.	Bailey McIntire	9.848	2014
8.	Madison Ward-Sessions	9.846	2018
9.	Autumn DeHarde	9.844	2019
	Faith Leary	9.844	2018
11.	Leighton Varnadore	9.839	2020
	Liesel Kohler	9.839	2003
13.	Bailey McIntire	9.838	2015
14.	Rebecca Wells	9.836	2021
15.	Trinity Brown	9.831	2022
	Megan Tschida	9.831	2005
17.	Meagan Lewis	9.830	2003
18.	Autumn DeHarde	9.829	2018
19.	Jessica Parenti-Otte	9.821	2005
20.	Amari Evans	9.814	2022

Boldface indicates current gymnasts

Team Season Event Averages

Vault		Bars		Beam		Floor	
Score	Year	Score	Year	Score	Year	Score	Year
1. 49.005	2021	1. 49.100	2003	1. 49.104	2022	1. 49.225	2003
2. 48.938	2015	2. 48.969	2022	2. 49.039	2020	2. 49.187	2022
3. 48.927	2022	3. 48.906	2017	3. 49.032	2021	3. 49.108	2004
4. 48.904	2014	4. 48.885	2019	4. 48.931	2018	4. 49.050	2018
5. 48.875	2020	5. 48.877	2021	5. 48.869	1999	5. 49.036	2021
6. 48.835	2018	6. 48.833	2016	6. 48.840	2003	6. 49.035	2019
7. 48.815	2003	7. 48.791	2000	7. 48.725	2004	7. 48.992	2020
8. 48.811	2007	8. 48.756	2020	8. 48.708	2016	8. 48.988	1999
9. 48.785	2017	48.756	1999	9. 48.675	2019	9. 48.917	2017
10. 48.756	1997	10. 48.729	2012	10. 48.671	2015	10. 48.909	2015

UTAH STATE



A
 Abrego, Jessenia (1999, 2001-02)
 Adomat, Lena (1985-88)
 Anderson, Sarah (1995)
 Arno, Courtney (2004)
 Arnold, Molly (2022)
 Aufiero, Breyanna (2012, 14-15)

B
 Bammert, Chris (1985, 87-89)
 Barr, Ashley (2003-05, 07)
 Bayer, Kathy (1981)
Bayles, Carley (2020-22)
 Beavers, Leslie (1978)
 Beck, Annie (2018-20)
 Beck, Karen (1985, 87-89)
 Belliston, Charly (2014-15)
 Betts, Kaitlyn (2012-15)
 Betz, Makayla (2014)
 Bloom, Kristen (2000-01)
 Boone, Lyndsie (2008-11)
 Briones, Emily (2016-19)
Brooks, Brianna (2021-22)
 Brown, Katie (2014, 16-17)
 Brown, Trinity (2022)
 Buchal, CariLu (1982-85)
 Bugbee, Michele (1990-92)
 Bullitt, MaKayla (2017-19)

C
 Campbell, Vicki (1980)
 Cannon, Laurie (1996-99)
 Cannon, Natalie (1988-91)
 Card, Cami (1989-91)
 Card, Cari (1983, 85-86)
 Carr, Brenda (1983-86)
 Chappel, Jillian (2015-16)
 Chung, Nalani (2002-03)
 Clark, Brie (2022)
 Colson, Sarah (2002-03)
 Conklin, Robin (1984-87)
 Crawford, Jennifer (1994-97)
 Cuba, JoAnna (2013-16)

D
 Daley, Stefanie (2013-15)
 Davis, Tana (1987-90)
 DeAragon, Chris (1986)
 DeHarde, Autumn (2018-21)
 Del Rosario, Janelle (1994-95)
 Delaney, Patty (1986-89)
 Denson, Christy (1997-2000)
 Dickson, Brandie (2009-10)
 Dilley, Susan (1985-88)
 Dillon, Jackie (2008-11)
 Dittmar, Taylor (2018-21)
 Dunkley, Rebecca (1993)

E
 Eastlund, Karen (1982)
 Edson, Melissa (1989-90)
 Ellis, Kerry (1981)
 Ellis, Tina (2000-01)

Estrella, Jazmyn (2017-18)
Evans, Amari (2022)
 Ezell, Destiny (2013-16)
 Ewart, Trina (1997-2000)

F
 Fargo, Kristen (2000-01)
 Felley, Nicki (2006-09)
 Ferguson, Kathleen (1980)
Fishwick, Maia (2020-22)
 Flessner, Rachel (2010)
 Fogli, Jackie (2005-06)

G
 Gaustad, Lyndsey (1998)
 Godi, Michelle (1989-91)
 Goerlitz, Gretchen (2004)
 Golison, Elle (2017-20)
 Gordon, Stephanie (1999-02)
 Graff, Melanie (1990)
 Granere, Heidi (1995)
 Gray, Sarah (1997)
 Green, Stephanie (1988-91)
 Griggers, Kerry (1997-99)
Gutierrez, Jessica (2020-22)

H
 Hamar, Hadley (2020)
 Heinrich, Heather (2007-10)
 Hellegas, Tami (1981-84)
 Hogan, Haley (2009-12)
 Holliday, Rebecca (2009-12)
 Hone, Miranda (2016-17)
 Houston, Mika Love (2001-02)
 Houtchens, Haley (1991-94)
 Huelsmann, Erica (2009)

J
 Jackson, Eve (2021-22)
 Jamison, Amber (1996-99)
 Jaramillo, Lorie (1981-82, 84)
 Jenkins, Amanda (2001)
 Jeppesen, Brittany (2017-18, 20)
 Johnson, Kim (1990-92)
 Johnson, Sarah (2006)
 Johnston, Alicia (1978-79)
 Jones, Paige (2011-14)

K
 Keelen, Diane (1978)
 Kerr, Miranda (2014-15)
 Kilpatrick, Melissa (1998)
 Kilpatrick, Nicole (2000-03)
 Kohler, Liesel (2003-06)
 Kreikemeier, Lori (1979-82)
 Kueng, Julie (1981-84)

L
 Landes, Sarah (2012-15)
 Leary, Faith (2018-19)
 Lewis, Meagan (2003, 05-07)
 Lombardo, Pauline (1983)
 Loomis, Tori (2020)

Loudner, Lori (1991-94)
 Love, Heidi (1992-95)
 Lowes, Marla (1997-2000)
 Lynch, Wanita (1980-82)
 Lynn, Stacy (1992-95)

M
 Mabb, Jodi (1978-80)
 Mackins, Brittney (2011)
 Maguire, Erin (2000)
 Mandy, Rachael (2004-07)
 Markle, Devin (2007-08)
 Marquardt, Chelsea (2008, 10-11)
 Martin, Alex (2004-07)
 Martin, Tracy (1978-80, 82)
 Martinez, McKinzey (2013-16)
 Mattioli, Kyla (2001-03)
 Mayfield, Casey (1997)
 McCright, Kielyn (2022)
 McIntire, Bailey (2014-17)
 Meyer, Mikaela (2018, 20-21)
 Miller, Susie (2012-15)
 Minion, Jasmine (2008)
 Montagriff, Kim (1979, 81)
 Montoya, Amelia (2010-13)
 Muhr, Cammi (2011)

N
 Neenan, Jessica (1993-96)
 Neilson, Beth (1994-97)
 Nilsen, Chelsea (1993-96)
 Nulph, Kira (2001)
 Nye, Christina (2011-14)

O
 Ockaskis, Tonja (1992-94)
 O'Dell, Kristin (1998, 2000-01)
 Omann, Katie (2005-08)
 Oster, Melanie (2015-17)
 Oveson, Summer (1993-96)

P
 Page, Janalee (1986-87)
 Palmer, Deanna (1994-97)
 Palmer, Jill (1984-86)
 Parenti-Otte, Jessica (2003, 05-07)
 Passe, Shannon (1994-97)
 Patterson, Kelly (2006-08)
 Pavicic, McKinley (2018)
 Peel, Keri (2015-17)
 Penman, Brittnee (2001)
 Peterson, Debbie (1978-81)
 Pfannenstiel, Heidi (1989-92)
 Pohl, Michelle (1983-86)
 Porter, Jessica (1996-97, 99-2000)
 Price, Brittany (2006)

R
 Rainbolt, Natalie (2016)
 Rands, Jessica (2002-04)
 Richards, Kimberly (1996-99)
 Richards, Krissy (1996-99)
 Rickard-Whitfield, Ana (2006-08)

Robinson, Sidney (2015)
Rojas, Grace (2019-21)
 Ropelato, Rachel (2002-04)
 Rosenthal, Allison (2001-03)
 Rubino, Diane (1983)
 Rutherford, Katie (2002-04)
 Ryan, Julie (1986-88, 91)

S
 Sanzotti, Hayley (2013, 15-17)
 Scharman, Kimberly (2000-02)
 Schilla, Katy (2007)
 Scholl, Brenda (1989-92)
 Seeley, Kirra (1999-02)
 Shaw, Wendy (1980)
 Simoneau, Nicole (2008-09, 11)
 Snyder, Jill (1987-88)
 Stano, Kris (1982-83)
 Stewart, Stacy (2004)
Sullivan, Sofi (2020, 22)
 Swank, Emily (1995-98)
 Swank, Laura (2000)

T
 Thomas, Michelle (1978-80, 82)
Toomey, Ariel (2020-21)
 Torres, Melisa (1995-98)
 Tschida, Megan (2005-08)
 Tueller, Madi (2019)

V
 Varnadore, Leighton (2018-21)
 Varnadore, Logan (2018-19, 21)
 Vaske, Rachel (2011)
 Vendetti, Anne-Marie (1995-96)

W
 Ward-Sessions, Madison (2016-19)
 Wagner, Jennifer (1978)
 Wagner, Samantha (2012)
 Warrilow, Jane (1993-94)
 Watamaniuk, Amanda (2010-13)
 Wathen, Kelcy (2000-01)
 Wells, Rebecca (2020-22)
 West, Karen (1978-79)
 Woolstenhulme, Megan (1999-01)
 Wyles, Kristen (1989)

Y
 Yamamoto, Tricia (1992-95)
 Yasukochi, Michelle (2013-16)
 Young, Julie (1984-86)
 Young, Ashley (2003-04)

Z
 Zahl, Barb (1988, 90-92)

Boldface indicates current gymnasts




TAYLOR DITTMAR



SARAH LANDES



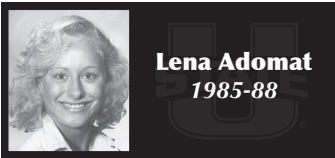
MCKINZEY MARTINEZ



AMANDA WATAMANIUK

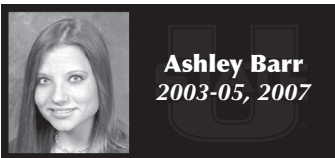


The Wall of Fame was dedicated in 1985 to honor past gymnasts for their accomplishments in the gym, in the classroom and for their overall contributions to the program. A Utah State gymnast must do one of four things for Wall of Fame consideration: graduate from USU after competing for four years; qualify for the NCAA championships as an individual; earn All-American status; or represent the gymnast's home nation in international competition. The coaching staff nominates gymnasts and a committee subsequently votes on those nominees.



Lena Adomat
1985-88

Lena Adomat placed 29th in the all-around as an at-large qualifier for the 1986 NCAA Championships. She was all-HCAC in 1986 and 1987. In 1986, Adomat set an Aggie vault record of 9.650. While at USU, she won the Swedish National Championships in 1985 and 1986, and competed in the 1986 World Championships. Prior to attending USU, Adomat was a member of Sweden's Olympic teams in 1980 and 1984.



Ashley Barr
2003-05, 2007

Ashley Barr was a two-time all-conference selection (2004, 2005), as well as a four-time academic all-conference selection and an academic All-American in 2003 and 2006.



Lyndsie Boone
2008-11

Lyndsie Boone qualified for the NCAA Regional Championships as an individual all four seasons as an Aggie. She was also a three-time academic all-WAC honoree.




Michelle Bugbee
1990-92

Michelle Bugbee set a school record with a 38.19 National Qualifying Score. She finished 40th in the all-around at the 1991 NCAA National Championships with a 37.300.




Lyndsie Boone



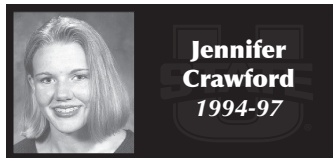
Natalie Cannon
1998-91

Natalie Cannon was ranked among USU's top 25 individual performers on beam (9.650) and floor (9.800).



Robin Conklin
1984-87

Robin Conklin placed 41st at the 1987 NCAA Championships as an at-large qualifier. She tied the USU bars record with a 9.700 in 1986.




Jennifer Crawford
1994-97

Jennifer Crawford was the first Aggie gymnast to score 9.900 or better and is tied for eighth on the USU vault performer list with a 9.900 mark. Her season average of 9.729 on vault was the third-best mark for the Aggies at the time.




Tana Davis
1987-90

Tana Davis held 16 Aggie records at one time. She was an at-large competitor in the 1989 and 1990 NCAA Championships, taking 26th and 31st, respectively. In 1989, she set USU records on the beam and in the all-around. As a senior, she broke the beam and all-around marks and tied the bars and floor records.



Tana Davis



Patty Delaney
1986-89

Patty Delaney was the first alternate for the 1986 NCAA Championships. She was a two-time all-HCAC performer and a four-time academic all-HCAC honoree. Delaney set a school record on the vault with a 9.700 in 1989.




Jackie Dillon
2008-11

Jackie Dillon was a three-time NCAA Regional Championships qualifier. She averaged 9.732 on vault in 2008 and 9.713 on bars in 2009.



Christy Denson
1997-2000

Christy Denson is the current Utah State record holder in the all-around with a 39.550. She is also tied for first on floor (9.975) and bars (9.975). Denson was a 10-time all-Big West performer, including two conference all-around titles (1999, 2000), two bars titles (1998, 2000) and one beam title (1999). In 1998, she became the ninth gymnast in Aggie history to qualify for the NCAA Championships as an at-large competitor, placing 31st. Denson was also named Big West Gymnast of the Year in her junior and senior campaigns, as well as being voted Utah State's Female Athlete of the Year in 1998, 1999 and 2000. She was inducted into the USU Athletics Hall of Fame in 2017.



Jackie Dillon



Stephanie Green
1988-91

Stephanie Green set the school record on bars as a freshman in 1988 with a 9.750. In 1990, she posted a 9.800 on bars, tying the school record. She earned all-HCAC honors in 1990 and was a three-time academic all-HCAC honoree.



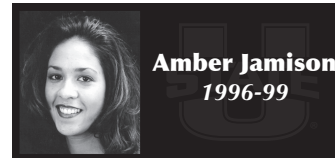
Heather Heinrich
2007-10

Heather Heinrich was a two-time NCAA Regional qualifier and three-time all-WAC honoree, including two-time first-team selection. She was also a three-time academic all-WAC honoree.




Haley Houtchens
1991-94

Haley Houtchens was a four-time academic All-America honoree. She is tied for marks that at the time were ninth-best score in school history on the bars (9.800) and 14th on the floor (9.825).



Amber Jamison
1996-99

Amber Jamison qualified for the 1999 NCAA Championships as the No. 4 individual all-arounder. She set a USU NCAA Championships record in the all-around with a 39.050, tying her for 22nd in the nation. She is tied for first in school history on bars with a 9.975.



Heather Heinrich



Alicia Johnston
1978-79

Alicia Johnston earned AIAW All-American status as a freshman in 1978, when she tied for 12th in the all-around. She set Utah State records for the bars, beam, floor and all-around.



Liesel Kohler
2003-06

Liesel Kohler earned all-Western Gymnastics Conference honors on the beam and floor exercise in 2005. She was a WGC floor exercise champion in 2005 and currently ranks second in school history with a single-season floor average of 9.877. She also ranks fourth with a single-season average of 9.802 on the beam. Kohler was an academic All-American in 2006 and was a four-time academic all-conference honoree.



Lori Kreikemeier
1979-82

Lori Kreikemeier is the only Aggie gymnast to have qualified for four national championships as she competed at the AIAWs from 1979-82.



Meagan Lewis
2003, 2005-07

Meagan Lewis was a two-time all-conference honoree. She currently ranks fourth with a single-season bars average of 9.798 set in 2003. Lewis also received academic all-conference accolades all four years and was a two-time academic All-American (2003, 2006).



Meagan Lewis




Lori Loudner
1991-94

Lori Loudner was a four-time academic All-American. In 1994, she set an Aggie record of 9.850 on beam.



Wanita Lynch
1980-82

Wanita Lynch won back-to-back Australian National Championships in the all-around while at Utah State. She represented Australia in the 1976 Olympics in Montreal. Lynch was the United States Junior College all-around champion for Odessa (Texas) JC in 1979 and a five-time JUCO All-American. She set Utah State records on the bars, beam, floor and all-around in 1981. In 1982, she broke each of those marks and set a vault record.




Stacy Lynn
1992-95

Stacy Lynn was a four-time academic All-American and was all-Big West on the vault in 1993. Twice she earned academic all-Big West honors.



Jodi Mabb
1978-80

Jodi Mabb earned AIAW All-American status as a freshman in 1978, when she tied for 12th in the all-around and again in 1979, when she placed 14th. She set a Utah State record for the vault and was a three-time Region VII champion on that event.



Jodi Mabb



Alex Martin
2004-07

Alex Martin was a three-time all-conference honoree and a four-time academic all-conference selection. She is tied for ninth all-time in school history with a 9.925 on bars. Her 2004 bars average of 9.746 ranks 18th all-time.



Beth Neilson
1994-97

Beth Neilson was ranked among the top 25 in the nation on bars in 1997, averaging a school-record 9.786. The final two years of her career she was all-Big West on the bars, tying for the title in 1997. She scored a 9.900 four times on bars and was a three-time academic All-American honoree.




Chelsea Nilsen
1993-96

Chelsea Nilsen earned all-Big West honors when she tied for first on the floor in 1996, and in 1993 when she tied for third. She was also named academic All-American. She set the USU floor season average record with a 9.745 in 1996 and also the top floor score of all-time with 9.925.



Summer Overson
1993-96

Summer Overson earned academic All-American honors in 1993 and received academic all-Big West honors three consecutive years. She tied the school record on floor with a 9.850 in 1995 and again in 1996.




Alex Martin



Janalee Page
1986-87

Janalee Page was the first native Logan gymnast to compete for the Aggies. She earned academic all-HCAC honors in 1987.




Deanna Palmer
1994-97

Deanna Palmer was the first Aggie to score a 9.900 on vault. She is tied for first all-time in USU history with a 9.950 on vault. She earned all-Big West honors four times, three on vault and one on floor, and was second at the 1996 NCAA Regionals on vault. She was a three-time academic All-America honoree.



Jessica Parenti-Otte
2003, 2005-07

Jessica Parenti-Otte was a three-time all-conference honoree, earning all-WGC honors in 2005 and all-WAC honors in 2006 and 2007. Parenti-Otte is one of the best vaulters in school history as she holds a share of the USU school record for high score with a 9.950. In 2006, Parenti-Otte was the WAC champion on vault (9.875). She had the highest all-around score in the WAC in 2007 (39.350), and had three of the top seven highest scores in the conference. She was a four-time academic all-conference honoree, as well as receiving academic All-American accolades in 2006.




Deanna Palmer





Shannon Passe
1994-97

Shannon Passe set a then-USU school record in the all-around in 1997, scoring a 39.325 at Texas Woman's. She was a three-time all-Big West performer on beam, winning individual titles in 1995 and 1996.



Debbie Peterson
1978-81

Debbie Peterson qualified for three AIAW National Championships as an at-large competitor.




Heidi Pfannenstiel
1989-92

Heidi Pfannenstiel tied the Utah State vault record as a freshman in 1989 with a 9.700 and again tied the mark with 9.800 in 1992. She earned all-Big West honors on the floor in 1992. She was an academic All-American in 1991 and 1992.



Michelle Pohl
1983-86

Michelle Pohl qualified for the 1983 NCAA National Championships. She set a school record on the floor exercise (9.650) that season, as well as season average records on beam, floor and in the all-around. The following season, she broke her floor mark and tied the school bars record with 9.700s on each event. In 1986, Pohl again broke the Aggie floor record with a 9.700.



Michelle Pohl



Jessica Porter
1996-97, '99-2000

Jessica Porter earned all-Big West honors in 1996, placing second on bars at the conference meet. She recorded what was then the 14th-best all-around score in school history (39.200) and owns two of USU's top 20 all-time bar season averages.



Kim Richards
1996-99

Kim Richards currently ranks seventh with an individual season average of 9.794 on beam, which she set in 1997. She is also tied for sixth with a single-meet score of 9.925 on beam. Richards was an academic all-American in 1997 and 1998, and was selected an academic all-Big West selection in 1997 and 1999.




Krissy Richards
1996-99

Krissy Richards is tied for second all-time in school history on beam with a 9.950. She was the 1998 Big West beam champ (9.900) and also earned all-Big West honors on beam in 1999.



Rachel Ropelato
2002-04

Rachel Ropelato is ranked 20th with a vault season average of 9.769. She also ranks 20th with a bars season average of 9.739. Ropelato is currently tied for eighth in school history on vault with a 9.900 set during the 2003 campaign and tied for ninth on bars with a 9.925, which she set in 2004. She earned all-WGC honors on vault in 2003, and on both vault and bars in 2004.



Rachel Ropelato



Julie Ryan
1986-88, 1991

Julie Ryan was the first Aggie gymnast to break the 38 mark in the all-around, setting a school record with a 38.05 and tying the floor mark. She was the 1988 HCAC floor exercise champion. In 1991, Ryan set school records on beam (9.800) and floor (9.850).



Brenda Scholl
1989-92

Brenda Scholl tied the school vault record as a freshman in 1989 with a 9.700. She set the bars record in 1991 with a 9.850. In 1992, Scholl earned all-Big West honors on the beam.




Jill Snyder
1987-88

Jill Snyder transferred to Utah State from Northern Illinois, where she was the 1985 Mid-American Conference bars champion.

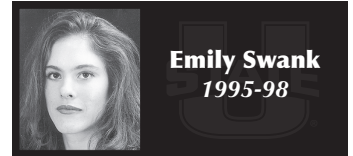


Kris Stano
1982-83

Kris Stano was the third Utah State gymnast to earn All-American status, finishing fourth on the floor exercise at the 1982 AIAW National Championships. One of just two gymnasts inducted into the Utah State Athletics Hall of Fame.




Kris Stano



Emily Swank
1995-98

Emily Swank was a four-year letterwinner and a four-time NACGC/W Academic All-American. She won the Big West Conference title on the bars and was the valedictorian of the College of Science in 1998.




Tricia Yamamoto
1992-95

Tricia Yamamoto became the first USU gymnast to break the 39.000 mark in the all-around in 1995. As a senior, she qualified for the NCAA Championships as the No. 6 individual all-arounder. She finished 36th with a 38.350. In 1993, she earned all-Big West honors on the floor, and in 1995 was the Big West all-around champion, earning all-Big West honors on both bars and floor.



Barb Zahl
1988, 1990-92

Barb Zahl was a four-time all-HCAC honoree and finished 34th at the 1990 NCAA Championships. She tied the school bars (9.800) and floor exercise (9.800) records in 1990. Two years later she again tied the floor mark with a 9.850. Three times Zahl earned academic all-HCAC honors and twice she was named academic All-American. In 1992, Zahl earned all-Big West honors on vault, bars, floor and in the all-around, finishing first on floor. She was a finalist for the 1992 NCAA Woman of the Year award.



Ray Corn
1978-2008

Ray Corn was head coach of the USU Gymnastics program for 31 years, transitioning the program from club level to NCAA status. Corn posted a 448-448-2 overall record, making 26 postseason appearances in his 31 years. He coached three All-Americans, three Olympians and nine NCAA national qualifiers. Corn led the Aggies to four Big West Conference titles, along with the 2005 Western Gymnastics Conference championship. Under Corn's leadership, 32 USU gymnasts earned academic All-American honors 50 times from 1991-2008. A total of 92 gymnasts earned academic all-conference honors under Corn's guidance.



ALL-TIME

RESULTS

RESULTS

ALL-TIME RESULTS



Ray Corn
1977-2008

The first head coach in Utah State gymnastics history, Ray Corn guided the Aggies to 26 postseason appearances, including four consecutive trips to the AIAW National Championships and one visit to the NCAA National Championships. Utah State garnered five conference titles and went 448-448-2 overall, including a 134-120-1 mark in dual meets under his watch. He coached three All-Americans and three Olympians.

1978

(Overall Record: 36-6; Dual Meet Record: 3-1)

Date	Meet	W/L/T	USU	Opponent
1/9	at Rocky Mountain Open (1st)			
	vs. Nebraska	W	131.650	130.050
	vs. Northern Colo.	W		124.800
	vs. New Mexico	W		122.800
	vs. Denver	W		121.550
	@ Air Force	W		116.650
	vs. Colorado State	W		115.650
	vs. E. Montana	W		102.300
	vs. Southern Colo.	W		99.600
1/13	Southern Illinois	W	135.950	129.750
1/21	Weber State	W	140.700	109.200
1/27	vs. Arizona	W	135.450	134.000
	@ BYU	W		109.150
1/28	Arizona State	W	139.900	139.250
	BYU	W		111.050
2/3	@ Utah	L	141.000	144.000
	vs. Colorado	W		138.650
2/4	Northern Colo.	W	142.000	126.100
	Colorado State	W		122.650
	Utah	W		106.450
2/10	@ New Mexico	W	134.450	130.550
	vs. BYU	W		119.800
2/11	@ UTEP	W	134.500	123.100
	vs. BYU	W		122.000
2/17	@ Denver	W	131.900	128.800
2/18	at Falcon Invitational (1st)			
	vs. Northern Colo.	W	134.250	130.700
	vs. Colorado State	W		119.350
	@ Air Force	W		116.250
	vs. Weber State	W		106.650
2/23	@ UCLA	L	134.400	140.000
	at UCLA Invitational (3rd)			
	vs. USC	L	136.200	143.050
	@ UCLA	L		138.400
	vs. Arizona	W		135.900
	vs. Northern Colo.	W		130.450
3/10	at AIAW Regionals (3rd)			
	vs. Arizona State	L	134.700	138.500
	vs. Utah	L		138.050
	vs. Arizona	W		130.250
	vs. Northern Colo.	W		130.200
	@ New Mexico	W		129.900
	vs. UTEP	W		124.100
	vs. Colorado State	W		121.850
	vs. Colorado	W		119.400
3/28	Michigan State	W	141.950	141.850

1979

(35-18 Overall; Dual Meet Record: 4-0)

Date	Meet	W/L/T	USU	Opponent
12/8	at Rocky Mountain Open (4th)			
	vs. No. Colorado (A)	L	126.000	128.150
	vs. Ohio State	L		127.900
	vs. Arizona State	L		126.650
	vs. Denver	W		124.950
	vs. Nebraska	W		123.600
	vs. Colorado State	W		122.300
	vs. Colorado	W		118.800
	@ Air Force	W		110.700
	vs. No. Colorado (B)	W		106.750
1/12	Utah	W	136.150	129.500
	BYU	W		127.050
1/19	UTEP	W	133.400	110.350
1/26	vs. Utah	W	133.650	129.300
	@ Arizona	W		127.950
1/27	at ASU Invitational (3rd)			
	vs. Oregon State	L	131.700	134.350
	vs. Utah	L		132.100
	@ Arizona State	W		131.550
2/2	@ Colorado	W	131.700	129.800

	vs. Northern Colo.	W		124.950
2/3	at CSU Invitational (1st)			
	vs. BYU	W	125.350	125.000
	vs. Denver	W		123.700
	@ Colorado State	W		119.600
2/9	UCLA	W	134.950	128.950
2/17	USC	W	135.500	134.600
2/23	at UCLA Invitational (3rd)			
	vs. CS Fullerton	L	133.700	140.150
	vs. USC	L		134.050
	@ UCLA	W		130.850
	vs. Arizona State	W		130.000
	vs. Arizona	W		129.900
	vs. Long Beach St.	W		128.200
	vs. San Diego State	W		127.300
2/24	@ San Diego State	W	130.850	128.350
3/17	AIAW Regionals (3rd)			
	Utah	L	133.300	136.050
	Arizona State	L		133.400
	Colorado	W		132.650
	Arizona	W		132.500
	Northern Colorado	W		131.750
	BYU	W		129.950
3/30	at AIAW Nationals (10th)			
	vs. CS Fullerton	L	133.700	143.800
	@ Penn State	L		143.700
	vs. Clarion	L		141.750
	vs. Utah	L		138.100
	vs. SW Missouri	L		137.700
	vs. USC	L		135.250
	vs. Oregon State	L		134.550
	vs. Louisville	L		133.900
	vs. Pittsburgh	L		133.850
	vs. LSU	W		131.950
	vs. Nebraska	W		131.950
	vs. Georgia	W		131.600
	vs. UCLA	W		130.950
	vs. Eastern Kentucky	W		130.450
	vs. Kent State	W		129.800

1980

(Overall Record: 23-29; Dual Meet Record: 1-1)

Date	Meet	W/L/T	USU	Opponent
1/11	Nebraska	L	129.100	131.200
	Boise State	W		121.700
1/25	BYU	L	129.350	137.150
	Northern Colorado	L		132.650
1/26	@ BYU	L	135.250	140.100
	vs. Colorado State	W		128.800
	vs. Colorado	W		126.500
2/1	vs. Utah	L	133.100	140.800
	@ New Mexico	W		132.650
2/2	vs. Utah	L	134.150	139.900
	@ UTEP	W		119.450
2/9	Wolfe's American Cup (5th)			
	Utah	L	136.550	144.500
	Arizona State	L		139.950
	LSU	L		138.150
	BYU	L		137.550
	Stanford	W		134.150

1981

(Overall Record: 21-21; Dual Meet Record: 4-3)

Date	Meet	W/L/T	USU	Opponent
1/7	Boise State	W	139.050	132.400
1/12	BYU	W	139.550	136.550
1/31	UTEP	W	137.400	120.450
2/5	Illinois	W	137.850	131.200
2/9	Wolfe's American Cup (2nd)			
	Utah	L	140.300	150.200
	BYU	W		140.150
	Washington	W		139.000
	Jacksonville State	W		136.550
	Northern Colorado	W		134.500
	Montana State	W		123.600
2/13	@ Penn State	L	132.800	146.200
2/15	@ LSU	L	138.600	142.670
2/21	at Denver Invitational (2nd)			
	@ Denver	L	138.200	138.450
	vs. BYU	W		138.100
	vs. Northern Colo.	W		135.200



The 1979 team was the first to earn a national championship berth. Jodi Mabb finished 14th in the all-around, helping the Aggies to a 10th-place finish at the AIAW National Championships with a score of 133.700.



The 1982 team posted the highest national finish in Utah State history as the Aggies took ninth at the AIAW National Championships with a score of 137.450. Kris Stano earned All-American honors as she placed fourth on floor, the highest finish ever by an Aggie at the national championships. She was 11th in the all-around, narrowly missing a second All-American honor by one place.

Table with 5 columns: Date, Meet, W/L/T, USU, Opponent. Rows include matches from 1982 to 1983.

Table with 5 columns: Date, Meet, W/L/T, USU, Opponent. Rows include matches from 1983 to 1984.

Table with 5 columns: Date, Meet, W/L/T, USU, Opponent. Rows include matches from 1983 to 1984.

Table with 5 columns: Date, Meet, W/L/T, USU, Opponent. Rows include matches from 1982 to 1984.

Table with 5 columns: Date, Meet, W/L/T, USU, Opponent. Rows include matches from 1984 to 1985.

Table with 5 columns: Date, Meet, W/L/T, USU, Opponent. Rows include matches from 1985 to 1986.

Table with 5 columns: Date, Meet, W/L/T, USU, Opponent. Rows include matches from 1985 to 1986.

Table with 5 columns: Date, Meet, W/L/T, USU, Opponent. Rows include matches from 1986 to 1987.



ALL-TIME RESULTS

	vs. BYU	W	177.750	
	vs. New Mexico	W	171.600	
3/27	@ Oklahoma State	W	184.000	182.200
3/29	@ Oklahoma	W	182.550	182.150
4/5	at NCAA Regionals (5th)			
	@ Utah	L	182.750	187.750
	vs. Arizona State	L	187.700	
	vs. Arizona	L	184.850	
	vs. Oklahoma	L	184.100	
	vs. Nebraska	W	181.600	

1987

(Overall Record: 15-11; Dual Meet Record: 4-2)

Date	Meet	W/L/T	USU	Opponent
1/19	Minnesota	W	184.750	178.850
1/26	@ Utah	L	184.700	189.000
	vs. Washington	W		182.650
1/30	at Cactus Classic (2nd)			
	@ Arizona	L	181.700	185.150
	vs. Minnesota	W		178.850
	vs. Denver	W		177.600
	vs. BYU	W		175.450
	vs. Kentucky	W		174.700
2/7	@ Montana State	W	178.900	171.300
2/20	@ BYU	W	182.700	177.200
2/23	Montana State	W	182.050	171.850
	Southern Utah	W		153.150
3/9	New Mexico	W	186.150	184.100
3/11	Oklahoma	L	186.100	186.250
3/16	Coca-Cola Classic (1st)			
	BYU	W	186.700	177.150
	Alaska-Anchorage	W		97.400
3/23	Michigan State	L	185.650	185.800
3/28	at HCAC Champ. (3rd)			
	@ Utah	L	184.850	187.405
	vs. New Mexico	L		185.400
	vs. BYU	W		178.550
4/11	at NCAA Regionals (6th)			
	@ Arizona State	L	182.600	189.000
	vs. Utah	L		188.600
	vs. Arizona	L		187.250
	vs. Nebraska	L		185.150
	vs. Oklahoma	L		184.600
	vs. New Mexico	W		180.700

1988

(Overall Record: 17-13; Dual Meet Record: 6-2)

Date	Meet	W/L/T	USU	Opponent
1/9	@ Washington	L	176.700	178.200
1/11	Southern Utah	W	180.650	141.450
1/16	vs. Arizona	L	181.950	182.700
	@ BYU	W		176.850
	vs. Minnesota	W		174.000
1/25	Washington	W	182.200	176.150
1/29	vs. Utah	L	180.650	185.600
	@ Arizona State	L		185.250
	vs. Washington	L		182.350
2/6	@ Boise State	W	179.550	179.150
	vs. Alaska	W		138.100
2/8	Denver	W	184.600	180.500
2/19	@ BYU	W	184.200	180.050
2/22	@ Utah	L	185.600	190.550
	vs. CS Fullerton	W		185.450
	vs. Nebraska	W		185.200
2/26	@ Michigan State	L	182.750	184.350
2/29	Oregon State	L	187.050	188.900
	Boise State	W		179.350
3/7	BYU	W	187.350	182.450
3/26	HCAC Championships (2nd)			
	Utah	L	186.400	190.900
	BYU	W		185.000
	New Mexico	W		184.500
4/4	Stanford	W	187.450	184.900
4/9	at NCAA Regionals (5th)			
	vs. Utah	L	184.800	190.200
	vs. Arizona State	L		187.100
	vs. Nebraska	L		187.050
	vs. Arizona	L		186.450
	@ Oklahoma	W		184.550
	vs. Houston Baptist	W		182.350

1989

(Overall Record: 12-17; Dual Meet Record: 3-5)

Date	Meet	W/L/T	USU	Opponent
1/16	@ Utah	L	181.450	187.600
	vs. Iowa	W		178.750
1/27	@ Denver	L	182.850	183.350
2/6	BYU	W	184.600	184.500
2/13	Denver	W	185.300	182.400
	Houston Baptist	W		182.150
	Southern Utah	W		158.650
2/18	@ Oregon State	L	183.500	188.700
2/20	Georgia	L	187.400	190.500
2/25	at Cardinal Invitational (3rd)			
	vs. Arizona	L	187.500	190.700
	@ Stanford	L		188.100
	vs. Michigan	W		184.100
3/4	Utah	L	188.900	191.600
3/6	Missouri	W	188.100	181.500
3/11	@ New Mexico	L	184.500	188.400
	vs. Houston Baptist	L		185.550
3/18	at HCAC Championships (3rd)			
	vs. Utah	L	186.600	191.800
	@ BYU	L		188.800
	vs. Boise State	W		186.150
	vs. New Mexico	W		184.500
	vs. Denver	W		181.600
3/20	New Mexico	W	188.500	185.700
3/25	@ BYU	L	188.500	190.550
4/1	at NCAA Regionals (6th)			
	@ Utah	L	188.300	192.800
	vs. Nebraska	L		192.400
	vs. Arizona State	L		190.000
	vs. Oklahoma	L		190.000
	vs. Arizona	L		188.900
	vs. BYU	W		187.000

1990

(Overall Record: 18-10-1; Dual Meet Record: 10-2-1)

Date	Meet	W/L/T	USU	Opponent
1/15	@ Southern Utah	W	181.950	174.400
1/19	@ Utah	L	184.550	191.950
1/22	Southern Utah	W	182.950	175.350
1/29	Boise State	W	186.250	184.650
2/2	@ Wisconsin	W	187.450	184.500
2/4	@ Minnesota	W	186.500	186.000
2/12	BYU	W	188.700	187.700
2/19	@ Boise State	W	185.350	184.600
3/3	at Georgia Invitational (2nd)			
	@ Georgia	L	186.900	191.750
	vs. Kentucky	W		185.400
	vs. BYU	W		185.200
	vs. West Virginia	W		184.050
	vs. North Carolina	W		177.500
3/9	@ BYU	T	188.150	188.150
3/12	Rhode Island	W	188.700	179.900
3/17	Utah	L	189.050	191.450
3/19	New Hampshire	W	188.800	186.500
3/24	at HCAC Championships (3rd)			
	@ Utah	L	188.850	194.500

	vs. BYU	L	188.900	
	vs. New Mexico	W	188.000	
	vs. Denver	W	186.500	
	vs. Boise State	W	184.550	
3/26	New Mexico	W	192.600	186.000
4/7	at NCAA Regionals (6th)			
	@ Utah	L	187.550	194.950
	vs. Nebraska	L		191.225
	vs. Arizona	L		188.775
	vs. Oklahoma	L		187.825
	vs. Arizona State	L		187.800
	vs. BYU	W		185.350

1991

(Overall Record: 14-22; Dual Meet Record: 6-5)

Date	Meet	W/L/T	USU	Opponent
1/11	Oregon State	L	186.000	190.100
1/20	at Missouri Invitational (2nd)			
	@ Missouri	L	186.250	188.200
	vs. Michigan	W		184.750
	vs. Iowa	W		184.350
1/26	@ Southern Utah	W	189.300	181.350
2/2	@ Utah	L	190.600	195.600
2/4	Southern Utah	W	188.750	182.550
2/11	Boise State	W	192.000	183.800
2/15	at ASU Southwest Cup (2nd)			
	@ Arizona State	L	187.350	188.900
	vs. Michigan	W		184.750
	vs. Iowa	W		184.350
2/20	Utah	L	190.800	192.400
2/24	@ New Mexico	W	191.400	184.950
3/2	@ Boise State	W	188.900	187.700
	vs. Washington	W		187.500
3/5	BYU	L	191.000	191.200
3/7	@ BYU	L	191.950	194.050
3/11	New Mexico	W	189.250	182.300
3/23	Arizona State	W	192.350	190.450
4/6	at NCAA Regionals (5th)			
	vs. Utah	L	190.575	194.625
	@ Arizona	L		191.925
	vs. BYU	L		191.100
	vs. Arizona State	L		190.750
	vs. Nebraska	W		188.275
	vs. Oklahoma	W		188.125
4/9	at NCAA Nationals (12th)			
	@ Alabama	L	185.950	195.125
	vs. Utah	L		194.375
	vs. Georgia	L		193.375
	vs. Oregon State	L		192.350
	vs. Penn State	L		190.950
	vs. Florida	L		189.700
	vs. LSU	L		188.600
	vs. BYU	L		187.700
	vs. Arizona State	L		187.650
	vs. Auburn	L		187.650
	vs. Arizona	L		187.475



The 1991 squad is the only team to qualify for the NCAA National Championships, placing 12th with a score of 185.950.



1992

(Overall Record: 16-15; Dual Meet Record: 4-3)

Table with columns: Date, Meet, W/L/T, USU, Opponent. Rows include matches against @ Utah, Stanford, BYU, Oklahoma, @ Arizona State, @ Utah, @ Southern Utah, @ Oregon State, @ BYU, Nebraska, @ Oklahoma, Big West Championships (1st), @ NCAA Regionals (6th).

1993

(Overall Record: 14-14; Dual Meet Record: 4-4)

Table with columns: Date, Meet, W/L/T, USU, Opponent. Rows include matches against @ Denver, @ Utah, @ Boise State, @ Utah, Oregon State, @ Southern Utah, Michigan, Cal State Fullerton, Utah, Southern Utah, Boise State, @ BYU, at Big West Championships (2nd), @ Cal State Fullerton, @ NCAA Regionals (5th).

1994

(Overall Record: 15-11; Dual Meet Record: 7-3)

Table with columns: Date, Meet, W/L/T, USU, Opponent. Rows include matches against Kentucky, @ Washington, @ Denver, Boise State, @ Utah, @ Boise State.

Table with columns: Date, Meet, W/L/T, USU, Opponent. Rows include matches against Washington, @ BYU, Southern Utah, BYU, @ Utah, at Big West Championships (2nd), @ NCAA Regionals (7th).

1995

(Overall Record: 11-14; Dual Meet Record: 6-2)

Table with columns: Date, Meet, W/L/T, USU, Opponent. Rows include matches against @ Nebraska, Denver, @ Oregon State, @ Utah, @ Boise State, BYU, Boise State, @ BYU, Southern Utah, Utah, @ Southern Utah, at Big West Championships (2nd), @ NCAA Regionals (6th).

1996

(Overall Record: 12-14; Dual Meet Record: 3-4)

Table with columns: Date, Meet, W/L/T, USU, Opponent. Rows include matches against Utah, Boise State, BYU, @ Southern Utah, @ Arizona State, vs. Nebraska, vs. California.

Table with columns: Date, Meet, W/L/T, USU, Opponent. Rows include matches against Southern Utah, Auburn, @ Utah, vs. Arizona, @ BYU, West Virginia, UC Davis, @ Denver, @ Boise State, Big West Championships (1st), @ NCAA Regionals (6th).

1997

(Overall Record: 10-11; Dual Meet Record: 5-5)

Table with columns: Date, Meet, W/L/T, USU, Opponent. Rows include matches against @ Boise State, Utah, Minnesota, @ BYU, @ Utah, Boise State, Texas Woman's, @ Southern Utah, @ Texas Woman's, BYU, Southern Utah, @ Michigan, at Big West Championships (2nd), @ NCAA Regionals (6th).

1998

(Overall Record: 8-17; Dual Meet Record: 2-8)

Table with columns: Date, Meet, W/L/T, USU, Opponent. Rows include matches against @ Boise State, @ Washington, vs. California, vs. Sacramento State, BYU, Utah, @ Minnesota, UC Santa Barbara.



The 1997 team recorded the top score in school history on vault with a 49.325 on March 1 at Texas Woman's. That squad is also tied for the fifth-highest vault scores in program history with a 49.175 (March 15 at Michigan).



ALL-TIME RESULTS

2/20	Boise State	L	193.425	194.450
2/23	@ Southern Utah	L	192.200	192.875
2/27	@ Utah	L	192.775	196.175
3/2	@ BYU	L	191.575	194.775
3/6	Washington	L	191.725	194.775
	Auburn	L		192.200
	Southern Utah	W		189.400
3/14	@ Alabama	L	193.500	196.950
3/21	at Big West Championships (1st)			
	@ Boise State	W	194.525	194.275
	vs. Cal State Fullerton	W		187.050
	vs. UC Santa Barbara	W		186.475
4/4	at NCAA Regionals (7th)			
	vs. Utah	L	191.175	195.575
	vs. BYU	L		195.500
	@ Arizona State	L		195.025
	vs. Arizona	L		194.750
	vs. Nebraska	L		194.275
	vs. Oklahoma	L		193.125

1999

(Overall Record: 17-5; Dual Meet Record: 7-1)

Date	Meet	W/L/T	USU	Opponent
1/22	Southern Utah	W	191.025	189.700
	Sacramento State	W		187.125
1/29	California	W	192.950	180.425
2/6	@ Boise State	W	193.125	192.700
	vs. Washington	W		192.550
2/12	@ Southern Utah	W	193.950	191.950
2/19	@ BYU	W	193.925	193.200
2/21	@ UC Santa Barbara	W	190.850	186.175
2/26	Utah	L	195.675	197.625
	Boise State	W		194.200
3/2	BYU	W	195.475	193.975
3/6	Southern Utah	W	194.275	193.475
3/13	Alabama	L	195.575	196.850
3/20	@ Auburn	W	193.925	193.225
3/27	at Big West Championships (2nd)			
	vs. Boise State	L	195.200	195.475
	@ Cal State Fullerton	W		192.325
	vs. UC Santa Barbara	W		187.925
4/10	NCAA Regionals (3rd)		194.575	
	Georgia	L		197.375
	Florida	L		195.225
	Denver	W		194.200
	Minnesota	W		194.200
	Iowa State	W		194.175

2000

(Overall Record: 12-13; Dual Meet Record: 5-4)

Date	Meet	W/L/T	USU	Opponent
1/14	@ Utah	L	190.375	195.650
1/26	Boise State	W	191.625	190.100
2/4	@ Sacramento State	L	190.450	190.475
2/7	Utah	L	193.175	197.075
2/11	BYU	W	195.550	195.450
2/14	@ Southern Utah	W	194.575	193.300
2/18	Denver	L	194.525	194.975
	Southern Utah	W		193.575
	UC Santa Barbara	W		190.600
2/24	@ BYU	L	194.250	195.600
2/27	@ Nebraska	L	192.750	196.775
	vs. West Virginia	L		195.475
	vs. Southern Utah	L		193.075
3/3	Texas Woman's	W	195.325	189.775
3/7	@ Boise State	W	194.725	194.650
3/12	vs. Missouri	W	195.900	195.050
	@ Texas Woman's	W		193.000
3/18	Big West Championships (2nd)			
	Boise State	L	194.250	196.225
	Cal State Fullerton	W		194.200
	UC Santa Barbara	W		191.550
4/1	at NCAA Regionals (5th)			
	vs. Utah	L	192.950	196.325
	vs. West Virginia	L		195.475
	vs. Denver	L		195.450
	@ Minnesota	L		194.750
	vs. Southern Utah	W		191.800

2001

(Overall Record: 10-14; Dual Meet Record: 4-5)

Date	Meet	W/L/T	USU	Opponent
1/15	@ Boise State	L	188.800	192.225
1/21	vs. Oklahoma	L	193.850	195.300



Christy Denson shares the school record on two events. She recorded a 9.975 on floor on Feb. 26, 1999, in a tri-meet against Boise State and Utah. The following season, she scored another 9.975, this time on bars, at the Big West Conference Championships on March 18. Since then, Amber Jamison notched a 9.975 on bars and Madi Ward-Sessions scored a 9.975 on floor.

	@ California	L		195.175
	vs. Arizona	W		193.350
1/26	Boise State	W	194.075	193.600
2/2	Southern Utah	W	194.350	194.025
2/6	@ Utah	L	194.325	197.125
2/10	@ Denver	L	194.900	195.900
2/17	Missouri	W	193.900	193.025
2/26	San José State	L	193.750	193.975
3/4	@ UCLA	L	192.225	197.700
	vs. California	L		195.025
	vs. UC Santa Barbara	W		188.575
3/9	BYU	W	196.025	195.500
3/12	@ Southern Utah	L	194.300	195.300
3/16	@ BYU	L	195.750	197.325
3/24	at Big West Championships (1st)			
	vs. Cal State Fullerton	W	195.675	194.850
	vs. Boise State	W		194.250
	@ UC Santa Barbara	W		193.575
4/7	at NCAA Regionals (5th)			
	@ Utah	L	191.200	194.075
	vs. Denver	L		193.900
	vs. Iowa State	L		193.375
	vs. West Virginia	L		192.400
	vs. Air Force	W		190.200

2002

(Overall Record: 7-20; Dual Meet Record: 2-6)

Date	Meet	W/L/T	USU	Opponent
1/4	Cal State Fullerton	W	192.750	191.375
1/11	@ Arizona State	L	191.700	193.350
1/26	@ San José State	L	191.475	192.425
	vs. UC Davis	W		190.875
	vs. Alaska	W		184.300
2/1	@ Boise State	L	192.550	192.775
2/6	BYU	L	191.925	195.425
2/15	Utah	L	193.600	196.350
2/22	@ BYU	L	192.850	195.775
	vs. Boise State	L		193.250
2/27	Boise State	W	193.400	193.350
3/2	vs. Denver	L	191.700	195.675
	@ Missouri	L		194.775
	vs. Illinois State	L		193.000
3/8	Arizona State	L	195.425	196.100
	Southern Utah	W		195.275
3/13	@ Southern Utah	L	194.850	196.000

3/15	@ Cal State Fullerton	L	192.825	195.000
3/22	WGC Championships (3rd)			
	Denver	L	195.550	195.825
	Southern Utah	L		195.575
	Boise State	W		194.900
	Cal State Fullerton	W		193.250
4/6	at NCAA Regionals (6th)			
	vs. Georgia	L	193.400	196.125
	vs. Stanford	L		196.125
	@ Denver	L		196.000
	vs. Missouri	L		195.000
	vs. Air Force	L		193.775

2003

(Overall Record: 9-13; Dual Meet Record: 3-4)

Date	Meet	W/L/T	USU	Opponent
1/12	@ Cal State Fullerton	L	192.050	193.875
	vs. Illinois-Chicago	W		191.700
1/19	@ Oklahoma	L	192.875	195.950
	vs. Boise State	W		191.475
1/24	Boise State	W	195.350	193.675
2/7	Utah	L	196.150	197.825
2/10	@ Southern Utah	L	195.150	195.550
2/14	@ N.C. State	L	194.350	195.575
	vs. William & Mary	W		193.175
	vs. Rhode Island	W		190.825
2/21	BYU	W	195.975	195.675
2/28	Ohio State	L	195.275	196.375
3/7	vs. Southern Utah	L	195.225	195.875
	@ BYU	L		195.425
	vs. Central Michigan	L		195.250
3/10	Southern Utah	W	195.850	195.375
	Central Michigan	W		195.075
3/14	N.C. State	W	196.675	195.775
3/22	@ Ohio State	L	195.100	196.925
3/29	at WGC Championships (4th)			
	vs. Boise State	L	194.350	195.650
	vs. Cal State Fullerton	L		195.600
	@ Southern Utah	L		195.375

2004

(Overall Record: 9-12; Dual Meet Record: 3-6)

Date	Meet	W/L/T	USU	Opponent
1/17	at Rocky Mtn. Open (2nd)			
	vs. San José State	L	192.800	193.875
	@ Air Force	W		191.650
	vs. Texas Woman's	W		191.325
	vs. Wis.-Eau Claire	W		185.525
1/23	@ California	L	194.150	195.950
	vs. Arizona State	L		194.250
	vs. San José State	W		193.875
1/30	@ Boise State	L	194.100	195.700
2/6	Southern Utah	W	196.000	195.700
2/13	@ BYU	L	195.250	196.425
2/16	@ Southern Utah	W	196.000	195.225
2/20	Missouri	L	195.350	196.350
	Boise State	W		194.050
2/27	@ Utah	L	195.475	198.050
3/5	California	L	195.350	195.825
3/8	Cal State Fullerton	W	195.925	195.700
3/12	BYU	L	196.225	198.025
3/15	Denver	L	195.450	197.100
3/19	at WGC Championships (3rd)			
	@ Boise State	L	194.300	196.675
	vs. Southern Utah	L		194.500
	vs. Cal State Fullerton	W		194.100

2005

(Overall Record: 8-13; Dual Meet Record: 5-6)

Date	Meet	W/L/T	USU	Opponent
1/14	Utah	L	193.850	195.675
1/16	@ Central Michigan	L	191.850	194.050
2/1	BYU	L	190.600	194.125
2/8	@ Southern Utah	L	192.625	193.900
2/11	Denver	W	194.925	194.875
2/18	@ Boise State	W	194.550	193.400
2/25	Boise State	W	195.450	194.200
3/1	@ Texas Woman's	L	195.900	195.950
3/7	California	W	195.325	192.350
3/10	@ BYU	L	195.100	196.425
3/14	Southern Utah	W	195.825	194.700
3/19	vs. Kentucky	L	194.550	195.375
	@ Denver	L		195.250
3/25	at WGC Championships (1st)			



	vs. Southern Utah	W	195.150	194.350
	vs. Boise State	W		193.700
	@ Cal State Fullerton	W		193.550
4/9	at NCAA Regionals (6th)			
	@ Alabama	L	192.375	196.675
	vs. Iowa State	L		195.625
	vs. Auburn	L		194.800
	vs. Kentucky	L		193.325
	vs. Kent State	L		192.500

2006
(Overall Record: 7-17; Dual Meet Record: 0-7)

Date	Meet	W/L/T	USU	Opponent
1/8	vs. N.C. State	L	187.925	188.575
	vs. San José State	L		188.450
	@ Cal State Fullerton	L		187.975
1/15	vs. LSU	L	192.875	194.050
	@ Texas Woman's	W		190.475
	vs. Centenary	W		188.125
1/20	BYU	L	193.275	193.375
1/27	@ Utah	L	192.675	197.200
	vs. Southern Utah	L		193.175
2/2	@ BYU	L	192.550	193.520
2/10	Texas Woman's	W	193.350	191.125
	Washington	W		190.400
2/17	@ Boise State	L	192.225	193.525
	vs. Seattle Pacific	W		188.375
2/24	Sacramento State	L	192.175	193.750
3/3	@ Southern Utah	L	192.650	194.000
3/10	Boise State	L	193.300	194.425
3/13	Southern Utah	L	193.775	195.125
3/18	@ Minnesota	L	191.175	194.850
3/25	WAC Championships (4th)			
	Sacramento State	L	193.100	193.950
	Boise State	L		193.775
	Southern Utah	L		193.600
	San José State	W		192.800
	Cal State Fullerton	W		192.600

2007
(Overall Record: 11-15; Dual Meet Record: 4-5)

Date	Meet	W/L/T	USU	Opponent
1/7	@ Sacramento State	L	190.000	191.375
	vs. Wis.-La Crosse	W		185.100
1/12	@ Washington	L	191.400	193.000
1/22	BYU	L	193.800	195.475
1/25	@ San José State	W	194.225	193.025
	vs. Boise State	W		190.700
	vs. Seattle Pacific	W		189.875
2/1	Boise State	W	193.725	191.650
2/9	Utah	L	194.325	196.575
2/16	@ Southern Utah	L	192.275	194.575
2/23	Southern Utah	W	195.675	194.700
3/2	Alaska	W	194.525	186.750
3/9	vs. Oregon State	L	194.675	195.375
	@ BYU	L		195.125
3/17	Minnesota	L	193.800	195.200
3/23	@ Boise State	W	194.775	192.725
3/31	at WAC Championships (3rd)			
	vs. Sacramento State	L	195.175	195.275
	@ Southern Utah	L		195.225
	vs. San José State	W		193.750
	vs. Cal State Fullerton	W		193.625
	vs. Boise State	W		193.300
4/14	at NCAA Regionals (6th)			
	vs. Georgia	L	192.525	197.275
	@ Denver	L		195.825
	vs. Penn State	L		195.775
	vs. BYU	L		193.300
	vs. Minnesota	L		192.900



Jeff Richards
2008-2013

Jeff Richards took over the head coaching reins following the retirement of Ray Corn and led the Aggies for five seasons. He compiled an overall record of 18-85 and a regular-season mark of 12-67. He coached 11 different NCAA Regional Championships participants, including three-time qualifiers Lyndsie Boone (2009, '10, '11), Jackie Dillon (2009, '10, '11) and Paige Jones (2011, '12, '13).

2008
(Overall Record: 6-18; Dual Meet Record: 2-7)

Date	Meet	W/L/T	USU	Opponent
1/11	@ Boise State	L	187.925	192.625
1/18	Sacramento State	L	191.050	192.575
1/22	Boise State	L	192.400	195.700
1/27	@ Cal State Fullerton	W	191.700	191.600
2/4	@ Southern Utah	L	192.250	196.000
2/9	vs. Oklahoma	L	192.275	195.925
	@ Denver	L		195.700
	vs. Air Force	W		186.375
2/15	BYU	L	192.425	193.725
	New Hampshire	W		190.900
2/22	@ Utah	L	189.650	197.200
	vs. Southern Utah	L		193.100
2/29	Denver	L	192.300	195.250
3/7	San José State	W	194.450	194.125
3/10	@ BYU	L	194.250	196.300
3/14	vs. Kentucky	L	193.900	195.200
	@ Texas Woman's	L		194.200
	vs. Centenary	W		192.025
3/21	Southern Utah	L	193.150	195.075
3/29	at WAC Championships (5th)			
	@ Boise State	L	194.150	194.925
	vs. San José State	L		194.725
	vs. Southern Utah	L		194.575
	vs. Sacramento State	L		194.275
	vs. Cal State Fullerton	W		192.650

2009
(Overall Record: 1-19; Dual Meet Record: 1-9)

Date	Meet	W/L/T	USU	Opponent
1/10	@ Kentucky	L	187.150	191.100
1/16	Central Michigan	L	190.800	193.025
1/26	@ Southern Utah	L	191.925	194.750
1/30	@ Boise State	L	193.600	194.350
2/6	Cal State Fullerton	L	192.225	192.575
2/9	Utah	L	193.500	196.950
2/20	vs. San José State	L	191.375	194.850
	@ BYU	L		192.575
	vs. Boise State	L		191.950
2/27	vs. Boise State	L	190.250	195.325
	@ Sacramento State	L		192.050
3/6	Pittsburgh	L	192.675	194.550
3/8	@ San José State	L	191.150	194.150
3/13	BYU	W	193.825	191.975
3/16	Southern Utah	L	191.050	194.950
3/21	at WAC Championships (6th)			
	vs. Boise State	L	192.425	196.525
	@ Sacramento State	L		195.350
	vs. Southern Utah	L		195.175
	vs. San José State	L		194.875
	vs. Cal State Fullerton	L		192.975

2010
(Overall Record: 4-18; Dual Meet Record: 0-8)

Date	Meet	W/L/T	USU	Opponent
1/15	@ Central Michigan	L	187.275	192.275
1/17	at UNH Invitational (3rd)			
	@ New Hampshire	L	191.650	195.000
	vs. Ball State	L		192.850
	vs. Yale	W		186.525
1/22	@ Southern Utah	L	191.225	195.050
1/29	Boise State	L	191.125	191.625
2/5	vs. Denver	L	190.475	195.050
	@ BYU	L		194.975
2/12	@ Utah	L	178.250	196.225
2/15	Southern Utah	L	186.675	195.075
2/19	BYU	L	190.725	195.350
2/26	vs. UCLA	L	188.700	197.250
	@ Cal State Fullerton	L		191.750
3/5	@ Boise State	L	189.225	195.625
	vs. BYU	L		193.750

3/12	San José State	L	193.725	194.675
3/19	Sacramento State	L	192.050	194.650
3/27	at WAC Championships (3rd)			
	vs. Southern Utah	L	193.675	195.800
	vs. Boise State	L		195.700
	vs. San José State	W		193.600
	@ Cal State Fullerton	W		193.175
	vs. Sacramento State	W		192.650

2011
(Overall Record: 3-18; Dual Meet Record: 1-6)

Date	Meet	W/L/T	USU	Opponent
1/7	Southern Utah	L	192.800	193.475
1/14	BYU	L	192.000	193.075
	Arizona	L		192.725
1/21	@ San José State	L	191.350	194.700
	vs. Wis.-Eau Claire	W		181.675
1/29	@ BYU	L	191.900	194.925
	vs. Iowa State	L		194.925
	vs. Southern Utah	L		194.275
2/4	@ Southern Utah	L	192.125	194.000
2/11	@ Sacramento State	L	190.625	192.000
2/18	Boise State	L	193.600	196.250
2/25	Utah	L	193.150	196.550
2/27	@ Boise State	L	192.650	195.475
3/4	Cal State Fullerton	W	194.550	190.700
3/12	vs. Iowa	L	193.150	196.450
	@ Southern Utah	L		195.400
3/19	at WAC Championships (5th)			
	vs. Boise State	L	191.850	195.700
	vs. Southern Utah	L		194.825
	@ San José State	L		193.925
	vs. Sacramento State	L		193.550
	vs. Cal State Fullerton	W		191.650

2012
(Overall Record: 5-16; Dual Meet Record: 2-5)

Date	Meet	W/L/T	USU	Opponent
1/13	@ Utah	L	191.925	197.400
1/21	vs. Oklahoma	L	192.325	197.450
	@ Texas Woman's	L		192.425
	vs. Centenary	W		191.475
1/27	Southern Utah	L	194.050	194.525
	Boise State	W		193.525
2/3	Arizona State	L	192.575	194.600
2/10	San José State	L	194.875	194.950
2/17	Sacramento State	W	193.875	193.400
2/25	@ BYU	L	193.625	194.100
	vs. Southern Utah	L		193.925
3/2	@ Boise State	L	192.750	196.125
3/5	BYU	L	193.675	195.525
3/9	@ Southern Utah	W	194.200	193.700
3/16	@ Arizona	L	192.975	196.525
	vs. Bridgeport	L		193.525
	vs. Air Force	W		192.175
3/24	WAC Championships (5th)			
	Denver	L	194.775	196.350
	Sacramento State	L		195.675
	Southern Utah	L		195.025
	San José State	L		194.800

2013
(Overall Record: 5-14; Dual Meet Record: 1-6)

Date	Meet	W/L/T	USU	Opponent
1/12	@ BYU	L	189.425	194.075
1/18	@ Boise State	L	191.250	194.875
1/25	Southern Utah	L	192.875	194.025
	Hamline	W		181.975
2/1	@ Southern Utah	L	194.200	195.425
2/8	Air Force	W	193.575	193.200
2/15	@ San José State	L	193.225	194.550
	vs. Brown	W		189.900
2/23	@ Denver	L	192.150	195.800
	vs. Boise State	L		194.525
	vs. Rutgers	L		193.925
3/1	@ Sacramento State	L	193.400	193.800
3/4	BYU	L	192.900	195.025
3/15	Boise State	L	194.125	195.300
3/23	at WAC Championships (4th)			
	vs. Boise State	L	195.100	196.225
	vs. Denver	L		195.125
	vs. Sacramento State	L		195.500
	@ Southern Utah	W		194.925
	vs. San José State	W		194.700



ALL-TIME RESULTS



Nadalie Walsh
2013-2017

Nadalie Walsh led the Aggies to the NCAA Regional Championships all four seasons she was at the helm of the program. She compiled a 38-63 overall record, including 32-34 in the regular season and 17-17 in dual meets. Under Walsh, the Aggies placed second at the 2017 MRGC Championships, the program's best finish at a conference championship meet since 2005, when USU captured the WAC crown.

2014

(Overall Record: 10-17; Dual Meet Record: 6-2)

Date	Meet	W/L/T	USU	Opponent
1/11	@ Iowa	W	191.750	191.650
1/17	@ Southern Utah	W	194.150	193.975
1/24	BYU	W	193.200	192.900
1/26	vs. Stanford	L	194.400	197.275
	@ UC Davis	L		195.875
	vs. San José State	L		195.400
2/1	@ Air Force	W	195.225	192.875
	vs. Seattle Pacific	W		190.250
2/7	@ BYU	L	194.350	194.900
2/15	@ Oregon State	L	194.025	196.675
	vs. Boise State	L		196.000
	vs. Seattle Pacific	W		192.650
2/21	Denver	L	194.650	195.875
2/28	Sacramento State	W	195.100	193.650
3/7	San José State	W	195.525	195.100
3/14	Southern Utah	W	196.000	195.550
3/16	@ UCLA	L	196.000	197.050
	vs. Bowling Green	W		194.175
3/22	at MRGC Championships (5th)			
	vs. Denver	L	196.075	196.925
	vs. Boise State	L		196.900
	vs. Southern Utah	L		196.125
	@ BYU	L		196.100
4/5	at NCAA Regionals (6th)			
	vs. Utah	L	191.875	197.300
	vs. UCLA	L		196.600
	@ Arkansas	L		196.375
	vs. Arizona State	L		194.425
	vs. UC Davis	L		193.900

2015

(Overall Record: 11-15; Dual Meet Record: 4-4)

Date	Meet	W/L/T	USU	Opponent
1/9	Air Force	W	193.975	186.675
1/17	@ Denver	L	194.525	196.025
1/23	@ BYU	W	195.500	195.300
1/30	Boise State	L	194.275	195.975
	UC Davis	W		193.550
2/6	Seattle Pacific	W	194.725	192.075
2/15	@ Boise State	L	194.475	195.925
2/20	Southern Utah	L	195.025	196.225
2/27	@ Southern Utah	L	195.100	196.475
	vs. Denver	L		196.100
3/6	vs. Central Michigan	L	195.100	196.150
	@ BYU	W		194.400
3/8	@ San José State	W	195.750	195.675
	vs. Sacramento State	W		195.050
	vs. Seattle Pacific	W		194.025
3/13	BYU	L	196.350	196.375
3/15	@ Sacramento State	W	196.325	196.000
3/21	at MRGC Championships (4th)			
	vs. Boise State	L	195.125	196.625
	vs. Southern Utah	L		196.275
	@ Denver	L		196.075
	vs. BYU	W		194.225
4/4	at NCAA Regionals (5th)			
	vs. Georgia	L	195.150	197.025
	vs. Utah	L		196.575
	@ California	L		196.000
	vs. Boise State	L		195.375
	vs. BYU	W		194.150

2016

(Overall Record: 8-15; Dual Meet Record: 5-5)

Date	Meet	W/L/T	USU	Opponent
1/8	Centenary	W	194.375	184.225
1/15	Kent State	W	194.100	193.500
1/22	@ Southern Utah	L	194.900	195.275
1/29	Southern Utah	W	195.425	195.250
2/6	@ Denver	L	195.000	196.675

2/12	at Perfect 10 Challenge (4th)			
	vs. Oklahoma	L	195.100	197.675
	vs. Denver	L		196.000
	vs. George Wash.	L		195.750
2/19	@ BYU	W	195.475	195.150
2/26	Boise State	L	194.675	196.425
3/4	BYU	W	196.025	195.550
	New Hampshire	W		193.825
3/6	@ Nebraska	L	195.750	197.350
3/11	@ Arkansas	L	194.825	196.775
3/13	@ Illinois-Chicago	W	194.725	191.025
3/19	at MRGC Championships (4th)			
	@ Boise State	L	195.875	197.025
	vs. Southern Utah	L		196.575
	vs. BYU	L		196.100
4/2	at NCAA Regionals (5th)			
	@ Utah	L	195.025	197.125
	vs. UCLA	L		196.375
	vs. Washington	L		195.825
	vs. Illinois	L		195.350
	vs. Southern Utah	W		194.950

2017

(Overall Record: 9-16; Dual Meet Record: 2-6)

Date	Meet	W/L/T	USU	Opponent
1/6	@ Arizona	L	191.600	194.025
	vs. Texas Woman's	W		189.500
1/13	North Carolina State	W	195.400	193.900
	Bowling Green	W		193.275
1/20	@ BYU	W	195.300	195.200
1/29	@ New Hampshire	L	195.175	194.075
2/3	BYU	W	195.850	194.850
2/10	@ Southern Utah	L	195.275	196.725
2/17	Boise State	L	196.300	196.700
2/20	@ UCLA	L	195.700	195.875
	vs. Bridgeport	W		193.225
2/25	at Masters Classic (3rd)			
	@ Nebraska	L	196.200	197.175
	vs. California	L		196.400
	vs. SE Missouri	W		190.325
3/2	@ Boise State	L	195.675	196.700
3/5	@ San José State	L	194.025	195.150
3/10	Southern Utah	L	194.600	195.675
3/18	MRGC Championships (2nd)			
	Boise State	L	196.100	197.050
	Southern Utah	W		196.075
	BYU	W		194.675
4/1	at NCAA Regionals (6th)			
	vs. Oklahoma	L	194.850	198.075
	@ Washington	L		196.550
	vs. Kentucky	L		196.200
	vs. Stanford	L		195.575
	vs. BYU	L		195.025



Amy Smith
2017-2022

Amy Smith, the 2020 Mountain Rim Gymnastics Conference Coach of the Year, led Utah State to its first-ever MRGC title in 2022. In her five years at the helm, she coached a pair of WCGA second-team regular-season All-Americans on floor in Madison Ward-Sessions (2019) and Brie Clark (2022). She also finished with two winning seasons in her five years at the helm of the Aggies.

2018

(Overall Record: 9-11; Dual Meet Record: 2-5)

Date	Meet	W/L/T	USU	Opponent
1/13	@ Bowling Green	L	192.975	194.825
1/19	San José State	W	195.450	194.275
	Sacramento State	W		193.275
1/27	@ Denver	L	195.000	196.675
2/2	Boise State	L	195.150	196.625
2/9	@ UC Davis	W	195.100	194.525
	vs. Sacramento State	W		194.400
2/12	@ Southern Utah	W	195.275	195.200
2/16	@ Boise State	L	196.875	194.900
2/23	at Elevate The Stage (3rd)			
	vs. Denver	L	195.100	196.575
	vs. Michigan	L		196.575
	vs. Bowling Green	W		195.750
3/2	BYU	L	196.100	196.200
3/9	@ BYU	L	195.725	196.500
	vs. Penn State	L		196.675

3/16	vs. Texas Woman's	W		194.925
	Southern Utah	W	196.500	195.750
3/24	at MRGC Championships (3rd)			
	vs. Boise State	L	195.825	196.875
	vs. BYU	L		196.000
	@ Southern Utah	W		195.575

2019

(Overall Record: 5-13; Dual Meet Record: 1-6)

Date	Meet	W/L/T	USU	Opponent
1/12	@ Pittsburgh	L	194.600	194.750
	vs. West Virginia	L		195.500
	vs. Eastern Michigan	W		192.700
1/18	BYU	L	193.950	194.575
1/25	@ BYU	L	194.850	196.450
2/1	@ Southern Utah	L	194.975	195.500
2/8	Boise State	L	194.975	196.075
2/17	@ West Virginia	W	196.075	195.575
	vs. Pittsburgh	W		195.100
	vs. Cornell	W		193.075
2/22	Alaska	W	194.925	192.675
3/1	at Boise State	L	195.025	197.125
	vs. Washington	L		196.750
3/8	Southern Utah	L	195.275	196.350
3/16	at UCLA	L	194.850	197.575
3/22	at MRGC Championships (4th)			
	vs. Boise State	L	193.800	196.950
	vs. Southern Utah	L		195.900
	at BYU	L		195.750

2020

(Overall Record: 7-6-1; Dual Meet Record: 5-1)

Date	Meet	W/L/T	USU	Opponent
1/11	at Rio Tinto Best of Utah Meet (4th)			
	vs. Utah	L	194.150	197.000
	vs. BYU	L		195.575
	vs. Southern Utah	L		194.650
1/18	@ BYU	L	194.750	195.875
	vs. UCLA	L		197.425
1/25	@ Air Force	W	195.550	192.375
1/31	@ Southern Utah	L	195.175	195.875
2/7	Boise State	W	195.675	193.850
2/14	Southern Utah	W	196.525	196.450
2/21	@ Boise State	T	196.800	196.800
	vs. Sacramento State	W		192.700
	vs. UC Davis	W		195.850
2/28	UC Davis	W	195.725	193.700
3/6	BYU	W	196.600	196.450

2021

(Overall Record: 3-14-1; Dual Meet Record: 0-7)

Date	Meet	W/L/T	USU	Opponent
1/9	at Rio Tinto Best of Utah Meet (3rd)			
	vs. Utah	L	194.350	196.900
	vs. BYU	L		195.700
	vs. Southern Utah	W		194.325
1/22	Southern Utah	L	196.225	196.650
1/29	BYU	L	195.175	196.425
2/6	@ Boise State	L	196.250	196.350
2/13	Boise State	L	195.325	196.400
2/19	@ Southern Utah	L	195.975	197.275
2/26	@ BYU	L	196.600	196.925
3/7	@ Denver	L	196.775	197.650
	vs. Southern Utah	W		195.125
3/12	@ Utah	L	196.650	197.275
3/20	MRGC Championships (3rd)			
	BYU	L	196.250	196.925
	Boise State	L		196.725
	Southern Utah	W		196.225
4/2	at NCAA SLC Regional Second Round (T-3rd)			
	vs. Kentucky	L	196.025	197.125
	vs. LSU	L		197.025
	vs. Arizona	T		196.025

2022

(Overall Record: 15-11; Dual Meet Record: 2-3)

Date	Meet	W/L/T	USU	Opponent
1/9	at Rio Tinto Best of Utah Meet (2nd)			
	vs. Utah	L	195.875	197.100
	vs. BYU	W		195.225
	vs. Southern Utah	W		195.000
1/14	Air Force	W	194.950	191.975
1/22	@ Arizona	W	196.350	193.775
	vs. Oklahoma	L		197.900
	vs. Stanford	W		195.725
1/28	@ BYU	L	196.450	196.775



2/4	Southern Utah	W	196.425	195.550
	Ball State	W		194.350
2/11	@ Southern Utah	L	196.800	196.975
2/18	@ Boise State	L	195.800	196.950
2/25	BYU	L	196.225	196.575
	Towson	W		195.600
2/27	Towson	W	196.725	196.000
3/6	@ Washington	L	195.775	196.825
	vs. Stanford	L		196.325
3/12	@ Minnesota	L	195.200	197.850
	vs. Temple	W		193.625
	vs. Long Island	W		193.200
3/19	@ MRGC Championships (1st)			
	Boise State	W	197.025	196.550
	vs. Southern Utah	W		
196.500				
	vs. BYU	W		196.375
3/31	at NCAA Norman Regional Second Round (3rd)			
	vs. Minnesota	L	196.825	197.825
	vs. California	L		197.375
	vs. Boise State	W		196.425



The 2022 team captured its first-ever Mountain Rim Gymnastics Conference championship as the Aggies recorded a 197.025, which ranks second all-time in school history. It marked the Aggies' sixth conference title overall, including their first since 2005 (Western Gymnastics Conference). Rebecca Wells (holding the trophy) led the Aggies at the meet as she became the third Utah State gymnast to win the MRGC all-around title with a 39.400, which is the second-best score for a conference championship meet and tied for 11th all-time in school history.





ALL-TIME
SERIES
RECORDS



ALL-TIME SERIES RECORDS

Team	Overall W-L-T	Home W-L-T	Away W-L-T	Neutral W-L-T	Postseason W-L-T	Last Meeting
Adams State	1-0-0			1-0-0		1981, USU won 138.200-120.900
Air Force	14-1-0	3-0-0	6-0-0	5-1-0	1-1-0	2022, USU won 194.950-191.975
Alabama	0-5-0	0-1-0	0-3-0	0-1-0	0-3-0	2005, Alabama won 196.675-192.375
Alaska	6-0-0	3-0-0		3-0-0		2019, USU won 194.925-192.675
Arizona	12-24-1	3-2-0	2-5-0	7-17-1	3-15-1	2022, USU won 196.350-193.775
Arizona State	4-34-0	2-7-0	1-8-0	1-19-0	0-21-0	2014, ASU won 194.425-191.875
Arkansas	0-2-0		0-2-0		0-1-0	2016, Arkansas won 196.775-194.825
Auburn	2-3-0	1-1-0	1-0-0	0-2-0	0-2-0	2005, Auburn won 194.800-192.375
Australian Nat'l Team	1-0-0	1-0-0				1981, USU won 141.700-141.250
Ball State	1-1-0	1-0-0		0-1-0		2022, USU won 196.425-194.350
Boise State	58-53-1	28-16-0	18-20-1	12-17-0	12-19-0	2022, USU won 196.825-196.425
Bowling Green	3-1-0	1-0-0	0-1-0	2-0-0		2018, USU won 195.325-194.750
Bridgeport	1-1-0	0-0-0		1-1-0		2017, USU won 195.700-193.225
Brown	1-0-0			1-0-0		2013, USU won 193.225-189.900
BYU	51-87-1	26-27-0	10-37-1	15-23-0	10-25-0	2022, USU won 197.025-196.375
California	5-9-0	3-1-0	0-4-0	2-4-0	0-2-0	2022, Cal won 197.375-196.825
Cal Poly Pomona	1-0-0			1-0-0		1986, USU won 175.800-143.000
Cal State Fullerton	22-14-0	9-1-0	5-5-0	8-8-0	15-8-0	2011, USU won 191.850-191.650
Cal State Northridge	1-0-0			1-0-0		1984, USU won 174.550-164.850
Centenary	4-0-0	1-0-0		3-0-0		2016, USU won 194.375-184.225
Central Michigan	1-5-0	1-1-0	0-2-0	0-2-0		2015, USU won 196.150-195.100
Clarion State	1-1-0		1-0-0	0-1-0	0-1-0	1983, USU won 158.300-93.450
Colorado	7-0-0	2-0-0	1-0-0	4-0-0	3-0-0	1980, USU won 141.150-127.750
Colorado State	8-0-0	1-0-0	1-0-0	6-0-0	2-0-0	1980, USU won 141.150-129.450
Cornell	1-0-0			1-0-0		2019, USU won 196.075-193.075
Denver	20-33-0	8-7-0	3-17-0	9-9-0	4-9-0	2021, Denver won 197.650-196.775
Eastern Kentucky	1-0-0			1-0-0	1-0-0	1979, USU won 133.700-130.450
Eastern Michigan	1-0-0			1-0-0		2019, USU won 194.600-192.700
Eastern Montana	1-0-0			1-0-0		1977, USU won 131.650-102.300
Florida	0-6-0	0-2-0		0-4-0	0-4-0	1999, Florida won 195.225-194.575
George Washington	0-1-0			0-1-0		2016, GWU won 195.750-195.100
Georgia	1-8-0	0-3-0		1-5-0	1-5-0	2015, Georgia won 197.025-195.150
Hamline	1-0-0	1-0-0				2013, USU won 192.875-181.975
Houston Baptist	2-1-0	1-0-0		1-1-0	1-0-0	1989, Houston Baptist won 185.550-184.500
Illinois	1-1-0	1-0-0		0-1-0	0-1-0	2016, Illinois won 195.350-195.025
Illinois-Chicago	2-0-0		1-0-0	1-0-0		2016, USU won 194.725-191.025
Illinois State	0-1-0			0-1-0		2002, Illinois State won 193.000-191.700
Iowa	3-1-0		1-0-0	2-1-0		2014, USU won 191.750-191.650
Iowa State	2-3-0	1-0-0		1-3-0	1-2-0	2011, Iowa State won 194.925-191.900
Jacksonville State	1-1-0	1-0-0		0-1-0	0-1-0	1981, USU won 140.300-136.550
Kent State	2-1-0	1-0-0		1-1-0	1-1-0	2016, USU won 194.100-193.500
Kentucky	3-6-0	1-0-0	0-1-0	2-5-0	0-3-0	2021, Kentucky won 197.125-196.025
Long Beach State	5-0-0	1-0-0		4-0-0		1986, USU won 183.850-170.500
Long Island University	1-0-0			1-0-0		2022, USU won 195.200-193.200
Louisville	0-3-0			0-3-0	0-3-0	1981, Louisville won 134.000-132.750
LSU	1-7-0	0-1-0	0-1-0	1-5-0	1-4-0	2021, LSU won 197.125-196.025
Michigan	2-3-0	0-1-0	0-1-0	2-1-0		2018, Michigan won 196.575-195.325
Michigan State	1-2-0	1-1-0	0-1-0			1988, Michigan State won 184.350-182.750
Minnesota	10-12-0	3-1-0	1-5-0	6-6-0	3-4-0	2022, Minnesota won 197.825-196.825
Missouri	5-4-0	2-1-0	0-2-0	3-1-0	1-1-0	2004, Missouri won 196.350-195.350
Missouri State	0-1-0			0-1-0	0-1-0	1979, Missouri State won 137.700-133.700
Montana	5-0-0	2-0-0	1-0-0	2-0-0		1986, USU won 175.500-169.750
Montana State	7-0-0	5-0-0	2-0-0			1987, USU won 182.050-171.850
Nebraska	9-18-0	2-2-0	0-6-0	7-10-0	3-11-0	2017, Nebraska won 197.175-196.200
New Hampshire	3-2-0	3-0-0	0-2-0			2017, UNH won 195.175-194.075
New Mexico	18-4-0	6-1-0	6-1-0	6-2-0	9-1-0	1991, USU won 189.250-182.300
North Carolina	1-0-0			1-0-0		1990, USU won 186.900-177.500
North Carolina State	2-2-0	2-0-0	0-1-0	0-1-0		2017, USU won 195.400-193.900
Northern Colorado	16-2-0	6-1-0		10-1-0	5-0-0	1984, USU won 179.000-166.550
Ohio State	1-4-0	0-1-0	0-1-0	1-2-0	1-1-0	2003, Ohio State won 196.925-195.100
Oklahoma	8-17-0	2-1-0	2-2-0	4-14-0	4-8-0	2022, OU won 197.900-196.350
Oklahoma State	5-2-0	2-0-0	2-0-0	1-2-0	1-2-0	1986, USU won 184.000-182.200
Oral Roberts	3-0-0	1-0-0	1-0-0	1-0-0	1-0-0	1982, USU won 137.450-136.950
Oregon	1-0-0	1-0-0				1980, USU won 137.450-134.650
Oregon State	1-17-0	1-4-0	0-7-0	0-6-0	0-4-0	2014, OSU won 196.675-194.025
Penn State	1-10-0	0-3-0	1-2-0	0-5-0	0-5-0	2018, PSU won 196.675-195.725
Pittsburgh	1-4-0	0-1-0	0-1-0	1-2-0	0-2-0	2019, USU won 196.075-195.100
Rhode Island	2-0-0	1-0-0		1-0-0		2003, USU won 194.350-190.825
Rutgers	0-1-0			0-1-0		2013, Rutgers won 193.925-192.150
Sacramento State	12-15-0	4-5-0	1-6-0	7-4-0	3-7-0	2020, USU won 196.800-192.700

Boldface indicates 2023 opponents



Team	Overall W-L-T	Home W-L-T	Away W-L-T	Neutral W-L-T	Postseason W-L-T	Last Meeting
San Diego State	4-1-1	2-0-0	1-1-0	1-0-1		1985, SDSU won 175.750-175.200
San José State	16-16-0	6-4-0	3-6-0	7-6-0	9-4-0	2018, USU won 195.450-194.275
Seattle Pacific	11-0-0	2-0-0		9-0-0		2015, USU won 195.750-194.025
Southern Cal	4-6-0	1-0-0	1-0-0	2-6-0	0-1-0	1986, USU won 176.850-149.700
Southeast Missouri	1-0-0			1-0-0		2017, USU won 196.200-190.325
Southern Colorado	1-0-0			1-0-0		1977, USU won 131.650-99.600
Southern Illinois	2-1-0	1-0-0		1-1-0	1-0-0	1982, USU won 137.450-133.250
Southern Utah	56-54-0	29-15-0	17-22-0	10-17-0	8-14-0	2022, USU won 197.025-196.500
Spokane College	1-0-0			1-0-0		1986, USU won 175.500-160.250
Stanford	5-8-0	3-0-0	0-1-0	2-7-0	0-2-0	2022, Stanford won 196.325-195.775
Temple	1-0-0			1-0-0		2022, USU won 195.200-193.625
Texas Woman's	9-3-0	3-0-0	3-3-0	3-0-0		2018, USU won 195.725-194.925
Towson	2-0-0	2-0-0				2022, USU won 196.725-196.000
UC Davis	6-2-0	3-0-0	1-1-0	2-1-0	0-1-0	2020, USU won 195.725-193.700
UCLA	3-15-0	1-1-0	1-9-0	1-5-0	1-4-0	2020, UCLA won 197.425-194.750
UC Santa Barbara	14-0-0	5-0-0	3-0-0	6-0-0	10-0-0	2001, USU won 195.675-193.575
Utah	3-93-0	2-28-0	0-41-0	1-24-0	0-32-0	2022, Utah won 197.100-195.875
UTEP	7-0-0	2-0-0	2-0-0	3-0-0	3-0-0	1981, USU won 142.400-128.000
Washington	10-13-0	5-1-0	0-8-0	5-4-0	0-2-0	2022, Washington won 196.825-195.775
Washington State	6-0-0	4-0-0	1-0-0	1-0-0	1-0-0	1986, USU won 183.850-138.350
Weber State	2-0-0	1-0-0		1-0-0		1978, USU won 134.250-106.650
W. Australian State Team	1-0-0	1-0-0				1981, USU won 133.950-132.500
West Virginia	3-5-0	1-0-0	1-0-0	1-5-0	0-3-0	2019, USU won 196.075-195.575
William & Mary	1-0-0			1-0-0		2003, USU won 194.350-193.175
Wisconsin	2-0-0	1-0-0	1-0-0			1990, USU won 187.450-184.500
Wisconsin-Eau Claire	2-0-0			2-0-0		2011, USU won 191.350-181.675
Wisconsin-La Crosse	1-0-0			1-0-0		2007, USU won 190.000-185.100
Yale	1-0-0			1-0-0		2010, USU won 191.650-186.525
Program Totals:	543-651-4	221-142-0	103-236-2	219-273-2	120-242-1	

Boldface indicates 2023 opponents

UTAH STATE GYMNASTICS SPECTRUM ATTENDANCE HIGHS

Date	Attendance	Meet (Result)
1. 3/12/94	6,255	Utah (L, 194.200-192.800)
2. 1/24/97	6,208	Utah (L, 196.750-193.625)
3. 3/11/95	5,493	Utah (L, 197.175-193.925)
4. 1/19/96	5,210	Utah (L, 192.350-188.050)
5. 2/20/91	5,123	Utah (L, 192.400-190.800)
6. 4/3/93	5,047	NCAA Regionals (5/7, 189.950)
7. 2/24/92	4,884	Utah (L, 195.650-190.650)
8. 2/2/98	4,792	Utah (L, 195.950-193.400)
9. 2/26/99	4,156	Utah, BSU (2/3, 195.675)
10. 3/1/93	4,127	Utah (L, 195.850-191.400)
11. 1/14/05	4,123	Utah (L, 195.675-193.850)
12. 1/30/93	4,040	BYU (L, 194.175-193.125)
13. 3/4/89	3,815	Utah (L, 191.600-188.900)
14. 3/7/94	3,553	BYU (W, 193.750-192.975)
15. 2/3/17	3,313	BYU (W, 195.850-194.850)
16. 1/24/14	3,286	BYU (W, 193.200-192.200)
17. 2/11/91	3,156	Boise St. (W, 192.000-188.900)
18. 2/6/02	3,112	BYU (L, 195.425-191.925)
19. 1/31/97	3,111	Minnesota (W, 193.825-193.650)
20. 3/30/96	3,068	Big West Champ. (1/5, 193.650)



ALL-TIME
OPONENTS
HISTORY

ALL-TIME OPPONENTS HISTORY

ADAMS STATE (1-0)

H: 0-0 A: 0-0 N: 1-0
2/21/81 W 138.200-120.900 N

AIR FORCE (14-1)

H: 3-0 A: 6-0 N: 5-1
1/9/78 W 131.650-116.650 A
2/18/78 W 134.250-116.250 A
12/8/78 W 126.000-110.700 A
2/21/81 W 138.200-131.650 N
1/27/94 W 188.675-181.025 N
4/7/01 W 191.200-190.200 N
4/6/02 L 193.775-193.400 N
1/17/04 W 192.800-191.650 A
2/9/08 W 192.275-186.375 N
3/16/12 W 192.975-191.175 N
2/8/13 W 193.575-193.200 H
2/1/14 W 195.225-192.875 A
1/9/15 W 193.975-186.675 H
1/25/19 W 195.550-192.375 A
1/14/22 W 194.950-191.975 H

ALABAMA (0-5)

H: 0-1 A: 0-3 N: 0-1
4/2/82 L 142.850-137.450 N
4/19/91 L 195.125-185.950 A
3/14/98 L 196.950-193.500 A
3/13/99 L 196.850-195.575 H
4/9/05 L 196.675-192.375 A

ALASKA ANCHORAGE (6-0)

H: 3-0 A: 0-0 N: 3-0
3/16/87 W 186.700-97.400 H
2/6/88 W 179.550-138.100 N
1/21/94 W 186.400-169.875 N
1/26/02 W 191.475-184.300 N
3/2/07 W 194.525-186.750 H
2/22/19 W 194.925-192.675 H

ARIZONA (12-24-1)

H: 3-2 A: 2-5 N: 7-17-1
1/27/78 W 135.450-134.000 N
1978 W 136.200-135.900 N
3/10/78 W 134.700-130.250 N
1/26/79 W 133.650-127.950 A
2/23/79 W 133.700-129.900 N
3/17/79 W 133.300-132.500 H
2/9/80 W 136.550-132.200 H
2/29/80 W 137.700-136.550 N
3/26/83 W 174.350-169.850 H
3/24/84 L 181.100-168.850 N
1/12/85 L 181.500-170.850 N
2/7/86 L 183.550-176.850 A
2/15/86 W 184.700-183.700 N
4/5/86 L 184.850-182.750 N
1/30/87 L 185.150-181.700 A
4/11/87 L 187.250-182.600 N
1/16/88 L 182.700-181.950 N
4/9/88 L 186.450-184.800 N
2/25/89 L 190.700-187.500 N
4/1/89 L 188.900-188.300 N
4/7/90 L 188.775-187.550 N
4/6/91 L 191.925-190/575 A
4/19/91 L 187.475-185.950 N
4/6/92 L 194.100-189.350 N
4/3/93 L 193.980-189.850 H
4/9/94 L 190.050-188.450 N
4/8/95 L 192.875-191.950 N
3/1/96 L 195.075-192.600 N
4/13/96 L 195.750-193.050 N
4/5/97 L 193.875-193.675 N
4/4/98 L 194.750-191.175 N
1/21/01 W 193.850-193.350 N
1/14/11 L 192.725-192.000 H
3/16/12 L 196.525-192.975 A
1/6/17 L 194.025-191.600 A
4/2/21 T 196.025-196.025 T
1/22/22 W 196.350-193.775 A

ARIZONA STATE (4-34)

H: 2-7 A: 1-8 N: 1-19
1/28/78 W 139.900-139.250 H
3/10/78 L 138.500-134.700 N
12/8/78 L 126.650-126.000 N
1/27/79 W 131.700-131.550 A
2/23/79 W 133.700-130.000 N
3/17/79 L 133.400-133.300 H
2/9/80 L 139.950-136.550 H
4/4/80 L 136.950-131.450 N
4/10/81 L 141.600-132.750 N
3/26/83 L 186.900-174.350 H
2/18/84 L 182.000-174.550 N
3/24/84 L 184.700-168.850 N
4/5/86 L 187.700-182.750 N
4/11/87 L 189.000-182.600 A
1/29/88 L 185.250-180.650 A
4/9/88 L 187.100-184.800 N
4/1/89 L 190.000-188.300 N
4/7/90 L 187.800-187.550 N
2/15/91 L 188.900-187.350 A
3/23/91 W 192.350-190.450 H
4/6/91 L 190.750-190.575 N
4/19/91 L 187.650-185.950 N
2/21/92 L 192.600-189.250 A
3/6/92 L 191.800-187.100 N
4/6/92 L 191.950-189.350 N
1/22/93 L 190.050-189.700 H
4/3/93 L 193.200-189.850 H
4/9/94 L 191.875-188.450 A
4/8/95 L 193.250-191.950 N
2/16/96 L 195.850-190.775 A
4/13/96 L 194.075-193.050 N
4/5/97 L 195.225-193.675 N
4/4/98 L 195.025-191.175 A
1/11/02 L 193.350-191.700 A
3/8/02 L 196.100-195.425 H
1/23/04 L 194.250-194.150 N
2/3/12 L 194.600-192.575 H
4/5/14 L 194.425-191.875 N

ARKANSAS (0-2)

H: 0-0 A: 0-2 N: 0-0
4/5/14 L 196.375-191.875 A
3/11/16 L 196.775-194.825 A

AUBURN (2-3)

H: 1-1 A: 1-0 N: 0-2
4/19/91 L 187.650-185.950 N
2/19/96 W 193.425-191.450 H
3/6/98 L 192.200-191.725 H
3/20/99 W 193.925-193.225 A
4/9/05 L 194.800-192.375 N

AUSTRALIAN NAT'L TEAM (1-0)

H: 1-0 A: 0-0 N: 0-0
12/15/81 W 141.700-141.250 H

BALL STATE (1-1)

H: 1-0 A: 0-0 N: 0-1
1/17/10 L 192.850-191.650 N
2/4/22 W 196.425-194.350 H

BOISE STATE (58-53-1)

H: 28-16 A: 18-20-1 N: 12-17
1/11/80 W 129.100-121.700 H
1/7/81 W 139.050-132.400 H
3/7/81 W 138.250-131.450 A
2/19/82 W 141.900-134.450 A
2/7/83 W 175.450-164.000 H
3/26/83 W 174.350-166.300 H
1/16/84 W 176.200-169.550 H
2/11/84 W 172.600-170.600 A
1/5/85 W 174.650-169.700 A
1/14/85 W 177.500-169.050 H
2/17/86 W 184.050-174.100 H
2/6/88 W 179.550-179.150 A
2/29/88 W 187.050-179.350 H
3/18/89 W 186.600-186.150 N

1/29/90 W 186.250-184.650 H
2/19/90 W 185.350-184.600 A
3/24/90 W 188.850-184.550 N
2/11/91 W 192.000-183.800 H
3/2/91 W 188.900-187.700 A
2/21/92 W 189.250-184.250 N
3/14/92 W 191.900-185.950 N
3/16/92 W 189.950-185.950 H
2/4/93 L 191.550-190.450 A
3/8/93 W 191.650-190.650 H
1/21/94 W 186.400-184.875 N
1/31/94 W 189.050-184.475 H
2/11/94 W 192.125-188.225 A
2/17/95 W 192.275-190.875 A
2/27/95 W 190.400-187.975 H
3/25/95 W 190.550-190.400 N
1/29/96 W 192.650-189.600 H
3/23/96 W 194.150-193.300 A
3/30/96 W 193.650-191.925 H
1/18/97 W 193.000-189.550 A
2/21/97 W 195.475-193.625 H
3/22/97 L 194.300-194.075 N
1/17/98 W 190.650-190.200 A
2/20/98 L 194.450-193.425 H
3/21/98 W 194.525-194.275 A
2/6/99 W 193.125-192.700 A
2/26/99 W 195.675-194.200 H
3/27/99 L 195.475-195.200 N
2/26/00 W 191.625-190.100 H
3/7/00 W 194.725-194.650 A
3/18/00 L 196.225-194.250 H
1/15/01 L 192.225-188.800 A
1/26/01 W 194.075-193.600 H
3/24/01 W 195.675-194.250 N
2/1/02 L 192.775-192.550 A
2/22/02 L 193.250-192.850 N
2/27/02 W 193.400-193.350 H
3/22/02 W 195.550-194.900 H
1/19/03 W 192.875-191.475 N
1/24/03 W 195.350-193.675 H
3/29/03 L 195.650-194.350 N
1/30/04 L 195.700-194.100 A
2/20/04 W 195.350-194.050 H
3/19/04 L 196.675-194.300 A
2/18/05 W 194.550-193.400 A
2/25/05 W 195.450-194.200 H
3/25/05 W 195.150-193.700 N
2/17/06 L 193.525-192.225 A
3/10/06 L 194.425-193.300 H
3/25/06 L 193.775-193.100 H
1/25/07 W 194.225-190.700 N
2/1/07 W 193.725-191.650 H
3/23/07 W 194.775-192.725 A
3/31/07 W 195.175-193.300 N
1/11/08 L 192.625-187.925 A
1/22/08 L 195.700-192.400 H
3/29/08 L 194.925-194.150 A
1/30/09 L 194.350-193.600 A
2/20/09 L 191.950-191.375 N
2/27/09 L 195.325-190.250 N
3/21/09 L 196.525-192.425 N
1/29/10 L 191.625-191.125 H
3/5/10 L 195.625-189.225 A
3/27/10 L 195.700-193.675 N
2/18/11 L 196.250-193.600 H
2/27/11 L 195.475-192.650 A
3/19/11 L 195.700-191.850 N
1/27/12 W 194.050-193.525 H
3/2/12 L 196.125-192.750 A
1/18/13 L 194.875-191.250 A
2/23/13 L 194.525-192.150 N
3/15/13 L 195.300-194.125 H
3/23/13 L 196.225-195.100 N
2/15/14 L 196.000-194.025 N
3/22/14 L 196.900-196.075 N
1/30/15 L 195.975-194.275 H
2/15/15 L 195.925-194.475 A
3/21/15 L 196.625-195.125 N
4/4/15 L 195.375-195.150 N

2/26/15 L 196.425-194.675 H
3/19/16 L 197.025-195.875 A
2/17/17 L 196.700-196.300 H
3/2/17 L 196.700-195.675 A
3/18/17 L 197.050-196.100 H
2/2/18 L 196.625-195.100 H
2/16/18 L 196.875-194.900 A
3/24/18 L 196.875-195.825 N
2/8/19 L 196.075-194.975 H
3/1/19 L 197.125-195.025 A
3/22/19 L 196.950-193.800 N
2/7/20 W 195.675-193.850 H
2/21/20 T 196.800-196.800 A
2/6/21 L 196.350-196.250 A
2/13/21 L 196.400-195.325 H
3/20/21 L 196.725-196.250 H
2/18/22 L 196.950-195.800 A
3/19/22 W 197.025-196.550 A
3/31/22 W 196.825-196.425 N

BOWLING GREEN (3-1)

H: 1-0 A: 0-1 N: 2-0
3/16/14 W 196.000-194.175 N
1/13/17 W 195.400-193.275 H
1/13/18 L 194.825-192.975 A
2/23/18 W 195.325-194.750 N

BRIDGEPORT (1-1)

H: 0-0 A: 0-0 N: 1-1
3/16/12 L 193.525-192.975 N
2/20/17 W 195.700-193.225 N

BROWN (1-0)

H: 0-0 A: 0-0 N: 1-0
2/15/13 W 193.225-189.900 N

BYU (51-87-1)

H: 26-27 A: 10-37-1 N: 15-23
1/27/78 W 135.450-109.150 A
1/28/78 W 139.900-111.050 H
2/10/78 W 134.450-119.800 N
2/11/78 W 134.500-122.000 N
1/12/79 W 136.150-127.050 H
2/3/79 W 125.350-125.000 N
3/17/79 W 133.300-129.950 H
1/25/80 L 137.150-129.350 H
1/26/80 L 140.100-135.250 A
2/9/80 L 137.550-136.550 H
3/22/80 L 142.100-141.150 N
4/4/80 L 137.500-131.450 N
1/12/81 W 139.550-136.550 H
2/9/81 W 140.300-140.150 H
2/21/81 W 138.200-138.100 N
3/28/81 L 144.450-142.400 N
4/10/81 L 136.000-132.750 N
2/8/82 L 145.100-142.500 H
3/12/82 L 143.650-138.950 A
3/20/82 L 144.000-142.200 A
4/2/82 L 140.850-137.450 N
1/4/83 W 170.750-170.250 H
3/26/83 L 175.550-174.350 H
1/31/84 W 179.000-175.600 H
3/13/84 L 179.300-174.850 A
2/2/85 L 178.000-175.300 A
3/15/85 L 181.900-181.600 H
2/7/86 L 177.350-176.850 N
3/3/86 W 184.750-176.750 H
3/15/86 W 181.200-177.650 A
3/22/86 W 181.150-177.750 N
1/30/87 W 181.700-175.450 N
2/20/87 W 182.700-177.200 A
3/16/87 W 186.700-177.150 H
3/28/87 W 184.850-178.550 N
1/16/88 W 181.950-176.850 A
2/19/88 W 184.200-180.050 A
3/7/88 W 187.350-182.450 H
3/26/88 W 186.400-185.000 H
2/6/89 W 184.600-184.500 H
3/18/89 L 188.800-186.600 A



ALL-TIME OPPONENTS HISTORY

Table of opponents and scores for Utah State Aggies, including entries like 3/25/89 L 190.550-188.500 A and 3/18/17 L 195.025-194.850 N.

CALIFORNIA (5-9)

H: 3-1 A: 0-4 N: 2-4

Table of opponents and scores for California, including entries like 2/29/80 W 137.700-125.900 N and 3/10/85 L 180.750-178.950 A.

CAL POLY POMONA (1-0)

H: 0-0 A: 0-0 N: 1-0

Table of opponents and scores for Cal Poly Pomona, including entry 1/11/86 W 175.800-143.000 N.

CAL STATE FULLERTON (22-14)

H: 9-1 A: 5-5 N: 8-8

Table of opponents and scores for Cal State Fullerton, including entries like 2/23/79 L 140.150-133.700 N and 3/30/79 L 143.800-133.700 N.

CAL STATE NORTHRIDGE (1-0)

H: 0-0 A: 0-0 N: 1-0

Table of opponents and scores for Cal State Northridge, including entry 2/18/84 W 174.550-164.850 N.

CENTENARY (4-0)

H: 1-0 A: 0-0 N: 3-0

Table of opponents and scores for Centenary, including entries like 1/15/06 W 192.875-188.125 N and 3/14/08 W 193.900-192.025 N.

CENTRAL MICHIGAN (1-5)

H: 1-1 A: 0-2 N: 0-2

Table of opponents and scores for Central Michigan, including entries like 3/7/03 L 195.250-195.225 N and 3/10/03 W 195.850-195.075 H.

CLARION STATE (1-1)

H: 0-0 A: 1-0 N: 0-1

Table of opponents and scores for Clarion State, including entries 3/30/79 L 141.750-133.700 N and 1/22/83 W 158.300-93.450 A.

COLORADO (7-0)

H: 1-0 A: 2-0 N: 4-0

Table of opponents and scores for Colorado, including entries like 2/3/78 W 141.000-138.650 N and 3/10/78 W 134.700-119.400 N.

COLORADO STATE (8-0)

H: 1-0 A: 1-0 N: 6-0

Table of opponents and scores for Colorado State, including entries like 1/9/78 W 131.650-115.650 N and 2/4/78 W 142.000-122.650 H.

CORNELL (1-0)

H: 0-0 A: 0-0 N: 1-0

Table of opponents and scores for Cornell, including entry 2/17/19 W 196.075-193.075 N.

DENVER (20-32)

H: 8-7 A: 3-16 N: 9-9

Table of opponents and scores for Denver, including entries like 1/9/78 W 131.650-121.550 N and 2/17/78 W 131.900-128.800 A.

Table of opponents and scores for Eastern Kentucky, Eastern Michigan, Eastern Montana, Florida, George Washington, Georgia, Hamline, and Houston Baptist.

EASTERN KENTUCKY (1-0)

H: 0-0 A: 0-0 N: 1-0

Table of opponents and scores for Eastern Kentucky, including entry 3/30/79 W 133.700-130.450 N.

EASTERN MICHIGAN (1-0)

H: 0-0 A: 0-0 N: 1-0

Table of opponents and scores for Eastern Michigan, including entry 1/12/19 W 194.600-192.700 N.

EASTERN MONTANA (1-0)

H: 0-0 A: 0-0 N: 1-0

Table of opponents and scores for Eastern Montana, including entry 1/9/78 W 131.650-102.300 N.

FLORIDA (0-6)

H: 0-2 A: 0-0 N: 0-4

Table of opponents and scores for Florida, including entries like 4/4/80 L 132.650-131.450 N and 4/10/81 L 141.350-132.750 N.

GEORGE WASHINGTON (0-1)

H: 0-0 A: 0-0 N: 0-1

Table of opponents and scores for George Washington, including entry 2/12/16 L 195.750-195.100 N.

GEORGIA (1-8)

H: 0-3 A: 0-0 N: 1-5

Table of opponents and scores for Georgia, including entries like 3/30/79 W 133.700-131.600 N and 4/2/82 L 141.300-137.450 N.

HAMLIN (1-0)

H: 1-0 A: 0-0 N: 0-0

Table of opponents and scores for Hamline, including entry 1/25/13 W 192.875-181.975 H.

HOUSTON BAPTIST (2-1)

H: 1-0 A: 0-0 N: 1-1

Table of opponents and scores for Houston Baptist, including entries like 4/9/88 W 184.800-182.350 N and 2/13/89 W 185.300-182.150 H.

ILLINOIS (1-1)

H: 1-0 A: 0-0 N: 0-1

Table of opponents and scores for Illinois, including entries 2/5/81 W 137.850-131.200 H and 4/2/16 L 195.350-195.025 N.



ALL-TIME OPPONENTS HISTORY

ILLINOIS-CHICAGO (2-0)

H: 0-0 A: 1-0 N: 1-0
1/12/03 W 192.050-191.700 N
3/13/16 W 194.725-191.025 A

ILLINOIS STATE (0-1)

H: 0-0 A: 0-0 N: 0-1
3/2/02 L 193.000-191.700 N

IOWA (3-1)

H: 0-0 A: 1-0 N: 2-1
1/16/89 W 181.450-178.750 N
1/20/91 W 186.250-184.350 N
3/12/11 L 196.450-193.150 N
1/11/14 W 191.750-191.650 A

IOWA STATE (2-3)

H: 1-0 A: 0-0 N: 1-3
2/8/93 W 187.800-183.400 N
4/10/99 W 194.575-194.175 H
4/7/01 L 193.375-191.200 N
4/9/05 L 195.625-192.375 N
1/29/11 L 194.925-191.900 N

JACKSONVILLE STATE (1-1)

H: 1-0 A: 0-0 N: 0-1
4/4/80 L 135.150-131.450 N
2/9/81 W 140.300-136.500 H

KENT STATE (2-1)

H: 1-0 A: 0-0 N: 1-1
3/30/79 W 133.700-129.800 N
4/9/05 L 192.500-192.375 N
1/15/16 W 194.100-193.500 H

KENTUCKY (3-6)

H: 1-0 A: 0-1 N: 2-5
1/30/87 W 181.700-174.700 N
3/3/90 W 186.900-185.400 N
1/10/94 W 183.675-175.200 H
3/19/05 L 195.375-194.550 N
4/9/05 L 193.325-192.375 N
3/14/08 L 195.200-193.900 N
1/10/09 L 191.100-187.150 A
4/1/17 L 196.200-194.850 N
4/2/21 L 197.125-196.025 N

LONG BEACH ST. (5-0)

H: 1-0 A: 0-0 N: 4-0
2/23/79 W 133.700-128.200 N
2/27/80 W 137.300-115.650 N
3/2/85 W 175.200-170.800 N
3/10/85 W 178.950-174.600 N
3/10/86 W 183.850-170.500 H

LONG ISLAND (1-0)

H: 0-0 A: 0-0 N: 1-0
3/12/22 W 195.200-193.200 N

LSU (1-7)

H: 0-1 A: 0-1 N: 1-5
3/30/79 W 133.700-131.950 N
2/9/80 L 138.150-136.550 H
4/4/80 L 137.900-131.450 N
2/15/81 L 142.670-138.600 A
4/10/81 L 135.450-132.750 N
4/19/91 L 188.600-185.950 N
1/15/06 L 194.050-192.875 N
4/2/21 L 197.125-196.025 N

LOUISVILLE (0-3)

H: 0-0 A: 0-0 N: 0-3
3/30/79 L 133.900-133.700 N
4/4/80 L 137.400-131.450 N
4/10/81 L 134.000-132.750 N

MICHIGAN (2-3)

H: 0-1 A: 0-1 N: 2-1
2/25/89 W 187.500-184.100 N

1/20/91 W 186.250-184.750 N
2/22/93 L 192.250-191.150 H
3/15/97 L 196.800-195.550 A
2/23/18 L 196.575-195.325 N

MICHIGAN STATE (1-2)

H: 1-1 A: 0-1 N: 0-0
3/28/78 W 141.950-141.850 H
3/23/87 L 185.800-185.650 H
2/26/88 L 184.350-182.750 A

MINNESOTA (10-12)

H: 3-1 A: 1-5 N: 6-6
2/29/80 L 140.700-137.700 N
4/4/80 W 131.450-130.050 N
2/27/81 W 140.950-135.100 N
4/2/82 L 140.650-137.450 N
1/24/83 L 177.450-175.000 A
2/6/84 W 180.250-178.050 N
3/24/84 L 176.300-168.850 N
3/15/86 W 181.200-180.950 N
1/19/87 W 184.750-178.850 H
1/30/87 W 181.700-178.850 N
1/16/88 W 181.950-174.000 N
2/4/90 W 186.500-186.000 A
2/6/95 L 190.650-190.100 N
1/31/97 W 193.825-193.650 H
2/7/98 L 194.000-189.875 A
4/10/99 W 194.575-194.200 H
4/1/00 L 194.750-192.950 A
3/18/06 L 194.850-191.175 A
3/17/07 L 195.200-193.800 H
4/14/07 L 192.900-192.525 N
3/12/22 L 197.850-195.200 A
3/31/22 L 197.825-196.825 N

MISSOURI (5-4)

H: 2-1 A: 0-2 N: 3-1
4/10/81 W 132.750-130.000 N
1/15/83 W 174.250-167.300 N
3/6/89 W 188.100-181.500 H
1/20/91 L 188.200-186.250 A
3/12/00 W 195.900-195.050 N
2/17/01 W 193.900-193.025 H
3/2/02 L 194.775-191.700 A
4/6/02 L 195.000-193.400 N
2/20/04 L 196.350-195.350 H

MISSOURI STATE (0-1)

H: 0-0 A: 0-0 N: 0-1
3/30/79 L 137.700-133.700 N

MONTANA (5-0)

H: 2-0 A: 1-0 N: 2-0
2/19/82 W 141.900-133.450 N
2/13/84 W 172.150-166.000 H
1/12/85 W 170.850-167.450 A
1/21/85 W 176.400-169.700 H
1/31/86 W 175.500-169.750 N

MONTANA STATE (7-0)

H: 5-0 A: 2-0 N: 0-0
2/9/81 W 140.300-123.600 H
2/8/82 W 142.500-133.800 H
1/31/83 W 177.150-153.150 H
2/18/83 W 168.200-157.650 A
2/17/86 W 184.050-169.500 H
2/7/87 W 178.900-171.300 A
2/23/87 W 182.050-171.850 H

NEBRASKA (9-18)

H: 2-2 A: 0-6 N: 7-10
1/9/78 W 131.650-130.050 N
12/8/78 W 126.000-123.600 N
3/30/79 W 133.700-131.950 N
1/11/80 L 131.200-129.100 H
4/4/80 W 131.450-126.700 N
3/15/81 L 139.700-139.450 A
1/18/82 W 142.850-142.650 H

4/5/86 W 182.750-181.600 N
4/11/87 L 185.150-182.600 N
2/22/88 W 185.600-185.200 N
4/9/88 L 187.050-184.800 N
4/1/89 L 192.400-188.300 N
4/7/90 L 191.225-187.550 N
4/6/91 W 190.575-188.275 N
3/16/92 L 190.000-189.950 H
4/6/92 L 191.225-189.350 N
4/3/93 W 189.850-187.575 H
4/9/94 L 190.100-188.450 N
1/15/95 L 190.275-188.400 A
4/8/95 L 194.725-191.950 A
2/16/96 L 193.925-190.775 N
4/13/96 L 195.300-193.050 N
4/5/97 L 195.150-193.675 N
4/4/98 L 194.275-191.175 N
2/27/00 L 196.775-192.750 A
3/6/16 L 197.350-195.750 A
2/25/17 L 197.175-196.200 A

NEW HAMPSHIRE (3-2)

H: 3-0 A: 0-2 N: 0-0
3/19/90 W 188.800-186.500 H
2/15/08 W 192.425-190.900 H
1/17/10 L 195.500-191.650 A
3/4/16 W 196.025-193.825 H
1/29/17 L 195.175-194.075 L

NEW MEXICO (18-4)

H: 6-1 A: 6-1 N: 6-2
1/9/78 W 131.650-122.800 N
2/10/78 W 134.450-130.550 A
3/10/78 W 134.700-129.900 A
2/1/80 W 133.100-132.650 A
3/22/80 W 141.150-135.950 N
3/28/81 W 142.400-138.850 A
3/26/83 W 174.350-132.450 H
3/6/84 L 178.550-174.800 H
2/22/85 L 178.250-174.000 N
2/15/86 W 184.700-182.300 A
3/22/86 W 181.150-171.600 N
3/9/87 W 186.150-184.100 H
3/28/87 L 185.400-184.850 N
4/11/87 W 182.600-180.700 N
3/26/88 W 186.400-184.500 H
3/11/89 L 188.400-184.500 A
3/18/89 W 186.600-184.500 N
3/20/89 W 188.500-185.700 H
3/24/90 W 188.850-188.000 N
3/26/90 W 192.600-186.000 H
2/24/91 W 191.400-184.950 A
3/11/91 W 189.250-182.300 H

NORTH CAROLINA (1-0)

H: 0-0 A: 0-0 N: 1-0
3/3/90 W 186.900-177.500 N

NORTH CAROLINA ST. (2-2)

H: 2-0 A: 0-1 N: 0-1
2/14/03 L 195.575-194.350 A
3/14/03 W 196.675-195.775 H
1/8/06 L 188.575-187.925 N
1/13/17 W 195.400-193.900 H

NORTHERN COLO. (16-2)

H: 6-1 A: 0-0 N: 10-1
1/9/78 W 131.650-124.800 N
2/4/78 W 142.000-126.100 H
2/18/78 W 134.250-130.700 N
1978 W 136.200-130.450 N
3/10/78 W 134.700-130.200 N
12/8/78 L 128.150-126.000 N
12/8/78 W 126.000-106.750 N
2/2/79 W 131.700-124.950 N
3/17/79 W 133.300-131.750 H
1/25/80 L 132.650-129.350 H
3/22/80 W 141.150-137.250 N
2/9/81 W 140.300-134.500 H

2/21/81 W 138.200-135.200 N
3/28/81 W 142.400-138.000 N
2/8/82 W 142.500-134.900 H
3/20/82 W 142.200-138.750 N
1/13/83 W 170.400-163.150 H
1/31/84 W 179.000-166.550 H

OHIO STATE (1-4)

H: 0-1 A: 0-1 N: 1-2
12/8/78 L 127.900-126.000 N
4/10/81 W 132.750-132.300 N
4/2/82 L 141.050-137.450 N
2/28/03 L 196.375-195.275 H
3/22/03 L 196.925-195.100 A

OKLAHOMA (8-17)

H: 2-1 A: 2-2 N: 4-14
3/24/84 L 176.100-168.850 N
2/7/86 L 177.450-176.850 N
3/29/86 W 182.550-182.150 A
4/5/86 L 184.100-182.750 N
3/11/87 L 186.250-186.100 H
4/11/87 L 184.600-182.600 N
4/9/88 W 184.800-184.550 A
4/1/89 L 190.000-188.300 N
4/7/90 L 187.825-187.550 N
4/6/91 W 190.575-188.125 N
2/14/92 W 190.500-186.400 H
3/21/92 L 192.750-191.550 A
4/6/92 W 189.350-188.700 N
4/3/93 W 189.850-187.900 H
1/27/94 W 188.675-184.350 N
4/9/94 L 189.800-188.450 N
4/8/95 W 191.950-191.050 N
4/4/98 L 193.125-191.175 N
1/21/01 L 195.300-193.850 N
1/19/03 L 195.950-192.875 A
2/9/08 L 195.925-192.275 N
1/21/12 L 197.450-192.325 N
2/12/16 L 197.675-195.100 N
4/1/17 L 198.075-194.850 N
1/22/22 L 197.900-196.350 N

OKLAHOMA STATE (5-2)

H: 2-0 A: 2-0 N: 1-2
2/21/80 W 137.450-134.000 H
4/4/80 W 131.450-131.050 N
4/10/81 L 138.450-132.750 N
2/14/82 W 139.900-139.800 A
3/5/82 W 140.050-136.700 H
4/2/82 L 138.500-137.450 N
3/27/86 W 184.000-182.200 A

ORAL ROBERTS (3-0)

H: 1-0 A: 1-0 N: 1-0
1/25/82 W 143.650-140.250 H
2/16/82 W 143.450-138.400 A
4/2/16 W 137.450-136.950 N

OREGON (1-0)

H: 1-0 A: 0-0 N: 0-0
2/21/80 W 137.450-134.650 H

OREGON STATE (1-17)

H: 1-4 A: 0-7 N: 0-6
1/27/79 L 134.350-131.700 N
3/30/79 L 134.550-133.700 N
4/4/80 L 140.150-131.450 N
4/10/81 L 141.150-132.750 N
2/11/83 L 181.750-178.350 H
1/28/84 L 180.950-177.150 A
2/22/85 L 185.850-174.000 A
3/4/85 L 183.300-180.450 H
2/3/86 L 182.750-182.050 A
2/29/88 L 188.900-187.050 H
2/18/89 L 188.700-183.500 A
1/11/91 L 190.100-186.000 H
4/19/91 L 192.350-185.950 N
3/6/92 L 194.400-187.100 A



ALL-TIME OPPONENTS HISTORY

2/12/93	W 190.600-189.000	H
1/27/95	L 192.525-184.850	A
3/9/07	L 195.375-194.675	N
2/15/14	L 196.675-194.025	A

PENN STATE (1-10)

H: 0-3 A: 1-2 N: 0-5

3/30/79	L 143.700-133.700	A
3/4/80	L 146.100-137.850	H
4/4/80	L 145.500-131.450	N
2/13/81	L 146.200-132.800	A
4/10/81	L 141.800-132.750	N
3/6/82	L 144.400-139.800	H
1/21/83	W 171.300-169.300	A
3/8/84	L 180.800-179.200	H
4/19/91	L 190.950-185.950	N
4/14/07	L 195.775-192.525	N
3/9/18	L 196.675-195.725	N

PITTSBURGH (1-4)

H: 0-1 A: 0-1 N: 1-2

3/30/79	L 133.850-133.700	N
4/10/81	L 135.400-132.750	N
3/6/09	L 194.550-192.675	H
1/12/19	L 194.750-194.600	A
2/17/19	W 196.075-195.100	N

RHODE ISLAND (2-0)

H: 1-0 A: 0-0 N: 1-0

3/12/90	W 188.700-179.900	H
2/14/03	W 194.350-190.825	N

RUTGERS (0-1)

H: 0-0 A: 0-0 N: 0-1

2/23/13	L 193.925-192.150	N
---------	-------------------	---

SACRAMENTO STATE (12-15)

H: 4-5 A: 1-6 N: 7-4

3/20/93	W 189.500-183.950	N
3/27/94	W 190.450-185.075	N
1/23/98	W 187.125-178.825	N
1/22/99	W 191.025-187.125	H
2/4/00	L 190.475-190.450	A
2/24/06	L 193.750-192.175	H
3/25/06	L 193.950-193.100	H
1/7/07	L 191.375-190.000	A
3/31/07	L 195.275-195.175	N
1/18/08	L 192.575-191.050	H
3/29/08	L 194.275-194.150	N
2/27/09	L 192.050-190.250	A
3/21/09	L 195.350-192.425	N
3/19/10	L 194.650-192.050	H
3/27/10	W 193.675-192.650	N
2/11/11	L 192.000-190.625	A
3/19/11	L 193.550-191.850	N
2/17/12	W 193.875-193.400	H
3/24/12	L 195.675-194.775	H
3/1/13	L 193.800-193.400	A
3/23/13	L 195.500-195.100	N
2/28/14	W 195.100-193.650	H
3/8/15	W 195.750-195.050	N
3/15/15	W 196.325-196.000	A
1/19/18	W 195.450-193.275	H
2/9/18	W 195.000-194.400	N
2/21/20	W 196.800-192.700	N

SAN DIEGO STATE (4-1-1)

H: 2-0 A: 1-1 N: 1-0-1

2/23/79	W 133.700-127.300	N
2/24/79	W 130.850-128.350	A
3/1/80	W 136.750-135.550	H
2/22/82	W 145.750-143.400	H
2/22/85	T 174.000-174.000	N
3/2/85	L 175.750-175.200	A

SAN JOSÉ STATE (16-16)

H: 6-4 A: 3-6 N: 7-6

2/29/80	W 137.700-123.950	N
3/28/92	W 192.700-189.750	H

3/20/93	W 189.500-182.450	N
3/27/94	W 190.450-180.050	A
3/25/95	W 190.550-183.900	N
3/30/96	W 193.650-191.525	H
2/26/01	L 193.975-193.750	H
1/26/02	L 192.425-191.475	A
1/17/04	L 193.875-192.800	N
1/23/04	W 194.150-193.875	N
1/8/06	L 188.450-187.925	N
3/25/06	W 193.100-192.800	H
1/25/07	W 194.225-193.025	A
3/31/07	W 195.175-193.750	N
3/7/08	W 194.450-194.125	H
3/29/08	L 194.725-194.150	N
2/20/09	L 194.850-191.375	N
3/8/09	L 194.150-191.150	A
3/21/09	L 194.875-192.425	N
3/12/10	L 194.675-193.725	H
3/27/10	W 193.675-193.600	N
1/21/11	L 194.700-191.350	A
3/19/11	L 193.925-191.850	A
2/10/12	L 194.950-194.875	H
3/24/12	L 194.800-194.775	H
2/15/13	L 194.550-193.225	A
3/23/13	W 195.100-194.700	N
1/26/14	L 195.400-194.400	N
3/7/14	W 195.525-195.100	H
3/8/15	W 195.750-195.675	A
3/5/17	L 195.150-194.025	A
1/19/18	W 195.450-194.275	H

SEATTLE PACIFIC (11-0)

H: 2-0 A: 0-0 N: 9-0

3/7/81	W 138.250-126.800	N
2/19/82	W 141.900-133.450	N
1/12/85	W 170.850-169.050	N
2/17/86	W 184.050-173.500	H
1/27/95	W 184.850-177.050	N
2/17/06	W 192.225-188.375	N
1/25/07	W 194.225-189.875	N
2/1/14	W 195.225-190.250	N
2/15/14	W 194.025-192.650	N
2/6/15	W 194.725-192.075	H
3/8/15	W 195.750-194.025	N

SE MISSOURI (1-0)

H: 0-0 A: 0-0 N: 1-0

2/25/17	W 196.200-190.325	N
---------	-------------------	---

SOUTHERN CAL (4-6)

H: 1-0 A: 1-0 N: 2-6

1978	L 143.050-136.200	N
2/17/79	W 135.500-134.600	H
2/23/79	L 134.050-133.700	N
3/30/79	L 135.250-133.700	N
2/27/80	W 137.300-137.050	A
2/29/80	L 139.150-137.700	N
4/10/81	L 137.000-132.750	N
1/28/84	L 180.650-177.150	N
2/18/84	W 174.550-174.400	N
2/7/86	W 176.850-149.700	N

SOUTHERN COLO. (1-0)

H: 0-0 A: 0-0 N: 1-0

1/9/78	W 131.650-99.600	N
--------	------------------	---

SOUTHERN ILLINOIS (2-1)

H: 1-0 A: 0-0 N: 1-1

1/13/78	W 135.950-129.750	H
4/4/80	L 132.850-131.450	N
4/2/82	W 137.450-133.250	N

SOUTHERN UTAH (56-54)

H: 29-15 A: 17-22 N: 10-17

2/14/83	W 178.250-147.600	H
1/29/85	W 175.050-150.150	H
1/11/86	W 175.800-147.550	A
2/23/87	W 182.050-153.150	H
1/11/88	W 180.650-141.450	H

2/13/89	W 185.300-158.650	H
1/15/90	W 181.950-174.400	A
1/22/90	W 182.950-175.350	H
1/26/91	W 189.300-181.350	A
2/4/91	W 188.750-182.550	H
1/20/92	W 185.550-184.000	N
3/2/92	W 191.700-187.500	A
3/14/92	W 191.900-188.850	N
3/16/92	W 189.950-187.800	H
1/18/93	W 188.450-186.300	N
2/15/93	W 190.950-189.950	A
3/8/93	L 191.800-191.650	H
2/28/94	W 190.350-184.775	H
3/21/94	W 188.050-185.875	A
2/6/95	L 190.300-190.100	N
3/6/95	W 193.950-192.775	H
3/20/95	W 193.950-192.275	A
2/5/96	W 193.275-192.775	A
2/19/96	W 193.425-193.250	H
2/24/97	W 194.750-194.475	A
3/10/97	W 196.025-193.775	H
2/23/98	L 192.875-192.200	A
3/6/98	W 191.725-189.400	H
1/22/99	W 191.025-189.700	H
2/12/99	W 193.950-191.950	A
3/6/99	W 194.275-193.475	H
2/14/00	W 194.575-193.300	A
2/18/00	W 194.525-193.575	H
2/27/00	L 193.075-192.750	N
4/1/00	W 192.950-191.800	N
2/2/01	W 194.350-194.025	H
3/12/01	L 195.300-194.300	A
3/8/02	W 195.425-195.275	H
3/13/02	L 196.000-194.850	A
3/22/02	L 195.575-195.550	H
2/10/03	L 195.550-195.150	A
3/7/03	L 195.875-195.225	N
3/10/03	W 195.850-195.375	H
3/29/03	L 195.375-194.350	A
2/6/04	W 196.000-195.700	H
2/16/04	W 196.000-195.225	A
3/19/04	L 194.500-194.300	N
2/8/05	L 193.900-192.625	A
3/14/05	W 195.825-194.700	H
3/25/05	W 195.150-194.350	N
1/27/06	L 193.175-192.675	N
3/3/06	L 194.000-192.650	A
3/13/06	L 195.125-193.775	H
3/25/06	L 193.600-193.100	H
2/16/07	L 194.575-192.275	A
2/23/07	W 195.675-194.700	H
3/31/07	L 195.225-195.175	A
2/4/08	L 196.000-192.250	A
2/22/08	L 193.100-189.650	N
3/21/08	L 195.075-193.150	H
3/29/08	L 194.575-194.150	N
1/26/09	L 194.750-191.925	A
3/16/09	L 194.950-191.050	H
3/21/09	L 195.175-192.425	N
1/22/10	L 195.050-191.225	A
2/15/10	L 195.075-186.675	H
3/27/10	L 195.800-193.675	N
1/7/11	L 193.475-192.800	H
1/29/11	L 194.275-191.900	N
2/4/11	L 194.000-192.125	A
3/12/11	L 195.400-193.150	A
3/19/11	L 194.825-191.850	N
1/27/12	L 194.525-194.050	H
2/25/12	L 193.925-193.625	N
3/9/12	W 194.200-193.700	A
3/24/12	L 195.025-194.775	H
1/25/13	L 194.025-192.875	H
2/1/13	L 195.425-194.200	A
3/23/13	W 195.100-194.925	A
1/17/14	W 194.150-193.975	A
3/14/14	W 196.000-195.550	H
3/22/14	L 196.125-196.075	N
2/20/15	L 196.225-195.025	H
2/27/15	L 196.475-195.100	A

3/21/15	L 196.275-195.125	N
1/22/16	L 195.275-194.900	A
1/29/16	W 195.425-195.250	H
3/19/16	L 196.575-195.875	N
4/2/16	W 195.025-194.950	N
2/10/17	L 196.725-195.725	A
3/10/17	L 195.675-194.600	H
3/18/17	W 196.100-196.075	H
2/12/18	W 195.275-195.200	A
3/16/18	W 196.500-195.750	H
3/24/18	W 195.825-195.575	A
2/1/19	L 195.500-194.975	A
3/8/19	L 196.350-195.275	H
3/22/19	L 195.900-193.800	N
1/11/20	L 194.650-194.150	N
1/31/20	L 195.875-195.175	A
2/14/20	W 196.525-196.450	H
1/9/21	W 194.350-194.325	N
1/22/21	L 196.650-196.625	H
2/19/21	L 197.275-195.975	A
3/9/21	W 196.775-195.125	N
3/20/21	W 196.250-196.225	H
1/7/22	W 195.875-195.000	N
2/4/22	W 196.425-195.550	H
2/11/22	L 196.975-196.800	A
3/19/22	W 197.025-196.500	N

SPOKANE COLLEGE (1-0)

H: 0-0 A: 0-0 N: 1-0

1/31/86	W 175.500-160.250	N
---------	-------------------	---

STANFORD (5-8)

H: 3-0 A: 0-1 N: 2-7

2/9/80	W 136.550-134.150	H
2/22/85	L 179.000-174.000	N
3/2/85	L 176.750-175.200	N
4/4/88	W 187.450-184.900	H
2/25/89	L 188.100-187.500	A
2/15/91	W 187.350-184.300	N
1/27/92	W 189.300-187.050	H
3/4/95	L 192.225-190.475	N
4/6/02	L 196.125-193.400	N
1/26/14	L 197.275-194.400	N
4/1/17	L 195.575-194.850	N
1/22/22	W 196.350-195.725	N
3/6/22	L 196.325-195.775	N

TEMPLE (1-0)

H: 0-0 A: 0-0 N: 1-0

3/12/22	W 195.200-193.625</
---------	---------------------

ALL-TIME OPPONENTS HISTORY

2/21/20 W 196.800-195.850 N
2/28/20 W 195.725-193.700 H

UCLA (3-15)

H: 1-1 A: 1-9 N: 1-5

2/23/78 L 144.000-141.000 A
1978 L 138.400-136.200 A
2/9/79 W 134.950-128.950 H
2/23/79 W 133.700-130.850 A
3/30/79 W 133.700-130.950 N
2/29/80 L 143.350-137.700 A
4/4/80 L 138.850-131.450 A
4/10/81 L 144.100-132.750 N
2/12/83 L 181.500-180.500 H
2/18/84 L 187.350-174.550 A
3/4/01 L 197.700-192.225 A
2/26/10 L 197.250-188.700 N
3/16/14 L 197.050-196.000 A
4/5/14 L 196.600-191.875 N
4/2/16 L 196.375-195.025 N
2/20/17 L 195.875-195.700 A
3/16/19 L 197.575-194.850 A
1/18/20 L 197.425-194.750 N

UC SANTA BARBARA (14-0)

H: 5-0 A: 3-0 N: 6-0

3/28/92 W 192.700-189.750 H
3/20/93 W 189.500-185.800 N
3/27/94 W 190.450-189.050 N
3/25/95 W 190.550-189.675 A
3/30/96 W 193.650-190.800 H
3/22/97 W 194.075-193.575 N
2/13/98 W 194.100-184.450 H
3/21/98 W 194.525-186.475 N
2/21/99 W 190.850-186.175 A
3/27/99 W 195.200-187.925 N
2/18/00 W 194.525-190.600 H
3/18/00 W 194.250-191.550 H
3/4/01 W 192.225-188.575 N
3/24/01 W 195.675-193.575 A

UTAH (3-93)

H: 2-28 A: 0-41 N: 1-24

2/3/78 L 140.000-134.400 A
2/4/78 W 142.000-106.450 H
3/10/78 L 138.050-134.700 N
1/12/79 W 136.150-129.500 H
1/26/79 W 133.650-129.300 N
1/27/79 L 132.100-131.700 N
3/17/79 L 136.050-133.300 H
3/30/79 L 138.100-133.700 N
2/1/80 L 140.800-133.100 N
2/2/80 L 139.900-134.150 N
2/9/80 L 144.500-136.550 H
2/29/80 L 145.200-137.700 N
3/22/80 L 147.450-141.150 N
4/4/80 L 144.150-131.450 N
2/9/81 L 150.200-140.300 H

2/27/81 L 148.200-140.950 A
3/28/81 L 149.350-142.400 N
4/10/81 L 145.650-132.750 A
1/17/83 L 181.750-170.300 A
3/9/83 L 186.900-178.550 H
3/26/83 L 185.550-174.350 H
2/6/84 L 190.900-180.250 A
3/8/84 L 186.750-179.200 H
3/24/84 L 187.300-168.850 A
2/9/85 L 189.700-176.400 A
3/4/85 L 186.700-180.950 H
3/4/86 L 188.750-184.050 A
3/10/86 L 186.250-183.850 H
3/22/86 L 186.850-181.150 A
4/5/86 L 187.750-182.750 A
1/26/87 L 189.000-184.700 A
3/28/87 L 187.405-184.850 A
4/11/87 L 188.600-182.600 N
1/29/88 L 185.600-180.650 N
2/22/88 L 190.500-185.600 A
3/26/88 L 190.900-186.400 H
4/9/88 L 190.200-184.800 N
1/16/89 L 187.600-181.450 A
3/4/89 L 191.600-188.900 H
3/18/89 L 191.800-186.600 N
4/1/89 L 192.800-188.300 A
1/19/90 L 191.950-184.550 A
3/17/90 L 191.450-189.050 H
3/24/90 L 194.500-188.850 A
4/7/90 L 194.950-187.550 A
2/2/91 L 195.600-190.600 A
2/20/91 L 192.400-190.800 H
4/6/91 L 194.625-190.575 N
4/19/91 L 194.375-185.950 N
1/20/92 L 194.000-185.550 A
2/7/92 L 195.750-188.600 A
2/24/92 L 195.650-190.650 H
4/6/92 L 197.075-189.350 A
1/18/93 L 196.950-188.450 A
2/8/93 L 196.300-187.800 A
3/1/93 L 195.850-191.400 H
4/3/93 L 196.980-189.850 H
2/7/94 L 194.675-190.050 A
3/12/94 L 194.200-192.800 H
4/9/94 L 194.100-188.450 N
2/6/95 L 196.300-190.100 A
3/11/95 L 197.175-193.925 H
4/8/95 L 196.625-191.950 N
1/19/96 L 192.350-188.050 H
2/23/96 L 196.100-192.800 A
4/13/96 L 196.675-193.050 A
1/24/97 L 196.750-193.625 H
2/17/97 L 196.925-192.750 A
4/5/97 L 195.700-193.675 A
2/2/98 L 195.950-193.400 H
2/27/98 L 196.175-192.775 A
4/4/98 L 195.575-191.175 N
2/26/99 L 197.625-195.675 H

1/14/00 L 195.650-190.375 A
2/7/00 L 197.075-193.175 H
4/1/00 L 196.325-192.950 N
2/6/01 L 197.125-194.325 A
4/7/01 L 194.075-191.200 A
2/15/02 L 196.350-193.600 H
2/7/03 L 197.825-196.150 H
2/27/04 L 198.050-195.475 A
1/14/05 L 195.675-193.850 H
1/27/06 L 197.200-192.675 A
2/9/07 L 196.575-194.325 H
2/22/08 L 197.200-189.650 A
2/9/09 L 196.950-193.500 H
2/12/10 L 196.225-178.250 A
2/25/11 L 196.550-193.150 H
1/13/12 L 197.400-191.925 A
4/5/14 L 197.300-191.875 N
4/4/15 L 196.575-195.150 N
4/2/16 L 197.125-195.025 A
1/11/20 L 197.000-194.150 N
1/9/21 L 196.900-194.350 N
3/12/21 L 197.275-196.500 A
1/7/22 L 197.100-195.875 N

UTEP (7-0)

H: 2-0 A: 2-0 N: 3-0

2/11/78 W 134.500-123.100 A
3/10/78 W 134.700-124.100 N
1/19/79 W 133.400-110.350 H
2/2/80 W 134.150-119.450 A
3/22/80 W 141.150-126.100 N
1/31/81 W 137.400-120.450 H
3/28/81 W 142.400-128.000 N

WASHINGTON (10-13)

H: 5-1 A: 0-8 N: 5-4

2/9/81 W 140.300-139.000 H
1/30/82 L 138.000-137.600 A
2/14/83 W 178.250-173.750 H
1/26/84 L 182.350-174.000 A
2/22/85 L 181.400-174.000 N
1/26/87 W 184.700-182.650 N
1/9/88 L 178.200-176.700 A
1/25/88 W 182.200-176.150 H
1/29/88 L 182.350-180.650 N
3/2/91 W 188.900-187.500 N
2/21/92 W 189.250-185.850 N
3/6/92 W 187.100-184.450 N
1/21/94 L 187.100-186.400 A
2/14/94 W 191.400-188.950 H
1/23/98 L 191.250-187.125 A
3/6/98 L 194.775-191.725 H
2/6/99 W 193.125-192.550 N
2/10/06 W 193.350-190.400 H
1/12/07 L 193.000-191.400 A
4/2/16 L 195.825-195.025 N
4/1/17 L 196.550-194.850 A
3/1/19 L 196.750-195.025 N

3/6/22 L 196.825-195.775 A

WASHINGTON STATE (6-0)

H: 4-0 A: 1-0 N: 1-0

4/2/82 W 137.450-134.400 N
2/14/83 W 178.250-170.350 H
1/29/85 W 175.050-170.850 H
2/25/85 W 179.100-177.650 H
1/31/86 W 175.500-172.550 A
3/10/86 W 183.850-138.350 H

WEBER STATE (2-0)

H: 1-0 A: 0-0 N: 1-0

1/21/78 W 140.700-109.200 H
2/18/78 W 134.250-106.650 N

W. AUSTRALIAN STATE TEAM (1-0)

H: 1-0 A: 0-0 N: 0-0

1/6/82 W 133.950-132.500 H

WEST VIRGINIA (3-5)

H: 1-0 A: 1-0 N: 1-5

4/2/82 L 141.400-137.450 N
3/3/90 W 186.900-184.050 N
3/4/96 W 192.025-191.225 H
2/27/00 L 195.475-192.750 N
4/1/00 L 195.475-192.950 N
4/7/01 L 192.400-191.200 N
1/12/19 L 195.500-194.600 N
2/17/19 W 196.075-195.575 A

WILLIAM & MARY (1-0)

H: 0-0 A: 0-0 N: 1-0

2/14/03 W 194.350-193.175 N

WISCONSIN (2-0)

H: 1-0 A: 1-0 N: 0-0

1/13/86 W 178.850-167.450 H
2/2/90 W 187.450-184.500 A

WISCONSIN-EAU CLAIRE (2-0)

H: 0-0 A: 0-0 N: 2-0

1/17/04 W 192.800-185.525 N
1/21/11 W 191.350-181.675 N

WISCONSIN-LA CROSSE (1-0)

H: 0-0 A: 0-0 N: 1-0

1/7/07 W 190.000-185.100 N

YALE (1-0)

H: 0-0 A: 0-0 N: 1-0

1/17/10 W 191.650-186.525 N

CONFERENCE TITLES (5)

1992..... Big West (192.700)
1996..... Big West (193.650)
1998..... Big West (194.525)
2001..... Big West (195.675)
2005... Western Gym. (195.150)
2022..... MRGC (197.025)



UTAH STATE POSTSEASON HISTORY

AIAW NATIONALS (4)

Year	Finish
1979	10th
1980	13th
1981	14th
1982	9th

NCAA NATIONALS (1)

Year	Finish
1991	12th

NCAA REGIONALS (26)

Year	Finish
1983	4th
1984	6th
1986	5th
1987	6th
1988	5th
1989	6th
1990	6th
1991	5th
1992	6th
1993	5th
1994	7th
1995	6th
1996	6th
1997	6th
1998	7th

1999	3rd
2000	5th
2001	5th
2002	6th
2005	6th
2007	6th
2014	6th
2015	5th
2016	5th
2017	6th
2021... T-3rd (2nd Round - Session II)	
2022... 3rd (2nd Round - Session I)	



ALL-TIME
COACHING
HISTORY

ALL-TIME COACHING RESULTS

Year	Coach	Regular Season	Postseason	Overall	High Score	Conference Finish	Regional Finish	National Finish
1977-78	Ray Corn	30-4	6-2	36-6	142.000	---	Third	(IAAW) DNQ
1978-79	Ray Corn	25-7	10-11	35-18	136.150	---	Third	(IAAW) 10th
1979-80	Ray Corn	15-15	8-14	23-29	141.150	---	Third	(IAAW) 13th
1980-81	Ray Corn	16-6	5-15	21-21	142.400	---	Third	(IAAW) 14th
1981-82	Ray Corn	13-4	4-9	17-13	145.750	---	Second	(IAAW) Ninth
1982-83	Ray Corn	11-7	3-3	14-10	180.500	---	Fourth	(NCAA) DNQ
1983-84	Ray Corn	9-12	0-5	9-17	180.250	---	Sixth	(NCAA) DNQ
1984-85	Ray Corn	11-14-1	---	11-14-1	181.600	---	---	(NCAA) DNQ
1985-86	Ray Corn	21-6	3-5	24-11	184.700	Second	Fifth	(NCAA) DNQ
1986-87	Ray Corn	13-4	2-7	15-11	186.700	Third	Sixth	(NCAA) DNQ
1987-88	Ray Corn	13-8	4-5	17-13	187.450	Second	Fifth	(NCAA) DNQ
1988-89	Ray Corn	8-10	4-7	12-17	188.900	Third	Sixth	(NCAA) DNQ
1989-90	Ray Corn	14-3-1	4-7	18-10-1	192.600	Third	Sixth	(NCAA) DNQ
1990-91	Ray Corn	12-7	2-15	14-22	192.000	---	Fifth	(NCAA) 12th
1991-92	Ray Corn	12-10	4-5	16-15	192.700	First	Sixth	(NCAA) DNQ
1992-93	Ray Corn	9-9	5-5	14-14	191.650	Second	Fifth	(NCAA) DNQ
1993-94	Ray Corn	12-4	3-7	15-11	193.750	Second	Seventh	(NCAA) DNQ
1994-95	Ray Corn	7-8	4-6	11-14	193.950	Second	Sixth	(NCAA) DNQ
1995-96	Ray Corn	7-9	5-5	12-14	194.150	First	Sixth	(NCAA) DNQ
1996-97	Ray Corn	7-5	3-6	10-11	197.225	Second	Sixth	(NCAA) DNQ
1997-98	Ray Corn	5-11	3-6	8-17	194.525	First	Seventh	(NCAA) DNQ
1998-99	Ray Corn	12-2	5-3	17-5	195.675	Second	Third	(NCAA) DNQ
1999-00	Ray Corn	9-8	3-5	12-13	195.900	Second	Fifth	(NCAA) DNQ
2000-01	Ray Corn	6-10	4-4	10-14	196.025	First	Fifth	(NCAA) DNQ
2001-02	Ray Corn	5-13	2-7	7-20	195.550	Third	Sixth	(NCAA) DNQ
2002-03	Ray Corn	9-10	0-3	9-13	196.675	Fourth	---	(NCAA) DNQ
2003-04	Ray Corn	8-10	1-2	9-12	196.225	Third	---	(NCAA) DNQ
2004-05	Ray Corn	5-8	3-5	8-13	195.900	First	Sixth	(NCAA) DNQ
2005-06	Ray Corn	5-14	2-3	7-17	193.775	Fourth	---	(NCAA) DNQ
2006-07	Ray Corn	8-8	3-7	11-15	195.675	Third	Sixth	(NCAA) DNQ
2007-08	Ray Corn	5-14	1-4	6-18	194.450	Fifth	---	(NCAA) DNQ
Career Totals:		342-260-2	106-188	448-448-2	197.225	First (5x)	Second (1x)	Ninth (1x)
2008-09	Jeff Richards	1-14	0-5	1-19	193.825	Sixth	---	(NCAA) DNQ
2009-10	Jeff Richards	1-16	3-2	4-18	193.725	Third	---	(NCAA) DNQ
2010-11	Jeff Richards	2-14	1-4	3-18	194.550	Fifth	---	(NCAA) DNQ
2011-12	Jeff Richards	5-12	0-4	5-16	194.875	Fifth	---	(NCAA) DNQ
2012-13	Jeff Richards	3-11	2-3	5-14	195.100	Fourth	---	(NCAA) DNQ
Career Totals:		12-67	6-18	18-85	195.100	Third (1x)	---	---
2013-14	Nadalie Walsh	10-8	0-9	10-17	196.075	Fifth	Sixth	(NCAA) DNQ
2014-15	Nadalie Walsh	9-8	2-7	11-15	196.350	Fourth	Fifth	(NCAA) DNQ
2015-16	Nadalie Walsh	7-8	1-7	8-15	196.025	Fourth	Fifth	(NCAA) DNQ
2016-17	Nadalie Walsh	7-10	2-6	9-16	196.300	Second	Sixth	(NCAA) DNQ
Career Totals:		33-34	5-29	38-63	196.350	Second (1x)	Fifth (2x)	---
2017-18	Amy Smith	8-9	1-2	9-11	196.500	Third	---	(NCAA) DNQ
2018-19	Amy Smith	5-10	0-3	5-13	196.075	Fourth	---	(NCAA) DNQ
2019-20	Amy Smith	7-6-1	0-0	7-6-1	196.800	Fourth	---	(NCAA) DNQ
2020-21	Amy Smith	3-12	0-2-1	3-14-1	196.775	Third	Tie for Third	(NCAA) DNQ
2021-22	Amy Smith	11-9	4-2	15-11	196.775	First	Third	(NCAA) DNQ
Career Totals:		34-46-1	5-9-1	39-55-2	197.025	First (1x)	Third (2x)	---
Program Totals:		421-407-3	122-244-1	543-651-4	197.225	First (6x)	Second (1x)	Ninth (1x)



Ray Corn



Jeff Richards



Nadalie Walsh



Amy Smith



UTAH STATE

UNIVERSITY

UTAH STATE



UTAH STATE UNIVERSITY QUICK FACTS

Founded:

March 8, 1888

President (16th):

Noelle E. Cockett (Jan. 5, 2017-present)

Type:

Land-grant, public research university

Mission Statement:

The mission of Utah State University is to be one of the nation's premier student-centered land-grant and space-grant universities by fostering the principle that academics come first, by cultivating diversity of thought and culture and by serving the public through learning, discovery and engagement.

Location/Profile:

Logan, Utah

Population:

Logan - 52,166

Cache County - 134,956

Elevation: 4,778 feet (Logan Campus)

Average summer highs: 88 degrees

Average winter highs: 34 degrees

Free public transportation for Logan campus, Logan City, Cache Valley

86 miles northeast of Salt Lake City

4 hours south of Yellowstone National Park

1-hour drive to four ski resorts

2-minute drive to Logan Canyon

Number of steps to the top of Old Main Hill: 124

Statewide Campus and Extension:

Main Campus: Logan

Statewide Campuses: 8 (Brigham City, Tooele, Salt Lake City, Uintah Basin, Eastern, Moab, Southwest, Blanding)

Statewide Education Centers: 23

Extension: Serves all of Utah's 29 counties and includes the Ogden Botanical Center, Thanksgiving Point and Utah Botanical Center

Regional Campuses, Distance Education and Extension:

Main Campus: Logan

Statewide Campuses: 8 (Brigham City, Tooele, Salt Lake City, Uintah Basin, Eastern, Moab, Southwest, Blanding)

Statewide Education Centers: 23

Extension Offices: Serves all of Utah's 29 counties and at the Ogden Botanical Center, Thanksgiving Point, and Utah Botanical Center

Workforce:

Faculty members: 903

Full-time support staff: 1,649

Enrollment:

Total Headcount Enrollment (Fall 2021): 27,426*

Undergraduate: 24,255 (17,568 Logan Campus; 5,192 Statewide Campuses)

Graduate: 3,171 (2,054 Logan Campus; 851 Statewide Campuses)

Master's: 2,009 (1,246 Logan Campus; 654 Statewide Campuses)

Doctoral: 790 (740 Logan Campus; 46 Statewide Campuses)

*Includes USU Statewide Campuses: 6,043 and International Students: 1,761

Gender:

Male: 12,136

Female: 15,290

Student Representation:

All 29 counties in Utah

All 50 states, the District of Columbia, and three U.S. territories

More than 69 countries

Ages:

Average undergraduate student age: 21.0

Average graduate student age: 30.0

Academics:

Undergraduate Degrees: 178

Undergraduate Minors: 133

Master's degrees: 91

Doctoral degrees: 42

Student/faculty Ratio: 18.9 to 1

Average Undergraduate Class Size: 20-29 students

Study abroad opportunities: 1000+ in 87 countries

Students Who Studied Abroad (2020): 447

Colleges:

College of Agriculture and Applied Sciences

Caine College of the Arts

Jon M. Huntsman School of Business

Emma Eccles Jones College of Education and Human Services

College of Engineering

College of Humanities and Social Sciences

S.J. and Jessie E. Quinney College of Natural Resources

College of Science

Most Popular Declared Majors:

Economics; Mechanical Engineering; Psychology; Communicative Disorders & Deaf Education; Elementary Education; Biology; Kinesiology; Nursing; Computer Science; Animal, Dairy & Veterinary Science





Noelle E. Cockett was appointed as Utah State University's 16th president in October 2016, beginning her official tenure in January 2017.

At the time of the announcement, Cockett was serving as executive vice president and provost at USU and had held that position since 2013. Prior to that, she served USU as vice president for Extension from 2006 to 2013; dean of the College of Agriculture and Applied Sciences from 2002 to 2013; and director of the Utah Agriculture Experiment Station from 2009 to 2013.

Since becoming president, Cockett has prioritized diversity and inclusion and led USU in efforts to create the Latinx Cultural Center; develop the annual Inclusive Excellence Symposium; expand staffing, funds, and gathering space for the USU Inclusion Center; create the Center for Intersectional Gender Studies and Research; provide additional space and resources to the Veterans Resource Center; double the staffing of the Office of Equity, and expand the impact of the Aggies Think Care Act Initiative.

She also formed a Diversity and Inclusion Task Force in 2019, whose recommendations included the addition of a cabinet-level leader for diversity and inclusion. USU welcomed its inaugural vice president for diversity, equity, and inclusion in 2022.

Cockett has built a distinguished career in sheep genomics research, maintaining an active research program while serving in leadership positions at USU. Her research program has centered on the identification of genetic markers associated with economically important traits in sheep, as well as the development of resources that advance research on the sheep genome. Cockett has served as the United States coordinator for sheep genome mapping since 1993 and is an active member of the International Sheep Genomics Consortium.

Since June 2020, Cockett has chaired the Gene Editing in Agriculture Task Force, which was convened by the Association of Public and Land-grant



Utah State University Board of Trustees (2022-23)

- Kent K. Alder, Chairman
John Y. Ferry, Vice Chairman
Clara Alder, Member
Gina Gagon, Member
David H. Huntsman, Member
Kacie Malouf, Member
Wayne Niederhauser, Member
Steven Palmer, Member
David Petersen, Member
Jacey Skinner, Member



Universities (APLU) and the American Association of Veterinary Medical Colleges (AAVMC). In 2021, the task force recommended federal regulations around gene-edited animals be updated significantly.

As a researcher, Cockett has received many awards and accolades, including a Young Scientist Award from the Western Section of the American Society of Animal Science (ASAS), the Utah Governor's Medal for Science and Technology (2004 and 2015), and one of USU's top honors, the D. Wynne Thorne Research Award.

After receiving her master's and doctorate in animal breeding and genetics from Oregon State University, Cockett spent five years as a research geneticist at the USDA Agricultural Research Service's U.S. Meat Animal Research Center in Clay Center, Nebraska. She joined USU in 1990 as a researcher and assistant professor in the Department of Animal, Dairy and Veterinary Sciences in the College of Agriculture and Applied Sciences.

Cockett grew up on a beef cattle ranch in eastern Montana and is married to John Cockett, AVP of Central Development in University Advancement and director of technology in USU's Emma Eccles Jones College of Education and Human Services. Noelle and John have two children, Dylan and Chantelle.

Utah State University Executive Committee (2022-23)

- Noelle E. Cockett, President
Douglas D. Anderson, Dean, Jon M. Huntsman School of Business
Janet B. Anderson, Associate Vice President, Academic and Instructional Services, and Vice Provost
Jodi Bailey, Chief Audit Executive
Michelle Baker, Interim Dean, College of Science
Lisa Berreau, Vice President, Research
Jerry Bovee, Interim Director of Athletics
David T. Cowley, Vice President for Finance and Administrative Services
Jennifer Duncan, Dean, Libraries
Rich Etchberger, Interim Vice President, Statewide Campuses
John Ferguson, President, Faculty Senate
Jed Hancock, President, USU Space Dynamics Laboratory
Nancy Hanks, Executive Assistant to the President
Brandon Hansen, President, Staff Employee Association
Eric S. Hawley, Chief Information Officer
June Irungu, Vice President, Diversity, Equity and Inclusion
Jagath J. Kaluarachchi, Dean, College of Engineering
Micheal Kuehn, Executive Director of Public Safety
Mica A. McKinney, Vice President, Legal Affairs
James D. Morales, Vice President, Student Services
Nicholas Morrison, Interim Dean, Caine College of Arts
Linda Nagel, Dean, S.J. & Jessie E. Quinney College of Natural Resources
Matthew Pinner, Executive Director, Office of Equity
William M. Plate, Vice President, Marketing and Communications
Alan Smith, Dean, Emma Eccles Jones College of Education & Human Services
Laurens H. Smith, Provost
Brian Steed, Executive Director, Institute of Land, Water and Air
Michael Torrens, Executive Director, Analysis, Assessment & Accreditation
Robert W. Wagner, Executive Vice President
Joseph P. Ward, Dean, College of Humanities & Social Sciences
Kenneth L. White, Vice President for Extension; Dean, College of Agriculture and Applied Sciences; Director, Agricultural Experiment Station
Matthew T. White, Vice President, Advancement





INTERIM ATHLETICS DIRECTOR

**Jerry
Bovee**

FOURTH YEAR

Jerry Bovee, Associate Vice President and Deputy Athletics Director for External Affairs, was appointed interim Athletics Director by Utah State University President Noelle E. Cockett, on Nov. 2, 2022.

Bovee is in his fourth year with Utah State Athletics and leads USU's athletics development staff, including the Big Blue Scholarship Fund and Aggies Unlimited. Additionally, Bovee oversees USU athletics' external departments, which includes marketing and promotions and media relations, while serving as the liaison for ticket operations and sales and Aggie Sports Properties. Furthermore, he provides sport supervision for softball and men's and women's track and field, and is a liaison for men's basketball and football.

Bovee came to Utah State after spending 10 years as the Athletics Director at Weber State University.

Bovee, who earned his bachelor's degree in business finance from Utah State in 1992, began his career in athletic administration at USU as he worked as the sales and promotions specialist and later as an Assistant Athletics Director for Marketing and Promotions for four years (1992-95).

Bovee oversaw tremendous growth in fundraising and facility upgrades during his time at Weber State, including improvements to Stewart Stadium and the Dee Events Center. The Marquardt Fieldhouse, a state-of-the-art indoor practice facility, opened in 2013. The facility includes strength and conditioning, training and team rooms, along with rehabilitation areas. Furthermore, a new academic facility for student-athlete success was completed in 2016 and a new state-of-the-art athletic complex on the north end of Stewart Stadium will open in August, 2019.

During Bovee's tenure with the Wildcats, the football team saw huge improvement, including unprecedented back-to-back Big Sky titles in 2017 and 2018 under head coach Jay Hill, who was hired by Bovee in December, 2013. In 2017, Weber State won a school-record 11 games, won a Big Sky title, won two games in the FCS Playoffs and finished the season ranked fifth in the nation. Weber State repeated as Big Sky champions in 2018, again advanced to the FCS Quarterfinals, and was ranked as high as third in the nation, the highest ranking in school history.

In all, Weber State captured 19 conference championships during Bovee's tenure. The Wildcats' men's basketball team won the Big Sky title in 2010, 2014 and 2016, and twice advanced to the NCAA Tournament. Women's cross country captured four Big Sky titles and advanced to the NCAA Championships all four seasons. The WSU softball team won three-straight regular season titles and two postseason tournament titles and advanced to the NCAA's. The men's tennis team won three conference regular season titles and the Wildcat men's track and field, men's golf and women's soccer teams also captured conference titles.

Prior to being named Weber State's Athletics Director in 2009, Bovee spent two years as the Assistant Vice President for Administrative Support Services at Weber State. Prior his time at Weber State, Bovee served as Assistant Director of the Utah High School Activities Association for 12 years.

Along with earning his bachelor's degree from Utah State, Bovee received his master's degree from Weber State in business administration in 2010. Bovee was born and raised in Ogden and attended Ben Lomond High School. He and his wife Julie have four children: Jared, Ethan, Addison and Seth.

AGGIES



AGGIES

**Utah State Athletic Directors
(1950s-present)**

H.B. Hunsaker	1955-63
Frank Williams	1964-72
Ladell Andersen	1973-82
Dave Kragthorpe	1983-84
Rod Tueller	1985-92
Chuck Bell	1993-97
Bruce Van De Velde	1998
Rance Pugmire	1999-2003
Randy Spetman	2004-2007
Scott Barnes	2008-2014
John Hartwell	2015-2022
Jerry Bovee (Interim)	2022-Present



EXECUTIVE ASSOCIATE AD FOR INTERNAL AFFAIRS/SWA

Amy Crosbie

FOURTH YEAR

In her fourth year at her alma mater, Amy Crosbie serves as Executive Associate Athletics Director for Internal Affairs and Senior Woman Administrator. In her role, she oversees compliance, academics and strength & conditioning, in addition to providing Title IX oversight, and sport supervision for women's basketball, women's gymnastics, women's soccer, men's and women's track & field/cross country, and women's volleyball.

Crosbie came to Utah State after spending nine-plus years as the Senior Associate Athletics Director/Senior Woman Administrator at Weber State University.

Crosbie, who earned her bachelor's degree in family and consumer science from Utah State in 2002, was a four-year letterwinner for USU's volleyball team from 1997-2000 as an outside hitter and helped lead the Aggies to their first-ever NCAA Tournament in 2000. She was named to the Big West Conference All-Freshman team in 1997, earned second-team all-Big West honors as a junior in 1999 and first-team honors as a senior in 2000. For her career, she still ranks second all-time in school history with 1,463 kills, fourth with 3,627 attempts, sixth with 98 service aces and eighth with 120 matches played.

Following her collegiate career, Crosbie spent two years as an assistant volleyball coach for the Aggies. She then began her career in athletic administration at Utah State as she spent seven years as the Assistant Director of Student-Athlete Services, where she was an Academic Advisor and the CHAMPS Life Skills Director. During her time at USU, she fulfilled academic duties for men's basketball, golf, softball, soccer, volleyball, and men's and women's track & field. She also chaired the Student-Athlete Advisory Committee and taught the athletics section of connections, USU 1010, which is taught to all incoming student-athletes during the fall semester.

During Crosbie's tenure with the Wildcats, she worked directly with the director of athletics and oversaw student-athletes' well-being, as well as compliance and academics. She was also the sport administrator for softball, volleyball, men's and women's tennis, and men's and women's golf.

Crosbie also participated on various Big Sky Conference and Weber State University committees, and in 2016 was a recipient of the Dixon Award for demonstrating a career of excellence and going above and beyond the call of duty to support students. Crosbie is a graduate of the 2012-13 NCAA Pathway Program class, which is a year-long program designed to enhance the professional skills of women and people of color who seek to become athletics directors through education, training and mentorship.

Crosbie was formerly a facilitator for the National Consortium for Academics and Sport in the Mentors in Violence Prevention and Branded a Leader programs working with intercollegiate athletic departments, NASCAR and the NBA. In addition, she served as a lead trainer for program delivery, working with the NCAA to develop curriculum for their annual Leadership Forum and Leadership Academy Workshop.

Along with earning her bachelor's degree from Utah State, Crosbie earned her master's degree from Weber State in professional communication in 2014. Crosbie was born and raised in Visalia, California, and attended Redwood High School. Amy and her husband Jeff have three children: Kiera, Ellie and Carter.



UTAH STATE

GYMNASICS



SUPPORT STAFF




Mike Bair
Director of Operations
435-797-3255



Ryan Benson
Ticket Office
Account Executive
435-797-0304



Jerry Bovee
Interim
Athletics Director
435-797-1880



Raven Boyd
Assistant Director
Ticket Operations
435-797-0305



Taylor Brown
Multimedia
Coordinator
435-797-3456



Ronda Christoffersen
Business Manager
435-797-4174



Amy Crosbie
Executive Associate AD
Internal Affairs/SWA
435-797-0612



Waqa Damuni
Assistant AD
Academic Coordinator
435-797-1864




Wade Denniston
Assistant Media
Relations Coordinator
435-797-1361



Leah Dunagan
Associate Trainer
435-797-8291



DJ Eckman
Assistant AD
Operations
435-797-7186



Ryan Funk
Operations
Coordinator
435-797-1260



Spencer Funk
Travel Coordinator
435-797-1105



Jake Garlock
Senior Associate AD
Student-Athlete
Services & Compliance
435-797-1853



Bill Garren
Assistant AD
Video Operations
435-797-0079



Kendra Gilmore
Assistant Trainer
435-797-3636




Thomas Gilson
Strength & Conditioning
Assistant
435-797-9450



Sophia Hamilton
Assistant Director of
Marketing
435-797-0637



Tanner Haynes
Ticket Operations
Manager
435-797-0305




Tony Hearrell
Assistant AD
Compliance
435-797-9448



Ed Heath
Faculty Athletics
Representative
435-797-3306



Doug Hoffman
Associate AD
Media Relations
435-797-3714



Paul Jackson
Head Football Strength
& Conditioning Coach
435-797-8031



Riley Jensen
Mental Performance
Coach



Chris Kaufman
Director of Ticket
Operations
435-797-1828



Tyler Knowles
Assistant AD
Digital Marketing &
Creative Content
435-797-3456



Sarah Landes
Development Officer
Major Gifts
435-797-0143




Maggie McInerney
Associate AD
Business Affairs
435-797-3731



Ryan McLane
Associate AD
Development Officer
435-797-1360




Brant Mecham
Assistant AD
Development
435-797-0867



Brady Mikkelsen
Director of Equipment
Operations
435-797-1270



Brady Mollner
Assistant Trainer
435-797-3280



Bobby Nash
Associate AD
Marketing &
Fan Engagement
435-797-0638



Natalie Norris
Director of
Sports Nutrition
435-797-5370



Maggie Porter
Development
Coordinator
435-797-2583



David Reeve
General Manager
Aggie Sports Properties
435-797-8991



Hilary Renshaw
Title IX Coordinator
435-797-1266



Katie Rosenblad-Pietzold
Learning Specialist
435-797-2740




Jeremiah Sievers
Academic
Coordinator
435-797-1783




Justice Smith
Assistant AD
Director of Academic
Services
435-797-3294



Ashley Springer
Assistant Media
Relations Coordinator
435-797-5547



Kayla Stephens
Academic Coordinator
435-797-4471



Jimmy Stitz
Director of Olympic
Sports Strength &
Conditioning
435-797-3638



Morgan Watts
Spirit Squad
Coordinator
435-797-8421



Julian Whitehead
Strength & Conditioning
Assistant
435-797-9450



Mike Williams
Associate AD
Sports Performance
Health & Wellness
435-797-3444



Karen Yindeepit
Insurance Coordinator
435-797-8030

