



UTAH STATE GYMNASTICS

MEDIA 2022 GUIDE





2022 UTAH STATE
GYMNASTICS

RAY CORN

1949 - 2021

Corn transitioned the program from club level to NCAA status, serving as the Aggies' head coach for 31 years before retiring in 2008. He had an overall record of 448-448-2 (.500), including a regular-season mark of 342-260-2 (.566), and led the Aggies to the postseason 26 times, five of which culminated at the national championships. In 1991, Utah State finished 12th as a team at the NCAA Championships.





UNIVERSITY QUICK FACTS

Location: Logan, Utah
 Founded: 1888
 Enrollment: 27,691
 President: Noelle E. Cockett
 Vice President & AD: John Hartwell
 Executive Associate AD - Internal Affairs/SWA:
 Amy Crosbie
 Affiliation: NCAA Division I
 Conference: ... Mountain Rim Gymnastics (MRGC)
 Nickname: Aggies
 Colors: Navy Blue, White and Pewter Grey
 Home Arena: .. Dee Glen Smith Spectrum (10,270)

TEAM QUICK FACTS

Head Coach: Amy Smith
 Alma Mater: UCLA, 2001
 Record at Utah State: 24-44-2 (Fifth Year)
 Associate Head Coach: Erik Lewis (Fourth Year)
 Assistant Coach: Stephen Hood (First Year)
 Volunteer Assistant: Abby Hood (First Year)
 Athletic Trainer: Sydney Taylor (First Year)
 Team Manager: Daniel Barclay (Second Year)
 2021 Overall Record: 3-14-1
 2021 MRGC Record: 2-7
 2021 Dual Meet Record: 0-7
 2021 Postseason: T-3rd, NCAA Regional Semis
 2021 Final Regional Ranking: ... 8th, North Central
 2021 Final National Ranking: 25th
 Letterwinners Returning/Lost: 9/6
 Newcomers: 7

MEDIA RELATIONS


Gymnastics SID: Wade Denniston
 Office Phone: 435.797.1361
 Cell Phone: 435.787.8587
 Email: wade.denniston@usu.edu
 Fax: 435.797.2615
 Associate AD/Media Relations: Doug Hoffman
 Office Phone: 435.797.3714
 Email: doug.hoffman@usu.edu
 Assistant AD/Communications: Kyle Cottam
 Office Phone: 435.797.2066
 Email: kyle.cottam@usu.edu
 Assistant Media Relations Coordinator.....
 Ashley Springer
 Office Phone: 435.797.5547
 Email: ashley.springer@usu.edu
 Media Relations Assistant: Daniel Hansen
 Office Phone: 435.797.8584
 Email: danielbhansen@usu.edu
 Mailing Address: 7400 Old Main Hill
 Logan, Utah 84322-7400

SOCIAL MEDIA


Gymnastics Twitter: @USUGymnastics
 Gymnastics Instagram: usugymnastics
 Gymnastics Facebook: www.facebook.com/
 UtahStateGymnastics

2022
UTAH STATE
GYMNASTICS
AGGIES ALL THE WAY • ELITE







1 Introduction



16 Season Outlook



19 The Aggies



46 Coaching Staff

INTRODUCTION 1-15

University Quick Facts 1

Table of Contents 2

Media Information 3

This is Utah State Gymnastics 4

Practice Facility 5

Aggie Spirit 6

Laub Athletics-Academics Complex 7

Athletic Training 8

iFIT Sports Performance Center 9

Fueling Station 10

Campus 11

Cache Valley 12

Logan 13

Beehive State 14

Facilities 15

2022 OUTLOOK 16-18

Rosters 16-17

Schedule 18

THE AGGIES 19-45

Senior Class 20-25

Senior Class Picture 20-21

Carley Bayles 22

Anique Grenier 23

Grace Rojas 24-25

Junior Class 26-33

Junior Class Picture 26-27

Lexi Aragon 28

Maia Fishwick 29

Jessica Gutierrez 30

Sofi Sullivan 31

Ariel Toomey 32

Rebecca Wells 33

Sophomore Class 34-38

Sophomore Class Picture 34-35

Brianna Brooks 36

Eve Jackson 37

Angel Stuart 38

Team Picture 39

Freshman Class 40-45

Freshman Class Picture 40-41

Molly Arnold/Trinity Brown 42

Brie Clark/Amari Evans 43

Dani Kirstine/Kielyn McCrigh 44

Brook Wilson 45

COACHES AND STAFF 46-51

Head Coach Amy Smith 47-49

Support Staff 49

Associate Head Coach Erik Lewis 50

Assistant Coach Stephen Hood 51

Volunteer Assistant Coach Abby Hood 51

2021 REVIEW 52-55

Meet Results 53

Individual Titles/Top-3 Finishes 53

Lineups/Gymnast & Team Superlatives 54

NCAA/MRGC Rankings 55

The Last Time Utah State 55

HISTORY AND RECORDS 56-84

Individual Accolades 57-58

All-Time Team Records 59

All-Time Individual Records 60

Individual/Team Season Averages 61

Letterwinners 62

Wall Of Fame 63-65

All-Time Results 66-73

All-Time Series Records 74-76

Spectrum Attendance Highs 76

All-Time Opponents History 77-82

Postseason History 82

Coaching History 83-84

THIS IS UTAH STATE 85-90

University Quick Facts 86

President Noelle E. Cockett 87

VP/Athletics Director John Hartwell 88-89

Support Staff 90

2022 MEDIA GUIDE CREDITS

The 2022 Utah State Gymnastics Media Guide was written and designed by Assistant Media Relations Coordinator Wade Denniston of the Utah State Media Relations Office, with editorial assistance from Associate AD/Media Relations Doug Hoffman. Utah State is an Equal Opportunity Educational Institution.

Layout and Design

Wade Denniston

Photography


Tyson Bybee, Wade Denniston, Eli Lucero, Richard Meade, Rick Parker, Taylor Sampson, Frankie Sutura, Ryan Talbot, Denver Athletics, BYU Athletics, Utah Athletics, the USU Athletic Media Relations office archives and the Utah State University photo archives.

Cover


Cover design by Summit Communications.

Printing

Publication, Design and Production, Logan, Utah.



52 2021 Review



56 History & Records



85 Utah State





MEDIA SERVICES

The 2022 Utah State University gymnastics guide has been prepared to assist the working media and is designed to aid all media members in their coverage of Aggie gymnastics. Questions, requests for additional information, player interviews, photographs and press credentials should be directed to Assistant Media Relations Coordinator Wade Denniston, Athletic Media Relations, 7400 Old Main Hill, Logan, UT, 84322, or by phone (435) 797-1361.

MEDIA CREDENTIALS

Credentials for Utah State home gymnastics meets will be issued through the Utah State Athletic Media Relations Office for working press only when needed. We urge all members of the media to send their credential requests on company letterhead to Assistant Media Relations Coordinator Wade Denniston, well in advance to insure the availability of credentials. If desired, credentials can be left at will call at the USU Ticket Office, which is located on the first floor of the Dee Glen Smith Spectrum.

MEET DAY SERVICES

The Utah State University Athletic Media Relations Office provides pre-meet notes, statistics and flip card prior to each home meet. Complete results will be available approximately 10 minutes after the conclusion of each meet. Power outlets are located throughout the main working area of press row. Those members of the media with special needs should contact the USU Athletic Media Relations Office well in advance in order to complete the arrangements.

PHOTOGRAPHERS

Photographers may shoot meets on the floor. However, those photographers working on the floor must stay well beyond the lines of the floor.

USU ON THE INTERNET

Information on USU Athletics can be found on the internet at the following address - www.utahstateaggies.com. Fans can also follow the Aggies on Facebook (/UtahStateGymnastics or /USUAthletics), on Twitter (@usugymnastics or @usuathletics), on Instagram (@usugymnastics or @usuathletics) or on Youtube (/usuathletics).

COACH SMITH INTERVIEWS

Utah State head gymnastics coach Amy Smith will be available after each home meet for interviews after a brief cooling off period. Smith will also be available for one-on-one and telephone interviews throughout the week. Interviews with Smith can be arranged by contacting the Athletic Media Relations Office.

GYMNAST INTERVIEWS

Utah State University welcomes media representation at gymnastics practice sessions at the team's training facility located inside the HPER. We encourage all media members to contact the Utah State Athletic Media Relations Office for gymnast interview requests and practice times. In most cases, gymnasts will be available for interviews before and after practice.

POST-MEET INTERVIEWS

Post-meet interviews with head coach Amy Smith and select gymnasts will take place after a brief cooling off period in a designated area on the floor.

WATCH THE AGGIES ON THE INTERNET

All of Utah State's home meets are available to view live via the internet at www.utahstateaggies.com/watch.

LIVE STATS

Aggie fans will be able to follow Utah State home and away meets through a live stats link provided on USU's website at www.utahstateaggies.com, and the gymnastics social media outlets.

NOTICE OF NON-DISCRIMINATION

USU is committed to a learning and working environment free from discrimination, including harassment. For USU's non-discrimination notice, see <https://equity.usu.edu/non-discrimination>.

DIRECTIONS TO LOGAN

Logan, Utah, is home to Utah State University and is located approximately 80 miles north of Salt Lake City, Utah.

FROM SALT LAKE INTERNATIONAL AIRPORT:

Take I-80 East out of the airport to 215 North, which will run into I-15 North. Follow I-15 North to exit 362 (Highway 89-91) in Brigham City. Follow Highway 89 into Logan, where it becomes Main Street until you reach 1000 North and turn right. Follow 1000 North east where it will run into the campus. The media parking lot is located directly north of the arena. Entrance to the lot is off of 900 East, between 900 and 1000 North.

MEDIA OUTLETS

Newspapers

Logan Herald Journal (435) 752-2121
1068 West 130 South
Logan, Utah 84321

Salt Lake Tribune (801) 257-8900
400 West 90 South #700
Salt Lake City, Utah 84101

Deseret News (801) 237-2161
55 North 300 West
Salt Lake City, Utah 84180

Ogden Standard Examiner (801) 625-4261
PO Box 12790
Ogden, Utah 84412

Utah Statesman (435) 797-1761
PO Box 1249
Logan, Utah 84322

Spectrum/Daily News (435) 674-6250
275 East St. George Blvd.
St. George, Utah 84770

The Associated Press (801) 322-3405
90 South 400 West Suite 607
Salt Lake City, Utah 84101

Radio

KZNS (1280 AM/97.5 FM) (801) 524-2600
515 South 700 East
Salt Lake City, Utah 84102

KVNU/KVFX (610 AM/94.5 FM) (435) 752-5141
PO Box 267
Logan, Utah 84323

KUSU (Utah Public Radio) (435) 797-1352
8505 Old Main Hill
Logan, Utah 84322

KACH (1340 AM/105.5 FM) (208) 852-1340
1633 North Radio Station Road
Preston, Idaho 83263

KSL (1160 AM/102.7 FM) (801) 575-6397
55 North 300 West
Salt Lake City, Utah 84110

Television

KUTV (CBS - Ch. 2) (801) 973-3327
299 South Main
Salt Lake City, Utah 84111

KTVX (ABC - Ch. 4) (801) 975-4427
2175 West 1700 South
Salt Lake City, Utah 84104


KSL (NBC - Ch. 5) (801) 575-5535
#5 Triad Center
Salt Lake City, Utah 84110

KSTU (Fox - Ch. 13) (801) 536-1371
5020 West Amelia Earhart Dr.
Salt Lake City, Utah 84116

Cis-Com Sports (435) 744-4403
1395 North 400 East Suite C
Logan, Utah 84341



THIS IS UTAH STATE...



GYMNASTICS



The gymnastics-only training facility, which opened in the fall of 2016, is just shy of 8,000 square feet. The design of the facility creates the opportunity for every event to have multiple landing surfaces. There is also an in-ground 40-foot tumbling track, an in-ground Euro trampoline with spotting harness available, a surround sound system and instant replay visual system with multiple camera angles available on each event. There is also a tumbling strip into loose foam and two tumbling strips into resi landing.

VAULT: There are two vaulting tables, both of which have runway lengths above the regulation size. One vault has an in-ground resi pit, while the other one has a large, loose foam pit.


BARS: There is one full set of uneven bars with regulation competition matting, one competition set with the high and low bar over resi mats. This set has a traveling spotting belt harness system and spotting platforms available for use. There is also one single rail set over a loose foam pit.

BEAM: The facility features three beams and regulation competition matting with a loose foam dismount area and resi dismount surface for end and side dismounts.

FLOOR: The facility's floor is larger than regulation floor exercise matting.



PRACTICE FACILITY



AGGIE SPIRIT



UTAH STATE UNIVERSITY



The three-story, 69,000-square-foot Jim and Carol Laub Athletics-Academics Complex is a state-of-the-art multi-purpose facility that meets all of the athletic and academic needs of Utah State's 16 sports programs and nearly 400-plus student-athletes. Within the facility, which was completed in the summer of 2008, is the 11,000-square-foot Dale Mildenerger Sports Medicine Complex and Dr. John Worley Sports Medicine Research Center, the Steve Mothersell Athletics Hall of Honor and the 7,000-square-foot J. Ken "Kenny" Seamons Equipment Room. Also located on the first floor are locker rooms for football, while the second floor features a 120-seat auditorium. The student-athlete academics center is located on the third floor, which includes numerous study hall and tutor areas, a computer lab and the Dr. Randall and Julianne Stockham Student-Athlete Academics Hall of Honor. The third floor also houses coaches' offices and meeting rooms for the track & field and cross country programs.




LAUB ATHLETICS-ACADEMICS COMPLEX




The Dale Mildenberger Sports Medicine Complex and the Dr. John Worley Sports Medicine Research Center is one of the finest in the nation with over 11,000 square-feet to provide maximum service to Utah State's 16 intercollegiate sports and 400-plus student-athletes. Among the many amenities are 24 treatment tables, a 2,000 square-foot physical therapy and rehabilitation center, and three hydroworx therapy pools for non-weight or partial weight-bearing rehabilitation to enhance recovery. The Sports Medicine Complex also houses office space for five full-time staff members and numerous graduate assistants, a team physician examination room and physical therapy office.


With the addition of the new facilities and the continued cooperation between Utah State Athletics, Intermountain HealthCare and HPER/Exercise Science, Utah State University is becoming one of the foremost sports medicine research institutions in the Intermountain West.



ATHLETIC TRAINING



Completed in June of 2013, Utah State's \$6.5 million, 26,329-square-foot iFit Sports Performance Center features areas for weight training, cardiovascular workouts and speed and agility training, as well as offices for staff. Built on existing university property at the northwest corner of Maverik Stadium, the state-of-the-art multi-level facility alleviated overcrowding in the previous 5,800-square-foot strength and conditioning center and accommodates almost 400 student-athletes from 16 sports programs. The iFit Sports Performance Center is the largest such facility in the Mountain West and rivals any strength and conditioning complex in the country.



iFIT SPORTS PERFORMANCE CENTER



The Aggie Fueling Station, located on the bottom floor of the ICON Sports Performance Center, was created prior to the start of the 2016-17 school year by representatives from the nutritional program and athletics, who had a goal of working together to provide student-athletes with the food they need to complement the physical demands of training and nutrition. The fueling station is stocked with appetizing food focused on combining convenience and nutrition. Student-athletes can choose from a variety of fresh fruits and vegetables, cheese, milk, chicken, yogurt, beef jerky, peanut butter, trail mixes and much more. Workers at the fueling station prepare fruits and vegetables, measuring out serving sizes, restock the serving area and plan the daily special. In addition to food preparation, volunteers are on site to answer nutrition questions from student-athletes and give presentations about health and wellness to all 16 of Utah State's sports programs.

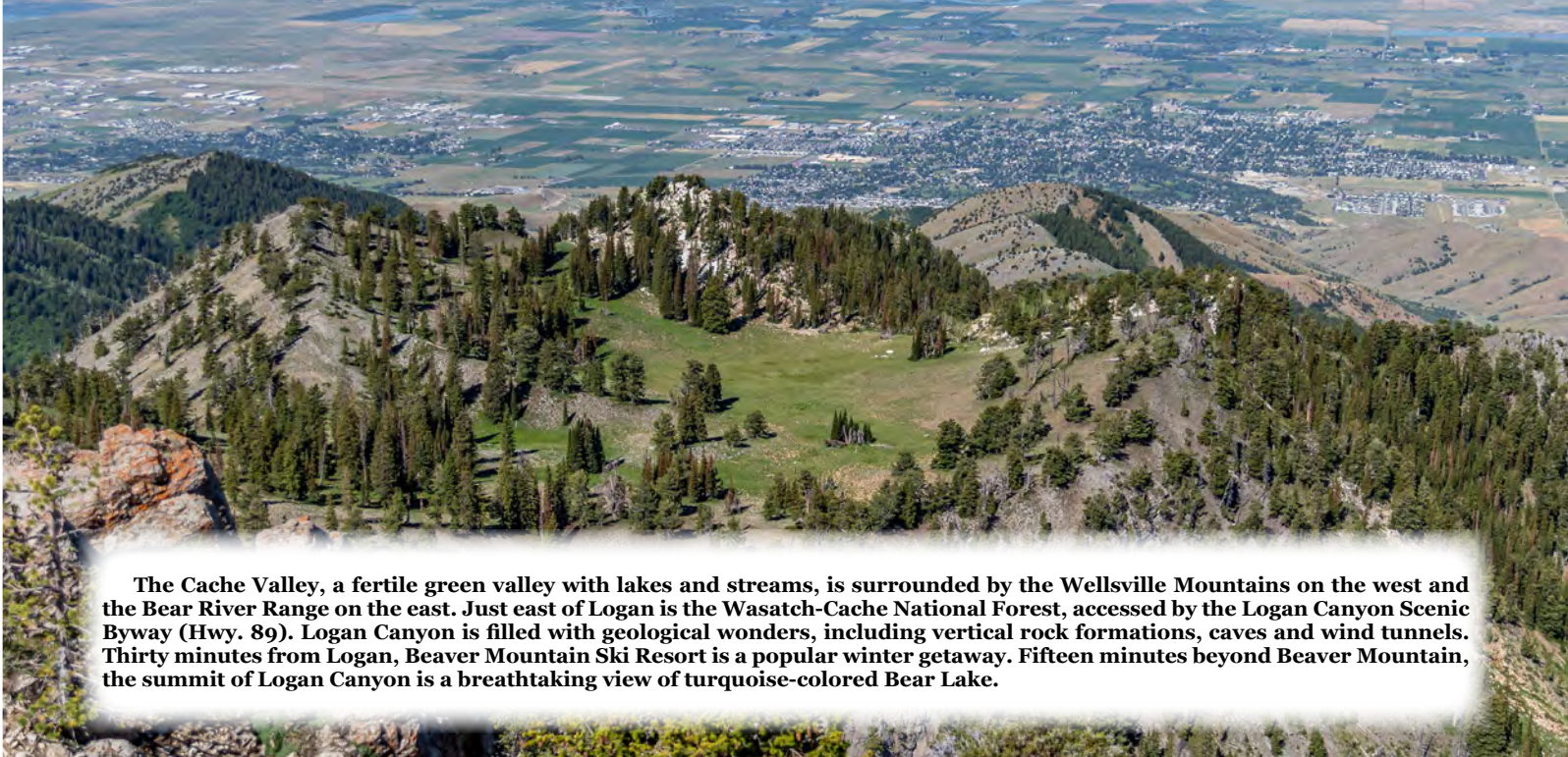




Plain and simple, people who have been to Utah State University love it. No other place provides the complete package quite like USU: top-notch academics, nationally recognized research, Division I athletics, and more than 200 student clubs and organizations, all on the oldest residential campus in the state. And the mountains. USU, located in Logan, Utah, is just 15 minutes from two mountain ranges and within a half-day's drive of six national parks, including Yellowstone. As the No. 2 public university in the nation in the "2020 National University Rankings" by Washington Monthly, USU provides big-school opportunities with a small-school feel.



CAMPUS



The Cache Valley, a fertile green valley with lakes and streams, is surrounded by the Wellsville Mountains on the west and the Bear River Range on the east. Just east of Logan is the Wasatch-Cache National Forest, accessed by the Logan Canyon Scenic Byway (Hwy. 89). Logan Canyon is filled with geological wonders, including vertical rock formations, caves and wind tunnels. Thirty minutes from Logan, Beaver Mountain Ski Resort is a popular winter getaway. Fifteen minutes beyond Beaver Mountain, the summit of Logan Canyon is a breathtaking view of turquoise-colored Bear Lake.



BEAVER MOUNTAIN



HIKING



WIND CAVES

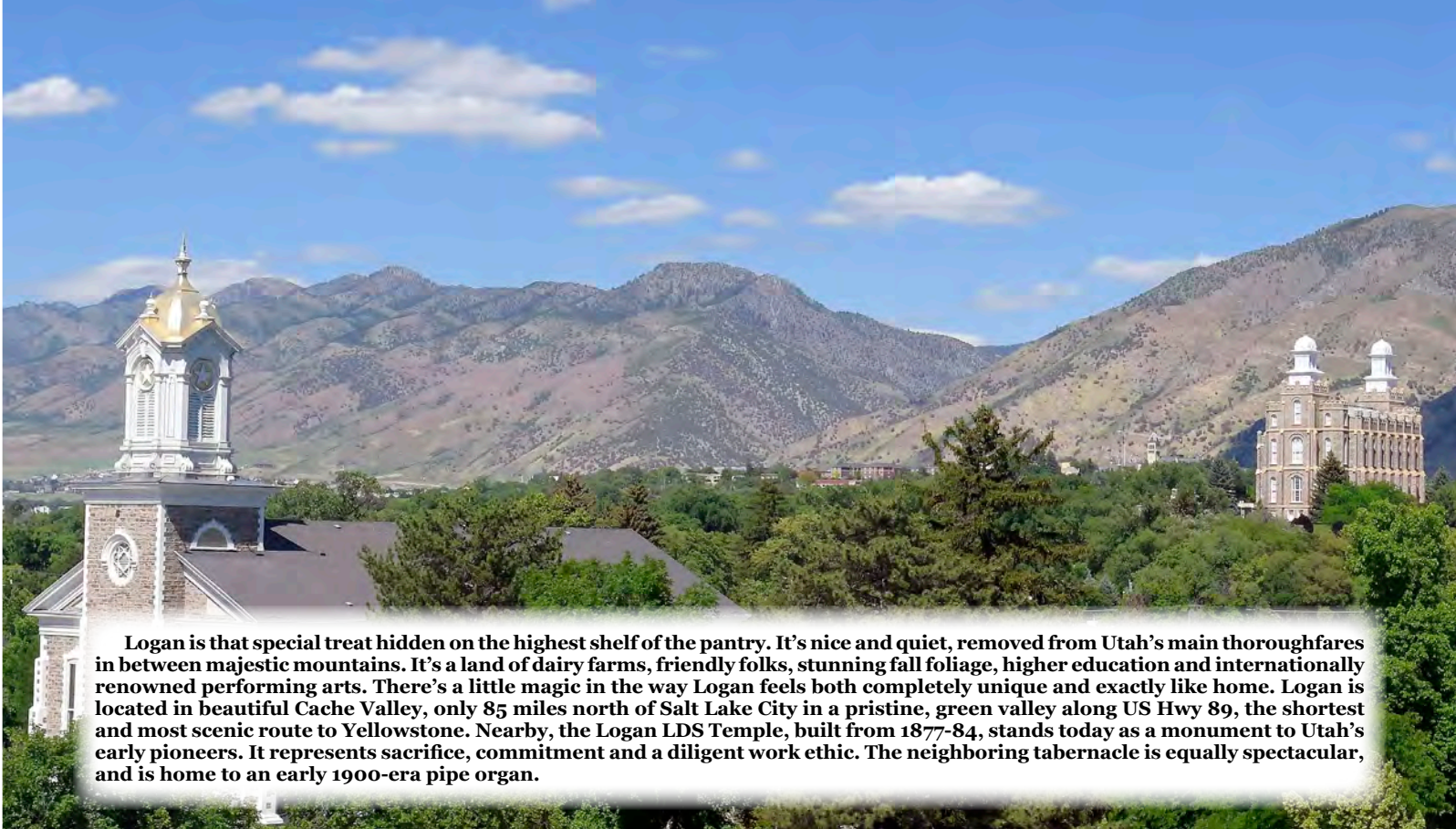


LOGAN CANYON



BEAR LAKE


CACHE VALLEY



Logan is that special treat hidden on the highest shelf of the pantry. It's nice and quiet, removed from Utah's main thoroughfares in between majestic mountains. It's a land of dairy farms, friendly folks, stunning fall foliage, higher education and internationally renowned performing arts. There's a little magic in the way Logan feels both completely unique and exactly like home. Logan is located in beautiful Cache Valley, only 85 miles north of Salt Lake City in a pristine, green valley along US Hwy 89, the shortest and most scenic route to Yellowstone. Nearby, the Logan LDS Temple, built from 1877-84, stands today as a monument to Utah's early pioneers. It represents sacrifice, commitment and a diligent work ethic. The neighboring tabernacle is equally spectacular, and is home to an early 1900-era pipe organ.



LOGAN



Not every state lets you ski and golf and go to the ballet in one day. Not every state has 12,000 years of human history and fry sauce. We're sorry. We know it's not fair. But hey, Utah's landlocked, so at least it doesn't have nice beaches. (No, wait. Actually, it does.) Fifteen national parks, including Zion, Arches and Yellowstone, are within a day's drive of Logan. The state is known for its skiing and gorgeous mountain views. Salt Lake City is home to four professional teams, including the NBA's Utah Jazz and the MLS' Real Salt Lake. The Bees are the Triple-A affiliate of the Anaheim Angels, and the Utah Grizzlies are part of the Elite Competition Hockey League. Salt Lake City combines the amenities of a major metropolitan area with the friendliness of a small, western city. Hosting the Olympic Winter Games of 2002 enhanced the community's profile as a world-class travel destination.



BEEHIVE STATE



MERLIN OLSEN FIELD AT MAVERIK STADIUM

Football
Built - 1968 • Capacity - 25,100
Largest Crowd - 33,119 vs. BYU on Oct. 4, 1996



DEE GLEN SMITH SPECTRUM

Men's and Women's Basketball, Gymnastics
Built - 1970 • Capacity - 10,270
Largest Crowd - 11,114 vs. BYU on Jan. 20, 1973



STAN LAUB INDOOR TRAINING CENTER

Football, Men's Golf, Softball, Women's Soccer, Track & Field
Built - 1998



RALPH MAUGHAN TRACK STADIUM

Men's and Women's Outdoor Track & Field
Rebuilt - 2016 • Capacity - 1,500
Hosted 2017 Mountain West Outdoor Track & Field Championships



LAREE AND LEGRAND JOHNSON FIELD

Softball
Built - 1995 • Capacity - 500



CHUCK AND GLORIA BELL SOCCER FIELD

Women's Soccer
Built - 2002 • Capacity - 500
Hosted 2012 WAC Championships



IFIT SPORTS PERFORMANCE CENTER

Built - 2013



WAYNE ESTES CENTER

Volleyball
Built - 2014 • Capacity - 1,400

FACILITIES

UTAH STATE

GYMNASTICS

PRONUNCIATIONS

Lexi ARAGON AIR-UH-GONE
 Carley BAYLES..... BAILS
 ANIQUE GRENIER UH-NEEK • GREN-EER
 Jessica GUTIERREZ..... GOO-TEE-AIR-EZ
 Dani KIRSTINE KEAR-STEEN
 KIELYN McCright..... KY-LYNN
 Ariel TOOMEY TWO-ME

BIRTHDAYS

Sofi Sullivan..... Jan. 18
 Rebecca Wells..... Feb. 1
 Jessica Gutierrez..... Feb. 16
 Brianna Brooks..... March 6
 Eve Jackson..... March 17
 Trinity Brown..... May 8
 Maia Fishwick May 11
 Dani Kirstine June 10
 Grace Rojas..... June 10
 Brooke Wilson..... July 22
 Lexi Aragon Aug. 5
 Brie Clark Aug. 12
 Carley Bayles..... Sept. 7
 Angel Stuart..... Sept. 9
 Anique Grenier..... Sept. 24
 Molly Arnold Sept. 28
 Kielyn McCright Oct. 2
 Ariel Toomey Oct. 14
 Amari Evans Dec. 5

ACADEMIC MAJORS

Lexi Aragon Environmental Engineering
 Molly Arnold Exploratory
 Carley Bayles..... Sociology
 Brianna Brooks..... Kinesiology (Exercise Science)
 Trinity Brown..... Kinesiology (Pre-PT)
 Brie Clark Kinesiology (Exercise Science)
 Amari Evans Nursing
 Maia Fishwick Sociology
 Anique Grenier..... Journalism
 Jessica Gutierrez..... Pre-Business
 Eve Jackson..... Human Exp. Design & Interaction
 Dani Kirstine Kinesiology (Exercise Science)
 Kielyn McCright Kinesiology (Pre-PT)
 Grace Rojas..... Accounting
 Angel Stuart..... Exploratory
 Sofi Sullivan..... Law and Constitution Studies
 Ariel Toomey Economics/Marketing
 Rebecca Wells..... Kinesiology (Exercise Science)
 Brooke Wilson..... Kinesiology (Pre-PT)

NAME	HEIGHT	YEAR	EVENTS	HOMETOWN	HIGH SCHOOL/PREVIOUS SCHOOL	CLUB
Lexi Aragon	5-2	Jr.	UB, BB, FX	Salt Lake City, Utah	West HS	USA Gymnastics World
Molly Arnold	5-5	Fr.	VT, UB, FX	Bloomington, Minnesota	Kennedy HS	Twin City Twisters
Carley Bayles	5-8	Sr.	UB, BB	Baton Rouge, Louisiana	Louisiana Virtual Charter Academy	Athletes In Motion
Brianna Brooks	5-7	So.	AA	Las Vegas, Nevada	West Career & Technical Academy	Desert Gymcats Gymnastics
Trinity Brown	5-5	Fr.	AA	Upper Marlboro, Maryland	Elizabeth Seton HS	Docksiders Gymnastics
Brie Clark	5-1	Fr.	AA	Daphne, Alabama	Daphne HS	Planet Gymnastics
Amari Evans	5-1	Fr.	AA	McKinney, Texas	iSchool Virtual Academy of Texas	WOGA Gymnastics
Maia Fishwick	5-6	Jr.	AA	Auckland, New Zealand	St. Cuthbert's College	Tri Star Gymnastics
Anique Grenier	5-8	Sr.	UB	Parker, Colorado	Chaparral HS	Incline Gymnastics
Jessica Gutierrez	5-2	Jr.	UB, BB, FX	Monterrey, Mexico	Colegio San Patricio	Regio Club Gimnástico
Eve Jackson	5-4	So.	AA	Los Angeles, California	Brentwood School	Broadway Gymnastics School
Dani Kirstine	5-3	Fr.	VT, UB, BB	Las Vegas, Nevada	Odyssey Charter HS	Brown's Gymnastics
Kielyn McCright	5-3	Fr.	UB, BB, FX	Boca Raton, Florida	Marjory Stoneman Douglas HS	American Twisters
Grace Rojas	5-3	Sr.	VT, UB, BB	Bolton, Ontario, Canada	Silverthorn Collegiate Institute	Manjaks Gymnastics
Angel Stuart	5-5	So.	VT, UB, FX	Gilberts, Illinois	Hampshire HS	Legacy Elite Gymnastics
Sofi Sullivan	5-4	Jr.	AA	Manhattan Beach, California	San Juan Capistrano HS	Azarian Gymnastics
Ariel Toomey	5-2	Jr.	AA	Tacoma, Washington	Wilson HS	Cascade Elite Gymnastics West
Rebecca Wells	5-2	Jr.	AA	Smyrna, Tennessee	Stewarts Creek HS	Let It Shine Gymnastics
Brooke Wilson	5-1	Fr.	VT, UB, BB	Flower Mound, Texas	Flower Mound HS	Metroplex Gymnastics

Head Coach: Amy Smith (UCLA, 2001), Fifth Year
Associate Head Coach: Erik Lewis (Auburn University at Montgomery, 2013), Fourth Year
Assistant Coach: Stephen Hood (Central Florida, 2017), First Year
Volunteer Assistant Coach: Abby Hood (Auburn, 2019), First Year
Athletic Trainer: Sydney Taylor (Weber State, 2021), First Year
Team Manager: Daniel Barclay, Second Year



Lexi Aragon
Salt Lake City, Utah
JR | 5'2" | UB/BB/FX




Molly Arnold
Bloomington, Minnesota
FR | 5'5" | VT/UB/FX



Carley Bayles
Baton Rouge, Louisiana
SR | 5'8" | UB/BB



Brianna Brooks
Las Vegas, Nevada
SO | 5'7" | AA



Trinity Brown
Upper Marlboro, Maryland
FR | 5'5" | AA




Brie Clark
Daphne, Alabama
FR | 5'1" | AA




Amari Evans
McKinney, Texas
FR | 5'1" | AA



Maia Fishwick
Auckland, New Zealand
JR | 5'6" | AA



Anique Grenier
Parker, Colorado
SR | 5'8" | UB



Jessica Gutierrez
Monterrey, Mexico
JR | 5'2" | UB/BB/FX



Eve Jackson
Los Angeles, California
SO | 5'4" | AA



Dani Kirstine
Las Vegas, Nevada
FR | 5'3" | VT/UB/BB



Kielyn McCright
Parkland, Florida
FR | 5'3" | UB/BB/FX



Grace Rojas
Bolton, Ontario, Canada
SR | 5'3" | VT/UB/BB



Angel Stuart
Gilberts, Illinois
SO | 5'5" | VT/UB/FX



Sofi Sullivan
Manhattan Beach, California
JR | 5'4" | AA




Ariel Toomey
Tacoma, Washington
JR | 5'2" | AA




Rebecca Wells
Smyrna, Tennessee
JR | 5'2" | AA



Brooke Wilson
Flower Mound, Texas
FR | 5'1" | VT/UB/BB



Amy Smith
Head Coach
Fifth Season at Utah State



Erik Lewis
Associate Head Coach
Fourth Season at Utah State



Stephen Hood
Assistant Coach
First Season at Utah State



Abby Hood
Volunteer Assistant Coach
First Season at Utah State





2022 Schedule

DATE	OPPONENT	SITE	TIME	SERIES RECORD
Friday, Jan. 7	<i>Rio Tinto Best of Utah Meet</i> vs. BYU vs. Southern Utah vs. Utah	West Valley City, Utah	7 p.m.	BYU leads, 85-49-1 Series tied, 53-53 Utah leads, 92-3
Friday, Jan. 14	Air Force	Logan, Utah	6 p.m.	Utah State leads, 13-1
Friday, Jan. 21	Boise State*	Logan, Utah	7 p.m.	Utah State leads, 56-52-1
Friday, Jan. 28	at BYU*	Provo, Utah	7 p.m.	BYU leads, 85-49-1
Friday, Feb. 4	Southern Utah*	Logan, Utah	7 p.m.	Series tied, 53-53
	Ball State			Ball State leads, 1-0
Friday, Feb. 11	at Southern Utah*	Cedar City, Utah	7 p.m.	Series tied, 53-53
Friday, Feb. 18	at Boise State*	Boise, Idaho	7 p.m.	Utah State leads, 56-52-1
Friday, Feb. 25	BYU*	Logan, Utah	7 p.m.	BYU leads, 85-49-1
	Towson			First Meeting
Sunday, Feb. 27	Towson	Logan, Utah	3 p.m.	Second Meeting
Sunday, March 6	at Washington vs. Stanford	Seattle, Washington	3 p.m.	Washington leads, 12-10 Stanford leads, 7-4-0
Saturday, March 12	at Minnesota vs. Long Island University vs. Temple	Minneapolis, Minnesota	3 p.m.	Series tied, 10-10 First Meeting First Meeting
Saturday, March 19	<i>MRGC Championships</i> vs. Boise State vs. BYU vs. Southern Utah	Boise, Idaho	6 p.m.	Utah State leads, 56-52-1 BYU leads, 85-49-1 Series tied, 53-53
Wed.-Sat., March 30-April 2	at NCAA Regionals	TBD	TBD	
Thurs.-Sat., April 14-16	at NCAA Championships	Fort Worth, Texas	TBD	

* - Denotes MRGC meet
All times Mountain
Home meets in **BOLD**



2022

AGGIE BIOS

AGGIE BIOS

SENIORS

ROJAS | GRENIER | BAYLES







Carley BAYLES

Club: Athletes in Motion
Major: Sociology



Senior • UB, BB • Baton Rouge, Louisiana • Louisiana Virtual Charter Academy

HONORS: Women's Collegiate Gymnastics Association Scholastic All-American (2021); Academic All-Mountain Rim Gymnastics Conference (2021).

SINGLE-SEASON RECORDS: Tied for 13th all-time in school history with a single-season beam average of 9.775, set in 2020.

2021 (JUNIOR CAMPAIGN): Competed as a beam specialist in 10 of Utah State's 11 meets during the season... Tied for 16th in the Mountain Rim Gymnastics Conference and tied for 35th in the North Central Region with a National Qualifying Score of 9.844 on beam... Capped her season at the NCAA Salt Lake City Regional Championships (4/2) by tying for 25th on beam with a 9.800, which is tied for sixth all-time in school history at a regional meet... Tied for second on beam with a career-high 9.900 at No. 5 Utah (3/12)... Garnered Women's Collegiate Gymnastics Association Scholastic All-America and academic all-MRGC accolades.

2020 (SOPHOMORE CAMPAIGN): Ranked 15th in the Mountain Rim Gymnastics Conference and tied for 38th in the North Central Region with a National Qualifying Score of 9.780 on beam... Averaged 9.775 on beam, which is tied for 13th all-time in single-season school history... Competed on beam in the last seven meets of the season, recording a then-career-best 9.875 at the Boise State quad meet (2/21) to tie for fifth... Tied for third on beam in back-to-back meets at Air Force (1/25) and at Southern Utah (1/31), recording a 9.800 and 9.825, respectively.

2019 (FRESHMAN CAMPAIGN): Did not compete during the season.

CLUB/HIGH SCHOOL: Competed in all four events for 14 years for Athletes In Motion in Prairieville, Louisiana, under coach Shelley Swanson... Placed second on beam and 11th in the all-around at the 2018 Level 10 Regionals... Was the 2017 state beam champion... Also competed at the Level 10 Regionals in 2016 and 2017... Graduated from the Louisiana Virtual Charter Academy.

PERSONAL: Daughter of Scott and Jeri Bayles... Has four brothers and two sisters... Majoring in sociology.



Carley Bayles CAREER RESULTS

2020 (SOPHOMORE)					
MEET	VAULT	BARS	BEAM	FLOOR	AA
@ BYU Tri Meet	---	---	9.425e	---	---
@ Air Force	---	---	9.800	---	---
@ #23 Southern Utah	---	---	9.825	---	---
Boise State	---	---	9.650	---	---
#20 Southern Utah	---	---	9.775	---	---
@ Boise State Quad Meet	---	---	9.875	---	---
UC Davis	---	---	9.800	---	---
#17 BYU	---	---	9.700	---	---
Average	---	---	9.775	---	---
NQS	---	---	9.780	---	---
Season High	---	---	9.875	---	---

2021 (JUNIOR)					
MEET	VAULT	BARS	BEAM	FLOOR	AA
@ Best of Utah Meet	---	---	8.700	---	---
#19 Southern Utah	---	---	9.650	---	---
#12 BYU	---	---	9.825	---	---
@ #25 Boise State	---	---	9.300	---	---
@ #17 Southern Utah	---	---	9.875	---	---
@ #11 BYU	---	---	8.625	---	---
@ Denver Tri Meet	---	---	9.775	---	---
@ #5 Utah	---	---	9.900	---	---
MRGC Championships	---	---	9.675	---	---
@ NCAA Regionals	---	---	9.800	---	---
Average	---	---	9.513	---	---
NQS	---	---	9.844	---	---
Season High	---	---	9.900	---	---



CAREER HIGHS

VAULT ---	UNEVEN BARS 9.900	BALANCE BEAM ---	FLOOR EXERCISE ---	ALL-AROUND ---
--------------	-----------------------------	---------------------	-----------------------	-------------------



Anique GRENIER

Senior • UB • Parker, Colorado • Chaparral HS

Club: Incline Gymnastics
Major: Journalism (PR)



HONORS: Academic All-Mountain Rim Gymnastics Conference (2021).

2021 (JUNIOR CAMPAIGN): Did not compete during the season... Earned academic all-Mountain Rim Gymnastics Conference honors.

PREVIOUS SCHOOL: Spent her first two years of college at Southern Utah, where she served as a student-coach for the Thunderbirds' gymnastics team.

CLUB/HIGH SCHOOL: Trained in the all-around at Incline Gymnastics in Littleton, Colorado, under the direction of Christi Damm... Was a Western Nationals qualifier and two-time state champion on bars and beam.

PERSONAL: One of three children of Eric and Lisa Grenier... Full name is Anique Nancy Grenier... Majoring in journalism and minoring in business.



CAREER HIGHS

VAULT

UNEVEN BARS

BALANCE BEAM

FLOOR EXERCISE

ALL-AROUND





Grace ROJAS

Club: Manjaks Gymnastics
Major: Accounting



Senior • VT, UB, BB • Bolton, Ontario, Canada • Silverthorn Collegiate Institute

HONORS: Academic All-Mountain Rim Gymnastics Conference (2019).

SINGLE-SEASON RECORDS: Ranks third and tied for fourth all-time in school history with single-season bars averages of 9.809 (2021) and 9.800 (2020).

2021 (JUNIOR SEASON): Was a fixture in the bars lineup, competing on the event in all 11 meets... Averaged 9.809 on bars, which ranks third all-time in single-season school history... Tied for 14th in the Mountain Rim Gymnastics Conference and tied for 30th in the North Central Region with a National Qualifying Score (NQS) of 9.844 on bars... Also tied for 14th in the MRGC and tied for 33rd regionally with an NQS of 9.819 on vault... Tied for 29th on bars (9.825) and placed 45th on vault (9.750) at the Salt Lake City NCAA Regional Second Round (4/2)... Recorded career-high-tying score of 9.850 on bars in three of the last five meets of the season, including at the MRGC Championships (3/20), where she tied for fifth on the event... Tied for 10th on vault with a 9.800 at the MRGC Championships... Tied for third on vault with a career-best 9.850 against No. 11 BYU (2/26)... Matched that vault score in the regular season finale at No. 5 Utah (3/12) to place fifth.

2020 (SOPHOMORE CAMPAIGN): Competed on vault and bars in all nine meets... Averaged 9.800 on bars, which is tied for fourth all-time in school history... Ranked 10th in the Mountain Rim Gymnastics Conference and tied for 25th in the North Central Region with a National Qualifying Score (NQS) of 9.825 on bars... Ranked 22nd in the MRGC and 49th regionally with an NQS of 9.770 on vault... Tied for fourth on bars with a career-high-tying 9.850 against No. 17 BYU (3/6)... Recorded five 9.825s on bars, including four straight during the season... Recorded season-high vault score of 9.825 two times, once at the Boise State quad meet (2/21) and again against BYU... Also competed on beam in three meets.

2019 (FRESHMAN CAMPAIGN): Competed on vault, bars and beam during her first season... Captured her first-career event title with a season-best 9.800 on vault against Alaska Anchorage (2/22)... Tied for third on bars with a career-high 9.850 against Southern Utah (3/8)... Tied for sixth on beam with a career-best 9.825 at a tri meet hosted by Boise State (3/1)... Averaged 9.710 on vault, 9.685 on beam and 9.661 on bars... Earned academic all-Mountain Rim Gymnastics Conference accolades.

CLUB/HIGH SCHOOL: Competed in the all-around for Manjaks Gymnastics in Mississauga, Ontario, Canada, under coaches Kelly Manjak and Kelsey Arnold... During the 2018 Provincials and 2018 Canadian Championships, Rojas placed third and sixth in the all-around, respectively... Was the all-around provincial champion in 2017 and captured fifth place in the all-around at the 2017 Canadian Championships... Helped Team Ontario cap-

ture two all-around titles at the 2017 and 2018 Canadian Championships... Graduated with honors and a four-year bilingual studies certificate from Silverthorn Collegiate Institute in Etobicoke, Ontario.

PERSONAL: Daughter of Antonio and Shelley Rojas... Has two older sisters... Competed for the same club and went to the same school as former USU teammate Maddie Straker... Majoring in accounting.



CAREER HIGHS

VAULT
9.850

UNEVEN BARS
9.850

BALANCE BEAM
9.825

FLOOR EXERCISE

ALL-AROUND

*Grace Rojas* CAREER RESULTS**2019 (FRESHMAN)**

MEET	VAULT	BARS	BEAM	FLOOR	AA
@ Pitt Quad Meet	9.700	9.250	---	---	---
#6 BYU	9.775	9.725	9.450e	---	---
@ #16 BYU	9.750	9.775	9.775e	---	---
@ Southern Utah	9.700	9.825	9.675	---	---
#9 Boise State	9.650	9.675	9.675	---	---
@ WVU Quad Meet	9.725	9.750	9.725	---	---
Alaska Anchorage	9.800	---	---	---	---
@ Boise State Tri Meet	9.625	9.775	9.825	---	---
Southern Utah	9.750	9.850	9.525	---	---
@ #2 UCLA	9.625	9.325	9.700	---	---
Average	9.710	9.661	9.685	---	---
NQS	9.740	9.770	---	---	---
Season High	9.800	9.850	9.825	---	---

2020 (SOPHOMORE)

MEET	VAULT	BARS	BEAM	FLOOR	AA
@ Best of Utah Meet	9.650	9.825	9.050	---	---
@ BYU Tri Meet	9.625	9.800	9.450	---	---
@ Air Force	9.775	9.800	---	---	---
@ #23 Southern Utah	9.725	9.825	---	---	---
Boise State	9.700	9.825	8.825	---	---
#20 Southern Utah	9.750	9.825	---	---	---
@ Boise State Quad Meet	9.825	9.825	---	---	---
UC Davis	9.775	9.625	---	---	---
#17 BYU	9.825	9.850	---	---	---
Average	9.739	9.800	9.108	---	---
NQS	9.770	9.825	---	---	---
Season High	9.825	9.850	9.450	---	---

2021 (JUNIOR)

MEET	VAULT	BARS	BEAM	FLOOR	AA
@ Best of Utah Meet	9.750	9.825	---	---	---
#19 Southern Utah	9.700	9.825	---	---	---
#12 BYU	9.600	9.725	8.875e	---	---
@ #25 Boise State	9.775	9.775	---	---	---
#22 Boise State	9.775	9.800	---	---	---
@ #17 Southern Utah	9.725	9.775	---	---	---
@ #11 BYU	9.850	9.850	---	---	---
@ Denver Tri Meet	---	9.800	9.825e	---	---
@ #5 Utah	9.850	9.850	---	---	---
MRGC Championships	9.800	9.850	---	---	---
@ NCAA Regionals	9.750	9.825	---	---	---
Average	9.758	9.809	---	---	---
NQS	9.819	9.844	---	---	---
Season High	9.850	9.850	---	---	---



JUNIORS

WELLS | TOOMEY | GUTIERREZ



ARAGON | SULLIVAN | FISHWICK





Levi ARAGON

Junior • UB, BB, FX • Salt Lake City, Utah • West HS

Club: USA Gymnastics World
Major: Environmental Engineering



HONORS: Women's Collegiate Gymnastics Association Scholastic All-American (2020, 2021); Academic All-Mountain Rim Gymnastics Conference (2020).

2021 (SOPHOMORE CAMPAIGN): Competed in two meets... Recorded a 9.050 on beam at the season-opening Rio Tinto Best of Utah Meet (1/9)... Notched a 9.425 on bars against No. 22 Boise State (2/13)... Garnered Women's Collegiate Gymnastics Association Scholastic All-America and academic all-Mountain Rim Gymnastics Conference accolades.

2020 (FRESHMAN CAMPAIGN): Competed in one meet during the season, recording a career-high 9.700 on bars against UC Davis (2/28) to tie for seventh... Earned Women's Collegiate Gymnastics Association Scholastic All-America and academic all-Mountain Rim Gymnastics Conference accolades.

CLUB/HIGH SCHOOL: Trained at USA Gymnastics World for nine years under the direction of Hugh Smith and Carolyn Taylor... Placed second on floor and third on bars at the 2019 Utah State Championships... Qualified for the Junior Olympic National Championships in 2019, as well as the regional championships... Graduated from West High School in Salt Lake City in the top five percent of her class (out of 560)... Earned an academic scholarship to Utah State.

PERSONAL: One of four daughters of Andrew and Traci Aragon... Full name is Alexis Bobbi Aragon... Majoring in environmental engineering.



Levi Aragon CAREER RESULTS

2020 (FRESHMAN)					
MEET	VAULT	BARS	BEAM	FLOOR	AA
@ Best of Utah Meet	---	8.575e	8.850e	---	---
Boise State	---	9.125e	8.925e	---	---
#20 Southern Utah	---	9.200e	---	---	---
UC Davis	---	9.700	---	---	---
#17 BYU	---	9.725e	---	---	---
Average	---	9.700	---	---	---
NQS	---	---	---	---	---
Season High	---	9.700	---	---	---
2021 (SOPHOMORE)					
MEET	VAULT	BARS	BEAM	FLOOR	AA
@ Best of Utah Meet	---	---	9.050	---	---
#19 Southern Utah	---	8.775e	9.300e	---	---
#12 BYU	---	9.600e	---	---	---
@ #17 Southern Utah	---	9.425	---	---	---
@ #11 BYU	---	---	9.650e	---	---
Average	---	9.425	9.050	---	---
NQS	---	---	---	---	---
Season High	---	9.425	9.050	---	---

CAREER HIGHS

VAULT

UNEVEN BARS
9.700

BALANCE BEAM
9.050

FLOOR EXERCISE

ALL-AROUND



Maia FISHWICK

Club: Tri Star Gymnastics
Major: Sociology



Junior • AA • Auckland, New Zealand • St. Cuthbert's College

HONORS: Mountain Rim Gymnastics Conference Bars Specialist of the Week (1/24/21); Women's Collegiate Gymnastics Association Scholastic All-American (2021); Academic All-Mountain Rim Gymnastics Conference (2021).

SINGLE-MEET RECORDS: Tied for the third-best bars score in school history with a 9.950 against No. 19 Southern Utah (1/22/21).

2021 (SOPHOMORE CAMPAIGN): Competed as a bars specialist in all 11 meets... Tied for eighth in the Mountain Rim Gymnastics Conference, tied for 17th in the North Central Region and tied for 78th in the nation with a National Qualifying Score of 9.875 on bars... Tied for 20th on bars with a 9.750 at the MRGC Championships (3/20)... Named the MRGC Bars Specialist of the Week after placing first on the event with a career-high 9.950, which is tied for third all-time in school history, against No. 19 Southern Utah (1/22)... Was the only non-senior to capture an event title on the season... Tied her career-best score of 9.675 on floor at the Rio Tinto Best of Utah Meet (1/9)... Garnered Women's Collegiate Gymnastics Association Scholastic All-America and academic all-MRGC accolades.

2020 (FRESHMAN CAMPAIGN): Competed on vault, bars and beam in her first season... Recorded a season-high 9.875 on bars while making her collegiate debut at the Rio Tinto Best of Utah Meet (1/11), tying for second on the event... Had a career-best 9.675 on vault at No. 23 Southern Utah (1/31) and a career-high 9.800 on beam against No. 20 SUU (2/14)... Competed on bars in all nine meets of the season, averaging 9.544.

CLUB/HIGH SCHOOL: Trained at Tri Star Gymnastics in Auckland under the direction of Jacey Humpherys... New Zealand's current beam, vault and bars national champion... Was her nation's top performer at the 2018 FIG Artistic Gymnastics Championships in Doha, Qatar... At the Auckland Championships, she was first on vault, bars and beam, and was fourth on bars at the Pacific Rim Championships... A two-time world championship competitor... Rotated with Team USA's Simone Biles at the 2018 world championships... Received a 2018 Sports Colours Award from St. Cuthbert's College.

PERSONAL: Daughter of Bruce Fishwick and Ngaire Ashmore... Majoring in sociology.



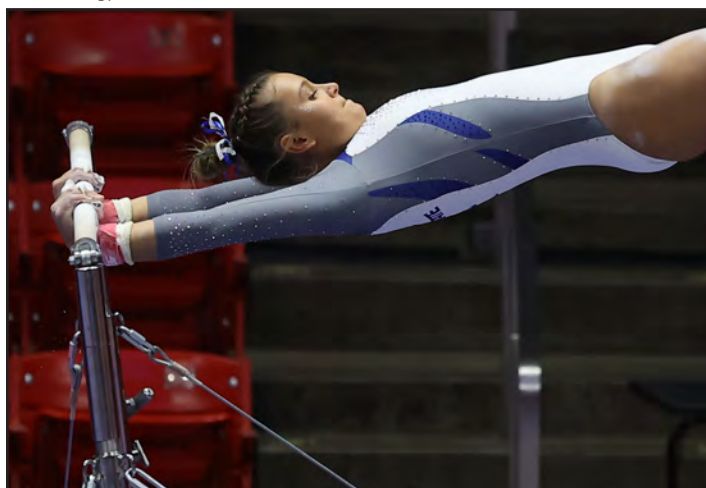
Maia Fishwick CAREER RESULTS

2020 (FRESHMAN)

MEET	VAULT	BAR	BEAM	FLOOR	AA
@ Best of Utah Meet	9.625e	9.875	---	---	---
@ BYU Tri Meet	---	9.000	---	---	---
@ Air Force	9.675e	9.150	9.775e	---	---
#23 Southern Utah	9.675	9.650	---	---	---
Boise State	---	9.100	9.525e	---	---
#20 Southern Utah	---	9.850	9.800	---	---
@ Boise State Quad Meet	9.000e	9.675	9.350	8.975e	---
UC Davis	---	9.775	8.800	---	---
#17 BYU	---	9.825	---	---	---
Average	9.675	9.544	9.317	---	---
NQS	---	---	---	---	---
Season High	9.675	9.875	9.800	---	---

2021 (SOPHOMORE)

MEET	VAULT	BAR	BEAM	FLOOR	AA
@ Best of Utah Meet	---	9.800	---	9.675	---
#19 Southern Utah	---	9.950	---	9.475	---
#12 BYU	---	9.150	---	---	---
@ #25 Boise State	---	9.850	---	---	---
#22 Boise State	---	9.850	---	---	---
@ #17 Southern Utah	---	9.775	9.700e	---	---
@ #11 BYU	---	9.850	---	9.850e	---
@ Denver Tri Meet	---	9.800	---	---	---
@ #5 Utah	---	8.450	---	---	---
MRGC Championships	---	9.750	---	---	---
Average	---	9.623	---	9.575	---
NQS	---	9.875	---	---	---
Season High	---	9.950	---	9.675	---



CAREER HIGHS

VAULT
9.675

UNEVEN BARS
9.950

BALANCE BEAM
9.800

FLOOR EXERCISE
9.675

ALL-AROUND





Jessica GUTIERREZ

Club: Regio Club Gimnástico
Major: Pre-Business



Junior • UB, BB, FX • Monterrey, Mexico • Colegio San Patricio

HONORS: Women's Collegiate Gymnastics Association Scholastic All-American (2020, 2021); Academic All-Mountain Rim Gymnastics Conference (2021).

2021 (SOPHOMORE CAMPAIGN): Competed on bars and floor in 10 of 11 meets... Averaged 9.700 on bars and 9.765 on floor... Tied for 39th on bars (9.800) and tied for 47th on floor (9.675) at the Salt Lake City NCAA Regional Second Round (4/2)... Tied for 18th on floor (9.800) and tied for 20th on bars (9.750) at the Mountain Rim Gymnastics Conference Championships (3/21)... Recorded personal-best floor score of 9.850 against No. 11 BYU (2/26) and at No. 5 Utah (3/12), tying for eighth and fourth, respectively, on the event at each meet... Earned Women's Collegiate Gymnastics Association Scholastic All-America and academic all-MRGC honors.

2020 (FRESHMAN CAMPAIGN): Competed on bars in six of the nine meets during the season... Captured her only title of the season with a career-high 9.825 on bars against UC Davis (2/28)... Averaged 9.667 on bars... Earned Women's Collegiate Gymnastics Association Scholastic All-America honors.

CLUB/HIGH SCHOOL: Member of Regio Club Gimnástico for 16 years... Graduated from Colegio San Patricio in Monterrey, Mexico.

PERSONAL: Daughter of Gustavo Gutierrez and Iris Sepulveda... Has four sisters... Was a member of the Mexico National Team for three years... Majoring in pre-business.



Jessica Gutierrez CAREER RESULTS

2020 (FRESHMAN)

MEET	VAULT	BAR	BEAM	FLOOR	AA
@ BYU Tri Meet	---	9.650	---	---	---
Boise State	---	9.650	---	---	---
#20 Southern Utah	---	9.800	---	---	---
@ Boise State Quad Meet	---	9.350	---	---	---
UC Davis	---	9.825	---	---	---
#17 BYU	---	9.725	---	---	---
Average	---	9.667	---	---	---
NQS	---	---	---	---	---
Season High	---	9.825	---	---	---

2021 (SOPHOMORE)

MEET	VAULT	BAR	BEAM	FLOOR	AA
@ Best of Utah Meet	---	9.725	---	---	---
#19 Southern Utah	---	9.750	---	9.650e	---
#12 BYU	---	9.750	---	---	---
@ #25 Boise State	---	9.775	---	9.750e	---
#22 Boise State	---	9.125	---	9.075e	---
@ #11 BYU	---	9.725	---	9.850	---
@ Denver Tri Meet	---	9.800	---	9.650	---
@ #5 Utah	---	9.800	---	9.850	---
MRGC Championships	---	9.750	---	9.800	---
at NCAA Regionals	---	9.800	---	9.675	---
Average	---	9.700	---	9.765	---
NQS	---	9.781	---	9.788	---
Season High	---	9.800	---	9.850	---

CAREER HIGHS

VAULT

UNEVEN BARS
9.825

BALANCE BEAM

FLOOR EXERCISE
9.850

ALL-AROUND



Sofi SULLIVAN

Club: Azarian Gymnastics
Major: Law & Constitutional Studies



Junior • AA • Manhattan Beach, California • San Juan Capistrano HS

HONORS: Mountain Rim Gymnastics Conference Freshman of the Year (2020); MRGC Co-Beam Specialist of the Year (2020); First-Team All-MRGC: Beam (2020); MRGC Beam Specialist of the Week (1/19/20; 1/26/20; 2/23/20; 3/1/20).

SINGLE-SEASON RECORDS: Ranks second and 16th all-time in school history with single-season beam and vault averages of 9.883 and 9.779, both set in 2020... Captured eight titles in 2020, which is tied for the ninth-most in freshman class history.

SINGLE-MEET RECORDS: Set the school record with a 9.975 on beam at Air Force (1/25/20)... Also had a 9.925 on beam against UC Davis (2/28/20), which is tied for eighth all-time.

2021 (SOPHOMORE CAMPAIGN): Opted to sit out the season.

2020 (FRESHMAN CAMPAIGN): Named the Mountain Rim Gymnastics Conference Freshman of the Year as selected by the league's head coaches... Earned MRGC Co-Beam Specialist of the Year and first-team all-conference honors after tying for first in the league and tying for 27th nationally with a National Qualifying Score (NQS) of 9.895 on the event... Was a four-time MRGC Beam Specialist of the Week honoree... Notched eight titles on the season, which is tied for the ninth-most in freshman class history... Helped the Aggies lead the MRGC and rank 19th nationally on beam with an NQS of 49.105... Also helped the team average 49.039 on beam, which set the single-season school record... Captured her first-career beam title with a school-record 9.975 at Air Force (1/25/20), which also ranks second all-time in MRGC history... Averaged 9.883 on beam and 9.779 on vault to rank second and 16th, respectively, all-time in school history... Earned her first MRGC Beam Specialist of the Week accolade after tying for second on the event with a 9.900 in a tri meet against No. 5 UCLA and No. 15 BYU (1/18)... Garnered her second-consecutive MRGC Beam Specialist of the Week award following her stellar 9.975 at Air Force... Picked up her third MRGC Beam Specialist of the Week honor after tying for first on the event with a 9.950, which is tied for second all-time in school history, at the Boise State quad meet (2/21)... Notched her fourth and final MRGC Beam Specialist of the Week accolade after placing first on the event with a 9.925 against UC Davis (2/28)... Averaged 9.779 on vault, which ranks 16th all-time in single-season school history... Competed in the all-around in seven of the nine meets... Recorded a career-best score of 39.325 in the all-around two times during the season, once at Air Force and again at the Boise State quad meet... Placed in the top three a total of 18 times to lead the team... Also led the team with 332.225 points... Recorded a career-high score of 9.850 on vault at the Rio Tinto Best of Utah Meet (1/11) to tie for third... Notched a career-best 9.900 on bars and a 9.850 on floor against No. 17 BYU (3/6) to tie for first and tie for fourth, respectively... Ranked third in the MRGC, eighth in the region and 41st in the nation with an NQS of 39.120 in the all-around... Averaged 9.711 on bars, 9.714 on floor and 39.036 in the all-around.

CLUB/HIGH SCHOOL: Trained at Azarian Gymnastics under Perry Davies... In her very first year as a level-10 gymnast, captured the beam and floor titles at the 2014 state championships, as well as placed third in the all-around... Captured the vault crown and placed second in the all-around at the 2018 California Grand Invitational, and placed fourth in the all-around at the California Classic... Finished third on beam and fifth in the all-around at the state championships, then went on to win the vault title, place second on beam, third on floor and fifth in the all-around at regionals... Placed fourth on floor and 17th in the all-around at the 2018 Junior Olympic Nationals...

Finished first on beam and second in the all-around at the 2017 World Elite Classic... Captured third place on beam at the state championships, as well as won beam and placed 14th in the all-around at the regional meet... Graduated from San Juan Capistrano High School.

PERSONAL: Daughter of Paul and Corina Sullivan... Majoring in law and constitutional studies.



Sofi Sullivan CAREER RESULTS

2020 (FRESHMAN)					
MEET	VAULT	BAR	BEAM	FLOOR	AA
@ Best of Utah Meet	9.850	8.925	9.850	9.700	38.325
@ BYU Tri Meet	9.750	9.800	9.900	9.300	38.750
@ Air Force	9.775	9.775	9.975	9.800	39.325
@ #23 Southern Utah	---	9.850	9.825	9.700	---
Boise State	9.800	9.750	9.825	9.800	39.175
#20 Southern Utah	9.800	9.875	9.850	9.775	39.300
@ Boise State Quad Meet	9.800	9.800	9.950	9.775	39.325
UC Davis	9.675	9.725	9.925	9.725	39.050
#17 BYU	---	9.900	9.850	9.850	---
Average	9.779	9.711	9.883	9.714	39.036
NQS	9.785	9.820	9.895	9.770	39.120
Season High	9.850	9.900	9.975	9.850	39.325

CAREER HIGHS

VAULT
9.850

UNEVEN BARS
9.900

BALANCE BEAM
9.975

FLOOR EXERCISE
9.850

ALL-AROUND
39.325





Ariel TOOMEY

Junior • AA • Tacoma, Washington • Wilson HS

Club: Cascade Elite Gymnastics West
Major: Economics/Marketing




HONORS: Women's Collegiate Gymnastics Association Scholastic All-American (2020, 2021); Academic All-Mountain Rim Gymnastics Conference (2020, 2021).

2021 (SOPHOMORE CAMPAIGN): Competed as a floor specialist in all 11 meets... Ranked 22nd in the Mountain Rim Gymnastics Conference and 43rd in the North Central Region with a National Qualifying Score of 9.825 on floor, averaging 9.750 on the event... Tied for 22nd on floor with a career-high-tying 9.850 at the Salt Lake City NCAA Regional Second Round (4/2)... Also had a career-best-tying 9.850 on floor at the MRGC Championships, where she tied for eighth on the event... Scored a 9.800 or better in eight meets, including the last six of the season... Earned Women's Collegiate Gymnastics Association Scholastic All-America and academic all-MRGC accolades.

2020 (FRESHMAN CAMPAIGN): Competed as a floor specialist in all nine meets... Ranked 13th in the Mountain Rim Gymnastics Conference and tied for 36th in the North Central Region with a National Qualifying Score of 9.805 on floor... Averaged 9.792 on floor... Notched a career-best 9.850 on floor to tie for eighth at the Boise State quad meet (2/21)... Recorded a 9.800 on floor in her collegiate debut at the Rio Tinto Best of Utah Meet (1/11) to tie for 14th... Earned Women's Collegiate Gymnastics Association Scholastic All-America and academic all-MRGC accolades.

CLUB/HIGH SCHOOL: Trained at Cascade Elite Gymnastics West under the direction of Frank Lee... Experienced on all four events as a level-10 gymnast... Placed sixth on both beam and floor at the 2019 Junior Olympic National Championships... Was the state and regional floor champ in 2019... Placed second on beam, third in the all-around and sixth on floor at the 2017 Western Championships... Graduated from Wilson High School in Tacoma, Washington, where she earned the 2019 President's Education Award and was an Honor Cord recipient... Also earned the U.S. Army Reserve National Scholar/Athlete Award.

PERSONAL: Daughter of Chris and Cheri Toomey... Full name is Ariel Kathleen Toomey... Has one brother and one sister... Working on a double major in economics and marketing.



Ariel Toomey CAREER RESULTS

2020 (FRESHMAN)

MEET	VAULT	BARS	BEAM	FLOOR	AA
@ Best of Utah Meet	---	---	---	9.800	---
@ BYU Tri Meet	---	---	---	9.750	---
@ Air Force	---	---	---	9.775	---
@ #23 Southern Utah	---	---	---	9.800	---
Boise State	---	---	---	9.725	---
#20 Southern Utah	---	---	---	9.825	---
@ Boise State Quad Meet	---	---	---	9.850	---
UC Davis	---	---	---	9.825	---
#17 BYU	---	---	---	9.775	---
Average	---	---	---	9.792	---
NQS	---	---	---	9.805	---
Season High	---	---	---	9.850	---

2021 (SOPHOMORE)

MEET	VAULT	BARS	BEAM	FLOOR	AA
@ Best of Utah Meet	---	---	---	9.700	---
#19 Southern Utah	---	---	---	9.700	---
#12 BYU	---	---	---	9.800	---
@ #25 Boise State	---	---	8.700e	9.800	---
#22 Boise State	---	---	9.775e	9.300	---
@ #17 Southern Utah	---	---	---	9.800	---
@ #11 BYU	---	---	---	9.825	---
@ Denver Tri Meet	---	---	---	9.825	---
@ #5 Utah	---	---	---	9.800	---
at MRGC Championships	---	---	---	9.850	---
@ NCAA Regionals	---	---	---	9.850	---
Average	---	---	---	9.750	---
NQS	---	---	---	9.850	---
Season High	---	---	---	9.850	---



CAREER
HIGHS

VAULT

UNEVEN BARS

BALANCE BEAM

FLOOR EXERCISE

9.850

ALL-AROUND



Rebecca WELLS

Junior • AA • Smyrna, Tennessee • Stewarts Creek HS

Club: Let It Shine Gymnastics
Major: Kinesiology



HONORS: Mountain Rim Gymnastics Conference Vault Specialist of the Week (3/8/21).

SINGLE-SEASON RECORDS: Ranks 10th, 14th and 17th all-time in school history with single-season vault, floor and beam averages of 9.798, 9.836 and 9.755. all of which were set in 2021.


SINGLE-MEET RECORDS: Set the school record for the best all-around score at an NCAA Regional Championships meet with a 39.200 in Salt Lake City, Utah (4/2/21), where she also recorded the third-best floor score (9.900) and matched the third-best vault score (9.850) in school history at a regional meet.

2021 (SOPHOMORE CAMPAIGN): Competed in all 11 meets during the season... Tied for 12th in the Mountain Rim Gymnastics Conference and tied for 30th in the North Central Region with a National Qualifying Score of 9.825 on vault, averaging 9.798 on the event to rank 10th in school history... Tied for ninth in the MRGC, tied for 24th in the region and tied for 91st in the nation with an NQS of 9.875 on beam... Averaged 9.755 on the event, which ranks 17th all-time in school history... Ranked 16th in the conference and tied for 30th in the region with an NQS of 9.856 on floor, averaging 9.836 on the event to rank 14th all-time in school history... Made her collegiate debut in the all-around at the Salt Lake City NCAA Regional Second Round (4/2), placing sixth with a 39.200, which ranks first all-time for a regional meet... Also tied for third on floor with a career-high 9.900, tied for 14th on vault with a 9.850, tied for 41st on bars with a 9.775 and placed 46th on bars with a 9.775 at regionals... The 9.900 on floor ranks third all-time on the event at a regional meet, while the 9.850 on vault is tied for third all-time on the event at regionals... Tied for fourth on beam (9.850), tied for eighth on floor (9.850) and tied for 10th on vault (9.800) at the MRGC Championships (3/20/21)... Earned her first-career MRGC Vault Specialist of the Week accolade after tying for fourth on vault with a personal-best 9.875 at the Denver Tri Meet (3/7), where she also tied for fifth on beam with a career-high 9.900.

2020 (FRESHMAN CAMPAIGN): Averaged 9.800 on floor and 9.633 on vault... Tied for 14th in the Mountain Rim Gymnastics Conference and tied for 31st in the North Central Region with a National Qualifying Score of 9.790 on vault... Recorded then-career-high scores of 9.850 on floor against Boise State (2/7) and No. 17 BYU (3/6), placing third and tying for fourth, respectively... Also had then-personal-best scores of 9.825 on vault to tie for sixth and 9.800 on beam to tie for fourth against BYU.

CLUB/HIGH SCHOOL: Trained in the all-around under Matt Baker at Let It Shine Gymnastics in Franklin, Tennessee... The level-10 gymnast placed ninth on beam and in the all-around at the 2019 Junior Olympic National Championships... Finished third on beam and in the all-around, and fifth on vault at regionals... A two-time national qualifier and five-time level 10 regional qualifier... Was the 2017 state champion on beam... Took second on the event at the 2018 state championships... Placed second on beam, floor and in the all-around, and captured third place on bars at the 2019 state championships... Was third on beam and in the all-around at the 2019 region championships... Let It Shine Gymnastics tabbed the 2018 and 2019 Gym of the Year... Graduated from Stewarts Creek High School.

PERSONAL: Daughter of Sean and Danette Wells... Full name is Rebecca Addison Wells... Has one sister... Majoring in kinesiology with an emphasis in exercise science.



Rebecca Wells CAREER RESULTS

2020 (FRESHMAN)

MEET	VAULT	BAR	BEAM	FLOOR	AA
@ Best of Utah Meet	9.800	---	---	---	---
@ BYU Tri Meet	9.775	---	---	---	---
@ Air Force	9.675	---	---	---	---
@ #23 Southern Utah	8.500	---	---	9.650	---
Boise State	9.775	---	---	9.850	---
#20 Southern Utah	9.750	---	9.675e	9.825	---
@ Boise State Quad Meet	9.800	---	9.000e	9.825	---
UC Davis	9.800	---	9.775	9.800	---
#17 BYU	9.825	---	9.800	9.850	---
Average	9.663	---	9.788	9.800	---
NQS	9.790	---	---	---	---
Season High	9.825	---	9.800	9.850	---

2021 (SOPHOMORE)

MEET	VAULT	BAR	BEAM	FLOOR	AA
@ Best of Utah Meet	9.750	---	9.775	9.775	---
#19 Southern Utah	9.775	---	9.825	9.850	---
#12 BYU	9.750	---	9.875	9.825	---
@ #25 Boise State	9.800	---	9.825	9.825	---
#22 Boise State	9.750	---	9.625	9.775	---
@ #17 Southern Utah	9.800	---	9.325	9.850	---
@ #11 BYU	9.800	---	9.875	9.875	---
@ Denver Tri Meet	9.875	---	9.900	9.850	---
@ #5 Utah	9.825	---	9.750	9.825	---
at MRGC Championships	9.800	---	9.850	9.850	---
@ NCAA Regionals	9.850	9.775	9.675	9.900	39.200
Average	9.798	9.775	9.755	9.750	39.200
NQS	9.825	---	9.875	9.856	---
Season High	9.875	9.775	9.900	9.900	39.200

CAREER
HIGHS

VAULT
9.875

UNEVEN BARS
9.775

BALANCE BEAM
9.900

FLOOR EXERCISE
9.900

ALL-AROUND
39.200





SOPHOMORES

BROOKS | STUART | JACKSON





Brianna BROOKS

Club: Desert Gymcats Gymnastics
Major: Kinesiology



Sophomore • AA • Las Vegas, Nevada • West Career & Technical Academy

HONORS: Women's Collegiate Gymnastics Association Scholastic All-American (2021); Academic All-Mountain Rim Gymnastics Conference (2021).

2021 (FRESHMAN CAMPAIGN): Competed on vault, bars and beam in her first season at Utah State... Tied for 14th in the Mountain Rim Gymnastics Conference and tied for 30th in the North Central Region with a National Qualifying Score of 9.844 on bars... Tied for 12th in the league and tied for 29th in the region with an NQS of 9.856 on beam... Placed 52nd on bars (8.100) and tied for 29th on beam (9.775) at the Salt Lake City NCAA Regional Second Round (4/2)... Tied for 17th on bars (9.775) and tied for 22nd on beam (9.375) at the MRGC Championships (3/20)... Recorded career-best scores of 9.800 on vault at No. 25 Boise State (2/6) and 9.875 on bars at No. 11 BYU (2/26)... Had a pair of personal-best 9.875s on beam, doing so the first time at home against No. 12 BYU (1/29) and again at the Denver tri meet (3/7)... Garnered Women's Collegiate Gymnastics Association Scholastic All-America and academic all-MRGC accolades.

CLUB/HIGH SCHOOL: Trained since 2008 at Desert Gymcats Gymnastics in Las Vegas, Nevada, under Jordan Schwiker... Experienced on all four events as a level-10 gymnast... Qualified for the 2019 Junior Olympic National Championships... Placed third on bars at the 2019 Region 1 Championships... Placed third in the all-around (38.275), second on bars (9.650), fourth on beam (9.450), fifth on floor (9.425) and tied for second on vault (9.750) at the 2019 Nevada State Championships... Graduated from West Career & Technical Academy.

PERSONAL: Daughter of Justin and Leticia Brooks... Full name is Brianna Marie Brooks... Has one brother... Majoring in kinesiology with an emphasis in exercise science.



Brianna Brooks CAREER RESULTS

2021 (FRESHMAN)					
MEET	VAULT	BAR	BEAM	FLOOR	AA
@ Best of Utah Meet	9.725	9.775	9.650	---	---
#19 Southern Utah	8.850	9.825	9.825	---	---
#12 BYU	9.575	9.750	9.875	---	---
@ #25 Boise State	9.800	9.775	9.850	---	---
#22 Boise State	9.775	9.850	9.775	---	---
@ #11 BYU	9.750	9.875	9.825	---	---
@ Denver Tri Meet	9.675	9.825	9.875	---	---
@ #5 Utah	9.750e	9.825	9.800	---	---
MRGC Championships	---	9.775	9.375	---	---
@ NCAA Regionals	---	8.100	9.775	---	---
Average	9.593	9.638	9.763	---	---
NQS	9.763	9.844	9.856	---	---
Season High	9.800	9.875	9.875	---	---

CAREER HIGHS

VAULT
9.800

UNEVEN BARS
9.875

BALANCE BEAM
9.875

FLOOR EXERCISE

ALL-AROUND



Eve JACKSON

Club: Broadway Gymnastics School
Major: Human Experience Design & Interaction



Sophomore • AA • Los Angeles, California • Brentwood School

HONORS: Academic All-Mountain Rim Gymnastics Conference (2021).

2021 (FRESHMAN CAMPAIGN): Competed on bars, beam and floor in her first season at Utah State... Ranked 20th in the Mountain Rim Gymnastics Conference and 41st in the North Central Region with a National Qualifying Score of 9.825... Tied for 19th in the league and tied for 37th in the region with an NQS of 9.838... Averaged 9.633 on bars and 9.744 on floor... Placed 49th on floor with a 9.600 at the Salt Lake City NCAA Regional Second Round (4/2)... Tied for eighth on floor (9.850) and tied for 17th on bars (9.775) at the MRGC Championships (3/21)... Made her collegiate debut at the Rio Tinto Best of Utah Meet (1/9), where she tied for second on bars with a career-best 9.850... Matched her career high of 9.850 on bars at the following meet against No. 19 Southern Utah (1/22), tying for fourth... Tied for 10th on beam with a career-best 9.775 at No. 17 Southern Utah (2/19)... Tied for fourth on floor with a personal-best 9.875 at No. 11 BYU (2/26)... Garnered academic all-MRGC accolades.

CLUB/HIGH SCHOOL: Trained at Broadway Gymnastics School in Los Angeles, California... Placed first on vault at the 2019 California Grand Invitational, the New Orleans Jazz Invitational and the Fiesta Bowl... Began competing as a level-10 gymnast in 2018, where she placed 10th on vault at the SoCal State Championships and seventh on bars at the Region 1 Championships... In 2017, as a level-9 gymnast, captured gold on vault at the state championships, and won gold in the all-around and on vault, and silver on bars at the regional championships... She later captured silver on vault at the Western Championships... Graduated from Brentwood School in Los Angeles in 2020.

PERSONAL: Daughter of Byron and Beryle Jackson... Has two step-siblings... Her father played in the NFL, CFL and World League... Her uncle, DeSean Jackson, is a wide receiver for the Las Vegas Raiders, having also spent time with the Philadelphia Eagles, Washington Football Team, Tampa Bay Buccaneers and Los Angeles Rams... Majoring in human experience design and interaction.



Eve Jackson CAREER RESULTS

2021 (FRESHMAN)					
MEET	VAULT	BARS	BEAM	FLOOR	AA
@ Best of Utah Meet	---	9.850	9.625e	9.425	---
#19 Southern Utah	---	9.850	9.550e	9.450e	---
#12 BYU	---	9.800	---	9.525e	---
@ #25 Boise State	---	9.775	---	9.800	---
#22 Boise State	---	8.550	9.750e	9.825	---
@ #17 Southern Utah	---	9.800	9.775	9.800	---
@ #11 BYU	---	9.675	9.500e	9.875	---
@ Denver Tri Meet	---	9.450	---	9.750	---
@ #5 Utah	---	9.800	9.725e	9.775	---
MRGC Championships	---	9.775	---	9.850	---
@ NCAA Regionals	---	---	---	9.600	---
Average	---	9.633	9.775	9.744	---
NQS	---	9.825	---	9.838	---
Season High	---	9.850	9.775	9.875	---

CAREER HIGHS

VAULT

UNEVEN BARS
9.850

BALANCE BEAM
9.775

FLOOR EXERCISE
9.875

ALL-AROUND





Angel STUART

Sophomore • VT, UB, FX • Gilberts, Illinois • Hampshire HS

Club: Legacy Elite Gymnastics
Major: Exploratory



2021 (FRESHMAN CAMPAIGN): Competed on vault in one meet, recording a 9.625 against No. 12 BYU to place 10th on the event.

CLUB/HIGH SCHOOL: Trained at Legacy Elite Gymnastics in Aurora, Illinois, during the 2019-20 season under the direction of Jiani Wu... Was the 2017 regional floor and all-around champion, while placing second on vault and beam... In 2018, she was the regional floor champion and placed third on vault, and in 2019, she finished 12th in the all-around... Graduated from Hampshire (Illinois) High School with a GPA of 3.31.

PERSONAL: Daughter of Eacliffe and Grace Stuart... Has two brothers... Full name is Angelica Rose Stuart... Undeclared on a college major.



Angel Stuart CAREER RESULTS

2021 (FRESHMAN)					
MEET	VAULT	BARS	BEAM	FLOOR	AA
@ Best of Utah Meet	9.725e	---	---	---	---
#19 Southern Utah	9.675e	---	---	---	---
#12 BYU	9.625	---	---	---	---
@ #25 Boise State	9.650e	---	---	---	---
#22 Boise State	9.650e	---	---	---	---
@ #11 BYU	9.725e	---	---	---	---
@ Denver Tri Meet	9.650e	---	---	---	---
Average	9.625	---	---	---	---
NQS	---	---	---	---	---
Season High	9.625	---	---	---	---

CAREER HIGHS

VAULT
9.625

UNEVEN BARS

BALANCE BEAM

FLOOR EXERCISE

ALL-AROUND

2022 AGGIES



FRESHMEN

CLOCKWISE FROM TOP:
MCCRIGHT | BROWN | ARNOLD
WILSON | CLARK | KIRSTINE | EVANS







Molly **ARNOLD**

Freshman • VT, UB, FX • Bloomington, Minnesota • Kennedy HS

Club: Twin City Twisters
Major: Exploratory



CLUB/HIGH SCHOOL: Trained at Twin City Twisters in Champlin, Minnesota, for three years under the direction of Steve Hafemen and Sami Wozney... Experienced on all four events as a level-10 gymnast... Was a competitor at the 2016 and 2018 national championships... Placed fourth on beam, fifth on bars and tied for fifth on floor at the 2018 Region 4 Championships... Graduated in 2021 from Kennedy High School in Bloomington, Minnesota.

PERSONAL: Daughter of Justin and Sarah Arnold... Full name is Molly Rae Arnold... Has one brother and one sister... Undecided on a college major.



Trinity **BROWN**

Freshman • AA • Upper Marlboro, Maryland • Elizabeth Seton HS

Club: Docksiders Gymnastics
Major: Kinesiology



CLUB/HIGH SCHOOL: Trained at Docksiders Gymnastics in Millersville, Maryland, under the direction of Bob Oullette... Placed first on vault and in the all-around at the 2020 Courtney Kupets Pink Gymnastics Invitational... Was the 2019 Maryland state vault and all-around champion... Placed fifth in the all-around at the 2019 Region 7 Championships, and was a competitor at the Junior Olympic National Championships... As a level-9 gymnast in 2018, she was the Region 7 vault and all-around champion... Received the 2019 Leadership and Most Improved awards from her club team... Graduated in 2021 from Elizabeth Seton High School in Bladensburg, Maryland... Was a member of the National Honor Society and Ambassadors Program.

PERSONAL: Daughter of Alexander Jr. and Janet Brown... Full name is Trinity Janae Brown... Has one younger sister... Majoring in kinesiology with an emphasis in pre-physical therapy.





Brie CLARK

Club: Planet Gymnastics
Major: Kinesiology



Freshman • AA • Daphne, Alabama • Daphne HS

CLUB/HIGH SCHOOL: Trained at Planet Gymnastics in Mobile, Alabama, under the direction of Vladimir Novikov, who won a gold medal at the 1988 Olympic Games in Seoul, South Korea, and Natasha Novikov... Was the 2019 regional floor champion and state beam champion... As a level-9 gymnast in 2018, was the Eastern Nationals all-around and floor champion... Graduated (2021) from Daphne (Alabama) High School, where she was an honor student... Was a member of First Priority and the Peer Helper Organization, as well as volunteered at the Out of the Darkness Walk/Suicide Prevention.

PERSONAL: Daughter of Terrence and Tonya Clark... Full name is Gabrielle Elizabeth Clark... Has one younger brother... One of the very few gymnasts to ever complete "The Biles" during a floor routine... Majoring in kinesiology with an emphasis in exercise science.



Amari EVANS

Club: WOGA Gymnastics
Major: Nursing



Freshman • AA • McKinney, Texas • iSchool Virtual Academy of Texas

CLUB/HIGH SCHOOL: Trained at WOGA Gymnastics in Plano, Texas, under coaches Matt Winn, Josh Jefferis and Natalya Marakova... Named to America's Top 100 on uneven bars with a 9.750 in 2016, her first season competing as a level-10 gymnast... In 2017, she won the bars title at the state championships while qualifying for regionals... A two-time state champion on bars, once each at level 9 and level 10... Named an alternate for the 2018 Junior Olympic Nationals after finishing eighth in the all-around and fourth on floor at the Region 3 Championships... Qualified for the 2019 Junior Olympic Nationals in Indianapolis, Indiana, and in 2020, she qualified for the state championships, but was unable to compete due to the COVID-19 pandemic... Graduated in 2021 from iSchool Virtual Academy of Texas.

PERSONAL: One of two children of Muntai and Chantile Evans... Majoring in nursing.





Dani KIRSTINE

Club: Brown's Gymnastics
Major: Kinesiology



Freshman • VT, UB, BB • Las Vegas, Nevada • Odyssey Charter HS

CLUB/HIGH SCHOOL: Trained at Brown's Gymnastics in Las Vegas, Nevada, under the direction of Kyle Khou... Was the 2019 Junior Olympic Nationals bars champion and helped lead her club team to a first-place finish at Lady Luck 2020.

PERSONAL: Daughter of James Kirstine and Josée Lacasse... Has one younger sister... Her mother is a former Canadian alpine skier who won multiple World Cup titles and competed in the 1998 Winter Olympics in Calgary, placing 11th in the giant slalom and 16th in the slalom... She later attended Sierra Nevada College on a full scholarship and is in the Eagles' Hall of Fame... Majoring in kinesiology with an emphasis in exercise science.



Kielyn McCRIGHT

Club: American Twisters
Major: Kinesiology



Freshman • UB, BB, FX • Parkland, Florida • Marjory Stoneman Douglas HS

CLUB/HIGH SCHOOL: Trained at American Twisters in Coconut Creek, Florida, under the direction of Gary Anderson and Christy Collazo-Ramirez... Experienced on all four events as a level-10 gymnast... Captured first on beam at the 2020 Tim Rand Invitational and the Elevate the Stage meet... Placed sixth on both beam and bars, and 16th in the all-around, at the 2019 Junior Olympic National Championships... Was the champion on bars at the 2019 Region 8 Championships, where she also placed second in the all-around... Finished second on both bars and beam at the state championships... Was an alternate for the 2018 Junior Olympics, as well as regional and state qualifier... American Twisters was tabbed the 2016 Region 8 Club of the Year... Graduated in 2021 from Marjory Stoneman Douglas High School in Parkland, Florida.

PERSONAL: Daughter of Andy and Viki Huckle-McCright... Full name is Kielyn Ambers McCright... Has one older brother... Majoring in kinesiology with an emphasis in pre-physical therapy.





Brooke WILSON

Club: Metroplex Gymnastics
Major: Kinesiology



Freshman • VT, UB, BB • Flower Mound, Texas • Flower Mound HS

CLUB/HIGH SCHOOL: Trained at Metroplex Gymnastics in Allen, Texas, under the direction of Marnie Futch, Kambri Hoffman and Nikki Melcroy... Started competing at level 10 in 2017, when she placed in the top 10 on vault and beam at the state championships... In 2018, she placed in the top 10 on vault, beam, floor and in the all-around at state... Was a Region 3 qualifier... Won the bars title with a 9.775 at the 2019 state championships and was the all-around champion at the 2020 Biles Invitational... Graduated in 2021 from Flower Mound (Texas) High School, where she was an honor student... Received the Jammin' Jag Award, which is an outstanding student character accolade.

PERSONAL: One of five daughters of Marc and Stacey Wilson... Full name is Brooke Morgan Wilson... Her oldest sister, Kayla, is a member of Louisville's swimming & diving team... Majoring in kinesiology with an emphasis in pre-physical therapy.



RESPECT.

It's the name of the game.

UTAH

STATE





2022

COACHES

COACHES



Amy
SMITH

HEAD COACH ⇒ FIFTH SEASON AT USU ⇒ UCLA, 2001



2020 MRGC COACH OF THE YEAR

► **AMY SMITH FILE**

Fifth Year at Utah State

► **COACHING HISTORY**

2017-Present: Utah State
Head Coach

2014-17: North Carolina
Assistant Head Coach

2012-13: North Carolina
Assistant Coach

2011-12: UCLA
Assistant Coach

2007-11: Missouri
Assistant Coach

2003-06: Florida
Choreographer

2003-05: Kentucky
Choreographer

1997-98: UCLA
Undergraduate Assistant Coach

► **COLLEGIATE HONORS**
UCLA

⇒ Floor First-Team All-American (1995, 1997).

⇒ Vault First-Team All-American (1997).

⇒ 1997 Pac-10 floor exercise champ.

⇒ 1997 West Region vault champ.

⇒ 1996 West Region floor champ.

⇒ Co-captain in 1996 and 1997.

⇒ Helped UCLA capture national championship in 1997 and a runner-up finish in 1996.

OKLAHOMA

⇒ 1994 NIT vault champion.

⇒ 1994 NIT floor champion.

⇒ 1994 Big Eight vault champion.

► **COLLEGE EDUCATION**
UCLA

⇒ B.A., English, 2001

Amy Smith is in her fifth season at the helm of the Utah State gymnastics program. She was introduced as just the fourth head coach in the history of the program on July 17, 2017.

Despite battling through a year of uncertainty with the COVID-19 pandemic, Utah State still enjoyed one of its finest seasons in program history in 2021 as the Aggies competed in their 26th NCAA Regional Championship, including their first since 2017.

When the dust finally settled, Utah State ended the year ranked No. 25 in the nation, their best finish since finishing 15th in 1999. The Aggies also tied for 25th in 1998.

Utah State scored 49 or better on vault in six-straight meets, which set a school record. The Aggies averaged a school-record 49.005 on the event, marking the first time in school history they have ever averaged 49 or better. USU notched three of its top vault scores in school history with a 49.225 (tied for third) at the Denver tri meet, and a pair of 49.175s (tied for fifth) at both BYU and Utah.

At the Salt Lake City NCAA Regional Second Round, held at the Maverik Center in West Valley City, Utah, the Aggies recorded their top vault score at a regional meet with a 49.075, bettering the 48.950 set at the NCAA Settle Regional in 2017.

Mikaela Meyer, who was named the Mountain Rim Gymnastics Conference co-Vault Specialist of the Year and earned first-team accolades on the event, averaged 9.838 on vault, which ranks second all-time in school history.

Fellow seniors Leighton Varnadore, who garnered second-team all-MRGC honors on vault, and Autumn DeHarde, averaged 9.809 (tied for fifth all-time) and 9.800 (ninth all-time), respectively, on the event. Sophomore Rebecca Wells averaged 9.798, which ranks 10th all-time.

Grace Rojas led Utah State on bars in 2021 as she averaged 9.809 on the event, which ranks third all-time in school history. As a team, the Aggies averaged 48.877, good enough for fourth-best in school history. Utah State scored a 49.025 on bars at the NCAA Regional Championships, which is the second-best score the team has ever produced at a regional meet.

The Aggies set a school record by scoring 49 or better on beam in nine-straight meets. They also averaged 49.032 on the event, which ranks second all-time in school history. Utah State recorded three of its top beam scores in school history in 2021 with a 49.400 (third) at the Denver tri meet, a 49.275 (tied for fifth) against No. 19 Southern Utah and a 49.225 (tied for eighth) at No. 17



Southern Utah.

DeHarde averaged 9.883 on beam, which ranks second all-time in school history. The native of Sussex, Wisconsin, holds the school record with a beam average of 9.889 set in 2020, and she also averaged 9.827 in 2018 and 2019, which is tied for fourth all-time. She was named the MRGC Beam Specialist of the Year and earned first-team honors on the event.

Just like she did on beam, DeHarde led the Aggies on floor in 2021 with an average of 9.864, which ranks fifth all-time in school history. Utah State began the NCAA Regional Championships on floor with a 49.125, which set a school record for a regional meet. Leading the way on the event was Wells, who tied for third overall with a career-high 9.900, which ranks third all-time for a regional meet. DeHarde tied for 13th on floor with a 9.875, which is tied for fourth for a regional.

As a team, the Aggies averaged 49.036 on floor, which ranks fourth all-time in school history.

Varnadore garnered first-team all-MRGC honors in the all-around during the season, while Wells made her debut in the all-around at the NCAA Regional Championships,



where she recorded a 39.200, which is the best score in school history for a regional meet.

Utah State recorded three of its best all-time team scores in school history in 2021 with a 196.775 (third) at the Denver tri meet, a 196.600 (tied for fifth) at BYU and a 196.500 (seventh) at Utah. Inside the friendly confines of the Dee Glen Smith Spectrum, the Aggies had a 196.250 in the MRGC Championships and a 196.225 against Southern Utah, which rank seventh and eighth all-time at home.

Utah State notched four of its best away scores in school history with a 196.775 (third) at the Denver tri meet, a 196.600 (fourth) at BYU, a 196.500 (fifth) at Utah and a 196.250 (seventh) at Boise State.

The Aggies also excelled in the classroom as 16 student-athletes received Scholastic All-America Award accolades from the Women's Collegiate Gymnastics Association (WCGA). Furthermore, 16 Aggies earned academic all-MRGC honors.

In 2020, Smith was named the Mountain Rim Gymnastics Conference Coach of the Year by her peers after leading the Aggies to a 7-6-1 overall record, marking the first time since 1999 that the Aggies ended the season with a winning record.

Smith coached the Mountain Rim Gymnastics Conference Gymnast of the Year in DeHarde and MRGC Freshman of the Year in Sofi Sullivan. DeHarde also earned MRGC Co-Beam and Co-Floor Specialist of the Year accolades, and was named to the first team on both events. Sullivan shared the MRGC Co-Beam Specialist of the Year award with DeHarde, and also earned first-team honors on the event, as well as a first-team citation in the all-around.

Under Smith's tutelage, Varnadore earned second-team honors on vault and in the all-around.

Before the season was cut short due to the COVID-19 outbreak, the Aggies were ranked 29th in the nation with a National Qualifying Score (NQS) of 195.915 – the highest in school history – and were poised to advance to the NCAA Regional Championships for the first time since 2017.

Utah State defeated every MRGC rival in 2020, snapping a 22-meet losing streak to Boise State (dating back to 2012), a nine-meet losing streak to BYU (dating back to 2017) and a five-meet losing streak to Southern Utah (dating back to 2018) this season.

The Aggies led the MRGC and ranked 19th nationally on beam with a 49.105 NQS. USU recorded the best beam score in school history with a 49.575 at the Boise State quad meet.

Utah State averaged 49.039 on beam, which set the single-season school record. The Aggies averaged 48.875 on vault (fourth all-time in single-season school history), 48.756 on bars (tied for



seventh) and 48.992 on floor (sixth).

DeHarde averaged 9.889 on beam, which ranks first all-time in single-season school history. She tied for first in the MRGC and tied for 27th in the nation with a 9.895 NQS on beam. DeHarde had a career-high 9.950 on beam, which is tied for second all-time in school history, at the Boise State quad meet.

Furthermore, DeHarde tied for first in the MRGC and tied for 43rd nationally with a 9.895 NQS on floor. She averaged 9.883 on the event, which ranks second all-time in single-season school history. The native of Sussex, Wisconsin, recorded a career-high 9.950 on floor against BYU, which is tied for third all-time in school history.

Sullivan tied for first in the MRGC and tied for 27th in the nation with her 9.895 NQS on beam. She captured her first-career beam title with a school-record 9.975 at Air Force, which also ranks second all-time in MRGC history. The native of Manhattan Beach, California, also had a 9.950 on beam, which is tied for second all-time in school history, at the Boise State quad meet. Sullivan averaged 9.883 on beam, which ranks second all-time in single-season school history.

In 2019, Smith coached Madison Ward-Sessions to Women's Collegiate Gymnastics Association (WCGA) second-team regular-season All-American honors on floor. Ward-Sessions became the first gymnast in Utah State history to ever

garner All-American accolades during the regular season. Furthermore, she was the first Aggie to be named an All-American since Jodi Mabb in 1981.

Ward-Sessions capped her stellar Utah State career by competing at the NCAA Regional Championships, where she placed third on floor with a 9.925 and 13th in the all-around with a 38.425. Her 9.925 on floor ranks first all-time in school history for a regional meet and her third-place finish is the best-ever by an Aggie on the event at the regional championships.

During the 2019 campaign, Ward-Sessions averaged 9.906 on floor, which ranks first all-time in single-season school history. She is the first and only Utah State gymnast to ever average 9.900 or better.

Three Aggies qualified for the 2019 NCAA Regional Championships in Ward-Sessions (all-around, floor), MaKayla Bullitt (bars) and DeHarde (beam, floor). On top of that, Ward-Sessions earned first-team all-MRGC honors on floor and second-team all-league accolades on vault and in the all-around. DeHarde garnered second-team all-MRGC honors on floor and Varnadore earned second-team all-league honors in the all-around.

Eight Aggies received Scholastic All-America Award accolades from the Women's Collegiate Gymnastics Association (WCGA) following the 2018-19 campaign, including Leighton Varnadore, Taylor Dittmar, Caitlin Gray, Meyer, Maya Perez-





Lugones, Logan Varnadore and Glory Yoakum. Those eight Aggies were also part of 13 gymnasts who received MRGC academic all-league honors.

In her first season at the helm, Smith guided the Aggies to a 9-11 overall record, including 3-2 at home and 2-4 in the MRGC. Utah State placed third at the MRGC Championships with a team score of 195.825.

Under Smith's tutelage, five Aggies competed at the NCAA Regional Championships in Minneapolis, Minnesota. Those five – Ward-Sessions, Emily Briones, Brittany Jeppesen, DeHarde and Meyer – went a perfect 7-for-7 on their routines.

The Aggies also got it done in the classroom under Smith as five gymnasts – Briones, Maddie McIntyre, Kiera Miller, Dittmar and Varnadore – received Scholastic All-America Awards from the WCGA for carrying a 3.5 or higher GPA during the school year. Those five Aggies were also part of 13 gymnasts who received MRGC academic all-league honors.

Before making her way to Logan, Smith spent the previous five seasons at North Carolina. She was promoted to associate head coach in 2014.

During her time at North Carolina, Smith played an instrumental role in developing some of the Tar Heels' top all-arounders in recent memory. Elizabeth Durkac was named the 2013 East Atlantic Gymnastics League co-Gymnast of the Year and Haley Watts was tabbed the 2015 EAGL Senior of the Year.

Smith capped her tenure at UNC by being tabbed the 2017 EAGL Assistant Coach of the Year, while Morgan Lane and Khazia Hislop were tabbed the conference's Gymnast of the Year and Rookie of the Year, respectively.

Prior to North Carolina, Smith spent the 2011-12 season on the coaching staff at UCLA, where she began her coaching career in 1998 as an undergraduate assistant coach under the guidance of head coach Valorie Kondos Field.

Upon her return to UCLA, Smith helped coach the Bruins to a third consecutive top-three finish at the 2012 NCAA Championships.

Smith was an assistant coach at Missouri from 2007-11 and helped guide the Tigers to their first-ever NCAA Championship appearance in 2010. As the team choreographer and balance beam coach, she helped Sarah Shire earn a runner-up finish on floor at the 2010 NCAA Championships and the 2009 Big 12 beam title. Additionally, Adrianne Perry won two consecutive Big 12 floor titles in 2008 and 2009 under Smith's tutelage.

From 2003-06, Smith was a volunteer assistant coach at Florida, where she became an established choreographer, specializing in floor exercise. During her time with the Gators, Smith choreographed routines for six All-Americans.

Furthermore, Smith served as Kentucky's choreographer from 2003-05.

A 2001 UCLA graduate, Smith helped propel the Bruins to a national championship in 1997. She earned first-team All-American honors on both



vault and floor in 1997, and also captured a Pac-10 Conference title on floor and an NCAA West Regional title on vault. Smith was a team captain in both 1996 and 1997.

Smith spent her first year of collegiate gymnastics at Oklahoma, where she won the Big Eight vault championship, and the vault and floor championships at the 1994 National Invitational Tournament.

At the conclusion of her collegiate career, Smith went on to start her professional career in coaching and choreography, and developed a reputation as a choreographer while coaching camps.

After acting as an undergraduate coach for UCLA from 1997-98, Smith earned her bachelor of arts with a major in English in 2001.

UTAH STATE GYMNASTICS SUPPORT STAFF



Daniel Barclay
Manager
Second Year at USU



Amy Crosbie
Exec. Associate AD/SWA
Third Year at USU



Wade Denniston
Media Relations
Seventh Year at USU



Jamie Fuse
Strength & Conditioning
Third Year at USU




Jeremiah Sievers
Academic Coordinator
Second Year at USU



Sydney Taylor
Athletic Trainer
First Year at USU





Erik LEWIS

- ⇒ Associate Head Coach
- ⇒ Fourth Season at Utah State
- ⇒ AU at Montgomery, 2013



Erik Lewis, who is in his fourth year overall at Utah State, is in his second season as an associate head coach for the Aggies. He is the head bars and floor coach.

Despite battling through a year of uncertainty with the COVID-19 pandemic, Utah State still enjoyed one of its finest seasons in program history in 2021 as the Aggies competed in their 26th NCAA Regional Championship, including their first since 2017.

Lewis coached Grace Rojas, who led Utah State on bars in 2021 as she averaged 9.809 on the event, which ranks third all-time in school history. As a team, the Aggies averaged 48.877, good enough for fourth-best in school history. Utah State scored a 49.025 on bars at Salt Lake City NCAA Regional Second Round, which was held at the Maverik Center in West Valley City, Utah. The 49.025 is the second-best score the team has ever produced at a regional meet.

Autumn DeHarde led the Aggies on floor in 2021 with an average of 9.864, which ranks fifth all-time in school history. Utah State began the NCAA Regional Championships on floor with a 49.125, which set a school record for a regional meet. Leading the way on the event was Rebecca Wells, who tied for third overall with a career-high 9.900, which ranks third all-time for a regional meet. DeHarde tied for 13th on floor with a 9.875, which is tied for fourth for a regional.

As a team, the Aggies averaged 49.036 on floor during 2021, which ranks fourth all-time in school history.

Leighton Varnadore garnered first-team all-Mountain Rim Gymnastics Conference (MRGC) honors in the all-around during the season, while Wells made her debut in the all-around at the NCAA Regional Championships, where she recorded a 39.200, which is the best score in school history for a regional meet.

Utah State recorded three of its best all-time team scores in school history in 2021 with a 196.775 (third) at the Denver tri meet, a 196.600 (tied for fifth) at BYU and a 196.500 (seventh) at Utah. Inside the friendly confines of the Dee Glen Smith Spectrum, the Aggies had a 196.250 in the MRGC Championships and a 196.225 against Southern Utah, which rank seventh and eighth all-time at home.

Utah State notched four of its best away scores in school history with a 196.775 (third) at the Denver tri meet, a 196.600 (fourth) at BYU, a 196.500 (fifth) at Utah and a 196.250 (seventh) at Boise State.

During the 2020 campaign, Lewis helped coach the MRGC Gymnast of the Year (DeHarde) and MRGC Freshman of the Year (Sofi Sullivan). DeHarde also earned MRGC co-Beam and co-Floor Specialist of the Year accolades, and was named to the first team on both events. Sullivan shared the MRGC Co-Beam Specialist of the Year award with DeHarde, and also earned first-team honors on the event.

DeHarde averaged 9.883 on floor, which ranks second all-time in single-season school history. She had a career-high 9.950 on the event against No. 17 BYU, which is tied for third all-time in school history, and also had a 9.925 against No. 20 Southern Utah, which is tied for 17th all-time in school history.

Lewis also coached Varnadore, who averaged 9.839 on floor, which is tied for 11th all-time in single-season school history. Varnadore, a second-team all-MRGC honoree on vault, tied for eighth in the conference with a National Qualifying Score (NQS) of 9.855 on floor. She had a career-high 39.350 in the all-around at the Boise State quad meet.

Under Lewis' guidance in 2020, Rojas averaged 9.800 on bars, which ranks fourth all-time in school history. Rojas ranked 10th in the MRGC with an NQS of 9.825 on bars.

Utah State averaged 48.756 on bars, which is tied for seventh all-time in single-season school history, and averaged 48.992 on floor, which ranks sixth all-time in single-season school history.

The Aggies finished the 2020 campaign with a 7-6-1 overall record, marking the first time since 1999 that they ended the season with a winning record. Furthermore, Utah State went undefeated (4-0) at home for just the second time in school history, joining the 1978 (8-0) team.

/// THE LEWIS FILE ///

COACHING EXPERIENCE

2021- Utah State - Associate Head Coach
2019-20 Utah State - Assistant Coach

EDUCATION

2013 Auburn University at Montgomery - Biology

In the home meet against BYU, Utah State had a 49.275 on bars, which is tied for seventh all-time in school history.

In 2019, Lewis helped coach two gymnasts that qualified for the NCAA Regional Championships in Madison Ward-Sessions (all-around, floor) and MaKayla Bullitt (bars). Ward-Sessions placed 13th in the all-around (38.425).

Lewis also coached Varnadore, who garnered second-team all-MRGC honors in the all-around, as did Ward-Sessions. Bullitt tied for third on the team with a pair of event titles – both on bars – and her Regional Qualifying Score (RQS) of 9.845 tied for 93rd nationally.

The Aggies averaged 48.885 on bars in 2019, which ranks third all-time in school history. Ward-Sessions averaged 9.792 on the event, which is seventh all-time in single-season school history.

Lewis came to Utah State after spending the previous year as the program director for Roswell Gymnastics in Roswell, Georgia. Not only did Lewis coach level 5-10 men's and women's teams, and NCAA gymnasts, he also developed budgets and allocated funds, led recruiting efforts, and planned and directed meets hosted by Roswell Gymnastics.

During his time at Roswell Gymnastics, Lewis oversaw a \$266,000 athletic financial fund, created pre-team and team lesson plans, created and managed rotations for all events, supervised preschool and recreational classes, and managed enrollment for recreational programs.

Prior to working at Roswell Gymnastics, Lewis spent three years (2014-17) in a similar role as the program director at Armory Athletics in Montgomery, Alabama. While there, he was in charge of roughly 32 optional level athletes. Lewis qualified 11 gymnasts to the Junior Olympic National Championships, where those athletes earned eight national medals.

Lewis graduated from Auburn University at Montgomery in 2013 with a bachelor's degree in biology. With that degree, he has done substantial course work in areas focusing on the human body, which has enabled Lewis to apply that knowledge to his athletes' performance and longevity.





Stephen HOOD

- ⇒ Assistant Coach
- ⇒ First Season at Utah State
- ⇒ Central Florida, 2017



Stephen Hood is in his first season as an assistant coach at Utah State. He is the primary coach on vault and co-coach on bars.


Hood arrived in Logan after spending the previous four seasons as an assistant coach at Texas Woman's University in Denton, Texas. During his time at TWU, Hood served as both the vault and bars coach, recruiting coordinator, academic coordinator, camp director, spotter and was in charge of the daily practice schedule. In 2020-21, the Pioneers were the academic national champions with a team GPA of 3.8881.

In his first year at TWU, Hood helped lead the Pioneers to the 2018 USA Gymnastics (USAG) Collegiate National Championship, as well as a national title on vault. Texas Woman's was also the 2021 USAG collegiate national vault champion.

Hood joined the Pioneers from the University of Central Florida, where he was a member of the two-time world champion cheer team. The four-year letterman also led the squad to a European Open Championship and a national champion runner-up finish on three occasions.

The native of Navarre, Florida, served as the women's team coach and women's recreational program director at Gulf Coast Gymnastics, where he trained and mentored new staff, held various coaching positions at multiple levels, oversaw the developmental program, led various recreational programs, and kept up with facility maintenance and improvements.

Hood, who is married to Utah State volunteer assistant gymnastics coach Abby Hood, graduated from Central Florida in 2017 with a bachelor's degree in industrial engineering.



/// THE STEPHEN HOOD FILE ///

COACHING EXPERIENCE

2021- Utah State - Assistant Coach
2017-21 Texas Woman's University - Assistant Coach

EDUCATION

2017 Central Florida - Industrial Engineering

STUDENT-ATHLETE EXPERIENCE

2013-17 Central Florida (Cheer)



Abby HOOD

- ⇒ Volunteer Assistant Coach
- ⇒ First Season at Utah State
- ⇒ Auburn, 2019



Abby Hood is in her first season as a volunteer assistant coach with the Utah State gymnastics program.

Hood will assist Utah State associate head coach Erik Lewis on floor, assist head coach Amy Smith with choreography, and work on performance quality of routines, among other day-to-day operations with the program.


Hood arrives in Logan after working as one of the head optional coaches and choreographers for the girls program at Achievers Gymnastics Center in her hometown of Denton, Texas.

The daughter of John and Christy Milliet graduated from Auburn in 2019 with a degree in marketing. During her time with the Tigers, Hood made the SEC Academic Honor Roll on two occasions, was a 2018 WCGA Scholastic All-American and was named to the all-SEC Team and Freshman all-SEC Team in 2015.

In Hood's final season at Auburn, the Tigers finished 2019 ranked 16th in the nation as the squad narrowly missed a share of the regular season SEC title, finishing with a 5-2 record in the league for sole possession of second place – the highest regular season finish in program history. She capped her successful career by going 34-for-35 on her routines.

During her junior campaign in 2018, Hood led the team on beam with seven event titles, including a share of the title at the 2018 NCAA Salt Lake City Regional. Her finish advanced her to the NCAA Championships, where she closed out the season with a 9.85 on the event.

Hood, who is married to Utah State assistant gymnastics coach Stephen Hood, recorded career-high scores of 9.600 on vault, 9.950 on bars, 9.950 on beam, 9.950 on floor and 38.700 in the all-around.



/// THE ABBY HOOD FILE ///

COACHING EXPERIENCE

2021- Utah State - Volunteer Assistant Coach

EDUCATION

2019 Auburn - Marketing

STUDENT-ATHLETE EXPERIENCE

2013-19 Auburn (Gymnastics)





2021

IN REVIEW

IN REVIEW



2021 TEAM RESULTS (3-14-1 Overall, 2-7 MRGC)

DATE	MEET	VAULT	BARS	BEAM	FLOOR	TOTAL	RESULT
1/9	RIO TINTO BEST OF UTAH MEET					1-2, 1-1 MRGC	
	Utah State	48.875	48.975	47.975	48.525	194.350	3rd
	#4 Utah	49.175	49.000	49.375	49.350	196.900	L, 1st
	#17 Brigham Young	48.900	49.075	48.450	49.275	195.700	L, 2nd
	#23 Southern Utah	48.625	49.000	47.875	48.825	194.325	W, 4th
1/22	DUAL MEET AT UTAH STATE					1-3, 1-2 MRGC	
	#24 Utah State	48.850	49.225	49.275	48.875	196.225	L, 2nd
	#19 Southern Utah	48.975	49.300	49.250	49.125	196.650	W, 1st
1/29	DUAL MEET AT UTAH STATE					1-4, 1-3 MRGC	
	#21 Utah State	48.650	48.525	49.150	48.850	195.175	L, 2nd
	#12 Brigham Young	49.050	48.975	49.150	49.250	196.425	W, 1st
2/6	DUAL MEET AT BOISE STATE					1-5, 1-4 MRGC	
	#23 Utah State	49.075	48.950	49.125	49.100	196.250	L, 2nd
	#25 Boise State	48.900	49.350	49.000	49.100	196.350	W, 1st
2/13	DUAL MEET AT UTAH STATE					1-6, 1-5 MRGC	
	#21 Utah State	48.900	48.425	49.025	48.975	195.325	L, 2nd
	#22 Boise State	48.925	49.225	49.200	49.050	196.400	W, 1st
2/19	DUAL MEET AT SOUTHERN UTAH					1-7, 1-6 MRGC	
	#23 Utah State	49.025	48.575	49.225	49.150	195.975	L, 2nd
	#17 Southern Utah	49.275	49.275	49.300	49.425	197.275	W, 1st
2/26	DUAL MEET AT BRIGHAM YOUNG					1-8, 1-7 MRGC	
	#22 Utah State	49.175	49.025	49.100	49.300	196.600	L, 2nd
	#11 Brigham Young	49.100	49.075	49.150	49.600	196.925	W, 1st
3/7	TRI MEET AT DENVER					2-9, 2-7 MRGC	
	#20 Utah State	49.225	49.025	49.400	49.125	196.775	2nd
	#13 Denver	49.300	49.625	49.125	49.600	197.650	L, 1st
	#15 Southern Utah	48.825	48.950	48.775	48.575	195.125	W, 3rd
3/12	DUAL MEET AT UTAH					2-10, 2-7 MRGC	
	#20 Utah State	49.175	49.000	49.175	49.150	196.500	L, 2nd
	#5 Utah	49.325	49.250	49.450	49.250	197.725	W, 1st
3/20	MRGC CHAMPIONSHIPS AT UTAH STATE					3-12, 2-7 MRGC	
	#21 Utah State	49.025	48.900	49.100	49.225	196.250	3rd
	#12 BYU	49.125	49.325	49.050	49.425	196.925	L, 1st
	#19 Boise State	49.325	49.150	48.950	49.300	196.725	L, 2nd
	#20 Southern Utah	48.950	49.100	49.025	49.150	196.225	W, 3rd
4/2	NCAA REGIONAL SECOND ROUND AT SALT LAKE CITY					3-14-1, 2-7 MRGC	
	#22 Utah State	49.075	49.025	48.800	49.125	196.025	T-3rd
	#14 Kentucky	49.350	49.475	49.225	49.075	197.125	L, 1st
	#3 LSU	49.525	49.450	48.700	49.350	197.025	L, 2nd
	Arizona	49.050	48.500	49.200	49.275	196.025	T, 3rd

SEASON HIGH

Utah State	49.225	49.225	49.400	49.300	196.775
Opponent	49.525	49.625	49.450	49.600	197.650



2021 INDIVIDUAL TITLES

Autumn DeHarde (4)

EVENT	SCORE	MEET
BB	9.925	vs. Southern Utah, 1/22
BB	9.925	at Boise State, 2/6
BB	9.925	at Southern Utah, 2/19
FX	9.850	vs. Boise State, 2/13

Mikaela Meyer (4)

EVENT	SCORE	MEET
VT	9.850	vs. Southern Utah, 1/22
VT	9.900	vs. BYU, 1/29
VT	9.900	at Boise State, 2/6
VT	9.850	vs. Boise State, 2/13

Leighton Varnadore (4)

EVENT	SCORE	MEET
AA	39.200	vs. Boise State, 2/13
AA	39.200	at BYU, 2/26
AA	39.200	at Utah, 3/12
AA	39.075	vs. MRGCs, 3/20

Maia Fishwick (1)

EVENT	SCORE	MEET
UB	9.950	vs. Southern Utah, 1/22

Logan Varnadore (1)

EVENT	SCORE	MEET
VT	9.900	at BYU, 2/26

2021 TOP 3 INDIVIDUAL EVENT FINISH TOTALS BY GYMNAST

GYMNAST	VT	UB	BB	FX	AA	TOTAL
DeHarde	--	--	6	3	--	9
Le. Varnadore	2	--	--	1	6	9
Wells	1	--	2	3	--	6
Brooks	1	2	2	--	--	5
Meyer	5	--	--	--	--	5
Fishwick	--	4	--	--	--	4
Jackson	--	2	--	1	--	3
Rojas	1	1	--	--	--	2
Bayles	--	--	1	--	--	1
Dittmar	--	--	1	--	--	1
Lo. Varnadore	1	--	--	--	--	1
TOTAL	11	9	12	8	6	46

**2021 GYMNAST SUPERLATIVES
(Top 10)**

Score Gymnast Meet

VAULT

- 1. 9.900 ... Mik. Meyer (2x)..... at Boise St. (2/6)
9.900 ... Logan Varnadore at BYU (2/26)
- 4. 9.875 ... Le. Varnadore (2x) at DU/SUU (3/7)
9.875 ... Mikaela Meyer at Utah (3/12)
9.875 ... Rebecca Wells at DU/SUU (3/7)
- 8. 9.850 ... Mik. Meyer (3x)..... at DU/SUU (3/7)
9.850 ... Grace Rojas (2x)..... at Utah (3/12)
9.850 ... Rebecca Wells at NCAA Reg. (4/2)
9.850 ... Autumn DeHarde..... at DU/SUU (3/7)

BARS

- 1. 9.950 ... Maia Fishwickvs. So. Utah (1/22)
- 2. 9.875 ... Brianna Brooks..... at BYU (2/26)
- 3. 9.850 ... Grace Rojas (3x)..... vs. MRGCs (3/20)
9.850 ... M. Fishwick (3x)..... at BYU (2/26)
9.850 ... Eve Jackson (2x) vs. So. Utah (1/22)
- 9.850 ... Brianna Brooks.....vs. Boise St. (2/13)

BEAM

- 1. 9.925 ... A. DeHarde (3x)..... at So. Utah (2/19)
- 4. 9.900 ... A. DeHarde (2x)..... at Utah (3/12)
9.900 ... Carley Bayles at Utah (3/12)
9.900 ... Rebecca Wells at DU/SUU (3/7)
- 8. 9.875 ... A. DeHarde (2x)..... at NCAA Reg. (4/2)
9.875 ... Bri. Brooks (2x) at DU/SUU (3/7)
9.875 ... Rebecca Wells (2x)..... at BYU (2/26)
9.875 ... Taylor Dittmar at DU/SUU (3/7)
9.875 ... Carley Bayles at So. Utah (2/19)

FLOOR

- 1. 9.900 ... Autumn DeHarde..... at DU/SUU (3/7)
- 2. 9.875 ... A. DeHarde (4x)..... at NCAA Reg. (4/2)
9.875 ... Eve Jackson at BYU (2/26)
9.875 ... Rebecca Wells at BYU (2/26)
- 7. 9.850 ... R. Wells (4x)..... vs. MRGCs (3/20)
9.850 ... A. DeHarde (3x)..... at Utah (3/12)
9.850 ... A. Toomey (2x) at NCAA Reg. (4/2)
9.850 ... Jessica Gutierrez (2x)..... at Utah (3/12)
9.850 ... Le. Varnadore (2x) at Utah (3/12)
9.850 ... Eve Jackson vs. MRGCs (3/20)

ALL-AROUND

- 1. 39.325 ... Le. Varnadore..... at DU/SUU (3/7)
- 2. 39.225 ... Le. Varnadore..... at So. Utah (2/19)
- 3. 39.200 ... Rebecca Wells at NCAA Reg. (4/2)
39.200 ... Le. Varnadore..... at Utah (3/12)
39.200 ... Le. Varnadore..... at BYU (2/26)
39.200 ... Le. Varnadore..... vs. Boise St. (2/13)
- 7. 39.150 ... Le. Varnadore..... at NCAA Reg. (4/2)
- 8. 39.075 ... Le. Varnadore..... vs. MRGCs (3/20)
- 9. 38.775 ... Le. Varnadore..... at Best of Utah (1/9)



2021 AGGIE LINEUPS

VAULT

DATE	OPPONENT	1	2	3	4	5	6
1/9	at Best of Utah	Rojas	Brooks	Le. Varnadore	Wells	Meyer	Lo. Varnadore
1/22	Southern Utah	Brooks	Rojas	Lo. Varnadore	Wells	Meyer	Le. Varnadore
1/29	BYU	Rojas	Brooks	Wells	Le. Varnadore	Meyer	Stuart
2/6	at Boise State	Wells	Rojas	Lo. Varnadore	Brooks	Le. Varnadore	Meyer
2/13	Boise State	Wells	Rojas	Le. Varnadore	Brooks	Lo. Varnadore	Meyer
2/19	at Southern Utah	Wells	Rojas	Le. Varnadore	DeHarde	Lo. Varnadore	Meyer
2/26	at BYU	Wells	DeHarde	Le. Varnadore	Brooks	Lo. Varnadore	Rojas
3/7	at Denver/SUU	Wells	DeHarde	Le. Varnadore	Brooks	Lo. Varnadore	Meyer
3/12	at Utah	Wells	DeHarde	Le. Varnadore	Rojas	Lo. Varnadore	Meyer
3/20	MRGC Champs.	Wells	DeHarde	Le. Varnadore	Rojas	Lo. Varnadore	Meyer
4/2	at NCAA Reg.	Le. Varnadore	DeHarde	Wells	Lo. Varnadore	Rojas	Meyer

BARS

DATE	OPPONENT	1	2	3	4	5	6
1/9	at Best of Utah	Le. Varnadore	Gutierrez	Jackson	Rojas	Brooks	Fishwick
1/22	Southern Utah	Meyer	Gutierrez	Jackson	Rojas	Brooks	Fishwick
1/29	BYU	Meyer	Gutierrez	Jackson	Rojas	Brooks	Fishwick
2/6	at Boise State	Meyer	Gutierrez	Jackson	Rojas	Brooks	Fishwick
2/13	Boise State	Gutierrez	Jackson	Rojas	Brooks	Fishwick	Le. Varnadore
2/19	at Southern Utah	Le. Varnadore	Meyer	Rojas	Jackson	Fishwick	Aragon
2/26	at BYU	Le. Varnadore	Gutierrez	Rojas	Jackson	Fishwick	Brooks
3/7	at Denver/SUU	Le. Varnadore	Gutierrez	Rojas	Jackson	Fishwick	Brooks
3/12	at Utah	Le. Varnadore	Gutierrez	Rojas	Jackson	Fishwick	Brooks
3/20	MRGC Champs.	Le. Varnadore	Gutierrez	Jackson	Rojas	Fishwick	Brooks
4/2	at NCAA Regionals	Meyer	Gutierrez	Wells	Rojas	Brooks	Le. Varnadore

BEAM

DATE	OPPONENT	1	2	3	4	5	6
1/9	at Best of Utah	Wells	Aragon	Brooks	Dittmar	Bayles	Le. Varnadore
1/22	Southern Utah	Wells	Le. Varnadore	Brooks	Dittmar	DeHarde	Bayles
1/29	BYU	Wells	Le. Varnadore	Brooks	Dittmar	DeHarde	Bayles
2/6	at Boise State	Wells	Le. Varnadore	Brooks	Dittmar	DeHarde	Bayles
2/13	Boise State	Wells	Le. Varnadore	Brooks	Dittmar	DeHarde	Ballard
2/19	at Southern Utah	Wells	Le. Varnadore	Jackson	Dittmar	DeHarde	Bayles
2/26	at BYU	Wells	Le. Varnadore	Brooks	Dittmar	DeHarde	Bayles
3/7	at Denver/SUU	Wells	Le. Varnadore	Brooks	Dittmar	DeHarde	Bayles
3/12	at Utah	Wells	Le. Varnadore	Brooks	Dittmar	DeHarde	Bayles
3/20	MRGC Champs.	Wells	Le. Varnadore	Brooks	Dittmar	DeHarde	Bayles
4/2	at NCAA Reg.	Le. Varnadore	Brooks	Wells	Dittmar	DeHarde	Bayles

FLOOR

DATE	OPPONENT	1	2	3	4	5	6
1/9	at Best of Utah	Le. Varnadore	Wells	Toomey	Meyer	Jackson	Fishwick
1/22	Southern Utah	Fishwick	Hamar	Wells	Toomey	Meyer	Le. Varnadore
1/29	BYU	Toomey	Hamar	Le. Varnadore	Wells	Meyer	DeHarde
2/6	at Boise State	Toomey	Le. Varnadore	Wells	Meyer	DeHarde	Jackson
2/13	Boise State	Toomey	Le. Varnadore	Wells	Meyer	DeHarde	Jackson
2/19	at Southern Utah	Toomey	Le. Varnadore	Meyer	Wells	DeHarde	Jackson
2/26	at BYU	Toomey	Le. Varnadore	Wells	DeHarde	Jackson	Gutierrez
3/7	at Denver/SUU	Toomey	Le. Varnadore	Wells	DeHarde	Jackson	Gutierrez
3/12	at Utah	Toomey	Jackson	Le. Varnadore	Wells	DeHarde	Gutierrez
3/20	MRGC Champs.	Toomey	Jackson	Le. Varnadore	Wells	DeHarde	Gutierrez
4/2	at NCAA Regionals	Toomey	Jackson	Le. Varnadore	Wells	DeHarde	Gutierrez

**2021 TEAM SUPERLATIVES
(Top 5)**

TEAM TOTAL

- 1. 196.775 at Denver/SUU (3/7)
- 2. 196.600 at BYU (2/26)
- 3. 196.500 at Utah (3/12)
- 4. 196.250 vs. MRGC Championships (3/20)
196.250 at Boise State (2/6)

VAULT

- 1. 49.225 at Denver/SUU (3/7)
- 2. 49.175 at Utah (3/12)
49.175 at BYU (2/26)
- 4. 49.075 at NCAA Regionals (4/2)
49.075 at Boise State (2/6)

BARS

- 1. 49.225 vs. Southern Utah (1/22)

- 2. 49.025 at NCAA Regionals (4/2)
- 49.025 at Denver/SUU (3/7)
- 49.025 at BYU (2/26)
- 5. 49.000 at Utah (3/12)

BEAM

- 1. 49.400 at Denver/SUU (3/7)
- 2. 49.275 vs. Southern Utah (1/22)
- 3. 49.225 at Southern Utah (2/19)
- 4. 49.175 at Utah (3/12)
- 5. 49.150 vs. BYU (1/29)

FLOOR

- 1. 49.300 at BYU (2/26)
- 2. 49.225 vs. MRGC Championships (3/20)
- 3. 49.150 at Utah (3/12)
49.150 at Southern Utah (2/19)
- 5. 49.125 at NCAA Regionals (4/2)
49.125 at Denver/SUU (3/7)



NATIONAL RANKINGS - TOP 100

Table with columns: GYMNAST, VT, UB, BB, FX, AA. Rows include DeHarde, Fishwick, Meyer, Le. Varnadore, Wells, TEAM.

MRGC RANKINGS - TOP 25

Table with columns: GYMNAST, VT, UB, BB, FX, AA. Rows include Bayles, Brooks, DeHarde, Dittmar, Fishwick, Gutierrez, Jackson, Meyer, Rojas, Toomey, Le. Varnadore, Lo. Varnadore, Wells, TEAM.

CAREER-BEST MARKS

Table with columns: GYMNAST, VT, UB, BB, FX, AA. Rows include Aragon, Bayles, Brooks, DeHarde, Dittmar, Fishwick, Grenier, Gutierrez, Hamar, Jackson, Meyer, Rojas, Toomey, Le. Varnadore, Lo. Varnadore, Wells.

2021 MRGC INDIVIDUAL EVENT LEADERS

Table with columns: Vault, Beam, Floor. Rows include Gymnast names and scores for 2021 MRGC Individual Event Leaders.

Table with columns: Bars, Floor. Rows include Gymnast names and scores for 2021 MRGC Individual Event Leaders.

2021 MRGC TEAM EVENT LEADERS

Table with columns: Vault, Beam. Rows include Team names and scores for 2021 MRGC Team Event Leaders.

Table with columns: Bars, Floor. Rows include Team names and scores for 2021 MRGC Team Event Leaders.

THE LAST TIME UTAH STATE

Scored a 196 or higher at home... 196.250 vs. MRGC Championships (3/20/21)
Scored a 196 or higher on the road ... 196.500 at No. 5 Utah (3/12/21)
Scored a 197 or higher at home... Never
Scored a 197 or higher on the road ... 197.225 at Texas Woman's (3/1/97)
Scored a 198 or higher ... Never
Won a home meet ... vs. No. 20 Southern Utah (3/20/21)
Won a road meet ... at Air Force (1/25/20)
Won a neutral site meet ... Never
Lost a home meet ... vs. No. 12 BYU; No. 19 Boise State vs. No. 20 Southern Utah (3/20/21)
Lost a road meet ... at No. 5 Utah (3/12/21)
Lost a neutral site meet ... 3rd of 4 at Rio Tinto Best of Utah Meet (1/9/21)
Won a conference meet ... vs. No. 17 BYU (3/6/20)
Won a home conference meet ... vs. No. 17 BYU (3/6/20)
Won a road conference meet ... at Southern Utah (2/12/18)
Lost a home conference meet ... vs. No. 22 Boise State (2/13/21)
Lost a road conference meet ... at No. 11 BYU (2/26/21)
Won the All-Around title ... Leighton Varnadore 39.075 vs. MRGC Championships (3/20/21)
Won the All-Around title at home ... Leighton Varnadore 39.075 vs. MRGC Championships (3/20/21)
Won the All-Around title on the road ... Leighton Varnadore 39.200 at No. 5 Utah (3/12/21)
Won the Vault title ... Logan Varnadore 9.900 at No. 11 BYU (2/26/21)
Won the Vault title at home ... Mikaela Meyer 9.850 vs. No. 22 Boise State (2/13/21)
Won the Vault title on the road ... Logan Varnadore 9.900 at No. 11 BYU (2/26/21)
Won the Bars title ... Maia Fishwick 9.950 vs. No. 21 Southern Utah (1/22/21)
Won the Bars title at home ... Maia Fishwick 9.950 vs. No. 21 Southern Utah (1/22/21)
Won the Bars title on the road ... Madison Ward-Sessions 9.825 at Pitt Quad (1/12/19)
Won the Beam title ... Autumn DeHarde 9.925 at No. 25 Boise State (2/6/21)
Won the Beam title at home ... Autumn DeHarde 9.925 vs. No. 21 Southern Utah (1/22/21)
Won the Beam title on the road ... Autumn DeHarde 9.925 at No. 25 Boise State (2/6/21)
Won the Floor title ... Autumn DeHarde 9.850 vs. No. 22 Boise State (2/13/21)
Won the Floor title at home ... Autumn DeHarde 9.850 vs. No. 22 Boise State (2/13/21)
Won the Floor title on the road ... Leighton Varnadore 9.900 at Boise State Quad (2/21/20)
Had an All-American... Madison Ward-Sessions, regular season second-team All-American on floor (2019)
Had an NCAA individual appearance ... Amber Jamison (1999)





HISTORY & RECORDS

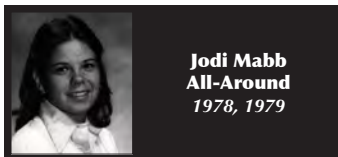


All-Americans



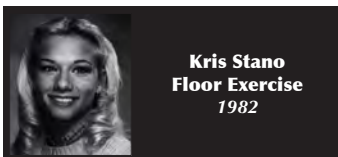
Alicia Johnston All-Around 1978

Alicia Johnston earned All-American honors in the all-around at the 1978 AIAW Nationals, which were held in Seattle, Wash. A freshman, Johnston tied teammate Jodi Mabb for 12th place.



Jodi Mabb All-Around 1978, 1979

Jodi Mabb tied teammate Alicia Johnston for 12th in the all-around at the 1978 AIAW Nationals held in Seattle, Wash. In 1979, she returned to the national championships in State College, Pa., this time with the rest of the Utah State team. Mabb took 14th in the all-around, leading the Aggies to a 10th-place finish. Mabb then retired from gymnastics and transferred to Cal Poly Pomona, but later returned to competition and repeated as an All-American in 1981.



Kris Stano Floor Exercise 1982

Kris Stano placed fourth on the floor exercise at the 1982 AIAW Nationals held in Memphis, Tenn., which is the highest finish ever recorded by an Aggie at the national championships. Stano was 11th in the all-around, missing All-American honors in the all-around by one place.



Madi Ward-Sessions Floor Exercise 2019

Madison Ward-Sessions earned WCGA second-team regular-season All-American honors on floor in 2019, becoming the first gymnast in Utah State history to ever garner All-American accolades during the regular season. She capped her stellar Utah State career by competing at the NCAA Regional Championships, where she placed third on floor with a 9.925 and 13th in the all-around with a 38.425. Her 9.925 on floor ranks first all-time in school history for a regional meet and her third-place finish is the best-ever by an Aggie on the event at the regional championships.

AIAW National Qualifiers 1978

- Alicia Johnston: AA (T-12th)
Jodi Mabb: AA (T-12th)
1979
Jodi Mabb: AA (14th)
1982
Kris Stano: FX (4th), AA (11th)

NCAA National Qualifiers 1986

- Lena Adomat: AA (29th)

- 1987
Robin Conklin: AA (41st)
1989
Tana Davis: AA (26th)
1990
Tana Davis: AA (31st)
1991
Michelle Bugbee: AA (40th)
1995
Tricia Yamamoto: AA (36th)
1998
Christy Denson: AA (31st)
1999
Amber Jamison: AA (22nd)

Big West Champions

- 1992
Tonja Ockaskis: Balance Beam
Barb Zahl: Floor Exercise
1994
Jane Warrilow: Uneven Bars
Jannell Del Rosario: Balance Beam
1995
Deanna Palmer: Vault
Shannon Passe: Balance Beam
Tricia Yamamoto: All-Around
1996
Chelsea Nilsen: Floor Exercise
Shannon Passe: Balance Beam
1997
Beth Neilson: Uneven Bars
1998
Christy Denson: Uneven Bars
Krissy Richards: Balance Beam
Emily Swank: Uneven Bars
1999
Christy Denson: All-Around, Beam
Jessenia Abrego: Vault
Amber Jamison: Uneven Bars
2000
Christy Denson: All-Around, Bars
Megan Woolstenhulme: Vault

Western Gymnastics Conference Champions

- 2002
Nicole Kilpatrick: Vault
Katie Rutherford: Uneven Bars
2005
Jackie Fogli: Vault
Liesel Kohler: Floor Exercise

WAC Champions

- 2006
Jessica Parenti-Otte: Vault
2007
Jessica Parenti-Otte: All-Around, Vault, Uneven Bars
2008
Megan Tschida: Floor Exercise

MRGC Champions

- 2016
Bailey McIntire: All-Around
2017
Hayley Sanzotti: Balance Beam
Madison Ward-Sessions: Floor
2018
McKinley Pavicic: Beam
Madison Ward-Sessions: Floor
2019
Madison Ward-Sessions: Floor
2021
Leighton Varnadore: All-Around

MRGC

Gymnast of the Year

Autumn DeHarde 2020

Beam Specialist of the Year

Sofi Sullivan 2020
Autumn DeHarde 2020, 2021

Floor Specialist of the Year

Madi Ward-Sessions 2017, 2019
Autumn DeHarde 2020



Bailey McIntire is a five-time all-Mountain Rim Gymnastics Conference honoree, including twice on beam, once on floor, once on bars and once in the all-around. She tied for first place in the all-around with a career-high score of 39.425 at the 2016 MRGC Championships in Boise, Idaho.

Freshman of the Year

Autumn DeHarde 2018
Sofi Sullivan 2020

Coach of the Year

Amy Smith 2020

All-High Country Athletic Conference

Year Gymnast
1986 Lena Adomat
Patty Delaney
1987 Lena Adomat
1990 Stephanie Green

All-Big West Conference

Year Gymnast (Event)
1992 Kim Johnson (VT, UB)
Tonja Ockaskis (UB, BB)
Heidi Pfannenstiel (FX)
Brenda Scholl (UB)
Barb Zahl (VT, UB, FX, AA)
1993 Stacy Lynn (VT)
Tricia Yamamoto (FX)
1994 Jannell Del Rosario (BB)
Tonja Ockaskis (UB)
Deanna Palmer (FX)
Shannon Passe (BB)
Jane Warrilow (UB)
1995 Deanna Palmer (VT)
Shannon Passe (BB)
Tricia Yamamoto (UB, AA)
1996 Beth Neilson (UB)
Chelsea Nilsen (FX)
Shannon Passe (BB)
Jessica Porter (UB)
Kerry Griggers (BB)
Beth Neilson (UB)
Deanna Palmer (VT)
Krissy Richards (FX)
1998 Lyndsey Gaustad (UB)
Kerry Griggers (BB)
Emily Swank (UB)
Krissy Richards (BB)
Melissa Kilpatrick (AA)
Christy Denson (UB, FX, AA)
1999 Christy Denson (AA, BB, VT)
Jessenia Abrego (VT, UB)
Amber Jamison (AA, UB, VT)
Krissy Richards (BB)
2000 Christy Denson (AA, UB, BB, FX)
Tina Ellis (BB)
Megan Woolstenhulme (VT)
2001 Jessenia Abrego (VT)
Tina Ellis (AA)
Kristen Fargo (VT, BB)
Allison Rosenthal (FX)

All-Western

Gymnastics Conference
Year Gymnast (Event)
2002 Jessenia Abrego (VT, FX, AA)

Nicole Kilpatrick (VT, AA)
Katie Rutherford (UB)
Kirra Seeley (BB)
2003 Meagan Nelson (AA)
Jessica Parenti-Otte (UB, BB, AA)
Rachel Ropelato (VT)
2004 Ashley Barr (UB, AA)
Grachen Goerlitz (VT, FX)
Liesel Kohler (BB, FX)
Rachael Mandy (VT)
Alex Martin (AA)
Rachel Ropelato (VT, UB)
2005 Ashley Barr (BB, VT)
Jackie Fogli (FX, VT)
Liesel Kohler (FX, BB)
Alex Martin (UB)
Jessica Parenti-Otte (FX, UB)
Megan Tschida (FX)

All-WAC

Year Gymnast (Event)
2006 Jessica Parenti-Otte (AA, VT, UB)
Alex Martin (UB)
Megan Tschida (FX)
2007 Nicki Felley (AA, UB, FX)
Jessica Parenti-Otte (AA, FX, VT, UB)
Heather Heinrich (VT)
Katie Omann (VT)
Meagan Lewis (AA, UB, FX)
Megan Tschida (FX)
2008 Nicki Felley (AA, BB)
Heather Heinrich (BB)
Jasmine Minion (VT)
Nicole Simoneau (UB)
Megan Tschida (FX)
2009 Nicki Felley (AA)
Nicole Simoneau (UB, BB)
2010 Heather Heinrich (AA)
Rebecca Holliday (UB, BB)
2012 Kaitlyn Betts (VT)
Sarah Landes (FX, AA)
Christina Nye (FX)
2013 Paige Jones (UB)
Sarah Landes (AA)
Michelle Yasukochi (BB)

All-Mountain Rim Gymnastics Conference

2014 Paige Jones (UB, FX)
Sarah Landes (FX, AA)
Bailey McIntire (FX)
Michelle Yasukochi (BB)
2015 Sarah Landes (AA)
McKinzey Martinez (AA)
Miranda Kerr (VT)
2016 Bailey McIntire (AA, BB, UB)
Jillian Chappel (VT)
Hayley Sanzotti (BB)
2017 M. Ward-Sessions (VT, FX)
MaKayla Bullitt (VT)
Elle Golison (VT)
Keri Peel (UB)



..... Hayley Sanzotti (BB)
..... Bailey McIntire (BB)
2018..... M. Ward-Sessions (VT, FX)
..... Emily Briones (BB)
..... Mikaela Meyer (VT)
..... McKinley Pavicic (BB)
2019. M. Ward Sessions (VT, FX, AA)
..... Autumn DeHarde (FX)
..... Leighton Varnadore (AA)
2020..... Autumn DeHarde (BB, FX)
..... **Sofi Sullivan (BB, AA)**
..... Leighton Varnadore (VT, AA)
2021..... Autumn DeHarde (BB)
..... Mikaela Meyer (VT)
..... Leighton Varnadore (VT, AA)

Academic All-Americans

Year..... Student-Athlete
1991..... Cami Bearup
..... Haley Houtchens
..... Lori Loudner
..... Heidi Pfannenstiel
..... Barb Zahl
1992..... Haley Houtchens
..... Kim Johnson
..... Lori Loudner
..... Stacy Lynn
..... Heidi Pfannenstiel
..... Barb Zahl
1993..... Haley Houtchens
..... Lori Loudner
..... Stacy Lynn
..... Tonja Ockaskis
..... Summer Oveson
1994..... Haley Houtchens
..... Kim Johnson
..... Lori Loudner
..... Stacy Lynn
..... Tonja Ockaskis
..... Deanna Palmer
..... Emily Swank
1996..... Jessica Neenan
..... Beth Neilson
..... Chelsea Nilsen
..... Deanna Palmer
..... Emily Swank
..... Melisa Torres
1997..... Beth Neilson
..... Deanna Palmer
..... Kim Richards
..... Emily Swank
1998..... Kim Richards
..... Emily Swank
..... Melisa Torres
2000..... Stephanie Gordon (Huff)
..... Nicole Kilpatrick
..... Kristin O'Dell
..... Kirra Seeley (Deneger)
..... Megan Woolstenhulme
..... Trina Ewart
2001..... Stephanie Gordon (Huff)
..... Amanda Jenkins
..... Kristin O'Dell
..... Kirra Seeley (Deneger)
..... Megan Woolstenhulme
2003..... Ashley Barr
..... Rachael Mandy
..... Meagan Lewis
2004..... Rachael Mandy
2006..... Ashley Barr
..... Sarah Johnson
..... Liesel Kohler
..... Meagan Lewis
..... Rachael Mandy
..... Jessica Parenti-Otte
2018..... Emily Briones
..... Taylor Dittmar
..... Maddie McIntyre
..... Kiera Miller
..... Leighton Varnadore
2019..... Taylor Dittmar
..... Caitlin Gray
..... Mikaela Meyer
..... Maya Perez-Lugones
..... Madi Tueller
..... Leighton Varnadore
..... Logan Varnadore
..... Glory Yoakum
2020..... **Lexi Aragon**

..... Emma Cobabe
..... Taylor Dittmar
..... Morgan Gill
..... **Jessica Gutierrez**
..... Hadley Hamar
..... Tori Loomis
..... Mikaela Meyer
..... **Ariel Toomey**
..... Leighton Varnadore
..... Logan Varnadore
2021..... **Lexi Aragon**
..... MiKelle Ballard
..... **Carley Bayles**
..... Olivia Blakely
..... **Brianna Brooks**
..... Lara Burhans
..... Taylor Dittmar
..... **Maia Fishwick**
..... Morgan Gill
..... **Jessica Gutierrez**
..... Hadley Hamar
..... Tori Loomis
..... Mikaela Meyer
..... **Ariel Toomey**
..... Leighton Varnadore
..... Logan Varnadore

Academic All-Big West

Year..... Student-Athlete
1994..... Haley Houtchens
..... Lori Loudner
..... Stacy Lynn
..... Jessica Neenan
..... Tonya Okaskis
..... Summer Oveson
1995..... Stacy Lynn
..... Summer Oveson
..... Deanna Palmer
..... Beth Neilson
1996..... Beth Neilson
..... Summer Oveson
..... Deanna Palmer
1997..... Beth Neilson
..... Deanna Palmer
..... Kim Richards
..... Emily Swank
..... Melisa Torres
1998..... Trina Ewart
..... Emily Swank
..... Melisa Torres
1999..... Laurie Cannon
..... Trina Ewart
..... Kim Richards
2000..... Stephanie Gordon
..... Kristin O'Dell
..... Kirra Seeley (Deneger)
..... Megan Woolstenhulme
..... Trina Ewart
..... Laura Swank
2001..... Tina Ellis
..... Stephanie Gordon (Huff)
..... Amanda Jenkins
..... Nicole Kilpatrick
..... Kristin O'Dell
..... Allison Rosenthal
..... Kirra Seeley (Deneger)
..... Megan Woolstenhulme

**Academic All-Western
Gymnastics Conference**

Year..... Student-Athlete
2002..... Stephanie Gordon
..... Nicole Kilpatrick
..... Allison Rosenthal
..... Kirra Seeley
2003..... Ashley Barr
..... Nalani Chung
..... Nicole Kilpatrick
..... Liesel Kohler
..... Meagan Lewis
..... Rachael Mandy
..... Jessica Parenti-Otte
..... Allison Rosenthal
2004..... Courtney Arno
..... Ashley Barr
..... Gretchen Goerlitz
..... Liesel Kohler
..... Meagan Lewis
..... Alex Martin

..... Rachael Mandy
..... Jessica Parenti-Otte
..... Stacy Stewart
2005..... Ashley Barr
..... Jaymie Goodsell
..... Liesel Kohler
..... Meagan Lewis
..... Rachael Mandy
..... Alex Martin
..... Katie Omann
..... Jessica Parenti-Otte
..... Kelly Patterson
..... Ana Rickard-Whitfield
..... Megan Tschida

Academic All-WAC

Year..... Student-Athlete
2006..... Liesel Kohler
..... Rachael Mandy
..... Alex Martin
..... Katie Omann
..... Jessica Parenti-Otte
..... Ana Rickard-Whitfield
2007..... Ashley Barr
..... Nicki Felley
..... Meagan Lewis
..... Rachael Mandy
..... Devin Markle
..... Alex Martin
..... Katie Omann
..... Jessica Parenti-Otte
..... Ana Rickard-Whitfield
2008..... Nicki Felley
..... Heather Heinrich
..... Katie Omann
..... Kelly Patterson
..... Megan Tschida
..... Ana Rickard-Whitfield
2009..... Lyndsie Boone
..... Brandie Dickson
..... Nicki Felley
..... Heather Heinrich
..... Haley Hogan
..... Erica Huelsmann
2010..... Lyndsie Boone
..... Rachel Flessner
..... Heather Heinrich
..... Haley Hogan
..... Rebecca Holliday
..... Amanda Watamaniuk
2011..... Lyndsie Boone
..... Haley Hogan
..... Rebecca Holliday
..... Paige Jones
..... Brittney Mackins
..... Cammi Muhr
..... Christina Nye
..... Rachel Vaske
..... Amanda Watamaniuk
2012..... Haley Hogan
..... Rebecca Holliday
..... Paige Jones
..... Christina Nye
..... Samantha Wagner
..... Amanda Watamaniuk
2013..... Kaitlyn Betts
..... JoAnna Cuba
..... Stefanie Daley
..... Paige Jones
..... Sarah Landes
..... Susie Miller
..... Christina Nye
..... **Hayley Sanzotti**
..... Michelle Yasukochi

Academic All-MRGC

Year..... Student-Athlete
2015..... Breyanna Aufiero
..... Kaitlyn Betts
..... Makayla Betz
..... Miranda Kerr
..... Sarah Landes
..... McKinzey Martinez
..... Bailey McIntire
..... Susie Miller
..... Stefanie Nelson
..... Melanie Oster
..... Cidney Robinson
..... Hayley Sanzotti

..... Michelle Yasukochi
2016..... Emily Briones
..... Katie Brown
..... Jillian Chappel
..... Miranda Kerr
..... McKinzey Martinez
..... Bailey McIntire
..... Natalie Rainbolt
..... Hayley Sanzotti
..... Madison Ward-Sessions
..... Michelle Yasukochi
2017..... Katie Brown
..... Bailey McIntire
..... Kiera Miller
..... Hayley Sanzotti
..... Madison Ward-Sessions
2018..... Annie Beck
..... Emily Briones
..... Autumn DeHarde
..... Taylor Dittmar
..... Brittany Jeppesen
..... Faith Leary
..... Maddie McIntyre
..... Mikaela Meyer
..... Kiera Miller
..... McKinley Pavicic
..... Leighton Varnadore
..... Logan Varnadore
..... Madison Ward-Sessions
2019..... Emily Briones
..... MaKayla Bullitt
..... Taylor Dittmar
..... Caitlin Gray
..... Brittany Jeppesen
..... Mikaela Meyer
..... Maya Perez-Lugones
..... **Grace Rojas**
..... Madi Tueller
..... Leighton Varnadore
..... Logan Varnadore
..... Glory Yoakum
2020..... **Lexi Aragon**
..... Emma Cobabe
..... Autumn DeHarde
..... Taylor Dittmar
..... Morgan Gill
..... Elle Golison
..... Hadley Hamar
..... Tori Loomis
..... Mikaela Meyer
..... **Grace Rojas**
..... **Ariel Toomey**
..... Leighton Varnadore
..... Logan Varnadore
2021..... **Lexi Aragon**
..... **Carley Bayles**
..... Olivia Blakely
..... **Brianna Brooks**
..... Lara Burhans
..... Autumn DeHarde
..... Taylor Dittmar
..... **Maia Fishwick**
..... **Anique Grenier**
..... **Jessica Gutierrez**
..... Hadley Hamar
..... **Eve Jackson**
..... Mikaela Meyer
..... **Ariel Toomey**
..... Leighton Varnadore
..... Logan Varnadore

Boldface indicates current gymnasts



Aggie High Scores

Table with 4 columns: Event, Score, Meet/Opponent, Date. Rows include Team, Home, Away, Vault, Bars, Beam, and Floor scores.

Top 10 All-Time Team Scores

Table with 2 columns: Score, Meet/Opponent (Date). Lists top 10 team scores.

Top 10 Home Scores

Table with 2 columns: Score, Meet/Opponent (Date). Lists top 10 home scores.

Top 10 Away Scores

Table with 2 columns: Score, Meet/Opponent (Date). Lists top 10 away scores.

Top 10 Vault Scores

Table with 2 columns: Score, Meet/Opponent (Date). Lists top 10 vault scores.

Top 10 Bars Scores

Table with 2 columns: Score, Meet/Opponent (Date). Lists top 10 bars scores.

Top 10 Beam Scores

Table with 2 columns: Score, Meet/Opponent (Date). Lists top 10 beam scores.

Top 10 Floor Scores

Table with 2 columns: Score, Meet/Opponent (Date). Lists top 10 floor scores.



Aggie High Scores

Event	Score	Gymnast	Date
All-Around	39.550	Christy Denson	2/26/99
Vault	9.950	Jessica Parenti-Otte	3/7/05
	9.950	Nicole Kilpatrick	3/14/03
	9.950	Deanna Palmer	3/15/97
Bars	9.975	Christy Denson	3/18/00
	9.975	Amber Jamison	3/27/99
Beam	9.975	Sofi Sullivan	1/25/20
Floor	9.975	Madison Ward-Sessions	3/8/19
	9.975	Christy Denson	2/26/99

Top 20 Individual All-Around Scores

Score	Name	Meet/Opponent (Date)
1. 39.550	Christy Denson	Utah/Boise State (2/26/99)
2. 39.525	Madison Ward-Sessions	at WVU/Pitt/Cornell (2/17/19)
39.525	Nicole Kilpatrick	North Carolina State (3/14/03)
39.525	Christy Denson	Big West Championships (3/18/00)
5. 39.500	Meagan Lewis	Boise State (1/24/03)
6. 39.475	Nicole Kilpatrick	at Utah (2/7/03)
7. 39.425	Bailey McIntire	at MRGC Championships (3/19/16)
39.425	Jessica Parenti-Otte	California (3/7/05)
39.425	Christy Denson	at Boise State (3/2/00)
10. 39.400	Bailey McIntire	BYU/New Hampshire (3/4/16)
39.400	Gretchen Goerlitz	BYU (3/12/04)
39.400	Christy Denson (3x)	at Texas Woman's (3/12/00)
15. 39.375	Madison Ward-Sessions	at Boise State/Washington (3/1/19)
39.375	Nicole Kilpatrick	at Southern Utah (2/10/03)
17. 39.350	Leighton Varnadore	at BSU/Sac. State/UC Davis (2/21/20)
39.350	Sarah Landes	San José State (2/10/12)
39.350	Jessica Parenti-Otte	at Texas Woman's (3/1/05)
39.350	Alex Martin	Southern Utah (2/6/04)
39.350	Meagan Lewis	Central Michigan/Southern Utah (3/10/03)
39.350	Nicole Kilpatrick	BYU (2/21/03)

Top 20 Individual Vault Scores

Score	Name	Meet/Opponent (Date)
1. 9.950	Jessica Parenti-Otte	California (3/7/05)
9.950	Nicole Kilpatrick	North Carolina State (3/14/03)
9.950	Deanna Palmer	at Michigan (1/26/14)
4. 9.925	Paige Jones	at UC Davis (1/26/14)
9.925	Nicole Kilpatrick	WGC Championships (3/22/02)
9.925	Deanna Palmer (2x)	BYU (3/7/97)
8. 9.900	Mikaela Meyer (2x)	at Boise State (2/6/21)
9.900	Logan Varnadore	at BYU (2/26/21)
9.900	Faith Leary	BYU (3/2/18)
9.900	Jillian Chappel	at Nebraska (3/6/16)
9.900	Paige Jones	at MRGC Championships (3/22/14)
9.900	Miranda Kerr	at UC Davis (1/26/14)
9.900	McKinze Martinez	at Denver (2/23/13)
9.900	Jasmine Minion	at NCAA Regionals (4/12/08)
9.900	Jessica Parenti-Otte (2x)	at WAC Championships (3/31/07)
9.900	Jackie Fogli	at WGC Championships (3/25/05)
9.900	Gretchen Goerlitz (3x)	Cal State Fullerton (3/8/04)
9.900	Nicole Kilpatrick (3x)	at Ohio State (3/22/03)
9.900	Rachel Ropelato	Central Michigan/Southern Utah (3/10/03)
9.900	Kristen Fargo	at Big West Championships (3/24/01)
9.900	Deanna Palmer (2x)	at Michigan (3/15/97)
9.900	Jennifer Crawford	at Texas Woman's (3/1/97)

Top 20 Individual Bars Scores

1. 9.975	Christy Denson	Big West Championships (3/18/00)
9.975	Amber Jamison	at Big West Championships (3/27/99)
3. 9.950	Maia Fishwick	Southern Utah (1/22/21)
9.950	McKinze Martinez	at Southern Utah (1/22/16)
9.950	Tina Ellis	at BYU (3/16/01)
9.950	Christy Denson (4x)	at NCAA Regionals (4/1/00)
10. 9.925	Jazmyn Estrella	Southern Utah (3/16/18)
9.925	Nicole Simoneau	Southern Utah (3/16/09)
9.925	Rachel Ropelato	BYU (3/12/04)
9.925	Alex Martin (3x)	Southern Utah (2/6/04)
9.925	Jessica Parenti-Otte	BYU (2/21/03)
9.925	Katie Rutherford (2x)	Utah (2/7/03)
9.925	Tina Ellis	Boise State (1/26/01)
9.925	Christy Denson (4x)	at Southern Utah (2/14/00)
9.925	Jessica Porter	at Texas Woman's (3/1/97)

Top 20 Individual Beam Scores

1. 9.975	Sofi Sullivan	at Air Force (1/25/20)
2. 9.950	Autumn DeHarde	at BSU/Sac. State/UC Davis (2/21/20)
9.950	Sofi Sullivan	at BSU/Sacramento State/UC Davis (2/21/20)
9.950	McKinley Pavicic	Southern Utah (3/16/18)
9.950	Nicole Kilpatrick	Boise State (1/24/03)
9.950	Tina Ellis	at BYU (3/16/01)
9.950	Krissy Richards	at Michigan (3/15/97)
8. 9.925	Autumn DeHarde (6x)	at Southern Utah (2/19/21)
9.925	Taylor Dittmar	at BSU/Sacramento State/UC Davis (2/21/20)
9.925	Sofi Sullivan	UC Davis (2/28/20)
9.925	Emily Briones	at UC Davis/Sacramento State (2/9/18)
9.925	Liesel Kohler	at Texas Woman's (3/1/05)
9.925	Meagan Lewis	BYU (2/21/03)
9.925	Tina Ellis	at California Quad-Meet (1/21/01)
9.925	Christy Denson	at Boise State (3/7/00)
9.925	Laurie Cannon	Boise State/Utah (2/26/99)
9.925	Kim Richards	at Michigan (3/15/97)
9.925	Krissy Richards	at Texas Woman's (3/1/97)

Top 20 Individual Floor Scores

1. 9.975	Madison Ward-Sessions	Southern Utah (3/8/19)
9.975	Christy Denson	Boise State/Utah (2/26/99)
3. 9.950	Autumn DeHarde	BYU (3/6/20)
9.950	Megan Tschida	at Texas Woman's (3/1/05)
9.950	Liesel Kohler (3x)	Denver (3/15/04)
9.950	Gretchen Goerlitz (3x)	Cal State Fullerton (3/8/04)
9.950	Nicole Kilpatrick	BYU/Central Michigan/SUU (3/7/03)
9.950	Meagan Lewis (2x)	Ohio State (2/28/03)
9.950	Erin Maguire	at Boise State (3/7/00)
9.950	Christy Denson	Texas Woman's (3/3/00)
9.950	Amber Jamison	Boise State/Utah (2/26/99)
17. 9.925	Madison Ward-Sessions (8x)	at NCAA Regionals (4/5/19)
9.925	Autumn DeHarde (4x)	Southern Utah (2/14/20)
9.925	Megan Tschida	WAC Championships (3/29/08)
9.925	Liesel Kohler	BYU (3/12/04)
9.925	Ashley Barr	Missouri/Boise State (2/20/04)
9.925	Nicole Kilpatrick (3x)	North Carolina State (3/14/03)
9.925	Meagan Lewis	BYU (2/21/03)
9.925	Christy Denson (3x)	Big West Championships (3/18/00)
9.925	Kristen Bloom	Texas Woman's (3/12/00)
9.925	Erin Maguire	Texas Woman's (3/12/00)
9.925	Amber Jamison	Alabama (3/13/99)
9.925	Chelsea Nilsen	Auburn/Southern Utah (2/19/96)

Boldface indicates current gymnasts



Individual Vault Averages

(Gymnast must have competed in at least half the season's competitions)

Table with 4 columns: Rank, Individual, Average, Year. Lists gymnasts and their vault scores from 1997 to 2021.

Individual Bars Averages

(Gymnast must have competed in at least half the season's competitions)

Table with 4 columns: Rank, Individual, Average, Year. Lists gymnasts and their bars scores from 1999 to 2004.

Individual Beam Averages

(Gymnast must have competed in at least half the season's competitions)

Table with 4 columns: Rank, Individual, Average, Year. Lists gymnasts and their beam scores from 2020 to 2015.

Individual Floor Averages

(Gymnast must have competed in at least half the season's competitions)

Table with 4 columns: Rank, Individual, Average, Year. Lists gymnasts and their floor scores from 2019 to 2003.

Boldface indicates current gymnasts

Team Season Event Averages

Table with 4 columns: Vault, Bars, Beam, Floor. Each column has a sub-table with Score and Year for ranks 1-10.

UTAH STATE



A
Abrego, Jessenia (1999, 2001-02)
Adomat, Lena (1985-88)
Anderson, Sarah (1995)
Arno, Courtney (2004)
Aufiero, Breyanna (2012, 14-15)

B
Bammert, Chris (1985, 87-89)
Barr, Ashley (2003-05, 07)
Bayer, Kathy (1981)

Bayles, Carley (2020-21)
Beavers, Leslie (1978)
Beck, Annie (2018-20)
Beck, Karen (1985, 87-89)
Belliston, Charly (2014-15)
Betts, Kaitlyn (2012-15)
Betz, Makayla (2014)
Bloom, Kristen (2000-01)
Boone, Lyndsie (2008-11)
Briones, Emily (2016-19)
Brooks, Brianna (2021)
Brown, Katie (2014, 16-17)
Buchal, CariLu (1982-85)
Bugbee, Michele (1990-92)
Bullitt, MaKayla (2017-19)

C
Campbell, Vicki (1980)
Cannon, Laurie (1996-99)
Cannon, Natalie (1988-91)
Card, Cami (1989-91)
Card, Cari (1983, 85-86)
Carr, Brenda (1983-86)
Chappel, Jillian (2015-16)
Chung, Nalani (2002-03)
Colson, Sarah (2002-03)
Conklin, Robin (1984-87)
Crawford, Jennifer (1994-97)
Cuba, JoAnna (2013-16)

D
Daley, Stefanie (2013-15)
Davis, Tana (1987-90)
DeAragon, Chris (1986)
DeHarde, Autumn (2018-21)
Del Rosario, Janelle (1994-95)
Delaney, Patty (1986-89)
Denson, Christy (1997-2000)
Dickson, Brandie (2009-10)
Dilley, Susan (1985-88)
Dillon, Jackie (2008-11)
Dittmar, Taylor (2018-21)
Dunkley, Rebecca (1993)

E
Eastlund, Karen (1982)
Edson, Melissa (1989-90)
Ellis, Kerry (1981)
Ellis, Tina (2000-01)
Estrella, Jazmyn (2017-18)

Ezell, Destiny (2013-16)
Ewart, Trina (1997-2000)

F
Fargo, Kristen (2000-01)
Felley, Nicki (2006-09)
Ferguson, Kathleen (1980)
Fishwick, Maia (2020-21)
Flessner, Rachel (2010)
Fogli, Jackie (2005-06)

G
Gaustad, Lyndsey (1998)
Godi, Michelle (1989-91)
Goerlitz, Gretchen (2004)
Golison, Elle (2017-20)
Gordon, Stephanie (1999-02)
Graff, Melanie (1990)
Granere, Heidi (1995)
Gray, Sarah (1997)
Green, Stephanie (1988-91)
Griggers, Kerry (1997-99)
Gutierrez, Jessica (2020-21)

H
Hamar, Hadley (2020)
Heinrich, Heather (2007-10)
Hellegas, Tami (1981-84)
Hogan, Haley (2009-12)
Holliday, Rebecca (2009-12)
Hone, Miranda (2016-17)
Houston, Mika Love (2001-02)
Houtchens, Haley (1991-94)
Huelsmann, Erica (2009)

J
Jackson, Eve (2021)
Jamison, Amber (1996-99)
Jaramillo, Lorie (1981-82, 84)
Jenkins, Amanda (2001)
Jeppesen, Brittany (2017-18, 20)
Johnson, Kim (1990-92)
Johnson, Sarah (2006)
Johnston, Alicia (1978-79)
Jones, Paige (2011-14)

K
Keelen, Diane (1978)
Kerr, Miranda (2014-15)
Kilpatrick, Melissa (1998)
Kilpatrick, Nicole (2000-03)
Kohler, Liesel (2003-06)
Kreikemeier, Lori (1979-82)
Kueng, Julie (1981-84)

L
Landes, Sarah (2012-15)
Leary, Faith (2018-19)
Lewis, Meagan (2003, 05-07)
Lombardo, Pauline (1983)
Loomis, Tori (2020)

Loudner, Lori (1991-94)
Love, Heidi (1992-95)
Loves, Marla (1997-2000)
Lynch, Wanita (1980-82)
Lynn, Stacy (1992-95)

M
Mabb, Jodi (1978-80)
Mackins, Brittney (2011)
Maguire, Erin (2000)
Mandy, Rachael (2004-07)
Markle, Devin (2007-08)
Marquardt, Chelsea (2008, 10-11)
Martin, Alex (2004-07)
Martin, Tracy (1978-80, 82)
Martinez, McKinzey (2013-16)
Mattioli, Kyla (2001-03)
Mayfield, Casey (1997)
McIntire, Bailey (2014-17)
Meyer, Mikaela (2018, 20-21)
Miller, Susie (2012-15)
Minion, Jasmine (2008)
Montagriff, Kim (1979, 81)
Montoya, Amelia (2010-13)
Muhr, Cammi (2011)

N
Neenan, Jessica (1993-96)
Neilson, Beth (1994-97)
Nilsen, Chelsea (1993-96)
Nulph, Kira (2001)
Nye, Christina (2011-14)

O
Ockaskis, Tonja (1992-94)
O'Dell, Kristin (1998, 2000-01)
Omann, Katie (2005-08)
Oster, Melanie (2015-17)
Oveson, Summer (1993-96)

P
Page, Janalee (1986-87)
Palmer, Deanna (1994-97)
Palmer, Jill (1984-86)
Parenti-Otte, Jessica (2003, 05-07)
Passe, Shannon (1994-97)
Patterson, Kelly (2006-08)
Pavicic, McKinley (2018)
Peel, Keri (2015-17)
Penman, Brittnee (2001)
Peterson, Debbie (1978-81)
Pfannenstiel, Heidi (1989-92)
Pohl, Michelle (1983-86)
Porter, Jessica (1996-97, 99-2000)
Price, Brittany (2006)

R
Rainbolt, Natalie (2016)
Rands, Jessica (2002-04)
Richards, Kimberly (1996-99)
Richards, Krissy (1996-99)

Rickard-Whitfield, Ana (2006-08)
Robinson, Cidney (2015)
Rojas, Grace (2019-21)
Ropelato, Rachel (2002-04)
Rosenthal, Allison (2001-03)
Rubino, Diane (1983)
Rutherford, Katie (2002-04)
Ryan, Julie (1986-88, 91)

S
Sanzotti, Hayley (2013, 15-17)
Scharman, Kimberly (2000-02)
Schilla, Katy (2007)
Scholl, Brenda (1989-92)
Seeley, Kirra (1999-02)
Shaw, Wendy (1980)
Simoneau, Nicole (2008-09, 11)
Snyder, Jill (1987-88)
Stano, Kris (1982-83)
Stewart, Stacy (2004)
Sullivan, Sofi (2020)
Swank, Emily (1995-98)
Swank, Laura (2000)

T
Thomas, Michelle (1978-80, 82)
Toomey, Ariel (2020-21)
Torres, Melisa (1995-98)
Tschida, Megan (2005-08)
Tueller, Madi (2019)

V
Varnadore, Leighton (2018-21)
Varnadore, Logan (2018-19, 21)
Vaske, Rachel (2011)
Vendetti, Anne-Marie (1995-96)

W
Ward-Sessions, Madison (2016-19)
Wagner, Jennifer (1978)
Wagner, Samantha (2012)
Warrilow, Jane (1993-94)
Watamaniuk, Amanda (2010-13)
Wathen, Kelcy (2000-01)
Wells, Rebecca (2020-21)
West, Karen (1978-79)
Woolstenhulme, Megan (1999-01)
Wyles, Kristen (1989)

Y
Yamamoto, Tricia (1992-95)
Yasukochi, Michelle (2013-16)
Young, Julie (1984-86)
Young, Ashley (2003-04)

Z
Zahl, Barb (1988, 90-92)


Boldface indicates current gymnasts




BREYANNA
AUFIERO



SARAH
LANDES



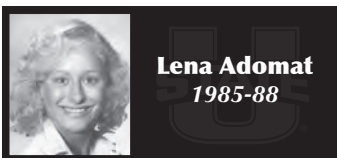
RACHAEL
MANDY



MEGAN
TSCHIDA



The Wall of Fame was dedicated in 1985 to honor past gymnasts for their accomplishments in the gym, in the classroom and for their overall contributions to the program. A Utah State gymnast must do one of four things for Wall of Fame consideration: graduate from USU after competing for four years; qualify for the NCAA championships as an individual; earn All-American status; or represent the gymnast's home nation in international competition. The coaching staff nominates gymnasts and a committee subsequently votes on those nominees.



Lena Adomat
1985-88

Lena Adomat placed 29th in the all-around as an at-large qualifier for the 1986 NCAA Championships. She was all-HCAC in 1986 and 1987. In 1986, Adomat set an Aggie vault record of 9.650. While at USU, she won the Swedish National Championships in 1985 and 1986, and competed in the 1986 World Championships. Prior to attending USU, Adomat was a member of Sweden's Olympic teams in 1980 and 1984.




Ashley Barr
2003-05, 2007

Ashley Barr was a two-time all-conference selection (2004, 2005), as well as a four-time academic all-conference selection and an academic All-American in 2003 and 2006.



Lyndsie Boone
2008-11

Lyndsie Boone qualified for the NCAA Regional Championships as an individual all four seasons as an Aggie. She was also a three-time academic all-WAC honoree.



Michelle Bugbee
1990-92

Michelle Bugbee set a school record with a 38.19 National Qualifying Score. She finished 40th in the all-around at the 1991 NCAA National Championships with a 37.300.



Lyndsie Boone



Natalie Cannon
1998-91

Natalie Cannon was ranked among USU's top 25 individual performers on beam (9.650) and floor (9.800).



Robin Conklin
1984-87

Robin Conklin placed 41st at the 1987 NCAA Championships as an at-large qualifier. She tied the USU bars record with a 9.700 in 1986.



Jennifer Crawford
1994-97

Jennifer Crawford was the first Aggie gymnast to score 9.900 or better and is tied for eighth on the USU vault performer list with a 9.900 mark. Her season average of 9.729 on vault was the third-best mark for the Aggies at the time.




Tana Davis
1987-90

Tana Davis held 16 Aggie records at one time. She was an at-large competitor in the 1989 and 1990 NCAA Championships, taking 26th and 31st, respectively. In 1989, she set USU records on the beam and in the all-around. As a senior, she broke the beam and all-around marks and tied the bars and floor records.



Tana Davis



Patty Delaney
1986-89

Patty Delaney was the first alternate for the 1986 NCAA Championships. She was a two-time all-HCAC performer and a four-time academic all-HCAC honoree. Delaney set a school record on the vault with a 9.700 in 1989.




Jackie Dillon
2008-11

Jackie Dillon was a three-time NCAA Regional Championships qualifier. She averaged 9.732 on vault in 2008 and 9.713 on bars in 2009.



Christy Denson
1997-2000

Christy Denson is the current Utah State record holder in the all-around with a 39.550. She is also tied for first on floor (9.975) and bars (9.975). Denson was a 10-time all-Big West performer, including two conference all-around titles (1999, 2000), two bars titles (1998, 2000) and one beam title (1999). In 1998, she became the ninth gymnast in Aggie history to qualify for the NCAA Championships as an at-large competitor, placing 31st. Denson was also named Big West Gymnast of the Year in her junior and senior campaigns, as well as being voted Utah State's Female Athlete of the Year in 1998, 1999 and 2000. She was inducted into the USU Athletics Hall of Fame in 2017.



Jackie Dillon



Stephanie Green
1988-91

Stephanie Green set the school record on bars as a freshman in 1988 with a 9.750. In 1990, she posted a 9.800 on bars, tying the school record. She earned all-HCAC honors in 1990 and was a three-time academic all-HCAC honoree.




Heather Heinrich
2007-10

Heather Heinrich was a two-time NCAA Regional qualifier and three-time all-WAC honoree, including two-time first-team selection. She was also a three-time academic all-WAC honoree.




Haley Houtchens
1991-94

Haley Houtchens was a four-time academic All-America honoree. She is tied for marks that at the time were ninth-best score in school history on the bars (9.800) and 14th on the floor (9.825).



Amber Jamison
1996-99

Amber Jamison qualified for the 1999 NCAA Championships as the No. 4 individual all-arounder. She set a USU NCAA Championships record in the all-around with a 39.050, tying her for 22nd in the nation. She is tied for first in school history on bars with a 9.975.



Heather Heinrich





Alicia Johnston
1978-79

Alicia Johnston earned AIAW All-American status as a freshman in 1978, when she tied for 12th in the all-around. She set Utah State records for the bars, beam, floor and all-around.



Liesel Kohler
2003-06

Liesel Kohler earned all-Western Gymnastics Conference honors on the beam and floor exercise in 2005. She was a WGC floor exercise champion in 2005 and currently ranks second in school history with a single-season floor average of 9.877. She also ranks fourth with a single-season average of 9.802 on the beam. Kohler was an academic All-American in 2006 and was a four-time academic all-conference honoree.



Lori Kreikemeier
1979-82

Lori Kreikemeier is the only Aggie gymnast to have qualified for four national championships as she competed at the AIAWs from 1979-82.



Meagan Lewis
2003, 2005-07

Meagan Lewis was a two-time all-conference honoree. She currently ranks fourth with a single-season bars average of 9.798 set in 2003. Lewis also received academic all-conference accolades all four years and was a two-time academic All-American (2003, 2006).



Meagan Lewis



Lori Loudner
1991-94

Lori Loudner was a four-time academic All-American. In 1994, she set an Aggie record of 9.850 on beam.



Wanita Lynch
1980-82

Wanita Lynch won back-to-back Australian National Championships in the all-around while at Utah State. She represented Australia in the 1976 Olympics in Montreal. Lynch was the United States Junior College all-around champion for Odessa (Texas) JC in 1979 and a five-time JUCO All-American. She set Utah State records on the bars, beam, floor and all-around in 1981. In 1982, she broke each of those marks and set a vault record.



Stacy Lynn
1992-95

Stacy Lynn was a four-time academic All-American and was all-Big West on the vault in 1993. Twice she earned academic all-Big West honors.



Jodi Mabb
1978-80

Jodi Mabb earned AIAW All-American status as a freshman in 1978, when she tied for 12th in the all-around and again in 1979, when she placed 14th. She set a Utah State record for the vault and was a three-time Region VII champion on that event.



Jodi Mabb



Alex Martin
2004-07

Alex Martin was a three-time all-conference honoree and a four-time academic all-conference selection. She is tied for ninth all-time in school history with a 9.925 on bars. Her 2004 bars average of 9.746 ranks 18th all-time.




Beth Neilson
1994-97

Beth Neilson was ranked among the top 25 in the nation on bars in 1997, averaging a school-record 9.786. The final two years of her career she was all-Big West on the bars, tying for the title in 1997. She scored a 9.900 four times on bars and was a three-time academic All-American honoree.




Chelsea Nilsen
1993-96

Chelsea Nilsen earned all-Big West honors when she tied for first on the floor in 1996, and in 1993 when she tied for third. She was also named academic All-American. She set the USU floor season average record with a 9.745 in 1996 and also the top floor score of all-time with 9.925.



Summer Overson
1993-96

Summer Overson earned academic All-American honors in 1993 and received academic all-Big West honors three consecutive years. She tied the school record on floor with a 9.850 in 1995 and again in 1996.



Alex Martin



Janalee Page
1986-87

Janalee Page was the first native Logan gymnast to compete for the Aggies. She earned academic all-HCAC honors in 1987.





Deanna Palmer
1994-97

Deanna Palmer was the first Aggie to score a 9.900 on vault. She is tied for first all-time in USU history with a 9.950 on vault. She earned all-Big West honors four times, three on vault and one on floor, and was second at the 1996 NCAA Regionals on vault. She was a three-time academic All-America honoree.



Jessica Parenti-Otte
2003, 2005-07

Jessica Parenti-Otte was a three-time all-conference honoree, earning all-WGC honors in 2005 and all-WAC honors in 2006 and 2007. Parenti-Otte is one of the best vaulters in school history as she holds a share of the USU school record for high score with a 9.950. In 2006, Parenti-Otte was the WAC champion on vault (9.875). She had the highest all-around score in the WAC in 2007 (39.350), and had three of the top seven highest scores in the conference. She was a four-time academic all-conference honoree, as well as receiving academic All-American accolades in 2006.




Deanna Palmer



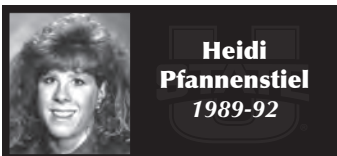
Shannon Passe
1994-97

Shannon Passe set a then-USU school record in the all-around in 1997, scoring a 39.325 at Texas Woman's. She was a three-time all-Big West performer on beam, winning individual titles in 1995 and 1996.



Debbie Peterson
1978-81

Debbie Peterson qualified for three AIAW National Championships as an at-large competitor.



Heidi Pfannenstiel
1989-92

Heidi Pfannenstiel tied the Utah State vault record as a freshman in 1989 with a 9.700 and again tied the mark with 9.800 in 1992. She earned all-Big West honors on the floor in 1992. She was an academic All-American in 1991 and 1992.



Michelle Pohl
1983-86

Michelle Pohl qualified for the 1983 NCAA National Championships. She set a school record on the floor exercise (9.650) that season, as well as season average records on beam, floor and in the all-around. The following season, she broke her floor mark and tied the school bars record with 9.700s on each event. In 1986, Pohl again broke the Aggie floor record with a 9.700.



Michelle Pohl



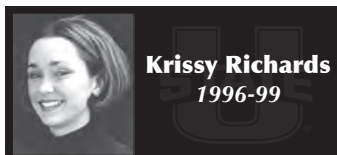
Jessica Porter
1996-97, '99-2000

Jessica Porter earned all-Big West honors in 1996, placing second on bars at the conference meet. She recorded what was then the 14th-best all-around score in school history (39.200) and owns two of USU's top 20 all-time bar season averages.



Kim Richards
1996-99

Kim Richards currently ranks seventh with an individual season average of 9.794 on beam, which she set in 1997. She is also tied for sixth with a single-meet score of 9.925 on beam. Richards was an academic all-American in 1997 and 1998, and was selected an academic all-Big West selection in 1997 and 1999.



Krissy Richards
1996-99

Krissy Richards is tied for second all-time in school history on beam with a 9.950. She was the 1998 Big West beam champ (9.900) and also earned all-Big West honors on beam in 1999.




Rachel Ropelato
2002-04

Rachel Ropelato is ranked 20th with a vault season average of 9.769. She also ranks 20th with a bars season average of 9.739. Ropelato is currently tied for eighth in school history on vault with a 9.900 set during the 2003 campaign and tied for ninth on bars with a 9.925, which she set in 2004. She earned all-WGC honors on vault in 2003, and on both vault and bars in 2004.



Rachel Ropelato



Julie Ryan
1986-88, 1991

Julie Ryan was the first Aggie gymnast to break the 38 mark in the all-around, setting a school record with a 38.05 and tying the floor mark. She was the 1988 HCAC floor exercise champion. In 1991, Ryan set school records on beam (9.800) and floor (9.850).




Brenda Scholl
1989-92

Brenda Scholl tied the school vault record as a freshman in 1989 with a 9.700. She set the bars record in 1991 with a 9.850. In 1992, Scholl earned all-Big West honors on the beam.



Jill Snyder
1987-88

Jill Snyder transferred to Utah State from Northern Illinois, where she was the 1985 Mid-American Conference bars champion.




Kris Stano
1982-83

Kris Stano was the third Utah State gymnast to earn All-American status, finishing fourth on the floor exercise at the 1982 AIAW National Championships. One of just two gymnasts inducted into the Utah State Athletics Hall of Fame.




Kris Stano



Emily Swank
1995-98

Emily Swank was a four-year letterwinner and a four-time NACGC/W Academic All-American. She won the Big West Conference title on the bars and was the valedictorian of the College of Science in 1998.



Tricia Yamamoto
1992-95

Tricia Yamamoto became the first USU gymnast to break the 39.000 mark in the all-around in 1995. As a senior, she qualified for the NCAA Championships as the No. 6 individual all-arounder. She finished 36th with a 38.350. In 1993, she earned all-Big West honors on the floor, and in 1995 was the Big West all-around champion, earning all-Big West honors on both bars and floor.



Barb Zahl
1988, 1990-92

Barb Zahl was a four-time all-HCAC honoree and finished 34th at the 1990 NCAA Championships. She tied the school bars (9.800) and floor exercise (9.800) records in 1990. Two years later she again tied the floor mark with a 9.850. Three times Zahl earned academic all-HCAC honors and twice she was named academic All-American. In 1992, Zahl earned all-Big West honors on vault, bars, floor and in the all-around, finishing first on floor. She was a finalist for the 1992 NCAA Woman of the Year award.



Ray Corn
1978-2008

Ray Corn was head coach of the USU Gymnastics program for 31 years, transitioning the program from club level to NCAA status. Corn posted a 448-448-2 overall record, making 26 postseason appearances in his 31 years. He coached three All-Americans, three Olympians and nine NCAA national qualifiers. Corn led the Aggies to four Big West Conference titles, along with the 2005 Western Gymnastics Conference championship. Under Corn's leadership, 32 USU gymnasts earned academic All-American honors 50 times from 1991-2008. A total of 92 gymnasts earned academic all-conference honors under Corn's guidance.





ALL-TIME
RESULTS
RESULTS



Ray Corn
1977-2008

The first head coach in Utah State gymnastics history, Ray Corn guided the Aggies to 26 postseason appearances, including four consecutive trips to the AIAW National Championships and one visit to the NCAA National Championships. Utah State garnered five conference titles and went 448-448-2 overall, including a 134-120-1 mark in dual meets under his watch. He coached three All-Americans and three Olympians.

1978

(Overall Record: 36-6; Dual Meet Record: 3-1)

Table with columns: Date, Meet, W/L/T, USU, Opponent. Lists results for 1978 including meets like Rocky Mountain Open, Falcon Invitational, and AIAW Regionals.

1979

(35-18 Overall; Dual Meet Record: 4-0)

Table with columns: Date, Meet, W/L/T, USU, Opponent. Lists results for 1979 including Rocky Mountain Open, ASU Invitational, and Denver Invitational.

Table with columns: Date, Meet, W/L/T, USU, Opponent. Lists results for 1979 (continued) and 1980 including CSU Invitational, AIAW Regionals, and AIAW Nationals.

1980

(Overall Record: 23-29; Dual Meet Record: 1-1)

Table with columns: Date, Meet, W/L/T, USU, Opponent. Lists results for 1980 including meets like Rocky Mountain Open, ASU Invitational, and Denver Invitational.

Table with columns: Date, Meet, W/L/T, USU, Opponent. Lists results for 1980 (continued) and 1981 including AIAW Regionals, AIAW Nationals, and Wolfe's American Cup.

1981

(Overall Record: 21-21; Dual Meet Record: 4-3)

Table with columns: Date, Meet, W/L/T, USU, Opponent. Lists results for 1981 including meets like Wolfe's American Cup, Denver Invitational, and AIAW Nationals.



The 1979 team was the first to earn a national championship berth. Jodi Mabb finished 14th in the all-around, helping the Aggies to a 10th-place finish at the AIAW National Championships with a score of 133.700.





The 1982 team posted the highest national finish in Utah State history as the Aggies took ninth at the AIAW National Championships with a score of 137.450. Kris Stano earned All-American honors as she placed fourth on floor, the highest finish ever by an Aggie at the national championships. She was 11th in the all-around, narrowly missing a second All-American honor by one place.

	vs. Air Force	W		131.650	
	vs. Adams State	W		120.900	
2/27	@ Utah	L	140.950	148.200	
	vs. Minnesota	W		135.100	
3/6	@ Boise State	W	138.250	131.450	
	vs. Seattle Pacific	W		126.800	
3/15	@ Nebraska	L	139.450	139.700	
3/28	at AIAW Regionals (3rd)				
	vs. Utah	L	142.400	149.350	
	vs. BYU	L		144.450	
	@ New Mexico	W		138.850	
	vs. Northern Colo.	W		138.000	
	vs. UTEP	W		128.000	
4/10	at AIAW Nationals (14th)				
	@ Utah	L	132.750	145.650	
	vs. UCLA	L		144.100	
	vs. CS Fullerton	L		141.950	
	vs. Penn State	L		141.800	
	vs. Arizona State	L		141.600	
	vs. Florida	L		141.350	
	vs. Oregon State	L		141.150	
	vs. Oklahoma State	L		138.450	
	vs. USC	L		137.000	
	vs. BYU	L		136.000	
	vs. LSU	L		135.450	
	vs. Pittsburgh	L		135.400	
	vs. Louisville	L		134.000	
	vs. Ohio State	W		132.300	
	vs. Missouri	W		130.000	

1982

(Overall Record: 17-13; Dual Meet Record: 8-3)

Date	Meet	W/L/T	USU	Opponent
12/15	Australian Nat'l Team	W	141.700	141.250
1/6	W. Aussie St. Team	W	133.950	132.500
1/18	Nebraska	W	142.850	142.650
1/25	Oral Roberts	W	143.650	140.250
1/30	@ Washington	L	137.600	138.000
2/8	Utah State Invitational (2nd)			
	BYU	L	142.500	145.100
	Northern Colorado	W		134.900
	Montana State	W		133.800
2/14	@ Oklahoma State	W	139.900	139.800
2/16	@ Oral Roberts	W	143.450	138.400
2/19	@ Boise State	W	141.900	134.450
	vs. Seattle Pacific	W		133.450
	vs. Montana	W		122.550
2/22	San Diego State	W	145.750	143.400
3/5	Oklahoma State	W	140.050	136.700
3/6	Penn State	L	139.800	144.400
3/12	@ BYU	L	138.950	143.650
3/20	at AIAW Regionals (2nd)			
	@ BYU	L	142.200	144.000
	vs. Northern Colo.	W		143.650
4/2	at AIAW Nationals (9th)			
	vs. Florida	L	137.450	143.900

	vs. Alabama	L		142.850	
	vs. West Virginia	L		141.400	
	vs. Georgia	L		141.300	
	vs. Ohio State	L		141.050	
	vs. BYU	L		140.850	
	vs. Minnesota	L		140.650	
	vs. Oklahoma State	L		138.500	
	vs. Oral Roberts	W		136.950	
	vs. Washington St.	W		134.400	
	vs. Southern Illinois	W		133.250	

1983

(Overall Record: 14-10; Dual Meet Record: 7-6)

Date	Meet	W/L/T	USU	Opponent
1/4	BYU	W	170.750	170.250
1/13	@ Northern Colo.	W	170.400	163.150
1/15	@ Denver	L	174.250	175.600
	vs. Missouri	W		167.300
1/17	@ Utah	L	170.300	181.750
1/21	@ Penn State	W	171.300	169.300
1/22	@ Clarion	W	158.300	93.450
1/24	@ Minnesota	L	175.000	177.450
1/31	Montana State	W	177.150	153.150
2/7	Boise State	W	175.450	164.000
2/11	Oregon State	L	178.350	181.750
2/12	UCLA	L	180.500	181.500
2/14	Coca-Cola Classic (1st)			
	Washington	W	178.250	173.750
	Washington State	W		170.350
	Southern Utah	W		147.600
2/18	@ Montana State	W	168.200	157.650
2/28	Denver	L	174.550	179.050
3/9	Utah	L	178.550	186.900
3/26	NCAA Regionals (4th)			
	Arizona State	L	174.350	186.900
	Utah	L		185.550
	BYU	L		175.550
	Arizona	W		169.850
	Boise State	W		166.300
	New Mexico	W		132.450

1984

(Overall Record: 9-17; Dual Meet Record: 4-5)

Date	Meet	W/L/T	USU	Opponent
1/16	Boise State	W	176.200	169.550
1/23	Denver	W	178.050	175.600
1/26	@ Washington	L	174.000	182.350
1/28	@ Oregon State	L	177.150	180.950
	vs. USC	L		180.650
1/31	Coca-Cola Classic (1st)			
	BYU	W	179.000	175.600
	Northern Colorado	W		166.550
2/6	@ Utah	L	180.250	190.900
	vs. Minnesota	W		178.050
2/11	@ Boise State	W	172.600	170.600

2/13	Montana	W	172.150	166.000
2/18	at UCLA Invitational (3rd)			
	@ UCLA	L	174.550	187.350
	vs. Arizona State	L		182.000
	vs. USC	W		174.400
	vs. CS Northridge	W		164.850
2/27	@ Denver	L	172.600	178.000
3/6	New Mexico	L	174.800	178.550
3/8	Utah	L	179.200	186.750
	Penn State	L		180.800
3/10	Florida	L	179.450	185.400
3/13	@ BYU	L	174.850	179.300
3/24	at NCAA Regionals (6th)			
	@ Utah	L	168.850	187.300
	vs. Arizona State	L		184.700
	vs. Arizona	L		181.100
	vs. Minnesota	L		176.300
	vs. Oklahoma	L		176.100

1985

(Overall Record: 11-14-1; Dual Meet Record: 3-6)

Date	Meet	W/L/T	USU	Opponent
1/5	@ Boise State	W	174.650	169.700
1/12	vs. Arizona	L	170.850	181.500
	vs. Seattle Pacific	W		169.050
	@ Montana	W		167.450
1/14	Denver	W	177.500	175.150
	Boise State	W		169.050
1/21	Montana	W	176.400	169.700
1/29	Coca-Cola Classic (1st)			
	Washington State	W	175.050	170.850
	Southern Utah	W		150.150
2/2	@ BYU	L	175.300	178.000
2/9	@ Utah	L	176.400	189.700
2/16	@ Denver	L	175.700	177.250
2/22	at Shanico Invite (T-5th)			
	@ Oregon State	L	174.000	185.850
	vs. Washington	L		181.400
	vs. Stanford	L		179.000
	vs. New Mexico	L		178.250
	vs. San Diego State	T		174.000
2/25	Washington State	W	179.100	177.650
3/2	vs. Stanford	L	175.200	176.750
	@ San Diego State	L		175.750
	vs. Long Beach State	W		170.800
3/4	Oregon State	L	180.450	183.300
3/5	Utah	L	180.950	186.700
3/10	@ California	L	178.950	180.750
	vs. Long Beach State	W		174.600
3/15	BYU	L	181.600	181.600

1986

(Overall Record: 24-11; Dual Meet Record: 5-2)

Date	Meet	W/L/T	USU	Opponent
1/11	@ Southern Utah	W	175.800	147.550
	vs. Cal Poly Pomona	W		143.000
1/13	Wisconsin	W	178.850	167.450
1/25	California	W	178.450	178.150
1/31	@ Washington State	W	175.500	172.550
	vs. Montana	W		169.750
	vs. Spokane College	W		160.250
2/3	@ Oregon State	L	182.050	182.750
2/7	at Cactus Classic (4th)			
	@ Arizona	L	176.850	183.550
	vs. Oklahoma	L		177.450
	vs. BYU	L		177.350
	vs. Denver	W		175.100
	vs. USC	W		149.700
2/15	vs. Arizona	W	184.700	183.700
	@ New Mexico	W		182.300
2/17	USU Invitational (1st)			
	Boise State	W	184.050	174.100
	Seattle Pacific	W		173.500
	Montana State	W		169.500
3/3	BYU	W	184.750	176.750
3/4	@ Utah	L	184.050	188.750
3/10	Coca-Cola Classic (2nd)			
	Utah	L	183.850	186.250
	Long Beach State	W		170.500
	Washington State	W		138.350
3/15	vs. Minnesota	W	181.200	180.950
	@ BYU	W		177.650
3/22	at HCAC Champ. (2nd)			
	@ Utah	L	181.150	186.850



	vs. BYU	W	177.750
	vs. New Mexico	W	171.600
3/27	@ Oklahoma State	W	184.000 182.200
3/29	@ Oklahoma	W	182.550 182.150
4/5	at NCAA Regionals (5th)		
	@ Utah	L	182.750 187.750
	vs. Arizona State	L	187.700
	vs. Arizona	L	184.850
	vs. Oklahoma	L	184.100
	vs. Nebraska	W	181.600

1987
(Overall Record: 15-11; Dual Meet Record: 4-2)

Date	Meet	W/L/T	USU	Opponent
1/19	Minnesota	W	184.750	178.850
1/26	@ Utah	L	184.700	189.000
	vs. Washington	W		182.650
1/30	at Cactus Classic (2nd)			
	@ Arizona	L	181.700	185.150
	vs. Minnesota	W		178.850
	vs. Denver	W		177.600
	vs. BYU	W		175.450
	vs. Kentucky	W		174.700
2/7	@ Montana State	W	178.900	171.300
2/20	@ BYU	W	182.700	177.200
2/23	Montana State	W	182.050	171.850
	Southern Utah	W		153.150
3/9	New Mexico	W	186.150	184.100
3/11	Oklahoma	L	186.100	186.250
3/16	Coca-Cola Classic (1st)			
	BYU	W	186.700	177.150
	Alaska-Anchorage	W		97.400
3/23	Michigan State	L	185.650	185.800
3/28	at HCAC Champ. (3rd)			
	@ Utah	L	184.850	187.405
	vs. New Mexico	L		185.400
	vs. BYU	W		178.550
4/11	at NCAA Regionals (6th)			
	@ Arizona State	L	182.600	189.000
	vs. Utah	L		188.600
	vs. Arizona	L		187.250
	vs. Nebraska	L		185.150
	vs. Oklahoma	L		184.600
	vs. New Mexico	W		180.700

1988
(Overall Record: 17-13; Dual Meet Record: 6-2)

Date	Meet	W/L/T	USU	Opponent
1/9	@ Washington	L	176.700	178.200
1/11	Southern Utah	W	180.650	141.450
1/16	vs. Arizona	L	181.950	182.700
	@ BYU	W		176.850
	vs. Minnesota	W		174.000
1/25	Washington	W	182.200	176.150
1/29	vs. Utah	L	180.650	185.600
	@ Arizona State	L		185.250
	vs. Washington	L		182.350
2/6	@ Boise State	W	179.550	179.150
	vs. Alaska	W		138.100
2/8	Denver	W	184.600	180.500
2/19	@ BYU	W	184.200	180.050
2/22	@ Utah	L	185.600	190.550
	vs. CS Fullerton	W		185.450
	vs. Nebraska	W		185.200
2/26	@ Michigan State	L	182.750	184.350
2/29	Oregon State	L	187.050	188.900
	Boise State	W		179.350
3/7	BYU	W	187.350	182.450
3/26	HCAC Championships (2nd)			
	Utah	L	186.400	190.900
	BYU	W		185.000
	New Mexico	W		184.500
4/4	Stanford	W	187.450	184.900
4/9	at NCAA Regionals (5th)			
	vs. Utah	L	184.800	190.200
	vs. Arizona State	L		187.100
	vs. Nebraska	L		187.050
	vs. Arizona	L		186.450
	@ Oklahoma	W		184.550
	vs. Houston Baptist	W		182.350

1989
(Overall Record: 12-17; Dual Meet Record: 3-5)

Date	Meet	W/L/T	USU	Opponent
1/16	@ Utah	L	181.450	187.600
	vs. Iowa	W		178.750
1/27	@ Denver	L	182.850	183.350
2/6	BYU	W	184.600	184.500
2/13	Denver	W	185.300	182.400
	Houston Baptist	W		182.150
	Southern Utah	W		158.650
2/18	@ Oregon State	L	183.500	188.700
2/20	Georgia	L	187.400	190.500
2/25	at Cardinal Invitational (3rd)			
	vs. Arizona	L	187.500	190.700
	@ Stanford	L		188.100
	vs. Michigan	W		184.100
3/4	Utah	L	188.900	191.600
3/6	Missouri	W	188.100	181.500
3/11	@ New Mexico	L	184.500	188.400
	vs. Houston Baptist	L		185.550
3/18	at HCAC Championships (3rd)			
	vs. Utah	L	186.600	191.800
	@ BYU	L		188.800
	vs. Boise State	W		186.150
	vs. New Mexico	W		184.500
	vs. Denver	W		181.600
3/20	New Mexico	W	188.500	185.700
3/25	@ BYU	L	188.500	190.550
4/1	at NCAA Regionals (6th)			
	@ Utah	L	188.300	192.800
	vs. Nebraska	L		192.400
	vs. Arizona State	L		190.000
	vs. Oklahoma	L		190.000
	vs. Arizona	L		188.900
	vs. BYU	W		187.000

1990
(Overall Record: 18-10-1; Dual Meet Record: 10-2-1)

Date	Meet	W/L/T	USU	Opponent
1/15	@ Southern Utah	W	181.950	174.400
1/19	@ Utah	L	184.550	191.950
1/22	Southern Utah	W	182.950	175.350
1/29	Boise State	W	186.250	184.650
2/2	@ Wisconsin	W	187.450	184.500
2/4	@ Minnesota	W	186.500	186.000
2/12	BYU	W	188.700	187.700
2/19	@ Boise State	W	185.350	184.600
3/3	at Georgia Invitational (2nd)			
	@ Georgia	L	186.900	191.750
	vs. Kentucky	W		185.400
	vs. BYU	W		185.200
	vs. West Virginia	W		184.050
	vs. North Carolina	W		177.500
3/9	@ BYU	T	188.150	188.150
3/12	Rhode Island	W	188.700	179.900
3/17	Utah	L	189.050	191.450
3/19	New Hampshire	W	188.800	186.500
3/24	at HCAC Championships (3rd)			
	@ Utah	L	188.850	194.500

	vs. BYU	L	188.900
	vs. New Mexico	W	188.000
	vs. Denver	W	186.500
	vs. Boise State	W	184.550
3/26	New Mexico	W	192.600 186.000
4/7	at NCAA Regionals (6th)		
	@ Utah	L	187.550 194.950
	vs. Nebraska	L	191.225
	vs. Arizona	L	188.775
	vs. Oklahoma	L	187.825
	vs. Arizona State	L	187.800
	vs. BYU	W	185.350

1991
(Overall Record: 14-22; Dual Meet Record: 6-5)

Date	Meet	W/L/T	USU	Opponent
1/11	Oregon State	L	186.000	190.100
1/20	at Missouri Invitational (2nd)			
	@ Missouri	L	186.250	188.200
	vs. Michigan	W		184.750
	vs. Iowa	W		184.350
1/26	@ Southern Utah	W	189.300	181.350
2/2	@ Utah	L	190.600	195.600
2/4	Southern Utah	W	188.750	182.550
2/11	Boise State	W	192.000	183.800
2/15	at ASU Southwest Cup (2nd)			
	@ Arizona State	L	187.350	188.900
	vs. Michigan	W		184.750
	vs. Iowa	W		184.350
2/20	Utah	L	190.800	192.400
2/24	@ New Mexico	W	191.400	184.950
3/2	@ Boise State	W	188.900	187.700
	vs. Washington	W		187.500
3/5	BYU	L	191.000	191.200
3/7	@ BYU	L	191.950	194.050
3/11	New Mexico	W	189.250	182.300
3/23	Arizona State	W	192.350	190.450
4/6	at NCAA Regionals (5th)			
	vs. Utah	L	190.575	194.625
	@ Arizona	L		191.925
	vs. BYU	L		191.100
	vs. Arizona State	L		190.750
	vs. Nebraska	W		188.275
	vs. Oklahoma	W		188.125
4/9	at NCAA Nationals (12th)			
	@ Alabama	L	185.950	195.125
	vs. Utah	L		194.375
	vs. Georgia	L		193.375
	vs. Oregon State	L		192.350
	vs. Penn State	L		190.950
	vs. Florida	L		189.700
	vs. LSU	L		188.600
	vs. BYU	L		187.700
	vs. Arizona State	L		187.650
	vs. Auburn	L		187.650
	vs. Arizona	L		187.475



The 1991 squad is the only team to qualify for the NCAA National Championships, placing 12th with a score of 185.950.



ALL-TIME RESULTS

1992

(Overall Record: 16-15; Dual Meet Record: 4-3)

Date	Meet	W/L/T	USU	Opponent
1/20	@ Utah	L	185.550	194.000
	vs. BYU	L		187.550
	vs. Southern Utah	W		184.000
1/27	Stanford	W	189.300	187.050
2/7	@ Utah	L	188.600	195.750
2/10	BYU	W	190.600	189.700
2/14	Oklahoma	W	190.500	186.400
2/21	@ Arizona State	L	189.250	192.600
	vs. Washington	W		185.850
	vs. Boise State	W		184.250
2/24	Utah	L	190.650	195.650
3/2	@ Southern Utah	W	191.700	187.500
3/6	@ Oregon State	L	187.100	194.400
	vs. Arizona State	L		191.800
	vs. Washington	W		184.450
3/14	@ BYU	L	191.900	194.300
	vs. Southern Utah	W		188.850
	vs. Boise State	W		185.950
3/16	Nebraska	L	189.950	190.000
	Southern Utah	W		187.800
	Boise State	W		185.950
3/21	@ Oklahoma	L	191.550	192.750
3/28	Big West Championships (1st)			
	Cal State Fullerton	W	192.700	191.000
	UC Santa Barbara	W		189.750
	San José State	W		170.600
4/6	at NCAA Regionals (6th)			
	@ Utah	L	189.350	197.075
	vs. Arizona	L		194.100
	vs. Arizona State	L		191.950
	vs. BYU	L		191.900
	vs. Nebraska	L		191.225
	vs. Oklahoma	W		188.700

1993

(Overall Record: 14-14; Dual Meet Record: 4-4)

Date	Meet	W/L/T	USU	Opponent
1/9	@ Denver	W	188.850	185.800
1/18	@ Utah	L	188.450	196.950
	vs. BYU	W		187.950
	vs. Southern Utah	W		186.300
1/22	Arizona State	L	189.700	190.050
2/4	@ Boise State	L	190.450	191.550
2/8	@ Utah	L	187.800	196.300
	vs. Iowa State	W		183.400
2/12	Oregon State	W	190.600	189.000
2/15	@ Southern Utah	W	190.950	189.950
2/22	Michigan	L	191.150	192.250
	BYU	L		191.200
2/26	Cal State Fullerton	W	190.850	189.350
3/1	Utah	L	191.400	195.850
3/8	Southern Utah	L	191.650	191.800
	Boise State	W		190.650
	Denver	W		185.900
3/12	@ BYU	L	189.650	193.600
3/20	at Big West Championships (2nd)			
	@ Cal State Fullerton	L	189.500	191.700
	vs. UC Santa Barbara	W		185.800
	vs. Sacramento State	W		183.950
	vs. San José State	W		182.450
4/3	NCAA Regionals (5th)			
	Utah	L	189.850	196.980
	Arizona	L		193.980
	Arizona State	L		193.200
	BYU	L		192.800
	Oklahoma	W		187.900
	Nebraska	W		187.575

1994

(Overall Record: 15-11; Dual Meet Record: 7-3)

Date	Meet	W/L/T	USU	Opponent
1/10	Kentucky	W	183.675	175.200
1/21	@ Washington	L	186.400	187.100
	vs. Boise State	W		184.875
	vs. Alaska-Anchorage	W		169.875
1/27	@ Denver	W	188.675	184.175
	vs. Oklahoma	W		184.350
	vs. Air Force	W		181.025
1/31	Boise State	W	189.050	184.475
2/7	@ Utah	L	190.050	194.675
2/11	@ Boise State	W	192.125	188.225

2/14	Washington	W	191.400	188.950
2/25	@ BYU	L	190.175	193.350
2/28	Southern Utah	W	190.350	184.775
3/7	BYU	W	193.750	192.975
3/12	Utah	L	192.800	194.200
3/21	@ Southern Utah	W	188.050	185.875
3/27	at Big West Championships (2nd)			
	vs. Cal State Fullerton	L	190.450	190.500
	vs. UC Santa Barbara	W		189.050
	vs. Sacramento State	W		185.075
	@ San José State	W		180.050
4/9	at NCAA Regionals (7th)			
	vs. Utah	L	188.450	194.100
	vs. BYU	L		192.875
	@ Arizona State	L		191.875
	vs. Nebraska	L		190.100
	vs. Arizona	L		190.050
	vs. Oklahoma	L		189.800

1995

(Overall Record: 11-14; Dual Meet Record: 6-2)

Date	Meet	W/L/T	USU	Opponent
1/15	@ Nebraska	L	188.400	190.275
1/23	Denver	W	188.850	182.500
1/27	@ Oregon State	L	184.850	192.525
	vs. Seattle Pacific	W		177.050
2/6	@ Utah	L	190.100	196.300
	vs. Minnesota	L		190.650
	vs. Southern Utah	L		190.300
2/17	@ Boise State	W	192.275	190.875
2/25	BYU	W	192.450	189.350
2/27	Boise State	W	190.400	187.975
3/4	@ BYU	L	190.475	192.625
	vs. Stanford	L		192.225
3/6	Southern Utah	W	193.950	192.775
3/11	Utah	L	193.925	197.175
3/20	@ Southern Utah	W	193.950	192.275
3/25	at Big West Championships (2nd)			
	vs. Cal State Fullerton	L	190.550	191.375
	vs. Boise State	W		190.400
	@ UC Santa Barbara	W		189.675
	vs. San José State	W		183.900
4/8	at NCAA Regionals (6th)			
	vs. Utah	L	191.950	196.625
	@ Nebraska	L		194.725
	vs. BYU	L		194.050
	vs. Arizona State	L		193.250
	vs. Arizona	L		192.875
	vs. Oklahoma	W		191.050

1996

(Overall Record: 12-14; Dual Meet Record: 3-4)

Date	Meet	W/L/T	USU	Opponent
1/19	Utah	L	188.050	192.350
1/29	Boise State	W	192.650	189.600
2/1	BYU	L	193.275	193.825
2/5	@ Southern Utah	W	193.275	192.775
2/16	@ Arizona State	L	190.775	195.850
	vs. Nebraska	L		193.925
	vs. California	L		191.400

2/19	Southern Utah	W	193.425	193.250
	Auburn	W		191.450
2/23	@ Utah	L	192.800	196.100
3/1	vs. Arizona	L	192.600	195.075
	@ BYU	L		194.625
3/4	West Virginia	W	192.025	191.225
	UC Davis	W		185.125
3/9	@ Denver	L	192.100	192.775
3/23	@ Boise State	W	194.150	193.300
3/30	Big West Championships (1st)			
	Boise State	W	193.650	191.925
	Cal State Fullerton	W		191.775
	San José State	W		191.525
	UC Santa Barbara	W		190.800
4/13	at NCAA Regionals (6th)			
	@ Utah	L	193.050	196.675
	vs. Arizona	L		195.750
	vs. Nebraska	L		195.300
	vs. BYU	L		194.925
	vs. Arizona State	L		194.075
	vs. Denver	W		191.950

1997

(Overall Record: 10-11; Dual Meet Record: 5-5)

Date	Meet	W/L/T	USU	Opponent
1/18	@ Boise State	W	193.000	189.550
1/24	Utah	L	193.625	196.750
1/31	Minnesota	W	193.825	193.650
2/8	@ BYU	L	192.500	193.750
2/17	@ Utah	L	192.750	196.925
2/21	Boise State	W	195.475	193.625
	Texas Woman's	W		187.950
2/24	@ Southern Utah	W	194.750	194.475
3/1	@ Texas Woman's	W	197.225	194.000
3/7	BYU	L	194.600	195.600
3/10	Southern Utah	W	196.025	193.775
3/15	@ Michigan	L	195.550	196.800
3/22	at Big West Championships (2nd)			
	vs. Boise State	L	194.075	194.300
	vs. UC Santa Barbara	W		193.575
	@ Cal State Fullerton	W		191.025
4/5	at NCAA Regionals (6th)			
	@ Utah	L	193.675	195.700
	vs. Arizona State	L		195.225
	vs. Nebraska	L		195.150
	vs. BYU	L		194.025
	vs. Arizona	L		193.875
	vs. Denver	W		192.525

1998

(Overall Record: 8-17; Dual Meet Record: 2-8)

Date	Meet	W/L/T	USU	Opponent
1/17	@ Boise State	W	190.650	190.200
1/23	@ Washington	L	187.125	191.250
	vs. California	W		186.650
	vs. Sacramento State	W		178.825
1/30	BYU	L	193.125	194.175
2/2	Utah	L	193.400	195.950
2/7	@ Minnesota	L	189.875	194.000
2/13	UC Santa Barbara	W	194.100	184.450



The 1997 team recorded the top score in school history on vault with a 49.325 on March 1 at Texas Woman's. That squad is also tied for the fifth-highest vault scores in program history with a 49.175 (March 15 at Michigan).



Table with columns: Date, Meet, W/L/T, USU, Opponent. Rows include Boise State, Southern Utah, Utah, BYU, Washington, Auburn, Southern Utah, Alabama, Big West Championships (1st), NCAA Regionals (7th).

1999

(Overall Record: 17-5; Dual Meet Record: 7-1)

Table with columns: Date, Meet, W/L/T, USU, Opponent. Rows include Southern Utah, Sacramento State, California, Boise State, Washington, Southern Utah, BYU, UC Santa Barbara, Utah, Boise State, BYU, Southern Utah, Alabama, Auburn, Big West Championships (2nd), NCAA Regionals (3rd), Georgia, Florida, Denver, Minnesota, Iowa State.

2000

(Overall Record: 12-13; Dual Meet Record: 5-4)

Table with columns: Date, Meet, W/L/T, USU, Opponent. Rows include Utah, Boise State, Sacramento State, Utah, BYU, Southern Utah, Denver, Southern Utah, UC Santa Barbara, BYU, Nebraska, West Virginia, Southern Utah, Texas Woman's, Boise State, Missouri, Texas Woman's, Big West Championships (2nd), Boise State, Cal State Fullerton, UC Santa Barbara, NCAA Regionals (5th), Utah, West Virginia, Denver, Minnesota, Southern Utah.

2001

(Overall Record: 10-14; Dual Meet Record: 4-5)

Table with columns: Date, Meet, W/L/T, USU, Opponent. Rows include Boise State, Oklahoma.



Christy Denson shares the school record on two events. She recorded a 9.975 on floor on Feb. 26, 1999, in a tri-meet against Boise State and Utah. The following season, she scored another 9.975, this time on bars, at the Big West Conference Championships on March 18. Since then, Amber Jamison notched a 9.975 on bars and Madi Ward-Sessions scored a 9.975 on floor.

Table with columns: Date, Meet, W/L/T, USU, Opponent. Rows include California, Arizona, Boise State, Southern Utah, Utah, Denver, Missouri, San José State, UCLA, California, UC Santa Barbara, BYU, Southern Utah, BYU, Big West Championships (1st), Cal State Fullerton, Boise State, UC Santa Barbara, NCAA Regionals (5th), Utah, Denver, Iowa State, West Virginia, Air Force.

2002

(Overall Record: 7-20; Dual Meet Record: 2-6)

Table with columns: Date, Meet, W/L/T, USU, Opponent. Rows include Cal State Fullerton, Arizona State, San José State, UC Davis, Alaska, Boise State, BYU, Utah, BYU, Boise State, Boise State, Denver, Missouri, Illinois State, Arizona State, Southern Utah, Southern Utah.

Table with columns: Date, Meet, W/L/T, USU, Opponent. Rows include Cal State Fullerton, WGC Championships (3rd), Denver, Southern Utah, Boise State, Cal State Fullerton, NCAA Regionals (6th), Georgia, Stanford, Denver, Missouri, Air Force.

2003

(Overall Record: 9-13; Dual Meet Record: 3-4)

Table with columns: Date, Meet, W/L/T, USU, Opponent. Rows include Cal State Fullerton, Illinois-Chicago, Oklahoma, Boise State, Utah, Southern Utah, N.C. State, William & Mary, Rhode Island, BYU, Ohio State, Southern Utah, BYU, Central Michigan, Southern Utah, Central Michigan, N.C. State, Ohio State, WGC Championships (4th), Boise State, Cal State Fullerton, Southern Utah.

2004

(Overall Record: 9-12; Dual Meet Record: 3-6)

Table with columns: Date, Meet, W/L/T, USU, Opponent. Rows include Rocky Mtn. Open (2nd), San José State, Air Force, Texas Woman's, Wis.-Eau Claire, California, Arizona State, San José State, Boise State, Southern Utah, BYU, Southern Utah, Missouri, Boise State, Utah, California, Cal State Fullerton, BYU, Denver, WGC Championships (3rd), Boise State, Southern Utah, Cal State Fullerton.

2005

(Overall Record: 8-13; Dual Meet Record: 5-6)

Table with columns: Date, Meet, W/L/T, USU, Opponent. Rows include Utah, Central Michigan, BYU, Southern Utah, Denver, Boise State, Boise State, Texas Woman's, California, BYU, Southern Utah, Kentucky, Denver, WGC Championships (1st).



ALL-TIME RESULTS

	vs. Southern Utah	W	195.150	194.350
	vs. Boise State	W		193.700
	@ Cal State Fullerton	W		193.550
4/9	at NCAA Regionals (6th)			
	@ Alabama	L	192.375	196.675
	vs. Iowa State	L		195.625
	vs. Auburn	L		194.800
	vs. Kentucky	L		193.325
	vs. Kent State	L		192.500

2006

(Overall Record: 7-17; Dual Meet Record: 0-7)

Date	Meet	W/L/T	USU	Opponent
1/8	vs. N.C. State	L	187.925	188.575
	vs. San José State	L		188.450
	@ Cal State Fullerton	L		187.975
1/15	vs. LSU	L	192.875	194.050
	@ Texas Woman's	W		190.475
	vs. Centenary	W		188.125
1/20	BYU	L	193.275	193.375
1/27	@ Utah	L	192.675	197.200
	vs. Southern Utah	L		193.175
2/2	@ BYU	L	192.550	193.520
2/10	Texas Woman's	W	193.350	191.125
	Washington	W		190.400
2/17	@ Boise State	L	192.225	193.525
	vs. Seattle Pacific	W		188.375
2/24	Sacramento State	L	192.175	193.750
3/3	@ Southern Utah	L	192.650	194.000
3/10	Boise State	L	193.300	194.425
3/13	Southern Utah	L	193.775	195.125
3/18	@ Minnesota	L	191.175	194.850
3/25	WAC Championships (4th)			
	Sacramento State	L	193.100	193.950
	Boise State	L		193.775
	Southern Utah	L		193.600
	San José State	W		192.800
	Cal State Fullerton	W		192.600

2007

(Overall Record: 11-15; Dual Meet Record: 4-5)

Date	Meet	W/L/T	USU	Opponent
1/7	@ Sacramento State	L	190.000	191.375
	vs. Wis.-La Crosse	W		185.100
1/12	@ Washington	L	191.400	193.000
1/22	BYU	L	193.800	195.475
1/25	@ San José State	W	194.225	193.025
	vs. Boise State	W		190.700
	vs. Seattle Pacific	W		189.875
2/1	Boise State	W	193.725	191.650
2/9	Utah	L	194.325	196.575
2/16	@ Southern Utah	L	192.275	194.575
2/23	Southern Utah	W	195.675	194.700
3/2	Alaska	W	194.525	186.750
3/9	vs. Oregon State	L	194.675	195.375
	@ BYU	L		195.125
3/17	Minnesota	L	193.800	195.200
3/23	@ Boise State	W	194.775	192.725
3/31	at WAC Championships (3rd)			
	vs. Sacramento State	L	195.175	195.275
	@ Southern Utah	L		195.225
	vs. San José State	W		193.750
	vs. Cal State Fullerton	W		193.625
	vs. Boise State	W		193.300
4/14	at NCAA Regionals (6th)			
	vs. Georgia	L	192.525	197.275
	@ Denver	L		195.825
	vs. Penn State	L		195.775
	vs. BYU	L		193.300
	vs. Minnesota	L		192.900



Jeff Richards
2008-2013

Jeff Richards took over the head coaching reins following the retirement of Ray Corn and led the Aggies for five seasons. He compiled an overall record of 18-85 and a regular-season mark of 12-67. He coached 11 different NCAA Regional Championships participants, including three-time qualifiers Lyndsie Boone (2009, '10, '11), Jackie Dillon (2009, '10, '11) and Paige Jones (2011, '12, '13).

2008

(Overall Record: 6-18; Dual Meet Record: 2-7)

Date	Meet	W/L/T	USU	Opponent
1/11	@ Boise State	L	187.925	192.625
1/18	Sacramento State	L	191.050	192.575
1/22	Boise State	L	192.400	195.700
1/27	@ Cal State Fullerton	W	191.700	191.600
2/4	@ Southern Utah	L	192.250	196.000
2/9	vs. Oklahoma	L	192.275	195.925
	@ Denver	L		195.700
	vs. Air Force	W		186.375
2/15	BYU	L	192.425	193.725
	New Hampshire	W		190.900
2/22	@ Utah	L	189.650	197.200
	vs. Southern Utah	L		193.100
2/29	Denver	L	192.300	195.250
3/7	San José State	W	194.450	194.125
3/10	@ BYU	L	194.250	196.300
3/14	vs. Kentucky	L	193.900	195.200
	@ Texas Woman's	L		194.200
	vs. Centenary	W		192.025
3/21	Southern Utah	L	193.150	195.075
3/29	at WAC Championships (5th)			
	@ Boise State	L	194.150	194.925
	vs. San José State	L		194.725
	vs. Southern Utah	L		194.575
	vs. Sacramento State	L		194.275
	vs. Cal State Fullerton	W		192.650

2009

(Overall Record: 1-19; Dual Meet Record: 1-9)

Date	Meet	W/L/T	USU	Opponent
1/10	@ Kentucky	L	187.150	191.100
1/16	Central Michigan	L	190.800	193.025
1/26	@ Southern Utah	L	191.925	194.750
1/30	@ Boise State	L	193.600	194.350
2/6	Cal State Fullerton	L	192.225	192.575
2/9	Utah	L	193.500	196.950
2/20	vs. San José State	L	191.375	194.850
	@ BYU	L		192.575
	vs. Boise State	L		191.950
2/27	vs. Boise State	L	190.250	195.325
	@ Sacramento State	L		192.050
3/6	Pittsburgh	L	192.675	194.550
3/8	@ San José State	L	191.150	194.150
3/13	BYU	W	193.825	191.975
3/16	Southern Utah	L	191.050	194.950
3/21	at WAC Championships (6th)			
	vs. Boise State	L	192.425	196.525
	@ Sacramento State	L		195.350
	vs. Southern Utah	L		195.175
	vs. San José State	L		194.875
	vs. Cal State Fullerton	L		192.975

2010

(Overall Record: 4-18; Dual Meet Record: 0-8)

Date	Meet	W/L/T	USU	Opponent
1/15	@ Central Michigan	L	187.275	192.275
1/17	at UNH Invitational (3rd)			
	@ New Hampshire	L	191.650	195.000
	vs. Ball State	L		192.850
	vs. Yale	W		186.525
1/22	@ Southern Utah	L	191.225	195.050
1/29	Boise State	L	191.125	191.625
2/5	vs. Denver	L	190.475	195.050
	@ BYU	L		194.975
2/12	@ Utah	L	178.250	196.225
2/15	Southern Utah	L	186.675	195.075
2/19	BYU	L	190.725	195.350
2/26	vs. UCLA	L	188.700	197.250
	@ Cal State Fullerton	L		191.750
3/5	@ Boise State	L	189.225	195.625
	vs. BYU	L		193.750

3/12	San José State	L	193.725	194.675
3/19	Sacramento State	L	192.050	194.650
3/27	at WAC Championships (3rd)			
	vs. Southern Utah	L	193.675	195.800
	vs. Boise State	L		195.700
	vs. San José State	W		193.600
	@ Cal State Fullerton	W		193.175
	vs. Sacramento State	W		192.650

2011

(Overall Record: 3-18; Dual Meet Record: 1-6)

Date	Meet	W/L/T	USU	Opponent
1/7	Southern Utah	L	192.800	193.475
1/14	BYU	L	192.000	193.075
	Arizona	L		192.725
1/21	@ San José State	L	191.350	194.700
	vs. Wis.-Eau Claire	W		181.675
1/29	@ BYU	L	191.900	194.925
	vs. Iowa State	L		194.925
	vs. Southern Utah	L		194.275
2/4	@ Southern Utah	L	192.125	194.000
2/11	@ Sacramento State	L	190.625	192.000
2/18	Boise State	L	193.600	196.250
2/25	Utah	L	193.150	196.550
2/27	@ Boise State	L	192.650	195.475
3/4	Cal State Fullerton	W	194.550	190.700
3/12	vs. Iowa	L	193.150	196.450
	@ Southern Utah	L		195.400
3/19	at WAC Championships (5th)			
	vs. Boise State	L	191.850	195.700
	vs. Southern Utah	L		194.825
	@ San José State	L		193.925
	vs. Sacramento State	L		193.550
	vs. Cal State Fullerton	W		191.650

2012

(Overall Record: 5-16; Dual Meet Record: 2-5)

Date	Meet	W/L/T	USU	Opponent
1/13	@ Utah	L	191.925	197.400
1/21	vs. Oklahoma	L	192.325	197.450
	@ Texas Woman's	L		192.425
	vs. Centenary	W		191.475
1/27	Southern Utah	L	194.050	194.525
	Boise State	W		193.525
2/3	Arizona State	L	192.575	194.600
2/10	San José State	L	194.875	194.950
2/17	Sacramento State	W	193.875	193.400
2/25	@ BYU	L	193.625	194.100
	vs. Southern Utah	L		193.925
3/2	@ Boise State	L	192.750	196.125
3/5	BYU	L	193.675	195.525
3/9	@ Southern Utah	W	194.200	193.700
3/16	@ Arizona	L	192.975	196.525
	vs. Bridgeport	L		193.525
	vs. Air Force	W		192.175
3/24	WAC Championships (5th)			
	Denver	L	194.775	196.350
	Sacramento State	L		195.675
	Southern Utah	L		195.025
	San José State	L		194.800

2013

(Overall Record: 5-14; Dual Meet Record: 1-6)

Date	Meet	W/L/T	USU	Opponent
1/12	@ BYU	L	189.425	194.075
1/18	@ Boise State	L	191.250	194.875
1/25	Southern Utah	L	192.875	194.025
	Hamlin	W		181.975
2/1	@ Southern Utah	L	194.200	195.425
2/8	Air Force	W	193.575	193.200
2/15	@ San José State	L	193.225	194.550
	vs. Brown	W		189.900
2/23	@ Denver	L	192.150	195.800
	vs. Boise State	L		194.525
	vs. Rutgers	L		193.925
3/1	@ Sacramento State	L	193.400	193.800
3/4	BYU	L	192.900	195.025
3/15	Boise State	L	194.125	195.300
3/23	at WAC Championships (4th)			
	vs. Boise State	L	195.100	196.225
	vs. Denver	L		195.125
	vs. Sacramento State	L		195.500
	@ Southern Utah	W		194.925
	vs. San José State	W		194.700



Nadalie Walsh
2013-2017

Nadalie Walsh led the Aggies to the NCAA Regional Championships all four seasons she was at the helm of the program. She compiled a 38-63 overall record, including 32-34 in the regular season and 17-17 in dual meets. Under Walsh, the Aggies placed second at the 2017 MRGC Championships, the program's best finish at a conference championship meet since 2005, when USU captured the WAC crown.

2014

(Overall Record: 10-17; Dual Meet Record: 6-2)

Table with columns: Date, Meet, W/L/T, USU, Opponent. Rows include @ Iowa, @ Southern Utah, BYU, vs. Stanford, @ UC Davis, vs. San José State, @ Air Force, vs. Seattle Pacific, @ BYU, @ Oregon State, vs. Boise State, vs. Seattle Pacific, Denver, Sacramento State, San José State, Southern Utah, @ UCLA, vs. Bowling Green, at MRGC Championships (5th), vs. Denver, vs. Boise State, vs. Southern Utah, @ BYU, 4/5 at NCAA Regionals (6th), vs. Utah, vs. UCLA, @ Arkansas, vs. Arizona State, vs. UC Davis.

2015

(Overall Record: 11-15; Dual Meet Record: 4-4)

Table with columns: Date, Meet, W/L/T, USU, Opponent. Rows include Air Force, @ Denver, @ BYU, Boise State, UC Davis, Seattle Pacific, @ Boise State, Southern Utah, @ Southern Utah, vs. Denver, vs. Central Michigan, @ BYU, @ San José State, vs. Sacramento State, vs. Seattle Pacific, BYU, @ Sacramento State, 3/21 at MRGC Championships (4th), vs. Boise State, vs. Southern Utah, @ Denver, vs. BYU, 4/4 at NCAA Regionals (5th), vs. Georgia, vs. Utah, @ California, vs. Boise State, vs. BYU.

2016

(Overall Record: 8-15; Dual Meet Record: 5-5)

Table with columns: Date, Meet, W/L/T, USU, Opponent. Rows include Centenary, Kent State, @ Southern Utah, Southern Utah, @ Denver.

Table with columns: Date, Meet, W/L/T, USU, Opponent. Rows include 2/12 at Perfect 10 Challenge (4th), vs. Oklahoma, vs. Denver, vs. George Wash., @ BYU, Boise State, 3/4 BYU, New Hampshire, 3/6 @ Nebraska, 3/11 @ Arkansas, 3/13 @ Illinois-Chicago, 3/19 at MRGC Championships (4th), @ Boise State, vs. Southern Utah, vs. BYU, 4/2 at NCAA Regionals (5th), @ Utah, vs. UCLA, vs. Washington, vs. Illinois, vs. Southern Utah.

2017

(Overall Record: 9-16; Dual Meet Record: 2-6)

Table with columns: Date, Meet, W/L/T, USU, Opponent. Rows include 1/6 @ Arizona, vs. Texas Woman's, 1/13 North Carolina State, Bowling Green, 1/20 @ BYU, 1/29 @ New Hampshire, 2/3 BYU, 2/10 @ Southern Utah, 2/17 Boise State, 2/20 @ UCLA, vs. Bridgeport, 2/25 at Masters Classic (3rd), @ Nebraska, vs. California, vs. SE Missouri, @ Boise State, 3/5 @ San José State, 3/10 Southern Utah, 3/18 MRGC Championships (2nd), Boise State, Southern Utah, BYU, 4/1 at NCAA Regionals (6th), vs. Oklahoma, @ Washington, vs. Kentucky, vs. Stanford, vs. BYU.



Amy Smith
2017-Present

Amy Smith, the 2020 MRGC Coach of the Year, is in her fifth season at Utah State. In 2019, Smith coached Madison Ward-Sessions to WCGA second-team regular-season All-American honors on floor. Ward-Sessions became the first gymnast in Utah State history to ever garner All-American accolades during the regular season. In 2020, the Aggies went 7-6-1 overall.

2018

(Overall Record: 9-11; Dual Meet Record: 2-5)

Table with columns: Date, Meet, W/L/T, USU, Opponent. Rows include 1/13 @ Bowling Green, 1/19 San José State, Sacramento State, 1/27 @ Denver, 2/2 Boise State, 2/9 @ UC Davis, vs. Sacramento State, 2/12 @ Southern Utah, 2/16 @ Boise State, 2/23 at Elevate The Stage (3rd), vs. Denver, vs. Michigan, vs. Bowling Green, 3/2 BYU, 3/9 @ BYU, vs. Penn State.

Table with columns: Date, Meet, W/L/T, USU, Opponent. Rows include vs. Texas Woman's, 3/16 Southern Utah, 3/24 at MRGC Championships (3rd), vs. Boise State, vs. BYU, @ Southern Utah.

2019

(Overall Record: 5-13; Dual Meet Record: 1-6)

Table with columns: Date, Meet, W/L/T, USU, Opponent. Rows include 1/12 @ Pittsburgh, vs. West Virginia, vs. Eastern Michigan, 1/18 BYU, 1/25 @ BYU, 2/1 @ Southern Utah, 2/8 Boise State, 2/17 @ West Virginia, vs. Pittsburgh, vs. Cornell, 2/22 Alaska, 3/1 at Boise State, vs. Washington, 3/8 Southern Utah, 3/16 at UCLA, 3/22 at MRGC Championships (4th), vs. Boise State, vs. Southern Utah, at BYU.

2020

(Overall Record: 7-6-1; Dual Meet Record: 5-1)

Table with columns: Date, Meet, W/L/T, USU, Opponent. Rows include 1/11 at Rio Tinto Best of Utah Meet (4th), vs. Utah, vs. BYU, vs. Southern Utah, 1/18 @ BYU, vs. UCLA, 1/25 @ Air Force, 1/31 @ Southern Utah, 2/7 vs. Boise State, 2/14 vs. Southern Utah, 2/21 @ Boise State, vs. Sacramento State, vs. UC Davis, 2/28 vs. UC Davis, 3/6 vs. BYU.

2021

(Overall Record: 3-14-1; Dual Meet Record: 0-7)

Table with columns: Date, Meet, W/L/T, USU, Opponent. Rows include 1/9 at Best of Utah (3rd), vs. Utah, vs. BYU, vs. Southern Utah, 1/22 vs. Southern Utah, 1/29 vs. BYU, 2/6 @ Boise State, 2/13 vs. Boise State, 2/19 @ Southern Utah, 2/26 @ BYU, 3/7 @ Denver, vs. Southern Utah, 3/12 @ Utah, 3/20 MRGC Championships (3rd), BYU, Boise State, Southern Utah, 4/2 at SLC NCAA Regional Second Round (T-3rd), vs. Kentucky, vs. LSU, vs. Arizona.





ALL-TIME
SERIES
RECORDS



ALL-TIME SERIES RECORDS

Team	Overall W-L-T	Home W-L-T	Away W-L-T	Neutral W-L-T	Postseason W-L-T	Last Meeting
Adams State	1-0-0			1-0-0		1981, USU won 138.200-120.900
Air Force	13-1-0	2-0-0	6-0-0	5-1-0	1-1-0	2020, USU won 195.550-192.375
Alabama	0-5-0	0-1-0	0-3-0	0-1-0	0-3-0	2005, Alabama won 196.675-192.375
Alaska Anchorage	6-0-0	3-0-0		3-0-0		2019, USU won 194.925-192.675
Arizona	11-24-1	3-2-0	1-5-0	7-17-1	3-15-1	2021, Tied 196.025-196.025
Arizona State	4-34-0	2-7-0	1-8-0	1-19-0	0-21-0	2014, ASU won 194.425-191.875
Arkansas	0-2-0		0-2-0		0-1-0	2016, Arkansas won 196.775-194.825
Auburn	2-3-0	1-1-0	1-0-0	0-2-0	0-2-0	2005, Auburn won 194.800-192.375
Australian Nat'l Team	1-0-0	1-0-0				1981, USU won 141.700-141.250
Ball State	0-1-0			0-1-0		2010, Ball State won 192.850-191.650
Boise State	56-52-1	28-16-0	17-19-1	11-17-0	10-19-0	2021, BSU won 196.725-196.250
Bowling Green	3-1-0	1-0-0	0-1-0	2-0-0		2018, USU won 195.325-194.750
Bridgeport	1-1-0	0-0-0		1-1-0		2017, USU won 195.700-193.225
Brown	1-0-0			1-0-0		2013, USU won 193.225-189.900
BYU	49-85-1	26-26-0	10-36-1	13-23-0	9-25-0	2021, BYU won 196.925-196.250
California	5-8-0	3-1-0	0-4-0	2-3-0	0-1-0	2017, Cal won 196.400-196.200
Cal Poly Pomona	1-0-0			1-0-0		1986, USU won 175.800-143.000
Cal State Fullerton	22-14-0	9-1-0	5-5-0	8-8-0	15-8-0	2011, USU won 191.850-191.650
Cal State Northridge	1-0-0			1-0-0		1984, USU won 174.550-164.850
Centenary	4-0-0	1-0-0		3-0-0		2016, USU won 194.375-184.225
Central Michigan	1-5-0	1-1-0	0-2-0	0-2-0		2015, USU won 196.150-195.100
Clarion State	1-1-0		1-0-0	0-1-0	0-1-0	1983, USU won 158.300-93.450
Colorado	7-0-0	2-0-0	1-0-0	4-0-0	3-0-0	1980, USU won 141.150-127.750
Colorado State	8-0-0	1-0-0	1-0-0	6-0-0	2-0-0	1980, USU won 141.150-129.450
Cornell	1-0-0			1-0-0		2019, USU won 196.075-193.075
Denver	20-33-0	8-7-0	3-17-0	9-9-0	4-9-0	2021, Denver won 197.650-196.775
Eastern Kentucky	1-0-0			1-0-0	1-0-0	1979, USU won 133.700-130.450
Eastern Michigan	1-0-0			1-0-0		2019, USU won 194.600-192.700
Eastern Montana	1-0-0			1-0-0		1977, USU won 131.650-102.300
Florida	0-6-0	0-2-0		0-4-0	0-4-0	1999, Florida won 195.225-194.575
George Washington	0-1-0			0-1-0		2016, GWU won 195.750-195.100
Georgia	1-8-0	0-3-0		1-5-0	1-5-0	2015, Georgia won 197.025-195.150
Hamline	1-0-0	1-0-0				2013, USU won 192.875-181.975
Houston Baptist	2-1-0	1-0-0		1-1-0	1-0-0	1989, Houston Baptist won 185.550-184.500
Illinois	1-1-0	1-0-0		0-1-0	0-1-0	2016, Illinois won 195.350-195.025
Illinois-Chicago	2-0-0		1-0-0	1-0-0		2016, USU won 194.725-191.025
Illinois State	0-1-0			0-1-0		2002, Illinois State won 193.000-191.700
Iowa	3-1-0		1-0-0	2-1-0		2014, USU won 191.750-191.650
Iowa State	2-3-0	1-0-0		1-3-0	1-2-0	2011, Iowa State won 194.925-191.900
Jacksonville State	1-1-0	1-0-0		0-1-0	0-1-0	1981, USU won 140.300-136.550
Kent State	2-1-0	1-0-0		1-1-0	1-1-0	2016, USU won 194.100-193.500
Kentucky	3-6-0	1-0-0	0-1-0	2-5-0	0-3-0	2021, Kentucky won 197.125-196.025
Long Beach State	5-0-0	1-0-0		4-0-0		1986, USU won 183.850-170.500
Long Island University	0-0-0					First Meeting
Louisville	0-3-0			0-3-0	0-3-0	1981, Louisville won 134.000-132.750
LSU	1-7-0	0-1-0	0-1-0	1-5-0	1-4-0	2021, LSU won 197.125-196.025
Michigan	2-3-0	0-1-0	0-1-0	2-1-0		2018, Michigan won 196.575-195.325
Michigan State	1-2-0	1-1-0	0-1-0			1988, Michigan State won 184.350-182.750
Minnesota	10-10-0	3-1-0	1-4-0	6-5-0	2-4-0	2007, Minnesota won 192.900-192.525
Missouri	5-4-0	2-1-0	0-2-0	3-1-0	1-1-0	2004, Missouri won 196.350-195.350
Missouri State	0-1-0			0-1-0	0-1-0	1979, Missouri State won 137.700-133.700
Montana	5-0-0	2-0-0	1-0-0	2-0-0		1986, USU won 175.500-169.750
Montana State	7-0-0	5-0-0	2-0-0			1987, USU won 182.050-171.850
Nebraska	9-18-0	2-2-0	0-6-0	7-10-0	3-11-0	2017, Nebraska won 197.175-196.200
New Hampshire	3-2-0	3-0-0	0-2-0			2017, UNH won 195.175-194.075
New Mexico	18-4-0	6-1-0	6-1-0	6-2-0	9-1-0	1991, USU won 189.250-182.300
North Carolina	1-0-0			1-0-0		1990, USU won 186.900-177.500
North Carolina State	2-2-0	2-0-0	0-1-0	0-1-0		2017, USU won 195.400-193.900
Northern Colorado	16-2-0	6-1-0		10-1-0	5-0-0	1984, USU won 179.000-166.550
Ohio State	1-4-0	0-1-0	0-1-0	1-2-0	1-1-0	2003, Ohio State won 196.925-195.100
Oklahoma	8-16-0	2-1-0	2-2-0	4-13-0	4-8-0	2017, OU won 198.075-194.850
Oklahoma State	5-2-0	2-0-0	2-0-0	1-2-0	1-2-0	1986, USU won 184.000-182.200
Oral Roberts	3-0-0	1-0-0	1-0-0	1-0-0	1-0-0	1982, USU won 137.450-136.950
Oregon	1-0-0	1-0-0				1980, USU won 137.450-134.650
Oregon State	1-17-0	1-4-0	0-7-0	0-6-0	0-4-0	2014, OSU won 196.675-194.025
Penn State	1-10-0	0-3-0	1-2-0	0-5-0	0-5-0	2018, PSU won 196.675-195.725
Pittsburgh	1-4-0	0-1-0	0-1-0	1-2-0	0-2-0	2019, USU won 196.075-195.100
Rhode Island	2-0-0	1-0-0		1-0-0		2003, USU won 194.350-190.825
Rutgers	0-1-0			0-1-0		2013, Rutgers won 193.925-192.150
Sacramento State	12-15-0	4-5-0	1-6-0	7-4-0	3-7-0	2020, USU won 196.800-192.700

Boldface indicates 2022 opponents



ALL-TIME SERIES RECORDS

Team	Overall W-L-T	Home W-L-T	Away W-L-T	Neutral W-L-T	Postseason W-L-T	Last Meeting
San Diego State	4-1-1	2-0-0	1-1-0	1-0-1		1985, SDSU won 175.750-175.200
San José State	16-16-0	6-4-0	3-6-0	7-6-0	9-4-0	2018, USU won 195.450-194.275
Seattle Pacific	11-0-0	2-0-0		9-0-0		2015, USU won 195.750-194.025
Southern Cal	4-6-0	1-0-0	1-0-0	2-6-0	0-1-0	1986, USU won 176.850-149.700
Southeast Missouri	1-0-0			1-0-0		2017, USU won 196.200-190.325
Southern Colorado	1-0-0			1-0-0		1977, USU won 131.650-99.600
Southern Illinois	2-1-0	1-0-0		1-1-0	1-0-0	1982, USU won 137.450-133.250
Southern Utah	53-53-0	28-15-0	17-21-0	8-17-0	7-14-0	2021, USU won 196.250-196.225
Spokane College	1-0-0			1-0-0		1986, USU won 175.500-160.250
Stanford	4-7-0	3-0-0	0-1-0	1-6-0	0-2-0	2017, Stanford won 195.575-194.850
Temple	0-0-0					First Meeting
Texas Woman's	9-3-0	3-0-0	3-3-0	3-0-0		2018, USU won 195.725-194.925
Towson	0-0-0					First Meeting
UC Davis	6-2-0	3-0-0	1-1-0	2-1-0	0-1-0	2020, USU won 195.725-193.700
UCLA	3-15-0	1-1-0	1-9-0	1-5-0	1-4-0	2020, UCLA won 197.425-194.750
UC Santa Barbara	14-0-0	5-0-0	3-0-0	6-0-0	10-0-0	2001, USU won 195.675-193.575
Utah	3-92-0	2-28-0	0-41-0	1-23-0	0-32-0	2021, Utah won 197.275-196.500
UTEP	7-0-0	2-0-0	2-0-0	3-0-0	3-0-0	1981, USU won 142.400-128.000
Washington	10-12-0	5-1-0	0-7-0	5-4-0	0-2-0	2019, Washington won 196.750-195.025
Washington State	6-0-0	4-0-0	1-0-0	1-0-0	1-0-0	1986, USU won 183.850-138.350
Weber State	2-0-0	1-0-0		1-0-0		1978, USU won 134.250-106.650
W. Australian State Team	1-0-0	1-0-0				1981, USU won 133.950-132.500
West Virginia	3-5-0	1-0-0	1-0-0	1-5-0	0-3-0	2019, USU won 196.075-195.575
William & Mary	1-0-0			1-0-0		2003, USU won 194.350-193.175
Wisconsin	2-0-0	1-0-0	1-0-0			1990, USU won 187.450-184.500
Wisconsin-Eau Claire	2-0-0			2-0-0		2011, USU won 191.350-181.675
Wisconsin-La Crosse	1-0-0			1-0-0		2007, USU won 190.000-185.100
Yale	1-0-0			1-0-0		2010, USU won 191.650-186.525
Program Totals:	528-640-4	216-141-0	101-231-2	211-268-2	116-240-1	

Boldface indicates 2022 opponents

**UTAH STATE GYMNAS'TICS
SPECTRUM ATTENDANCE HIGHS**

Date	Attendance	Meet (Result)
1. 3/12/94	6,255	Utah (L, 194.200-192.800)
2. 1/24/97	6,208	Utah (L, 196.750-193.625)
3. 3/11/95	5,493	Utah (L, 197.175-193.925)
4. 1/19/96	5,210	Utah (L, 192.350-188.050)
5. 2/20/91	5,123	Utah (L, 192.400-190.800)
6. 4/3/93	5,047	NCAA Regionals (5/7, 189.950)
7. 2/24/92	4,884	Utah (L, 195.650-190.650)
8. 2/2/98	4,792	Utah (L, 195.950-193.400)
9. 2/26/99	4,156	Utah, BSU (2/3, 195.675)
10. 3/1/93	4,127	Utah (L, 195.850-191.400)
11. 1/14/05	4,123	Utah (L, 195.675-193.850)
12. 1/30/93	4,040	BYU (L, 194.175-193.125)
13. 3/4/89	3,815	Utah (L, 191.600-188.900)
14. 3/7/94	3,553	BYU (W, 193.750-192.975)
15. 2/3/17	3,313	BYU (W, 195.850-194.850)
16. 1/24/14	3,286	BYU (W, 193.200-192.200)
17. 2/11/91	3,156	Boise St. (W, 192.000-188.900)
18. 2/6/02	3,112	BYU (L, 195.425-191.925)
19. 1/31/97	3,111	Minnesota (W, 193.825-193.650)
20. 3/30/96	3,068	Big West Champ. (1/5, 193.650)



**ALL-TIME
OPPONENTS
HISTORY**

ALL-TIME OPPONENTS HISTORY

ADAMS STATE (1-0)

H: 0-0 A: 0-0 N: 1-0
2/21/81 W 138.200-120.900 N

AIR FORCE (13-1)

H: 2-0 A: 6-0 N: 5-1
1/9/78 W 131.650-116.650 A
2/18/78 W 134.250-116.250 A
12/8/78 W 126.000-110.700 A
2/21/81 W 138.200-131.650 N
1/27/94 W 188.675-181.025 N
4/7/01 W 191.200-190.200 N
4/6/02 L 193.775-193.400 N
1/17/04 W 192.800-191.650 A
2/9/08 W 192.275-186.375 N
3/16/12 W 192.975-191.175 N
2/8/13 W 193.575-193.200 H
2/1/14 W 195.225-192.875 A
1/9/15 W 193.975-186.675 H
1/25/19 W 195.550-192.375 A

ALABAMA (0-5)

H: 0-1 A: 0-3 N: 0-1
4/2/82 L 142.850-137.450 N
4/19/91 L 195.125-185.950 A
3/14/98 L 196.950-193.500 A
3/13/99 L 196.850-195.575 H
4/9/05 L 196.675-192.375 A

ALASKA ANCHORAGE (6-0)

H: 3-0 A: 0-0 N: 3-0
3/16/87 W 186.700-97.400 H
2/6/88 W 179.550-138.100 N
1/21/94 W 186.400-169.875 N
1/26/02 W 191.475-184.300 N
3/2/07 W 194.525-186.750 H
2/22/19 W 194.925-192.675 H

ARIZONA (11-24-1)

H: 3-2 A: 1-5 N: 7-17-1
1/27/78 W 135.450-134.000 N
1978 W 136.200-135.900 N
3/10/78 W 134.700-130.250 N
1/26/79 W 133.650-127.950 A
2/23/79 W 133.700-129.900 N
3/17/79 W 133.300-132.500 H
2/9/80 W 136.550-132.200 H
2/29/80 W 137.700-136.550 N
3/26/83 W 174.350-169.850 H
3/24/84 L 181.100-168.850 N
1/12/85 L 181.500-170.850 N
2/7/86 L 183.550-176.850 A
2/15/86 W 184.700-183.700 N
4/5/86 L 184.850-182.750 N
1/30/87 L 185.150-181.700 A
4/11/87 L 187.250-182.600 N
1/16/88 L 182.700-181.950 N
4/9/88 L 186.450-184.800 N
2/25/89 L 190.700-187.500 N
4/1/89 L 188.900-188.300 N
4/7/90 L 188.775-187.550 N
4/6/91 L 191.925-190.575 A
4/19/91 L 187.475-185.950 N
4/6/92 L 194.100-189.350 N
4/3/93 L 193.980-189.850 H
4/9/94 L 190.050-188.450 N
4/8/95 L 192.875-191.950 N
3/1/96 L 195.075-192.600 N
4/13/96 L 195.750-193.050 N
4/5/97 L 193.875-193.675 N
4/4/98 L 194.750-191.175 N
1/21/01 W 193.850-193.350 N
1/14/11 L 192.725-192.000 H
3/16/12 L 196.525-192.975 A
1/6/17 L 194.025-191.600 A
4/2/21 T 196.025-196.025 T

ARIZONA STATE (4-34)

H: 2-7 A: 1-8 N: 1-19

1/28/78 W 139.900-139.250 H
3/10/78 L 138.500-134.700 N
12/8/78 L 126.650-126.000 N
1/27/79 W 131.700-131.550 A
2/23/79 W 133.700-130.000 N
3/17/79 L 133.400-133.300 H
2/9/80 L 139.950-136.550 H
4/4/80 L 136.950-131.450 N
4/10/81 L 141.600-132.750 N
3/26/83 L 186.900-174.350 H
2/18/84 L 182.000-174.550 N
3/24/84 L 184.700-168.850 N
4/5/86 L 187.700-182.750 N
4/11/87 L 189.000-182.600 A
1/29/88 L 185.250-180.650 A
4/9/88 L 187.100-184.800 N
4/1/89 L 190.000-188.300 N
4/7/90 L 187.800-187.550 N
2/15/91 L 188.900-187.350 A
3/23/91 W 192.350-190.450 H
4/6/91 L 190.750-190.575 N
4/19/91 L 187.650-185.950 N
2/21/92 L 192.600-189.250 A
3/6/92 L 191.800-187.100 N
4/6/92 L 191.950-189.350 N
1/22/93 L 190.050-189.700 H
4/3/93 L 193.200-189.850 H
4/9/94 L 191.875-188.450 A
4/8/95 L 193.250-191.950 N
2/16/96 L 195.850-190.775 A
4/13/96 L 194.075-193.050 N
4/5/97 L 195.225-193.675 N
4/4/98 L 195.025-191.175 A
1/11/02 L 193.350-191.700 A
3/8/02 L 196.100-195.425 H
1/23/04 L 194.250-194.150 N
2/3/12 L 194.600-192.575 H
4/5/14 L 194.425-191.875 N

ARKANSAS (0-2)

H: 0-0 A: 0-2 N: 0-0
4/5/14 L 196.375-191.875 A
3/11/16 L 196.775-194.825 A

AUBURN (2-3)

H: 1-1 A: 1-0 N: 0-2
4/19/91 L 187.650-185.950 N
2/19/96 W 193.425-191.450 H
3/6/98 L 192.200-191.725 H
3/20/99 W 193.925-193.225 A
4/9/05 L 194.800-192.375 N

AUSTRALIAN NAT'L TEAM (1-0)

H: 1-0 A: 0-0 N: 0-0
12/15/81 W 141.700-141.250 H

BALL STATE (0-1)

H: 0-0 A: 0-0 N: 0-1
1/17/10 L 192.850-191.650 N

BOISE STATE (56-52-1)

H: 28-16 A: 17-19-1 N: 11-17
1/11/80 W 129.100-121.700 H
1/7/81 W 139.050-132.400 H
3/7/81 W 138.250-131.450 A
2/19/82 W 141.900-134.450 A
2/7/83 W 175.450-164.000 H
3/26/83 W 174.350-166.300 H
1/16/84 W 176.200-169.550 H
2/11/84 W 172.600-170.600 A
1/5/85 W 174.650-169.700 A
1/14/85 W 177.500-169.050 H
2/17/86 W 184.050-174.100 H
2/6/88 W 179.550-179.150 A
2/29/88 W 187.050-179.350 H
3/18/89 W 186.600-186.150 N
1/29/90 W 186.250-184.650 H
2/19/90 W 185.350-184.600 A
3/24/90 W 188.850-184.550 N

2/11/91 W 192.000-183.800 H
3/2/91 W 188.900-187.700 A
2/21/92 W 189.250-184.250 N
3/14/92 W 191.900-185.950 N
3/16/92 W 189.950-185.950 H
2/4/93 L 191.550-190.450 A
3/8/93 W 191.650-190.650 H
1/21/94 W 186.400-184.875 N
1/31/94 W 189.050-184.475 H
2/11/94 W 192.125-188.225 A
2/17/95 W 192.275-190.875 A
2/27/95 W 190.400-187.975 H
3/25/95 W 190.550-190.400 N
1/29/96 W 192.650-189.600 H
3/23/96 W 194.150-193.300 A
3/30/96 W 193.650-191.925 H
1/18/97 W 193.000-189.550 A
2/21/97 W 195.475-193.625 H
3/22/97 L 194.300-194.075 N
1/17/98 W 190.650-190.200 A
2/20/98 L 194.450-193.425 H
3/21/98 W 194.525-194.275 A
2/6/99 W 193.125-192.700 A
2/26/99 W 195.675-194.200 H
3/27/99 L 195.475-195.200 N
2/26/00 W 191.625-190.100 H
3/7/00 W 194.725-194.650 A
3/18/00 L 196.225-194.250 H
1/15/01 L 192.225-188.800 A
1/26/01 W 194.075-193.600 H
3/24/01 W 195.675-194.250 N
2/1/02 L 192.775-192.550 A
2/22/02 L 193.250-192.850 N
2/27/02 W 193.400-193.350 H
3/22/02 W 195.550-194.900 H
1/19/03 W 192.875-191.475 N
1/24/03 W 195.350-193.675 H
3/29/03 L 195.650-194.350 N
1/30/04 L 195.700-194.100 A
2/20/04 W 195.350-194.050 H
3/19/04 L 196.675-194.300 A
2/18/05 W 194.550-193.400 A
2/25/05 W 195.450-194.200 H
3/25/05 W 195.150-193.700 N
2/17/06 L 193.525-192.225 A
3/10/06 L 194.425-193.300 H
3/25/06 L 193.775-193.100 H
1/25/07 W 194.225-190.700 N
2/1/07 W 193.725-191.650 H
3/23/07 W 194.775-192.725 A
3/31/07 W 195.175-193.300 N
1/11/08 L 192.625-187.925 A
1/22/08 L 195.700-192.400 H
3/29/08 L 194.925-194.150 A
1/30/09 L 194.350-193.600 A
2/20/09 L 191.950-191.375 N
2/27/09 L 195.325-190.250 N
3/21/09 L 196.525-192.425 N
1/29/10 L 191.625-191.125 H
3/5/10 L 195.625-189.225 A
3/27/10 L 195.700-193.675 N
2/18/11 L 196.250-193.600 H
2/27/11 L 195.475-192.650 A
3/19/11 L 195.700-191.850 N
1/27/12 W 194.050-193.525 H
3/2/12 L 196.125-192.750 A
1/18/13 L 194.875-191.250 A
2/23/13 L 194.525-192.150 N
3/15/13 L 195.300-194.125 H
3/23/13 L 196.225-195.100 N
2/15/14 L 196.000-194.025 N
3/22/14 L 196.900-196.075 N
1/30/15 L 195.975-194.275 H
2/15/15 L 195.925-194.475 A
3/21/15 L 196.625-195.125 N
4/4/15 L 195.375-195.150 N
2/26/15 L 196.425-194.675 H
3/19/16 L 197.025-195.875 A
2/17/17 L 196.700-196.300 H

3/2/17 L 196.700-195.675 A
3/18/17 L 197.050-196.100 H
2/2/18 L 196.625-195.100 H
2/16/18 L 196.875-194.900 A
3/24/18 L 196.875-195.825 N
2/8/19 L 196.075-194.975 H
3/1/19 L 197.125-195.025 A
3/22/19 L 196.950-193.800 N
2/7/20 W 195.675-193.850 H
2/21/20 T 196.800-196.800 A
2/6/21 L 196.350-196.250 A
2/13/21 L 196.400-195.325 H
3/21/21 L 196.725-196.250 H

BOWLING GREEN (3-1)

H: 1-0 A: 0-1 N: 2-0
3/16/14 W 196.000-194.175 N
1/13/17 W 195.400-193.275 H
1/13/18 L 194.825-192.975 A
2/23/18 W 195.325-194.750 N

BRIDGEPORT (1-1)

H: 0-0 A: 0-0 N: 1-1
3/16/12 L 193.525-192.975 N
2/20/17 W 195.700-193.225 N

BROWN (1-0)

H: 0-0 A: 0-0 N: 1-0
2/15/13 W 193.225-189.900 N

BYU (49-85-1)

H: 26-26 A: 10-36-1 N: 13-23
1/27/78 W 135.450-109.150 A
1/28/78 W 139.900-111.050 H
2/10/78 W 134.450-119.800 N
2/11/78 W 134.500-122.000 N
1/12/79 W 136.150-127.050 H
2/3/79 W 125.350-125.000 N
3/17/79 W 133.300-129.950 H
1/25/80 L 137.150-129.350 H
1/26/80 L 140.100-135.250 A
2/9/80 L 137.550-136.550 H
3/22/80 L 142.100-141.150 N
4/4/80 L 137.500-131.450 N
1/12/81 W 139.550-136.550 H
2/9/81 W 140.300-140.150 H
2/21/81 W 138.200-138.100 N
3/28/81 L 144.450-142.400 N
4/10/81 L 136.000-132.750 N
2/8/82 L 145.100-142.500 H
3/12/82 L 143.650-138.950 A
3/20/82 L 144.000-142.200 A
4/2/82 L 140.850-137.450 N
1/4/83 W 170.750-170.250 H
3/26/83 L 175.550-174.350 H
1/31/84 W 179.000-175.600 H
3/13/84 L 179.300-174.850 A
2/2/85 L 178.000-175.300 A
3/15/85 L 181.900-181.600 H
2/7/86 L 177.350-176.850 N
3/3/86 W 184.750-176.750 H
3/15/86 W 181.200-177.650 A
3/22/86 W 181.150-177.750 N
1/30/87 W 181.700-175.450 N
2/20/87 W 182.700-177.200 A
3/16/87 W 186.700-177.150 H
3/28/87 W 184.850-178.550 N
1/16/88 W 181.950-176.850 A
2/19/88 W 184.200-180.050 A
3/7/88 W 187.350-182.450 H
3/26/88 W 186.400-185.000 H
2/6/89 W 184.600-184.500 H
3/18/89 L 188.800-186.600 A
3/25/89 L 190.550-188.500 A
4/1/89 W 188.300-187.000 N
2/12/90 W 188.700-187.700 H
3/3/90 W 186.900-185.200 N
3/9/90 T 188.150-188.150 A
3/24/90 L 188.900-188.850 N



ALL-TIME OPPONENTS HISTORY

Table with columns for date, score, and result. Includes entries for various opponents like W 187.550-185.350 N, L 191.200-191.000 H, etc.

Table with columns for date, score, and result. Includes entries for L 195.750-193.800 A, L 195.575-194.150 N, etc.

CALIFORNIA (5-8)

Table with columns for date, score, and result. Includes entries for H: 3-1 A: 0-4 N: 2-3, 2/29/80 W 137.700-125.900 N, etc.

CAL POLY POMONA (1-0)

Table with columns for date, score, and result. Includes entry for H: 0-0 A: 0-0 N: 1-0, 1/11/86 W 175.800-143.000 N

CAL STATE FULLERTON (22-14)

Table with columns for date, score, and result. Includes entries for H: 9-1 A: 5-5 N: 8-8, 2/23/79 L 140.150-133.700 N, etc.

CAL STATE NORTHRIDGE (1-0)

Table with columns for date, score, and result. Includes entry for H: 0-0 A: 0-0 N: 1-0, 2/18/84 W 174.550-164.850 N

CENTENARY (4-0)

Table with columns for date, score, and result. Includes entries for H: 1-0 A: 0-0 N: 3-0, 1/15/06 W 192.875-188.125 N, etc.

CENTRAL MICHIGAN (1-5)

Table with columns for date, score, and result. Includes entries for H: 1-1 A: 0-2 N: 0-2, 3/7/03 L 195.250-195.225 N, etc.

CLARION STATE (1-1)

Table with columns for date, score, and result. Includes entries for H: 0-0 A: 1-0 N: 0-1, 3/30/79 L 141.750-133.700 N, etc.

COLORADO (7-0)

Table with columns for date, score, and result. Includes entries for H: 1-0 A: 2-0 N: 4-0, 2/3/78 W 141.000-138.650 N, etc.

COLORADO STATE (8-0)

Table with columns for date, score, and result. Includes entries for H: 1-0 A: 1-0 N: 6-0, 1/9/78 W 131.650-115.650 N, etc.

CORNELL (1-0)

Table with columns for date, score, and result. Includes entry for H: 0-0 A: 0-0 N: 1-0, 2/17/19 W 196.075-193.075 N

DENVER (20-32)

Table with columns for date, score, and result. Includes entries for H: 8-7 A: 3-16 N: 9-9, 1/9/78 W 131.650-121.550 N, etc.

Table with columns for date, score, and result. Includes entries for 2/29/08 L 195.250-192.300 H, 2/5/10 L 195.050-190.475 N, etc.

EASTERN KENTUCKY (1-0)

Table with columns for date, score, and result. Includes entry for H: 0-0 A: 0-0 N: 1-0, 3/30/79 W 133.700-130.450 N

EASTERN MICHIGAN (1-0)

Table with columns for date, score, and result. Includes entry for H: 0-0 A: 0-0 N: 1-0, 1/12/19 W 194.600-192.700 N

EASTERN MONTANA (1-0)

Table with columns for date, score, and result. Includes entry for H: 0-0 A: 0-0 N: 1-0, 1/9/78 W 131.650-102.300 N

FLORIDA (0-6)

Table with columns for date, score, and result. Includes entries for H: 0-2 A: 0-0 N: 0-4, 4/4/80 L 132.650-131.450 N, etc.

GEORGE WASHINGTON (0-1)

Table with columns for date, score, and result. Includes entry for H: 0-0 A: 0-0 N: 0-1, 2/12/16 L 195.750-195.100 N

GEORGIA (1-8)

Table with columns for date, score, and result. Includes entries for H: 0-3 A: 0-0 N: 1-5, 3/30/79 W 133.700-131.600 N, etc.

HAMLIN (1-0)

Table with columns for date, score, and result. Includes entry for H: 1-0 A: 0-0 N: 0-0, 1/25/13 W 192.875-181.975 H

HOUSTON BAPTIST (2-1)

Table with columns for date, score, and result. Includes entries for H: 1-0 A: 0-0 N: 1-1, 4/9/88 W 184.800-182.350 N, etc.

ILLINOIS (1-1)

Table with columns for date, score, and result. Includes entries for H: 1-0 A: 0-0 N: 0-1, 2/5/81 W 137.850-131.200 H, etc.

ILLINOIS-CHICAGO (2-0)

Table with columns for date, score, and result. Includes entries for H: 0-0 A: 1-0 N: 1-0, 1/12/03 W 192.050-191.700 N, etc.

ILLINOIS STATE (0-1)

Table with columns for date, score, and result. Includes entry for H: 0-0 A: 0-0 N: 0-1, 3/2/02 L 193.000-191.700 N

IOWA (3-1)

Table with columns for date, score, and result. Includes entry for H: 0-0 A: 1-0 N: 2-1



ALL-TIME OPPONENTS HISTORY

1/16/89 W 181.450-178.750 N
 1/20/91 W 186.250-184.350 N
 3/12/11 L 196.450-193.150 N
 1/11/14 W 191.750-191.650 A

IOWA STATE (2-3)

H: 1-0 A: 0-0 N: 1-3

2/8/93 W 187.800-183.400 N
 4/10/99 W 194.575-194.175 H
 4/7/01 L 193.375-191.200 N
 4/9/05 L 195.625-192.375 N
 1/29/11 L 194.925-191.900 N

JACKSONVILLE STATE (1-1)

H: 1-0 A: 0-0 N: 0-1

4/4/80 L 135.150-131.450 N
 2/9/81 W 140.300-136.500 H

KENT STATE (2-1)

H: 1-0 A: 0-0 N: 1-1

3/30/79 W 133.700-129.800 N
 4/9/05 L 192.500-192.375 N
 1/15/16 W 194.100-193.500 H

KENTUCKY (3-6)

H: 1-0 A: 0-1 N: 2-5

1/30/87 W 181.700-174.700 N
 3/3/90 W 186.900-185.400 N
 1/10/94 W 183.675-175.200 H
 3/19/05 L 195.375-194.550 N
 4/9/05 L 193.325-192.375 N
 3/14/08 L 195.200-193.900 N
 1/10/09 L 191.100-187.150 A
 4/1/17 L 196.200-194.850 N
 4/2/21 L 197.125-196.025 N

LONG BEACH ST. (5-0)

H: 1-0 A: 0-0 N: 4-0

2/23/79 W 133.700-128.200 N
 2/27/80 W 137.300-115.650 N
 3/2/85 W 175.200-170.800 N
 3/10/85 W 178.950-174.600 N
 3/10/86 W 183.850-170.500 H

LSU (1-7)

H: 0-1 A: 0-1 N: 1-5

3/30/79 W 133.700-131.950 N
 2/9/80 L 138.150-136.550 H
 4/4/80 L 137.900-131.450 N
 2/15/81 L 142.670-138.600 A
 4/10/81 L 135.450-132.750 N
 4/19/91 L 188.600-185.950 N
 1/15/06 L 194.050-192.875 N
 4/2/21 L 197.125-196.025 N

LOUISVILLE (0-3)

H: 0-0 A: 0-0 N: 0-3

3/30/79 L 133.900-133.700 N
 4/4/80 L 137.400-131.450 N
 4/10/81 L 134.000-132.750 N

MICHIGAN (2-3)

H: 0-1 A: 0-1 N: 2-1

2/25/89 W 187.500-184.100 N
 1/20/91 W 186.250-184.750 N
 2/22/93 L 192.250-191.150 H
 3/15/97 L 196.800-195.550 A
 2/23/18 L 196.575-195.325 N

MICHIGAN STATE (1-2)

H: 1-1 A: 0-1 N: 0-0

3/28/78 W 141.950-141.850 H
 3/23/87 L 185.800-185.650 H
 2/26/88 L 184.350-182.750 A

MINNESOTA (10-10)

H: 3-1 A: 1-4 N: 6-5

2/29/80 L 140.700-137.700 N
 4/4/80 W 131.450-130.050 N

2/27/81 W 140.950-135.100 N
 4/2/82 L 140.650-137.450 N
 1/24/83 L 177.450-175.000 A
 2/6/84 W 180.250-178.050 N
 3/24/84 L 176.300-168.850 N
 3/15/86 W 181.200-180.950 N
 1/19/87 W 184.750-178.850 H
 1/30/87 W 181.700-178.850 N
 1/16/88 W 181.950-174.000 N
 2/4/90 W 186.500-186.000 A
 2/6/95 L 190.650-190.100 N
 1/31/97 W 193.825-193.650 H
 2/7/98 L 194.000-189.875 A
 4/10/99 W 194.575-194.200 H
 4/1/00 L 194.750-192.950 A
 3/18/06 L 194.850-191.175 A
 3/17/07 L 195.200-193.800 H
 4/14/07 L 192.900-192.525 N

MISSOURI (5-4)

H: 2-1 A: 0-2 N: 3-1

4/10/81 W 132.750-130.000 N
 1/15/83 W 174.250-167.300 N
 3/6/89 W 188.100-181.500 H
 1/20/91 L 188.200-186.250 A
 3/12/00 W 195.900-195.050 N
 2/17/01 W 193.900-193.025 H
 3/2/02 L 194.775-191.700 A
 4/6/02 L 195.000-193.400 N
 2/20/04 L 196.350-195.350 H

MISSOURI STATE (0-1)

H: 0-0 A: 0-0 N: 0-1

3/30/79 L 137.700-133.700 N

MONTANA (5-0)

H: 2-0 A: 1-0 N: 2-0

2/19/82 W 141.900-133.450 N
 2/13/84 W 172.150-166.000 H
 1/12/85 W 170.850-167.450 A
 1/21/85 W 176.400-169.700 H
 1/31/86 W 175.500-169.750 N

MONTANA STATE (7-0)

H: 5-0 A: 2-0 N: 0-0

2/9/81 W 140.300-123.600 H
 2/8/82 W 142.500-133.800 H
 1/31/83 W 177.150-153.150 H
 2/18/83 W 168.200-157.650 A
 2/17/86 W 184.050-169.500 H
 2/7/87 W 178.900-171.300 A
 2/23/87 W 182.050-171.850 H

NEBRASKA (9-18)

H: 2-2 A: 0-6 N: 7-10

1/9/78 W 131.650-130.050 N
 12/8/78 W 126.000-123.600 N
 3/30/79 W 133.700-131.950 N
 1/11/80 L 131.200-129.100 H
 4/4/80 W 131.450-126.700 N
 3/15/81 L 139.700-139.450 A
 1/18/82 W 142.850-142.650 H
 4/5/86 W 182.750-181.600 N
 4/11/87 L 185.150-182.600 N
 2/22/88 W 185.600-185.200 N
 4/9/88 L 187.050-184.800 N
 4/1/89 L 192.400-188.300 N
 4/7/90 L 191.225-187.550 N
 4/6/91 W 190.575-188.275 N
 3/16/92 L 190.000-189.950 H
 4/6/92 L 191.225-189.350 N
 4/3/93 W 189.850-187.575 H
 4/9/94 L 190.100-188.450 N
 1/15/95 L 190.275-188.400 A
 4/8/95 L 194.725-191.950 A
 2/16/96 L 193.925-190.775 N
 4/13/96 L 195.300-193.050 N
 4/5/97 L 195.150-193.675 N
 4/4/98 L 194.275-191.175 N

2/27/00 L 196.775-192.750 A
 3/6/16 L 197.350-195.750 A
 2/25/17 L 197.175-196.200 A

NEW HAMPSHIRE (3-2)

H: 3-0 A: 0-2 N: 0-0

3/19/90 W 188.800-186.500 H
 2/15/08 W 192.425-190.900 H
 1/17/10 L 195.500-191.650 A
 3/4/16 W 196.025-193.825 H
 1/29/17 L 195.175-194.075 L

NEW MEXICO (18-4)

H: 6-1 A: 6-1 N: 6-2

1/9/78 W 131.650-122.800 N
 2/10/78 W 134.450-130.550 A
 3/10/78 W 134.700-129.900 A
 2/1/80 W 133.100-132.650 A
 3/22/80 W 141.150-135.950 N
 3/28/81 W 142.400-138.850 A
 3/26/83 W 174.350-132.450 H
 3/6/84 L 178.550-174.800 H
 2/22/85 L 178.250-174.000 N
 2/15/86 W 184.700-182.300 A
 3/22/86 W 181.150-171.600 N
 3/9/87 W 186.150-184.100 H
 3/28/87 L 185.400-184.850 N
 4/11/87 W 182.600-180.700 N
 3/26/88 W 186.400-184.500 H
 3/11/89 L 188.400-184.500 A
 3/18/89 W 186.600-184.500 N
 3/20/89 W 188.500-185.700 H
 3/24/90 W 188.850-188.000 N
 3/26/90 W 192.600-186.000 H
 2/24/91 W 191.400-184.950 A
 3/11/91 W 189.250-182.300 H

NORTH CAROLINA (1-0)

H: 0-0 A: 0-0 N: 1-0

3/3/90 W 186.900-177.500 N

NORTH CAROLINA ST. (2-2)

H: 2-0 A: 0-1 N: 0-1

2/14/03 L 195.575-194.350 A
 3/14/03 W 196.675-195.775 H
 1/8/06 L 188.575-187.925 N
 1/13/17 W 195.400-193.900 H

NORTHERN COLO. (16-2)

H: 6-1 A: 0-0 N: 10-1

1/9/78 W 131.650-124.800 N
 2/4/78 W 142.000-126.100 H
 2/18/78 W 134.250-130.700 N
 1978 W 136.200-130.450 N
 3/10/78 W 134.700-130.200 N
 12/8/78 L 128.150-126.000 N
 12/8/78 W 126.000-106.750 N
 2/2/79 W 131.700-124.950 N
 3/17/79 W 133.300-131.750 H
 1/25/80 L 132.650-129.350 H
 3/22/80 W 141.150-137.250 N
 2/9/81 W 140.300-134.500 H
 2/21/81 W 138.200-135.200 N
 3/28/81 W 142.400-138.000 N
 2/8/82 W 142.500-134.900 H
 3/20/82 W 142.200-138.750 N
 1/13/83 W 170.400-163.150 H
 1/31/84 W 179.000-166.550 H

OHIO STATE (1-4)

H: 0-1 A: 0-1 N: 1-2

12/8/78 L 127.900-126.000 N
 4/10/81 W 132.750-132.300 N
 4/2/82 L 141.050-137.450 N
 2/28/03 L 196.375-195.275 H
 3/22/03 L 196.925-195.100 A

OKLAHOMA (8-16)

H: 2-1 A: 2-2 N: 4-13

3/24/84 L 176.100-168.850 N
 2/7/86 L 177.450-176.850 N
 3/29/86 W 182.550-182.150 A
 4/5/86 L 184.100-182.750 N
 3/11/87 L 186.250-186.100 H
 4/11/87 L 184.600-182.600 N
 4/9/88 W 184.800-184.550 A
 4/1/89 L 190.000-188.300 N
 4/7/90 L 187.825-187.550 N
 4/6/91 W 190.575-188.125 N
 2/14/92 W 190.500-186.400 H
 3/21/92 L 192.750-191.550 A
 4/6/92 W 189.350-188.700 N
 4/3/93 W 189.850-187.900 H
 1/27/94 W 188.675-184.350 N
 4/9/94 L 189.800-188.450 N
 4/8/95 W 191.950-191.050 N
 4/4/98 L 193.125-191.175 N
 1/21/01 L 195.300-193.850 N
 1/19/03 L 195.950-182.875 A
 2/9/08 L 195.925-192.275 N
 1/21/12 L 197.450-192.325 N
 2/12/16 L 197.675-195.100 N
 4/1/17 L 198.075-194.850 N

OKLAHOMA STATE (5-2)

H: 2-0 A: 2-0 N: 1-2

2/21/80 W 137.450-134.000 H
 4/4/80 W 131.450-131.050 N
 4/10/81 L 138.450-132.750 N
 2/14/82 W 139.900-139.800 A
 3/5/82 W 140.050-136.700 H
 4/2/82 L 138.500-137.450 N
 3/27/86 W 184.000-182.200 A

ORAL ROBERTS (3-0)

H: 1-0 A: 1-0 N: 1-0

1/25/82 W 143.650-140.250 H
 2/16/82 W 143.450-138.400 A
 4/2/16 W 137.450-136.950 N

OREGON (1-0)

H: 1-0 A: 0-0 N: 0-0

2/21/80 W 137.450-134.650 H

OREGON STATE (1-17)

H: 1-4 A: 0-7 N: 0-6

1/27/79 L 134.350-131.700 N
 3/30/79 L 134.550-133.700 N
 4/4/80 L 140.150-131.450 N
 4/10/81 L 141.150-132.750 N
 2/11/83 L 181.750-178.350 H
 1/28/84 L 180.950-177.150 A
 2/22/85 L 185.850-174.000 A
 3/4/85 L 183.300-180.450 H
 2/3/86 L 182.750-182.050 A
 2/29/88 L 188.900-187.050 H
 2/18/89 L 188.700-183.500 A
 1/11/91 L 190.100-186.000 H
 4/19/91 L 192.350-185.950 N
 3/6/92 L 194.400-187.100 A
 2/12/93 W 190.600-189.000 H
 1/27/95 L 192.525-184.850 A
 3/9/07 L 195.375-194.675 N
 2/15/14 L 196.675-194.025 A

PENN STATE (1-10)

H: 0-3 A: 1-2 N: 0-5

3/30/79 L 143.700-133.700 A
 3/4/80 L 146.100-137.850 H
 4/4/80 L 145.500-131.450 N
 2/13/81 L 146.200-132.800 A
 4/10/81 L 141.800-132.750 N
 3/6/82 L 144.400-139.800 H
 1/21/83 W 171.300-169.300 A
 3/8/84 L 180.800-179.200 H
 4/19/91 L 190.950-185.950 N
 4/14/07 L 195.775-192.525 N
 3/9/18 L 196.675-195.725 N



PITTSBURGH (1-4)

Table with columns: Date, Score, Opponent, Result, Location. Rows include 3/30/79, 4/10/81, 3/6/09, 1/12/19, 2/17/19.

RHODE ISLAND (2-0)

Table with columns: Date, Score, Opponent, Result, Location. Rows include 3/12/90, 2/14/03.

RUTGERS (0-1)

Table with columns: Date, Score, Opponent, Result, Location. Row includes 2/23/13.

SACRAMENTO STATE (12-15)

Table with columns: Date, Score, Opponent, Result, Location. Rows include 3/20/93, 3/27/94, 1/23/98, 1/22/99, 2/4/00, 2/24/06, 3/25/06, 1/7/07, 3/31/07, 1/18/08, 3/29/08, 2/27/09, 3/21/09, 3/19/10, 3/27/10, 2/11/11, 3/19/11, 2/17/12, 3/24/12, 3/1/13, 3/23/13, 2/28/14, 3/8/15, 3/15/15, 1/19/18, 2/9/18, 2/21/20.

SAN DIEGO STATE (4-1-1)

Table with columns: Date, Score, Opponent, Result, Location. Rows include 2/23/79, 2/24/79, 3/1/80, 2/22/82, 2/22/85, 3/2/85.

SAN JOSÉ STATE (16-16)

Table with columns: Date, Score, Opponent, Result, Location. Rows include 2/29/80, 3/28/92, 3/20/93, 3/27/94, 3/25/95, 3/30/96, 2/26/01, 1/26/02, 1/17/04, 1/23/04, 1/8/06, 3/25/06, 1/25/07, 3/31/07, 3/7/08, 3/29/08, 2/20/09, 3/8/09, 3/21/09, 3/12/10, 3/27/10.

Table with columns: Date, Score, Opponent, Result, Location. Rows include 1/21/11, 3/19/11, 2/10/12, 3/24/12, 2/15/13, 3/23/13, 1/26/14, 3/7/14, 3/8/15, 3/5/17, 1/19/18.

SEATTLE PACIFIC (11-0)

Table with columns: Date, Score, Opponent, Result, Location. Rows include 3/7/81, 2/19/82, 1/12/85, 2/17/86, 1/27/95, 2/17/06, 1/25/07, 2/1/14, 2/15/14, 2/6/15, 3/8/15.

SE MISSOURI (1-0)

Table with columns: Date, Score, Opponent, Result, Location. Row includes 2/25/17.

SOUTHERN CAL (4-6)

Table with columns: Date, Score, Opponent, Result, Location. Rows include 1978, 2/17/79, 2/23/79, 3/30/79, 2/27/80, 2/29/80, 4/10/81, 1/28/84, 2/18/84, 2/7/86.

SOUTHERN COLO. (1-0)

Table with columns: Date, Score, Opponent, Result, Location. Row includes 1/9/78.

SOUTHERN ILLINOIS (2-1)

Table with columns: Date, Score, Opponent, Result, Location. Rows include 1/13/78, 4/4/80, 4/2/82.

SOUTHERN UTAH (53-53)

Table with columns: Date, Score, Opponent, Result, Location. Rows include 2/14/83, 1/29/85, 1/11/86, 2/23/87, 1/11/88, 2/13/89, 1/15/90, 1/22/90, 1/26/91, 2/4/91, 1/20/92, 3/2/92, 3/14/92, 3/16/92, 1/18/93, 2/15/93, 3/8/93, 2/28/94, 3/21/94, 2/6/95, 3/6/95, 3/20/95, 2/5/96, 2/19/96.

Table with columns: Date, Score, Opponent, Result, Location. Rows include 2/24/97, 3/10/97, 2/23/98, 3/6/98, 1/22/99, 2/12/99, 3/6/99, 2/14/00, 2/18/00, 2/27/00, 4/1/00, 2/2/01, 3/12/01, 3/8/02, 3/13/02, 3/22/02, 2/10/03, 3/7/03, 3/10/03, 3/29/03, 2/6/04, 2/16/04, 3/19/04, 2/8/05, 3/14/05, 3/25/05, 1/27/06, 3/3/06, 3/13/06, 3/25/06, 2/16/07, 2/23/07, 3/31/07, 2/4/08, 2/22/08, 3/21/08, 3/29/08, 1/26/09, 3/16/09, 3/21/09, 1/22/10, 2/15/10, 3/27/10, 1/7/11, 1/29/11, 2/4/11, 3/12/11, 3/19/11, 1/27/12, 2/25/12, 3/9/12, 3/24/12, 1/25/13, 2/1/13, 3/23/13, 1/17/14, 3/14/14, 3/22/14, 2/20/15, 2/27/15, 3/21/15, 1/22/16, 1/29/16, 3/19/16, 4/2/16, 2/10/17, 3/10/17, 3/18/17, 2/12/18, 3/16/18, 3/24/18, 2/1/19, 3/8/19, 3/22/19, 1/11/20, 1/31/20, 2/14/20, 1/9/21, 1/22/21.

Table with columns: Date, Score, Opponent, Result, Location. Rows include 2/19/21, 3/9/21, 3/20/21.

SPOKANE COLLEGE (1-0)

Table with columns: Date, Score, Opponent, Result, Location. Row includes 1/31/86.

STANFORD (4-7)

Table with columns: Date, Score, Opponent, Result, Location. Rows include 2/9/80, 2/22/85, 3/2/85, 4/4/88, 2/25/89, 2/15/91, 1/27/92, 3/4/95, 4/6/02, 1/26/14, 4/1/17.

TEXAS WOMAN'S (9-3)

Table with columns: Date, Score, Opponent, Result, Location. Rows include 2/21/97, 3/1/97, 3/3/97, 3/12/00, 1/17/04, 3/1/05, 1/15/06, 2/10/06, 3/13/08, 1/27/12, 1/6/17, 3/24/18.

UC DAVIS (6-2)

Table with columns: Date, Score, Opponent, Result, Location. Rows include 3/4/96, 1/26/02, 1/26/14, 4/5/14, 1/30/15, 2/9/18, 2/21/20, 2/28/20.

UCLA (3-15)

Table with columns: Date, Score, Opponent, Result, Location. Rows include 2/23/78, 1978, 2/9/79, 2/23/79, 3/30/79, 2/29/80, 4/4/80, 4/10/81, 2/12/83, 2/18/84, 3/4/01, 2/26/10, 3/16/14, 4/5/14, 4/2/16, 2/20/17, 3/16/19, 1/18/20.

UC SANTA BARBARA (14-0)

Table with columns: Date, Score, Opponent, Result, Location. Rows include 3/28/92, 3/20/93, 3/27/94, 3/25/95, 3/30/96, 3/22/97, 2/13/98, 3/21/98.



ALL-TIME OPPONENTS HISTORY

2/21/99	W 190.850-186.175	A
3/27/99	W 195.200-187.925	N
2/18/00	W 194.525-190.600	H
3/18/00	W 194.250-191.550	H
3/4/01	W 192.225-188.575	N
3/24/01	W 195.675-193.575	A

UTAH (3-92)

H: 2-28 A: 0-41 N: 1-23

2/3/78	L 140.000-134.400	A
2/4/78	W 142.000-106.450	H
3/10/78	L 138.050-134.700	N
1/12/79	W 136.150-129.500	H
1/26/79	W 133.650-129.300	N
1/27/79	L 132.100-131.700	N
3/17/79	L 136.050-133.300	H
3/30/79	L 138.100-133.700	N
2/1/80	L 140.800-133.100	N
2/2/80	L 139.900-134.150	N
2/9/80	L 144.500-136.550	H
2/29/80	L 145.200-137.700	N
3/22/80	L 147.450-141.150	N
4/4/80	L 144.150-131.450	N
2/9/81	L 150.200-140.300	H
2/27/81	L 148.200-140.950	A
3/28/81	L 149.350-142.400	N
4/10/81	L 145.650-132.750	A
1/17/83	L 181.750-170.300	A
3/9/83	L 186.900-178.550	H
3/26/83	L 185.550-174.350	H
2/6/84	L 190.900-180.250	A
3/8/84	L 186.750-179.200	H
3/24/84	L 187.300-168.850	A
2/9/85	L 189.700-176.400	A
3/4/85	L 186.700-180.950	H
3/4/86	L 188.750-184.050	A
3/10/86	L 186.250-183.850	H
3/22/86	L 186.850-181.150	A
4/5/86	L 187.750-182.750	A
1/26/87	L 189.000-184.700	A
3/28/87	L 187.405-184.850	A
4/11/87	L 188.600-182.600	N
1/29/88	L 185.600-180.650	N
2/22/88	L 190.550-185.600	A
3/26/88	L 190.900-186.400	H
4/9/88	L 190.200-184.800	N
1/16/89	L 187.600-181.450	A
3/4/89	L 191.600-188.900	H
3/18/89	L 191.800-186.600	N
4/1/89	L 192.800-188.300	A
1/19/90	L 191.950-184.550	A
3/17/90	L 191.450-189.050	H
3/24/90	L 194.500-188.850	A
4/7/90	L 194.950-187.550	A
2/2/91	L 195.600-190.600	A
2/20/91	L 192.400-190.800	H
4/6/91	L 194.625-190.575	N
4/19/91	L 194.375-185.950	N

1/20/92	L 194.000-185.550	A
2/7/92	L 195.750-188.600	A
2/24/92	L 195.650-190.650	H
4/6/92	L 197.075-189.350	A
1/18/93	L 196.950-188.450	A
2/8/93	L 196.300-187.800	A
3/1/93	L 195.850-191.400	H
4/3/93	L 196.980-189.850	H
2/7/94	L 194.675-190.050	A
3/12/94	L 194.200-192.800	H
4/9/94	L 194.100-188.450	N
2/6/95	L 196.300-190.100	A
3/11/95	L 197.175-193.925	H
4/8/95	L 196.625-191.950	N
1/19/96	L 192.350-188.050	H
2/23/96	L 196.100-192.800	A
4/13/96	L 196.675-193.050	A
1/24/97	L 196.750-193.625	H
2/17/97	L 196.925-192.750	A
4/5/97	L 195.700-193.675	A
2/2/98	L 195.950-193.400	H
2/27/98	L 196.175-192.775	A
4/4/98	L 195.575-191.175	N
2/26/99	L 197.625-195.675	H
1/14/00	L 195.650-190.375	A
2/7/00	L 197.075-193.175	H
4/1/00	L 196.325-192.950	N
2/6/01	L 197.125-194.325	A
4/7/01	L 194.075-191.200	A
2/15/02	L 196.350-193.600	H
2/7/03	L 197.825-196.150	H
2/27/04	L 198.050-195.475	A
1/14/05	L 195.675-193.850	H
1/27/06	L 197.200-192.675	A
2/9/07	L 196.575-194.325	H
2/22/08	L 197.200-189.650	A
2/9/09	L 196.950-193.500	H
2/12/10	L 196.225-178.250	A
2/25/11	L 196.550-193.150	H
1/13/12	L 197.400-191.925	A
4/5/14	L 197.300-191.875	N
4/4/15	L 196.575-195.150	N
4/2/16	L 197.125-195.025	A
1/11/20	L 197.000-194.150	N
1/9/21	L 196.900-194.350	N
3/12/21	L 197.275-196.500	A

UTEP (7-0)

H: 2-0 A: 2-0 N: 3-0

2/11/78	W 134.500-123.100	A
3/10/78	W 134.700-124.100	N
1/19/79	W 133.400-110.350	H
2/2/80	W 134.150-119.450	A
3/22/80	W 141.150-126.100	N
1/31/81	W 137.400-120.450	H
3/28/81	W 142.400-128.000	N

WASHINGTON (10-12)

H: 5-1 A: 0-6 N: 5-5

2/9/81	W 140.300-139.000	H
1/30/82	L 138.000-137.600	A
2/14/83	W 178.250-173.750	H
1/26/84	L 182.350-174.000	A
2/22/85	L 181.400-174.000	N
1/26/87	W 184.700-182.650	N
1/9/88	L 178.200-176.700	A
1/25/88	W 182.200-176.150	H
1/29/88	L 182.350-180.650	N
3/2/91	W 188.900-187.500	N
2/21/92	W 189.250-185.850	N
3/6/92	W 187.100-184.450	N
1/21/94	L 187.100-186.400	A
2/14/94	W 191.400-188.950	H
1/23/98	L 191.250-187.125	A
3/6/98	L 194.775-191.725	H
2/6/99	W 193.125-192.550	N
2/10/06	W 193.350-190.400	H
1/12/07	L 193.000-191.400	A
4/2/16	L 195.825-195.025	N
4/1/17	L 196.550-194.850	N
3/1/19	L 196.750-195.025	N

WASHINGTON STATE (6-0)

H: 4-0 A: 1-0 N: 1-0

4/2/82	W 137.450-134.400	N
2/14/83	W 178.250-170.350	H
1/29/85	W 175.050-170.850	H
2/25/85	W 179.100-177.650	H
1/31/86	W 175.500-172.550	A
3/10/86	W 183.850-138.350	H

WEBER STATE (2-0)

H: 1-0 A: 0-0 N: 1-0

1/21/78	W 140.700-109.200	H
2/18/78	W 134.250-106.650	N

W. AUSTRALIAN STATE TEAM (1-0)

H: 1-0 A: 0-0 N: 0-0

1/6/82	W 133.950-132.500	H
--------	-------------------	---

WEST VIRGINIA (3-5)

H: 1-0 A: 1-0 N: 1-5

4/2/82	L 141.400-137.450	N
3/3/90	W 186.900-184.050	N
3/4/96	W 192.025-191.225	H
2/27/00	L 195.475-192.750	N
4/1/00	L 195.475-192.950	N
4/7/01	L 192.400-191.200	N
1/12/19	L 195.500-194.600	N
2/17/19	W 196.075-195.575	A

WILLIAM & MARY (1-0)

H: 0-0 A: 0-0 N: 1-0

2/14/03	W 194.350-193.175	N
---------	-------------------	---

WISCONSIN (2-0)

H: 1-0 A: 1-0 N: 0-0

1/13/86	W 178.850-167.450	H
2/2/90	W 187.450-184.500	A

WISCONSIN-EAU CLAIRE (2-0)

H: 0-0 A: 0-0 N: 2-0

1/17/04	W 192.800-185.525	N
1/21/11	W 191.350-181.675	N

WISCONSIN-LA CROSSE (1-0)

H: 0-0 A: 0-0 N: 1-0

1/7/07	W 190.000-185.100	N
--------	-------------------	---

YALE (1-0)

H: 0-0 A: 0-0 N: 1-0

1/17/10	W 191.650-186.525	N
---------	-------------------	---

CONFERENCE TITLES (5)

1992.....	Big West (192.700)
1996.....	Big West (193.650)
1998.....	Big West (194.525)
2001.....	Big West (195.675)
2005... ..	Western Gym. (195.150)



UTAH STATE POSTSEASON HISTORY

AIAW NATIONALS (4)

Year.....	Finish
1979.....	10th
1980.....	13th
1981.....	14th
1982.....	9th

NCAA NATIONALS (1)

Year.....	Finish
1991.....	12th

NCAA REGIONALS (26)

Year.....	Finish
1983.....	4th
1984.....	6th
1986.....	5th
1987.....	6th
1988.....	5th
1989.....	6th
1990.....	6th
1991.....	5th
1992.....	6th
1993.....	5th
1994.....	7th
1995.....	6th
1996.....	6th
1997.....	6th
1998.....	7th

1999.....	3rd
2000.....	5th
2001.....	5th
2002.....	6th
2005.....	6th
2007.....	6th
2014.....	6th
2015.....	5th
2016.....	5th
2017.....	6th
2021.....	T-3rd (Second Semifinal)




ALL-TIME
COACHING
HISTORY

ALL-TIME COACHING RESULTS


Year	Coach	Regular Season	Postseason	Overall	High Score	Conference Finish	Regional Finish	National Finish
1977-78	Ray Corn	30-4	6-2	36-6	142.000	---	Third	(AIAW) DNQ
1978-79	Ray Corn	25-7	10-11	35-18	136.150	---	Third	(AIAW) 10th
1979-80	Ray Corn	15-15	8-14	23-29	141.150	---	Third	(AIAW) 13th
1980-81	Ray Corn	16-6	5-15	21-21	142.400	---	Third	(AIAW) 14th
1981-82	Ray Corn	13-4	4-9	17-13	145.750	---	Second	(AIAW) Ninth
1982-83	Ray Corn	11-7	3-3	14-10	180.500	---	Fourth	(NCAA) DNQ
1983-84	Ray Corn	9-12	0-5	9-17	180.250	---	Sixth	(NCAA) DNQ
1984-85	Ray Corn	11-14-1	---	11-14-1	181.600	---	---	(NCAA) DNQ
1985-86	Ray Corn	21-6	3-5	24-11	184.700	Second	Fifth	(NCAA) DNQ
1986-87	Ray Corn	13-4	2-7	15-11	186.700	Third	Sixth	(NCAA) DNQ
1987-88	Ray Corn	13-8	4-5	17-13	187.450	Second	Fifth	(NCAA) DNQ
1988-89	Ray Corn	8-10	4-7	12-17	188.900	Third	Sixth	(NCAA) DNQ
1989-90	Ray Corn	14-3-1	4-7	18-10-1	192.600	Third	Sixth	(NCAA) DNQ
1990-91	Ray Corn	12-7	2-15	14-22	192.000	---	Fifth	(NCAA) 12th
1991-92	Ray Corn	12-10	4-5	16-15	192.700	First	Sixth	(NCAA) DNQ
1992-93	Ray Corn	9-9	5-5	14-14	191.650	Second	Fifth	(NCAA) DNQ
1993-94	Ray Corn	12-4	3-7	15-11	193.750	Second	Seventh	(NCAA) DNQ
1994-95	Ray Corn	7-8	4-6	11-14	193.950	Second	Sixth	(NCAA) DNQ
1995-96	Ray Corn	7-9	5-5	12-14	194.150	First	Sixth	(NCAA) DNQ
1996-97	Ray Corn	7-5	3-6	10-11	197.225	Second	Sixth	(NCAA) DNQ
1997-98	Ray Corn	5-11	3-6	8-17	194.525	First	Seventh	(NCAA) DNQ
1998-99	Ray Corn	12-2	5-3	17-5	195.675	Second	Third	(NCAA) DNQ
1999-00	Ray Corn	9-8	3-5	12-13	195.900	Second	Fifth	(NCAA) DNQ
2000-01	Ray Corn	6-10	4-4	10-14	196.025	First	Fifth	(NCAA) DNQ
2001-02	Ray Corn	5-13	2-7	7-20	195.550	Third	Sixth	(NCAA) DNQ
2002-03	Ray Corn	9-10	0-3	9-13	196.675	Fourth	---	(NCAA) DNQ
2003-04	Ray Corn	8-10	1-2	9-12	196.225	Third	---	(NCAA) DNQ
2004-05	Ray Corn	5-8	3-5	8-13	195.900	First	Sixth	(NCAA) DNQ
2005-06	Ray Corn	5-14	2-3	7-17	193.775	Fourth	---	(NCAA) DNQ
2006-07	Ray Corn	8-8	3-7	11-15	195.675	Third	Sixth	(NCAA) DNQ
2007-08	Ray Corn	5-14	1-4	6-18	194.450	Fifth	---	(NCAA) DNQ
Career Totals:		342-260-2	106-188	448-448-2	197.225	First (5x)	Second (1x)	Ninth (1x)
2008-09	Jeff Richards	1-14	0-5	1-19	193.825	Sixth	---	(NCAA) DNQ
2009-10	Jeff Richards	1-16	3-2	4-18	193.725	Third	---	(NCAA) DNQ
2010-11	Jeff Richards	2-14	1-4	3-18	194.550	Fifth	---	(NCAA) DNQ
2011-12	Jeff Richards	5-12	0-4	5-16	194.875	Fifth	---	(NCAA) DNQ
2012-13	Jeff Richards	3-11	2-3	5-14	195.100	Fourth	---	(NCAA) DNQ
Career Totals:		12-67	6-18	18-85	195.100	Third (1)	---	---
2013-14	Nadalie Walsh	10-8	0-9	10-17	196.075	Fifth	Sixth	(NCAA) DNQ
2014-15	Nadalie Walsh	9-8	2-7	11-15	196.350	Fourth	Fifth	(NCAA) DNQ
2015-16	Nadalie Walsh	7-8	1-7	8-15	196.025	Fourth	Fifth	(NCAA) DNQ
2016-17	Nadalie Walsh	7-10	2-6	9-16	196.300	Second	Sixth	(NCAA) DNQ
Career Totals:		33-34	5-29	38-63	196.350	Second (1x)	Fifth (2x)	---
2017-18	Amy Smith	8-9	1-2	9-11	196.500	Third	---	(NCAA) DNQ
2018-19	Amy Smith	5-10	0-3	5-13	196.075	Fourth	---	(NCAA) DNQ
2019-20	Amy Smith	7-6-1	0-0	7-6-1	196.800	Fourth	---	(NCAA) DNQ
2020-21	Amy Smith	3-12	0-2-1	3-14-1	196.775	Third	Tie for Third	(NCAA) DNQ
Career Totals:		23-37-1	1-7-1	24-44-2	196.800	Third (2x)	Tie for Third (1x)	---
Program Totals:		410-398-3	118-242-1	528-640-4	197.225	First (5x)	Second (1x)	Ninth (1x)



Ray Corn



Jeff Richards



Nadalie Walsh



Amy Smith



UTAH STATE

UNIVERSITY

UTAH STATE



UTAH STATE UNIVERSITY QUICK FACTS

Founded:

March 8, 1888

President (16th):

Noelle E. Cockett (Jan. 1, 2017-present)

Type:

Land-grant, public research university

Mission Statement:

The mission of Utah State University is to be one of the nation's premier student-centered land-grant and space-grant universities by fostering the principle that academics come first, by cultivating diversity of thought and culture and by serving the public through learning, discovery and engagement.

Location/Profile:

Logan, Utah

Population:

Logan - 48,565

Cache County - 114,181

Elevation: 4,778 feet (Logan Campus)

Average summer highs: 85 degrees

Average winter highs: 34 degrees

Free public transportation for Logan campus, Logan City, Cache Valley

81 miles northeast of Salt Lake City

5 hours south of Yellowstone National Park

1-hour drive to four ski resorts

2-minute drive to Logan Canyon

Number of steps to the top of Old Main Hill: 124

Statewide Campus and Extension:

Main Campus: Logan

Statewide Campuses: 8 (Brigham City, Tooele, Salt Lake City, Uintah Basin, Eastern, Moab, Southwest, Blanding)

Statewide Education Centers: 23

Extension: Serves all of Utah's 29 counties and includes the Ogden Botanical Center, Thanksgiving Point and Utah Botanical Center

Regional Campuses, Distance Education and Extension:

Regional Campuses: 3 (Brigham City, Tooele, Uintah Basin)

Comprehensive Community College: 1 (USU Eastern with campuses in Price and Blanding)

Extension Offices: In 28 of 29 Utah counties and at the Ogden Botanical Center, Thanksgiving Point, and Utah Botanical Center

Workforce:

Faculty members: 893

Full-time support staff: 1,692

Enrollment:

Total Headcount Enrollment (Fall 2020): 27,691*

Undergraduate: 24,647 (17,676 Logan Campus; 5,524 Statewide Campuses)

Graduate: 3,044 (1,536 Logan Campus; 828 Statewide Campuses)

Master's: 1,901 (1,166 Logan Campus; 634 Statewide Campuses)

Doctoral: 730 (678 Logan Campus; 51 Statewide Campuses)

*Includes USU Statewide Campuses: 6,352 and International Students: 1,770

Gender:

Male: 12,326

Female: 15,365

Student Representation:

All 29 counties in Utah

All 50 states, the District of Columbia, and three U.S. territories

More than 66 countries

Ages:

Average undergraduate student age: 22.0

Average graduate student age: 31.6

Academics:

Undergraduate Degrees: 114

Undergraduate Minors: 130

Master's degrees: 90

Doctoral degrees: 42

Student/faculty Ratio: 19.5 to 1

Average Undergraduate Class Size: 20-29 students

Study abroad opportunities: 1000+ in 87 countries

Students Who Studied Abroad (2020): 447

Colleges:

College of Agriculture and Applied Sciences

Caine College of the Arts

Jon M. Huntsman School of Business

Emma Eccles Jones College of Education and Human Services

College of Engineering

College of Humanities and Social Sciences

S.J. and Jessie E. Quinney College of Natural Resources

College of Science

Most Popular Declared Majors:

Communicative Disorders & Deaf Education; Economics; Psychology; Mechanical Engineering; Biology; Elementary Education, Human Movement Science; and Computer Science.





UNIVERSITY PRESIDENT

Noelle E. Cockett

FIFTH YEAR

Noelle E. Cockett was appointed as Utah State University's 16th President in October 2016, beginning her official tenure in January 2017.

At the time of the announcement, Cockett was serving as Executive Vice President and Provost at USU and held that position since 2013. Prior to that, she served USU as Vice President for Extension from 2006 to 2013; Dean of the College of Agriculture and Applied Sciences from 2002 to 2013; and Director of the Utah Agriculture Experiment Station from 2009 to 2013.

As the land-grant institution of Utah, the university is fortunate to have dedicated faculty with diverse areas of expertise in learning, discovery and outreach. The faculty provides excellence in teaching not only on its main campus in Logan, but also at the statewide campuses, and through its many online degree offerings. The university's dedication to education and learning continues to provide accolades as the university was ranked as the #5 public university in "National Universities Rankings 2018" by Washington Monthly and #15 "Best Online Bachelor's Program" in the nation by Forbes in 2019.

Cockett has built a distinguished career in sheep genomics research, maintaining an active research program even while serving in various leadership positions at USU. Her research program has centered on the identification of genetic markers associated with economically important traits in sheep, as well as the development of resources that advance research on the sheep genome. Cockett and her colleagues published an article describing the sheep genome sequence in Science in 2014. Her current project focuses on the identification of genetic regions associated with entropion in newborn lambs. Cockett has served as the United States coordinator for sheep genome mapping since 1993 and is an active member of the International Sheep Genomics Consortium.



As an active researcher, Cockett has received many awards and accolades throughout her career including a Young Scientist Award from the Western Section of the American Society of Animal Science (ASAS), the Utah Governor's Medal for Science and Technology (2004 and 2015) and one of USU's top honors, the D. Wynne Thorne Research Award.

After receiving her master's and doctorate in animal breeding and genetics from Oregon State University, Cockett spent five years as a research geneticist at the United States Department of Agriculture, Agriculture Research Service U.S. Meat Animal Research Center in Clay Center, Neb. She joined USU in 1990 as a researcher and assistant professor in the Department of Animal, Dairy and Veterinary Sciences in the College of Agriculture and Applied Sciences.

Cockett grew up on a beef cattle ranch in eastern Montana and is married to John Cockett, Director of Technology in USU's Emma Eccles Jones College of Education and Human Services. Noelle and John have two children, Dylan and Chantelle.



Utah State University Board of Trustees (2021-22)

- Kent K. Alder, Chairman
John Y. Ferry, Vice Chairman
David H. Huntsman, Member
Kacie Malouf, Member
Wayne Niederhauser, Member
Steven Palmer, Member
David Petersen, Member
Jacey Skinner, Member
Lucas Stevens, Member
Tessa White, Member

Utah State University Executive Committee (2021-22)

- Noelle E. Cockett, President
Francis D. Galey, Executive Vice President and Provost
Neil N. Abercrombie, Vice President, Government Relations
Douglas D. Anderson, Dean, Jon M. Huntsman School of Business
Janet B. Anderson, Associate Vice President, Academic and Instructional Services, and Vice Provost
Jodi Bailey, Chief Audit Executive
Michelle Baker, Interim Dean, College of Science
Lisa Berreau, Vice President, Research
David T. Crowley, Vice President for Business and Finance
Jennifer Duncan, Dean, Libraries
Boyd Edwards, President, Faculty Senate
Tony Flores, President, Staff Employee Association
Jed Hancock, President, USURF
Nancy Hanks, Executive Assistant to the President
John H. Hartwell, Vice President and Director of Athletics
Eric S. Hawley, Chief Information Officer
Jagath J. Kaluarachchi, Dean, College of Engineering
Chris Luecke, Dean, S.J. & Jessie E. Quinney College of Natural Resources
Mica A. McKinney, Vice President, Legal Affairs
James D. Morales, Vice President, Student Services
Rachel Nardo, Dean, Caine College of Arts
William M. Plate, Vice President, Marketing and Communications
Alan Smith, Dean, Emma Eccles Jones College of Education & Human Services
Laurens H. Smith, Vice President, Statewide Campuses
Michael Torrens, Director of Analysis, Assessment & Accreditation
Robert W. Wagner, Vice President for Academic & Instructional Services
Joseph P. Ward, Dean, College of Humanities & Social Sciences
Kenneth L. White, VP for Extension; Dean, College of Agriculture and Applied Sciences; Director, Agricultural Experiment Station
Matthew T. White, Vice President, Advancement





VICE PRESIDENT/ATHLETICS DIRECTOR

**John
Hartwell**

SEVENTH YEAR

Since being named Vice President and Director of Athletics at Utah State on June 2, 2015, John Hartwell has cast his vision for Aggie Athletics, which embodies maximum effort academically, athletically and socially to ensure success in both the classroom and on the fields of competition.

Under Hartwell's leadership, Utah State Athletics has seen unparalleled success, led by a men's basketball program that has posted a 74-24 record the past three years, won consecutive Mountain West Tournament titles in 2019 and 2020, and qualifying for the NCAA Tournament in each of the last three years. In all, USU has claimed five Mountain West regular season championships and four more postseason titles during Hartwell's tenure, while five coaches have been named its Conference Coach of the Year.

All of Utah State's recent successes has been noticed nationally as well, as Stadium Network listed Hartwell as the 18th-best Athletics Director in the nation, including the fourth-best non-Power 5 AD, in June of 2020.

Hartwell has focused his time on maximizing and increasing the department's revenue streams, along with planning for future facility renovations to both Maverik Stadium and the Dee Glen Smith Spectrum.

In his time at Utah State, Hartwell has rebranded the fundraising arm of the athletics department with the creation of Aggies Unlimited, which puts all giving under one umbrella.

Utah State also entered into a new partnership with the Larry H. Miller Sports & Entertainment Group to be its flagship radio station for Aggie Athletics, which gives USU additional advertising opportunities throughout Cache Valley and the Wasatch Front, in addition to more control over each broadcast.

And, Hartwell's strong business background has also proved to be valuable at Utah State as he negotiated a new footwear and apparel deal with Nike in 2020.

During his Utah State tenure, Hartwell has overseen the completion of the \$36 million, 85,000-square foot West Stadium Center on the west side of Maverik Stadium, which includes 24 luxury suites, 20 loge boxes, over 700 covered club seats and a premium club area that is also used to host a student-athlete training table. Renovations also included new video boards on both the north and south ends of the stadium, along with a new public address system, while major concourse work significantly increased restrooms and upgraded concessions.

During the COVID-19 shortened 2020-21 academic year, Utah State men's basketball received the program's third-ever at-large birth to the NCAA Tournament after finishing second in the Mountain West during the regular season and advancing to the championship game of its conference tournament for the third-straight year. Furthermore, USU's men's cross country team advanced to the NCAA Championships for the third time in the past four seasons, its first three appearances in school history, and finished 11th nationally for its best-ever national finish. And its gymnastics program qualified for NCAA Regionals for the first time since 2017 as it tied for third and finished the year ranked 22nd in the nation.

Even more impressive is Utah State's continued successes by its student-athletes in the classroom as they have a 93 percent graduation success rate,

which is the highest in the Mountain West, and a cumulative 3.38 grade-point average, the highest in the history of USU athletics. During the 2020-2021 academic year, USU had 283 student-athletes earn academic all-MW honors, while 177 were named MW Scholar-Athletes. Additionally, USU recognized 261 student-athletes at its annual Joe E. and Elma Whitesides Luncheon for earning a 3.2 or better GPA.

In 2019-20, Utah State men's basketball won its second-straight Mountain West Tournament title, while the USU men's cross country team won its first-ever MW Championship, followed by a 16th-place finish at the NCAA National Championships. Furthermore, Aggie football played in its eighth bowl game since 2011 and Aggie gymnastics notched its first winning season since 1999, which included a pair of victories against top-20 opponents, as it finished the year ranked 29th in the nation. In all, the 2019-20 academic year marked just the fourth time in school history that football advanced to a bowl game and men's basketball qualified for the NCAA Tournament, including for the first time in back-to-back years. Additionally, head men's cross country coach Artie Gulden and head gymnastics coach Amy Smith were named their conference's Coach of the Year, both of which are Hartwell hires.

The 2018-19 Utah State academic year saw both its football and men's basketball teams nationally ranked as USU was one of just five institutions to have both programs ranked in the final Associated Press polls. Collectively, USU produced a combined 39-9 record between football (11-2) and men's basketball (28-7), which is a single-season school record. That 39-9 mark was also tied for the fourth-best winning percentage and seventh-most wins nationally. Furthermore, football tied the school record for wins with its 11-2 record, while men's basketball went 28-7 to tie for the third-most victories in program history.

Furthermore, first-year head coach Craig Smith, who Hartwell hired, led Utah State's men's basketball program to its first-ever Mountain West regular season title and tournament championship after entering the season picked ninth in the preseason polls. Additionally, the football program was picked to finish fourth in the Mountain Division of the Mountain West, but posted a 7-1 league mark to tie for first in the division. At season's end, both program's head coaches were named Mountain West Coach of the Year.

Not to be outdone, the 2017-18 academic year was arguably the best in school history under Hartwell as Aggie Athletics ranked 78th nationally in the Learfield Director's Cup Standings, which is by far the best finish for USU in the Cup's 25 years, while its 375-plus student-athletes achieved a then-school-record 3.25 grade-point average.

In 2017-18, Utah State's men's tennis program won its third-straight Mountain West regular season championship and advanced to the NCAA Tournament for the second time in as many years. In fact, men's tennis



**Utah State Athletic Directors
(1950s-present)**

H.B. Hunsaker	1955-63
Frank Williams	1964-72
Ladell Andersen	1973-82
Dave Kragthorpe	1983-84
Rod Tueller	1985-92
Chuck Bell	1993-97
Bruce Van De Velde	1998
Rance Pugmire	1999-2003
Randy Spetman	2004-2007
Scott Barnes	2008-2014
John Hartwell	2015-present



won the school's first Mountain West regular season (2016) and tournament championships (2017) since joining the Conference in 2013 and finished the 2017 campaign with a school-record 23 wins and a final national ranking of No. 45.

Additionally, Utah State's track & field/cross country teams had their best seasons in school history in 2017-18, highlighted by the men's programs finishing the year ranked 10th nationally by the U.S. Track & Field and Cross Country Coaches Association. During the 2017-18 seasons, the Aggie men placed 27th in their first-ever appearance in the NCAA Cross Country Championships, followed by a 28th-place finish at the NCAA Indoor Championships and an 18th-place finish at the NCAA Outdoor Championships, as its student-athletes combined to garner 12 All-America honors. On the women's side, USU's cross country program finished 14th in its first-ever appearance at the NCAA Championships, while its student-athletes combined to garner three All-America honors.

Aggie football also excelled during the 2017-18 academic year, playing in its sixth bowl game in the past seven seasons.

Utah State's softball program finished the 2017 campaign with a 33-18 record, including a 14-9 Mountain West mark, and advanced to the National Softball Invitational, marking the program's first postseason appearance since 1993. In fact, those 33 overall wins and 14 league victories are its most since 1996, as USU finished the 2017 season tied for third place in the league.

Hartwell came to Utah State after spending three years as the Athletics Director at Troy, where he laid the groundwork for the future of Trojan Athletics by spearheading several significant upgrades to its athletic facilities, including the addition of a new \$2 million practice facility for the golf teams, a \$3 million renovation and expansion of the softball facility and a \$2.1 million improvement to Veterans Memorial Stadium, while also securing funding for lights to be installed at the soccer and track complex. Hartwell also unveiled the North End Zone Project for Veterans Memorial Stadium, a \$25 million project that will be the new home for Trojan football.

Troy's athletics programs have also seen vast improvement on the fields of play due to Hartwell's leadership and oversight, including the football program posting a 31-8 record during its last three seasons under Neal Brown, who Hartwell hired, not to mention the Trojans being the first Sun Belt Conference team to ever appear in either the Associated Press or Coaches Poll. Men's basketball won the 2017 Sun Belt Conference Tournament and advanced to its first NCAA Tournament since 2003, while the women's basketball program won back-to-back Sun Belt Tournament championships and appeared in two-straight NCAA Tournaments in 2017 and 2018. Troy's golf programs have also excelled as the women's program has won three of the past five Sun Belt titles, while men's golf advanced to three-straight NCAA Regionals from 2016-18. Another Hartwell hire, Mark Smartt, led Troy baseball to a 42-win season and an at-large NCAA bid in 2018.

Under Hartwell, Troy Athletics saw a significant enhancement in fundraising and external relations as he completely overhauled Troy's External Affairs division of the Athletics Department to increase revenues and enhance the fan and game day experience. Part of the makeover was the creation of a new external model, which included the addition of a Senior Associate Athletic Director for External Affairs; bringing corporate sponsorships in house with a partnership with Rockbridge Sports Group; and the development of the Troy Affinity Program to further engage Troy students in athletics.

Hartwell's tenure at Troy also saw a record number of student-athletes earn a 3.0 grade-point-average, an upward trend in APR scores and additional staff positions in Troy's academic support department. During the 2014-15 academic year, Troy student-athletes finished with a 3.01 cumulative grade-point-average and over 57 percent of Troy's student-athletes had a 3.0 GPA or higher.

At Troy, Hartwell served on the NCAA Division I Basketball Issues Committee, the Division I-A Board of Trustees Executive Committee, and the NCAA Division I Council as the Sun Belt Conference representative. He has also been an instructor at the Division I-A Institute for aspiring athletic directors.

Prior to being the Director of Athletics at Troy, Hartwell spent nine-plus years at the University of Mississippi, where he was the Senior Executive Associate Athletics Director, serving as the number two administrator in athletics.

Hartwell served as the Treasurer and Chief Operating Officer of the Mississippi Athletic Association Foundation, a 501 (c)(3) organization that generated over \$17 million annually for the Ole Miss Athletics Department through priority seating and major gifts.

He was responsible for the day-to-day administrative oversight of the football, men's basketball and baseball programs, along with sport oversight of the softball and men's and women's track & field and cross country programs. Hartwell also oversaw the Rebels' business office, ticket office, equipment room, merchandise sales, concessions and football scheduling. Hartwell scheduled several marquee football games for the Rebels, including a home-and-home series with Texas that began in 2012.

Hartwell managed the growth of the Ole Miss athletic budget from \$26 million in the 2003 fiscal year to over \$47 million in the 2012 fiscal year. He also chaired the search to hire men's basketball head coach Andy Kennedy in 2006. He was heavily involved in negotiations that increased revenues with contracts for apparel and footwear (Nike), merchandise sales (Sports Avenue/LIDS), concessions (Centerplate), wireless provider (C Spire) and video boards (Daktronics). He served on the Southeastern Conference Ticket Committee and started the annual SEC Chief Financial Officers Forum.

A 1987 graduate of The Citadel, the 56-year old Hartwell spent four-plus years as a certified public accountant with Ernst & Young before returning to his alma mater to serve as the Director of Internal Audit in 1991. From 1994 to 1997, he was in private business as the Chief Financial Officer for a \$36 million beverage distributor on the South Carolina coast.

Hartwell's direct experience in athletics administration began as the Assistant Athletics Director for Business at Georgia State in 1997. He was promoted to Associate Athletics Director for Internal Affairs in 1999, and his responsibilities expanded to include sport supervision for baseball, men's and women's golf, men's and women's track & field and cross country. He also had oversight over the Panthers' athletic facilities and game management in addition to his previous responsibilities of all financial aspects of the department. While at Georgia State, Hartwell earned a master's degree in sports administration.

Athletics has always been a big part of Hartwell's life, starting in high school where he was an all-state basketball selection at UMS-Wright in Mobile, Alabama. Hartwell went on to play collegiately at The Citadel, where he was a three-year starter, a four-year letterman and captain of the team as a senior in 1987.

Hartwell is married to Dr. Heather Seale Hartwell, and they have two daughters, Lauren (12) and Madison (9). Hartwell also has a 29-year old son, Hunter and daughter-in-law Caroline.





Cody Anderson
Ticket Office
Account Executive
435-797-0304



Mike Bair
Director of Operations
435-797-3255



Analise Barker
Learning Specialist
435-797-2740



Bo Bates
Assistant
Equipment Manager
435-797-3255



Ryan Baker
Ticket Office
Account Executive
435-797-0304



Jerry Bovee
Associate Vice
President &
Deputy AD
435-797-1880



Raven Boyd
Ticket Operations
Manager
435-797-0305



Jordan Boze
Digital Streaming
Coordinator
435-797-0382



Taylor Brown
Multimedia
Coordinator
435-797-3456



Paul Bugnet
Assistant Trainer
435-797-3280



Ronda Christoffersen
Business Manager
435-797-4174



Kyle Cottam
Assistant AD
Communications
435-797-2066



Amy Crosbie
Executive Associate AD
Internal Affairs/SWA
435-797-0612



Waqa Damuni
Assistant AD
Academic Coordinator
435-797-1864



Justin delos Reyes
General Manager
Aggie Sports Properties
435-797-8991



Wade Denniston
Assistant Media
Relations Coordinator
435-797-1361



Leah Dunagan
Assistant Trainer
435-797-8291



DJ Eckman
Assistant AD
Operations
435-797-7186



Dalton Elliott
Strength & Conditioning
Assistant
435-797-4478



Ryan Funk
Operations
Coordinator
435-797-3255



Spencer Funk
Travel Coordinator
435-797-1105



Jake Garlock
Senior Associate AD
Student-Athlete
Services & Compliance
435-797-1853



Bill Garren
Assistant AD
Video Operations
435-797-0079



Sophia Hamilton
Assistant Director
of Marketing
435-797-0637



John Hartwell
Vice President &
Athletics Director
435-797-2060



Tanner Haynes
Ticket Operations
Manager
435-797-0305



Tony Hearrell
Assistant Director for
Compliance
435-797-9448



Ed Heath
Faculty Athletics
Representative
435-797-3306



Doug Hoffman
Associate AD
Media Relations
435-797-3714



Paul Jackson
Head Football Strength
& Conditioning Coach
435-797-8031



Riley Jensen
Mental Performance
Coach



Chris Kaufman
Director of Ticket
Operations
435-797-0305




Josh Knowles
Assistant Director of
Ticket Operations
435-797-0305



Tyler Knowles
Assistant AD
Digital Marketing &
Creative Content
435-797-3456



Sarah Landes
Development Officer
435-797-0143



Nicole Langsdorf
Administrative
Assistant
435-797-9844



John Lee
Assistant Trainer
435-797-3280



Maggie McInerney
Associate AD
Business Affairs
435-797-3731



Ryan McLane
Associate AD
Development Officer
435-797-1360



Brady Mikkelsen
Assistant
Equipment Manager
435-797-3255



Brant Mecham
Assistant AD
Development
435-797-0867



Brady Mollner
Assistant Trainer
435-797-3280



Natalie Norris
Director of
Sports Nutrition
435-797-5370



Hannah Ogle
Assistant Trainer
435-797-3280



Ryan Olson
Partnership Services
Coordinator
385-313-7418



Hilary Renshaw
Title IX Coordinator
435-797-1266



Ethan Richards
Assistant Director of
Development
435-797-0799



Slade Richison
Academic Coordinator
435-797-7551



Jayden Sanders
Assistant Director
Video Operations
435-797-0382



Sam Schuh
Assistant Trainer
435-797-3280



Rayden Siador
Assistant Trainer
435-797-3280



Jeremiah Sievers
Academic
Coordinator
435-797-1783



Jordan Sims
Strength & Conditioning
Assistant
435-797-9450



Justice Smith
Assistant AD
Student-Athlete
Academics
435-797-1868



Ashley Springer
Assistant Media
Relations Coordinator
435-797-5547



Jimmy Stitz
Director of Olympic
Sports Strength &
Conditioning
435-797-3638



Sydney Taylor
Assistant Trainer
435-797-3280



Tyler Thompson
Manager
Aggie Sports Properties
435-797-8992



Mike Williams
Associate AD
Sports Performance
Health & Wellness
435-797-3444



Julian Whitehead
Strength & Conditioning
Assistant
435-797-9450



Karen Yindeepit
Insurance Coordinator
435-797-8030



2022 UTAH STATE
GYMNASTICS SENIORS



GRACE ROJAS

BOLTON, ON.

VAULT / UNEVEN BARS / BALANCE BEAM

ANIQUE GRESNIER

PARKER, CO.

UNEVEN BARS

CARLEY BAYLES

BATON ROUGE, LA.

UNEVEN BARS / BALANCE BEAM



2022 UTAH STATE GYMNASTICS SCHEDULE

Jan. 7 7pm Rio Tinto Best of Utah Meet
vs. BYU
vs. Southern Utah
vs. Utah

Jan. 14 6pm vs. AIR FORCE

Jan. 21 7pm vs. BOISE STATE*

Jan. 28 7pm at BYU* 7pm

Feb. 4 7pm vs. SOUTHERN UTAH*
vs. BALL STATE

Feb. 11 7pm at Southern Utah*

Feb. 18 7pm at Boise State*

Feb. 25 7pm vs. BYU*
vs. TOWSON

Feb. 27 3pm vs. TOWSON

Mar. 6 3pm at Washington
vs. Stanford

Mar. 12 3pm at Minnesota
vs. Long Island
vs. Temple

Mar. 18 6pm MRGC Championships
vs. Boise State
vs. BYU
vs. Southern Utah

Mar. 30 - Apr. 2 at NCAA Regionals

Apr. 14 - Apr. 16 at NCAA Championships

*Denotes MRGC meet | All times Mountain | Home meets in **BOLD**

