

TRUE BLOOD



2021 MEDIA GUIDE

2021 SENIORS



┆
**LEIGHTON
VARNADORE**
ALL-AROUND

┆
**MIKAELA
MEYER**
VAULT
UNEVEN BARS
FLOOR EXERCISE

┆
**AUTUMN
DEHARDE**
VAULT
BALANCE BEAM
FLOOR EXERCISE

┆
**TAYLOR
DITTMAR**
BALANCE BEAM

┆
**LOGAN
VARNADORE**
VAULT



UNIVERSITY QUICK FACTS

Location: Logan, Utah
 Founded: 1888
 Enrollment: 27,810
 President: Noelle E. Cockett
 Vice President & AD: John Hartwell
 Executive Associate AD - Internal Affairs/SWA:
 Amy Crosbie
 Affiliation: NCAA Division I
 Conference: ... Mountain Rim Gymnastics (MRGC)
 Nickname: Aggies
 Colors: Navy Blue, White and Pewter Grey
 Home Arena: .. Dee Glen Smith Spectrum (10,270)

TEAM QUICK FACTS

Head Coach: Amy Smith
 Alma Mater: UCLA, 2001
 Record at Utah State: 21-30-1 (Fourth Year)
 Associate Head Coach: Erik Lewis (Third Year)
 Assistant Coach: Amanda Wellick (Second Year)
 Volunteer Assistant: Gracie Kramer (First Year)
 Athletic Trainer: Katie Dennison (Second Year)
 Team Manager: Madi Tueller (Second Year)
 2020 Overall Record: 7-6-1
 2020 MRGC Record: 3-4-1
 2020 Dual Meet Record: 5-1
 2020 Postseason: N/A
 2020 Final Regional Ranking: ... 8th, North Central
 2020 Final National Ranking: 29th
 Letterwinners Returning/Lost: 11/3
 Newcomers: 7

MEDIA RELATIONS

Gymnastics SID: Wade Denniston
 Office Phone: 435.797.1361
 Cell Phone: 435.787.8587
 Email: wade.denniston@usu.edu
 Fax: 435.797.2615
 Associate AD/Media Relations: Doug Hoffman
 Office Phone: 435.797.3714
 Email: doug.hoffman@usu.edu
 Assistant AD/Communications: Kyle Cottam
 Office Phone: 435.797.2066
 Email: kyle.cottam@usu.edu
 Assistant Media Relations Coordinator.....
 Megan McCuiston
 Office Phone: 435.797.5547
 Email: megan.mccuiston@usu.edu
 Media Relations Assistant: Jaden Johnson
 Office Phone: 435.797.8584
 Email: jaden.johnson@usu.edu
 Mailing Address: 7400 Old Main Hill
 Logan, Utah 84322-7400

SOCIAL MEDIA


Gymnastics Twitter: @USUGymnastics
 Gymnastics Instagram: usugymnastics
 Gymnastics Facebook: www.facebook.com/
 UtahStateGymnastics

2021
UTAH STATE
GYMNASTICS
AGGIES ALL THE WAY/CHOOSE TO RISE







1 Introduction



15 Season Outlook



21 The Aggies



56 Coaching Staff

INTRODUCTION 1-14
 University Quick Facts 1
 Table of Contents 2
 Media Information 3
 This is Utah State Gymnastics 4
 Practice Facility 5
 Laub Athletics-Academics Complex 6
 Athletic Training 7
 ICON Sports Performance Center 8
 Fueling Station 9
 Campus 10
 Cache Valley 11
 Logan 12
 Beehive State 13
 Facilities 14

2021 OUTLOOK 15-17
 Season Outlook 16-17
 Rosters 18-19
 Schedule 20

THE AGGIES 21-55
 Senior Class 22-23
 Autumn DeHarde 24-25
 Taylor Dittmar 26
 Mikaela Meyer 27
 Leighton Varnadore 28-29
 Logan Varnadore 30
 Senior Class Picture 31
 Junior Class 32-33
 Carley Bayles 34
 Anique Grenier 35
 Grace Rojas 36
 Junior Class Picture 37
 Sophomore Class 38-39
 Lexi Aragon 40

Emma Cobabe 41
 Maia Fishwick 42
 Morgan Gill 43
 Jessica Gutierrez 44
 Hadley Hamar 45
 Tori Loomis 46
 Sofi Sullivan 47
 Ariel Toomey 48
 Rebecca Wells 49
 Freshman Class 50-51
 MiKelle Ballard/Olivia Blakely 52
 Brianna Brooks/Lara Burhans 53
 Eve Jackson/Angel Stuart 54
 Freshman/Sophomore Class Pictures 55

COACHES AND STAFF 56-61
 Head Coach Amy Smith 57-58
 Associate Head Coach Erik Lewis 59
 Assistant Coach Amanda Wellick 60
 Volunteer Assistant Coach Gracie Kramer 61
 Support Staff 61

2020 REVIEW 62-65
 Meet Results 63
 Individual Titles/Top-3 Finishes 63
 Lineups/Gymnast & Team Superlatives 64
 NCAA/MRGC Rankings 65

HISTORY AND RECORDS 66-94
 Individual Accolades 67-68
 All-Time Team Records 69
 All-Time Individual Records 70
 Individual/Team Season Averages 71
 Letterwinners 72
 Wall Of Fame 73-75
 All-Time Results 76-83

All-Time Series Records 84-86
 Spectrum Attendance Highs 86
 All-Time Opponents History 87-92
 Postseason History 92
 Coaching History 93-94

THIS IS UTAH STATE 95-100
 University Quick Facts 96
 President Noelle E. Cockett 97
 VP/Athletics Director John Hartwell 98-99
 Support Staff 100

2021 MEDIA GUIDE CREDITS
 The 2021 Utah State Gymnastics Media Guide was written and designed by Assistant Media Relations Coordinator Wade Denniston of the Utah State Media Relations Office, with editorial assistance from Associate AD/Media Relations Doug Hoffman. Utah State is an Equal Opportunity Educational Institution.

Layout and Design
 Wade Denniston

Photography
 Tyson Bybee, Wade Denniston, Eli Lucero, Rick Parker, Taylor Sampson, Frankie Suter, Ryan Talbot, the USU Athletic Media Relations office archives and the Utah State University photo archives.

Cover
 Cover design by Summit Communications.

Printing
 Publication, Design and Production, Logan, Utah.



62 2020 Review



66 History & Records



95 Utah State





MEDIA SERVICES

The 2021 Utah State University gymnastics guide has been prepared to assist the working media and is designed to aid all media members in their coverage of Aggie gymnastics. Questions, requests for additional information, player interviews, photographs and press credentials should be directed to Assistant Media Relations Coordinator Wade Denniston, Athletic Media Relations, 7400 Old Main Hill, Logan, UT, 84322, or by phone (435) 797-1361.

MEDIA CREDENTIALS

Credentials for Utah State home gymnastics meets will be issued through the Utah State Athletic Media Relations Office for working press only when needed. We urge all members of the media to send their credential requests on company letterhead to Assistant Media Relations Coordinator Wade Denniston, well in advance to insure the availability of credentials. If desired, credentials can be left at will call at the USU Ticket Office, which is located on the first floor of the Dee Glen Smith Spectrum.

MEET DAY SERVICES

The Utah State University Athletic Media Relations Office provides pre-meet notes, statistics and flip card prior to each home meet. Complete results will be available approximately 10 minutes after the conclusion of each meet. Power outlets are located throughout the main working area of press row. Those members of the media with special needs should contact the USU Athletic Media Relations Office well in advance in order to complete the arrangements.

PHOTOGRAPHERS

Photographers may shoot meets on the floor. However, those photographers working on the floor must stay well beyond the lines of the floor.

USU ON THE INTERNET

Information on USU Athletics can be found on the internet at the following address - www.utahstateaggies.com. Fans can also follow the Aggies on Facebook (/UtahStateGymnastics or /USUAthletics), on Twitter (@usugymnastics or @usuathletics), on Instagram (@usugymnastics or @usuathletics) or on Youtube (/usuathletics).

COACH SMITH INTERVIEWS

Utah State head gymnastics coach Amy Smith will be available after each home meet for interviews after a brief cooling off period. Smith will also be available for one-on-one and telephone interviews throughout the week. Interviews with Smith can be arranged by contacting the Athletic Media Relations Office.

GYMNAST INTERVIEWS

Utah State University welcomes media representation at gymnastics practice sessions at the team's training facility located inside the HPER. We encourage all media members to contact the Utah State Athletic Media Relations Office for gymnast interview requests and practice times. In most cases, gymnasts will be available for interviews before and after practice.

POST-MEET INTERVIEWS

Post-meet interviews with coach Smith and select gymnasts will take place after a brief cooling off period in a designated area on the floor.

WATCH THE AGGIES ON THE INTERNET

All of Utah State's home meets are available to view live via the internet at www.utahstateaggies.com/watch.

LIVE STATS

Aggie fans will be able to follow Utah State home and away meets through a live stats link provided on USU's website at www.utahstateaggies.com, and the gymnastics social media outlets.

NOTICE OF NON-DISCRIMINATION

USU is committed to a learning and working environment free from discrimination, including harassment. For USU's non-discrimination notice, see <https://equity.usu.edu/non-discrimination>.

DIRECTIONS TO LOGAN

Logan, Utah, is home to Utah State University and is located approximately 80 miles north of Salt Lake City, Utah.

FROM SALT LAKE INTERNATIONAL AIRPORT:

Take I-80 East out of the airport to 215 North, which will run into I-15 North. Follow I-15 North to exit 362 (Highway 89-91) in Brigham City. Follow Highway 89 into Logan, where it becomes Main Street until you reach 1000 North and turn right. Follow 1000 North east where it will run into the campus. The media parking lot is located directly north of the arena. Entrance to the lot is off of 900 East, between 900 and 1000 North.

MEDIA OUTLETS

Newspapers

Logan Herald Journal (435) 752-2121
1068 West 130 South
Logan, Utah 84321

Salt Lake Tribune (801) 257-8900
400 West 90 South #700
Salt Lake City, Utah 84101

Deseret News (801) 237-2161
55 North 300 West
Salt Lake City, Utah 84180

Ogden Standard Examiner (801) 625-4261
PO Box 12790
Ogden, Utah 84412

Utah Statesman (435) 797-1761
PO Box 1249
Logan, Utah 84322

Spectrum/Daily News (435) 674-6250
275 East St. George Blvd.
St. George, Utah 84770

Associated Press (801) 322-3405
90 South 400 West Suite 607
Salt Lake City, Utah 84101

Radio

KZNS (1280 AM/97.5 FM) (801) 524-2600
515 South 700 East
Salt Lake City, Utah 84102

KVNU/KVFX (610 AM/94.5 FM) (435) 752-5141
PO Box 267
Logan, Utah 84323

KUSU (Utah Public Radio) (435) 797-1352
8505 Old Main Hill
Logan, Utah 84322

KACH (1340 AM/105.5 FM) (208) 852-1340
1633 North Radio Station Road
Preston, Idaho 83263

KSL (1160 AM/102.7 FM) (801) 575-6397
55 North 300 West
Salt Lake City, Utah 84110

Television

KUTV (CBS - Ch. 2) (801) 973-3327
299 South Main
Salt Lake City, Utah 84111

KTVX (ABC - Ch. 4) (801) 975-4427
2175 West 1700 South
Salt Lake City, Utah 84104

KSL (NBC - Ch. 5) (801) 575-5535
#5 Triad Center
Salt Lake City, Utah 84110

KSTU (Fox - Ch. 13) (801) 536-1371
5020 West Amelia Earhart Dr.
Salt Lake City, Utah 84116

Cis-Com Sports (435) 744-4403
1395 North 400 East Suite C
Logan, Utah 84341



THIS IS UTAH STATE...



GYMNASTICS



The gymnastics-only training facility, which opened in the fall of 2016, is just shy of 8,000 square feet. The design of the facility creates the opportunity for every event to have multiple landing surfaces. There is also an in-ground 40-foot tumbling track, an in-ground Euro trampoline with spotting harness available, a surround sound system and instant replay visual system with multiple camera angles available on each event. There is also a tumbling strip into loose foam and two tumbling strips into resi landing.

VAULT: There are two vaulting tables, both of which have runway lengths above the regulation size. One vault has an in-ground resi pit, while the other one has a large, loose foam pit.

BARS: There is one full set of uneven bars with regulation competition matting, one competition set with the high and low bar over resi mats. This set has a traveling spotting belt harness system and spotting platforms available for use. There is also one single rail set over a loose foam pit.


BEAM: The facility features three beams and regulation competition matting with a loose foam dismount area and resi dismount surface for end and side dismounts.

FLOOR: The facility's floor is larger than regulation floor exercise matting.



PRACTICE FACILITY

THIS IS UTAH STATE...



UTAH STATE UNIVERSITY



The three-story, 69,000-square-foot Jim and Carol Laub Athletics-Academics Complex is a state-of-the-art multi-purpose facility that meets all of the athletic and academic needs of Utah State's 16 sports programs and nearly 400-plus student-athletes. Within the facility, which was completed in the summer of 2008, is the 11,000-square-foot Dale Mildenerger Sports Medicine Complex and Dr. John Worley Sports Medicine Research Center, the Steve Mothersell Athletics Hall of Honor and the 7,000-square-foot J. Ken "Kenny" Seamons Equipment Room. Also located on the first floor are locker rooms for football, while the second floor features a 120-seat auditorium. The student-athlete academics center is located on the third floor, which includes numerous study hall and tutor areas, a computer lab and the Dr. Randall and Julianne Stockham Student-Athlete Academics Hall of Honor. The third floor also houses coaches' offices and meeting rooms for the track & field and cross country programs.




LAUB ATHLETICS-ACADEMICS COMPLEX



The Dale Mildenberger Sports Medicine Complex and the Dr. John Worley Sports Medicine Research Center is one of the finest in the nation with over 11,000 square-feet to provide maximum service to Utah State's 16 intercollegiate sports and 400-plus student-athletes. Among the many amenities are 24 treatment tables, a 2,000 square-foot physical therapy and rehabilitation center, and three hydroworx therapy pools for non-weight or partial weight-bearing rehabilitation to enhance recovery. The Sports Medicine Complex also houses office space for five full-time staff members and numerous graduate assistants, a team physician examination room and physical therapy office.


With the addition of the new facilities and the continued cooperation between Utah State Athletics, Intermountain HealthCare and HPER/Exercise Science, Utah State University is becoming one of the foremost sports medicine research institutions in the Intermountain West.




ATHLETIC TRAINING

THIS IS UTAH STATE...

Completed in June of 2013, Utah State's \$6.5 million, 26,329-square-foot ICON Sports Performance Center features areas for weight training, cardiovascular workouts and speed and agility training, as well as offices for staff. Built on existing university property at the northwest corner of Maverik Stadium, the state-of-the-art multi-level facility alleviated overcrowding in the previous 5,800-square-foot strength and conditioning center and accommodates almost 400 student-athletes from 16 sports programs. The ICON Sports Performance Center is the largest such facility in the Mountain West and rivals any strength and conditioning complex in the country.



ICON SPORTS PERFORMANCE CENTER



The Aggie Fueling Station, located on the bottom floor of the ICON Sports Performance Center, was created prior to the start of the 2016-17 school year by representatives from the nutritional program and athletics, who had a goal of working together to provide student-athletes with the food they need to complement the physical demands of training and nutrition. The fueling station is stocked with appetizing food focused on combining convenience and nutrition. Student-athletes can choose from a variety of fresh fruits and vegetables, cheese, milk, chicken, yogurt, beef jerky, peanut butter, trail mixes and much more. Workers at the fueling station prepare fruits and vegetables, measuring out serving sizes, restock the serving area and plan the daily special. In addition to food preparation, volunteers are on site to answer nutrition questions from student-athletes and give presentations about health and wellness to all 16 of Utah State's sports programs.



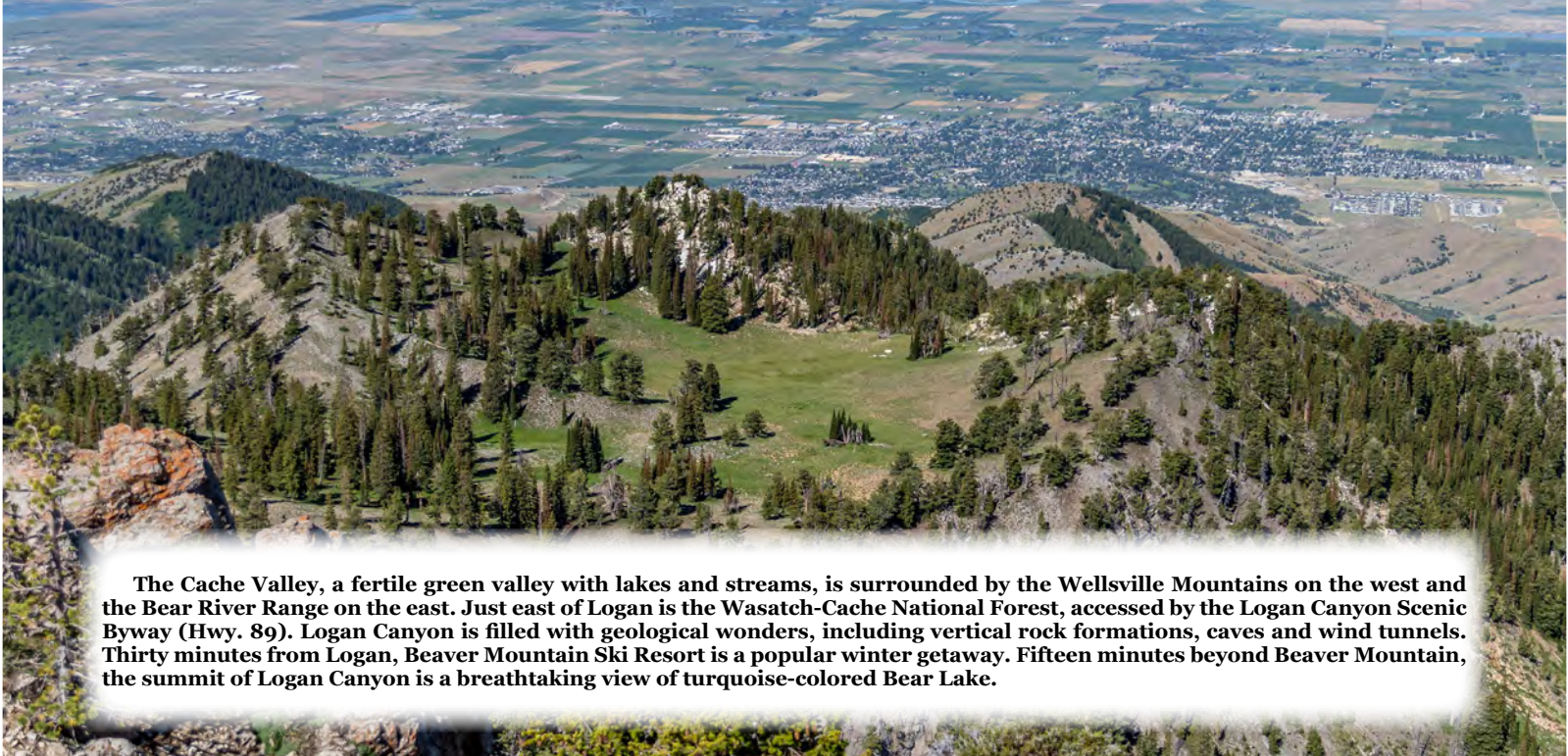
FUELING STATION

THIS IS UTAH STATE...

Plain and simple, people who have been to Utah State University love it. No other place provides the complete package quite like USU: top-notch academics, nationally recognized research, Division I athletics, and more than 200 student clubs and organizations, all on the oldest residential campus in the state. And the mountains. USU, located in Logan, Utah, is just 15 minutes from two mountain ranges and within a half-day's drive of six national parks, including Yellowstone. As the No. 2 public university in the nation in the "2020 National University Rankings" by Washington Monthly, USU provides big-school opportunities with a small-school feel.



CAMPUS



The Cache Valley, a fertile green valley with lakes and streams, is surrounded by the Wellsville Mountains on the west and the Bear River Range on the east. Just east of Logan is the Wasatch-Cache National Forest, accessed by the Logan Canyon Scenic Byway (Hwy. 89). Logan Canyon is filled with geological wonders, including vertical rock formations, caves and wind tunnels. Thirty minutes from Logan, Beaver Mountain Ski Resort is a popular winter getaway. Fifteen minutes beyond Beaver Mountain, the summit of Logan Canyon is a breathtaking view of turquoise-colored Bear Lake.



BEAVER MOUNTAIN



HIKING



WIND CAVES



LOGAN CANYON



BEAR LAKE


CACHE VALLEY

THIS IS UTAH STATE...

Logan is that special treat hidden on the highest shelf of the pantry. It's nice and quiet, removed from Utah's main thoroughfares in between majestic mountains. It's a land of dairy farms, friendly folks, stunning fall foliage, higher education and internationally renowned performing arts. There's a little magic in the way Logan feels both completely unique and exactly like home. Logan is located in beautiful Cache Valley, only 85 miles north of Salt Lake City in a pristine, green valley along US Hwy 89, the shortest and most scenic route to Yellowstone. Nearby, the Logan LDS Temple, built from 1877-84, stands today as a monument to Utah's early pioneers. It represents sacrifice, commitment and a diligent work ethic. The neighboring tabernacle is equally spectacular, and is home to an early 1900-era pipe organ.



LOGAN



Not every state lets you ski and golf and go to the ballet in one day. Not every state has 12,000 years of human history and fry sauce. We're sorry. We know it's not fair. But hey, Utah's landlocked, so at least it doesn't have nice beaches. (No, wait. Actually, it does.) Fifteen national parks, including Zion, Arches and Yellowstone, are within a day's drive of Logan. The state is known for its skiing and gorgeous mountain views. Salt Lake City is home to four professional teams, including the NBA's Utah Jazz and the MLS' Real Salt Lake. The Bees are the Triple-A affiliate of the Anaheim Angels, and the Utah Grizzlies are part of the Elite Competition Hockey League. Salt Lake City combines the amenities of a major metropolitan area with the friendliness of a small, western city. Hosting the Olympic Winter Games of 2002 enhanced the community's profile as a world-class travel destination.



BEEHIVE STATE



MERLIN OLSEN FIELD AT MAVERIK STADIUM

Football
Built - 1968 • Capacity - 25,100
Largest Crowd - 33,119 vs. BYU on Oct. 4, 1996



DEE GLEN SMITH SPECTRUM

Men's and Women's Basketball, Gymnastics
Built - 1970 • Capacity - 10,270
Largest Crowd - 11,114 vs. BYU on Jan. 20, 1973



STAN LAUB INDOOR TRAINING CENTER

Football, Men's Golf, Softball, Women's Soccer, Track & Field
Built - 1998



RALPH MAUGHAN TRACK STADIUM

Men's and Women's Outdoor Track & Field
Rebuilt - 2016 • Capacity - 1,500
Hosted 2017 Mountain West Outdoor Track & Field Championships



LAREE AND LEGRAND JOHNSON FIELD

Softball
Built - 1995 • Capacity - 500



CHUCK AND GLORIA BELL SOCCER FIELD

Women's Soccer
Built - 2002 • Capacity - 500
Hosted 2012 WAC Championships



ICON SPORTS PERFORMANCE CENTER

Built - 2013



WAYNE ESTES CENTER

Volleyball
Built - 2014 • Capacity - 1,400

FACILITIES



2021

OUTLOOK
OUTLOOK



Coming off one of the best seasons in school history, Utah State's gymnastics team is looking to continue that momentum as it navigates through a 2021 campaign that offers so many uncertainties due to the COVID-19 pandemic.

But the Aggies are poised and ready for whatever challenges await them.

"We always talk about being adaptable and resilient, and with everything constantly changing, that is the only way we will get through this season successfully," said fourth-year Utah State head coach **Amy Smith**. "With so many variables this year, it is imperative that the team keep a great attitude and continue to be adaptable and resilient. We are so lucky to get out there together and do what we love and there are other teams that aren't getting a 2021 season, so we need to celebrate that with every opportunity we get."

Smith was named the Mountain Rim Gymnastics Conference (MRGC) Coach of the Year by her peers after leading the Aggies to a 7-6-1 overall record in 2020, marking the first time since 1999 that USU finished the season with a winning record.

Smith coached the MRGC Gymnast of the Year in **Autumn DeHarde** and MRGC Freshman of the Year in **Sofi Sullivan**. DeHarde also earned MRGC co-Beam and co-Floor Specialist of the Year accolades, and was named to the first team on both events. Sullivan shared the MRGC co-Beam Specialist of the Year award with DeHarde, and also earned first-team honors on the event, as well as a first-team citation in the all-around.

Under Smith's tutelage, **Leighton Varnadore** earned second-team honors on vault and in the all-around.

"The team needs to keep a positive attitude and really stick together as a cohesive unit," said Smith, when asked what her squad needs to do to build off last year's success. "This year has been really trying in a lot of ways, but I am really excited about the potential opportunities it's going to present to some people that may not have gotten the chance to get out on the competition floor otherwise."

"We need to stay focused and just keep building, and the team needs to understand that the back end of the season is where things are really going to count since this year's rankings are being calculated differently."

Before the 2020 season was cut short due to

the COVID-19 outbreak, the Aggies were ranked 29th in the nation with a National Qualifying Score (NQS) of 195.915 – the highest in school history – and were poised to advance to the NCAA Regional Championships for the first time since 2017.

Utah State defeated every MRGC rival in 2020, snapping a 22-meet losing streak to Boise State (dating back to 2012), a nine-meet losing streak to BYU (dating back to 2017) and a five-meet losing streak to Southern Utah (dating back to 2018).

The Aggies led the MRGC and ranked 19th nationally on beam with a 49.105 NQS. USU recorded the best beam score in school history with a 49.575 at the Boise State quad meet.

Utah State averaged 49.039 on beam, which set the single-season school record. The Aggies averaged 48.875 on vault (third all-time in single-season school history), 48.756 on bars (tied for sixth) and 48.992 on floor (fifth).

USU recorded the second- (196.800), fourth- (196.600) and fifth-best (196.525) team scores in school history in 2020, and the 196.600 against No. 17 BYU and the 196.525 against No. 20 Southern Utah are the second- and third-best home scores in school history. The 196.800 at the Boise State quad meet ranks second all-time for an away meet.

Utah State opens the 2021 campaign at the second annual Rio Tinto Best of Utah Meet on Saturday, Jan. 9, at the Maverik Center in West Valley City. The Aggies placed fourth at the inaugural Best of Utah, but are looking forward to getting back out on the podium and competing against in-state rivals BYU, Southern Utah and Utah.

"We are so excited to open the season at the Rio Tinto Best of Utah Meet," Smith said. "We are very appreciative of the Maverik Center and all the work that went into producing this event in such a difficult time. I expect the team to come out and be aggressive, adaptable and resilient, and enjoy the fact that we get to compete."

INTRODUCING THE 2021 AGGIES: SENIOR CLASS

DeHarde (vault, beam, floor) headlines this year's senior class. The native of Sussex, Wis., averaged 9.889 on beam, which ranks first all-time in single-season school history, during the 2020 season. She tied for first in the MRGC and tied for 27th in the nation with a 9.895 NQS on the event.

DeHarde had a career-high 9.950 on beam, which is tied for second all-time in school history, at the Boise State quad meet.

Furthermore, DeHarde tied for first in the MRGC and tied for 43rd nationally with a 9.895 NQS on floor. She averaged 9.883 on the event, which ranks second all-time in single-season school history, and recorded a career-high 9.950 on floor against BYU, which is tied for third all-time in school history.

"I expect Autumn to be authentically Autumn, just to bring her awesome gymnastics and her goofy great attitude to every competition," Smith said. "We are hoping for her to have a stellar senior year and take down some more records."

DeHarde ranks first all-time in school history with 12 beam titles and is tied for 10th all-time with eight floor titles.

Taylor Dittmar (beam), a three-time Women's Collegiate Gymnastics Association (WCGA) Scholastic All-American and three-time academic all-MRGC recipient, competed as a beam specialist in all nine meets of the 2020 season. She averaged 9.731 on beam, which ranks 18th all-time in single-season school history.

The native of Lebanon, Ill., recorded a career-best 9.925 on beam at the Boise State quad meet to tie for third on the event.

"Taylor looks so confident and her beam routine is the best it has ever looked," Smith said. "I am so excited to see what Tay is going to do with this year."

Having not competed on bars since her freshman campaign, **Mikaela Meyer** (vault, bars, floor) is back competing on the event this year, which excites Smith.

"Mik has been on fire," Smith said. "She has never looked better, gymnastically, and just her outlook and attitude this year. She has decided to bring back her bars routine and she should see herself in three lineups for her senior campaign."

The three-time academic all-MRGC honoree and two-time WCGA Scholastic All-American competed on vault in all nine meets of the season for the Aggies last year and on floor in the final seven meets. Meyer was tabbed the MRGC Vault Specialist of the Week after tying for first on the event with a career-best-tying 9.875 at the Boise State quad meet.

During her junior campaign in 2020, Varna-

dore (all-around) averaged 9.809 on vault, which ranks fourth in single-season school history. The three-time WCGA Scholastic All-American and three-time academic all-MRGC recipient also averaged 9.738 on beam last season, which ranks 17th in single-season school history.

"I am excited to see what Leighton is going to do with her senior year," Smith said. "She had a little slow start to the preseason, but is gaining momentum and getting back to form. She is back to training on all four events."

Logan Varnadore, Leighton's twin sister, missed last season due to injury. In fact, she has battled injuries throughout her Utah State career, but is healthy and ready to compete on vault this season.

"We are excited to get Logan back for her senior year," Smith said. "She is only training vault and should find herself in the lineup."

The native of Aiken, S.C., is a three-time academic all-MRGC recipient and two-time WCGA Scholastic All-American.

JUNIOR CLASS

The junior class is comprised of returners **Carley Bayles** (beam) and **Grace Rojas** (vault, bars, beam), and newcomer **Anique Grenier** (vault, bars, floor).

Bayles competed on beam in the last seven meets of the 2020 season, recording a career-best mark of 9.875 at the Boise State quad meet. The native of Baton Rouge, La., averaged 9.775 on beam, which is tied for 11th in single-season school history.

"Carley had an incredible preseason," Smith said. "She has gotten so much stronger physically and mentally. I am excited to see what she is going to do on beam this year."

Grenier, a two-time state champion on both bars and beam, retired from gymnastics after her senior year at Chaparral High School in Parker, Colo. After graduating in 2018, she continued her education at Southern Utah, where she served as a student-coach for the Thunderbirds.

Being around the gymnasts, however, only fueled her fire of wanting to be back out on the floor competing.

"Anique is starting to put together a full set on bars," Smith said. "It took us some time to find a dismount that would work for her. She is so tall, and has pretty long lines on bars."

An academic all-MRGC recipient, Rojas competed on vault and bars in all nine meets during the 2020 campaign, and on beam in three meets. She averaged 9.800 on bars, which is tied for third all-time in school history.

"Grace has really turned it on in the last month and is looking better than she ever has on vault, bars and beam," Smith said. "She should see herself in all three of those lineups."

SOPHOMORE CLASS

Ten sophomores dot Utah State's roster, but only eight will get the chance to compete this year as Sullivan and **Tori Loomis** have opted out.

Sullivan tied for first in the MRGC and tied for 27th in the nation with her 9.895 NQS on beam in 2020. She captured her first-career beam title with a school-record 9.975 at Air Force, which also ranks second all-time in MRGC history. The native of Manhattan Beach, Calif., also had a 9.950 on beam, which is tied for second all-time in school history, at the Boise State quad meet. Sullivan averaged 9.883 on beam, which ranks second all-time in single-season school history.

Lexi Aragon (bars, beam), who garnered WCGA Scholastic All-American and academic all-MRGC accolades a year ago, competed in one meet, recording a 9.700 on bars against UC Davis. Smith loves what she has seen from the native of Salt Lake City during the preseason.

"Lex has made such a turn around since last year," Smith said. "She is a totally different person, and is more confident in herself, and that confidence has trickled over to her gymnastics. We should definitely be seeing her more this year in

the bars and beam lineups."

Fellow SLC native **Emma Cobabe** (bars, beam) did not compete during the 2020 season, but earned WCGA Scholastic All-American and academic all-MRGC honors.

"Emma is just training bars for us and is currently putting together a routine," Smith said.

In her first season at Utah State, **Maia Fishwick** competed on vault, bars and beam for the Aggies. She recorded a career-high 9.875 on bars while making her collegiate debut at the Rio Tinto Best of Utah Meet, tying for second on the event.

A two-time world championship competitor, Fishwick rotated with Team USA's Simone Biles at the 2018 world championships.

"Maia was injured during preseason and had some limited training, but is coming back strong on bars, beam and floor, and we will hopefully be training vault here shortly," Smith said. "She should be an all-arounder for us."

Morgan Gill (vault, floor) was a WCGA Scholastic All-American and academic all-MRGC honoree in 2020. She performed three floor exhibitions during the season, recording a high of 9.575 against UC Davis.

"Morgan has put together a floor routine that is super entertaining," Smith said. "She just needs to show more consistency in order to find a potential lineup spot."

A WCGA Scholastic All-American last season, **Jessica Gutierrez** (bars, beam, floor) competed on bars in six of the nine meets during the season. The former member of the Mexico National Team captured her only title of the season with a career-high 9.825 on bars against UC Davis (2/28).

"Jessy's bars look incredible," Smith said. "We upgraded her dismount to a double lay, and it is so pretty. Jessy has all the parts on beam, but needs to show more consistency in her training if she wants to fight for a lineup spot. Jessy should be in the floor lineup this season. She has a new pass (front through to double tuck) that is looking great. You can just see the polish in her dance from being an international elite and she is just lovely to watch."

Hadley Hamar (vault, beam, floor) competed on floor in three meets last season, tallying a career-best 9.675 against UC Davis. She earned WCGA Scholastic All-America and academic all-MRGC accolades.

"Hadley had a great preseason," Smith said. "She should have a solid lineup spot on floor. She worked really hard during the preseason and has a great routine put together. Vault and beam have been looking great, as well, and at any point she wants to challenge for a spot she could crack into either of those lineups."

Like Hamar, and many of her teammates, Loomis earned WCGA Scholastic All-America and academic all-MRGC honors last season. She competed on beam during the first four meets of the season with her best finish coming at Air Force, where she placed ninth with a 9.500.

Ariel Toomey competed as a floor specialist in all nine meets in 2020. She ranked 13th in the MRGC with an NQS of 9.805 on floor, where she averaged 9.792. Smith loves how hard Toomey has worked during the offseason, and even through her injury.

"Ariel came into the preseason on fire," Smith said. "She worked her butt off while she was home and came in looking phenomenal, and then unfortunately, suffered a foot injury. But, during her 'down time,' Ariel was relentless in pushing herself in practice every day, doing everything she could to put her in the best position possible to make her transition back flawless when she got the go ahead, and that's exactly what she did. She will be in the floor lineup this first meet with a fun, new high-energy routine."

Toomey (all-around) earned WCGA Scholastic All-America and academic all-MRGC honors last season.

Rebecca Wells (all-around) had a stellar freshman campaign for the Aggies as the native of Smyrna, Tenn., averaged 9.800 on floor, which is tied for 19th in single-season school history. She

tied for 14th in the MRGC with an NQS of 9.790 on vault.

"Rebecca looks great," Smith said. "She should be in the vault, beam and floor lineup for us, and whenever she chooses to, she could make the bar lineup, as well. Vault is looking big and dynamic, beam is strong and solid, and she has a fun new floor routine that I'm sure everyone is going to love it."

FRESHMAN CLASS

Six freshmen round out Utah State's 2021 roster in **Mikelle Ballard** (bars, beam, floor), **Olivia Blakely** (vault, floor), **Brianna Brooks** (all-around), **Lara Burhans** (all-around), **Eve Jackson** (all-around) and **Angel Stuart** (all-around).

Ballard trained for 10 years at Gym406 in Helena, Mont., under coaches Denny Allen and Sharon Mozer. She was the beam and floor state champion in 2019, and vault champion in 2018.

"Mikelle was really building momentum in preseason and then got injured and it slowed her progress down, but she is back and we are hoping for her to get a floor routine together," Smith said. "She learned a new pass during preseason and is a great performer, so we are really hoping she will get out there. She also is a strong beam worker and hopefully, we can get her back to full strength on beam, as well."

Blakeley trained for six years at Ultimate Gymnastics in Duluth, Ga., under Sharon Kelly. She was the 2019 state vault champion and regional bars champion, where she also placed second on floor, vault and in the all-around at regionals.

"Liv has been training floor for us and just needs to show more consistency to break into the lineup," Smith said. "She has a unique first pass that is packed with difficulty."

Brooks trained at Desert Gymcats Gymnastics in Las Vegas, Nev., under Jordan Schwiker. She qualified for the 2019 Junior Olympic National Championships, and placed third on bars at the 2019 Region 1 Championships. She also placed third in the all-around (38.275), second on bars (9.650), fourth on beam (9.450), fifth on floor (9.425) and tied for second on vault (9.750) at the 2019 Nevada State Championships.

"BB has had an awesome preseason," Smith said. "She is a machine, but also a great performer. Her bar routine is definitely one of the best in the country, and we are excited to see BB in the all-around. She is ready to go on vault, bars and beam, and is really close to being ready to go on floor."

Burhans trained for four years at Texas Dreams Gymnastics in Coppell, Texas, under Kiki Parenteau. She was a level-10 state and regional qualifier in 2019, placing fifth in state in the all-around.

"Lara was really starting to figure out preseason and starting to excel on her events, and then unfortunately, she got injured during the holiday break," Smith said. "She was really coming along on bars and beam, and we are hoping to get her back once the season has started."

Jackson trained at Broadway Gymnastics School in Los Angeles, Calif., and placed first on vault at the 2019 California Grand Invitational, the New Orleans Jazz Invitational and the Fiesta Bowl. She began competing as a level-10 gymnast in 2018, where she placed 10th on vault at the SoCal State Championships and seventh on bars at the Region 1 Championships.

"Eve will be contributing on three events this year - bars, beam and floor," Smith said. "Her bars routine is dynamic, she is a solid beam worker and her tumbling is sky high."

Stuart trained at Legacy Elite Gymnastics in Aurora, Ill., during the 2019-20 season under the direction of Jiani Wu. She was the 2017 regional floor and all-around champion, while placing second on vault and beam... In 2018, she was the regional floor champion and placed third on vault, and in 2019, she finished 12th in the all-around.

"Angel could contribute on vault and floor this year," Smith said. "She has a really fun floor routine and is really close to breaking into the lineup."

UTAH STATE

GYMNASTICS

PRONUNCIATIONS

Lexi ARAGON AIR-UH-GONE
 MIKELLE Ballard MI-KELL
 Carley BAYLES BAILS
 Autumn DeHARDE DEE-HARDY
 ANIQUE GRENIER UH-NEEK • GREN-EER
 Hadley HAMAR HAY-MER
 Ariel TOOMEY TWO-ME
 Leighton VARNADORE VAR-NUH-DOOR
 Logan VARNADORE VAR-NUH-DOOR

BIRTHDAYS

Sofi Sullivan Jan. 18
 MiKelle Ballard Jan. 27
 Rebecca Wells Feb. 1
 Taylor Dittmar Feb. 8
 Jessica Gutierrez Feb. 16
 Hadley Hamar Feb. 20
 Brianna Brooks March 6
 Eve Jackson March 17
 Maia Fishwick May 11
 Grace Rojas June 10
 Lara Burhans July 22
 Olivia Blakely July 25
 Lexi Aragon Aug. 5
 Tori Loomis Aug. 14
 Emma Cobabe Aug. 16
 Carley Bayles Sept. 7
 Angel Stuart Sept. 9
 Morgan Gill Sept. 10
 Autumn DeHarde Sept. 24
 Anique Grenier Sept. 24
 Leighton Varnadore Oct. 4
 Logan Varnadore Oct. 4
 Ariel Toomey Oct. 14
 Mikaela Meyer Oct. 24

ACADEMIC MAJORS

Lexi Aragon Political Science
 MiKelle Ballard ADVS (Bio Vet Sciences)
 Carley Bayles Sociology
 Olivia Blakely Biology
 Brianna Brooks Kinesiology (Pre-PT)
 Lara Burhans Exploratory
 Emma Cobabe Psychology
 Autumn DeHarde Marketing
 Taylor Dittmar Chemistry
 Maia Fishwick Exploratory
 Morgan Gill Kinesiology (Pre-PT)
 Anique Grenier Journalism
 Jessica Gutierrez Pre-Business
 Hadley Hamar Computer Science
 Eve Jackson Pre-Business
 Tori Loomis Biological Engineering
 Mikaela Meyer Kinesiology (Exercise Science)
 Grace Rojas Accounting
 Angel Stuart Exploratory
 Sofi Sullivan Law and Constitution Studies
 Ariel Toomey Pre-Business
 Leighton Varnadore Master's in Sports Mgmt.
 Logan Varnadore Marketing
 Rebecca Wells Exploratory

NAME	HEIGHT	YEAR	EVENTS	HOMETOWN	HIGH SCHOOL/PREVIOUS SCHOOL	CLUB
Lexi Aragon	5-2	So.	UB, BB	Salt Lake City, Utah	West HS	USA Gymnastics World
MiKelle Ballard	5-3	Fr.	UB, BB, FX	Helena, Mont.	Capital HS	Gym406
Carley Bayles	5-8	Jr.	BB	Baton Rouge, La.	Louisiana Virtual Charter Academy	Athletes In Motion
Olivia Blakely	5-3	Fr.	VT, FX	Cumming, Ga.	West Forsyth HS	Ultimate Gymnastics
Brianna Brooks	5-7	Fr.	AA	Las Vegas, Nev.	West Career & Technical Academy	Desert Gymcats Gymnastics
Lara Burhans	5-5	Fr.	AA	Coppell, Texas	iUniversity Prep	Texas Dreams Gymnastics
Emma Cobabe	5-7	So.	UB, BB	Salt Lake City, Utah	Olympus HS	Gymnastics Training Center
Autumn DeHarde	4-11	Sr.	VT, BB, FX	Sussex, Wis.	Sussex Hamilton HS	LaFleur Academy of Gymnastics
Taylor Dittmar	5-5	Sr.	BB	Lebanon, Ill.	O'Fallon Township HS	World Class Gymnastics Center
Maia Fishwick	5-6	So.	AA	Auckland, New Zealand	St. Cuthbert's College	Tri Star Gymnastics
Morgan Gill	5-3	So.	VT, FX	Ladera Ranch, Calif.	San Juan Hills HS	World Elite Gymnastics
Anique Grenier	5-8	Jr.	VT, UB, FX	Parker, Colo.	Chaparral HS	Incline Gymnastics
Jessica Gutierrez	5-2	So.	UB, BB, FX	Monterrey, Mexico	Colegio San Patricio	Regio Club Gimnástico
Hadley Hamar	4-11	So.	VT, BB, FX	Castle Rock, Colo.	Douglas County HS	Colorado Gymnastics Institute
Eve Jackson	5-4	Fr.	AA	Los Angeles, Calif.	Brentwood School	Broadway Gymnastics School
Tori Loomis	5-2	So.	AA	Corinth, Texas	Texas Connections Academy	Texas Dreams Gymnastics
Mikaela Meyer	5-3	Sr.	VT, UB, FX	Myersville, Md.	Middletown HS	Frederick Gymnastics
Grace Rojas	5-3	Jr.	VT, UB, BB	Bolton, Ontario, Canada	Silverthorn Collegiate Institute	Manjaks Gymnastics
Angel Stuart	5-5	Fr.	AA	Gilberts, Ill.	Hampshire HS	Legacy Elite Gymnastics
Sofi Sullivan	5-3	So.	AA	Manhattan Beach, Calif.	San Juan Capistrano HS	Azarian Gymnastics
Ariel Toomey	5-2	So.	AA	Tacoma, Wash.	Wilson HS	Cascade Elite Gymnastics West
Leighton Varnadore	5-5	GS	AA	Aiken, S.C.	South Aiken HS	Aiken Gymnastics
Logan Varnadore	5-4	Sr.	VT	Aiken, S.C.	South Aiken HS	Aiken Gymnastics
Rebecca Wells	5-2	So.	AA	Smyrna, Tenn.	Stewarts Creek HS	Let It Shine Gymnastics

Head Coach: Amy Smith (UCLA, 2001), Fourth Year
Associate Head Coach: Erik Lewis (Auburn University at Montgomery, 2013), Third Year
Assistant Coach: Amanda Wellick (Arkansas, 2017), Second Year
Volunteer Assistant Coach: Gracie Kramer (UCLA, 2020), First Year
Athletic Trainer: Katie Dennison (Harding University, 2018), Second Year
Team Manager: Madi Tueller, Second Year



Lexi Aragon
Sophomore - UB, BB
Salt Lake City, Utah



Mikelle Ballard
Freshman - UB, BB, FX
Helena, Mont.



Carley Bayles
Junior - BB
Baton Rouge, La.



Olivia Blakely
Freshman - VT, FX
Cumming, Ga.



Brianna Brooks
Freshman - AA
Las Vegas, Nev.



Lara Burhans
Freshman - AA
Coppell, Texas



Emma Cobabe
Sophomore - UB, BB
Salt Lake City, Utah



Autumn DeHarde
Senior - VT, BB, FX
Sussex, Wis.



Taylor Dittmar
Senior - BB
Lebanon, Ill.



Maia Fishwick
Sophomore - AA
Auckland, New Zealand



Morgan Gill
Sophomore - VT, FX
Ladera Ranch, Calif.



Anique Grenier
Junior - VT, UB, FX
Parker, Colo.



Jessica Gutierrez
Sophomore - UB, BB, FX
Monterrey, Mexico



Hadley Hamar
Sophomore - VT, BB, FX
Castle Rock, Colo.



Eve Jackson
Freshman - AA
Los Angeles, Calif.



Tori Loomis
Sophomore - AA
Corinth, Texas



Mikaela Meyer
Senior - VT, UB, FX
Myersville, Md.



Grace Rojas
Junior - VT, UB, BB
Bolton, Ontario, Canada



Angel Stuart
Freshman - AA
Gilberts, Ill.



Sofi Sullivan
Sophomore - AA
Manhattan Beach, Calif.



Ariel Toomey
Sophomore - AA
Tacoma, Wash.



Leighton Varnadore
Graduate Student - AA
Aiken, S.C.



Logan Varnadore
Senior - VT
Aiken, S.C.



Rebecca Wells
Sophomore - AA
Smyrna, Tenn.





2021 Schedule

DATE	OPPONENT	SITE	TIME	SERIES RECORD
Saturday, Jan. 9	<i>Rio Tinto Best of Utah Meet</i> vs. BYU vs. Southern Utah vs. Utah	West Valley City, Utah	7 p.m.	BYU leads, 81-49-1 Southern Utah leads, 51-50 Utah leads, 90-3
Friday, Jan. 22	Southern Utah*	Logan, Utah	7 p.m.	Southern Utah leads, 51-50
Friday, Jan. 29	BYU*	Logan, Utah	7 p.m.	BYU leads, 81-49-1
Saturday, Feb. 6	at Boise State*	Boise, Idaho	6 p.m.	USU leads, 56-49-1
Saturday, Feb. 13	Boise State*	Logan, Utah	7 p.m.	USU leads, 56-49-1
Friday, Feb. 19	at Southern Utah*	Cedar City, Utah	7 p.m.	Southern Utah leads, 51-50
Friday, Feb. 26	at BYU*	Provo, Utah	7 p.m.	BYU leads, 81-49-1
Sunday, March 7	at Denver/Southern Utah	Denver, Colo.	TBA	Denver leads, 32-20
Friday, March 12	at Utah	Salt Lake City, Utah	7 p.m.	Utah leads, 90-3
Saturday, March 20	MRGC Championships vs. Boise State vs. BYU vs. Southern Utah	Logan, Utah	6 p.m.	USU leads, 56-49-1 BYU leads, 81-49-1 Southern Utah leads, 51-50
Thurs.-Sat., April 1-3	at NCAA Regionals	TBD	TBD	
Fri.-Sat., April 16-17	at NCAA Championships	Fort Worth, Texas	TBD	

* - Denotes MRGC meet
Home meets in **BOLD**





2021

AGGIE BIOS

AGGIE BIOS

S
P
R
I
N
G
S





**AUTUMN DEHARDE | TAYLOR DITTMAR | MIKAELA MEYER
LEIGHTON VARNADORE | LOGAN VARNADORE**



Autumn DeHARDE

Senior | Sussex, Wis. | Sussex Hamilton HS
 Club: LaFleur Academy of Gymnastics
 Major: Marketing
 Events: VT, BB, FX



HONORS: Mountain Rim Gymnastics Conference Gymnast of the Year (2020); MRGC Co-Beam Specialist of the Year (2020); MRGC Co-Floor Specialist of the Year (2020); First-Team All-MRGC: Beam (2020), Floor (2020); Second-Team All-MRGC: Floor (2019); MRGC Freshman of the Year (2018); MRGC Beam Specialist of the Week (2/18/18; 3/12/18; 1/27/19; 2/10/19; 1/19/20; 2/16/20; 2/23/20; 3/8/20); MRGC Floor Specialist of the Week (2/4/18; 2/9/20; 2/16/20; 3/8/20); Academic All-MRGC (2018, 2020); USU Whitesides Scholar-Athlete (2018, 2019, 2020).

CAREER RECORDS: Ranks first all-time in school history with 12 beam titles... Tied for 10th all-time with eight floor titles.

SINGLE-SEASON RECORDS: Ranks first all-time in school history with a single-season beam average of 9.889, set in 2020... Also tied for third all-time with beam averages of 9.827, first set in 2018 and again in 2019... Ranks second, tied for eighth and ranks 15th with single-season floor averages of 9.883 (2020), 9.844 (2019) and 9.829 (2018), respectively... Had a team-best 10 titles in 2020, which is tied for fifth in single-season junior class history... Her five beam titles in 2020 is tied for fifth in single-season school history... Captured seven titles in 2018, which is tied for the 12th-most by a freshman in school history... Her four titles on beam in 2018 are tied for the seventh-most in a single season on the event.

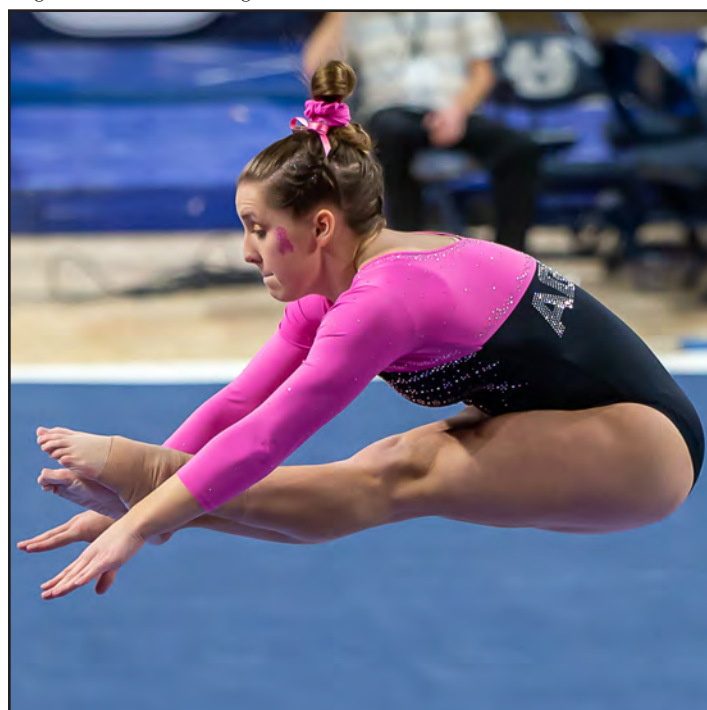
SINGLE-MEET RECORDS: Tied the school record for the best beam score at an NCAA Regional Championships meet with a 9.850 in Corvallis, Ore. (4/5/19), where she also matched the third-best floor score in school history at a regional meet with a 9.875... Tied for the second-best beam score in school history with a 9.950 at the Boise State quad meet (2/21/20)... Also tied for the eighth-best beam score in school history with a trio of 9.925 scores, accomplished most recently against No. 20 Southern Utah (2/14/20)... Tied for the third-best floor score in school history with a 9.950 against No. 17 BYU (3/6/20)... Also tied for the 17th-best floor score in school history with four scores of 9.925, accomplished most recently against No. 20 Southern Utah (2/14/20).

2020 (JUNIOR CAMPAIGN): Named the Mountain Rim Gymnastics Conference Gymnast of the Year as selected by the league's head coaches... Earned MRGC Co-Beam Specialist of the Year and first-team all-conference honors after tying for first in the league and tying for 27th nationally with a National Qualifying Score (NQS) of 9.895 on the event... Also garnered MRGC Co-Floor Specialist of the Year and first-team all-conference honors after tying for first in the league and tying for 43rd nationally with an NQS of 9.890 on the event... Was a seven-time MRGC Specialist of the Year during the season (four times on beam and three times on floor)... Recorded the 12th beam title of her career this season to set the school record... Averaged 9.889 on beam, which ranks first all-time in single-season school history... Helped the Aggies lead the MRGC and rank 19th nationally on beam with an NQS of 49.105... Also helped the team average 49.039 on beam, which set the single-season school record... Notched a team-best 10 total titles on the year, which is tied for fifth in single-season junior class history... Her five beam titles on the year is tied for fifth in single-season school history... Averaged 9.883 on floor, which ranks second all-time in single-season school history... Tallied her eighth-career floor title this year, which is tied for 10th all-time... Earned her first MRGC Beam Specialist of the Week honor after recording a 9.900 to tie for second on the event against No. 5 UCLA and No. 15 BYU (1/18)... Notched her first MRGC Floor Specialist of the Week accolade after recording a 9.925 on the event against Boise State (2/7), helping USU snap a 22-meet losing streak to the Broncos... Earned MRGC Beam and Floor Spe-

cialist of the Week honors the following weekend, as well, as she placed first on each event with a 9.925 against No. 20 Southern Utah (2/14)... Earned her second-straight MRGC Beam Specialist of the Week award after tying for first on the event with a career-high 9.950 at the Boise State quad meet (2/21)... Concluded the season by earning her final MRGC Beam and Floor Specialist of the Week awards as she placed first on beam with a 9.875 and first on floor with a career-best 9.950, which is tied for third all-time in school history, against No. 17 BYU (3/6)... Also had a 9.925 on floor against No. 20 Southern Utah (2/14), which is tied for 17th all-time in school history... Averaged 9.717 on vault... Had a career-best 9.850 on vault to win the event title against UC Davis (2/28)... Placed in the top three a total of 17 times to rank second on the team... Earned academic all-MRGC and USU Joe E. and Elma Whitesides Scholar-Athlete Award accolades.

2019 (SOPHOMORE CAMPAIGN): One of three Aggie gymnasts that qualified as an individual for the NCAA Regional Championships (4/5), where she tied for eighth on floor (9.875) and tied for 19th on beam (9.850)... The 9.850 on beam is tied for first all-time on the event at a regional meet, while the 9.875 on floor is tied for third all-time on the event at regionals... Tied the then-single-season beam average record with a 9.827, which she previously set during the 2018 campaign... Tied for fourth in the MRGC, tied for 17th in the North Central Region and tied for 86th nationally with an NQS of 9.870 on floor... Tied for eighth in the league, tied for 17th regionally and tied for 79th nationally with a National Qualifying Score of 9.855 on beam... Averaged 9.844 on floor, which is tied for eighth all-time in school history... Earned second-team all-Mountain Rim Gymnastics Conference accolades on floor... Tied for second on floor (9.850), tied for eighth on beam (9.850) and tied for 19th on vault (9.700) at the MRGC Championships (3/22)... Notched season-high beam scores with a 9.900 at No. 16 BYU (1/25) and against No. 9 Boise State (2/8)... Had a season-high score of 9.775 on vault against Southern Utah (3/8)... Averaged 9.698 on vault... Ranked second on the team with four titles, including three on beam and one on floor... Placed in the top three a total of 12 times to rank third on the team... Earned USU Joe E. and Elma Whitesides Scholar-Athlete Award accolades.

2018 (FRESHMAN CAMPAIGN): One of five Aggie gymnasts that qualified as an individual for the NCAA Regional Championships (4/7), where she tied for 15th on beam (9.775) and tied for 32nd on floor (9.775)... Set the then-single-season beam average record with a 9.827, which ranked second in the



CAREER HIGHS

VAULT
9.850

UNEVEN BARS

BALANCE BEAM
9.950

FLOOR EXERCISE
9.950

ALL-AROUND

MRGC, tied for sixth in the North Central Region and tied for 52nd in the nation... Averaged 9.829 on floor, which ranks 15th all-time in school history... Also averaged 9.695 on vault... Captured seven individual titles, which is tied for the 12th-most by a freshman in school history... Garnered Mountain Rim Gymnastics Conference Freshman of the Year accolades after earning a pair of Beam Specialist of the Week honors and one Floor Specialist of the Week accolade... Tied for seventh on beam (9.800), tied for 10th on floor (9.850) and tied for 19th on vault (9.725) at the MRGC Championships (3/24)... Recorded season-best scores of 9.925 on both beam (twice) and floor, which are tied for eighth and tied for 17th, respectively, in program history... Placed in the top three a total of 11 times to rank second on the team... Earned academic all-MRGC and USU Joe E. and Elma Whitesides Scholar-Athlete Award accolades.

CLUB/HIGH SCHOOL: Competed in all four events for LaFleur Academy of Gymnastics in Germantown, Wis., under coach Tammy Donahue... Was the 2014 level 10 beam champion... In 2015, placed second on floor and third on beam at the Junior Olympic Nationals, while also placing fourth in the all-around, first on floor and fourth on both beam and vault at Level 10 Regionals... Club team won the state championship in 2017... Graduated from Sussex Hamilton High School in Sussex, Wis., with a 3.10 GPA.

PERSONAL: Daughter of Scott and Diana DeHarde... Has one younger sister... Majoring in marketing.



Autumn DeHarde CAREER RESULTS

2018 (FRESHMAN)

MEET	VAULT	BAR	BEAM	FLOOR	AA
@ Bowling Green	9.650	---	9.875	9.725	---
SJSU/Sacramento State	9.675	---	9.725	9.850	---
@ #13 Denver	9.650	---	9.800	9.825	---
#16 Boise State	---	---	9.800	9.925	---
@ UC Davis Tri Meet	9.725	---	9.925	9.900	---
@ Southern Utah	9.650	---	9.875	9.825	---
@ #15 Boise State	9.750	---	9.925	9.900	---
@ Elevate The Stage	9.675	---	9.825	9.925	---
#24 BYU	9.650	---	9.850	9.725	---
@ BYU Quad Meet	9.775	---	9.925	9.775	---
Southern Utah	9.725	---	9.725	9.875	---
@ MRGC Championships	9.725	---	9.800	9.850	---
@ NCAA Regionals	---	---	9.775	9.775	---
Average	9.695	---	9.827	9.829	---
RQS	9.720	---	9.875	9.880	---
Season High	9.775	---	9.925	9.925	---

2019 (SOPHOMORE)

MEET	VAULT	BAR	BEAM	FLOOR	AA
@ Pitt Quad Meet	9.750	---	9.775	9.825	---
#6 BYU	9.625	---	9.750	9.825	---
@ #16 BYU	9.625	---	9.900	9.850	---
@ Southern Utah	9.650	---	9.825	9.650	---
#9 Boise State	9.675	---	9.900	9.900	---
@ WVU Quad Meet	9.775	---	9.775	9.875	---
Alaska Anchorage	9.725	---	9.875	9.875	---
@ Boise State Tri Meet	9.750	---	9.825	9.850	---
Southern Utah	9.775	---	9.775	9.875	---
@ #2 UCLA	9.625	---	9.825	9.875	---
@ MRGC Championships	9.700	---	9.850	9.850	---
@ NCAA Regionals	---	---	9.850	9.875	---
Average	9.698	---	9.827	9.844	---
NQS	9.740	---	9.855	9.870	---
Season High	9.775	---	9.900	9.900	---

2020 (JUNIOR)

MEET	VAULT	BAR	BEAM	FLOOR	AA
@ Best of Utah Meet	9.800	---	9.875	9.850	---
@ BYU Tri Meet	9.750	---	9.900	9.825	---
@ Air Force	9.475	---	9.900	9.875	---
@ #23 Southern Utah	9.550	---	9.875	9.850	---
Boise State	9.700	---	9.850	9.925	---
#20 Southern Utah	9.800	---	9.925	9.925	---
@ Boise State Quad Meet	9.725	---	9.950	9.875	---
UC Davis	9.850	---	9.850	9.875	---
#17 BYU	9.800	---	9.875	9.950	---
Average	9.717	---	9.889	9.883	---
NQS	9.775	---	9.895	9.890	---
Season High	9.850	---	9.950	9.950	---



Taylor DITTMAR

Senior | Lebanon, Ill. | O'Fallon Township HS
 Club: World Class Gymnastics Center
 Major: Chemistry
 Events: BB



HONORS: Women's Collegiate Gymnastics Association Scholastic All-American (2018, 2019, 2020); Academic All-Mountain Rim Gymnastics Conference (2018, 2019, 2020); USU Whitesides Scholar-Athlete (2018, 2019, 2020).

SINGLE-SEASON RECORDS: Ranks 18th and 19th all-time in school history with single-season beam averages of 9.731 (2020) and 9.729 (2018), respectively.

2020 (JUNIOR CAMPAIGN): Competed as a beam specialist in all nine meets of the season... Averaged 9.731 on beam, which ranks 18th all-time in single-season school history... Tied for 17th in the Mountain Rim Gymnastics Conference and ranked 42nd in the North Central Region with a National Qualifying Score of 9.755 on beam... Recorded a career-best 9.925 on beam at the Boise State quad meet (2/21) to tie for third on the event... Earned Women's Collegiate Gymnastics Association Scholastic All-America, academic all-MRGC and USU Joe E. and Elma Whitesides Scholar-Athlete Award accolades.

2019 (SOPHOMORE CAMPAIGN): Competed on beam in the first eight meets before suffering a season-ending injury at the Boise State tri meet (3/1)... Recorded season-high score of 9.775 twice on beam, once against No. 6 BYU (1/18) and again against Alaska Anchorage (2/22)... Averaged 9.572 on beam... Earned Women's Collegiate Gymnastics Association Scholastic All-America, academic all-MRGC and USU Joe E. and Elma Whitesides Scholar-Athlete Award accolades.

2018 (FRESHMAN CAMPAIGN): Qualified as an alternate on beam for the NCAA Regional Championships (4/7) with a season-best score of 9.875 and Regional Qualifying Score of 9.830 on the event... Competed as a beam specialist in all 12 meets and averaged 9.729 to rank 19th all-time in school



history... Tied for seventh on beam with a 9.800 at the Mountain Rim Gymnastics Conference Championships (3/24)... Ranked eighth in the MRGC and 18th in the North Central Region with a beam Regional Qualifying Score of 9.830... Set personal best of 9.875 at the BYU quad meet (3/9)... Earned Women's Collegiate Gymnastics Association Scholastic All-America, academic all-MRGC and USU Joe E. and Elma Whitesides Scholar-Athlete Award accolades.

CLUB/HIGH SCHOOL: Competed in all four events for World Class Gymnastics Center in Belleville, Ill., under coach Donna Berutti... Was a 2011 and 2012 Eastern qualifier, earning second place on beam in 2012... Earned second place on beam at the 2014 NIT... Placed third in the 2015 Region 5 all-around and was the 2016 Region 5 beam champion... Was a national qualifier in 2015 and 2016... Graduated from O'Fallon Township High School in O'Fallon, Ill., with a 4.0 GPA and was an honor society member.

PERSONAL: Daughter of Dean and Eva Dittmar... Has one younger sister... Majoring in chemistry.

Taylor Dittmar CAREER RESULTS

2018 (FRESHMAN)

MEET	VAULT	BARS	BEAM	FLOOR	AA
@ Bowling Green	---	---	9.700	---	---
SJSU/Sacramento State	---	---	9.825	---	---
@ #13 Denver	---	---	9.025	---	---
#16 Boise State	---	---	9.775	---	---
@ UC Davis Tri Meet	---	---	9.850	---	---
@ Southern Utah	---	---	9.775	---	---
@ #15 Boise State	---	---	9.825	---	---
@ Elevate The Stage	---	---	9.700	---	---
#24 BYU	---	---	9.750	---	---
@ BYU Quad Meet	---	---	9.875	---	---
Southern Utah	---	---	9.850	---	---
@ MRGC Championships	---	---	9.800	---	---
Average	---	---	9.729	---	---
RQS	---	---	9.830	---	---
Season High	---	---	9.875	---	---

2019 (SOPHOMORE)

MEET	VAULT	BARS	BEAM	FLOOR	AA
@ Pitt Quad Meet	---	---	9.550	---	---
#6 BYU	---	---	9.775	---	---
@ #16 BYU	---	---	9.625	---	---
@ Southern Utah	---	---	9.700	---	---
#9 Boise State	---	---	9.600	---	---
@ WVU Quad Meet	---	---	9.650	---	---
Alaska Anchorage	---	---	9.775	---	---
@ Boise State Tri Meet	---	---	8.900	---	---
Average	---	---	9.572	---	---
NQS	---	---	9.775	---	---
Season High	---	---	9.775	---	---

2020 (JUNIOR)

MEET	VAULT	BARS	BEAM	FLOOR	AA
@ Best of Utah Meet	---	---	9.675	---	---
@ BYU Tri Meet	---	---	9.700	---	---
@ Air Force	---	---	9.750	---	---
@ #23 Southern Utah	---	---	9.800	---	---
Boise State	---	---	9.700	---	---
#20 Southern Utah	---	---	9.500	---	---
@ Boise State Quad Meet	---	---	9.925	---	---
UC Davis	---	---	9.750	---	---
#17 BYU	---	---	9.775	---	---
Average	---	---	9.889	---	---
NQS	---	---	9.755	---	---
Season High	---	---	9.925	---	---

CAREER HIGHS

VAULT

UNEVEN BARS

BALANCE BEAM

9.925

FLOOR EXERCISE

ALL-AROUND



Mikaela MEYER

Senior | Myersville, Md. | Middletown HS
 Club: Frederick Gymnastics Club
 Major: Kinesiology
 Events: VT, UB, FX



HONORS: First-Team All-Mountain Rim Gymnastics Conference: Vault (2018); MRGC Vault Specialist of the Week (2/25/18; 2/23/20); Women's Collegiate Gymnastics Association Scholastic All-American (2019, 2020); Academic All-MRGC (2018, 2019, 2020); USU Whitesides Scholar-Athlete (2018, 2019, 2020).

2020 (JUNIOR CAMPAIGN): Competed on vault in all nine meets of the season and on floor in the final seven meets... Tied for 16th in the Mountain Rim Gymnastics Conference and tied for 33rd in the North Central Region with a National Qualifying Score (NQS) of 9.785 on vault... Placed 21st in the MRGC and 57th regionally with an NQS of 9.550 on floor... Named the MRGC Vault Specialist of the Week after tying for first on the event with a career-best-tying 9.875 at the Boise State quad meet (2/21)... Best finish of the season on floor was against No. 20 Southern Utah (2/14), where she tied for third with a career-high 9.875... Averaged 9.756 on vault and 9.600 on floor... Earned Women's Collegiate Gymnastics Association Scholastic All-America, academic all-MRGC and USU Joe E. and Elma Whitesides Scholar-Athlete Award accolades.

2019 (SOPHOMORE CAMPAIGN): Competed on vault in two meets... Tied for 17th on vault with a season-high 9.725 at the Mountain Rim Gymnastics Conference Championships (3/22)... Also had a 9.525 on the event against Southern Utah (3/8)... Earned Women's Collegiate Gymnastics Association Scholastic All-America, academic all-MRGC and USU Joe E. and Elma Whitesides Scholar-Athlete Award accolades.

2018 (FRESHMAN CAMPAIGN): Tied for 29th on vault with a 9.775 at the NCAA Regional Championships (4/7)... Tied for 85th in the nation, tied for 14th



in the North Central Region and tied for fifth in the Mountain Rim Gymnastics Conference with a vault Regional Qualifying Score of 9.840... Garnered first-team all-MRGC honors on vault after tying for third with a 9.850 at the league championships (3/24), where she also competed on bars... Garnered MRGC Vault Specialist of the Week accolades after recording a 9.825 to place fourth at Elevate The Stage (2/23) in Toledo, Ohio... Captured her first-career event title with a 9.825 on vault at Southern Utah (2/12)... Recorded seven top-three finishes during the season to tie for fourth on the team... Earned personal-best scores of 9.875 on vault against BYU (3/2) and 9.650 on bars at Southern Utah (2/12) and at home against SUU (9.650), and a season-best 9.825 on floor in a home tri meet against San José State and Sacramento State (1/19), and at Elevate The Stage... Averaged 9.765 on vault and 9.743 on floor... Earned academic all-MRGC and USU Joe E. and Elma Whitesides Scholar-Athlete Award accolades.

CLUB/HIGH SCHOOL: Competed in all four events for Frederick Gymnastics Club in Frederick, Md., under coach Heather Galpin... Placed sixth at the 2017 Junior Olympic Nationals in the all-around, including claiming third place in vault... Placed fifth in the all-around at the 2016 Junior Olympic Nationals... Graduated from Middletown (Md.) High School with a 4.0 GPA and was a member of the National Honor Society.

PERSONAL: Daughter of John and Kim Meyer... Has one younger brother... Majoring in kinesiology with an exercise science emphasis.

Mikaela Meyer CAREER RESULTS

2018 (FRESHMAN)

MEET	VAULT	BARS	BEAM	FLOOR	AA
@ Bowling Green	9.800	---	---	9.650	---
SJSU/Sacramento State	9.800	---	---	9.825	---
@ #13 Denver	9.825	---	---	9.675	---
#16 Boise State	9.725	---	---	9.700	---
@ UC Davis Tri Meet	9.200	9.350	---	---	---
@ Southern Utah	9.825	9.650	---	---	---
@ #15 Boise State	9.850	9.600	---	9.750	---
@ Elevate The Stage	9.850	9.475	---	9.825	---
#24 BYU	9.875	9.450	---	---	---
@ BYU Quad Meet	9.750	9.500	---	---	---
Southern Utah	9.825	9.650	---	9.775	---
@ MRGC Championships	9.850	4.350	---	---	---
@ NCAA Regionals	9.775	---	---	---	---
Average	9.765	8.878	---	9.743	---
RQS	9.840	9.535	---	9.745	---
Season High	9.875	9.650	---	9.825	---

2019 (SOPHOMORE)

MEET	VAULT	BARS	BEAM	FLOOR	AA
Southern Utah	9.525	---	---	---	---
@ MRGC Championships	9.725	---	---	---	---
Average	9.625	---	---	---	---
NQS	---	---	---	---	---
Season High	9.725	---	---	---	---

2020 (JUNIOR)

MEET	VAULT	BARS	BEAM	FLOOR	AA
@ Best of Utah Meet	9.775	---	---	---	---
@ BYU Tri Meet	9.700	---	---	---	---
@ Air Force	9.675	---	---	9.750	---
@ #23 Southern Utah	9.650	---	---	8.625	---
Boise State	9.675	---	---	9.825	---
#20 Southern Utah	9.825	---	---	9.875	---
@ Boise State Quad Meet	9.875	---	---	9.775	---
UC Davis	9.775	---	---	9.575	---
#17 BYU	9.850	---	---	9.775	---
Average	9.756	---	---	9.600	---
NQS	9.785	---	---	9.550	---
Season High	9.875	---	---	9.875	---

CAREER HIGHS

VAULT
9.875

UNEVEN BARS
9.650


BALANCE BEAM

FLOOR EXERCISE
9.875

ALL-AROUND



Leighton **VARNADORE**
 Graduate | Aiken, S.C. | South Aiken HS
 Club: Aiken Gymnastics
 Major: Master's in Sports Management
 Events: AA



HONORS: Second-Team All-Mountain Rim Gymnastics Conference: Vault (2020); All-Around (2019, 2020); MRGC Vault Specialist of the Week (1/19/20; 2/23/20); Women's Collegiate Gymnastics Association Scholastic All-American (2018, 2019, 2020); Academic All-Mountain Rim Gymnastics Conference (2018, 2019, 2020); USU Whitesides Scholar-Athlete (2018, 2019).

SINGLE-SEASON RECORDS: Ranks fourth all-time in school history with a single-season vault average of 9.809 set in 2020... Also tied for 13th all-time with a single-season vault average of 9.784 set in 2019... Ranks 17th and 20th all-time in school history with single-season beam averages of 9.738 (2020) and 9.721 (2018), respectively... Tied for 19th all-time in school history with a single-season floor average of 9.800 set in 2019.

2020 (JUNIOR CAMPAIGN): Earned second-team all-Mountain Rim Gymnastics Conference honors on vault after tying for sixth in the league and tying for 81st nationally with a National Qualifying Score (NQS) of 9.830... Also garnered second-team all-MRGC honors in the all-around after ranking fourth in the conference, ninth in the region and 42nd nationally with a 9.738... Was a two-time MRGC Vault Specialist of the Week honoree... Averaged 9.809 on vault, 9.839 on floor and 9.738 on beam, which ranks fourth, tied for 10th



and 17th all-time, respectively, in school history... Earned her first MRGC Vault Specialist of the Week award after tying for second on the event with a 9.850 in a tri meet against No. 5 UCLA and No. 15 BYU (1/18)... Notched her second MRGC Vault Specialist of the Week honor after recoring a career-best 9.875 on the event to tie for first at the Boise State quad meet (2/21)... Competed in the all-around in seven of the nine meets... Tallied a career-best 39.350 in the all-around to place first at the Boise State quad meet... Also matched a career-best score of 9.875 on beam and tallied a personal best of 9.900 on floor at the Boise State quad meet, tying for fifth and first, respectively... Captured all-around titles with scores of 39.075 at No. 23 Southern Utah (1/31) and 39.200 against Boise State (2/7)... Matched her career-best score on bars with a 9.800 against No. 17 BYU (3/6) to tie for seventh... Also had a 9.900 on floor against Boise State to capture second place... Ranked 19th in the MRGC and 40th in the North Central Region with an NQS of 9.730 on bars... Ranked 19th in the league and 43rd in the region with an NQS of 9.750 on beam... Tied for eighth in the MRGC, tied for 20th in the region and tied for 100th nationally with an NQS of 9.855 on floor... Ranked fourth in the MRGC, ninth in the region and 42nd in the nation with an NQS of 39.115 in the all-around... Had 302.500 total points to rank second on the team and placed in the top three a total of 11 times to rank third... Averaged 39.032 in the all-around... Earned Women's Collegiate Gymnastics Association Scholastic All-America, academic all-MRGC and USU Joe E. and Elma Whitesides Scholar-Athlete Award accolades.

2019 (SOPHOMORE CAMPAIGN): Garnered second-team all-Mountain Rim Gymnastics Conference honors in the all-around... Placed fourth in the all-around (39.125), tied for second on floor (9.850), tied for seventh on vault (9.800), tied for 15th on beam (9.800) and tied for 18th on bars (9.675) at the MRGC Championships... One of two Aggies to compete in the all-around in every meet... Averaged 9.784 on vault and 9.800 on floor, which is tied for 13th and tied for 19th, respectively, all-time in single-season school history... Ranked fifth in the MRGC, 12th in the North Central Region and tied for 51st nationally with a National Qualifying Score (NQS) of 39.155 in the all-around... Tied for seventh in the MRGC and tied for 21st regionally with a vault NQS of 9.810... Tied for seventh in the league and tied for 23rd in the region with a floor NQS of 9.845... Had season-high score of 9.825 on vault at the West Virginia quad meet (2/17), at the Boise State tri meet (3/1) and at No. 2 UCLA (3/16)... Matched her personal best of 9.800 on bars at the Boise State tri meet... Recorded career-best score of 9.875 on beam against No. 9 Boise State (2/8)... Earned season-best score of 9.875 on floor against both Alaska Anchorage (2/22) and Southern Utah (3/8)... Recorded season-high score of 39.225 in the all-around against both Boise State and SUU... Averaged 9.730 on bars and 39.034 in the all-around... Placed in the top three a total of 13 times to rank second on the team.

2018 (FRESHMAN CAMPAIGN): Tied for 18th on both bars (9.750) and floor (9.775), and tied for seventh on beam (9.800) at the Mountain Rim Gymnastics Conference Championships (3/24)... One of just two Aggies to compete in the all-around on the season... Captured the all-around crown with a season-best 38.475 at Bowling Green (1/13)... Competed on bars, beam and floor in all 12 meets, averaging 9.721 on beam, which ranks 15th all-time in school history... Beam Regional Qualifying Score of 9.810 tied for 11th in the MRGC and 24th in the North Central Region... Recorded season-best score of 9.850 on beam at No. 13 Denver, and season bests of 9.475 on vault at Bowling Green, 9.800 on bars in two meets, and 9.800 on floor at three meets... Also averaged 9.742 on bars and 9.736 on floor... Earned Women's Collegiate Gymnastics Association Scholastic All-America, academic all-MRGC and USU Joe E. and Elma Whitesides Scholar-Athlete Award accolades.

CLUB/HIGH SCHOOL: Competed in all four events for Aiken Gymnastics from 2005-2017 in Aiken, S.C., under coach Draha Krizova... Was a part of the Aiken Gymnastics club that earned the 2017 South Carolina Club of the Year award... Graduated from South Aiken (S.C.) High School.

PERSONAL: Daughter of Chris and Leigh Varnadore... Has an older brother, Will, who plays baseball for the University of South Carolina-Aiken, and her twin sister, Logan, is also a member of the USU gymnastics team... Working on her master's in sports management after graduating in the fall of 2020 with a bachelor's degree in health education and promotion with a health science emphasis.

**CAREER
HIGHS**

**VAULT
9.875**

**UNEVEN BARS
9.800**

**BALANCE BEAM
9.875**

**FLOOR EXERCISE
9.900**

**ALL-AROUND
39.350**



Leighton Varnadore CAREER RESULTS

2018 (FRESHMAN)

MEET	VAULT	BAR	BEAM	FLOOR	AA
@ Bowling Green	9.475	9.750	9.700	9.550	38.475
SJSU/Sacramento State	---	9.700	9.600	9.700	---
@ #13 Denver	---	9.700	9.850	9.750	---
#16 Boise State	---	9.800	9.500	9.725e	---
@ UC Davis Tri Meet	---	9.800	9.800	9.800	---
@ Southern Utah	---	9.750	9.575	9.800	---
@ #15 Boise State	---	9.775	9.650	9.725	---
@ Elevate The Stage	---	9.700	9.725	9.775	---
#24 BYU	---	9.725	9.800	9.800	---
@ BYU Quad Meet	---	9.700	9.825	9.750	---
Southern Utah	---	9.750	9.825	9.675	---
@ MRGC Championships	---	9.750	9.800	9.775	---
Average	9.475	9.742	9.721	9.736	38.475
RQS	---	9.765	9.810	9.780	---
Season High	9.475	9.800	9.850	9.800	38.475

2019 (SOPHOMORE)

MEET	VAULT	BAR	BEAM	FLOOR	AA
@ Pitt Quad Meet	9.800	9.725	9.700	9.700	38.925
#6 BYU	9.750	9.700	9.625	9.750	38.825
@ #16 BYU	9.675	9.750	9.600	9.650	38.675
@ Southern Utah	9.775	9.700	9.600	9.825	38.900
#9 Boise State	9.800	9.700	9.875	9.850	39.225
@ WVU Quad Meet	9.825	9.750	9.700	9.825	39.100
Alaska Anchorage	9.775	9.775	9.725	9.875	39.150
@ Boise State Tri Meet	9.825	9.800	9.775	9.775	39.175
Southern Utah	9.775	9.750	9.825	9.875	39.225
@ #2 UCLA	9.825	9.700	9.700	9.825	39.050
@ MRGC Championships	9.800	9.675	9.800	9.850	39.125
Average	9.784	9.730	9.720	9.800	39.034
NQS	9.810	9.750	9.765	9.845	39.155
Season High	9.825	9.800	9.875	9.875	39.225

2020 (JUNIOR)

MEET	VAULT	BAR	BEAM	FLOOR	AA
@ Best of Utah Meet	9.750	9.100	9.600	9.850	38.300
@ BYU Tri Meet	9.850	9.700	9.675	9.850	39.075
@ Air Force	9.825	9.725	9.775	9.700	39.025
@ #23 Southern Utah	9.700	9.775	9.800	9.800	39.075
Boise State	9.850	9.700	9.750	9.900	39.200
#20 Southern Utah	9.825	9.750	9.750	9.875	39.200
@ Boise State Quad Meet	9.875	9.700	9.875	9.900	39.350
#17 BYU	9.800	9.800	9.675	---	---
Average	9.809	9.656	9.738	9.839	39.032
NQS	9.830	9.730	9.875	9.900	39.115
Season High	9.875	9.800	9.875	9.900	39.350



Logan VARNADORE

Senior | Aiken, S.C. | South Aiken HS
Club: Aiken Gymnastics
Major: Marketing
Events: VT



HONORS: Women's Collegiate Gymnastics Association Scholastic All-American (2019, 2020); Academic All-Mountain Rim Gymnastics Conference (2018, 2019, 2020); USU Whitesides Scholar-Athlete (2018, 2019, 2020).

2020 (JUNIOR CAMPAIGN): Missed the season due to injury... Earned Women's Collegiate Gymnastics Association Scholastic All-American, academic all-MRGC and USU Joe E. and Elma Whitesides Scholar-Athlete Award accolades.

2019 (SOPHOMORE CAMPAIGN): Competed on vault in nine meets and on bars in five meets... Tied for 22nd on both vault (9.650) and bars (9.100) at the Mountain Rim Gymnastics Conference Championships (3/22)... Recorded the first two event wins of her career, both on vault, with a 9.800 at No. 16 BYU (1/25) and a career-best 9.875 at the West Virginia quad meet (2/17)... Also had a 9.825 on vault at No. 2 UCLA (3/16), where she tied for third on the event... Had a season-high 9.775 on bars against No. 9 Boise State (2/8)... Averaged 9.728 on vault and 9.460 on bars... Earned Women's Collegiate Gymnastics Association Scholastic All-American, academic all-MRGC and USU Joe E. and Elma Whitesides Scholar-Athlete Award accolades.



2018 (FRESHMAN CAMPAIGN): Competed on bars in three meets, recording a career-high 9.800 in a home meet against San José State and Sacramento State (1/19)... Earned academic all-Mountain Rim Gymnastics Conference and USU Joe E. and Elma Whitesides Scholar-Athlete Award accolades.

CLUB/HIGH SCHOOL: Competed in all four events for Aiken Gymnastics from 2005-2017 in Aiken, S.C., under coach Draha Krizova... Was a part of the Aiken Gymnastics club that earned the 2017 South Carolina Club of the Year award... Graduated from South Aiken (S.C.) High School.

PERSONAL: Daughter of Chris and Leigh Varnadore... Has an older brother, Will, who plays baseball for the University of South Carolina-Aiken, and her twin sister, Leighton, is also a member of the USU gymnastics team... Majoring in marketing.



Logan Varnadore CAREER RESULTS

2018 (FRESHMAN)

MEET	VAULT	BARS	BEAM	FLOOR	AA
@ Bowling Green	---	8.850	---	---	---
SJSU/Sacramento State	---	9.800	---	---	---
@ #13 Denver	---	8.800	---	---	---
Average	---	9.150	---	---	---
RQS	---	---	---	---	---
Season High	---	9.800	---	---	---

2019 (SOPHOMORE)

MEET	VAULT	BARS	BEAM	FLOOR	AA
@ Pitt Quad Meet	9.725	8.450e	---	---	---
#6 BYU	9.700	9.600e	---	---	---
@ #16 BYU	9.800	9.050e	---	---	---
@ Southern Utah	9.725	9.100	---	---	---
#9 Boise State	9.675	9.775	---	---	---
@ WVU Quad Meet	9.875	9.750	---	---	---
Alaska Anchorage	9.725	9.575	---	---	---
@ #2 UCLA	9.675	---	---	---	---
@ MRGC Championships	9.650	9.100	---	---	---
Average	9.728	9.460	---	---	---
NQS	9.735	---	---	---	---
Season High	9.875	9.775	---	---	---

CAREER
HIGHS

VAULT
9.875

UNEVEN BARS
9.800

BALANCE BEAM

FLOOR EXERCISE

ALL-AROUND



RESPECT.
It's the name of the game.


UTAH STATE

S
P
R
I
N
G





CARLEY BAYLES | ANIQUE GRENIER | GRACE ROJAS



Carley BAYLES

Junior | Baton Rouge, La. | La. Virtual CA
Club: Athletes in Motion
Major: Sociology
Events: BB




SINGLE-SEASON RECORDS: Tied for 11th all-time in school history with a single-season beam average of 9.775.

2020 (SOPHOMORE CAMPAIGN): Ranked 15th in the Mountain Rim Gymnastics Conference and tied for 38th in the North Central Region with a National Qualifying Score of 9.780 on beam... Averaged 9.775 on beam, which is tied for 11th all-time in single-season school history... Competed on beam in the last seven meets of the season, recording a career-best 9.875 at the Boise State quad meet (2/21) to tie for fifth... Tied for third on beam in back-to-back meets at Air Force (1/25) and at Southern Utah (1/31), recording a 9.800 and 9.825, respectively... Helped the Aggies lead the MRGC and rank 19th nationally on beam with an NQS of 49.105... Also helped the team average 49.039 on beam, which set the single-season school record.

2019 (FRESHMAN CAMPAIGN): Redshirted her first season at Utah State.

CLUB/HIGH SCHOOL: Competed in all four events for 14 years for Athletes In Motion in Prairieville, La., under coach Shelley Swanson... Placed second on beam and 11th in the all-around at the 2018 Level 10 Regionals... Was the 2017 state beam champion... Also competed at the Level 10 Regionals in 2016 and 2017... Graduated from the Louisiana Virtual Charter Academy.

PERSONAL: Daughter of Scott and Jeri Bayles... Has four brothers and two sisters... Majoring in sociology.



Carley Bayles CAREER RESULTS

2020 (SOPHOMORE)	VAULT	BARS	BEAM	FLOOR	AA
MEET					
@ BYU Tri Meet	---	---	9.425e	---	---
@ Air Force	---	---	9.800	---	---
@ #23 Southern Utah	---	---	9.825	---	---
Boise State	---	---	9.650	---	---
#20 Southern Utah	---	---	9.775	---	---
@ Boise State Quad Meet	---	---	9.875	---	---
UC Davis	---	---	9.800	---	---
#17 BYU	---	---	9.700	---	---
Average	---	---	9.775	---	---
NQS	---	---	9.780	---	---
Season High	---	---	9.875	---	---

CAREER HIGHS

VAULT

UNEVEN BARS
9.875

BALANCE BEAM

FLOOR EXERCISE

ALL-AROUND



Anique **GRENIER**
 Junior | Parker, Colo. | Chaparral HS
 Club: Incline Gymnastics
 Major: Journalism
 Events: VT, UB, FX



PREVIOUS SCHOOL: Spent her first two years of college at Southern Utah, where she served as a student-coach for the Thunderbirds' gymnastics team.

CLUB/HIGH SCHOOL: Trained in the all-around at Incline Gymnastics in Littleton, Colo., under the direction of Christi Damm... Was a Western Nationals qualifier and two-time state champion on bars and beam.

PERSONAL: One of three children of Eric and Lisa Grenier... Full name is Anique Nancy Grenier... Majoring in journalism and minoring in business.



**CAREER
HIGHS**

VAULT

UNEVEN BARS

BALANCE BEAM

FLOOR EXERCISE

ALL-AROUND



Grace ROJAS

Junior | Bolton, Ontario, Canada |
 Silverthorn Collegiate Institute
 Club: Manjak Gymnastics
 Major: Accounting
 Events: VT, UB, BB



HONORS: Academic All-Mountain Rim Gymnastics Conference (2019).

SINGLE-SEASON RECORDS: Tied for third all-time in school history with a single-season bars average of 9.800.

2020 (SOPHOMORE CAMPAIGN): Competed on vault and bars in all nine meets... Averaged 9.800 on bars, which is tied for third all-time in school history... Ranked 10th in the Mountain Rim Gymnastics Conference and tied for 25th in the North Central Region with a National Qualifying Score (NQS) of 9.825 on bars... Ranked 22nd in the MRGC and 49th regionally with an NQS of 9.770 on vault... Tied for fourth on bars with a career-high-tying 9.850 against No. 17 BYU (3/6)... Recorded five 9.825s on bars, including four straight during the season... Matched her career-high score of 9.825 on vault two times, once at the Boise State quad meet (2/21) and again against BYU... Also competed on beam in three meets.

2019 (FRESHMAN CAMPAIGN): Competed on vault, bars and beam during her first season... Captured her first-career event title with a season-best 9.800 on vault against Alaska Anchorage (2/22)... Tied for third on bars with a career-high 9.850 against Southern Utah (3/8)... Tied for sixth on beam with



a career-best 9.825 at a tri meet hosted by Boise State (3/1)... Averaged 9.710 on vault, 9.685 on beam and 9.661 on bars... Earned academic all-Mountain Rim Gymnastics Conference accolades.

CLUB/HIGH SCHOOL: Competed in the all-around for Manjaks Gymnastics in Mississauga, Ontario, Canada, under coaches Kelly Manjak and Kelsey Arnold... During the 2018 Provincials and 2018 Canadian Championships, Rojas placed third and sixth in the all-around, respectively... Was the all-around provincial champion in 2017 and captured fifth place in the all-around at the 2017 Canadian Championships... Helped Team Ontario capture two all-around titles at the 2017 and 2018 Canadian Championships... Graduated with honors and a four-year bilingual studies certificate from Silverthorn Collegiate Institute in Etobicoke, Ontario.

PERSONAL: Daughter of Antonio and Shelley Rojas... Has two older sisters... Competed for the same club and went to the same school as former USU teammate Maddie Straker... Majoring in accounting.



Grace Rojas CAREER RESULTS

2019 (FRESHMAN)

MEET	VAULT	BARS	BEAM	FLOOR	AA
@ Pitt Quad Meet	9.700	9.250	---	---	---
#6 BYU	9.775	9.725	9.450e	---	---
@ #16 BYU	9.750	9.775	9.775e	---	---
@ Southern Utah	9.700	9.825	9.675	---	---
#9 Boise State	9.650	9.675	9.675	---	---
@ WVU Quad Meet	9.725	9.750	9.725	---	---
Alaska Anchorage	9.800	---	---	---	---
@ Boise State Tri Meet	9.625	9.775	9.825	---	---
Southern Utah	9.750	9.850	9.525	---	---
@ #2 UCLA	9.625	9.325	9.700	---	---
Average	9.710	9.661	9.685	---	---
NQS	9.740	9.770	---	---	---
Season High	9.800	9.850	9.825	---	---

2020 (SOPHOMORE)

MEET	VAULT	BARS	BEAM	FLOOR	AA
@ Best of Utah Meet	9.650	9.825	9.050	---	---
@ BYU Tri Meet	9.625	9.800	9.450	---	---
@ Air Force	9.775	9.800	---	---	---
@ #23 Southern Utah	9.725	9.825	---	---	---
Boise State	9.700	9.825	8.825	---	---
#20 Southern Utah	9.750	9.825	---	---	---
@ Boise State Quad Meet	9.825	9.825	---	---	---
UC Davis	9.775	9.625	---	---	---
#17 BYU	9.825	9.850	---	---	---
Average	9.739	9.800	9.108	---	---
NQS	9.770	9.825	---	---	---
Season High	9.825	9.850	9.450	---	---

CAREER HIGHS

VAULT
9.825

UNEVEN BARS
9.850

BALANCE BEAM
9.825

FLOOR EXERCISE

ALL-AROUND



RESPECT.
It's the name of the game.

UTAH STATE

S
E
D
R
O
M
O
T
O
H
O
T
O
S





**LEXI ARAGON | EMMA COBABE | MAIA FISHWICK
MORGAN GILL | JESSICA GUTIERREZ | HADLEY HAMAR
TORI LOOMIS | SOFI SULLIVAN | ARIEL TOOMEY | REBECCA WELLS**



Lexi ARAGON

Sophomore | Salt Lake City, Utah | West HS
Club: USA Gymnastics World
Major: Political Science
Events: UB, BB



HONORS: Women's Collegiate Gymnastics Association Scholastic All-American (2020); Academic All-Mountain Rim Gymnastics Conference (2020); USU Whitesides Scholar-Athlete (2020).

2020 (FRESHMAN CAMPAIGN): Competed in one meet during the season, recording a 9.700 on bars against UC Davis (2/28) to tie for seventh... Earned Women's Collegiate Gymnastics Association Scholastic All-America, academic all-MRGC and USU Joe E. and Elma Whitesides Scholar-Athlete Award accolades.

CLUB/HIGH SCHOOL: Trained at USA Gymnastics World for nine years under the direction of Hugh Smith and Carolyn Taylor... Placed second on floor and third on bars at the 2019 Utah State Championships... Qualified for the Junior Olympic National Championships in 2019, as well as the regional championships... Graduated from West High School in Salt Lake City in the top five percent of her class (out of 560)... Earned an academic scholarship to Utah State.

PERSONAL: One of four daughters of Andrew and Traci Aragon... Full name is Alexis Bobbi Aragon... Majoring in political science.



Lexi Aragon CAREER RESULTS

2020 (FRESHMAN)	VAULT	BARS	BEAM	FLOOR	AA
@ Best of Utah Meet	---	8.575e	8.850e	---	---
Boise State	---	9.125e	8.925e	---	---
#20 Southern Utah	---	9.200e	---	---	---
UC Davis	---	9.700	---	---	---
#17 BYU	---	9.725e	---	---	---
Average	---	9.700	---	---	---
NQS	---	---	---	---	---
Season High	---	9.850	---	---	---

CAREER
HIGHS

VAULT

UNEVEN BARS
9.700

BALANCE BEAM

FLOOR EXERCISE

ALL-AROUND



Emma **COBABE**
 Sophomore | Salt Lake City, Utah | Olympus HS
Club: Gymnastics Training Center
Major: Psychology
Events: UB, BB



HONORS: Women's Collegiate Gymnastics Association Scholastic All-American (2020); Academic All-Mountain Rim Gymnastics Conference (2020); USU Whitesides Scholar-Athlete (2020).

2020 (FRESHMAN CAMPAIGN): Did not compete during the season... Earned Women's Collegiate Gymnastics Association Scholastic All-America, academic all-MRGC and USU Joe E. and Elma Whitesides Scholar-Athlete Award accolades.

CLUB/HIGH SCHOOL: Trained for 12 years at the Gymnastics Training Center in Salt Lake City, Utah, under the direction of Derick Moellenbeck and Lindsay Turley... Experienced on all four events as a level-10 gymnast... Qualified for regionals from 2012-19... Tied for seventh on beam at the 2019 Region 1 Championships... Tied for second on floor at the 2017 Level 9 Western Championships, where she placed sixth in the all-around... That same year, she captured first place on the event at five different meets, including the state championships... Graduated from Olympus High School in Salt Lake City... Was a member of the National Honor Society.

PERSONAL: Daughter of Jeff and Janie Cobabe... Full name is Emma Grace Cobabe... Has four brothers and three sisters... Majoring in psychology.



CAREER HIGHS

VAULT

UNEVEN BARS

BALANCE BEAM

FLOOR EXERCISE

ALL-AROUND



Maia FISHWICK

Sophomore | Auckland, New Zealand |
 St. Cuthbert's College
 Club: Tri Star Gymnastics
 Major: Exploratory
 Events: AA



2020 (FRESHMAN CAMPAIGN): Competed on vault, bars and beam in her first season... Recorded a career-high 9.875 on bars, while making her collegiate debut at the Rio Tinto Best of Utah Meet (1/11), tying for second on the event... Had a career-best 9.675 on vault at No. 23 Southern Utah (1/31) and a career-high 9.800 on beam against No. 20 SUU (2/14)... Competed on bars in all nine meets of the season, averaging 9.544.

CLUB/HIGH SCHOOL: Trained at Tri Star Gymnastics in Auckland, New Zealand, under the direction of Jacey Humpherys... New Zealand's current beam, vault and bars national champion... Was her nation's top performer at the 2018 FIG Artistic Gymnastics Championships in Doha, Qatar... At the Auckland Championships, she was first on vault, bars and beam, and was fourth on bars at the Pacific Rim Championships... A two-time world championship competitor... Rotated with Team USA's Simone Biles at the 2018 world championships... Received a 2018 Sports Colours Award from St. Cuthbert's College.

PERSONAL: Daughter of Bruce Fishwick and Ngaire Ashmore... Undeclared on a college major.



Maia Fishwick CAREER RESULTS

2020 (FRESHMAN)					
MEET	VAULT	BAR	BEAM	FLOOR	AA
@ Best of Utah Meet	9.625e	9.875	---	---	---
@ BYU Tri Meet	---	9.000	---	---	---
@ Air Force	9.675e	9.150	9.775e	---	---
@ #23 Southern Utah	9.675	9.650	---	---	---
Boise State	---	9.100	9.525e	---	---
#20 Southern Utah	---	9.850	9.800	---	---
@ Boise State Quad Meet	9.000e	9.675	9.350	8.975e	---
UC Davis	---	9.775	8.800	---	---
#17 BYU	---	9.825	---	---	---
Average	9.675	9.544	9.317	---	---
NQS	9.755	---	---	---	---
Season High	9.675	9.850	9.800	---	---

CAREER
HIGHS

VAULT
9.675

UNEVEN BARS
9.875

BALANCE BEAM
9.800

FLOOR EXERCISE

ALL-AROUND



Morgan GILL

Sophomore | Ladera Ranch, Calif. |
 San Juan Hills HS
 Club: World Elite Gymnastics
 Major: Kinesiology
 Events: VT, FX



HONORS: Women's Collegiate Gymnastics Association Scholastic All-American (2020); Academic All-Mountain Rim Gymnastics Conference (2020); USU Whitesides Scholar-Athlete (2020).

2020 (FRESHMAN CAMPAIGN): Performed three floor exhibitions during the season, recording a high of 9.575 against UC Davis (2/28)... Earned Women's Collegiate Gymnastics Association Scholastic All-America, academic all-MRGC and USU Joe E. and Elma Whitesides Scholar-Athlete Award accolades.

CLUB/HIGH SCHOOL: Trained for seven years at World Elite Gymnastics under the direction of Taylor Berggren... Experienced on all four events as a level-10 gymnast... Was an alternate at the 2019 Junior Olympic National Championships... Placed second on floor, second in the all-around, fourth on vault, fourth on bars and fourth on beam at the 2019 World Elite Classic... Qualified for the 2016 and 2017 Western Nationals... Earned her club team's Leadership Award in 2017... Graduated from San Juan Hills High School in San Juan Capistrano, Calif... Was a valedictorian, a California Scholarship Federation Seal Bear, and a college and career advantage distinguished student for sports medicine... Earned a President's Scholarship.

PERSONAL: Daughter of Andrew and Leslie Gill... Full name is Morgan Rose Gill... Has two sisters, including a twin, Susan, who is the oldest of the two... Majoring in kinesiology with a pre-physical therapy emphasis.



Morgan Gill CAREER RESULTS

2020 (FRESHMAN)					
MEET	VAULT	BARS	BEAM	FLOOR	AA
@ Best of Utah Meet	---	---	---	9.175e	---
#20 Southern Utah	---	---	---	8.850e	---
UC Davis	---	---	---	9.575e	---
Average	---	---	---	---	---
NQS	---	---	---	---	---
Season High	---	---	---	---	---

CAREER HIGHS

VAULT

UNEVEN BARS

BALANCE BEAM

FLOOR EXERCISE

ALL-AROUND



Jessica **GUTIERREZ**

Sophomore | Monterrey, Mexico |
 Colegio San Patricio
 Club: Regio Club Gimnástico
 Major: Pre-Business
 Events: UB, BB, FX




HONORS: Women's Collegiate Gymnastics Association Scholastic All-American (2020).

2020 (FRESHMAN CAMPAIGN): Competed on bars in six of the nine meets during the season... Captured her only title of the season with a career-high 9.825 on bars against UC Davis (2/28)... Averaged 9.667 on bars... Earned Women's Collegiate Gymnastics Association Scholastic All-America honors.

CLUB/HIGH SCHOOL: Member of Regio Club Gimnástico for 16 years... Graduated from Colegio San Patricio in Monterrey, Mexico.

PERSONAL: Daughter of Gustavo Gutierrez and Iris Sepulveda... Has four sisters... Was a member of the Mexico National Team for three years... Majoring in pre-business.



Jessica Gutierrez **CAREER RESULTS**

2020 (FRESHMAN)					
MEET	VAULT	BARS	BEAM	FLOOR	AA
@ BYU Tri Meet	---	9.650	---	---	---
Boise State	---	9.650	---	---	---
#20 Southern Utah	---	9.800	---	---	---
@ Boise State Quad Meet	---	9.350	---	---	---
UC Davis	---	9.825	---	---	---
#17 BYU	---	9.725	---	---	---
Average	---	9.667	---	---	---
NQS	---	---	---	---	---
Season High	---	9.825	---	---	---

**CAREER
HIGHS**

VAULT

UNEVEN BARS
9.825

BALANCE BEAM

FLOOR EXERCISE

ALL-AROUND



Hadley **HAMAR**

Sophomore | Castle Rock, Colo. |
Douglas County HS
Club: Colorado Gymnastics Institute
Major: Computer Science
Events: VT, BB, FX



HONORS: Women's Collegiate Gymnastics Association Scholastic All-American (2020); Academic All-Mountain Rim Gymnastics Conference (2020); USU Whitesides Scholar-Athlete (2020).

2020 (FRESHMAN CAMPAIGN): Competed on floor in three meets, tallying a career-best 9.675 against UC Davis (2/28)... Earned Women's Collegiate Gymnastics Association Scholastic All-America, academic all-MRGC and USU Joe E. and Elma Whitesides Scholar-Athlete Award accolades.

CLUB/HIGH SCHOOL: Trained in the all-around under Vin Leira at the Colorado Gymnastics Institute in Aurora, Colo... Was the 2019 state champion on beam and in the all-around... Qualified for Junior Olympic National Championships in 2017, 2018 and 2019... State champion on floor in 2018... Helped club team capture level 10 state championships in 2017, 2018 and 2019... Member of the National Honor Society and an AP Scholar at Douglas County High School in Castle Rock, Colo., where she graduated 23rd in her class of 435... Earned an academic scholarship to Utah State.

PERSONAL: Daughter of Jeff and Pam Hamar... Full name is Hadley Rose Chun Hamar... Has a younger sister... Originally born in China... Majoring in computer science.



Hadley Hamar CAREER RESULTS

2020 (FRESHMAN)					
MEET	VAULT	BARS	BEAM	FLOOR	AA
@ Best of Utah Meet	---	---	---	9.125	---
@ BYU Tri Meet	---	---	---	8.950	---
@ Air Force	---	---	---	9.425e	---
UC Davis	---	---	9.775e	9.675	---
#17 BYU	---	---	8.850e	9.650e	---
Average	---	---	---	9.250	---
NQS	---	---	---	---	---
Season High	---	---	---	9.675	---

CAREER HIGHS

VAULT

UNEVEN BARS

BALANCE BEAM

FLOOR EXERCISE
9.675

ALL-AROUND



Tori LOOMIS

Sophomore | Corinth, Texas |
Texas Connections Academy
Club: Texas Dreams Gymnastics
Major: Biological Engineering
Events: AA



HONORS: Women's Collegiate Gymnastics Association Scholastic All-American (2020); Academic All-Mountain Rim Gymnastics Conference (2020); USU Whitesides Scholar-Athlete (2020).

2020 (FRESHMAN CAMPAIGN): Competed on beam during the first four meets of the season with her best finish coming at Air Force (1/25), where she placed ninth with a 9.500... Recorded a career-high score of 9.675 on beam in a tri meet against No. 5 UCLA and No. 15 BYU (1/18)... Also competed on floor in one meet... Earned Women's Collegiate Gymnastics Association Scholastic All-America, academic all-MRGC and USU Joe E. and Elma Whitesides Scholar-Athlete Award accolades.

CLUB/HIGH SCHOOL: Trained at Texas Dreams Gymnastics for the last three years under coach Alicia Goodwin-Browning... Experienced on all four events as a level-10 gymnast... A three-time Junior Olympic Nationals par-



ticipant... At the 2017 JOs, she helped her club team capture the bars title and finished 18th individually in the all-around... Captured the beam title at the 2015 Texas State Championships, where she also placed fourth in the all-around, fifth on floor and sixth on vault... At the 2017 Region 3 Championships, placed second on beam, fourth in the all-around and fifth on bars... Recorded career-best marks of 9.675 on vault, 9.550 on bars, 9.725 on beam, 9.675 on floor and 37.925 in the all-around... Graduated second in her class of 593 from the Texas Connections Academy in 2019... Member of the National Honor Society, and was on the Dean's List all four years of high school.

PERSONAL: Daughter of Jimmy and Karen Loomis... Full name is Victoria Brooke Loomis... Has two brothers... Majoring in biological engineering.



Tori Loomis CAREER RESULTS

2020 (FRESHMAN)					
MEET	VAULT	BARS	BEAM	FLOOR	AA
@ Best of Utah Meet	---	---	9.625	---	---
@ BYU Tri Meet	---	---	9.675	---	---
@ Air Force	---	9.750e	9.500	---	---
@ #23 Southern Utah	---	8.825	8.975	---	---
#20 Southern Utah	---	---	9.425e	---	---
@ Boise State Quad Meet	---	8.750e	---	---	---
UC Davis	---	9.000e	9.475e	---	---
Average	---	8.825	9.444	---	---
NQS	---	---	---	---	---
Season High	---	8.825	9.675	---	---

CAREER
HIGHS

VAULT

UNEVEN BARS
8.825

BALANCE BEAM
9.675

FLOOR EXERCISE

ALL-AROUND



Sofi SULLIVAN

Sophomore | Manhattan Beach, Calif. |
 San Juan Capistrano HS
Club: Azarian Gymnastics
Major: Law & Constitutional Studies
Events: AA



HONORS: Mountain Rim Gymnastics Conference Freshman of the Year (2020); MRGC Co-Beam Specialist of the Year (2020); First-Team All-MRGC: Beam (2020); MRGC Beam Specialist of the Week (1/19/20; 1/26/20; 2/23/20; 3/1/20).

SINGLE-SEASON RECORDS: Ranks second and 16th all-time in school history with single-season beam and vault averages of 9.883 and 9.779, both set in 2020... Captured eight titles in 2020, which is tied for the ninth-most in freshman class history.

SINGLE-MEET RECORDS: Set the school record with a 9.975 on beam at Air Force (1/25/20)... Also had a 9.925 on beam against UC Davis (2/28/20), which is tied for eighth all-time.

2020 (FRESHMAN CAMPAIGN): Named the Mountain Rim Gymnastics Conference Freshman of the Year as selected by the league's head coaches... Earned MRGC Co-Beam Specialist of the Year and first-team all-conference honors after tying for first in the league and tying for 27th nationally with a National Qualifying Score (NQS) of 9.895 on the event... Was a four-time MRGC Beam Specialist of the Week honoree... Notched eight titles on the season, which is tied for the ninth-most in freshman class history... Helped the Aggies lead the MRGC and rank 19th nationally on beam with an NQS of 49.105... Also helped the team average 49.039 on beam, which set the single-season school record... Captured her first-career beam title with a school-record 9.975 at Air Force (1/25/20), which also ranks second all-time in MRGC history... Averaged 9.883 on beam and 9.779 on vault to rank second and 16th, respectively, all-time in school history... Earned her first MRGC Beam Specialist of the Week accolade after tying for second on the event with a 9.900 in a tri meet against No. 5 UCLA and No. 15 BYU (1/18)... Garnered her second-consecutive MRGC Beam Specialist of the Week award following her stellar 9.975 at Air Force... Picked up her third MRGC Beam Specialist of the Week honor after tying for first on the event with a 9.950, which is tied for second all-time in school history, at the Boise State quad meet (2/21)... Notched her fourth and final MRGC Beam Specialist of the Week accolade after placing first on the event with a 9.925 against UC Davis (2/28)... Averaged 9.779 on vault, which ranks 16th all-time in single-season school history... Competed in the all-around in seven of the nine meets... Recorded a career-best score of 39.325 in the all-around two times during the season, once at Air Force and again at the Boise State quad meet... Placed in the top three a total of 18 times to lead the team... Also led the team with 332.225 points... Recorded a career-high score of 9.850 on vault at the Rio Tinto Best of Utah Meet (1/11) to tie for third... Notched a career-best 9.900 on bars and a 9.850 on floor against No. 17 BYU (3/6) to tie for first and tie for fourth, respectively... Ranked third in the MRGC, eighth in the region and 41st in the nation with an NQS of 39.120 in the all-around... Averaged 9.711 on bars, 9.714 on floor and 39.036 in the all-around.

CLUB/HIGH SCHOOL: Trained at Azarian Gymnastics for three years under Perry Davies... Competed in the all-around as a level-10 gymnast for six years... In her very first year as a level-10 gymnast, captured the beam and floor titles at the 2014 state championships, as well as placed third in the all-around... Captured the vault crown and placed second in the all-around at the 2018 California Grand Invitational, and placed fourth in the all-around at the California Classic... Finished third on beam and fifth in the all-around at the state championships, then went on to win the vault title, place second on beam, third on floor and fifth in the all-around at regionals... Placed fourth on floor and 17th in the all-around at the 2018 Junior Olympic Nationals... Finished first on beam and second in the all-around at the 2017 World Elite

Classic... Captured third place on beam at the state championships, as well as won beam and placed 14th in the all-around at the regional meet... Graduated from San Juan Capistrano High School.

PERSONAL: Daughter of Paul and Corina Sullivan... Majoring in law and constitutional studies.



Sofi Sullivan CAREER RESULTS

2020 (FRESHMAN)

MEET	VAULT	BAR	BEAM	FLOOR	AA
@ Best of Utah Meet	9.850	8.925	9.850	9.700	38.325
@ BYU Tri Meet	9.750	9.800	9.900	9.300	38.750
@ Air Force	9.775	9.775	9.975	9.800	39.325
@ #23 Southern Utah	---	9.850	9.825	9.700	---
Boise State	9.800	9.750	9.825	9.800	39.175
#20 Southern Utah	9.800	9.875	9.850	9.775	39.300
@ Boise State Quad Meet	9.800	9.800	9.950	9.775	39.325
UC Davis	9.675	9.725	9.925	9.725	39.050
#17 BYU	---	9.900	9.850	9.850	---
Average	9.779	9.711	9.883	9.714	39.036
NQS	9.785	9.820	9.895	9.770	39.120
Season High	9.850	9.900	9.975	9.850	39.325

CAREER HIGHS

VAULT
9.850

UNEVEN BARS
9.900


BALANCE BEAM
9.975

FLOOR EXERCISE
9.800

ALL-AROUND
39.325



Ariel **TOOMEY**
 Sophomore | Tacoma, Wash. | Wilson HS
Club: Cascade Elite Gymnastics West
Major: Pre-Business
Events: AA



HONORS: Women's Collegiate Gymnastics Association Scholastic All-American (2020); Academic All-Mountain Rim Gymnastics Conference (2020); USU Whitesides Scholar-Athlete (2020).

2020 (FRESHMAN CAMPAIGN): Competed as a floor specialist in all nine meets... Ranked 13th in the Mountain Rim Gymnastics Conference and tied for 36th in the North Central Region with a National Qualifying Score of 9.805 on floor... Averaged 9.792 on floor... Notched a career-best 9.850 on floor to tie for eighth at the Boise State quad meet (2/21)... Recorded a 9.800 on floor in her collegiate debut at the Rio Tinto Best of Utah Meet (1/11) to tie for 14th... Earned Women's Collegiate Gymnastics Association Scholastic All-America, academic all-MRGC and USU Joe E. and Elma Whitesides Scholar-Athlete Award accolades.

CLUB/HIGH SCHOOL: Trained at Cascade Elite Gymnastics West under the direction of Frank Lee... Experienced on all four events as a level-10 gymnast... Placed sixth on both beam and floor at the 2019 Junior Olympic National Championships... Was the state and regional floor champ in 2019... Placed second on beam, third in the all-around and sixth on floor at the 2017 Western Championships... Graduated from Wilson High School in Tacoma, Wash., where she earned the 2019 President's Education Award and was an Honor Cord recipient... Also earned the U.S. Army Reserve National Scholar/Athlete Award.

PERSONAL: Daughter of Chris and Cheri Toomey... Full name is Ariel Kathleen Toomey... Has one brother and one sister... Majoring in pre-business.



Ariel Toomey CAREER RESULTS

2020 (FRESHMAN) MEET	VAULT	BARS	BEAM	FLOOR	AA
@ Best of Utah Meet	---	---	---	9.800	---
@ BYU Tri Meet	---	---	---	9.750	---
@ Air Force	---	---	---	9.775	---
@ #23 Southern Utah	---	---	---	9.800	---
Boise State	---	---	---	9.725	---
#20 Southern Utah	---	---	---	9.825	---
@ Boise State Quad Meet	---	---	---	9.850	---
UC Davis	---	---	---	9.825	---
#17 BYU	---	---	---	9.775	---
Average	---	---	---	9.792	---
NQS	---	---	---	9.805	---
Season High	---	---	---	9.850	---

CAREER
HIGHS

VAULT

UNEVEN BARS

BALANCE BEAM

FLOOR EXERCISE

9.850

ALL-AROUND



Rebecca WELLS

Sophomore | Smyrna, Tenn. | Stewarts Creek HS
Club: Let It Shine Gymnastics
Major: Exploratory
Events: AA



SINGLE-SEASON RECORDS: Tied for 19th all-time in school history with a single-season floor average of 9.800 set in 2020.

2020 (FRESHMAN CAMPAIGN): Averaged 9.800 on floor, which is tied for 19th all-time in school history... Tied for 14th in the Mountain Rim Gymnastics Conference and tied for 31st in the North Central Region with a National Qualifying Score of 9.790 on vault... Recorded career-high scores of 9.850 on floor against Boise State (2/7) and No. 17 BYU (3/6), placing third and tying for fourth, respectively... Also had personal-best scores of 9.825 on vault to tie for sixth and 9.800 on beam to tie for fourth against BYU... Averaged 9.633 on vault.

CLUB/HIGH SCHOOL: Trained in the all-around under Matt Baker at Let It Shine Gymnastics in Franklin, Tenn... The level-10 gymnast placed ninth on beam and in the all-around at the 2019 Junior Olympic National Championships... Finished third on beam and in the all-around, and fifth on vault, at regionals... A two-time national qualifier and five-time level 10 regional qualifier... Was the 2017 state champion on beam... Took second on the event at the 2018 state championships... Placed second on beam, floor and in the all-around, and captured third place on bars at the 2019 state championships... Was third on beam and in the all-around at the 2019 region championships... Let It Shine Gymnastics tabbed the 2018 and 2019 Gym of the Year... Graduated from Stewarts Creek High School.

PERSONAL: Daughter of Sean and Danette Wells... Full name is Rebecca Addison Wells... Has one sister... Undecided on a college major.



Rebecca Wells CAREER RESULTS

2020 (FRESHMAN) MEET	VAULT	BARS	BEAM	FLOOR	AA
@ Best of Utah Meet	9.800	---	---	---	---
@ BYU Tri Meet	9.775	---	---	---	---
@ Air Force	9.675	---	---	---	---
@ #23 Southern Utah	8.500	---	---	9.650	---
Boise State	9.775	---	---	9.850	---
#20 Southern Utah	9.750	---	9.675e	9.825	---
@ Boise State Quad Meet	9.800	---	9.000e	9.825	---
UC Davis	9.800	---	9.775	9.800	---
#17 BYU	9.825	---	9.800	9.850	---
Average	9.663	---	9.788	9.800	---
NQS	9.790	---	---	9.805	---
Season High	9.825	---	9.800	9.850	---

CAREER HIGHS

VAULT
9.825

UNEVEN BARS

BALANCE BEAM
9.800

FLOOR EXERCISE
9.850

ALL-AROUND

Z
W
V
U
T
S
R
Q
P





**MIKELLE BALLARD | OLIVIA BLAKELY | BRIANNA BROOKS
LARA BURHANS | EVE JACKSON | ANGEL STUART**



MiKelle BALLARD

Freshman | Helena, Mont. | Capital HS
Club: Gym406
Major: Animal, Dairy & Vet Sciences
Events: UB, BB, FX




CLUB/HIGH SCHOOL: Trained for 10 years at Gym406 under coaches Denny Allen and Sharon Mozer... Experienced on all four events as a level-10 gymnast... State beam and floor champion in 2019, and vault champion in 2018... Club team was the level 8-10 state champion in 2018... Member of the National Honor Society... Capital HS valedictorian... Graduated first in her class of 362.

PERSONAL: One of three children of Randy and Sandra Ballard... Full name is MiKelle Kaylene Ballard... Has two brothers... Majoring in animal, dairy and vet sciences with a bio vet science emphasis.



Olivia BLAKELY

Freshman | Cumming, Ga. | West Forsyth HS
Club: Ultimate Gymnastics
Major: Biology
Events: VT, FX



CLUB/HIGH SCHOOL: Trained for six years at Ultimate Gymnastics in Duluth, Ga., under Sharon Kelly... Competed in the all-around as a level-10 gymnast... Was the 2019 state vault champion and 2019 regional bars champion... Also placed second on floor, vault and in the all-around at regionals... Eastern National bars champion and vault runner-up in 2019... Nominated for the 2018 Georgia Positive Athlete Award... Helped lead West Forsyth High School (Cumming, Ga.) to back-to-back-to-back state championships from 2017-19, and a pair of county championships in 2018 and 2019... Earned Gymnast of the Year and Best Attitude Award accolades... Member of the National Honor Society and National Science Honor Society at West Forsyth HS, where she graduated 46th in her class of 646... Earned a Dean's Scholarship to Utah State.

PERSONAL: One of three children of Stephen and Penny Blakely... Full name is Olivia Mae Blakely... Majoring in biology.





Brianna BROOKS

Freshman | Las Vegas, Nev. |
West Career & Technical Academy
Club: Desert Gymcats Gymnastics
Major: Kinesiology
Events: AA



CLUB/HIGH SCHOOL: Trained since 2008 at Desert Gymcats Gymnastics in Las Vegas, Nev., under Jordan Schwiker... Experienced on all four events as a level-10 gymnast... Qualified for the 2019 Junior Olympic National Championships... Placed third on bars at the 2019 Region 1 Championships... Placed third in the all-around (38.275), second on bars (9.650), fourth on beam (9.450), fifth on floor (9.425) and tied for second on vault (9.750) at the 2019 Nevada State Championships... Graduated from West Career & Technical Academy.

PERSONAL: Daughter of Justin and Leticia Brooks... Full name is Brianna Marie Brooks... Has one brother... Majoring in kinesiology with a pre-physical therapy emphasis.



Lara BURHANS

Freshman | Coppell, Texas | iUniversity Prep
Club: Texas Dreams Gymnastics
Major: Exploratory
Events: AA



CLUB/HIGH SCHOOL: Trained for four years at Texas Dreams Gymnastics in Coppell, Texas, under Kiki Parenteau... Experienced on all four events as a level-10 gymnast... Was a level 10 state and regional qualifier in 2019... Placed fifth in state in the all-around... In 2018, as a level-9 gymnast, was the state vault champion, regional beam champion and Western Nationals vault champion... Also placed fourth in the all-around at Western Nationals... Texas Dreams was named the Club of the Year in 2016... Graduated from iUniversity Prep.

PERSONAL: One of two children of Stan and Karen Burhans... Full name is Lara Nicole Burhans... Born in Munich, Germany... Undeclared on a college major.





Eve JACKSON

Freshman | Los Angeles, Calif. | Brentwood School
Club: Broadway Gymnastics School
Major: Pre-Business
Events: AA



CLUB/HIGH SCHOOL: Trained at Broadway Gymnastics School in Los Angeles, Calif... Placed first on vault at the 2019 California Grand Invitational, the New Orleans Jazz Invitational and the Fiesta Bowl... Began competing as a level-10 gymnast in 2018, where she placed 10th on vault at the SoCal State Championships and seventh on bars at the Region 1 Championships... In 2017, as a level-9 gymnast, captured gold on vault at the state championships, and won gold in the all-around and on vault, and silver on bars at the regional championships... She later captured silver on vault at the Western Championships... Graduated from Brentwood School in Los Angeles in 2020.

PERSONAL: Daughter of Byron and Beryle Jackson... Has two step-siblings... Her father played in the NFL, CFL and World League... Her uncle, DeSean Jackson, is a wide receiver for the Philadelphia Eagles... Majoring in pre-business.



Angel STUART

Freshman | Gilberts, Ill. | Hampshire HS
Club: Legacy Elite Gymnastics
Major: Exploratory
Events: AA



CLUB/HIGH SCHOOL: Trained at Legacy Elite Gymnastics in Aurora, Ill., during the 2019-20 season under the direction of Jiani Wu... Was the 2017 regional floor and all-around champion, while placing second on vault and beam... In 2018, she was the regional floor champion and placed third on vault, and in 2019, she finished 12th in the all-around... Graduated from Hampshire (Ill.) High School with a GPA of 3.31.

PERSONAL: Daughter of Eacliffe and Grace Stuart... Has two brothers... Full name is Angelica Rose Stuart... Undeclared on a college major.





CLOCKWISE FROM TOP: LARA BURHANI, BRIANNA BROOKS, MIKELLE BALLARD, OLIVIA BLAKELY, EVE JACKSON AND ANGEL STUART.



TOP (LEFT TO RIGHT): LEXI ARAGON, TORI LOOMIS, EMMA CORADE, MAIA FISHWICK, ARIEL TOOMEY AND SOFI SULLIVAN.
BOTTOM (LEFT TO RIGHT): HADLEY HAMAR, MORGAN GILL, REBECCA WELLS AND JESSICA GUTIERREZ.



2021

COACHES

COACHES



Amy
SMITH

HEAD COACH ⇒ FOURTH SEASON AT USU ⇒ UCLA, 2001



2020 MRGC COACH OF THE YEAR

▶ **AMY SMITH FILE**

Fourth Year at Utah State

▶ **COACHING HISTORY**

2017-Present: Utah State
Head Coach

2014-17: North Carolina
Assistant Head Coach

2012-13: North Carolina
Assistant Coach

2011-12: UCLA
Assistant Coach

2007-11: Missouri
Assistant Coach

2003-06: Florida
Choreographer

2003-05: Kentucky
Choreographer

1997-98: UCLA
Undergraduate Assistant Coach

▶ **COLLEGIATE HONORS**
UCLA

⇒ Floor First-Team All-American (1995, 1997).

⇒ Vault First-Team All-American (1997).

⇒ 1997 Pac-10 floor exercise champ.

⇒ 1997 West Region vault champ.

⇒ 1996 West Region floor champ.

⇒ Co-captain in 1996 and 1997.

⇒ Helped UCLA capture national championship in 1997 and a runner-up finish in 1996.

OKLAHOMA

⇒ 1994 NIT vault champion.

⇒ 1994 NIT floor champion.

⇒ 1994 Big Eight vault champion.

▶ **COLLEGE EDUCATION**
UCLA

⇒ B.A., English, 2001

Amy Smith is in her fourth season at the helm of the Utah State gymnastics program. She was introduced as just the fourth head coach in the history of the program on July 17, 2017.

In 2020, Smith was named the Mountain Rim Gymnastics Conference Coach of the Year by her peers after leading the Aggies to a 7-6-1 overall record, marking the first time since 1999 that they ended the season with a winning record.

Smith coached the Mountain Rim Gymnastics Conference Gymnast of the Year in Autumn DeHarde and MRGC Freshman of the Year in Sofi Sullivan. DeHarde also earned MRGC Co-Beam and Co-Floor Specialist of the Year accolades, and was named to the first team on both events. Sullivan shared the MRGC Co-Beam Specialist of the Year award with DeHarde, and also earned first-team honors on the event, as well as a first-team citation in the all-around.

Under Smith's tutelage, Leighton Varnadore earned second-team honors on vault and in the all-around.

Before the season was cut short due to the COVID-19 outbreak, the Aggies were ranked 29th in the nation with a National Qualifying Score (NQS) of 195.915 – the highest in school history – and were poised to advance to the NCAA Regional Championships for the first time since 2017.

Utah State defeated every MRGC rival in 2020, snapping a 22-meet losing streak to Boise State (dating back to 2012), a nine-meet losing streak to BYU (dating back to 2017) and a five-meet losing streak to Southern Utah (dating back to 2018). USU also went undefeated (4-0) at home for just the second time in school history, joining the 1978 (8-0) team.

The Aggies led the MRGC and ranked 19th nationally on beam with a 49.105 NQS. USU recorded the best beam score in school history with a 49.575 at the Boise State quad meet.

Utah State averaged 49.039 on beam, which set the single-season school record. The Aggies averaged 48.875 on vault (third all-time in single-season school history), 48.756 on bars (tied for sixth) and 48.992 on floor (fifth).

USU recorded the second- (196.800), fourth- (196.600) and fifth-best (196.525) team scores in school history in 2020, and the 196.600 against No. 17 BYU and the 196.525 against No. 20 Southern Utah are the second- and third-best home scores in school history. The 196.800 at the Boise State quad meet ranks second all-time for an away meet.

DeHarde averaged 9.889 on beam, which ranks first all-time in single-season school history. She tied for first in the MRGC and tied for 27th in the nation with a 9.895 NQS on beam. DeHarde had a career-high 9.950 on

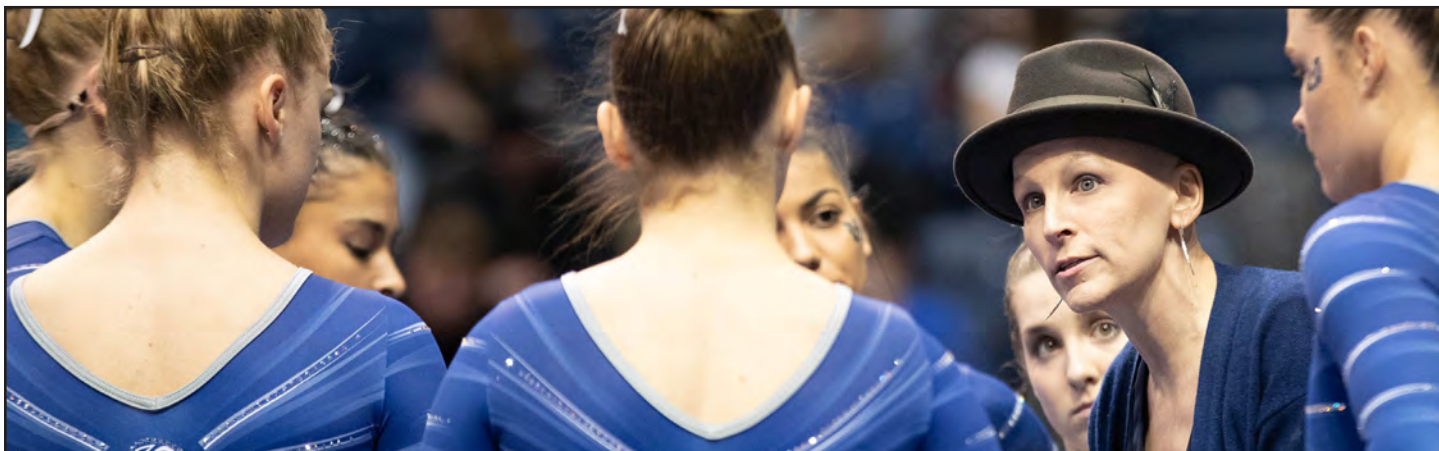


beam, which is tied for second all-time in school history, at the Boise State quad meet.

Furthermore, DeHarde tied for first in the MRGC and tied for 43rd nationally with a 9.895 NQS on floor. She averaged 9.883 on the event, which ranks second all-time in single-season school history. The native of Sussex, Wis., recorded a career-high 9.950 on floor against BYU, which is tied for third all-time in school history.

Sullivan tied for first in the MRGC and tied for 27th in the nation with her 9.895 NQS on beam. She captured her first-career beam title with a school-record 9.975 at Air Force, which also ranks second all-time in MRGC history. The native of Manhattan Beach, Calif., also had a 9.950 on beam, which is tied for second all-time in school history, at the Boise State quad meet. Sullivan averaged 9.883 on beam, which ranks second all-time in single-season school history.

Eleven Aggies received Scholastic All-America Award accolades from the Women's Collegiate Gymnastics Association (WCGA) following the 2020 season. Lexi Aragon, Emma Cobabe, Taylor Dittmar, Morgan Gill, Jessica Gutierrez, Hadley Hamar, Tori Loomis, Mikaela Meyer, Ariel Toomey, Varnadore and Logan Varnadore were all



honored by the WCGA for carrying a 3.5 or higher GPA during the school year. Those 11 student-athletes were also part of 12 gymnasts who received MRGC academic all-league honors.

In 2019, Smith coached Madison Ward-Sessions to WCGA second-team regular-season All-American honors on floor. Ward-Sessions became the first gymnast in Utah State history to ever garner All-American accolades during the regular season. Furthermore, she was the first Aggie to be named an All-American since Jodi Mabb in 1981.

Ward-Sessions capped her stellar Utah State career by competing at the NCAA Regional Championships, where she placed third on floor with a 9.925 and 13th in the all-around with a 38.425. Her 9.925 on floor ranks first all-time in school history for a regional meet and her third-place finish is the best-ever by an Aggie on the event at the regional championships.

During the 2019 campaign, Ward-Sessions averaged 9.906 on floor, which ranks first all-time in single-season school history. She is the first Utah State gymnast to ever average 9.900 or better.

Three Aggies qualified for the 2019 NCAA Regional Championships in Ward-Sessions (all-around, floor), MaKayla Bullitt (bars) and DeHarde (beam, floor). On top of that, Ward-Sessions earned first-team all-Mountain Rim Gymnastics Conference honors on floor and second-team all-league accolades on vault and in the all-around. DeHarde garnered second-team all-MRGC honors on floor and Leighton Varnadore earned second-team all-league honors in the all-around.

Eight Aggies received Scholastic All-America Award accolades from the WCGA following the 2019 campaign, including Leighton Varnadore, Dittmar, Caitlin Gray, Meyer, Maya Perez-Lugones, Logan Varnadore and Glory Yoakum. Those eight Aggies were also part of 13 gymnasts who received MRGC academic all-league honors.

In her first season at the helm, Smith guided the Aggies to a 9-11 overall record, including 3-2 at home and 2-4 in the Mountain Rim Gymnastics Conference. Utah State placed third at the MRGC Championships with a team score of 195.825.

Under Smith's tutelage, five Aggies competed at the NCAA Regional Championships in Minneapolis, Minn. Those five – Ward-Sessions, Emily Briones, Brittany Jeppesen, DeHarde and Meyer – went a perfect 7-for-7 on their routines.

The Aggies also got it done in the classroom under Smith as five gymnasts – Briones, Maddie McIntyre, Kiera Miller, Dittmar and Leighton Varnadore – received Scholastic All-America Awards from the WCGA for carrying a 3.5 or higher GPA during the school year. Those five Aggies were also part of 13 gymnasts who received MRGC academic all-league honors.



Before making her way to Logan, Smith spent the previous five seasons at North Carolina. She was promoted to associate head coach in 2014.

During her time at North Carolina, Smith played an instrumental role in developing some of the Tar Heels' top all-arounders in recent memory. Elizabeth Durkac was named the 2013 East Atlantic Gymnastics League co-Gymnast of the Year and Haley Watts was tabbed the 2015 EAGL Senior of the Year.

Smith capped her tenure at UNC by being tabbed the 2017 EAGL Assistant Coach of the Year, while Morgan Lane and Khazia Hislop were tabbed the conference's Gymnast of the Year and Rookie of the Year, respectively.

Prior to North Carolina, Smith spent the 2011-12 season on the coaching staff at UCLA, where she began her coaching career in 1998 as an undergraduate assistant coach under the guidance of head coach Valorie Kondos Field.

Upon her return to UCLA, Smith helped coach the Bruins to a third consecutive top-three finish at the 2012 NCAA Championships.

Smith was an assistant coach at Missouri from 2007-11 and helped guide the Tigers to their first-ever NCAA Championship appearance in 2010. As the team choreographer and balance beam coach, she helped Sarah Shire earn a runner-up finish on floor at the 2010 NCAA Championships

and the 2009 Big 12 beam title. Additionally, Adrienne Perry won two consecutive Big 12 floor titles in 2008 and 2009 under Smith's tutelage.

From 2003-06, Smith was a volunteer assistant coach at Florida, where she became an established choreographer, specializing in floor exercise. During her time with the Gators, Smith choreographed routines for six All-Americans.

Furthermore, Smith served as Kentucky's choreographer from 2003-05.


A 2001 UCLA graduate, Smith helped propel the Bruins to a national championship in 1997. She earned first-team All-American honors on both vault and floor in 1997, and also captured a Pac-10 Conference title on floor and an NCAA West Regional title on vault. Smith was a team captain in both 1996 and 1997.

Smith spent her first year of collegiate gymnastics at Oklahoma, where she won the Big Eight vault championship, and the vault and floor championships at the 1994 National Invitational Tournament.

At the conclusion of her collegiate career, Smith went on to start her professional career in coaching and choreography, and developed a reputation as a choreographer while coaching camps.

After acting as an undergraduate coach for UCLA from 1997-98, Smith earned her bachelor of arts with a major in English in 2001.





Erik LEWIS

- ⇒ Associate Head Coach
- ⇒ Third Season at Utah State
- ⇒ AU at Montgomery, 2013



Erik Lewis, who is in his third year overall at Utah State, is in his first season as an associate head coach for the Aggies. He is the head bars coach and also assists on floor.

During the 2020 campaign, Lewis helped coach the Mountain Rim Gymnastics Conference Gymnast of the Year (Autumn DeHarde) and MRGC Freshman of the Year (Sofi Sullivan). DeHarde also earned MRGC Co-Beam and Co-Floor Specialist of the Year accolades, and was named to the first team on both events. Sullivan shared the MRGC Co-Beam Specialist of the Year award with DeHarde, and also earned first-team honors on the event.

DeHarde averaged 9.883 on floor, which ranks second all-time in single-season school history. She had a career-high 9.950 on the event against No. 17 BYU (3/6), which is tied for third all-time in school history, and also had a 9.925 against No. 20 Southern Utah (2/14), which is tied for 17th all-time in school history.

Lewis also coached Leighton Varnadore, who averaged 9.839 on floor, which is tied for 10th all-time in single-season school history. Varnadore, a second-team MRGC honoree on vault, tied for eighth in the MRGC with a National Qualifying Score of 9.855 on floor. She had a career-high 39.350 in the all-around, which is tied for 17th all-time in school history, at the Boise State quad meet (2/21).

Under Lewis' guidance in 2020, Grace Rojas averaged 9.800 on bars, which is tied for third all-time in school history. Rojas ranked 10th in the MRGC with a National Qualifying Score of 9.825 on bars.

Utah State averaged 48.756 on bars, which is tied for sixth all-time in single-season school history, and averaged 48.992 on floor, which ranks fifth all-time in single-season school history.

The Aggies finished the 2020 campaign with a 7-6-1 overall record, marking the first time since 1999 that the Aggies ended the season with a winning record. Furthermore, Utah State went undefeated (4-0) at home for just the second time in school history, joining the 1978 (8-0) team.

The Aggies recorded the second-, fourth- and fifth-best team scores in all-time school history with a 196.800 at the Boise State quad meet (2/21), a 196.600 against BYU and a 196.525 against Southern Utah (2/14).

In the home meet against BYU, Utah State had a 49.275 on bars, which is tied for seventh all-time in school history.

In 2019, Lewis helped coach two gymnasts that qualified for the NCAA Regional Championships in senior All-American Madison Ward-Sessions (all-around, floor) and junior MaKayla Bullitt (bars). Ward-Sessions placed 13th in the all-around (38.425).

Lewis also coached Varnadore, who garnered second-team all-MRGC honors in the all-around, as did Ward-Sessions. Bullitt tied for third on the team with a pair of event titles – both on bars – and her Regional Qualifying Score (RQS) of 9.845 tied for 93rd nationally.

The Aggies averaged 48.885 on bars in 2019, which ranks third all-time in school history. Ward-Sessions averaged 9.792 on the event, which is fifth all-time in single-season school history.

Lewis came to Utah State after spending the previous year as the program director for Roswell Gymnastics in Roswell, Ga. Not only did Lewis coach level 5-10 men's and women's teams, and NCAA gymnasts, he also developed budgets and allocated funds, led recruiting efforts, and planned and directed meets hosted by Roswell Gymnastics.

During his time at Roswell Gymnastics, Lewis oversaw a \$266,000 athletic financial fund, created pre-team and team lesson plans, created and managed rotations for all events, supervised preschool and recreational classes, and managed enrollment for recreational programs.

Prior to working at Roswell Gymnastics, Lewis spent three years (2014-17) in a similar role as the program director at Armory Athletics in Montgomery, Ala. While there, he was in charge of roughly 32 optional level athletes. Lewis qualified 11 gymnasts to the Junior Olympic National Championships, where those athletes earned eight national medals.

Lewis graduated from Auburn University at Montgomery in 2013 with a bachelor's degree in biology. With that degree, he has done substantial course work in areas focusing on the human body, which has enabled Lewis to apply that knowledge to his athletes' performance and longevity.

/// THE LEWIS FILE ///

COACHING EXPERIENCE

2021- Utah State - Associate Head Coach
 2019-20 Utah State - Assistant Coach

EDUCATION

2013 Auburn University at Montgomery - Biology





Amanda WELICK

- ⇒ Assistant Coach
- ⇒ Second Season at Utah State
- ⇒ Arkansas, 2017



Amanda Wellick is in her second season as an assistant coach at Utah State. She is the primary coach on vault and co-coach on bars.

In her first season with the Aggies, Wellick helped coach the Mountain Rim Gymnastics Conference Gymnast of the Year (Autumn DeHarde) and MRGC Freshman of the Year (Sofi Sullivan). DeHarde also earned MRGC Co-Beam and Co-Floor Specialist of the Year accolades, and was named to the first team on both events. Sullivan shared the MRGC Co-Beam Specialist of the Year award with DeHarde, and also earned first-team honors on the event.

Wellick also coached Leighton Varnadore, who earned second-team MRGC honors on vault in 2020. Utah State averaged 48.875 on vault, which ranks third all-time in single-season school history, and averaged 48.756 on bars, which is tied for sixth all-time in single-season school history.

The Aggies finished the 2020 campaign with a 7-6-1 overall record, marking the first time since 1999 that the Aggies ended the season with a winning record. Furthermore, Utah State went undefeated (4-0) at home for just the second time in school history, joining the 1978 (8-0) team.

The Aggies recorded the second-, fourth- and fifth-best team scores in all-time school history with a 196.800 at the Boise State quad meet (2/21), a 196.600 against No. 17 BYU (3/6) and a 196.525 against No. 20 Southern Utah (2/14).

USU's 196.800 at the Boise State quad ranks second all-time for an away meet. The Aggies recorded a 49.175 on vault at the meet, which is tied for fourth all-time in school history.

Utah State notched a 49.100 on vault against BYU, which is tied for seventh all-time in school history, and a 49.275 on bars, which is tied for seventh all-time in school history.

Prior to joining Utah State, Wellick served as a graduate assistant/manager during the 2018-19 campaign at her alma mater, Arkansas.

Wellick was a standout gymnast at Arkansas. She ended her stellar career by leading the Razorbacks to a 10th-place finish at the NCAA Gymnastics Championships as a senior in 2018. Wellick recorded a 39.400 in the all-around and a 9.8875 on bars to garner second-team All-American honors – two of five All-American citations she received during her time with the Gymbacks.

The native of Wheaton, Ill., was making her first appearance at the NCAA Championships with the team in 2018, as she qualified as an individual all-arounder in 2014 and 2016. Wellick was the first Arkansas freshman all-arounder to ever make the NCAA Championships.

Wellick earned SEC Freshman of the Year honors in 2014, becoming the first Gymback to ever be named as such. She also earned all-SEC accolades a total of five times (twice on vault and once each on bars, floor and in the all-around).

In 2017, Wellick was one of six Arkansas student-athletes to be named a Red Tie Honoree, which recognizes outstanding community service and academic achievements. That same year, she received the Samantha Cortez Leadership Award. She also received Arkansas gymnastics' Most Outstanding Award in 2015 and 2016.

While at Arkansas, Wellick, who ended her career with 33 total titles, competed against Utah State during the 2016 season and led the 11th-ranked Razorbacks to a 196.775-194.825 victory over the Aggies. Wellick tied for first on vault (9.825), tied for fourth on bars (9.800), captured the beam title (9.900), tied for fourth on floor (9.825) and won the all-around (39.350).

Prior to Arkansas, Wellick competed for Legacy Elite Gymnastics (Carol Stream, Ill.), where she also coached in the summer of 2018. Legacy Elite was ranked the No. 1 club gym in 2018. Wellick has also been working at Hopes and Dreams (Springdale, Ark.), which had two Junior Olympic National qualifiers and an elite gymnast.

In the classroom, Wellick was a three-time academic All-American and two-time SEC Academic Honor Roll recipient. She graduated from Arkansas with a bachelor's degree in business administration (marketing) in 2017, then earned her master's degree in recreation and sport management in 2019.

/// THE WELICK FILE ///

COACHING EXPERIENCE

2020- Utah State - Assistant Coach

EDUCATION

2017 Arkansas - Marketing (bachelor's degree)

2019 Arkansas - Recreation & Sports Management (master's degree)

STUDENT-ATHLETE EXPERIENCE

2014-17 Arkansas





Gracie **KRAMER**

- ⇒ Volunteer Assistant Coach
- ⇒ First Season at Utah State
- ⇒ UCLA, 2020



Gracie Kramer is in her first season as a volunteer assistant coach for Utah State.

Kramer comes to Logan after spending the past four seasons competing in gymnastics for the UCLA Bruins, where she helped the team capture a national championship in 2018. The native of San Clemente, Calif., was also tabbed a 2019 and 2020 first-team All-American on floor, to go along with being named a two-time Pac-12 honorable mention all-academic selection and two-time all-Pac-12 honoree on floor.

As a senior in 2020, Kramer was UCLA's top-ranked performer on floor as she was ranked No. 3 nationally. She recorded a perfect 10 on floor against Washington on Jan. 31, and averaged a team-high 9.938 on the event during the season. She placed first on floor in five meets and her last six floor routines

went 9.9 or higher.

Additionally, Kramer was a staple in the Bruins' vault lineup, competing in every meet and scoring a career-high 9.950 in the final meet of the season.

Kramer graduated from UCLA in June of 2020 with a degree in sociology. The daughter of Warren and Lorraine Kramer was named to the UCLA Athletic Director's Honor Roll a total of 10 quarters (minimum GPA of 3.0 and 12 credits).

Born into a surfing family, Kramer learned how to surf at a very young age and enjoys going to the beach with friends and playing beach volleyball with her younger brother and father.

/// THE KRAMER FILE ///

COACHING EXPERIENCE

2021- Utah State - Volunteer Assistant Coach

EDUCATION

2020 UCLA - Marketing (bachelor's degree)

STUDENT-ATHLETE EXPERIENCE

2017-20 UCLA

UTAH STATE GYMNASTICS SUPPORT STAFF



Amy Crosbie
Exec. Associate AD/SWA
Second Year at USU



Katie Dennison
Athletic Trainer
Second Year at USU



Wade Denniston
Media Relations
Sixth Year at USU



Jamie Fuse
Strength & Conditioning
Third Year at USU



Jeremiah Sievers
Academic Coordinator
Second Year at USU



Madi Tueller
Manager
Second Year at USU





2020

IN REVIEW

IN REVIEW

2020 TEAM RESULTS (7-6-1 Overall, 3-4-1 MRGC)

DATE	MEET	Vault	Bars	Beam	Floor	TOTAL	RESULT
1/11	RIO TINTO BEST OF UTAH MEET						
	Utah State	48.975	47.650	48.625	48.900	194.150	4th
	#5 Utah	49.175	49.225	49.275	49.325	197.000	L, 1st
	#23 BYU	49.200	48.700	48.475	49.200	195.575	L, 2nd
	Southern Utah	49.050	49.250	48.150	48.200	194.650	L, 3rd
1/18	TRI MEET AT BYU						
	Utah State	48.825	48.725	48.850	48.350	194.750	3rd
	#5 UCLA	49.100	49.525	49.375	49.425	197.425	L, 1st
	#15 BYU	48.800	48.850	49.025	49.200	195.875	L, 2nd
1/25	DUAL MEET AT AIR FORCE						
	Utah State	48.725	48.725	49.200	48.900	195.550	1st
	Air Force	48.475	47.600	47.475	48.425	192.375	W, 2nd
1/31	DUAL MEET AT SOUTHERN UTAH						
	Utah State	48.300	48.950	49.125	48.800	195.175	2nd
	#23 Southern Utah	49.225	48.925	48.800	48.925	195.875	L, 1st
2/7	DUAL MEET AT USU						
	Utah State	48.825	48.775	48.775	49.300	195.675	1st
	Boise State	48.850	48.275	47.750	48.975	193.850	W, 2nd
2/14	DUAL MEET AT USU						
	Utah State	49.000	49.100	49.100	49.325	196.525	1st
	#20 Southern Utah	49.125	49.125	48.950	49.250	196.450	W, 2nd
2/21	QUAD MEET AT BOISE STATE						
	Utah State	49.175	48.825	49.575	49.225	196.800	T-1st
	Boise State	49.150	49.225	49.025	49.400	196.800	T, 1st
	UC Davis	48.975	48.775	49.200	48.900	195.850	W, 3rd
	Sacramento State	47.700	47.500	48.875	48.625	192.700	W, 4th
2/28	DUAL MEET AT USU						
	Utah State	48.950	48.775	49.100	48.900	195.725	1st
	UC Davis	48.825	48.525	48.125	48.225	193.700	W, 2nd
3/6	DUAL MEET AT USU						
	Utah State	49.100	49.275	49.000	49.225	196.600	1st
	#17 BYU	49.300	49.050	48.750	49.350	196.450	W, 2nd
3/13	DUAL MEET AT UTAH (CANCELED DUE TO COVID-19 PANDEMIC)						
	Utah State	---	---	---	---	---	---
	#4 Utah	---	---	---	---	---	---
3/21	MRGC CHAMPIONSHIPS AT BYU (CANCELED DUE TO COVID-19 PANDEMIC)						
	Utah State	---	---	---	---	---	---
	Boise State	---	---	---	---	---	---
	Southern Utah	---	---	---	---	---	---
	BYU	---	---	---	---	---	---

SEASON HIGH		Vault	Bars	Beam	Floor	TOTAL
	Utah State	49.175	49.275	49.575	49.325	196.800
	Opponent	49.300	49.525	49.375	49.425	197.425

2020 INDIVIDUAL TITLES

Autumn DeHarde (10)		
EVENT	SCORE	MEET
BB	9.875	at Southern Utah, 1/31
BB	9.850	vs. Boise State, 2/7
BB	9.925	vs. Southern Utah, 2/14
BB	9.950	at Boise State Quad, 2/21
BB	9.875	vs. BYU, 3/6
FX	9.925	vs. Boise State, 2/7
FX	9.925	vs. Southern Utah, 2/14
FX	9.875	vs. UC Davis
FX	9.950	vs. BYU, 3/6
VT	9.850	vs. UC Davis, 2/28

Sofi Sullivan (8)		
EVENT	SCORE	MEET
UB	9.875	vs. Southern Utah, 2/14
UB	9.900	vs. BYU, 3/6
BB	9.975	at Air Force, 1/25
BB	9.950	at Boise State Quad, 2/21
BB	9.925	vs. UC Davis, 2/28
AA	39.325	at Air Force, 1/25
AA	39.300	vs. Southern Utah, 2/14
AA	39.050	vs. UC Davis, 2/28

Leighton Varnadore (5)		
EVENT	SCORE	MEET
AA	39.075	at Southern Utah, 1/31
AA	39.200	vs. Boise State, 2/7
AA	39.350	at Boise State Quad, 2/21
VT	9.875	at Boise State Quad, 2/21
FX	9.900	at Boise State Quad, 2/21

Brittany Jeppesen (2)		
EVENT	SCORE	MEET
UB	9.850	vs. Boise State, 2/7
UB	9.900	vs. BYU, 3/6

Jessica Gutierrez (1)		
EVENT	SCORE	MEET
UB	9.825	vs. UC Davis, 2/28

Mikaela Meyer (1)		
EVENT	SCORE	MEET
VT	9.875	at Boise State Quad, 2/21

2020 TOP 3 INDIVIDUAL FINISH TOTALS BY GYMNAST

GYMNAST	VT	UB	BB	FX	AA	TOTAL
Sullivan	2	5	7	1	3	18
DeHarde	1	1	8	7	--	17
Le. Varnadore	5	--	--	3	3	11
Jeppesen	--	5	--	--	--	5
Meyer	3	--	--	1	--	4
Fishwick	--	3	--	--	--	3
Bayles	--	--	2	--	--	2
Rojas	--	2	--	--	--	2
Wells	1	--	--	1	--	2
Dittmar	--	--	1	--	--	1
Gutierrez	--	1	--	--	--	1
Toomey	--	--	--	1	--	1
TOTAL	12	17	18	14	6	67



2020 GYMNAST SUPERLATIVES (Top 10)

Score Gymnast Meet

VAULT

- 9.875 ...Mikaela Meyer at BSU Quad (2/21)
9.875 ...Le. Varnadore at BSU Quad (2/21)
- 9.850 ...Le. Varnadore (2x) vs. BSU (2/7)
9.850 ...Mikaela Meyer vs. BYU (3/6)
9.850 ...A. DeHarde vs. UC Davis (2/28)
9.850 ...Sofi Sullivan at Best of Utah (1/11)
- 9.825 ...Grace Rojas (2x) vs. BYU (3/6)
9.825 ...Le. Varnadore (2x) vs. SUU (2/14)
9.825 ...Rebecca Wells vs. BYU (3/6)
9.825 ...Mikaela Meyer vs. SUU (2/14)

BARS

- 9.900 ...Brittany Jeppesen vs. BYU (3/6)
9.900 ...Sofi Sullivan vs. BYU (3/6)
- 9.875 ...Sofi Sullivan vs. SUU (2/14)
9.875 ...Maia Fishwick at Best of Utah (1/11)
- 9.850 ...Brittany Jeppesen (2x) vs. BSU (2/7)
9.850 ...Grace Rojas vs. BYU (3/6)
9.850 ...Maia Fishwick vs. SUU (2/14)
9.850 ...Sofi Sullivan at SUU (1/31)
- 9.825 ...G. Rojas (5x) at BSU Quad (2/21)
9.825 ...Maia Fishwick vs. BYU (3/6)
9.825 ...J. Gutierrez vs. UC Davis (2/28)
9.825 ...B. Jeppesen at BSU Quad (2/21)

BEAM

- 9.975 ...Sofi Sullivan at Air Force (1/25)
- 9.950 ...A. DeHarde at BSU Quad (2/21)
9.950 ...Sofi Sullivan at BSU Quad (2/21)
- 9.925 ...Sofi Sullivan vs. UC Davis (2/28)
9.925 ...Taylor Dittmar at BSU Quad (2/21)
9.925 ...Autumn DeHarde vs. SUU (2/14)
- 9.900 ...A. DeHarde (2x) at Air Force (1/25)
9.900 ...Sofi Sullivan at BYU/UCLA (1/18)
- 9.875 ...A. DeHarde (2x) at SUU (1/31)
9.875 ...Carley Bayles at BSU Quad (2/21)
9.875 ...Le. Varnadore at BSU Quad (2/21)

FLOOR

- 9.925 ...A. DeHarde (2x) vs. SUU (2/14)
- 9.900 ...Leighton Varnadore vs. BSU (2/7)
- 9.875 ...A. DeHarde (3x) vs. BYU (3/6)
9.875 ...Mikaela Meyer vs. SUU (2/14)
9.875 ...Leighton Varnadore vs. SUU (2/14)
- 9.850 ...A. DeHarde (2x) at SUU (1/31)
9.850 ...Le. Varnadore (2x) at BYU/UCLA (1/18)
9.850 ...Sofi Sullivan vs. BYU (3/6)
9.850 ...Rebecca Wells vs. Boise State (2/7)

ALL-AROUND

- 39.350 ...Le. Varnadore at BSU Quad (2/21)
- 39.325 ...Sofi Sullivan at BSU Quad (2/21)
39.325 ...Sofi Sullivan at Air Force (1/25)
- 39.300 ...Sofi Sullivan vs. SUU (2/14)
- 39.200 ...Leighton Varnadore vs. SUU (2/14)
39.200 ...Leighton Varnadore vs. BSU (2/7)
- 39.175 ...Sofi Sullivan vs. Boise State (2/7)
- 39.075 ...Leighton Varnadore at SUU (1/31)
39.075 ...Le. Varnadore at BYU/UCLA (1/18)
- 39.050 ...Sofi Sullivan vs. UC Davis (2/28)

UTAH STATE

2020 AGGIE LINEUPS

VAULT

DATE	OPPONENT	1	2	3	4	5	6
1/11	at Best of Utah	Rojas	DeHarde	Meyer	Sullivan	Wells	Le. Varnadore
1/18	at BYU/UCLA	Rojas	DeHarde	Meyer	Sullivan	Wells	Le. Varnadore
1/25	at Air Force	Rojas	DeHarde	Meyer	Sullivan	Wells	Le. Varnadore
1/31	at Southern Utah	Rojas	DeHarde	Meyer	Wells	Le. Varnadore	Fishwick
2/7	Boise State	Rojas	DeHarde	Meyer	Wells	Sullivan	Le. Varnadore
2/14	Southern Utah	Rojas	Meyer	DeHarde	Sullivan	Wells	Le. Varnadore
2/21	at BSU Quad Meet	Rojas	Meyer	DeHarde	Sullivan	Wells	Le. Varnadore
2/28	UC Davis	Rojas	Meyer	DeHarde	Sullivan	Wells	Golison
3/6	BYU	Rojas	Meyer	DeHarde	Wells	Le. Varnadore	Golison

BARS

DATE	OPPONENT	1	2	3	4	5	6
1/11	at Best of Utah	Le. Varnadore	Beck	Sullivan	Fishwick	Rojas	Jeppesen
1/18	at BYU/UCLA	Le. Varnadore	Gutierrez	Sullivan	Fishwick	Rojas	Jeppesen
1/25	at Air Force	Le. Varnadore	Beck	Sullivan	Fishwick	Rojas	Jeppesen
1/31	at Southern Utah	Le. Varnadore	Loomis	Sullivan	Fishwick	Rojas	Jeppesen
2/7	Boise State	Le. Varnadore	Gutierrez	Sullivan	Fishwick	Rojas	Jeppesen
2/14	Southern Utah	Le. Varnadore	Gutierrez	Sullivan	Rojas	Jeppesen	Fishwick
2/21	at BSU Quad Meet	Le. Varnadore	Gutierrez	Sullivan	Rojas	Jeppesen	Fishwick
2/28	UC Davis	Gutierrez	Fishwick	Sullivan	Rojas	Jeppesen	Aragon
3/6	BYU	Gutierrez	Fishwick	Sullivan	Rojas	Jeppesen	Le. Varnadore

BEAM

DATE	OPPONENT	1	2	3	4	5	6
1/11	at Best of Utah	Le. Varnadore	Rojas	Dittmar	Loomis	DeHarde	Sullivan
1/18	at BYU/UCLA	Le. Varnadore	Rojas	Dittmar	Loomis	DeHarde	Sullivan
1/25	at Air Force	Le. Varnadore	Bayles	Dittmar	Loomis	DeHarde	Sullivan
1/31	at Southern Utah	Le. Varnadore	Bayles	Dittmar	Loomis	DeHarde	Sullivan
2/7	Boise State	Le. Varnadore	Bayles	Dittmar	Rojas	DeHarde	Sullivan
2/14	Southern Utah	Le. Varnadore	Bayles	Dittmar	Fishwick	DeHarde	Sullivan
2/21	at BSU Quad Meet	Le. Varnadore	Bayles	Dittmar	Fishwick	DeHarde	Sullivan
2/28	UC Davis	Fishwick	Bayles	Dittmar	Wells	DeHarde	Sullivan
3/6	BYU	Le. Varnadore	Bayles	Dittmar	Wells	DeHarde	Sullivan

FLOOR

DATE	OPPONENT	1	2	3	4	5	6
1/11	at Best of Utah	Toomey	Sullivan	Golison	Hamar	DeHarde	Le. Varnadore
1/18	at BYU/UCLA	Toomey	Sullivan	Golison	Hamar	DeHarde	Le. Varnadore
1/25	at Air Force	Toomey	Sullivan	Golison	DeHarde	Le. Varnadore	Meyer
1/31	at Southern Utah	Toomey	Sullivan	Wells	DeHarde	Le. Varnadore	Meyer
2/7	Boise State	Toomey	Sullivan	Wells	DeHarde	Le. Varnadore	Meyer
2/14	Southern Utah	Toomey	Sullivan	Wells	Meyer	Le. Varnadore	DeHarde
2/21	at BSU Quad Meet	Toomey	Sullivan	Wells	Meyer	Le. Varnadore	DeHarde
2/28	UC Davis	Toomey	Sullivan	Wells	Meyer	DeHarde	Hamar
3/6	BYU	Toomey	Meyer	Wells	Sullivan	DeHarde	Golison

2020 TEAM SUPERLATIVES (Top 5)

TEAM TOTAL

- 196.800 at Boise State Quad (2/21)
- 196.600 vs. BYU (3/6)
- 196.525 vs. Southern Utah (2/14)
- 195.725 vs. UC Davis (2/28)
- 195.675 vs. Boise State (2/7)

VAULT

- 49.175 at Boise State Quad (2/21)
- 49.100 vs. BYU (3/6)
- 49.000 vs. Southern Utah (2/14)
- 48.975 at Best of Utah (1/11)
- 48.950 vs. UC Davis (2/28)

BARS

- 49.275 vs. BYU (3/6)
- 49.100 vs. Southern Utah (2/14)
- 48.950 at Southern Utah (1/31)
- 48.825 at Boise State Quad (2/21)
- 48.775 vs. UC Davis (2/28)
48.775 vs. Boise State (2/7)

BEAM

- 49.575 at Boise State Quad (2/21)
- 49.200 at Air Force (1/25)
- 49.125 at Southern Utah (1/31)
- 49.100 vs. UC Davis (2/28)
49.100 vs. Southern Utah (2/14)

FLOOR

- 49.325 vs. Southern Utah (2/14)
- 49.300 vs. Boise State (2/7)
- 49.225 vs. BYU (3/6)
49.225 at Boise State Quad (2/21)
- 48.900 vs. UC Davis (2/28)
48.900 at Air Force (1/25)
48.900 at Best of Utah (1/11)



NATIONAL RANKINGS - TOP 100

GYMNAST	VT	UB	BB	FX	AA
DeHarde	-	-	T27	T43	-
Sullivan	-	-	T27	-	41
Le. Varnadore	T81	-	-	T100	42
TEAM	T29	37	19	32	29

MRGC RANKINGS - TOP 25

GYMNAST	VT	UB	BB	FX	AA
Bayles	-	-	15	-	-
DeHarde	21	-	T1	T1	-
Dittmar	-	-	T17	-	-
Fishwick	-	18	-	-	-
Hamar	-	-	-	-	-
Jeppesen	-	13	-	-	-
Meyer	T16	-	-	21	-
Rojas	22	10	-	-	-
Sullivan	T16	T11	T1	16	3
Toomey	-	-	-	13	-
Le. Varnadore	T6	19	19	T8	4
Wells	T14	-	-	-	-
TEAM	3	4	1	3	3

CAREER-BEST MARKS

GYMNAST	VT	UB	BB	FX	AA
Aragon	-	9.700	-	-	-
Bayles	-	-	9.875	-	-
Beck	-	9.825	9.825	-	-
Cobabe	-	-	-	-	-
DeHarde	9.850	-	9.950	9.950	-
Dittmar	-	-	9.925	-	-
Fishwick	9.675	9.875	9.800	-	-
Gill	-	-	-	-	-
Golison	9.825	-	9.850	9.875	-
Gutierrez	-	9.825	-	-	-
Hamar	-	-	-	9.675	-
Jeppesen	-	9.900	-	-	-
Loomis	-	8.825	9.675	-	-
Meyer	9.875	9.650	-	9.875	-
Rojas	9.825	9.850	9.825	-	-
Sullivan	9.850	9.900	9.975	9.850	39.325
Toomey	-	-	-	9.850	-
Le. Varnadore	9.875	9.800	9.875	9.900	39.350
Lo. Varnadore	9.875	-	-	-	-
Wells	9.825	-	9.800	9.850	-



2020 MRGC INDIVIDUAL EVENT LEADERS

Vault

Gymnast	NQS
1. Gabriela Bouza (BSU)	9.850
Madison McBride (SUU)	9.850
Sadie Miner (BYU)	9.850
4. Abbey Miner (BSU)	9.840
Morgan Alfaro (SUU)	9.840
6. Leighton Varnadore (USU)	9.830
Avery Bennett (BYU)	9.830
8. Jordan Matthews (BYU)	9.825
Shannon Evans (BYU)	9.825
10. Caitlin Kho (SUU)	9.820
Rachel Smith (SUU)	9.820

Beam

Gymnast	NQS
1. Autumn DeHarde (USU)	9.895
Sofi Sullivan (USU)	9.895
3. Hannah Nipp (SUU)	9.875
4. Isabella Amado (BSU)	9.850
5. Shylen Murakami (SUU)	9.845
6. Abbey Miner (BYU)	9.835
7. Hope Masiado (BSU)	9.830
Sadie Miner (BYU)	9.830
Abby Stainton (BYU)	9.830
10. Gabriela Bouza (BSU)	9.820
Karley McClain (BSU)	9.820

Bars

Gymnast	NQS
1. Emily Muhlenhaupt (BSU)	9.945
2. Shylen Murakami (SUU)	9.880
3. Abby Stainton (BYU)	9.875
4. Haley Pitou (BYU)	9.860
5. Becky Rozsa-Thompson (SUU)	9.845
Maddi Nilson (BSU)	9.845
7. Karley McClain (SUU)	9.840
Tatum Bruden (BSU)	9.840
9. Gabriela Bouza (BSU)	9.835
10. Grace Rojas (USU)	9.825

Floor

Gymnast	NQS
1. Autumn DeHarde (USU)	9.890
Karley McClain (BSU)	9.890
3. Abbey Miner (BYU)	9.885
4. Madison McBride (SUU)	9.880
5. Hannah Nipp (SUU)	9.875
6. Sadie Miner (BYU)	9.870
Brittney Vitkauskas (BYU)	9.870
8. Leighton Varnadore (USU)	9.855
Briana Pearson (BYU)	9.855
10. Abby Stainton (BYU)	9.840
Isabella Amado	9.840

2020 MRGC TEAM EVENT LEADERS

Vault

Team	NQS
1. BYU	49.170
2. Southern Utah	49.140
3. Utah State	48.970
4. Boise State	48.945

Beam

Team	NQS
1. Utah State	49.105
2. BYU	49.100
3. Southern Utah	48.950
4. Boise State	48.900

Bars

Team	NQS
1. Boise State	49.225
2. Southern Utah	49.185
3. BYU	49.065
4. Utah State	48.875

Floor

Team	NQS
1. BYU	49.320
2. Southern Utah	49.230
3. Utah State	49.110
4. Boise State	49.050

THE LAST TIME UTAH STATE

Scored a 196 or higher at home	196.600 vs. No. 17 BYU (3/6/20)
Scored a 196 or higher on the road	196.850 at Boise State Quad (2/21/20)
Scored a 197 or higher at home	Never
Scored a 197 or higher on the road	197.225 at Texas Woman's (3/1/97)
Scored a 198 or higher	Never
Won a home meet	vs. No. 17 BYU (3/6/20)
Won a road meet	at Air Force (1/25/20)
Won a neutral site meet	Never
Lost a home meet	vs. Southern Utah (3/8/19)
Lost a road meet	at No. 23 Southern Utah (1/31/20)
Lost a neutral site meet	4th of 4 at Rio Tinto Best of Utah Meet (1/11/20)
Won a conference meet	vs. No. 17 BYU (3/6/20)
Won a home conference meet	vs. No. 17 BYU (3/6/20)
Won a road conference meet	at Southern Utah (2/12/18)
Lost a home conference meet	vs. Southern Utah (3/8/19)
Lost a road conference meet	at No. 23 Southern Utah (1/31/20)
Won the All-Around title	Sofi Sullivan 39.050 vs. UC Davis (2/28/20)
Won the All-Around title at home	Sofi Sullivan 39.050 vs. UC Davis (2/28/20)
Won the All-Around title on the road	Leighton Varnadore 39.350 at Boise State Quad (2/21/20)
Won the Vault title	Autumn DeHarde 9.850 vs. UC Davis (2/28/20)
Won the Vault title at home	Autumn DeHarde 9.850 vs. UC Davis (2/28/20)
Won the Vault title on the road	Mikaela Meyer/Leighton Varnadore 9.875 at Boise State Quad (2/21/20)
Won the Bars title	Brittany Jeppesen/Sofi Sullivan 9.900 vs. No. 17 BYU (3/6/20)
Won the Bars title at home	Brittany Jeppesen/Sofi Sullivan 9.900 vs. No. 17 BYU (3/6/20)
Won the Bars title on the road	Madison Ward-Sessions 9.825 at Pitt Quad (1/12/19)
Won the Beam title	Autumn DeHarde 9.875 vs. No. 17 BYU (3/6/20)
Won the Beam title at home	Autumn DeHarde 9.875 vs. No. 17 BYU (3/6/20)
Won the Beam title on the road	Autumn DeHarde/Sofi Sullivan 9.950 at Boise State Quad (2/21/20)
Won the Floor title	Autumn DeHarde 9.950 vs. No. 17 BYU (3/6/20)
Won the Floor title at home	Autumn DeHarde 9.950 vs. No. 17 BYU (3/6/20)
Won the Floor title on the road	Leighton Varnadore 9.900 at Boise State Quad (2/21/20)
Had an All-American	Madison Ward-Sessions, regular season second-team All-American on floor (2019)
Had an NCAA individual appearance	Amber Jamison (1999)



RECORDS

RECORDS

RECORDS

All-Americans



Alicia Johnston
All-Around
1978

Alicia Johnston earned All-American honors in the all-around at the 1978 AIAW Nationals, which were held in Seattle, Wash. A freshman, Johnston tied teammate Jodi Mabb for 12th place.



Jodi Mabb
All-Around
1978, 1979

Jodi Mabb tied teammate Alicia Johnston for 12th in the all-around at the 1978 AIAW Nationals held in Seattle, Wash. In 1979, she returned to the national championships in State College, Pa., this time with the rest of the Utah State team. Mabb took 14th in the all-around, leading the Aggies to a 10th-place finish. Mabb then retired from gymnastics and transferred to Cal Poly Pomona, but later returned to competition and repeated as an All-American in 1981.



Kris Stano
Floor Exercise
1982

Kris Stano placed fourth on the floor exercise at the 1982 AIAW Nationals held in Memphis, Tenn., which is the highest finish ever recorded by an Aggie at the national championships. Stano was 11th in the all-around, missing All-American honors in the all-around by one place.



Madi Ward-Sessions
Floor Exercise
2019

Madison Ward-Sessions earned WCGA second-team regular-season All-American honors on floor in 2019, becoming the first gymnast in Utah State history to ever garner All-American accolades during the regular season. She capped her stellar Utah State career by competing at the NCAA Regional Championships, where she placed third on floor with a 9.925 and 13th in the all-around with a 38.425. Her 9.925 on floor ranks first all-time in school history for a regional meet and her third-place finish is the best-ever by an Aggie on the event at the regional championships.

AIAW National Qualifiers

- 1978**
- Alicia Johnston: AA (T-12th)
 - Jodi Mabb: AA (T-12th)
- 1979**
- Jodi Mabb: AA (14th)
- 1982**
- Kris Stano: FX (4th), AA (11th)

NCAA National Qualifiers

- 1986**
- Lena Adomat: AA (29th)

- 1987**
- Robin Conklin: AA (41st)
- 1989**
- Tana Davis: AA (26th)
- 1990**
- Tana Davis: AA (31st)
- 1991**
- Michelle Bugbee: AA (40th)
- 1995**
- Tricia Yamamoto: AA (36th)
- 1998**
- Christy Denson: AA (31st)
- 1999**
- Amber Jamison: AA (22nd)

Big West Champions

- 1992**
- Tonja Ockaskis: Balance Beam
 - Barb Zahl: Floor Exercise
- 1994**
- Jane Warrilow: Uneven Bars
 - Jannell Del Rosario: Balance Beam
- 1995**
- Deanna Palmer: Vault
 - Shannon Passe: Balance Beam
 - Tricia Yamamoto: All-Around
- 1996**
- Chelsea Nilsen: Floor Exercise
 - Shannon Passe: Balance Beam
- 1997**
- Beth Neilson: Uneven Bars
- 1998**
- Christy Denson: Uneven Bars
 - Krissy Richards: Balance Beam
 - Emily Swank: Uneven Bars
- 1999**
- Christy Denson: All-Around, Beam
 - Jessenia Abrego: Vault
 - Amber Jamison: Uneven Bars
- 2000**
- Christy Denson: All-Around, Bars
 - Megan Woolstenhulme: Vault

Western Gymnastics Conference Champions

- 2002**
- Nicole Kilpatrick: Vault
 - Katie Rutherford: Uneven Bars
- 2005**
- Jackie Fogli: Vault
 - Liesel Kohler: Floor Exercise

WAC Champions

- 2006**
- Jessica Parenti-Otte: Vault
- 2007**
- Jessica Parenti-Otte: All-Around, Vault, Uneven Bars
- 2008**
- Megan Tschida: Floor Exercise

MRGC Champions

- 2016**
- Bailey McIntire: All-Around
- 2017**
- Hayley Sanzotti: Balance Beam
 - Madison Ward-Sessions: Floor
- 2018**
- McKinley Pavicic: Beam
 - Madison Ward-Sessions: Floor
- 2019**
- Madison Ward-Sessions: Floor

MRGC

Gymnast of the Year
Autumn DeHarde..... 2020

Beam Specialist of the Year
Autumn DeHarde..... 2020
Sofi Sullivan 2020

Floor Specialist of the Year
Madi Ward-Sessions 2017, 2019
Autumn DeHarde..... 2020

Freshman of the Year
Autumn DeHarde..... 2018
Sofi Sullivan 2020



Bailey McIntire is a five-time all-Mountain Rim Gymnastics Conference honoree, including twice on beam, once on floor, once on bars and once in the all-around. She tied for first place in the all-around with a career-high score of 39.425 at the 2016 MRGC Championships in Boise, Idaho.

Coach of the Year

Amy Smith 2020

All-High Country Athletic Conference

Year..... Gymnast
1986.....Lena Adomat
.....Patty Delaney
1987.....Lena Adomat
1990.....Stephanie Green

All-Big West Conference

Year..... Gymnast (Event)
1992.....Kim Johnson (VT, UB)
.....Tonja Ockaskis (UB, BB)
.....Heidi Pfannenstiel (FX)
.....Brenda Scholl (UB)
.....Barb Zahl (VT, UB, FX, AA)
1993.....Stacy Lynn (VT)
.....Tricia Yamamoto (FX)
1994.....Jannell Del Rosario (BB)
.....Tonja Ockaskis (UB)
.....Deanna Palmer (FX)
.....Shannon Passe (BB)
.....Jane Warrilow (UB)
1995.....Deanna Palmer (VT)
.....Shannon Passe (BB)
.....Tricia Yamamoto (UB, AA)
1996.....Beth Neilson (UB)
.....Chelsea Nilsen (FX)
.....Shannon Passe (BB)
.....Jessica Porter (UB)
1997.....Kerry Griggers (BB)
.....Beth Neilson (UB)
.....Deanna Palmer (VT)
.....Krissy Richards (FX)
1998.....Lyndsey Gaustad (UB)
.....Kerry Griggers (BB)
.....Emily Swank (UB)
.....Krissy Richards (BB)
.....Melissa Kilpatrick (AA)
.....Christy Denson (UB, FX, AA)
1999.....Christy Denson (AA, BB, VT)
.....Jessenia Abrego (VT, UB)
.....Amber Jamison (AA, UB, VT)
.....Krissy Richards (BB)
2000.....Christy Denson (AA, UB, BB, FX)
.....Tina Ellis (BB)
.....Megan Woolstenhulme (VT)
2001.....Jessenia Abrego (VT)
.....Tina Ellis (AA)
.....Kristen Fargo (VT, BB)
.....Allison Rosenthal (FX)

2003.....Meagan Nelson (AA)
.....Jessica Parenti-Otte (UB, BB, AA)
.....Rachel Ropelato (VT)
2004.....Ashley Barr (UB, AA)
.....Grachen Goerlitz (VT, FX)
.....Liesel Kohler (BB, FX)
.....Rachael Mandy (VT)
.....Alex Martin (AA)
.....Rachel Ropelato (VT, UB)
2005.....Ashley Barr (BB)
.....Jackie Fogli (FX, VT)
.....Liesel Kohler (FX, BB)
.....Alex Martin (UB)
.....Jessica Parenti-Otte (FX, UB)
.....Megan Tschida (FX)

All-WAC

Year..... Gymnast (Event)
2006.....Jessica Parenti-Otte (AA, VT, UB)
.....Alex Martin (UB)
.....Megan Tschida (FX)
2007.....Nicki Felley (AA, UB, FX)
.....Jessica Parenti-Otte (AA, FX, VT, UB)
.....Heather Heinrich (VT)
.....Katie Omann (VT)
.....Meagan Lewis (AA, UB, FX)
.....Megan Tschida (FX)
2008.....Nicki Felley (AA, BB)
.....Heather Heinrich (BB)
.....Jasmine Minion (VT)
.....Nicole Simoneau (UB)
.....Megan Tschida (FX)
2009.....Nicki Felley (AA)
.....Nicole Simoneau (UB, BB)
2010.....Heather Heinrich (AA)
.....Rebecca Holliday (UB, BB)
2012.....Kaitlyn Betts (VT)
.....Sarah Landes (FX, AA)
.....Christina Nye (FX)
2013.....Paige Jones (UB)
.....Sarah Landes (AA)
.....Michelle Yasukochi (BB)

All-Mountain Rim Gymnastics Conference

2014.....Paige Jones (UB, FX)
.....Sarah Landes (FX, AA)
.....Bailey McIntire (FX)
.....Michelle Yasukochi (BB)
2015.....Sarah Landes (AA)
.....McKinzey Martinez (AA)
.....Miranda Kerr (VT)
2016.....Bailey McIntire (AA, BB, UB)
.....Jillian Chappel (VT)
.....Hayley Sanzotti (BB)
2017.....M. Ward-Sessions (VT, FX)
.....MaKayla Bullitt (VT)
.....Elle Golison (VT)
.....Keri Peel (UB)
.....Hayley Sanzotti (BB)
.....Bailey McIntire (BB)
2018.....M. Ward-Sessions (VT, FX)

All-Western Gymnastics Conference

Year..... Gymnast (Event)
2002.....Jessenia Abrego (VT, FX, AA)
.....Nicole Kilpatrick (VT, AA)
.....Katie Rutherford (UB)
.....Kirra Seeley (BB)





INDIVIDUAL ACCOLADES

.....Emily Briones (BB)
Mikaela Meyer (VT)
McKinley Pavicic (BB)
 2019. M. Ward Sessions (VT, FX, AA)
**Autumn DeHarde** (FX)
**Leighton Varnadore** (AA)
 2020.....**Autumn DeHarde** (BB, FX)
**Sofi Sullivan** (BB, AA)
**Leighton Varnadore** (VT, AA)

Academic All-Americans

Year.....**Student-Athlete**
 1991.....Cami Bearup
Haley Houtchens
Lori Loudner
Heidi Pfannenstiel
Barb Zahl
 1992.....Haley Houtchens
Kim Johnson
Lori Loudner
Stacy Lynn
Heidi Pfannenstiel
Barb Zahl
 1993.....Haley Houtchens
Lori Loudner
Stacy Lynn
Tonja Ockaskis
Summer Oveson
 1994.....Haley Houtchens
Kim Johnson
Lori Loudner
Stacy Lynn
Tonja Ockaskis
Deanna Palmer
Emily Swank
 1996.....Jessica Neenan
Beth Neilson
Chelsea Nilsen
Deanna Palmer
Emily Swank
Melisa Torres
 1997.....Beth Neilson
Deanna Palmer
Kim Richards
Emily Swank
 1998.....Kim Richards
Emily Swank
Melisa Torres
 2000.....Stephanie Gordon (Huff)
Nicole Kilpatrick
Kristin O'Dell
Kirra Seeley (Degener)
Megan Woolstenhulme
Trina Ewart
 2001.....Stephanie Gordon (Huff)
Amanda Jenkins
Kristin O'Dell
Kirra Seeley (Degener)
Megan Woolstenhulme
 2003.....Ashley Barr
Rachael Mandy
Meagan Lewis
 2004.....Rachael Mandy
 2006.....Ashley Barr
Sarah Johnson
Liesel Kohler
Meagen Lewis
Rachael Mandy
Jessica Parenti-Otte
 2018.....**Emily Briones**
**Taylor Dittmar**
Maddie McIntyre
Kiera Miller
**Leighton Varnadore**
 2019.....**Taylor Dittmar**
Caitlin Gray
**Mikaela Meyer**
Maya Perez-Lugones
Madi Tueller
**Leighton Varnadore**
**Logan Varnadore**
Glory Yoakum
 2020.....**Lexi Aragon**
**Emma Cobabe**
**Taylor Dittmar**
**Morgan Gill**
**Jessica Gutierrez**
**Hadley Hamar**
Tori Loomis

.....**Mikaela Meyer**
**Ariel Toomey**
**Leighton Varnadore**
**Logan Varnadore**

Academic All-Big West

Year.....**Student-Athlete**
 1994.....Haley Houtchens
Lori Loudner
Stacy Lynn
Jessica Neenan
Tonya Okaskis
Summer Oveson
 1995.....Stacy Lynn
Summer Oveson
Deanna Palmer
Beth Neilson
 1996.....Beth Neilson
Summer Oveson
Deanna Palmer
 1997.....Beth Neilson
Deanna Palmer
Kim Richards
Kim Richards
Emily Swank
Melisa Torres
 1998.....Trina Ewart
Emily Swank
Melisa Torres
 1999.....Laurie Cannon
Trina Ewart
Kim Richards
 2000.....Stephanie Gordon
Kristin O'Dell
Kirra Seeley (Degener)
Megan Woolstenhulme
Trina Ewart
Laura Swank
 2001.....Tina Ellis
Stephanie Gordon (Huff)
Amanda Jenkins
Nicole Kilpatrick
Kristin O'Dell
Allison Rosenthal
Kirra Seeley (Degener)
Megan Woolstenhulme

Academic All-Western Gymnastics Conference

Year.....**Student-Athlete**
 2002.....Stephanie Gordon
Nicole Kilpatrick
Allison Rosenthal
Kirra Seeley
 2003.....Ashley Barr
Nalani Chung
Nicole Kilpatrick
Liesel Kohler
Meagan Lewis
Rachael Mandy
Jessica Parenti-Otte
Allison Rosenthal
 2004.....Courtney Arno
Ashley Barr
Gretchen Goerlitz
Liesel Kohler
Meagan Lewis
Alex Martin
Rachael Mandy
Jessica Parenti-Otte
Stacy Stewart
 2005.....Ashley Barr
Jaymie Goodsell
Liesel Kohler
Meagan Lewis
Rachael Mandy
Alex Martin
Katie Omann
Jessica Parenti-Otte
Kelly Patterson
Ana Rickard-Whitfield
Megan Tschida

Academic All-WAC

Year.....**Student-Athlete**
 2006.....Liesel Kohler
Rachael Mandy
Alex Martin
Katie Omann
Jessica Parenti-Otte

.....Ana Rickard-Whitfield
 2007.....Ashley Barr
Nicki Felley
Meagan Lewis
Rachael Mandy
Devin Markle
Alex Martin
Katie Omann
Jessica Parenti-Otte
Ana Rickard-Whitfield
 2008.....Nicki Felley
Heather Heinrich
Katie Omann
Kelly Patterson
Megan Tschida
Ana Rickard-Whitfield
 2009.....Lyndsie Boone
Brandie Dickson
Nicki Felley
Heather Heinrich
Haley Hogan
Erica Huelsmann
 2010.....Lyndsie Boone
Rachel Flessner
Heather Heinrich
Haley Hogan
Rebecca Holliday
Amanda Watamaniuk
 2011.....Lyndsie Boone
Haley Hogan
Rebecca Holliday
Paige Jones
Brittney Mackins
Cammi Muhr
Christina Nye
Rachel Vaske
Amanda Watamaniuk
 2012.....Haley Hogan
Rebecca Holliday
Paige Jones
Christina Nye
Samantha Wagner
Amanda Watamaniuk
 2013.....Kaitlyn Betts
JoAnna Cuba
Stefanie Daley
Paige Jones
Sarah Landes
Susie Miller
Christina Nye
**Hayley Sanzotti**
Michelle Yasukochi

Academic All-MRGC

Year.....**Student-Athlete**
 2015.....Breyanna Aufiero
Kaitlyn Betts
Makayla Betz
Miranda Kerr
Sarah Landes
McKinze Martinez
Bailey McIntire
Susie Miller
Stefanie Nelson
Melanie Oster
Cidney Robinson
Hayley Sanzotti
Michelle Yasukochi
 2016.....Emily Briones
Katie Brown
Jillian Chappel
Miranda Kerr
McKinze Martinez
Bailey McIntire
Natalie Rainbolt
Hayley Sanzotti
Madison Ward-Sessions
Michelle Yasukochi
 2017.....Katie Brown
Bailey McIntire
Kiera Miller
Hayley Sanzotti
Madison Ward-Sessions
 2018.....Annie Beck
Emily Briones
**Autumn DeHarde**
**Taylor Dittmar**
**Brittany Jeppesen**
Faith Leary

.....Maddie McIntyre
**Mikaela Meyer**
Kiera Miller
McKinley Pavicic
**Leighton Varnadore**
**Logan Varnadore**
Madison Ward-Sessions
 2019.....Emily Briones
MaKayla Bullitt
**Taylor Dittmar**
Caitlin Gray
Brittany Jeppesen
**Mikaela Meyer**
Maya Perez-Lugones
**Grace Rojas**
Madi Tueller
**Leighton Varnadore**
**Logan Varnadore**
Glory Yoakum
 2020.....**Lexi Aragon**
**Emma Cobabe**
**Autumn DeHarde**
**Taylor Dittmar**
**Morgan Gill**
Elle Golison
**Hadley Hamar**
Tori Loomis
**Mikaela Meyer**
**Grace Rojas**
**Ariel Toomey**
**Leighton Varnadore**
**Logan Varnadore**

Boldface indicates current gymnasts

Aggie High Scores

Event	Score	Meet/Opponent	Date
Team	197.225	at Texas Woman's	3/1/97
Home	196.675	North Carolina State	3/14/03
Away	197.225	at Texas Woman's	3/1/97
Vault	49.325	at Texas Woman's	3/1/97
Bars	49.425	Utah	2/7/03
Beam	49.575	at BSU/Sac. State/UC Davis	2/21/20
Floor	49.550	Denver	3/15/04

Top 10 All-Time Team Scores

Score	Meet/Opponent (Date)
1. 197.225	at Texas Woman's (3/1/97)
2. 196.800	at Boise State/Sacramento State/UC Davis (2/21/20)
3. 196.675	North Carolina State (3/14/03)
4. 196.600	BYU (3/6/20)
5. 196.525	Southern Utah (2/14/20)
6. 196.500	Southern Utah (3/16/18)
7. 196.350	BYU (3/13/15)
8. 196.325	at Sacramento State (3/15/15)
9. 196.300	Boise State (2/17/17)
10. 196.225	BYU (3/12/04)

Top 10 Home Scores

Score	Meet/Opponent (Date)
1. 196.675	North Carolina State (3/14/03)
2. 196.600	BYU (3/6/20)
3. 196.525	Southern Utah (2/14/20)
4. 196.500	Southern Utah (3/16/18)
5. 196.350	BYU (3/13/15)
6. 196.300	Boise State (2/17/17)
7. 196.225	BYU (3/12/04)
8. 196.150	Utah (2/7/03)
9. 196.100	BYU (3/2/18)
196.100	MRGC Championships (3/18/17)

Top 10 Away Scores

Score	Meet/Opponent (Date)
1. 197.225	at Texas Woman's (3/1/97)
2. 196.800	at Boise State/Sacramento State/UC Davis (2/21/20)
3. 196.325	at Sacramento State (3/15/15)
4. 196.200	at Nebraska-hosted Masters Classic (2/25/17)
5. 196.075	at West Virginia/Pitt/Cornell (2/17/19)
196.075	at MRGC Championships (3/22/14)
7. 196.025	at Southern Utah (3/10/97)
8. 196.000	at UCLA Tri-Meet (3/14/14)
196.000	at Southern Utah (2/16/04)
10. 195.900	at Texas Woman's (3/1/05)
195.900	at Texas Woman's (3/12/00)

Top 10 Vault Scores

Score	Meet/Opponent (Date)
1. 49.325	at Texas Woman's (3/1/97)
2. 49.275	at UC Davis (1/26/14)
3. 49.225	BYU (3/13/15)
4. 49.175	at Boise State/Sacramento State/UC Davis (2/21/2)
49.175	North Carolina State (3/14/03)
49.175	at Michigan (3/15/97)
7. 49.100	BYU (3/6/20)
49.100	BYU (3/2/18)
49.100	BYU (3/9/01)
10. 49.075	Boise State (2/17/17)
49.075	BYU (3/7/97)
49.075	at Boise State (2/17/95)

Top 10 Bars Scores

Score	Meet/Opponent (Date)
1. 49.425	Utah (2/7/03)
2. 49.350	San José State (2/10/12)
3. 49.325	North Carolina State (3/14/03)
49.325	BYU (2/21/03)
49.325	at Texas Woman's (3/1/97)
6. 49.300	Southern Utah (3/6/99)
7. 49.275	BYU (3/6/20)
49.275	Southern Utah (3/10/17)
9. 49.250	BYU/New Hampshire (3/4/16)
49.250	BYU (3/9/01)
49.250	Big West Championships (3/18/00)

Top 10 Beam Scores

Score	Meet/Opponent (Date)
1. 49.575	at Boise State/Sacramento State/UC Davis (2/21/20)
2. 49.475	Utah/Boise State (2/26/99)
3. 49.350	at BYU (3/16/01)
4. 49.275	at BYU (1/23/15)
5. 49.250	Boise State (1/24/03)
6. 49.225	at UC Davis/Sacramento State (2/9/18)
7. 49.200	at Air Force (1/25/20)
49.200	Southern Utah (3/16/18)
49.200	at Boise State (2/16/18)
49.200	at Texas Woman's (3/1/97)
49.200	Boise State/Texas Woman's (2/21/97)

Top 10 Floor Scores

Score	Meet/Opponent (Date)
1. 49.550	Denver (3/15/04)
2. 49.500	Ohio State (2/28/03)
3. 49.475	BYU (3/12/04)
49.475	Missouri/Boise State (2/20/04)
5. 49.400	at Texas Woman's (3/12/00)
49.400	California (3/6/04)
7. 49.375	Southern Utah (2/6/04)
49.375	Boise State/Utah (2/26/99)
49.375	at Texas Woman's (3/1/97)
10. 49.350	North Carolina State (3/14/03)





ALL-TIME INDIVIDUAL RECORDS

Aggie High Scores

Event	Score	Gymnast	Date
All-Around	39.550	Christy Denson	2/26/99
Vault	9.950	Jessica Parenti-Otte	3/7/05
	9.950	Nicole Kilpatrick	3/14/03
	9.950	Deanna Palmer	3/15/97
Bars	9.975	Christy Denson	3/18/00
	9.975	Amber Jamison	3/27/99
Beam	9.975	Sofi Sullivan	1/25/20
Floor	9.975	Madison Ward-Sessions	3/8/19

Top 20 Individual All-Around Scores

Score	Name	Meet/Opponent (Date)
1. 39.550	Christy Denson	Utah/Boise State (2/26/99)
2. 39.525	Madison Ward-Sessions	at WVU/Pitt/Cornell (2/17/19)
39.525	Nicole Kilpatrick	North Carolina State (3/14/03)
39.525	Christy Denson	Big West Championships (3/18/00)
5. 39.500	Meagan Lewis	Boise State (1/24/03)
6. 39.475	Nicole Kilpatrick	at Utah (2/7/03)
7. 39.425	Bailey McIntire	at MRGC Championships (3/19/16)
39.425	Jessica Parenti-Otte	California (3/7/05)
39.425	Christy Denson	at Boise State (3/2/00)
10. 39.400	Bailey McIntire	BYU/New Hampshire (3/4/16)
39.400	Gretchen Goerlitz	BYU (3/12/04)
39.400	Christy Denson (3x)	at Texas Woman's (3/12/00)
15. 39.375	Madison Ward-Sessions	at Boise State/Washington (3/1/19)
39.375	Nicole Kilpatrick	at Southern Utah (2/10/03)
17. 39.350	Leighton Varnadore	at BSU/Sac. State/UC Davis (2/21/20)
39.350	Sarah Landes	San José State (2/10/12)
39.350	Jessica Parenti-Otte	at Texas Woman's (3/1/05)
39.350	Alex Martin	Southern Utah (2/6/04)
39.350	Meagan Lewis	Central Michigan/Southern Utah (3/10/03)
39.350	Nicole Kilpatrick	BYU (2/21/03)

Top 20 Individual Vault Scores

Score	Name	Meet/Opponent (Date)
1. 9.950	Jessica Parenti-Otte	California (3/7/05)
9.950	Nicole Kilpatrick	North Carolina State (3/14/03)
9.950	Deanna Palmer	at Michigan (3/15/97)
4. 9.925	Paige Jones	at UC Davis (1/26/14)
9.925	Nicole Kilpatrick	WGC Championships (3/22/02)
9.925	Deanna Palmer (2x)	BYU (3/7/97)
8. 9.900	Faith Leary	BYU (3/2/18)
9.900	Jillian Chappel	at Nebraska (3/6/16)
9.900	Paige Jones	at MRGC Championships (3/22/14)
9.900	Miranda Kerr	at UC Davis (1/26/14)
9.900	McKinze Martinez	at Denver (2/23/13)
9.900	Jasmine Minion	at NCAA Regionals (4/12/08)
9.900	Jessica Parenti-Otte (2x)	at WAC Championships (3/31/07)
9.900	Jackie Fogli	at WGC Championships (3/25/05)
9.900	Gretchen Goerlitz (3x)	Cal State Fullerton (3/8/04)
9.900	Nicole Kilpatrick (3x)	at Ohio State (3/22/03)
9.900	Rachel Ropelato	Central Michigan/Southern Utah (3/10/03)
9.900	Kristen Fargo	at Big West Championships (3/24/01)
9.900	Deanna Palmer (2x)	at Michigan (3/15/97)
9.900	Jennifer Crawford	at Texas Woman's (3/1/97)

Top 20 Individual Bars Scores

1. 9.975	Christy Denson	Big West Championships (3/18/00)
9.975	Amber Jamison	at Big West Championships (3/27/99)
3. 9.950	McKinze Martinez	at Southern Utah (1/22/16)
9.950	Tina Ellis	at BYU (3/16/01)
9.950	Christy Denson (4x)	at NCAA Regionals (4/1/00)
9. 9.925	Jazmyn Estrella	Southern Utah (3/16/18)
9.925	Nicole Simoneau	Southern Utah (3/16/09)
9.925	Rachel Ropelato	BYU (3/12/04)
9.925	Alex Martin (3x)	Southern Utah (2/6/04)
9.925	Jessica Parenti-Otte	BYU (2/21/03)
9.925	Katie Rutherford (2x)	Utah (2/7/03)
9.925	Tina Ellis	Boise State (1/26/01)
9.925	Christy Denson (4x)	at Southern Utah (2/14/00)
9.925	Jessica Porter	at Texas Woman's (3/1/97)

Top 20 Individual Beam Scores

1. 9.975	Sofi Sullivan	at Air Force (1/25/20)
2. 9.950	Autumn DeHarde	at BSU/Sac. State/UC Davis (2/21/20)
9.950	Sofi Sullivan	at BSU/Sac. State/UC Davis (2/21/20)
9.950	McKinley Pavicic	Southern Utah (3/16/18)
9.950	Nicole Kilpatrick	Boise State (1/24/03)
9.950	Tina Ellis	at BYU (3/16/01)
9.950	Krissy Richards	at Michigan (3/15/97)
8. 9.925	Autumn DeHarde (3x)	Southern Utah (2/14/20)
9.925	Taylor Dittmar	at BSU/Sac. State/UC Davis (2/21/20)
9.925	Sofi Sullivan	UC Davis (2/28/20)
9.925	Emily Briones	at UC Davis/Sacramento State (2/9/18)
9.925	Liesel Kohler	at Texas Woman's (3/1/05)
9.925	Meagan Lewis	BYU (2/21/03)
9.925	Tina Ellis	at California Quad-Meet (1/21/01)
9.925	Christy Denson	at Boise State (3/7/00)
9.925	Laurie Cannon	Boise State/Utah (2/26/99)
9.925	Kim Richards	at Michigan (3/15/97)
9.925	Krissy Richards	at Texas Woman's (3/1/97)

Top 20 Individual Floor Scores

1. 9.975	Madison Ward-Sessions	Southern Utah (3/8/19)
9.975	Christy Denson	Boise State/Utah (2/26/99)
3. 9.950	Autumn DeHarde	BYU (3/6/20)
9.950	Megan Tschida	at Texas Woman's (3/1/05)
9.950	Liesel Kohler (3x)	Denver (3/15/04)
9.950	Gretchen Goerlitz (3x)	Cal State Fullerton (3/8/04)
9.950	Nicole Kilpatrick	BYU/Central Michigan/SUU (3/7/03)
9.950	Meagan Lewis (2x)	Ohio State (2/28/03)
9.950	Erin Maguire	at Boise State (3/7/00)
9.950	Christy Denson	Texas Woman's (3/3/00)
9.950	Amber Jamison	Boise State/Utah (2/26/99)
17. 9.925	Madison Ward-Sessions (8x)	at NCAA Regionals (4/5/19)
9.925	Autumn DeHarde (4x)	Southern Utah (2/14/20)
9.925	Megan Tschida	WAC Championships (3/29/08)
9.925	Liesel Kohler	BYU (3/12/04)
9.925	Ashley Barr	Missouri/Boise State (2/20/04)
9.925	Nicole Kilpatrick (3x)	North Carolina State (3/14/03)
9.925	Meagan Lewis	BYU (2/21/03)
9.925	Christy Denson (3x)	Big West Championships (3/18/00)
9.925	Kristen Bloom	Texas Woman's (3/12/00)
9.925	Erin Maguire	Texas Woman's (3/12/00)
9.925	Amber Jamison	Alabama (3/13/99)
9.925	Chelsea Nilsen	Auburn/Southern Utah (2/19/96)

Boldface indicates current gymnasts

Individual Vault Averages

(Gymnast must have competed in at least half the season's competitions)

Rank	Individual	Average	Year
1.	Deanna Palmer	9.842	1997
2.	Gretchen Goerlitz	9.827	2004
3.	Nicole Kilpatrick	9.823	2003
4.	Leighton Varnadore	9.809	2020
5.	Madison Ward-Sessions	9.808	2018
6.	McKinzey Martinez	9.802	2015
7.	Meagan Lewis	9.796	2003
8.	Paige Jones	9.793	2014
	Miranda Kerr	9.793	2014
10.	Sarah Landes	9.792	2013
11.	Paige Jones	9.790	2013
12.	Jessica Parenti-Otte	9.788	2007
13.	Leighton Varnadore	9.784	2019
	Heather Heinrich	9.784	2010
15.	Katie Omann	9.781	2007
16.	Sofi Sullivan	9.779	2020
17.	Miranda Hone	9.777	2017
	Sarah Landes	9.777	2014
	Sarah Landes	9.777	2015
20.	Jessenia Abrego	9.773	1999
	Miranda Kerr	9.773	2015

Individual Bars Averages

(Gymnast must have competed in at least half the season's competitions)

Rank	Individual	Average	Year
1.	Christy Denson	9.856	1999
2.	Nicole Simoneau	9.822	2008
3.	Grace Rojas	9.800	2020
	Nicole Simoneau	9.800	2009
5.	Meagan Lewis	9.798	2003
6.	Madison Ward-Sessions	9.792	2019
7.	Keri Peel	9.790	2017
8.	Beth Neilson	9.786	1997
9.	Kristen Bloom	9.779	2000
10.	Sarah Landes	9.777	2013
11.	Brittany Jeppesen	9.775	2017
	Bailey McIntire	9.775	2016
13.	Paige Jones	9.768	2014
14.	Nicole Simoneau	9.767	2011
15.	Madison Ward-Sessions	9.764	2017
16.	Jessica Porter	9.759	1997
17.	Jessica Porter	9.754	2000
18.	Rebecca Holliday	9.748	2012
19.	Alex Martin	9.746	2004
20.	Jessica Parenti-Otte	9.740	2006

Individual Beam Averages

(Gymnast must have competed in at least half the season's competitions)

Rank	Individual	Average	Year
1.	Autumn DeHarde	9.889	2020
2.	Sofi Sullivan	9.883	2020
3.	Autumn DeHarde	9.827	2019
	Autumn DeHarde	9.827	2018
5.	Jessica Parenti-Otte	9.815	2005
6.	Liesel Kohler	9.802	2004
7.	Emily Briones	9.800	2018
8.	Hayley Sanzotti	9.795	2016
9.	Kim Richards	9.794	1997
10.	Liesel Kohler	9.779	2005
11.	Carley Bayles	9.775	2020
	Meagan Lewis	9.775	2003
13.	Christy Denson	9.773	1999
14.	Elle Golison	9.770	2017
15.	Alex Martin	9.752	2004
16.	Hayley Sanzotti	9.743	2015
17.	Leighton Varnadore	9.738	2020
18.	Taylor Dittmar	9.731	2020
19.	Taylor Dittmar	9.729	2018
20.	Leighton Varnadore	9.721	2018

Individual Floor Averages

(Gymnast must have competed in at least half the season's competitions)

Rank	Individual	Average	Year
1.	Madison Ward-Sessions	9.906	2019
2.	Autumn DeHarde	9.883	2020
3.	Liesel Kohler	9.877	2004
4.	Madison Ward-Sessions	9.871	2017
5.	Gretchen Goerlitz	9.862	2004
6.	Bailey McIntire	9.848	2014
7.	Madison Ward-Sessions	9.846	2018
8.	Autumn DeHarde	9.844	2019
	Faith Leary	9.844	2018
10.	Leighton Varnadore	9.839	2020
	Liesel Kohler	9.839	2003
12.	Bailey McIntire	9.838	2015
13.	Megan Tschida	9.831	2005
14.	Meagan Lewis	9.830	2003
15.	Autumn DeHarde	9.829	2018
16.	Jessica Parenti-Otte	9.821	2005
17.	Alex Martin	9.810	2004
18.	Nicole Kilpatrick	9.805	2003
19.	Rebecca Wells	9.800	2020
	Leighton Varnadore	9.800	2019
	Bailey McIntire	9.800	2016

Boldface indicates current gymnasts

Team Season Event Averages

Vault		Bars		Beam		Floor	
Score	Year	Score	Year	Score	Year	Score	Year
1. 48.938	2015	1. 49.100	2003	1. 49.039	2020	1. 49.225	2003
2. 48.904	2014	2. 48.906	2017	2. 48.931	2018	2. 49.108	2004
3. 48.875	2020	3. 48.885	2019	3. 48.869	1999	3. 49.050	2018
4. 48.835	2018	4. 48.833	2016	4. 48.840	2003	4. 49.035	2019
5. 48.815	2003	5. 48.791	2000	5. 48.725	2004	5. 48.992	2020
6. 48.811	2007	6. 48.756	2020	6. 48.708	2016	6. 48.988	1999
7. 48.785	2017	7. 48.756	1999	7. 48.675	2019	7. 48.917	2017
8. 48.756	1997	8. 48.729	2012	8. 48.671	2015	8. 48.909	2015
9. 48.738	2004	9. 48.627	2001	9. 48.523	2005	9. 48.852	2016
10. 48.730	2019	10. 48.589	1997	10. 48.512	2017	10. 48.791	2014

UTAH STATE

A
 Abrego, Jessenia (1999, 2001-02)
 Adomat, Lena (1985-88)
 Anderson, Sarah (1995)
 Arno, Courtney (2004)
 Aufiero, Breyanna (2012, 14-15)

B
 Bammert, Chris (1985, 87-89)
 Barr, Ashley (2003-05, 07)
 Bayer, Kathy (1981)

Bayles, Carley (2020)
 Beavers, Leslie (1978)
 Beck, Annie (2018-20)
 Beck, Karen (1985, 87-89)
 Belliston, Charly (2014-15)
 Betts, Kaitlyn (2012-15)
 Betz, Makayla (2014)
 Bloom, Kristen (2000-01)
 Boone, Lyndsie (2008-11)
 Briones, Emily (2016-19)
 Brown, Katie (2014, 16-17)
 Buchal, CariLu (1982-85)
 Bugbee, Michele (1990-92)
 Bullitt, MaKayla (2017-19)

C
 Campbell, Vicki (1980)
 Cannon, Laurie (1996-99)
 Cannon, Natalie (1988-91)
 Card, Cami (1989-91)
 Card, Cari (1983, 85-86)
 Carr, Brenda (1983-86)
 Chappel, Jillian (2015-16)
 Chung, Nalani (2002-03)
 Colson, Sarah (2002-03)
 Conklin, Robin (1984-87)
 Crawford, Jennifer (1994-97)
 Cuba, JoAnna (2013-16)

D
 Daley, Stefanie (2013-15)
 Davis, Tana (1987-90)
 DeAragon, Chris (1986)
DeHarde, Autumn (2018-20)
 Del Rosario, Janelle (1994-95)
 Delaney, Patty (1986-89)
 Denson, Christy (1997-2000)
 Dickson, Brandie (2009-10)
 Dillon, Susan (1985-88)
 Dillon, Jackie (2008-11)
Dittmar, Taylor (2018-20)
 Dunkley, Rebecca (1993)

E
 Eastlund, Karen (1982)
 Edson, Melissa (1989-90)
 Ellis, Kerry (1981)
 Ellis, Tina (2000-01)
 Estrella, Jazmyn (2017-18)

Ezell, Destiny (2013-16)
 Ewart, Trina (1997-2000)

F
 Fargo, Kristen (2000-01)
 Felley, Nicki (2006-09)
 Ferguson, Kathleen (1980)
Fishwick, Maia (2020)
 Flessner, Rachel (2010)
 Fogli, Jackie (2005-06)

G
 Gaustad, Lyndsey (1998)
 Godi, Michelle (1989-91)
 Goerlitz, Gretchen (2004)
 Golison, Elle (2017-20)
 Gordon, Stephanie (1999-02)
 Graft, Melanie (1990)
 Granere, Heidi (1995)
 Gray, Sarah (1997)
 Green, Stephanie (1988-91)
 Griggers, Kerry (1997-99)
Gutierrez, Jessica (2020)

H
Hamar, Hadley (2020)
 Heinrich, Heather (2007-10)
 Hellegas, Tami (1981-84)
 Hogan, Haley (2009-12)
 Holliday, Rebecca (2009-12)
 Hone, Miranda (2016-17)
 Houston, Mika Love (2001-02)
 Houtchens, Haley (1991-94)
 Huelsmann, Erica (2009)

J
 Jamison, Amber (1996-99)
 Jaramillo, Lorie (1981-82, 84)
 Jenkins, Amanda (2001)
 Jeppesen, Brittany (2017-18, 20)
 Johnson, Kim (1990-92)
 Johnson, Sarah (2006)
 Johnston, Alicia (1978-79)
 Jones, Paige (2011-14)

K
 Keelen, Diane (1978)
 Kerr, Miranda (2014-15)
 Kilpatrick, Melissa (1998)
 Kilpatrick, Nicole (2000-03)
 Kohler, Liesel (2003-06)
 Kreikemeier, Lori (1979-82)
 Kueng, Julie (1981-84)

L
 Landes, Sarah (2012-15)
 Leary, Faith (2018-19)
 Lewis, Meagan (2003, 05-07)
 Lombardo, Pauline (1983)
Loomis, Tori (2020)

Loudner, Lori (1991-94)
 Love, Heidi (1992-95)
 Lowes, Marla (1997-2000)
 Lynch, Wanita (1980-82)
 Lynn, Stacy (1992-95)

M
 Mabb, Jodi (1978-80)
 Mackins, Brittney (2011)
 Maguire, Erin (2000)
 Mandy, Rachael (2004-07)
 Markle, Devin (2007-08)
 Marquardt, Chelsea (2008, 10-11)
 Martin, Alex (2004-07)
 Martin, Tracy (1978-80, 82)
 Martinez, McKinzey (2013-16)
 Mattioli, Kyla (2001-03)
 Mayfield, Casey (1997)
 McIntire, Bailey (2014-17)
Meyer, Mikaela (2018, 20)
 Miller, Susie (2012-15)
 Minion, Jasmine (2008)
 Montagriff, Kim (1979, 81)
 Montoya, Amelia (2010-13)
 Muhr, Cammi (2011)

N
 Neenan, Jessica (1993-96)
 Neilson, Beth (1994-97)
 Nilsen, Chelsea (1993-96)
 Nulph, Kira (2001)
 Nye, Christina (2011-14)

O
 Ockaskis, Tonja (1992-94)
 O'Dell, Kristin (1998, 2000-01)
 Omann, Katie (2005-08)
 Oster, Melanie (2015-17)
 Oveson, Summer (1993-96)

P
 Page, Janalee (1986-87)
 Palmer, Deanna (1994-97)
 Palmer, Jill (1984-86)
 Parenti-Otte, Jessica (2003, 05-07)
 Passe, Shannon (1994-97)
 Patterson, Kelly (2006-08)
 Pavicic, McKinley (2018)
 Peel, Keri (2015-17)
 Penman, Brittnee (2001)
 Peterson, Debbie (1978-81)
 Pfannenstiel, Heidi (1989-92)
 Pohl, Michelle (1983-86)
 Porter, Jessica (1996-97, 99-2000)
 Price, Brittany (2006)

R
 Rainbolt, Natalie (2016)
 Rands, Jessica (2002-04)
 Richards, Kimberly (1996-99)

Richards, Krissy (1996-99)
 Rickard-Whitfield, Ana (2006-08)
 Robinson, Cidney (2015)
Rojas, Grace (2019-20)
 Ropelato, Rachel (2002-04)
 Rosenthal, Allison (2001-03)
 Rubino, Diane (1983)
 Rutherford, Katie (2002-04)
 Ryan, Julie (1986-88, 91)

S
 Sanzotti, Hayley (2013, 15-17)
 Scharman, Kimberly (2000-02)
 Schilla, Katy (2007)
 Scholl, Brenda (1989-92)
 Seeley, Kirra (1999-02)
 Shaw, Wendy (1980)
 Simoneau, Nicole (2008-09, 11)
 Snyder, Jill (1987-88)
 Stano, Kris (1982-83)
 Stewart, Stacy (2004)
 Sullivan, Sofi (2020)
 Swank, Emily (1995-98)
 Swank, Laura (2000)


T
 Thomas, Michelle (1978-80, 82)
 Toomey, Ariel (2020)
 Torres, Melisa (1995-98)
 Tschida, Megan (2005-08)
 Tueller, Madi (2019)

V
Varnadore, Leighton (2018-20)
Varnadore, Logan (2018-19)
 Vaske, Rachel (2011)
 Vendetti, Anne-Marie (1995-96)

W
 Ward-Sessions, Madison (2016-19)
 Wagner, Jennifer (1978)
 Wagner, Samantha (2012)
 Warrilow, Jane (1993-94)
 Watamaniuk, Amanda (2010-13)
 Wathen, Kelcy (2000-01)
Wells, Rebecca (2020)
 West, Karen (1978-79)
 Woolstenhulme, Megan (1999-01)
 Wyles, Kristen (1989)

Y
 Yamamoto, Tricia (1992-95)
 Yasukochi, Michelle (2013-16)
 Young, Julie (1984-86)
 Young, Ashley (2003-04)

Z
 Zahl, Barb (1988, 90-92)
Boldface indicates current gymnasts



**BREYANNA
 AUFIERO**



**SARAH
 LANDES**



**CHRISTINA
 NYE**



**MEGAN
 TSCHIDA**

The Wall of Fame was dedicated in 1985 to honor past gymnasts for their accomplishments in the gym, in the classroom and for their overall contributions to the program. A Utah State gymnast must do one of four things for Wall of Fame consideration: graduate from USU after competing for four years; qualify for the NCAA championships as an individual; earn All-American status; or represent the gymnast's home nation in international competition. The coaching staff nominates gymnasts and a committee subsequently votes on those nominees.



Lena Adomat
1985-88

Lena Adomat placed 29th in the all-around as an at-large qualifier for the 1986 NCAA Championships. She was all-HCAC in 1986 and 1987. In 1986, Adomat set an Aggie vault record of 9.650. While at USU, she won the Swedish National Championships in 1985 and 1986, and competed in the 1986 World Championships. Prior to attending USU, Adomat was a member of Sweden's Olympic teams in 1980 and 1984.



Natalie Cannon
1998-91

Natalie Cannon is ranked among USU's top 25 individual performers on beam (9.650) and floor (9.800).



Robin Conklin
1984-87

Robin Conklin placed 41st at the 1987 NCAA Championships as an at-large qualifier. She tied the USU bars record with a 9.700 in 1986.



Jennifer Crawford
1994-97

Jennifer Crawford was the first Aggie gymnast to score 9.900 or better and is tied for eighth on the USU vault performer list with a 9.900 mark. Her season average of 9.729 on vault was the third-best mark for the Aggies at the time.



Tana Davis
1987-90

Tana Davis held 16 Aggie records at one time. She was an at-large competitor in the 1989 and 1990 NCAA Championships, taking 26th and 31st, respectively. In 1989, she set USU records on the beam and in the all-around. As a senior, she broke the beam and all-around marks and tied the bars and floor records.



Patty Delaney
1986-89

Patty Delaney was the first alternate for the 1986 NCAA Championships. She was a two-time all-HCAC performer and a four-time academic all-HCAC honoree. Delaney set a school record on the vault with a 9.700 in 1989.



Jackie Dillon
2008-11

Jackie Dillon was a three-time NCAA Regional Championships qualifier. She averaged 9.732 on vault in 2008 and 9.713 on bars in 2009.



Christy Denson
1997-2000

Christy Denson is the current Utah State record holder in the all-around with a 39.550. She is also tied for first on floor (9.975) and bars (9.975). Denson was a 10-time all-Big West performer, including two conference all-around titles (1999, 2000), two bars titles (1998, 2000) and one beam title (1999). In 1998, she became the ninth gymnast in Aggie history to qualify for the NCAA Championships as an at-large competitor, placing 31st. Denson was also named Big West Gymnast of the Year in her junior and senior campaigns, as well as being voted Utah State's Female Athlete of the Year in 1998, 1999 and 2000. She was inducted into the USU Athletics Hall of Fame in 2017.



Stephanie Green
1988-91

Stephanie Green set the school record on bars as a freshman in 1988 with a 9.750. In 1990, she posted a 9.800 on bars, tying the school record. She earned all-HCAC honors in 1990 and was a three-time academic all-HCAC honoree.



Heather Heinrich
2007-10

Heather Heinrich was a two-time NCAA Regional qualifier and three-time all-WAC honoree, including two-time first-team selection. She was also a three-time academic all-WAC honoree.



Haley Houtchens
1991-94

Haley Houtchens was a four-time academic All-America honoree. She is tied for marks that at the time were ninth-best score in school history on the bars (9.800) and 14th on the floor (9.825).



Amber Jamison
1996-99

Amber Jamison qualified for the 1999 NCAA Championships as the No. 4 individual all-arounder. She set a USU NCAA Championships record in the all-around with a 39.050, tying her for 22nd in the nation. She is tied for first in school history on bars with a 9.975.



Ashley Barr
2003-05, 2007

Ashley Barr was a two-time all-conference selection (2004, 2005), as well as a four-time academic all-conference selection and an academic All-American in 2003 and 2006.



Lyndsie Boone
2008-11

Lyndsie Boone qualified for the NCAA Regional Championships as an individual all four seasons as an Aggie. She was also a three-time academic all-WAC honoree.



Michelle Bugbee
1990-92


Michelle Bugbee set a school record with a 38.19 National Qualifying Score. She finished 40th in the all-around at the 1991 NCAA National Championships with a 37.300.



Lyndsie Boone



Tana Davis



Jackie Dillon



Heather Heinrich



Alicia Johnston
1978-79

Alicia Johnston earned AIAW All-American status as a freshman in 1978, when she tied for 12th in the all-around. She set Utah State records for the bars, beam, floor and all-around.



Liesel Kohler
2003-06

Liesel Kohler earned all-Western Gymnastics Conference honors on the beam and floor exercise in 2005. She was a WGC floor exercise champion in 2005 and currently ranks second in school history with a single-season floor average of 9.877. She also ranks fourth with a single-season average of 9.802 on the beam. Kohler was an academic All-American in 2006 and was a four-time academic all-conference honoree.



Lori Kreikemeier
1979-82

Lori Kreikemeier is the only Aggie gymnast to have qualified for four national championships as she competed at the AIAWs from 1979-82.



Meagan Lewis
2003, 2005-07

Meagan Lewis was a two-time all-conference honoree. She currently ranks fourth with a single-season bars average of 9.798 set in 2003. Lewis also received academic all-conference accolades all four years and was a two-time academic All-American (2003, 2006).



Meagan Lewis



Lori Loudner
1991-94

Lori Loudner was a four-time academic All-American. In 1994, she set an Aggie record of 9.850 on beam.



Wanita Lynch
1980-82

Wanita Lynch won back-to-back Australian National Championships in the all-around while at Utah State. She represented Australia in the 1976 Olympics in Montreal. Lynch was the United States Junior College all-around champion for Odessa (Texas) JC in 1979 and a five-time JUCO All-American. She set Utah State records on the bars, beam, floor and all-around in 1981. In 1982, she broke each of those marks and set a vault record.



Stacy Lynn
1992-95

Stacy Lynn was a four-time academic All-American and was all-Big West on the vault in 1993. Twice she earned academic all-Big West honors.



Jodi Mabb
1978-80

Jodi Mabb earned AIAW All-American status as a freshman in 1978, when she tied for 12th in the all-around and again in 1979, when she placed 14th. She set a Utah State record for the vault and was a three-time Region VII champion on that event.



Jodi Mabb



Alex Martin
2004-07

Alex Martin was a three-time all-conference honoree and a four-time academic all-conference selection. She is tied for ninth all-time in school history with a 9.925 on bars. Her 2004 bars average of 9.746 ranks 18th all-time.



Beth Neilson
1994-97

Beth Neilson was ranked among the top 25 in the nation on bars in 1997, averaging a school-record 9.786. The final two years of her career she was all-Big West on the bars, tying for the title in 1997. She scored a 9.900 four times on bars and was a three-time academic All-American honoree.



Chelsea Nilsen
1993-96

Chelsea Nilsen earned all-Big West honors when she tied for first on the floor in 1996, and in 1993 when she tied for third. She was also named academic All-American. She set the USU floor season average record with a 9.745 in 1996 and also the top floor score of all-time with 9.925.



Summer Overson
1993-96

Summer Overson earned academic All-American honors in 1993 and received academic all-Big West honors three consecutive years. She tied the school record on floor with a 9.850 in 1995 and again in 1996.



Alex Martin



Janalee Page
1986-87

Janalee Page was the first native Logan gymnast to compete for the Aggies. She earned academic all-HCAC honors in 1987.



Deanna Palmer
1994-97

Deanna Palmer was the first Aggie to score a 9.900 on vault. She is tied for first all-time in USU history with a 9.950 on vault. She earned all-Big West honors four times, three on vault and one on floor, and was second at the 1996 NCAA Regionals on vault. She was a three-time academic All-America honoree.




Jessica Parenti-Otte
2003, 2005-07

Jessica Parenti-Otte was a three-time all-conference honoree, earning all-WGC honors in 2005 and all-WAC honors in 2006 and 2007. Parenti-Otte is one of the best vaulters in school history as she holds a share of the USU school record for high score with a 9.950. In 2006, Parenti-Otte was the WAC champion on vault (9.875). She had the highest all-around score in the WAC in 2007 (39.350), and had three of the top seven highest scores in the conference. She was a four-time academic all-conference honoree, as well as receiving academic All-American accolades in 2006.



Deanna Palmer



Shannon Passe
1994-97

Shannon Passe set a then-USU school record in the all-around in 1997, scoring a 39.325 at Texas Woman's. She was a three-time all-Big West performer on beam, winning individual titles in 1995 and 1996.



Debbie Peterson
1978-81

Debbie Peterson qualified for three AIAW National Championships as an at-large competitor.



Heidi Pfannenstiel
1989-92

Heidi Pfannenstiel tied the Utah State vault record as a freshman in 1989 with a 9.700 and again tied the mark with 9.800 in 1992. She earned all-Big West honors on the floor in 1992. She was an academic All-American in 1991 and 1992.



Michelle Pohl
1983-86

Michelle Pohl qualified for the 1983 NCAA National Championships. She set a school record on the floor exercise (9.650) that season, as well as season average records on beam, floor and in the all-around. The following season, she broke her floor mark and tied the school bars record with 9.700s on each event. In 1986, Pohl again broke the Aggie floor record with a 9.700.



Michelle Pohl



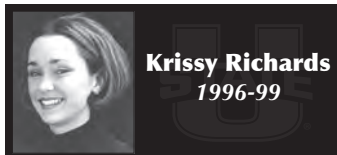
Jessica Porter
1996-97, '99-2000

Jessica Porter earned all-Big West honors in 1996, placing second on bars at the conference meet. She recorded what was then the 14th-best all-around score in school history (39.200) and owns two of USU's top 20 all-time bar season averages.



Kim Richards
1996-99

Kim Richards currently ranks seventh with an individual season average of 9.794 on beam, which she set in 1997. She is also tied for sixth with a single-meet score of 9.925 on beam. Richards was an academic all-American in 1997 and 1998, and was selected an academic all-Big West selection in 1997 and 1999.




Krissy Richards
1996-99

Krissy Richards is tied for second all-time in school history on beam with a 9.950. She was the 1998 Big West beam champ (9.900) and also earned all-Big West honors on beam in 1999.




Rachel Ropelato
2002-04

Rachel Ropelato is ranked 20th with a vault season average of 9.769. She also ranks 20th with a bars season average of 9.739. Ropelato is currently tied for eighth in school history on vault with a 9.900 set during the 2003 campaign and tied for ninth on bars with a 9.925, which she set in 2004. She earned all-WGC honors on vault in 2003, and on both vault and bars in 2004.



Rachel Ropelato



Julie Ryan
1986-88, 1991

Julie Ryan was the first Aggie gymnast to break the 38 mark in the all-around, setting a school record with a 38.05 and tying the floor mark. She was the 1988 HCAC floor exercise champion. In 1991, Ryan set school records on beam (9.800) and floor (9.850).




Brenda Scholl
1989-92

Brenda Scholl tied the school vault record as a freshman in 1989 with a 9.700. She set the bars record in 1991 with a 9.850. In 1992, Scholl earned all-Big West honors on the beam.



Jill Snyder
1987-88

Jill Snyder transferred to Utah State from Northern Illinois, where she was the 1985 Mid-American Conference bars champion.




Kris Stano
1982-83

Kris Stano was the third Utah State gymnast to earn All-American status, finishing fourth on the floor exercise at the 1982 AIAW National Championships. One of just two gymnasts inducted into the Utah State Athletics Hall of Fame.



Kris Stano



Emily Swank
1995-98

Emily Swank was a four-year letterwinner and a four-time NACGC/W Academic All-American. She won the Big West Conference title on the bars and was the valedictorian of the College of Science in 1998.



Tricia Yamamoto
1992-95

Tricia Yamamoto became the first USU gymnast to break the 39.000 mark in the all-around in 1995. As a senior, she qualified for the NCAA Championships as the No. 6 individual all-arounder. She finished 36th with a 38.350. In 1993, she earned all-Big West honors on the floor, and in 1995 was the Big West all-around champion, earning all-Big West honors on both bars and floor.



Barb Zahl
1988, 1990-92

Barb Zahl was a four-time all-HCAC honoree and finished 34th at the 1990 NCAA Championships. She tied the school bars (9.800) and floor exercise (9.800) records in 1990. Two years later she again tied the floor mark with a 9.850. Three times Zahl earned academic all-HCAC honors and twice she was named academic All-American. In 1992, Zahl earned all-Big West honors on vault, bars, floor and in the all-around, finishing first on floor. She was a finalist for the 1992 NCAA Woman of the Year award.



Ray Corn
1978-2008

Ray Corn was head coach of the USU Gymnastics program for 31 years, transitioning the program from club level to NCAA status. Corn posted a 448-448-2 overall record, making 26 postseason appearances in his 31 years. He coached three All-Americans, three Olympians and nine NCAA national qualifiers. Corn led the Aggies to four Big West Conference titles, along with the 2005 Western Gymnastics Conference championship. Under Corn's leadership, 32 USU gymnasts earned academic All-American honors 50 times from 1991-2008. A total of 92 gymnasts earned academic all-conference honors under Corn's guidance.



ALL-TIME
RESULTS RESULTS



Ray Corn
1977-2008

The first head coach in Utah State gymnastics history, Ray Corn guided the Aggies to 26 postseason appearances, including four consecutive trips to the AIAW National Championships and one visit to the NCAA National Championships. Utah State garnered five conference titles and went 448-448-2 overall, including a 134-120-1 mark in dual meets under his watch. He coached three All-Americans and three Olympians.

1978

(Overall Record: 36-6; Dual Meet Record: 3-1)

Date	Meet	W/L/T	USU	Opponent
1/9	at Rocky Mtn. Open (1st)		131.650	
	vs. Nebraska	W	130.050	
	vs. Northern Colo.	W	124.800	
	vs. New Mexico	W	122.800	
	vs. Denver	W	121.550	
	@ Air Force	W	116.650	
	vs. Colorado State	W	115.650	
	vs. E. Montana	W	102.300	
	vs. Southern Colo.	W	99.600	
1/13	Southern Illinois	W	135.950	129.750
1/21	Weber State	W	140.700	109.200
1/27	vs. Arizona	W	135.450	134.000
	@ BYU	W	109.150	
1/28	Arizona State	W	139.900	139.250
	BYU	W	111.050	
2/3	@ Utah	L	141.000	144.000
	vs. Colorado	W	138.650	
2/4	Northern Colo.	W	142.000	126.100
	Colorado State	W	122.650	
	Utah	W	106.450	
2/10	@ New Mexico	W	134.450	130.550
	vs. BYU	W	119.800	
2/11	@ UTEP	W	134.500	123.100
	vs. BYU	W	122.000	
2/17	@ Denver	W	131.900	128.800
2/18	at Falcon Invitational (1st)		134.250	
	vs. Northern Colo.	W	130.700	
	vs. Colorado State	W	119.350	
	@ Air Force	W	116.250	
	vs. Weber State	W	106.650	
2/23	@ UCLA	L	134.400	140.000
	at UCLA Invitational (3rd)		136.200	
	vs. USC	L	143.050	
	@ UCLA	L	138.400	
	vs. Arizona	W	135.900	
	vs. Northern Colo.	W	130.450	
3/10	at AIAW Regionals (3rd)		134.700	
	vs. Arizona State	L	138.500	
	vs. Utah	L	138.050	
	vs. Arizona	W	130.250	
	vs. Northern Colo.	W	130.200	
	@ New Mexico	W	129.900	
	vs. UTEP	W	124.100	
	vs. Colorado State	W	121.850	
	vs. Colorado	W	119.400	
3/28	Michigan State	W	141.950	141.850

1979

(35-18 Overall; Dual Meet Record: 4-0)

Date	Meet	W/L/T	USU	Opponent
12/8	at Rocky Mtn. Open (4th)		126.000	
	vs. No. Colorado (A)	L	128.150	
	vs. Ohio State	L	127.900	
	vs. Arizona State	L	126.650	
	vs. Denver	W	124.950	
	vs. Nebraska	W	123.600	
	vs. Colorado State	W	122.300	
	vs. Colorado	W	118.800	
	@ Air Force	W	110.700	
	vs. No. Colorado (B)	W	106.750	
1/12	Utah	W	136.150	129.500
	BYU	W	127.050	
1/19	UTEP	W	133.400	110.350
1/26	vs. Utah	W	133.650	129.300
	@ Arizona	W	127.950	
1/27	at ASU Invitational (3rd)		131.700	
	vs. Oregon State	L	134.350	
	vs. Utah	L	132.100	
	@ Arizona State	W	131.550	
2/2	@ Colorado	W	131.700	129.800

	vs. Northern Colo.	W	124.950	
2/3	at CSU Invitational (1st)		125.350	
	vs. BYU	W	125.000	
	vs. Denver	W	123.700	
	@ Colorado State	W	119.600	
2/9	UCLA	W	134.950	128.950
2/17	USC	W	135.500	134.600
2/23	at UCLA Invitational (3rd)		133.700	
	vs. CS Fullerton	L	140.150	
	vs. USC	L	134.050	
	@ UCLA	W	130.850	
	vs. Arizona State	W	130.000	
	vs. Arizona	W	129.900	
	vs. Long Beach St.	W	128.200	
	vs. San Diego State	W	127.300	
2/24	@ San Diego State	W	130.850	128.350
3/17	AIAW Regionals (3rd)		133.300	
	Utah	L	136.050	
	Arizona State	L	133.400	
	Colorado	W	132.650	
	Arizona	W	132.500	
	Northern Colorado	W	131.750	
	BYU	W	129.950	
3/30	at AIAW Nationals (10th)		133.700	
	vs. CS Fullerton	L	143.800	
	@ Penn State	L	143.700	
	vs. Clarion	L	141.750	
	vs. Utah	L	138.100	
	vs. SW Missouri	L	137.700	
	vs. USC	L	135.250	
	vs. Oregon State	L	134.550	
	vs. Louisville	L	133.900	
	vs. Pittsburgh	L	133.850	
	vs. LSU	W	131.950	
	vs. Nebraska	W	131.950	
	vs. Georgia	W	131.600	
	vs. UCLA	W	130.950	
	vs. Eastern Kentucky	W	130.450	
	vs. Kent State	W	129.800	

1980

(Overall Record: 23-29; Dual Meet Record: 1-1)

Date	Meet	W/L/T	USU	Opponent
1/11	Nebraska	L	129.100	131.200
	Boise State	W	121.700	131.200
1/25	BYU	L	129.350	137.150
	Northern Colorado	L	132.650	
1/26	@ BYU	L	135.250	140.100
	vs. Colorado State	W	128.800	
	vs. Colorado	W	126.500	
2/1	vs. Utah	L	133.100	140.800
	@ New Mexico	W	132.650	
2/2	vs. Utah	L	134.150	139.900
	@ UTEP	W	119.450	
2/9	Wolfe's American Cup (5th)		136.550	
	Utah	L	144.500	
	Arizona State	L	139.950	
	LSU	L	138.150	
	BYU	L	137.550	
	Stanford	W	134.150	

1981

(Overall Record: 21-21; Dual Meet Record: 4-3)

Date	Meet	W/L/T	USU	Opponent
1/7	Boise State	W	139.050	132.400
1/12	BYU	W	139.550	136.550
1/31	UTEP	W	137.400	120.450
2/5	Illinois	W	137.850	131.200
2/9	Wolfe's American Cup (2nd)		140.300	
	Utah	L	150.200	
	BYU	W	140.150	
	Washington	W	139.000	
	Jacksonville State	W	136.550	
	Northern Colorado	W	134.500	
	Montana State	W	123.600	
2/13	@ Penn State	L	132.800	146.200
2/15	@ LSU	L	138.600	142.670
2/21	at Denver Invitational (2nd)		138.200	
	@ Denver	L	138.450	
	vs. BYU	W	138.100	
	vs. Northern Colo.	W	135.200	



The 1979 team was the first to earn a national championship berth. Jodi Mabb finished 14th in the all-around, helping the Aggies to a 10th-place finish at the AIAW National Championships with a score of 133.700.



ALL-TIME RESULTS



The 1982 team posted the highest national finish in Utah State history as the Aggies took ninth at the AIAW National Championships with a score of 137.450. Kris Stano earned All-American honors as she placed fourth on floor, the highest finish ever by an Aggie at the national championships. She was 11th in the all-around, narrowly missing a second All-American honor by one place.

	vs. Air Force	W		131.650
	vs. Adams State	W		120.900
2/27	@ Utah	L	140.950	148.200
	vs. Minnesota	W		135.100
3/6	@ Boise State	W	138.250	131.450
	vs. Seattle Pacific	W		126.800
3/15	@ Nebraska	L	139.450	139.700
3/28	at AIAW Regionals (3rd)		142.400	
	vs. Utah	L		149.350
	vs. BYU	L		144.450
	@ New Mexico	W		138.850
	vs. Northern Colo.	W		138.000
	vs. UTEP	W		128.000
4/10	at AIAW Nationals (14th)		132.750	
	@ Utah	L		145.650
	vs. UCLA	L		144.100
	vs. CS Fullerton	L		141.950
	vs. Penn State	L		141.800
	vs. Arizona State	L		141.600
	vs. Florida	L		141.350
	vs. Oregon State	L		141.150
	vs. Oklahoma State	L		138.450
	vs. USC	L		137.000
	vs. BYU	L		136.000
	vs. LSU	L		135.450
	vs. Pittsburgh	L		135.400
	vs. Louisville	L		134.000
	vs. Ohio State	W		132.300
	vs. Missouri	W		130.000

1982

(Overall Record: 17-13; Dual Meet Record: 8-3)

Date	Meet	W/L/T	USU	Opponent
12/15	Australian Nat'l Team	W	141.700	141.250
1/6	W. Aussie St. Team	W	133.950	132.500
1/18	Nebraska	W	142.850	142.650
1/25	Oral Roberts	W	143.650	140.250
1/30	@ Washington	L	137.600	138.000
2/8	Utah State Invitational (2nd)		142.500	
	BYU	L		145.100
	Northern Colorado	W		134.900
	Montana State	W		133.800
2/14	@ Oklahoma State	W	139.900	139.800
2/16	@ Oral Roberts	W	143.450	138.400
2/19	@ Boise State	W	141.900	134.450
	vs. Seattle Pacific	W		133.450
	vs. Montana	W		122.550
2/22	San Diego State	W	145.750	143.400
3/5	Oklahoma State	W	140.050	136.700
3/6	Penn State	L	139.800	144.400
3/12	@ BYU	L	138.950	143.650
3/20	at AIAW Regionals (2nd)		142.200	
	@ BYU	L		144.000
	vs. Northern Colo.	W		143.650
4/2	at AIAW Nationals (9th)		137.450	
	vs. Florida	L		143.900

	vs. Alabama	L		142.850
	vs. West Virginia	L		141.400
	vs. Georgia	L		141.300
	vs. Ohio State	L		141.050
	vs. BYU	L		140.850
	vs. Minnesota	L		140.650
	vs. Oklahoma State	L		138.500
	vs. Oral Roberts	W		136.950
	vs. Washington St.	W		134.400
	vs. Southern Illinois	W		133.250

1983

(Overall Record: 14-10; Dual Meet Record: 7-6)

Date	Meet	W/L/T	USU	Opponent
1/4	BYU	W	170.750	170.250
1/13	@ Northern Colo.	W	170.400	163.150
1/15	@ Denver	L	174.250	175.600
	vs. Missouri	W		167.300
1/17	@ Utah	L	170.300	181.750
1/21	@ Penn State	W	171.300	169.300
1/22	@ Clarion	W	158.300	93.450
1/24	@ Minnesota	L	175.000	177.450
1/31	Montana State	W	177.150	153.150
2/7	Boise State	W	175.450	164.000
2/11	Oregon State	L	178.350	181.750
2/12	UCLA	L	180.500	181.500
2/14	Coca-Cola Classic (1st)		178.250	
	Washington	W		173.750
	Washington State	W		170.350
	Southern Utah	W		147.600
2/18	@ Montana State	W	168.200	157.650
2/28	Denver	L	174.550	179.050
3/9	Utah	L	178.550	186.900
3/26	NCAA Regionals (4th)		174.350	
	Arizona State	L		186.900
	Utah	L		185.550
	BYU	L		175.550
	Arizona	W		169.850
	Boise State	W		166.300
	New Mexico	W		132.450

1984

(Overall Record: 9-17; Dual Meet Record: 4-5)

Date	Meet	W/L/T	USU	Opponent
1/16	Boise State	W	176.200	169.550
1/23	Denver	W	178.050	175.600
1/26	@ Washington	L	174.000	182.350
1/28	@ Oregon State	L	177.150	180.950
	vs. USC	L		180.650
1/31	Coca-Cola Classic (1st)		179.000	
	BYU	W		175.600
	Northern Colorado	W		166.550
2/6	@ Utah	L	180.250	190.900
	vs. Minnesota	W		178.050
2/11	@ Boise State	W	172.600	170.600

2/13	Montana	W	172.150	166.000
2/18	at UCLA Invitational (3rd)		174.550	
	@ UCLA	L		187.350
	vs. Arizona State	L		182.000
	vs. USC	W		174.400
	vs. CS Northridge	W		164.850
2/27	@ Denver	L	172.600	178.000
3/6	New Mexico	L	174.800	178.550
3/8	Utah	L	179.200	186.750
	Penn State	L		180.800
3/10	Florida	L	179.450	185.400
3/13	@ BYU	L	174.850	179.300
3/24	at NCAA Regionals (6th)		168.850	
	@ Utah	L		187.300
	vs. Arizona State	L		184.700
	vs. Arizona	L		181.100
	vs. Minnesota	L		176.300
	vs. Oklahoma	L		176.100

1985

(Overall Record: 11-14-1; Dual Meet Record: 3-6)

Date	Meet	W/L/T	USU	Opponent
1/5	@ Boise State	W	174.650	169.700
1/12	vs. Arizona	L	170.850	181.500
	vs. Seattle Pacific	W		169.050
	@ Montana	W		167.450
1/14	Denver	W	177.500	175.150
	Boise State	W		169.050
1/21	Montana	W	176.400	169.700
1/29	Coca-Cola Classic (1st)		175.050	
	Washington State	W		170.850
	Southern Utah	W		150.150
2/2	@ BYU	L	175.300	178.000
2/9	@ Utah	L	176.400	189.700
2/16	@ Denver	L	175.700	177.250
2/22	at Shanico Invite (T-5th)		174.000	
	@ Oregon State	L		185.850
	vs. Washington	L		181.400
	vs. Stanford	L		179.000
	vs. New Mexico	L		178.250
	vs. San Diego State	T		174.000
2/25	Washington State	W	179.100	177.650
3/2	vs. Stanford	L	175.200	176.750
	@ San Diego State	L		175.750
	vs. Long Beach State	W		170.800
3/4	Oregon State	L	180.450	183.300
3/5	Utah	L	180.950	186.700
3/10	@ California	L	178.950	180.750
	vs. Long Beach State	W		174.600
3/15	BYU	L	181.600	181.600

1986

(Overall Record: 24-11; Dual Meet Record: 5-2)

Date	Meet	W/L/T	USU	Opponent
1/11	@ Southern Utah	W	175.800	147.550
	vs. Cal Poly Pomona	W		143.000
1/13	Wisconsin	W	178.850	167.450
1/25	California	W	178.450	178.150
1/31	@ Washington State	W	175.500	172.550
	vs. Montana	W		169.750
	vs. Spokane College	W		160.250
2/3	@ Oregon State	L	182.050	182.750
2/7	at Cactus Classic (4th)		176.850	
	@ Arizona	L		183.550
	vs. Oklahoma	L		177.450
	vs. BYU	W		177.350
	vs. Denver	W		175.100
	vs. USC	W		149.700
2/15	vs. Arizona	W	184.700	183.700
	@ New Mexico	W		182.300
2/17	USU Invitational (1st)		184.050	
	Boise State	W		174.100
	Seattle Pacific	W		173.500
	Montana State	W		169.500
3/3	BYU	W	184.750	176.750
3/4	@ Utah	L	184.050	188.750
3/10	Coca-Cola Classic (2nd)		183.850	
	Utah	L		186.250
	Long Beach State	W		170.500
	Washington State	W		138.350
3/15	vs. Minnesota	W	181.200	180.950
	@ BYU	W		177.650
3/22	at HCAC Champ. (2nd)		181.150	
	@ Utah	L		186.850

	vs. BYU	W	177.750	
	vs. New Mexico	W	171.600	
3/27	@ Oklahoma State	W	184.000	182.200
3/29	@ Oklahoma	W	182.550	182.150
4/5	at NCAA Regionals (5th)		182.750	
	@ Utah	L	187.750	
	vs. Arizona State	L	187.700	
	vs. Arizona	L	184.850	
	vs. Oklahoma	L	184.100	
	vs. Nebraska	W	181.600	

1987

(Overall Record: 15-11; Dual Meet Record: 4-2)

Date	Meet	W/L/T	USU	Opponent
1/19	Minnesota	W	184.750	178.850
1/26	@ Utah	L	184.700	189.000
	vs. Washington	W		182.650
1/30	at Cactus Classic (2nd)		181.700	
	@ Arizona	L		185.150
	vs. Minnesota	W		178.850
	vs. Denver	W		177.600
	vs. BYU	W		175.450
	vs. Kentucky	W		174.700
2/7	@ Montana State	W	178.900	171.300
2/20	@ BYU	W	182.700	177.200
2/23	Montana State	W	182.050	171.850
	Southern Utah	W		153.150
3/9	New Mexico	W	186.150	184.100
3/11	Oklahoma	L	186.100	186.250
3/16	Coca-Cola Classic (1st)		186.700	
	BYU	W		177.150
	Alaska-Anchorage	W		97.400
3/23	Michigan State	L	185.650	185.800
3/28	at HCAC Champ. (3rd)		184.850	
	@ Utah	L		187.405
	vs. New Mexico	L		185.400
	vs. BYU	W		178.550
4/11	at NCAA Regionals (6th)		182.600	
	@ Arizona State	L		189.000
	vs. Utah	L		188.600
	vs. Arizona	L		187.250
	vs. Nebraska	L		185.150
	vs. Oklahoma	L		184.600
	vs. New Mexico	W		180.700

1988

(Overall Record: 17-13; Dual Meet Record: 6-2)

Date	Meet	W/L/T	USU	Opponent
1/9	@ Washington	L	176.700	178.200
1/11	Southern Utah	W	180.650	141.450
1/16	vs. Arizona	L	181.950	182.700
	@ BYU	W		176.850
	vs. Minnesota	W		174.000
1/25	Washington	W	182.200	176.150
1/29	vs. Utah	L	180.650	185.600
	@ Arizona State	L		185.250
	vs. Washington	L		182.350
2/6	@ Boise State	W	179.550	179.150
	vs. Alaska	W		138.100
2/8	Denver	W	184.600	180.500
2/19	@ BYU	W	184.200	180.050
2/22	@ Utah	L	185.600	190.550
	vs. CS Fullerton	W		185.450
	vs. Nebraska	W		185.200
2/26	@ Michigan State	L	182.750	184.350
2/29	Oregon State	L	187.050	188.900
	Boise State	W		179.350
3/7	BYU	W	187.350	182.450
3/26	HCAC Champ. (2nd)		186.400	
	Utah	L		190.900
	BYU	W		185.000
	New Mexico	W		184.500
4/4	Stanford	W	187.450	184.900
4/9	at NCAA Regionals (5th)		184.800	
	vs. Utah	L		190.200
	vs. Arizona State	L		187.100
	vs. Nebraska	L		187.050
	vs. Arizona	L		186.450
	@ Oklahoma	W		184.550
	vs. Houston Baptist	W		182.350

1989

(Overall Record: 12-17; Dual Meet Record: 3-5)

Date	Meet	W/L/T	USU	Opponent
1/16	@ Utah	L	181.450	187.600
	vs. Iowa	W		178.750
1/27	@ Denver	L	182.850	183.350
2/6	BYU	W	184.600	184.500
2/13	Denver	W	185.300	182.400
	Houston Baptist	W		182.150
	Southern Utah	W		158.650
2/18	@ Oregon State	L	183.500	188.700
2/20	Georgia	L	187.400	190.500
2/25	at Cardinal Invite (3rd)		187.500	
	vs. Arizona	L		190.700
	@ Stanford	L		188.100
	vs. Michigan	W		184.100
3/4	Utah	L	188.900	191.600
3/6	Missouri	W	188.100	181.500
3/11	@ New Mexico	L	184.500	188.400
	vs. Houston Baptist	L		185.550
3/18	at HCAC Champ. (3rd)		186.600	
	vs. Utah	L		191.800
	@ BYU	L		188.800
	vs. Boise State	W		186.150
	vs. New Mexico	W		184.500
	vs. Denver	W		181.600
3/20	New Mexico	W	188.500	185.700
3/25	@ BYU	L	188.500	190.550
4/1	at NCAA Regionals (6th)		188.300	
	@ Utah	L		192.800
	vs. Nebraska	L		192.400
	vs. Arizona State	L		190.000
	vs. Oklahoma	L		190.000
	vs. Arizona	L		188.900
	vs. BYU	W		187.000

1990

(Overall Record: 18-10-1; Dual Meet Record: 10-2-1)

Date	Meet	W/L/T	USU	Opponent
1/15	@ Southern Utah	W	181.950	174.400
1/19	@ Utah	L	184.550	191.950
1/22	Southern Utah	W	182.950	175.350
1/29	Boise State	W	186.250	184.650
2/2	@ Wisconsin	W	187.450	184.500
2/4	@ Minnesota	W	186.500	186.000
2/12	BYU	W	188.700	187.700
2/19	@ Boise State	W	185.350	184.600
3/3	at Georgia Invitational (2nd)		186.900	
	@ Georgia	L		191.750
	vs. Kentucky	W		185.400
	vs. BYU	W		185.200
	vs. West Virginia	W		184.050
	vs. North Carolina	W		177.500
3/9	@ BYU	T	188.150	188.150
3/12	Rhode Island	W	188.700	179.900
3/17	Utah	L	189.050	191.450
3/19	New Hampshire	W	188.800	186.500
3/24	at HCAC Champ. (3rd)		188.850	
	@ Utah	L		194.500

	vs. BYU	L	188.900	
	vs. New Mexico	W	188.000	
	vs. Denver	W	186.500	
	vs. Boise State	W	184.550	
3/26	New Mexico	W	192.600	186.000
4/7	at NCAA Regionals (6th)		187.550	
	@ Utah	L		194.950
	vs. Nebraska	L		191.225
	vs. Arizona	L		188.775
	vs. Oklahoma	L		187.825
	vs. Arizona State	L		187.800
	vs. BYU	W		185.350

1991

(Overall Record: 14-22; Dual Meet Record: 6-5)

Date	Meet	W/L/T	USU	Opponent
1/11	Oregon State	L	186.000	190.100
1/20	at Missouri Invitational (2nd)		186.250	
	@ Missouri	L		188.200
	vs. Michigan	W		184.750
	vs. Iowa	W		184.350
1/26	@ Southern Utah	W	189.300	181.350
2/2	@ Utah	L	190.600	195.600
2/4	Southern Utah	W	188.750	182.550
2/11	Boise State	W	192.000	183.800
2/15	at ASU Southwest Cup (2nd)		187.350	
	@ Arizona State	L		188.900
	vs. Michigan	W		184.750
	vs. Iowa	W		184.350
2/20	Utah	L	190.800	192.400
2/24	@ New Mexico	W	191.400	184.950
3/2	@ Boise State	W	188.900	187.700
	vs. Washington	W		187.500
3/5	BYU	L	191.000	191.200
3/7	@ BYU	L	191.950	194.050
3/11	New Mexico	W	189.250	182.300
3/23	Arizona State	W	192.350	190.450
4/6	at NCAA Regionals (5th)		190.575	
	vs. Utah	L		194.625
	@ Arizona	L		191.925
	vs. BYU	L		191.100
	vs. Arizona State	L		190.750
	vs. Nebraska	W		188.275
	vs. Oklahoma	W		188.125
4/9	at NCAA Nationals (12th)		185.950	
	@ Alabama	L		195.125
	vs. Utah	L		194.375
	vs. Georgia	L		193.375
	vs. Oregon State	L		192.350
	vs. Penn State	L		190.950
	vs. Florida	L		189.700
	vs. LSU	L		188.600
	vs. BYU	L		187.700
	vs. Arizona State	L		187.650
	vs. Auburn	L		187.650
	vs. Arizona	L		187.475



The 1991 squad is the only team to qualify for the NCAA National Championships, placing 12th with a score of 185.950.

1992

(Overall Record: 16-15; Dual Meet Record: 4-3)

Date	Meet	W/L/T	USU	Opponent
1/20	@ Utah	L	185.550	194.000
	vs. BYU	L		187.550
	vs. Southern Utah	W		184.000
1/27	Stanford	W	189.300	187.050
2/7	@ Utah	L	188.600	195.750
2/10	BYU	W	190.600	189.700
2/14	Oklahoma	W	190.500	186.400
2/21	@ Arizona State	L	189.250	192.600
	vs. Washington	W		185.850
	vs. Boise State	W		184.250
2/24	Utah	L	190.650	195.650
3/2	@ Southern Utah	W	191.700	187.500
3/6	@ Oregon State	L	187.100	194.400
	vs. Arizona State	L		191.800
	vs. Washington	W		184.450
3/14	@ BYU	L	191.900	194.300
	vs. Southern Utah	W		188.850
	vs. Boise State	W		185.950
3/16	Nebraska	L	189.950	190.000
	Southern Utah	W		187.800
	Boise State	W		185.950
3/21	@ Oklahoma	L	191.550	192.750
3/28	Big West Championships (1st)		192.700	
	Cal State Fullerton	W		191.000
	UC Santa Barbara	W		189.750
	San José State	W		170.600
4/6	at NCAA Regionals (6th)		189.350	
	@ Utah	L		197.075
	vs. Arizona	L		194.100
	vs. Arizona State	L		191.950
	vs. BYU	L		191.900
	vs. Nebraska	L		191.225
	vs. Oklahoma	W		188.700

1993

(Overall Record: 14-14; Dual Meet Record: 4-4)

Date	Meet	W/L/T	USU	Opponent
1/9	@ Denver	W	188.850	185.800
1/18	@ Utah	L	188.450	196.950
	vs. BYU	W		187.950
	vs. Southern Utah	W		186.300
1/22	Arizona State	L	189.700	190.050
2/4	@ Boise State	L	190.450	191.550
2/8	@ Utah	L	187.800	196.300
	vs. Iowa State	W		183.400
2/12	Oregon State	W	190.600	189.000
2/15	@ Southern Utah	W	190.950	189.950
2/22	Michigan	L	191.150	192.250
	BYU	L		191.200
2/26	Cal State Fullerton	W	190.850	189.350
3/1	Utah	L	191.400	195.850
3/8	Southern Utah	L	191.650	191.800
	Boise State	W		190.650
	Denver	W		185.900
3/12	@ BYU	L	189.650	193.600
3/20	at Big West Champ. (2nd)		189.500	
	@ Cal State Fullerton	L		191.700
	vs. UC Santa Barbara	W		185.800
	vs. Sacramento State	W		183.950
	vs. San José State	W		182.450
4/3	NCAA Regionals (5th)		189.850	
	Utah	L		196.980
	Arizona	L		193.980
	Arizona State	L		193.200
	BYU	L		192.800
	Oklahoma	W		187.900
	Nebraska	W		187.575

1994

(Overall Record: 15-11; Dual Meet Record: 7-3)

Date	Meet	W/L/T	USU	Opponent
1/10	Kentucky	W	183.675	175.200
1/21	@ Washington	L	186.400	187.100
	vs. Boise State	W		184.875
	vs. Alaska-Anchorage	W		169.875
1/27	@ Denver	W	188.675	184.175
	vs. Oklahoma	W		184.350
	vs. Air Force	W		181.025
1/31	Boise State	W	189.050	184.475
2/7	@ Utah	L	190.050	194.675
2/11	@ Boise State	W	192.125	188.225



Krissy Richards set the school record on beam with a 9.950 at Michigan during the 1997 season. Tina Ellis (2001 at BYU) and Nicole Kilpatrick (2003 vs. Boise State) have since matched the mark.

2/14	Washington	W	191.400	188.950
2/25	@ BYU	L	190.175	193.350
2/28	Southern Utah	W	190.350	184.775
3/7	BYU	W	193.750	192.975
3/12	Utah	L	192.800	194.200
3/21	@ Southern Utah	W	188.050	185.875
3/27	at Big West Champ. (2nd)		190.450	
	vs. Cal State Fullerton	L		190.500
	vs. UC Santa Barbara	W		189.050
	vs. Sacramento State	W		185.075
	@ San José State	W		180.050
4/9	at NCAA Regionals (7th)		188.450	
	vs. Utah	L		194.100
	vs. BYU	L		192.875
	@ Arizona State	L		191.875
	vs. Nebraska	L		190.100
	vs. Arizona	L		190.050
	vs. Oklahoma	L		189.800

1995

(Overall Record: 11-14; Dual Meet Record: 6-2)

Date	Meet	W/L/T	USU	Opponent
1/15	@ Nebraska	L	188.400	190.275
1/23	Denver	W	188.850	182.500
1/27	@ Oregon State	L	184.850	192.525
	vs. Seattle Pacific	W		177.050
2/6	@ Utah	L	190.100	196.300



The 1997 team recorded the top score in school history on vault with a 49.325 on March 1 at Texas Woman's. That squad also holds the fourth- and seventh-highest vault scores in program history with a 49.175 (March 15 at Michigan) and 49.075 (March 7 against BYU), respectively.

	vs. Minnesota	L		190.650
	vs. Southern Utah	L		190.300
2/17	@ Boise State	W	192.275	190.875
2/25	BYU	W	192.450	189.350
2/27	Boise State	W	190.400	187.975
3/4	@ BYU	L	190.475	192.625
	vs. Stanford	L		192.225
3/6	Southern Utah	W	193.950	192.775
3/11	Utah	L	193.925	197.175
3/20	@ Southern Utah	W	193.950	192.275
3/25	at Big West Champ. (2nd)		190.550	
	vs. Cal State Fullerton	L		191.375
	vs. Boise State	W		190.400
	@ UC Santa Barbara	W		189.675
	vs. San José State	W		183.900
4/8	at NCAA Regionals (6th)		191.950	
	vs. Utah	L		196.625
	@ Nebraska	L		194.725
	vs. BYU	L		194.050
	vs. Arizona State	L		193.250
	vs. Arizona	L		192.875
	vs. Oklahoma	W		191.050

1996

(Overall Record: 12-14; Dual Meet Record: 3-4)

Date	Meet	W/L/T	USU	Opponent
1/19	Utah	L	188.050	192.350
1/29	Boise State	W	192.650	189.600
2/1	BYU	L	193.275	193.825
2/5	@ Southern Utah	W	193.275	192.775
2/16	@ Arizona State	L	190.775	195.850
	vs. Nebraska	L		193.925
	vs. California	L		191.400
2/19	Southern Utah	W	193.425	193.250
	Auburn	W		191.450
2/23	@ Utah	L	192.800	196.100
3/1	vs. Arizona	L	192.600	195.075
	@ BYU	L		194.625
3/4	West Virginia	W	192.025	191.225
	UC Davis	W		185.125
3/9	@ Denver	L	192.100	192.775
3/23	@ Boise State	W	194.150	193.300
3/30	Big West Champ. (1st)		193.650	
	Boise State	W		191.925
	Cal State Fullerton	W		191.775
	San José State	W		191.525
	UC Santa Barbara	W		190.800
4/13	at NCAA Regionals (6th)		193.050	
	@ Utah	L		196.675
	vs. Arizona	L		195.750
	vs. Nebraska	L		195.300
	vs. BYU	L		194.925
	vs. Arizona State	L		194.075
	vs. Denver	W		191.950

1997

(Overall Record: 10-11; Dual Meet Record: 5-5)

Date	Meet	W/L/T	USU	Opponent
1/18	@ Boise State	W	193.000	189.550
1/24	Utah	L	193.625	196.750

1/31	Minnesota	W	193.825	193.650
2/8	@ BYU	L	192.500	193.750
2/17	@ Utah	L	192.750	196.925
2/21	Boise State	W	195.475	193.625
	Texas Woman's	W		187.950
2/24	@ Southern Utah	W	194.750	194.475
3/1	@ Texas Woman's	W	197.225	194.000
3/7	BYU	L	194.600	195.600
3/10	Southern Utah	W	196.025	193.775
3/15	@ Michigan	L	195.550	196.800
3/22	at Big West Champ. (2nd)		194.075	
	vs. Boise State	L		194.300
	vs. UC Santa Barbara	W		193.575
	@ Cal State Fullerton	W		191.025
4/5	at NCAA Regionals (6th)		193.675	
	@ Utah	L		195.700
	vs. Arizona State	L		195.225
	vs. Nebraska	L		195.150
	vs. BYU	L		194.025
	vs. Arizona	L		193.875
	vs. Denver	W		192.525

1998
(Overall Record: 8-17; Dual Meet Record: 2-8)

Date	Meet	W/L/T	USU	Opponent
1/17	@ Boise State	W	190.650	190.200
1/23	@ Washington	L	187.125	191.250
	vs. California	W		186.650
	vs. Sacramento State	W		178.825
1/30	BYU	L	193.125	194.175
2/2	Utah	L	193.400	195.950
2/7	@ Minnesota	L	189.875	194.000
2/13	UC Santa Barbara	W	194.100	184.450
2/20	Boise State	L	193.425	194.450
2/23	@ Southern Utah	L	192.200	192.875
2/27	@ Utah	L	192.775	196.175
3/2	@ BYU	L	191.575	194.775
3/6	Washington	L	191.725	194.775
	Auburn	L		192.200
	Southern Utah	W		189.400
3/14	@ Alabama	L	193.500	196.950
3/21	at Big West Champ. (1st)		194.525	
	@ Boise State	W		194.275
	vs. Cal State Fullerton	W		187.050
	vs. UC Santa Barbara	W		186.475
4/4	at NCAA Regionals (7th)		191.175	
	vs. Utah	L		195.575
	vs. BYU	L		195.500
	@ Arizona State	L		195.025
	vs. Arizona	L		194.750
	vs. Nebraska	L		194.275
	vs. Oklahoma	L		193.125

1999
(Overall Record: 17-5; Dual Meet Record: 7-1)

Date	Meet	W/L/T	USU	Opponent
1/22	Southern Utah	W	191.025	189.700
	Sacramento State	W		187.125
1/29	California	W	192.950	180.425
2/6	@ Boise State	W	193.125	192.700
	vs. Washington	W		192.550
2/12	@ Southern Utah	W	193.950	191.950
2/19	@ BYU	W	193.925	193.200
2/21	@ UC Santa Barbara	W	190.850	186.175
2/26	Utah	L	195.675	197.625
	Boise State	W		194.200
3/2	BYU	W	195.475	193.975
3/6	Southern Utah	W	194.275	193.475
3/13	Alabama	L	195.575	196.850
3/20	@ Auburn	W	193.925	193.225
3/27	at Big West Champ. (2nd)		195.200	
	vs. Boise State	L		195.475
	@ Cal State Fullerton	W		192.325
	vs. UC Santa Barbara	W		187.925
4/10	NCAA Regionals (3rd)		194.575	
	Georgia	L		197.375
	Florida	L		195.225
	Denver	W		194.200
	Minnesota	W		194.200
	Iowa State	W		194.175



Christy Denson is the school record holder in two events. She recorded a 9.975 on floor Feb. 26, 1999, in a tri-meet against Boise State and Utah. The following season, she scored another 9.975, this time on bars, at the Big West Conference Championships on March 18. Amber Jamison has also recorded a 9.975 on bars, and did so at the BWC Championships on March 27, 1999.

2000

(Overall Record: 12-13; Dual Meet Record: 5-4)

Date	Meet	W/L/T	USU	Opponent
1/14	@ Utah	L	190.375	195.650
1/26	Boise State	W	191.625	190.100
2/4	@ Sacramento State	L	190.450	190.475
2/7	Utah	L	193.175	197.075
2/11	BYU	W	195.550	195.450
2/14	@ Southern Utah	W	194.575	193.300
2/18	Denver	L	194.525	194.975
	Southern Utah	W		193.575
	UC Santa Barbara	W		190.600
2/24	@ BYU	L	194.250	195.600
2/27	@ Nebraska	L	192.750	196.775
	vs. West Virginia	L		195.475
	vs. Southern Utah	L		193.075
3/3	Texas Woman's	W	195.325	189.775
3/7	@ Boise State	W	194.725	194.650
3/12	vs. Missouri	W	195.900	195.050
	@ Texas Woman's	W		193.000
3/18	Big West Champ. (2nd)		194.250	
	Boise State	L		196.225
	Cal State Fullerton	W		194.200
	UC Santa Barbara	W		191.550
4/1	at NCAA Regionals (5th)		192.950	
	vs. Utah	L		196.325
	vs. West Virginia	L		195.475
	vs. Denver	L		195.450
	@ Minnesota	L		194.750
	vs. Southern Utah	W		191.800

2001

(Overall Record: 10-14; Dual Meet Record: 4-5)

Date	Meet	W/L/T	USU	Opponent
1/15	@ Boise State	L	188.800	192.225
1/21	vs. Oklahoma	L	193.850	195.300
	@ California	L		195.175
	vs. Arizona	W		193.350
1/26	Boise State	W	194.075	193.600
2/2	Southern Utah	W	194.350	194.025
2/6	@ Utah	L	194.325	197.125
2/10	@ Denver	L	194.900	195.900
2/17	Missouri	W	193.900	193.025
2/26	San José State	L	193.750	193.975

3/4	@ UCLA	L	192.225	197.700
	vs. California	L		195.025
	vs. UC Santa Barbara	W		188.575
3/9	BYU	W	196.025	195.500
3/12	@ Southern Utah	L	194.300	195.300
3/16	@ BYU	L	195.750	197.325
3/24	at Big West Champ. (1st)		195.675	
	vs. Cal State Fullerton	W		194.850
	vs. Boise State	W		194.250
	@ UC Santa Barbara	W		193.575
4/7	at NCAA Regionals (5th)		191.200	
	@ Utah	L		194.075
	vs. Denver	L		193.900
	vs. Iowa State	L		193.375
	vs. West Virginia	L		192.400
	vs. Air Force	W		190.200

2002

(Overall Record: 7-20; Dual Meet Record: 2-6)

Date	Meet	W/L/T	USU	Opponent
1/4	Cal State Fullerton	W	192.750	191.375
1/11	@ Arizona State	L	191.700	193.350
1/26	@ San José State	L	191.475	192.425
	vs. UC Davis	W		190.875
	vs. Alaska	W		184.300
2/1	@ Boise State	L	192.550	192.775
2/6	BYU	L	191.925	195.425
2/15	Utah	L	193.600	196.350
2/22	@ BYU	L	192.850	195.775
	vs. Boise State	L		193.250
2/27	Boise State	W	193.400	193.350
3/2	vs. Denver	L	191.700	195.675
	@ Missouri	L		194.775
	vs. Illinois State	L		193.000
3/8	Arizona State	L	195.425	196.100
	Southern Utah	W		195.275
3/13	@ Southern Utah	L	194.850	196.000
3/15	@ Cal State Fullerton	L	192.825	195.000
3/22	WGC Championships (3rd)		195.550	
	Denver	L		195.825
	Southern Utah	L		195.575
	Boise State	W		194.900
	Cal State Fullerton	W		193.250
4/6	at NCAA Regionals (6th)		193.400	
	vs. Georgia	L		196.125
	vs. Stanford	L		196.125
	@ Denver	L		196.000
	vs. Missouri	L		195.000
	vs. Air Force	L		193.775

2003

(Overall Record: 9-13; Dual Meet Record: 3-4)

Date	Meet	W/L/T	USU	Opponent
1/12	@ Cal State Fullerton	L	192.050	193.875
	vs. Illinois-Chicago	W		191.700
1/19	@ Oklahoma	L	192.875	195.950
	vs. Boise State	W		191.475
1/24	Boise State	W	195.350	193.675
2/7	Utah	L	196.150	197.825
2/10	@ Southern Utah	L	195.150	195.550
2/14	@ N.C. State	L	194.350	195.575
	vs. William & Mary	W		193.175
	vs. Rhode Island	W		190.825
2/21	BYU	W	195.975	195.675
2/28	Ohio State	L	195.275	196.375
3/7	vs. Southern Utah	L	195.225	195.875
	@ BYU	L		195.425
	vs. Central Michigan	L		195.250
3/10	Southern Utah	W	195.850	195.375
	Central Michigan	W		195.075
3/14	N.C. State	W	196.675	195.775
3/22	@ Ohio State	L	195.100	196.925
3/29	at WGC Championships (4th)		194.350	
	vs. Boise State	L		195.650
	vs. Cal State Fullerton	L		195.600
	@ Southern Utah	L		195.375

2004

(Overall Record: 9-12; Dual Meet Record: 3-6)

Date	Meet	W/L/T	USU	Opponent
1/17	at Rocky Mtn. Open (2nd)		192.800	
	vs. San José State	L		193.875
	@ Air Force	W		191.650
	vs. Texas Woman's	W		191.325

	vs. Wis.-Eau Claire	W		185.525
1/23	@ California	L	194.150	195.950
	vs. Arizona State	L		194.250
	vs. San José State	W		193.875
1/30	@ Boise State	L	194.100	195.700
2/6	Southern Utah	W	196.000	195.700
2/13	@ BYU	L	195.250	196.425
2/16	@ Southern Utah	W	196.000	195.225
2/20	Missouri	L	195.350	196.350
	Boise State	W		194.050
2/27	@ Utah	L	195.475	198.050
3/5	California	L	195.350	195.825
3/8	Cal State Fullerton	W	195.925	195.700
3/12	BYU	L	196.225	198.025
3/15	Denver	L	195.450	197.100
3/19	at WGC Championships (3rd)		194.300	
	@ Boise State	L		196.675
	vs. Southern Utah	L		194.500
	vs. Cal State Fullerton	W		194.100

2005

(Overall Record: 8-13; Dual Meet Record: 5-6)

Date	Meet	W/L/T	USU	Opponent
1/14	Utah	L	193.850	195.675
1/16	@ Central Michigan	L	191.850	194.050
2/1	BYU	L	190.600	194.125
2/8	@ Southern Utah	L	192.625	193.900
2/11	Denver	W	194.925	194.875
2/18	@ Boise State	W	194.550	193.400
2/25	Boise State	W	195.450	194.200
3/1	@ Texas Woman's	L	195.900	195.950
3/7	California	W	195.325	192.350
3/10	@ BYU	L	195.100	196.425
3/14	Southern Utah	W	195.825	194.700
3/19	vs. Kentucky	L	194.550	195.375
	@ Denver	L		195.250
3/25	at WGC Championships (1st)		195.150	
	vs. Southern Utah	W		194.350
	vs. Boise State	W		193.700
	@ Cal State Fullerton	W		193.550
4/9	at NCAA Regionals (6th)		192.375	
	@ Alabama	L		196.675
	vs. Iowa State	L		195.625
	vs. Auburn	L		194.800
	vs. Kentucky	L		193.325
	vs. Kent State	L		192.500

2006

(Overall Record: 7-17; Dual Meet Record: 0-7)

Date	Meet	W/L/T	USU	Opponent
1/8	vs. N.C. State	L	187.925	188.575
	vs. San José State	L		188.450
	@ Cal State Fullerton	L		187.975
1/15	vs. LSU	L	192.875	194.050
	@ Texas Woman's	W		190.475
	vs. Centenary	W		188.125
1/20	BYU	L	193.275	193.375
1/27	@ Utah	L	192.675	197.200
	vs. Southern Utah	L		193.175
2/2	@ BYU	L	192.550	193.520
2/10	Texas Woman's	W	193.350	191.125
	Washington	W		190.400
2/17	@ Boise State	L	192.225	193.525
	vs. Seattle Pacific	W		188.375
2/24	Sacramento State	L	192.175	193.750
3/3	@ Southern Utah	L	192.650	194.000
3/10	Boise State	L	193.300	194.425
3/13	Southern Utah	L	193.775	195.125
3/18	@ Minnesota	L	191.175	194.850
3/25	WAC Championships (4th)		193.100	
	Sacramento State	L		193.950
	Boise State	L		193.775
	Southern Utah	L		193.600
	San José State	W		192.800
	Cal State Fullerton	W		192.600

2007

(Overall Record: 11-15; Dual Meet Record: 4-5)

Date	Meet	W/L/T	USU	Opponent
1/7	@ Sacramento State	L	190.000	191.375
	vs. Wis.-La Crosse	W		185.100
1/12	@ Washington	L	191.400	193.000
1/22	BYU	L	193.800	195.475
1/25	@ San José State	W	194.225	193.025

	vs. Boise State	W		190.700
	vs. Seattle Pacific	W		189.875
2/1	Boise State	W	193.725	191.650
2/9	Utah	L	194.325	196.575
2/16	@ Southern Utah	L	192.275	194.575
2/23	Southern Utah	W	195.675	194.700
3/2	Alaska	W	194.525	186.750
3/9	vs. Oregon State	L	194.675	195.375
	@ BYU	L		195.125
3/17	Minnesota	L	193.800	195.200
3/23	@ Boise State	W	194.775	192.725
3/31	at WAC Championships (3rd)		195.175	
	vs. Sacramento State	L		195.275
	@ Southern Utah	L		195.225
	vs. San José State	W		193.750
	vs. Cal State Fullerton	W		193.625
	vs. Boise State	W		193.300
4/14	at NCAA Regionals (6th)		192.525	
	vs. Georgia	L		197.275
	@ Denver	L		195.825
	vs. Penn State	L		195.775
	vs. BYU	L		193.300
	vs. Minnesota	L		192.900

2008

(Overall Record: 6-18; Dual Meet Record: 2-7)

Date	Meet	W/L/T	USU	Opponent
1/11	@ Boise State	L	187.925	192.625
1/18	Sacramento State	L	191.050	192.575
1/22	Boise State	L	192.400	195.700
1/27	@ Cal State Fullerton	W	191.700	191.600
2/4	@ Southern Utah	L	192.250	196.000
2/9	vs. Oklahoma	L	192.275	195.925
	@ Denver	L		195.700
	vs. Air Force	W		186.375
2/15	BYU	L	192.425	193.725
	New Hampshire	W		190.900
2/22	@ Utah	L	189.650	197.200
	vs. Southern Utah	L		193.100
2/29	Denver	L	192.300	195.250
3/7	San José State	W	194.450	194.125
3/10	@ BYU	L	194.250	196.300
3/14	vs. Kentucky	L	193.900	195.200
	@ Texas Woman's	L		194.200
	vs. Centenary	W		192.025
3/21	Southern Utah	L	193.150	195.075
3/29	at WAC Championships (5th)		194.150	
	@ Boise State	L		194.925
	vs. San José State	L		194.725
	vs. Southern Utah	L		194.575
	vs. Sacramento State	L		194.275
	vs. Cal State Fullerton	W		192.650



Jeff Richards
2008-2013

Jeff Richards took over the head coaching reins following the retirement of Ray Corn and led the Aggies for five seasons. He compiled an overall record of 18-85 and a regular-season mark of 12-67. He coached 11 different NCAA Regional Championships participants, including three-time qualifiers Lyndsie Boone (2009, '10, '11), Jackie Dillon (2009, '10, '11) and Paige Jones (2011, '12, '13).

2009

(Overall Record: 1-19; Dual Meet Record: 1-9)

Date	Meet	W/L/T	USU	Opponent
1/10	@ Kentucky	L	187.150	191.100
1/16	Central Michigan	L	190.800	193.025
1/26	@ Southern Utah	L	191.925	194.750
1/30	@ Boise State	L	193.600	194.350
2/6	Cal State Fullerton	L	192.225	192.575
2/9	Utah	L	193.500	196.950
2/20	vs. San José State	L	191.375	194.850
	@ BYU	L		192.575
	vs. Boise State	L		191.950
2/27	vs. Boise State	L	190.250	195.325
	@ Sacramento State	L		192.050
3/6	Pittsburgh	L	192.675	194.550
3/8	@ San José State	L	191.150	194.150
3/13	BYU	W	193.825	191.975
3/16	Southern Utah	L	191.050	194.950

3/21	at WAC Championships (6th)		192.425	
	vs. Boise State	L		196.525
	@ Sacramento State	L		195.350
	vs. Southern Utah	L		195.175
	vs. San José State	L		194.875
	vs. Cal State Fullerton	L		192.975

2010

(Overall Record: 4-18; Dual Meet Record: 0-8)

Date	Meet	W/L/T	USU	Opponent
1/15	@ Central Michigan	L	187.275	192.275
1/17	at UNH Invitational (3rd)		191.650	
	@ New Hampshire	L		195.000
	vs. Ball State	L		192.850
	vs. Yale	W		186.525
1/22	@ Southern Utah	L	191.225	195.050
1/29	Boise State	L	191.125	191.625
2/5	vs. Denver	L	190.475	195.050
	@ BYU	L		194.975
2/12	@ Utah	L	178.250	196.225
2/15	Southern Utah	L	186.675	195.075
2/19	BYU	L	190.725	195.350
2/26	vs. UCLA	L	188.700	197.250
	@ Cal State Fullerton	L		191.750
3/5	@ Boise State	L	189.225	195.625
	vs. BYU	L		193.750
3/12	San José State	L	193.725	194.675
3/19	Sacramento State	L	192.050	194.650
3/27	at WAC Championships (3rd)		193.675	
	vs. Southern Utah	L		195.800
	vs. Boise State	L		195.700
	vs. San José State	W		193.600
	@ Cal State Fullerton	W		193.175
	vs. Sacramento State	W		192.650

2011

(Overall Record: 3-18; Dual Meet Record: 1-6)

Date	Meet	W/L/T	USU	Opponent
1/7	Southern Utah	L	192.800	193.475
1/14	BYU	L	192.000	193.075
	Arizona	L		192.725
1/21	@ San José State	L	191.350	194.700
	vs. Wis.-Eau Claire	W		181.675
1/29	@ BYU	L	191.900	194.925
	vs. Iowa State	L		194.925
	vs. Southern Utah	L		194.275
2/4	@ Southern Utah	L	192.125	194.000
2/11	@ Sacramento State	L	190.625	192.000
2/18	Boise State	L	193.600	196.250
2/25	Utah	L	193.150	196.550
2/27	@ Boise State	L	192.650	195.475
3/4	Cal State Fullerton	W	194.550	190.700
3/12	vs. Iowa	L	193.150	196.450
	@ Southern Utah	L		195.400
3/19	at WAC Championships (5th)		191.850	
	vs. Boise State	L		195.700
	vs. Southern Utah	L		194.825
	@ San José State	L		193.925
	vs. Sacramento State	L		193.550
	vs. Cal State Fullerton	W		191.650

2012

(Overall Record: 5-16; Dual Meet Record: 2-5)

Date	Meet	W/L/T	USU	Opponent
1/13	@ Utah	L	191.925	197.400
1/21	vs. Oklahoma	L	192.325	197.450
	@ Texas Woman's	L		192.425
	vs. Centenary	W		191.475
1/27	Southern Utah	L	194.050	194.525
	Boise State	W		193.525
2/3	Arizona State	L	192.575	194.600
2/10	San José State	L	194.875	194.950
2/17	Sacramento State	W	193.875	193.400
2/25	@ BYU	L	193.625	194.100
	vs. Southern Utah	L		193.925
3/2	@ Boise State	L	192.750	196.125
3/5	BYU	L	193.675	195.525
3/9	@ Southern Utah	W	194.200	193.700
3/16	@ Arizona	L	192.975	196.525
	vs. Bridgeport	L		193.525
	vs. Air Force	W		192.175
3/24	WAC Championships (5th)		194.775	
	Denver	L		196.350
	Sacramento State	L		195.675

Southern Utah	L	195.025
San José State	L	194.800

2013

(Overall Record: 5-14; Dual Meet Record: 1-6)

Date	Meet	W/L/T	USU	Opponent
1/12	@ BYU	L	189.425	194.075
1/18	@ Boise State	L	191.250	194.875
1/25	Southern Utah	L	192.875	194.025
	Hamline	W		181.975
2/1	@ Southern Utah	L	194.200	195.425
2/8	Air Force	W	193.575	193.200
2/15	@ San José State	L	193.225	194.550
	vs. Brown	W		189.900
2/23	@ Denver	L	192.150	195.800
	vs. Boise State	L		194.525
	vs. Rutgers	L		193.925
3/1	@ Sacramento State	L	193.400	193.800
3/4	BYU	L	192.900	195.025
3/15	Boise State	L	194.125	195.300
3/23	at WAC Championships (4th)		195.100	
	vs. Boise State	L		196.225
	vs. Denver	L		195.125
	vs. Sacramento State	L		195.500
	@ Southern Utah	W		194.925
	vs. San José State	W		194.700



Nadalie Walsh
2013-2017

Nadalie Walsh led the Aggies to the NCAA Regional Championships all four seasons she was at the helm of the program. She compiled a 38-63 overall record, including 32-34 in the regular season and 17-17 in dual meets. Under Walsh, the Aggies placed second at the 2017 MRGC Championships, the program's best finish at a conference championship meet since 2005, when USU captured the WAC crown.

2014

(Overall Record: 10-17; Dual Meet Record: 6-2)

Date	Meet	W/L/T	USU	Opponent
1/11	@ Iowa	W	191.750	191.650
1/17	@ Southern Utah	W	194.150	193.975
1/24	BYU	W	193.200	192.900
1/26	vs. Stanford	L	194.400	197.275
	@ UC Davis	L		195.875
	vs. San José State	L		195.400
2/1	@ Air Force	W	195.225	192.875
	vs. Seattle Pacific	W		190.250
2/7	@ BYU	L	194.350	194.900
2/15	@ Oregon State	L	194.025	196.675
	vs. Boise State	L		196.000
	vs. Seattle Pacific	W		192.650
2/21	Denver	L	194.650	195.875
2/28	Sacramento State	W	195.100	193.650
3/7	San José State	W	195.525	195.100
3/14	Southern Utah	W	196.000	195.550
3/16	@ UCLA	L	196.000	197.050
	vs. Bowling Green	W		194.175
3/22	at MRGC Champ. (5th)		196.075	
	vs. Denver	L		196.925
	vs. Boise State	L		196.900
	vs. Southern Utah	L		196.125
	@ BYU	L		196.100
4/5	at NCAA Regionals (6th)		191.875	
	vs. Utah	L		197.300
	vs. UCLA	L		196.600
	@ Arkansas	L		196.375
	vs. Arizona State	L		194.425
	vs. UC Davis	L		193.900

2015

(Overall Record: 11-15; Dual Meet Record: 4-4)

Date	Meet	W/L/T	USU	Opponent
1/9	Air Force	W	193.975	186.675
1/17	@ Denver	L	194.525	196.025
1/23	@ BYU	W	195.500	195.300
1/30	Boise State	L	194.275	195.975
	UC Davis	W		193.550
2/6	Seattle Pacific	W	194.725	192.075
2/15	@ Boise State	L	194.475	195.925
2/20	Southern Utah	L	195.025	196.225

2/27	@ Southern Utah	L	195.100	196.475
	vs. Denver	L		196.100
3/6	vs. Central Michigan	L	195.100	196.150
	@ BYU	W		194.400
3/8	@ San José State	W	195.750	195.675
	vs. Sacramento State	W		195.050
	vs. Seattle Pacific	W		194.025
3/13	BYU	L	196.350	196.375
3/15	@ Sacramento State	W	196.325	196.000
3/21	at MRGC Champ. (4th)		195.125	
	vs. Boise State	L		196.625
	vs. Southern Utah	L		196.275
	@ Denver	L		196.075
	vs. BYU	W		194.225
4/4	at NCAA Regionals (5th)		195.150	
	vs. Georgia	L		197.025
	vs. Utah	L		196.575
	@ California	L		196.000
	vs. Boise State	L		195.375
	vs. BYU	W		194.150

2016

(Overall Record: 8-15; Dual Meet Record: 5-5)

Date	Meet	W/L/T	USU	Opponent
1/8	Centenary	W	194.375	184.225
1/15	Kent State	W	194.100	193.500
1/22	@ Southern Utah	L	194.900	195.275
1/29	Southern Utah	W	195.425	195.250
2/6	@ Denver	L	195.000	196.675
2/12	at Perfect 10 Challenge (4th)		195.100	
	vs. Oklahoma	L		197.675
	vs. Denver	L		196.000
	vs. George Wash.	L		195.750
2/19	@ BYU	W	195.475	195.150
2/26	Boise State	L	194.675	196.425
3/4	BYU	W	196.025	195.550
	New Hampshire	W		193.825
3/6	@ Nebraska	L	195.750	197.350
3/11	@ Arkansas	L	194.825	196.775
3/13	@ Illinois-Chicago	W	194.725	191.025
3/19	at MRGC Champ. (4th)		195.875	
	@ Boise State	L		197.025
	vs. Southern Utah	L		196.575
	vs. BYU	L		196.100
4/2	at NCAA Regionals (5th)		195.025	
	@ Utah	L		197.125
	vs. UCLA	L		196.375
	vs. Washington	L		195.825
	vs. Illinois	L		195.350
	vs. Southern Utah	W		194.950

2017

(Overall Record: 9-16; Dual Meet Record: 2-6)

Date	Meet	W/L/T	USU	Opponent
1/6	@ Arizona	L	191.600	194.025
	vs. Texas Woman's	W		189.500
1/13	North Carolina State	W	195.400	193.900
	Bowling Green	W		193.275
1/20	@ BYU	W	195.300	195.200
1/29	@ New Hampshire	L	195.175	194.075
2/3	BYU	W	195.850	194.850
2/10	@ Southern Utah	L	195.275	196.725
2/17	Boise State	L	196.300	196.700
2/20	@ UCLA	L	195.700	195.875
	vs. Bridgeport			193.225
2/25	at Masters Classic (3rd)		196.200	
	@ Nebraska	L		197.175
	vs. California	L		196.400
	vs. SE Missouri	W		190.325
3/2	@ Boise State	L	195.675	196.700
3/5	@ San José State	L	194.025	195.150
3/10	Southern Utah	L	194.600	195.675
3/18	MRGC Champ. (2nd)		196.100	
	Boise State	L		197.050
	Southern Utah	W		196.075
	BYU	W		194.675
4/1	at NCAA Regionals (6th)		194.850	
	vs. Oklahoma	L		198.075
	@ Washington	L		196.550
	vs. Kentucky	L		196.200
	vs. Stanford	L		195.575
	vs. BYU	L		195.025



Amy Smith
2017-Present

Amy Smith, the 2020 MRGC Coach of the Year, is in her fourth season at Utah State. In 2019, Smith coached Madison Ward-Sessions to WCGA second-team regular-season All-American honors on floor. Ward-Sessions became the first gymnast in Utah State history to ever garner All-American accolades during the regular season. In 2020, the Aggies went 7-6-1 overall.

2018

(Overall Record: 9-11; Dual Meet Record: 2-5)

Date	Meet	W/L/T	USU	Opponent
1/13	@ Bowling Green	L	192.975	194.825
1/19	San José State	W	195.450	194.275
	Sacramento State	W		193.275
1/27	@ Denver	L	195.000	196.675
2/2	Boise State	L	195.150	196.625
2/9	@ UC Davis	W	195.100	194.525
	vs. Sacramento State	W		194.400
2/12	@ Southern Utah	W	195.275	195.200
2/16	@ Boise State	L	196.875	194.900
2/23	at Elevate The Stage (3rd)		195.100	
	vs. Denver	L		196.575
	vs. Michigan	L		196.575
	vs. Bowling Green	W		195.750
3/2	BYU	L	196.100	196.200
3/9	@ BYU	L	195.725	196.500
	vs. Penn State	L		196.675
	vs. Texas Woman's	W		194.925
3/16	Southern Utah	W	196.500	195.750
3/24	at MRGC Champ. (3rd)		195.825	
	vs. Boise State	L		196.875
	vs. BYU	L		196.000
	@ Southern Utah	W		195.575

2019

(Overall Record: 5-13; Dual Meet Record: 1-6)

Date	Meet	W/L/T	USU	Opponent
1/12	@ Pittsburgh	L	194.600	194.750
	vs. West Virginia	L		195.500
	vs. Eastern Michigan	W		192.700
1/18	BYU	L	193.950	194.575
1/25	@ BYU	L	194.850	196.450
2/1	@ Southern Utah	L	194.975	195.500
2/8	Boise State	L	194.975	196.075
2/17	@ West Virginia	W	196.075	195.575
	vs. Pittsburgh	W		195.100
	vs. Cornell	W		193.075
2/22	Alaska	W	194.925	192.675
3/1	at Boise State	L	195.025	197.125
	vs. Washington	L		196.750
3/8	Southern Utah	L	195.275	196.350
3/16	at UCLA	L	194.850	197.575
3/22	at MRGC Champ. (4th)		193.800	
	vs. Boise State	L		196.950
	vs. Southern Utah	L		195.900
	at BYU	L		195.750

2020

(Overall Record: 7-6-1; Dual Meet Record: 5-1)

Date	Meet	W/L/T	USU	Opponent
1/11	at Best of Utah (4th)		194.150	
	vs. Utah	L		197.000
	vs. BYU	L		195.575
	vs. Southern Utah	L		194.650
1/18	@ BYU	L	194.750	195.875
	vs. UCLA	L		197.425
1/25	@ Air Force	W	195.550	192.375
1/31	@ Southern Utah	L	195.175	195.875
2/7	vs. Boise State	W	195.675	193.850
2/14	vs. Southern Utah	W	196.525	196.450
2/21	@ Boise State	T	196.800	196.800
	vs. Sacramento State	W		192.700
	vs. UC Davis	W		195.850
2/28	vs. UC Davis	W	195.725	193.700
3/6	vs. BYU	W	196.600	196.450



ALL-TIME
SERIES
RECORDS

ALL-TIME SERIES RECORDS

Team	Overall W-L-T	Home W-L-T	Away W-L-T	Neutral W-L-T	Postseason W-L-T	Last Meeting
Adams State	1-0-0			1-0-0		1981, USU won 138.200-120.900
Air Force	13-1-0	2-0-0	6-0-0	5-1-0	1-1-0	2020, USU won 195.550-192.375
Alabama	0-5-0	0-1-0	0-3-0	0-1-0	0-3-0	2005, Alabama won 196.675-192.375
Alaska Anchorage	6-0-0	3-0-0		3-0-0		2019, USU won 194.925-192.675
Arizona	11-24-0	3-2-0	1-5-0	7-17-0	3-15-0	2017, Arizona won 194.025-191.600
Arizona State	4-34-0	2-7-0	1-8-0	1-19-0	0-21-0	2014, ASU won 194.425-191.875
Arkansas	0-2-0		0-2-0		0-1-0	2016, Arkansas won 196.775-194.825
Auburn	2-3-0	1-1-0	1-0-0	0-2-0	0-2-0	2005, Auburn won 194.800-192.375
Australian Nat'l Team	1-0-0	1-0-0				1981, USU won 141.700-141.250
Ball State	0-1-0			0-1-0		2010, Ball State won 192.850-191.650
Boise State	56-49-1	28-14-0	17-18-1	11-17-0	10-18-0	2020, Tied 196.800-196.800
Bowling Green	3-1-0	1-0-0	0-1-0	2-0-0		2018, USU won 195.325-194.750
Bridgeport	1-1-0	0-0-0		1-1-0		2017, USU won 195.700-193.225
Brown	1-0-0			1-0-0		2013, USU won 193.225-189.900
BYU	49-81-1	26-24-0	10-35-1	13-23-0	9-24-0	2020, USU won 196.600-196.450
California	5-8-0	3-1-0	0-4-0	2-3-0	0-1-0	2017, Cal won 196.400-196.200
Cal Poly Pomona	1-0-0			1-0-0		1986, USU won 175.800-143.000
Cal State Fullerton	22-14-0	9-1-0	5-5-0	8-8-0	15-8-0	2011, USU won 191.850-191.650
Cal State Northridge	1-0-0			1-0-0		1984, USU won 174.550-164.850
Centenary	4-0-0	1-0-0		3-0-0		2016, USU won 194.375-184.225
Central Michigan	1-5-0	1-1-0	0-2-0	0-2-0		2015, USU won 196.150-195.100
Clarion State	1-1-0		1-0-0	0-1-0	0-1-0	1983, USU won 158.300-93.450
Colorado	7-0-0	2-0-0	1-0-0	4-0-0	3-0-0	1980, USU won 141.150-127.750
Colorado State	8-0-0	1-0-0	1-0-0	6-0-0	2-0-0	1980, USU won 141.150-129.450
Cornell	1-0-0			1-0-0		2019, USU won 196.075-193.075
Denver	20-32-0	8-7-0	3-16-0	9-9-0	4-9-0	2018, Denver won 196.575-195.325
Eastern Kentucky	1-0-0			1-0-0	1-0-0	1979, USU won 133.700-130.450
Eastern Michigan	1-0-0			1-0-0		2019, USU won 194.600-192.700
Eastern Montana	1-0-0			1-0-0		1977, USU won 131.650-102.300
Florida	0-6-0	0-2-0		0-4-0	0-4-0	1999, Florida won 195.225-194.575
George Washington	0-1-0			0-1-0		2016, GWU won 195.750-195.100
Georgia	1-8-0	0-3-0		1-5-0	1-5-0	2015, Georgia won 197.025-195.150
Hamline	1-0-0	1-0-0				2013, USU won 192.875-181.975
Houston Baptist	2-1-0	1-0-0		1-1-0	1-0-0	1989, Houston Baptist won 185.550-184.500
Illinois	1-1-0	1-0-0		0-1-0	0-1-0	2016, Illinois won 195.350-195.025
Illinois-Chicago	2-0-0		1-0-0	1-0-0		2016, USU won 194.725-191.025
Illinois State	0-1-0			0-1-0		2002, Illinois State won 193.000-191.700
Iowa	3-1-0		1-0-0	2-1-0		2014, USU won 191.750-191.650
Iowa State	2-3-0	1-0-0		1-3-0	1-2-0	2011, Iowa State won 194.925-191.900
Jacksonville State	1-1-0	1-0-0		0-1-0	0-1-0	1981, USU won 140.300-136.550
Kent State	2-1-0	1-0-0		1-1-0	1-1-0	2016, USU won 194.100-193.500
Kentucky	3-5-0	1-0-0	0-1-0	2-4-0	0-2-0	2017, Kentucky won 196.200-194.850
Long Beach State	5-0-0	1-0-0		4-0-0		1986, USU won 183.850-170.500
Louisville	0-3-0			0-3-0	0-3-0	1981, Louisville won 134.000-132.750
LSU	1-6-0	0-1-0	0-1-0	1-4-0	1-3-0	2006, LSU won 194.050-192.875
Michigan	2-3-0	0-1-0	0-1-0	2-1-0		2018, Michigan won 196.575-195.325
Michigan State	1-2-0	1-1-0		0-1-0		1988, Michigan State won 184.350-182.750
Minnesota	10-10-0	3-1-0	1-4-0	6-5-0	2-4-0	2007, Minnesota won 192.900-192.525
Missouri	5-4-0	2-1-0	0-2-0	3-1-0	1-1-0	2004, Missouri won 196.350-195.350
Missouri State	0-1-0			0-1-0	0-1-0	1979, Missouri State won 137.700-133.700
Montana	5-0-0	2-0-0	1-0-0	2-0-0		1986, USU won 175.500-169.750
Montana State	7-0-0	5-0-0	2-0-0			1987, USU won 182.050-171.850
Nebraska	9-18-0	2-2-0	0-6-0	7-10-0	3-11-0	2017, Nebraska won 197.175-196.200
New Hampshire	3-2-0	3-0-0	0-2-0			2017, UNH won 195.175-194.075
New Mexico	18-4-0	6-1-0	6-1-0	6-2-0	9-1-0	1991, USU won 189.250-182.300
North Carolina	1-0-0			1-0-0		1990, USU won 186.900-177.500
North Carolina State	2-2-0	2-0-0	0-1-0	0-1-0		2017, USU won 195.400-193.900
Northern Colorado	16-2-0	6-1-0		10-1-0	5-0-0	1984, USU won 179.000-166.550
Ohio State	1-4-0	0-1-0	0-1-0	1-2-0	1-1-0	2003, Ohio State won 196.925-195.100
Oklahoma	8-16-0	2-1-0	2-2-0	4-13-0	4-8-0	2017, OU won 198.075-194.850
Oklahoma State	5-2-0	2-0-0	2-0-0	1-2-0	1-2-0	1986, USU won 184.000-182.200
Oral Roberts	3-0-0	1-0-0	1-0-0	1-0-0	1-0-0	1982, USU won 137.450-136.950
Oregon	1-0-0	1-0-0				1980, USU won 137.450-134.650
Oregon State	1-17-0	1-4-0	0-7-0	0-6-0	0-4-0	2014, OSU won 196.675-194.025
Penn State	1-10-0	0-3-0	1-2-0	0-5-0	0-5-0	2018, PSU won 196.675-195.725
Pittsburgh	1-4-0	0-1-0	0-1-0	1-2-0	0-2-0	2019, USU won 196.075-195.100
Rhode Island	2-0-0	1-0-0		1-0-0		2003, USU won 194.350-190.825
Rutgers	0-1-0			0-1-0		2013, Rutgers won 193.925-192.150
Sacramento State	12-15-0	4-5-0	1-6-0	7-4-0	3-7-0	2020, USU won 196.800-192.700
San Diego State	4-1-1	2-0-0	1-1-0	1-0-1		1985, SDSU won 175.750-175.200

Boldface indicates 2021 opponents



ALL-TIME SERIES RECORDS

Team	Overall W-L-T	Home W-L-T	Away W-L-T	Neutral W-L-T	Postseason W-L-T	Last Meeting
San José State	16-16-0	6-4-0	3-6-0	7-6-0	9-4-0	2018, USU won 195.450-194.275
Seattle Pacific	11-0-0	2-0-0		9-0-0		2015, USU won 195.750-194.025
Southern Cal	4-6-0	1-0-0	1-0-0	2-6-0	0-1-0	1986, USU won 176.850-149.700
Southeast Missouri	1-0-0			1-0-0		2017, USU won 196.200-190.325
Southern Colorado	1-0-0			1-0-0		1977, USU won 131.650-99.600
Southern Illinois	2-1-0	1-0-0		1-1-0	1-0-0	1982, USU won 137.450-133.250
Southern Utah	50-51-0	27-14-0	17-20-0	6-17-0	6-14-0	2020, USU won 196.525-196.459
Spokane College	1-0-0			1-0-0		1986, USU won 175.500-160.250
Stanford	4-7-0	3-0-0	0-1-0	1-6-0	0-2-0	2017, Stanford won 195.575-194.850
Texas Woman's	9-3-0	3-0-0	3-3-0	3-0-0		2018, USU won 195.725-194.925
UC Davis	6-2-0	3-0-0	1-1-0	2-1-0	0-1-0	2020, USU won 195.725-193.700
UCLA	3-15-0	1-1-0	1-9-0	1-5-0	1-4-0	2020, UCLA won 197.425-194.750
UC Santa Barbara	14-0-0	5-0-0	3-0-0	6-0-0	10-0-0	2001, USU won 195.675-193.575
Utah	3-90-0	2-28-0	0-40-0	1-22-0	0-32-0	2020, Utah won 197.000-194.150
UTEP	7-0-0	2-0-0	2-0-0	3-0-0	3-0-0	1981, USU won 142.400-128.000
Washington	10-12-0	5-1-0	0-7-0	5-4-0	0-2-0	2019, Washington won 196.750-195.025
Washington State	6-0-0	4-0-0	1-0-0	1-0-0	1-0-0	1986, USU won 183.850-138.350
Weber State	2-0-0	1-0-0		1-0-0		1978, USU won 134.250-106.650
W. Australian State Team	1-0-0	1-0-0				1981, USU won 133.950-132.500
West Virginia	3-5-0	1-0-0	1-0-0	1-5-0	0-3-0	2019, USU won 196.075-195.575
William & Mary	1-0-0			1-0-0		2003, USU won 194.350-193.175
Wisconsin	2-0-0	1-0-0	1-0-0			1990, USU won 187.450-184.500
Wisconsin-Eau Claire	2-0-0			2-0-0		2011, USU won 191.350-181.675
Wisconsin-La Crosse	1-0-0			1-0-0		2007, USU won 190.000-185.100
Yale	1-0-0			1-0-0		2010, USU won 191.650-186.525
Program Totals:	525-626-3	215-136-0	101-226-2	209-264-1	114-236-0	

Boldface indicates 2021 opponents

**UTAH STATE GYMNASTICS
SPECTRUM ATTENDANCE HIGHS**

Date	Attendance	Meet (Result)
1. 3/12/94	6,255	Utah (L, 194.200-192.800)
2. 1/24/97	6,208	Utah (L, 196.750-193.625)
3. 3/11/95	5,493	Utah (L, 197.175-193.925)
4. 1/19/96	5,210	Utah (L, 192.350-188.050)
5. 2/20/91	5,123	Utah (L, 192.400-190.800)
6. 4/3/93	5,047	NCAA Regionals (5/7, 189.950)
7. 2/24/92	4,884	Utah (L, 195.650-190.650)
8. 2/2/98	4,792	Utah (L, 195.950-193.400)
9. 2/26/99	4,156	Utah, BSU (2/3, 195.675)
10. 3/1/93	4,127	Utah (L, 195.850-191.400)
11. 1/14/05	4,123	Utah (L, 195.675-193.850)
12. 1/30/93	4,040	BYU (L, 194.175-193.125)
13. 3/4/89	3,815	Utah (L, 191.600-188.900)
14. 3/7/94	3,553	BYU (W, 193.750-192.975)
15. 2/3/17	3,313	BYU (W, 195.850-194.850)
16. 1/24/14	3,286	BYU (W, 193.200-192.200)
17. 2/11/91	3,156	Boise St. (W, 192.000-188.900)
18. 2/6/02	3,112	BYU (L, 195.425-191.925)
19. 1/31/97	3,111	Minnesota (W, 193.825-193.650)
20. 3/30/96	3,068	Big West Champ. (1/5, 193.650)



ALL-TIME
OPPONENTS
HISTORY



ALL-TIME OPPONENTS HISTORY

ADAMS STATE (1-0)

H: 0-0 A: 0-0 N: 1-0

2/21/81 W 138.200-120.900 N

AIR FORCE (13-1)

H: 2-0 A: 6-0 N: 5-1

1/9/78 W 131.650-116.650 A
2/18/78 W 134.250-116.250 A
12/8/78 W 126.000-110.700 A
2/21/81 W 138.200-131.650 N
1/27/94 W 188.675-181.025 N
4/7/01 W 191.200-190.200 N
4/6/02 L 193.775-193.400 N
1/17/04 W 192.800-191.650 A
2/9/08 W 192.275-186.375 N
3/16/12 W 192.975-191.175 N
2/8/13 W 193.575-193.200 H
2/1/14 W 195.225-192.875 A
1/9/15 W 193.975-186.675 H
1/25/19 W 195.550-192.375 A

ALABAMA (0-5)

H: 0-1 A: 0-3 N: 0-1

4/2/82 L 142.850-137.450 N
4/19/91 L 195.125-185.950 A
3/14/98 L 196.950-193.500 A
3/13/99 L 196.850-195.575 H
4/9/05 L 196.675-192.375 A

ALASKA ANCHORAGE (6-0)

H: 3-0 A: 0-0 N: 3-0

3/16/87 W 186.700-97.400 H
2/6/88 W 179.550-138.100 N
1/21/94 W 186.400-169.875 N
1/26/02 W 191.475-184.300 N
3/2/07 W 194.525-186.750 H
2/22/19 W 194.925-192.675 H

ARIZONA (11-24)

H: 3-2 A: 1-5 N: 7-17

1/27/78 W 135.450-134.000 N
1978 W 136.200-135.900 N
3/10/78 W 134.700-130.250 N
1/26/79 W 133.650-127.950 A
2/23/79 W 133.700-129.900 N
3/17/79 W 133.300-132.500 H
2/9/80 W 136.550-132.200 H
2/29/80 W 137.700-136.550 N
3/26/83 W 174.350-169.850 H
3/24/84 L 181.100-168.850 N
1/12/85 L 181.500-170.850 N
2/7/86 L 183.550-176.850 A
2/15/86 W 184.700-183.700 N
4/5/86 L 184.850-182.750 N
1/30/87 L 185.150-181.700 A
4/11/87 L 187.250-182.600 N
1/16/88 L 182.700-181.950 N
4/9/88 L 186.450-184.800 N
2/25/89 L 190.700-187.500 N
4/1/89 L 188.900-188.300 N
4/7/90 L 188.775-187.550 N
4/6/91 L 191.925-190.575 A
4/19/91 L 187.475-185.950 N
4/6/92 L 194.100-189.350 N
4/3/93 L 193.980-189.850 H
4/9/94 L 190.050-188.450 N
4/8/95 L 192.875-191.950 N
3/1/96 L 195.075-192.600 N
4/13/96 L 195.750-193.050 N
4/5/97 L 193.875-193.675 N
4/4/98 L 194.750-191.175 N
1/21/01 W 193.850-193.350 N
1/14/11 L 192.725-192.000 H
3/16/12 L 196.525-192.975 A
1/6/17 L 194.025-191.600 A

ARIZONA STATE (4-34)

H: 2-7 A: 1-8 N: 1-19

1/28/78 W 139.900-139.250 H

3/10/78 L 138.500-134.700 N
12/8/78 L 126.650-126.000 N
1/27/79 W 131.700-131.550 A
2/23/79 W 133.700-130.000 N
3/17/79 L 133.400-133.300 H
2/9/80 L 139.950-136.550 H
4/4/80 L 136.950-131.450 N
4/10/81 L 141.600-132.750 N
3/26/83 L 186.900-174.350 H
2/18/84 L 182.000-174.550 N
3/24/84 L 184.700-168.850 N
4/5/86 L 187.700-182.750 N
4/11/87 L 189.000-182.600 A
1/29/88 L 185.250-180.650 A
4/9/88 L 187.100-184.800 N
4/1/89 L 190.000-188.300 N
4/7/90 L 187.800-187.550 N
2/15/91 L 188.900-187.350 A
3/23/91 W 192.350-190.450 H
4/6/91 L 190.750-190.575 N
4/19/91 L 187.650-185.950 N
2/21/92 L 192.600-189.250 A
3/6/92 L 191.800-187.100 N
4/6/92 L 191.950-189.350 N
1/22/93 L 190.050-189.700 H
4/3/93 L 193.200-189.850 H
4/9/94 L 191.875-188.450 A
4/8/95 L 193.250-191.950 N
2/16/96 L 195.850-190.775 A
4/13/96 L 194.075-193.050 N
4/5/97 L 195.225-193.675 N
4/4/98 L 195.025-191.175 A
1/11/02 L 193.350-191.700 A
3/8/02 L 196.100-195.425 H
1/23/04 L 194.250-194.150 N
2/3/12 L 194.600-192.575 H
4/5/14 L 194.425-191.875 N

ARKANSAS (0-2)

H: 0-0 A: 0-2 N: 0-0

4/5/14 L 196.375-191.875 A
3/11/16 L 196.775-194.825 A

AUBURN (2-3)

H: 1-1 A: 1-0 N: 0-2

4/19/91 L 187.650-185.950 N
2/19/96 W 193.425-191.450 H
3/6/98 L 192.200-191.725 H
3/20/99 W 193.925-193.225 A
4/9/05 L 194.800-192.375 N

AUSTRALIAN NAT'L TEAM (1-0)

H: 1-0 A: 0-0 N: 0-0

12/15/81 W 141.700-141.250 H

BALL STATE (0-1)

H: 0-0 A: 0-0 N: 0-1

1/17/10 L 192.850-191.650 N

BOISE STATE (56-49-1)

H: 28-14 A: 17-18 N: 11-17

1/11/80 W 129.100-121.700 H
1/7/81 W 139.050-132.400 H
3/7/81 W 138.250-131.450 A
2/19/82 W 141.900-134.450 A
2/7/83 W 175.450-164.000 H
3/26/83 W 174.350-166.300 H
1/16/84 W 176.200-169.550 H
2/11/84 W 172.600-170.600 A
1/5/85 W 174.650-169.700 A
1/14/85 W 177.500-169.050 H
2/17/86 W 184.050-174.100 H
2/6/88 W 179.550-179.150 A
2/29/88 W 187.050-179.350 H
3/18/89 W 186.600-186.150 N
1/29/90 W 186.250-184.650 H
2/19/90 W 185.350-184.600 A
3/24/90 W 188.850-184.550 N
2/11/91 W 192.000-183.800 H

3/2/91 W 188.900-187.700 A
2/21/92 W 189.250-184.250 N
3/14/92 W 191.900-185.950 N
3/16/92 W 189.950-185.950 H
2/4/93 L 191.550-190.450 A
3/8/93 W 191.650-190.650 H
1/21/94 W 186.400-184.875 N
1/31/94 W 189.050-184.475 H
2/11/94 W 192.125-188.225 A
2/17/95 W 192.275-190.875 A
2/27/95 W 190.400-187.975 H
3/25/95 W 190.550-190.400 N
1/29/96 W 192.650-189.600 H
3/23/96 W 194.150-193.300 A
3/30/96 W 193.650-191.925 H
1/18/97 W 193.000-189.550 A
2/21/97 W 195.475-193.625 H
3/22/97 L 194.300-194.075 N
1/17/98 W 190.650-190.200 A
2/20/98 L 194.450-193.425 H
3/21/98 W 194.525-194.275 A
2/6/99 W 193.125-192.700 A
2/26/99 W 195.675-194.200 H
3/27/99 L 195.475-195.200 N
2/26/00 W 191.625-190.100 H
3/7/00 W 194.725-194.650 A
3/18/00 L 196.225-194.250 H
1/15/01 L 192.225-188.800 A
1/26/01 W 194.075-193.600 H
3/24/01 W 195.675-194.250 N
2/1/02 L 192.775-192.550 A
2/22/02 L 193.250-192.850 N
2/27/02 W 193.400-193.350 H
3/22/02 W 195.550-194.900 H
1/19/03 W 192.875-191.475 N
1/24/03 W 195.350-193.675 H
3/29/03 L 195.650-194.350 N
1/30/04 L 195.700-194.100 A
2/20/04 W 195.350-194.050 H
3/19/04 L 196.675-194.300 A
2/18/05 W 194.550-193.400 A
2/25/05 W 195.450-194.200 H
3/25/05 W 195.150-193.700 N
2/17/06 L 193.525-192.225 A
3/10/06 L 194.425-193.300 H
3/25/06 L 193.775-193.100 H
1/25/07 W 194.225-190.700 N
2/1/07 W 193.725-191.650 H
3/23/07 W 194.775-192.725 A
3/31/07 W 195.175-193.300 N
1/11/08 L 192.625-187.925 A
1/22/08 L 195.700-192.400 H
3/29/08 L 194.925-194.150 A
1/30/09 L 194.350-193.600 A
2/20/09 L 191.950-191.375 N
2/27/09 L 195.325-190.250 N
3/21/09 L 196.525-192.425 N
1/29/10 L 191.625-191.125 H
3/5/10 L 195.625-189.225 A
3/27/10 L 195.700-193.675 N
2/18/11 L 196.250-193.600 H
2/27/11 L 195.475-192.650 A
3/19/11 L 195.700-191.850 N
1/27/12 W 194.050-193.525 H
3/2/12 L 196.125-192.750 A
1/18/13 L 194.875-191.250 A
2/23/13 L 194.525-192.150 N
3/15/13 L 195.300-194.125 H
3/23/13 L 196.225-195.100 N
2/15/14 L 196.000-194.025 N
3/22/14 L 196.900-196.075 N
1/30/15 L 195.975-194.275 H
2/15/15 L 195.925-194.475 A
3/21/15 L 196.625-195.125 N
4/4/15 L 195.375-195.150 N
2/26/15 L 196.425-194.675 H
3/19/16 L 197.025-195.875 A
2/17/17 L 196.700-196.300 H
3/2/17 L 196.700-195.675 A

3/18/17 L 197.050-196.100 H
2/2/18 L 196.625-195.100 H
2/16/18 L 196.875-194.900 A
3/24/18 L 196.875-195.825 N
2/8/19 L 196.075-194.975 H
3/1/19 L 197.125-195.025 A
3/22/19 L 196.950-193.800 N
2/7/20 W 195.675-193.850 H
2/21/20 T 196.800-196.800 A

BOWLING GREEN (3-1)

H: 1-0 A: 0-1 N: 2-0

3/16/14 W 196.000-194.175 N
1/13/17 W 195.400-193.275 H
1/13/18 L 194.825-192.975 A
2/23/18 W 195.325-194.750 N

BRIDGEPORT (1-1)

H: 0-0 A: 0-0 N: 1-1

3/16/12 L 193.525-192.975 N
2/20/17 W 195.700-193.225 N

BROWN (1-0)

H: 0-0 A: 0-0 N: 1-0

2/15/13 W 193.225-189.900 N

BYU (49-81-1)

H: 26-24 A: 10-35 N: 13-22

1/27/78 W 135.450-109.150 A
1/28/78 W 139.900-111.050 H
2/10/78 W 134.450-119.800 N
2/11/78 W 134.500-122.000 N
1/12/79 W 136.150-127.050 H
2/3/79 W 125.350-125.000 N
3/17/79 W 133.300-129.950 H
1/25/80 L 137.150-129.350 H
1/26/80 L 140.100-135.250 A
2/9/80 L 137.550-136.550 H
3/22/80 L 142.100-141.150 N
4/4/80 L 137.500-131.450 N
1/12/81 W 139.550-136.550 H
2/9/81 W 140.300-140.150 H
2/21/81 W 138.200-138.100 N
3/28/81 L 144.450-142.400 N
4/10/81 L 136.000-132.750 N
2/8/82 L 145.100-142.500 H
3/12/82 L 143.650-138.950 A
3/20/82 L 144.000-142.200 A
4/2/82 L 140.850-137.450 N
1/4/83 W 170.750-170.250 H
3/26/83 L 175.550-174.350 H
1/31/84 W 179.000-175.600 H
3/13/84 L 179.300-174.850 A
2/2/85 L 178.000-175.300 A
3/15/85 L 181.900-181.600 H
2/7/86 L 177.350-176.850 N
3/3/86 W 184.750-176.750 H
3/15/86 W 181.200-177.650 A
3/22/86 W 181.150-177.750 N
1/30/87 W 181.700-175.450 N
2/20/87 W 182.700-177.200 A
3/16/87 W 186.700-177.150 H
3/28/87 W 184.850-178.550 N
1/16/88 W 181.950-176.850 A
2/19/88 W 184.200-180.050 A
3/7/88 W 187.350-182.450 H
3/26/88 W 186.400-185.000 H
2/6/89 W 184.600-184.500 H
3/18/89 L 188.800-186.600 A
3/25/89 L 190.550-188.500 A
4/1/89 W 188.300-187.000 N
2/12/90 W 188.700-187.700 H
3/3/90 W 186.900-185.200 N
3/9/90 T 188.150-188.150 A
3/24/90 L 188.900-188.850 N
4/7/90 W 187.550-185.350 N
3/5/91 L 191.200-191.000 H
3/7/91 L 194.050-191.950 A
4/6/91 L 191.100-190.575 N

ALL-TIME OPPONENTS HISTORY



1/20/92	L 187.550-185.550	N
2/10/92	W 190.600-189.700	H
3/14/92	L 194.300-191.900	A
4/6/92	L 191.900-189.350	N
1/18/93	W 188.450-187.950	N
2/22/93	L 191.200-191.150	H
3/12/93	L 193.600-189.650	A
4/3/93	L 192.800-189.850	H
2/25/94	L 193.350-190.175	A
3/7/94	W 193.750-192.975	H
4/9/94	L 192.875-188.450	N
2/25/95	W 192.450-189.350	H
3/4/95	L 192.625-190.475	A
4/8/95	L 194.050-191.950	N
2/1/96	L 193.825-193.275	H
3/1/96	L 194.625-192.600	A
4/13/96	L 194.925-193.050	N
2/8/97	L 193.750-192.500	A
3/7/97	L 195.600-194.600	H
4/5/97	L 194.025-193.675	N
1/30/98	L 194.175-193.125	H
3/2/98	L 194.775-191.575	A
4/4/98	L 195.500-191.175	N
2/19/99	W 193.925-193.200	A
2/26/99	W 195.675-194.200	H
2/11/00	W 195.550-195.450	H
2/24/00	L 195.600-194.250	A
3/9/01	W 196.025-195.500	H
3/16/01	L 197.325-195.750	A
2/6/02	L 195.425-191.925	H
2/22/02	L 195.775-192.850	A
2/21/03	W 195.975-195.675	H
3/7/03	L 195.425-195.225	A
2/13/04	L 196.425-195.250	A
3/12/04	L 198.025-196.225	H
2/1/05	L 194.125-190.600	H
3/10/05	L 196.425-195.100	A
1/20/06	L 193.375-193.275	H
2/2/06	L 193.520-192.550	A
1/22/07	L 195.475-193.800	H
3/9/07	L 195.125-194.675	A
4/14/07	L 193.300-192.525	N
2/15/08	L 193.725-192.425	H
3/10/08	L 196.300-194.250	A
2/20/09	L 192.575-191.375	A
3/13/09	W 193.825-191.975	H
2/5/10	L 194.975-190.475	A
2/19/10	L 195.350-190.725	N
3/5/10	L 193.750-189.225	N
1/14/11	L 193.075-192.000	H
1/29/11	L 194.925-191.900	A
2/25/12	L 194.100-193.625	A
3/5/12	L 195.525-193.675	H
1/12/13	L 194.075-189.425	A
3/4/13	L 195.025-192.900	H
1/24/14	W 193.200-192.900	H
2/7/14	L 194.900-194.350	A
3/22/14	L 196.100-196.075	A
1/23/15	W 195.500-195.300	A
3/6/15	W 195.100-194.900	A
3/13/15	L 196.375-196.350	H
3/21/15	W 195.125-194.225	N
4/4/15	W 195.150-194.150	N
2/19/16	W 195.475-195.100	A
3/4/16	W 196.025-195.550	H
3/19/16	L 196.100-195.875	N
1/20/17	W 195.300-195.200	A
2/3/17	W 195.850-194.850	H
3/18/17	W 196.100-194.675	H
4/1/17	L 195.025-194.850	N
3/2/18	L 196.200-196.100	H
3/9/18	L 196.500-195.725	A
3/24/18	L 196.000-195.825	N
1/18/19	L 194.575-193.950	H
1/25/19	L 196.450-194.850	A
3/22/19	L 195.750-193.800	A
1/11/20	L 195.575-194.150	N
1/18/20	L 195.875-194.750	A
3/6/20	W 196.600-196.450	H

CALIFORNIA (5-8)
H: 3-1 A: 0-4 N: 2-3

2/29/80	W 137.700-125.900	N
3/10/85	L 180.750-178.950	A
1/25/86	W 178.450-178.150	H
2/16/96	L 191.400-190.775	N
1/23/98	W 187.125-186.650	N
1/29/99	W 192.950-180.425	H
1/21/01	L 195.175-193.850	A
3/4/01	L 195.025-192.225	N
1/23/04	L 195.950-194.150	A
3/5/04	L 195.825-195.350	H
3/7/05	W 195.325-192.350	H
4/4/15	L 196.000-195.150	A
2/25/17	L 196.400-196.200	N

CAL POLY POMONA (1-0)
H: 0-0 A: 0-0 N: 1-0

1/11/86	W 175.800-143.000	N
---------	-------------------	---

CAL STATE FULLERTON (22-14)
H: 9-1 A: 5-5 N: 8-8

2/23/79	L 140.150-133.700	N
3/30/79	L 143.800-133.700	N
4/4/80	L 143.350-131.450	N
4/10/81	L 141.950-132.750	N
2/22/88	W 185.600-185.450	N
2/15/91	W 187.350-185.550	N
3/28/92	W 192.700-191.000	H
2/26/93	W 190.850-189.350	H
3/20/93	L 191.700-189.850	A
3/27/94	L 190.500-190.450	N
3/25/95	L 191.375-190.550	N
3/30/96	W 193.650-191.775	H
3/22/97	W 194.075-191.025	A
3/21/98	W 194.525-187.050	N
3/27/99	W 195.200-192.325	A
3/18/00	W 194.250-194.200	H
3/24/01	W 195.675-194.850	N
1/4/02	W 192.750-191.375	H
3/15/02	L 195.000-192.825	A
3/22/02	W 195.550-193.250	H
1/12/03	L 193.875-192.050	A
3/29/03	L 195.600-194.350	N
3/8/04	W 195.925-195.700	H
3/19/04	W 194.300-194.100	N
3/25/05	W 195.150-193.550	A
1/8/06	L 187.975-187.925	A
3/25/06	W 193.100-192.600	H
3/31/07	W 195.175-193.625	N
1/27/08	W 191.700-191.600	A
3/29/08	W 194.150-192.650	N
2/6/09	L 192.575-192.225	H
3/21/09	L 192.975-192.425	N
2/26/10	L 191.750-188.700	A
3/27/10	W 193.675-193.175	A
3/4/11	W 194.550-190.700	H
3/19/11	W 191.850-191.650	N

CAL STATE NORTHRIDGE (1-0)
H: 0-0 A: 0-0 N: 1-0

2/18/84	W 174.550-164.850	N
---------	-------------------	---

CENTENARY (4-0)
H: 1-0 A: 0-0 N: 3-0

1/15/06	W 192.875-188.125	N
3/14/08	W 193.900-192.025	N
1/21/12	W 192.325-191.475	N
1/8/15	W 194.275-184.225	H

CENTRAL MICHIGAN (1-5)
H: 1-1 A: 0-2 N: 0-2

3/7/03	L 195.250-195.225	N
3/10/03	W 195.850-195.075	H
1/16/05	L 194.050-191.850	A
1/16/09	L 193.025-190.800	H
1/15/10	L 192.275-187.275	A
3/6/15	L 196.150-195.100	N

CLARION STATE (1-1)
H: 0-0 A: 1-0 N: 0-1

3/30/79	L 141.750-133.700	N
1/22/83	W 158.300-93.450	A

COLORADO (7-0)
H: 1-0 A: 2-0 N: 4-0

2/3/78	W 141.000-138.650	N
3/10/78	W 134.700-119.400	N
12/8/78	W 126.000-118.800	N
2/2/79	W 131.700-129.800	A
3/17/79	W 133.300-132.650	H
1/26/80	W 135.250-126.800	N
3/22/80	W 141.150-127.750	A

COLORADO STATE (8-0)
H: 1-0 A: 1-0 N: 6-0

1/9/78	W 131.650-115.650	N
2/4/78	W 142.000-122.650	H
2/18/78	W 134.250-119.350	N
3/10/78	W 134.700-121.850	N
12/8/78	W 126.000-122.300	N
2/3/79	W 125.350-119.600	A
1/26/80	W 135.250-128.800	N
3/22/80	W 141.150-129.450	N

CORNELL (1-0)
H: 0-0 A: 0-0 N: 1-0

2/17/19	W 196.075-193.075	N
---------	-------------------	---

DENVER (20-32)
H: 8-7 A: 3-16 N: 9-9

1/9/78	W 131.650-121.550	N
2/17/78	W 131.900-128.800	A
12/8/78	W 126.000-124.950	N
2/3/79	W 125.350-123.700	N
2/21/81	L 138.450-138.200	A
1/15/83	L 175.600-174.250	A
2/28/83	L 179.050-174.550	H
1/23/84	W 178.050-175.600	H
2/27/84	L 178.000-172.600	A
1/14/85	W 177.500-175.150	H
2/16/85	L 177.250-175.700	A
2/7/86	W 176.850-175.100	N
1/30/87	W 181.700-177.600	N
2/8/88	W 184.600-180.500	H
1/27/89	L 183.350-182.850	A
2/13/89	W 185.300-182.400	H
3/18/89	W 186.600-181.600	N
3/24/90	W 188.850-186.500	N
1/9/93	W 188.850-185.800	A
3/8/93	W 191.650-185.900	H
1/27/94	W 188.675-184.175	A
1/23/95	W 188.850-182.500	H
3/9/96	L 192.775-192.100	A
4/13/96	W 193.050-191.950	N
4/5/97	W 193.675-192.525	N
4/10/99	W 194.575-194.200	H
2/18/00	L 194.575-194.525	H
4/1/00	L 195.450-192.950	N
2/10/01	L 195.900-194.900	A
4/7/01	L 193.900-191.200	N
3/2/02	L 195.675-191.700	N
3/22/02	L 195.825-195.550	H
4/6/02	L 196.000-193.400	A
3/15/04	L 197.100-195.450	H
2/11/05	W 194.925-194.875	H
3/19/05	L 195.250-194.550	A
4/14/07	L 195.825-195.525	A
2/9/08	L 195.700-192.275	A
2/29/08	L 195.250-192.300	H
2/5/10	L 195.050-190.475	N
3/24/12	L 196.350-194.775	H
2/23/13	L 195.800-192.150	A
3/23/13	L 195.125-195.100	N
2/21/14	L 195.875-194.650	H
3/22/14	L 196.925-196.075	N
1/17/15	L 196.025-194.525	A
2/27/15	L 196.100-195.100	N

3/21/15	L 196.075-195.125	A
2/6/16	L 196.675-195.000	A
2/12/16	L 196.000-195.100	N
1/27/18	L 196.675-195.000	A
2/23/18	L 196.575-195.325	N

EASTERN KENTUCKY (1-0)
H: 0-0 A: 0-0 N: 1-0

3/30/79	W 133.700-130.450	N
---------	-------------------	---

EASTERN MICHIGAN (1-0)
H: 0-0 A: 0-0 N: 1-0

1/12/19	W 194.600-192.700	N
---------	-------------------	---

EASTERN MONTANA (1-0)
H: 0-0 A: 0-0 N: 1-0

1/9/78	W 131.650-102.300	N
--------	-------------------	---

FLORIDA (0-6)
H: 0-2 A: 0-0 N: 0-4

4/4/80	L 132.650-131.450	N
4/10/81	L 141.350-132.750	N
4/2/82	L 143.900-137.450	N
3/10/84	L 185.400-179.450	H
4/19/91	L 189.700-185.950	N
4/10/91	L 195.225-194.575	H

GEORGE WASHINGTON (0-1)
H: 0-0 A: 0-0 N: 0-1

2/12/16	L 195.750-195.100	N
---------	-------------------	---

GEORGIA (1-8)
H: 0-3 A: 0-0 N: 1-5

3/30/79	W 133.700-131.600	N
4/2/82	L 141.300-137.450	N
2/20/89	L 190.500-187.400	H
3/3/90	L 191.750-186.900	A
4/19/91	L 193.375-185.950	N
4/10/99	L 197.375-194.575	H
4/6/02	L 196.125-193.400	N
4/14/07	L 197.725-192.525	N
4/4/15	L 197.025-195.150	N

HAMLIN (1-0)
H: 1-0 A: 0-0 N: 0-0

1/25/13	W 192.875-181.975	H
---------	-------------------	---

HOUSTON BAPTIST (2-1)
H: 1-0 A: 0-0 N: 1-1

4/9/88	W 184.800-182.350	N
2/13/89	W 185.300-182.150	H
3/11/89	L 185.550-184.500	N

ILLINOIS (1-1)
H: 1-0 A: 0-0 N: 0-1

2/5/81	W 137.850-131.200	H
4/2/16	L 195.350-195.025	N

ILLINOIS-CHICAGO (2-0)
H: 0-0 A: 1-0 N: 1-0

1/12/03	W 192.050-191.700	N
3/13/16	W 194.725-191.025	A

ILLINOIS STATE (0-1)
H: 0-0 A: 0-0 N: 0-1

3/2/02	L 193.000-191.700	N
--------	-------------------	---

IOWA (3-1)
H: 0-0 A: 1-0 N: 2-1

1/16/89	W 181.450-
---------	------------



ALL-TIME OPPONENTS HISTORY

4/9/05 L 195.625-192.375 N
1/29/11 L 194.925-191.900 N

JACKSONVILLE STATE (1-1)

H: 1-0 A: 0-0 N: 0-1

4/4/80 L 135.150-131.450 N
2/9/81 W 140.300-136.500 H

KENT STATE (2-1)

H: 1-0 A: 0-0 N: 1-1

3/30/79 W 133.700-129.800 N
4/9/05 L 192.500-192.375 N
1/15/16 W 194.100-193.500 H

KENTUCKY (3-5)

H: 1-0 A: 0-1 N: 2-4

1/30/87 W 181.700-174.700 N
3/3/90 W 186.900-185.400 N
1/10/94 W 183.675-175.200 H
3/19/05 L 195.375-194.550 N
4/9/05 L 193.325-192.375 N
3/14/08 L 195.200-193.900 N
1/10/09 L 191.100-187.150 A
4/1/17 L 196.200-194.850 N

LONG BEACH ST. (5-0)

H: 1-0 A: 0-0 N: 4-0

2/23/79 W 133.700-128.200 N
2/27/80 W 137.300-115.650 N
3/2/85 W 175.200-170.800 N
3/10/85 W 178.950-174.600 N
3/10/86 W 183.850-170.500 H

LSU (1-6)

H: 0-1 A: 0-1 N: 1-4

3/30/79 W 133.700-131.950 N
2/9/80 L 138.150-136.550 H
4/4/80 L 137.900-131.450 N
2/15/81 L 142.670-138.600 A
4/10/81 L 135.450-132.750 N
4/19/91 L 188.600-185.950 N
1/15/06 L 194.050-192.875 N

LOUISVILLE (0-3)

H: 0-0 A: 0-0 N: 0-3

3/30/79 L 133.900-133.700 N
4/4/80 L 137.400-131.450 N
4/10/81 L 134.000-132.750 N

MICHIGAN (2-3)

H: 0-1 A: 0-1 N: 2-1

2/25/89 W 187.500-184.100 N
1/20/91 W 186.250-184.750 N
2/22/93 L 192.250-191.150 H
3/15/97 L 196.800-195.550 A
2/23/18 L 196.575-195.325 N

MICHIGAN STATE (1-2)

H: 1-1 A: 0-1 N: 0-0

3/28/78 W 141.950-141.850 H
3/23/87 L 185.800-185.650 H
2/26/88 L 184.350-182.750 A

MINNESOTA (10-10)

H: 3-1 A: 1-4 N: 6-5

2/29/80 L 140.700-137.700 N
4/4/80 W 131.450-130.050 N
2/27/81 W 140.950-135.100 N
4/2/82 L 140.650-137.450 N
1/24/83 L 177.450-175.000 A
2/6/84 W 180.250-178.050 N
3/24/84 L 176.300-168.850 N
3/15/86 W 181.200-180.950 N
1/19/87 W 184.750-178.850 H
1/30/87 W 181.700-178.850 N
1/16/88 W 181.950-174.000 N
2/4/90 W 186.500-186.000 A
2/6/95 L 190.650-190.100 N
1/31/97 W 193.825-193.650 H

2/7/98 L 194.000-189.875 A
4/10/99 W 194.575-194.200 H
4/1/00 L 194.750-192.950 A
3/18/06 L 194.850-191.175 A
3/17/07 L 195.200-193.800 H
4/14/07 L 192.900-192.525 N

MISSOURI (5-4)

H: 2-1 A: 0-2 N: 3-1

4/10/81 W 132.750-130.000 N
1/15/83 W 174.250-167.300 N
3/6/89 W 188.100-181.500 H
1/20/91 L 188.200-186.250 A
3/12/00 W 195.900-195.050 N
2/17/01 W 193.900-193.025 H
3/2/02 L 194.775-191.700 A
4/6/02 L 195.000-193.400 N
2/20/04 L 196.350-195.350 H

MISSOURI STATE (0-1)

H: 0-0 A: 0-0 N: 0-1

3/30/79 L 137.700-133.700 N

MONTANA (5-0)

H: 2-0 A: 1-0 N: 2-0

2/19/82 W 141.900-133.450 N
2/13/84 W 172.150-166.000 H
1/12/85 W 170.850-167.450 A
1/21/85 W 176.400-169.700 H
1/31/86 W 175.500-169.750 N

MONTANA STATE (7-0)

H: 5-0 A: 2-0 N: 0-0

2/9/81 W 140.300-123.600 H
2/8/82 W 142.500-133.800 H
1/31/83 W 177.150-153.150 H
2/18/83 W 168.200-157.650 A
2/17/86 W 184.050-169.500 H
2/7/87 W 178.900-171.300 A
2/23/87 W 182.050-171.850 H

NEBRASKA (9-18)

H: 2-2 A: 0-6 N: 7-10

1/9/78 W 131.650-130.050 N
12/8/78 W 126.000-123.600 N
3/30/79 W 133.700-131.950 N
1/11/80 L 131.200-129.100 H
4/4/80 W 131.450-126.700 N
3/15/81 L 139.700-139.450 A
1/18/82 W 142.850-142.650 H
4/5/86 W 182.750-181.600 N
4/11/87 L 185.150-182.600 N
2/22/88 W 185.600-185.200 N
4/9/88 L 187.050-184.800 N
4/1/89 L 192.400-188.300 N
4/7/90 L 191.225-187.550 N
4/6/91 W 190.575-188.275 N
3/16/92 L 190.000-189.950 H
4/6/92 L 191.225-189.350 N
4/3/93 W 189.850-187.575 H
4/9/94 L 190.100-188.450 N
1/15/95 L 190.275-188.400 A
4/8/95 L 194.725-191.950 A
2/16/96 L 193.925-190.775 N
4/13/96 L 195.300-193.050 N
4/5/97 L 195.150-193.675 N
4/4/98 L 194.275-191.175 N
2/27/00 L 196.775-192.750 A
3/6/16 L 197.350-195.750 A
2/25/17 L 197.175-196.200 A

NEW HAMPSHIRE (3-2)

H: 3-0 A: 0-2 N: 0-0

3/19/90 W 188.800-186.500 H
2/15/08 W 192.425-190.900 H
1/17/10 L 195.500-191.650 A
3/4/16 W 196.025-193.825 H
1/29/17 L 195.175-194.075 L

NEW MEXICO (18-4)

H: 6-1 A: 6-1 N: 6-2

1/9/78 W 131.650-122.800 N
2/10/78 W 134.450-130.550 A
3/10/78 W 134.700-129.900 A
2/1/80 W 133.100-132.650 A
3/22/80 W 141.150-135.950 N
3/28/81 W 142.400-138.850 A
3/26/83 W 174.350-132.450 H
3/6/84 L 178.550-174.800 H
2/22/85 L 178.250-174.000 N
2/15/86 W 184.700-182.300 A
3/22/86 W 181.150-171.600 N
3/9/87 W 186.150-184.100 H
3/28/87 L 185.400-184.850 N
4/11/87 W 182.600-180.700 N
3/26/88 W 186.400-184.500 H
3/11/89 L 188.400-184.500 A
3/18/89 W 186.600-184.500 N
3/20/89 W 188.500-185.700 H
3/24/90 W 188.850-188.000 N
3/26/90 W 192.600-186.000 H
2/24/91 W 191.400-184.950 A
3/11/91 W 189.250-182.300 H

NORTH CAROLINA (1-0)

H: 0-0 A: 0-0 N: 1-0

3/3/90 W 186.900-177.500 N

NORTH CAROLINA ST. (2-2)

H: 2-0 A: 0-1 N: 0-1

2/14/03 L 195.575-194.350 A
3/14/03 W 196.675-195.775 H
1/8/06 L 188.575-187.925 N
1/13/17 W 195.400-193.900 H

NORTHERN COLO. (16-2)

H: 6-1 A: 0-0 N: 10-1

1/9/78 W 131.650-124.800 N
2/4/78 W 142.000-126.100 H
2/18/78 W 134.250-130.700 N
1978 W 136.200-130.450 N
3/10/78 W 134.700-130.200 N
12/8/78 L 128.150-126.000 N
12/8/78 W 126.000-106.750 N
2/2/79 W 131.700-124.950 N
3/17/79 W 133.300-131.750 H
1/25/80 L 132.650-129.350 H
3/22/80 W 141.150-137.250 N
2/9/81 W 140.300-134.500 H
2/21/81 W 138.200-135.200 N
3/28/81 W 142.400-138.000 N
2/8/82 W 142.500-134.900 H
3/20/82 W 142.200-138.750 N
1/13/83 W 170.400-163.150 H
1/31/84 W 179.000-166.550 H

OHIO STATE (1-4)

H: 0-1 A: 0-1 N: 1-2

12/8/78 L 127.900-126.000 N
4/10/81 W 132.750-132.300 N
4/2/82 L 141.050-137.450 N
2/28/03 L 196.375-195.275 H
3/22/03 L 196.925-195.100 A

OKLAHOMA (8-16)

H: 2-1 A: 2-2 N: 4-13

3/24/84 L 176.100-168.850 N
2/7/86 L 177.450-176.850 N
3/29/86 W 182.550-182.150 A
4/5/86 L 184.100-182.750 N
3/11/87 L 186.250-186.100 H
4/11/87 L 184.600-182.600 N
4/9/88 W 184.800-184.550 A
4/1/89 L 190.000-188.300 N
4/7/90 L 187.825-187.550 N
4/6/91 W 190.575-188.125 N
2/14/92 W 190.500-186.400 H
3/21/92 L 192.750-191.550 A
4/6/92 W 189.350-188.700 N

4/3/93 W 189.850-187.900 H
1/27/94 W 188.675-184.350 N
4/9/94 L 189.800-188.450 N
4/8/95 W 191.950-191.050 N
4/4/98 L 193.125-191.175 N
1/21/01 L 195.300-193.850 N
1/19/03 L 195.950-192.875 A
2/9/08 L 195.925-192.275 N
1/21/12 L 197.450-192.325 N
2/12/16 L 197.675-195.100 N
4/1/17 L 198.075-194.850 N

OKLAHOMA STATE (5-2)

H: 2-0 A: 2-0 N: 1-2

2/21/80 W 137.450-134.000 H
4/4/80 W 131.450-131.050 N
4/10/81 L 138.450-132.750 N
2/14/82 W 139.900-139.800 A
3/5/82 W 140.050-136.700 H
4/2/82 L 138.500-137.450 N
3/27/86 W 184.000-182.200 A

ORAL ROBERTS (3-0)

H: 1-0 A: 1-0 N: 1-0

1/25/82 W 143.650-140.250 H
2/16/82 W 143.450-138.400 A
4/2/16 W 137.450-136.950 N

OREGON (1-0)

H: 1-0 A: 0-0 N: 0-0

2/21/80 W 137.450-134.650 H

OREGON STATE (1-17)

H: 1-4 A: 0-7 N: 0-6

1/27/79 L 134.350-131.700 N
3/30/79 L 134.550-133.700 N
4/4/80 L 140.150-131.450 N
4/10/81 L 141.150-132.750 N
2/11/83 L 181.750-178.350 H
1/28/84 L 180.950-177.150 A
2/22/85 L 185.850-174.000 A
3/4/85 L 183.300-180.450 H
2/3/86 L 182.750-182.050 A
2/29/88 L 188.900-187.050 H
1/28/89 L 188.700-183.500 A
1/11/91 L 190.100-186.000 H
4/19/91 L 192.350-185.950 N
3/6/92 L 194.400-187.100 A
2/12/93 W 190.600-189.000 H
1/27/95 L 192.525-184.850 A
3/9/07 L 195.375-194.675 N
2/15/14 L 196.675-194.025 A

PENN STATE (1-10)

H: 0-3 A: 1-2 N: 0-5

3/30/79 L 143.700-133.700 A
3/4/80 L 146.100-137.850 H
4/4/80 L 145.500-131.450 N
2/13/81 L 146.200-132.800 A
4/10/81 L 141.800-132.750 N
3/6/82 L 144.400-139.800 H
1/21/83 W 171.300-169.300 A
3/8/84 L 180.800-179.200 H
4/19/91 L 190.950-185.950 N
4/14/07 L 195.775-192.525 N
3/9/18 L 196.675-195.725 N

PITTSBURGH (1-4)

H: 0-1 A: 0-1 N: 1-2

3/30/79 L 133.850-133.700 N
4/10/81 L 135.400-132.750 N
3/6/09 L 194.550-192.675 H
1/12/19 L 194.750-194.600 A
2/17/19 W 196.075-195.100 N

RHODE ISLAND (2-0)

H: 1-0 A: 0-0 N: 1-0

3/12/90 W 188.700-179.900 H
2/14/03 W 194.350-190.825 N

ALL-TIME OPPONENTS HISTORY



RUTGERS (0-1)

H: 0-0 A: 0-0 N: 0-1

2/23/13 L 193.925-192.150 N

SACRAMENTO STATE (12-15)

H: 4-5 A: 1-6 N: 7-4

3/20/93 W 189.500-183.950 N
 3/27/94 W 190.450-185.075 N
 1/23/98 W 187.125-178.825 N
 1/22/99 W 191.025-187.125 H
 2/4/00 L 190.475-190.450 A
 2/24/06 L 193.750-192.175 H
 3/25/06 L 193.950-193.100 H
 1/7/07 L 191.375-190.000 A
 3/31/07 L 195.275-195.175 N
 1/18/08 L 192.575-191.050 H
 3/29/08 L 194.275-194.150 N
 2/27/09 L 192.050-190.250 A
 3/21/09 L 195.350-192.425 N
 3/19/10 L 194.650-192.050 H
 3/27/10 W 193.675-192.650 N
 2/11/11 L 192.000-190.625 A
 3/19/11 L 193.550-191.850 N
 2/17/12 W 193.875-193.400 H
 3/24/12 L 195.675-194.775 H
 3/1/13 L 193.800-193.400 A
 3/23/13 L 195.500-195.100 N
 2/28/14 W 195.100-193.650 H
 3/8/15 W 195.750-195.050 N
 3/15/15 W 196.325-196.000 A
 1/19/18 W 195.450-193.275 H
 2/9/18 W 195.000-194.400 N
 2/21/20 W 196.800-192.700 N

SAN DIEGO STATE (4-1-1)

H: 2-0 A: 1-1 N: 1-0-1

2/23/79 W 133.700-127.300 N
 2/24/79 W 130.850-128.350 A
 3/1/80 W 136.750-135.550 H
 2/22/82 W 145.750-143.400 H
 2/22/85 T 174.000-174.000 N
 3/2/85 L 175.750-175.200 A

SAN JOSÉ STATE (16-16)

H: 6-4 A: 3-6 N: 7-6

2/29/80 W 137.700-123.950 N
 3/28/92 W 192.700-189.750 H
 3/20/93 W 189.500-182.450 N
 3/27/94 W 190.450-180.050 A
 3/25/95 W 190.550-183.900 N
 3/30/96 W 193.650-191.525 H
 2/26/01 L 193.975-193.750 H
 1/26/02 L 192.425-191.475 A
 1/17/04 L 193.875-192.800 N
 1/23/04 W 194.150-193.875 N
 1/8/06 L 188.450-187.925 N
 3/25/06 W 193.100-192.800 H
 1/25/07 W 194.225-193.025 A
 3/31/07 W 195.175-193.750 N
 3/7/08 W 194.450-194.125 H
 3/29/08 L 194.725-194.150 N
 2/20/09 L 194.850-191.375 N
 3/8/09 L 194.150-191.150 A
 3/21/09 L 194.875-192.425 N
 3/12/10 L 194.675-193.725 H
 3/27/10 W 193.675-193.600 N
 1/21/11 L 194.700-191.350 A
 3/19/11 L 193.925-191.850 A
 2/10/12 L 194.950-194.875 H
 3/24/12 L 194.800-194.775 H
 2/15/13 L 194.550-193.225 A
 3/23/13 W 195.100-194.700 N
 1/26/14 L 195.400-194.400 N
 3/7/14 W 195.525-195.100 H
 3/8/15 W 195.750-195.675 A
 3/5/17 L 195.150-194.025 A
 1/19/18 W 195.450-194.275 H

SEATTLE PACIFIC (11-0)

H: 2-0 A: 0-0 N: 9-0

3/7/81 W 138.250-126.800 N
 2/19/82 W 141.900-133.450 N
 1/12/85 W 170.850-169.050 N
 2/17/86 W 184.050-173.500 H
 1/27/95 W 184.850-177.050 N
 2/17/06 W 192.225-188.375 N
 1/25/07 W 194.225-189.875 N
 2/1/14 W 195.225-190.250 N
 2/15/14 W 194.025-192.650 N
 2/6/15 W 194.725-192.075 H
 3/8/15 W 195.750-194.025 N

SE MISSOURI (1-0)

H: 0-0 A: 0-0 N: 1-0

2/25/17 W 196.200-190.325 N

SOUTHERN CAL (4-6)

H: 1-0 A: 1-0 N: 2-6

1978 L 143.050-136.200 N
 2/17/79 W 135.500-134.600 H
 2/23/79 L 134.050-133.700 N
 3/30/79 L 135.250-133.700 N
 2/27/80 W 137.300-137.050 A
 2/29/80 L 139.150-137.700 N
 4/10/81 L 137.000-132.750 N
 1/28/84 L 180.650-177.150 N
 2/18/84 W 174.550-174.400 N
 2/7/86 W 176.850-149.700 N

SOUTHERN COLO. (1-0)

H: 0-0 A: 0-0 N: 1-0

1/9/78 W 131.650-99.600 N

SOUTHERN ILLINOIS (2-1)

H: 1-0 A: 0-0 N: 1-1

1/13/78 W 135.950-129.750 H
 4/4/80 L 132.850-131.450 N
 4/2/82 W 137.450-133.250 N

SOUTHERN UTAH (50-51)

H: 27-14 A: 17-20 N: 6-17

2/14/83 W 178.250-147.600 H
 1/29/85 W 175.050-150.150 H
 1/11/86 W 175.800-147.550 A
 2/23/87 W 182.050-153.150 H
 1/11/88 W 180.650-141.450 H
 2/13/89 W 185.300-158.650 H
 1/15/90 W 181.950-174.400 A
 1/22/90 W 182.950-175.350 H
 1/26/91 W 189.300-181.350 A
 2/4/91 W 188.750-182.550 H
 1/20/92 W 185.550-184.000 N
 3/2/92 W 191.700-187.500 A
 3/14/92 W 191.900-188.850 N
 3/16/92 W 189.950-187.800 H
 1/18/93 W 188.450-186.300 N
 2/15/93 W 190.950-189.950 A
 3/8/93 L 191.800-191.650 H
 2/28/94 W 190.350-184.775 H
 3/21/94 W 188.050-185.875 A
 2/6/95 L 190.300-190.100 N
 3/6/95 W 193.950-192.775 H
 3/20/95 W 193.950-192.275 A
 2/5/96 W 193.275-192.775 A
 2/19/96 W 193.425-193.250 H
 2/24/97 W 194.750-194.475 A
 3/10/97 W 196.025-193.775 H
 2/23/98 L 192.875-192.200 A
 3/6/98 W 191.725-189.400 H
 1/22/99 W 191.025-189.700 H
 2/12/99 W 193.950-191.950 A
 3/6/99 W 194.275-193.475 H
 2/14/00 W 194.575-193.300 A
 2/18/00 W 194.525-193.575 H
 2/27/00 L 193.075-192.750 N
 4/1/00 W 192.950-191.800 N
 2/2/01 W 194.350-194.025 H
 3/12/01 L 195.300-194.300 A
 3/8/02 W 195.425-195.275 H

3/13/02 L 196.000-194.850 A
 3/22/02 L 195.575-195.550 H
 2/10/03 L 195.550-195.150 A
 3/7/03 L 195.875-195.225 N
 3/10/03 W 195.850-195.375 H
 3/29/03 L 195.375-194.350 A
 2/6/04 W 196.000-195.700 H
 2/16/04 W 196.000-195.225 A
 3/19/04 L 194.500-194.300 N
 2/8/05 L 193.900-192.625 A
 3/14/05 W 195.825-194.700 H
 3/25/05 W 195.150-194.350 N
 1/27/06 L 193.175-192.675 N
 3/3/06 L 194.000-192.650 A
 3/13/06 L 195.125-193.775 H
 3/25/06 L 193.600-193.100 H
 2/16/07 L 194.575-192.275 A
 2/23/07 W 195.675-194.700 H
 3/31/07 L 195.225-195.175 A
 2/4/08 L 196.000-192.250 A
 2/22/08 L 193.100-189.650 N
 3/21/08 L 195.075-193.150 H
 3/29/08 L 194.575-194.150 N
 1/26/09 L 194.750-191.925 A
 3/16/09 L 194.950-191.050 H
 3/21/09 L 195.175-192.425 N
 1/22/10 L 195.050-191.225 A
 2/15/10 L 195.075-186.675 H
 3/27/10 L 195.800-193.675 N
 1/7/11 L 193.475-192.800 H
 1/29/11 L 194.275-191.900 N
 2/4/11 L 194.000-192.125 A
 3/12/11 L 195.400-193.150 A
 3/19/11 L 194.825-191.850 N
 1/27/12 L 194.525-194.050 H
 2/25/12 L 193.925-193.625 N
 3/9/12 W 194.200-193.700 A
 3/24/12 L 195.025-194.775 H
 1/25/13 L 194.025-192.875 H
 2/1/13 L 195.425-194.200 A
 3/23/13 W 195.100-194.925 A
 1/17/14 W 194.150-193.975 A
 3/14/14 W 196.000-195.550 H
 3/22/14 L 196.125-196.075 N
 2/20/15 L 196.225-195.025 H
 2/27/15 L 196.475-195.100 A
 3/21/15 L 196.275-195.125 N
 1/22/16 L 195.275-194.900 A
 1/29/16 W 195.425-195.250 H
 3/19/16 L 196.575-195.875 N
 4/2/16 W 195.025-194.950 N
 2/10/17 L 196.725-195.725 A
 3/10/17 L 195.675-194.600 H
 3/18/17 W 196.100-196.075 H
 2/12/18 W 195.275-195.200 A
 3/16/18 W 196.500-195.750 H
 3/24/18 W 195.825-195.575 A
 2/1/19 L 195.500-194.975 A
 3/8/19 L 196.350-195.275 H
 3/22/19 L 195.900-193.800 N
 1/11/20 L 194.650-194.150 N
 1/31/20 L 195.875-195.175 A
 2/14/20 W 196.525-196.450 H

SPOKANE COLLEGE (1-0)

H: 0-0 A: 0-0 N: 1-0

1/31/86 W 175.500-160.250 N

STANFORD (4-7)

H: 3-0 A: 0-1 N: 1-6

2/9/80 W 136.550-134.150 H
 2/22/85 L 179.000-174.000 N
 3/2/85 L 176.750-175.200 N
 4/4/88 W 187.450-184.900 H
 2/25/89 L 188.100-187.500 A
 2/15/91 W 187.350-184.300 N
 1/27/92 W 189.300-187.050 H
 3/4/95 L 192.225-190.475 N
 4/6/02 L 196.125-193.400 N

1/26/14 L 197.275-194.400 N
 4/1/17 L 195.575-194.850 N

TEXAS WOMAN'S (9-3)

H: 3-0 A: 3-3 N: 3-0

2/21/97 W 195.475-187.950 H
 3/1/97 W 197.225-194.000 A
 3/3/97 W 195.325-189.775 H
 3/12/00 W 195.900-193.000 A
 1/17/04 W 192.800-191.325 N
 3/1/05 L 195.950-195.900 A
 1/15/06 W 192.875-190.475 A
 2/10/06 W 193.350-191.125 H
 3/13/08 L 194.200-193.900 A
 1/27/12 L 192.425-192.325 A
 1/6/17 W 191.600-189.500 N
 3/24/18 W 195.725-194.925 N

UC DAVIS (6-2)

H: 3-0 A: 1-1 N: 2-1

3/4/96 W 192.025-185.125 H
 1/26/02 W 191.475-190.875 N
 1/26/14 L 195.875-194.400 A
 4/5/14 L 193.900-191.875 N
 1/30/15 W 194.275-193.550 H
 2/9/18 W 195.000-194.525 A
 2/21/20 W 196.800-195.850 N
 2/28/20 W 195.725-193.700 H

UCLA (3-15)

H: 1-1 A: 1-9 N: 1-5

2/23/78 L 144.000-141.000 A
 1978 L 138.400-136.200 A
 2/9/79 W 134.950-128.950 H
 2/23/79 W 133.700-130.850 A
 3/30/79 W 133.700-130.950 N
 2/29/80 L 143.350-137.700 A
 4/4/80 L 138.850-131.450 A
 4/10/81 L 144.100-132.750 N
 2/12/83 L 181.500-180.500 H
 2/18/84 L 187.350-174.550 A
 3/4/01 L 197.700-192.225 A
 2/26/10 L 197.250-188.700 N
 3/16/14 L 197.050-196.000 A
 4/5/14 L 196.600-191.875 N
 4/2/16 L 196.375-195.025 N
 2/20/17 L 195.875-195.700 A
 3/16/19 L 197.575-194.850 A
 1/18/20 L 197.425-194.750 N

UC SANTA BARBARA (14-0)

H: 5-0 A: 3-0 N: 6-0

3/28/92 W 192.700-189.750 H
 3/20/93 W 189.500-185.800 N
 3/27/94 W 190.450-189.050 N
 3/25/95 W 190.550-189.675 A
 3/30/96 W 193.650-190.800 H
 3/22/97 W 194.075-193.575 N
 2/13/98 W 194.100-184.450 H
 3/21/98 W 194.525-186.475 N
 2/21/99 W 190.850-186.175 A
 3/27/99 W 195.200-187.925 N
 2/18/00 W 194.525-190.600 H
 3/18/00 W 194.250-191.550 H
 3/4/01 W 192.225-188.575 N
 3/24/01 W 195.675-193.575 A

UTAH (3-90)

H: 2-28 A: 0-39 N: 1-23

2/3/78 L 140.000-134.400 A
 2/4/78 W 142.000-106.450 H
 3/10/78 L 138.050-134.700 N
 1/12/79 W 136.150-129.500 H
 1/26/79 W 133.650-129.300 N
 1/27/79 L 132.100-131.700 N
 3/17/79 L 136.050-133.300 H
 3/30/79 L 138.100-133.700 N
 2/1/80 L 140.800-133.100 N
 2/2/80 L 139.900-134.150 N





ALL-TIME OPPONENTS HISTORY

2/9/80	L 144.500-136.550	H	4/5/97	L 195.700-193.675	A	4/1/17	L 196.550-194.850	N
2/29/80	L 145.200-137.700	N	2/2/98	L 195.950-193.400	H	3/1/19	L 196.750-195.025	N
3/22/80	L 147.450-141.150	N	2/27/98	L 196.175-192.775	A	WASHINGTON STATE (6-0)		
4/4/80	L 144.150-131.450	N	4/4/98	L 195.575-191.175	N	H: 4-0 A: 1-0 N: 1-0		
2/9/81	L 150.200-140.300	H	2/26/99	L 197.625-195.675	H	4/2/82	W 137.450-134.400	N
2/27/81	L 148.200-140.950	A	1/14/00	L 195.650-190.375	A	2/14/83	W 178.250-170.350	H
3/28/81	L 149.350-142.400	N	2/7/00	L 197.075-193.175	H	1/29/85	W 175.050-170.850	H
4/10/81	L 145.650-132.750	A	4/1/00	L 196.325-192.950	N	2/25/85	W 179.100-177.650	H
1/17/83	L 181.750-170.300	A	2/6/01	L 197.125-194.325	A	1/31/86	W 175.500-172.550	A
3/9/83	L 186.900-178.550	H	4/7/01	L 194.075-191.200	A	3/10/86	W 183.850-138.350	H
3/26/83	L 185.550-174.350	H	2/15/02	L 196.350-193.600	H	WEBER STATE (2-0)		
2/6/84	L 190.900-180.250	A	2/7/03	L 197.825-196.150	H	H: 1-0 A: 0-0 N: 1-0		
3/8/84	L 186.750-179.200	H	2/27/04	L 198.050-195.475	A	1/21/78	W 140.700-109.200	H
3/24/84	L 187.300-168.850	A	1/14/05	L 195.675-193.850	H	2/18/78	W 134.250-106.650	N
2/9/85	L 189.700-176.400	A	1/27/06	L 197.200-192.675	A	W. AUSTRALIAN STATE TEAM (1-0)		
3/4/85	L 186.700-180.950	H	2/9/07	L 196.575-194.325	H	H: 1-0 A: 0-0 N: 0-0		
3/4/86	L 188.750-184.050	A	2/22/08	L 197.200-189.650	A	1/6/82	W 133.950-132.500	H
3/10/86	L 186.250-183.850	H	2/9/09	L 196.950-193.500	H	WEST VIRGINIA (3-5)		
3/22/86	L 186.850-181.150	A	2/12/10	L 196.225-178.250	A	H: 1-0 A: 1-0 N: 1-5		
4/5/86	L 187.750-182.750	A	2/25/11	L 196.550-193.150	H	4/2/82	L 141.400-137.450	N
1/26/87	L 189.000-184.700	A	1/13/12	L 197.400-191.925	A	3/3/90	W 186.900-184.050	N
3/28/87	L 187.405-184.850	A	4/5/14	L 197.300-191.875	N	3/4/96	W 192.025-191.225	H
4/11/87	L 188.600-182.600	N	4/4/15	L 196.575-195.150	N	2/27/00	L 195.475-192.750	N
1/29/88	L 185.600-180.650	N	4/2/16	L 197.125-195.025	A	4/1/00	L 195.475-192.950	N
2/22/88	L 190.550-185.600	A	1/11/20	L 197.000-194.150	N	4/7/01	L 192.400-191.200	N
3/26/88	L 190.900-186.400	H	UTEP (7-0)			1/12/19	L 195.500-194.600	N
4/9/88	L 190.200-184.800	N	H: 2-0 A: 2-0 N: 3-0			2/17/19	W 196.075-195.575	A
1/16/89	L 187.600-181.450	A	2/11/78	W 134.500-123.100	A	WILLIAM & MARY (1-0)		
3/4/89	L 191.600-188.900	H	3/10/78	W 134.700-124.100	N	H: 0-0 A: 0-0 N: 1-0		
3/18/89	L 191.800-186.600	N	1/19/79	W 133.400-110.350	H	2/14/03	W 194.350-193.175	N
4/1/89	L 192.800-188.300	A	2/2/80	W 134.150-119.450	A	WISCONSIN (2-0)		
1/19/90	L 191.950-184.550	A	3/22/80	W 141.150-126.100	N	H: 1-0 A: 1-0 N: 0-0		
3/17/90	L 191.450-189.050	H	1/31/81	W 137.400-120.450	H	1/13/86	W 178.850-167.450	H
3/24/90	L 194.500-188.850	A	3/28/81	W 142.400-128.000	N	2/2/90	W 187.450-184.500	A
4/7/90	L 194.950-187.550	A	WASHINGTON (10-12)			WISCONSIN-EAU CLAIRE (2-0)		
2/2/91	L 195.600-190.600	A	H: 5-1 A: 0-6 N: 5-5			H: 0-0 A: 0-0 N: 2-0		
2/20/91	L 192.400-190.800	H	2/9/81	W 140.300-139.000	H	1/17/04	W 192.800-185.525	N
4/6/91	L 194.625-190.575	N	1/30/82	L 138.000-137.600	A	1/21/11	W 191.350-181.675	N
4/19/91	L 194.375-185.950	N	2/14/83	W 178.250-173.750	H	WISCONSIN-LA CROSSE (1-0)		
1/20/92	L 194.000-185.550	A	1/26/84	L 182.350-174.000	A	H: 0-0 A: 0-0 N: 1-0		
2/7/92	L 195.750-188.600	A	2/22/85	L 181.400-174.000	N	1/7/07	W 190.000-185.100	N
2/24/92	L 195.650-190.650	H	1/26/87	W 184.700-182.650	N	YALE (1-0)		
4/6/92	L 197.075-189.350	A	1/9/88	L 178.200-176.700	A	H: 0-0 A: 0-0 N: 1-0		
1/18/93	L 196.950-188.450	A	1/25/88	W 182.200-176.150	H	1/17/10	W 191.650-186.525	N
2/8/93	L 196.300-187.800	A	1/29/88	L 182.350-180.650	N			
3/1/93	L 195.850-191.400	H	3/2/91	W 188.900-187.500	N			
4/3/93	L 196.980-189.850	H	2/21/92	W 189.250-185.850	N			
2/7/94	L 194.675-190.050	A	3/6/92	W 187.100-184.450	N			
3/12/94	L 194.200-192.800	H	1/21/94	L 187.100-186.400	A			
4/9/94	L 194.100-188.450	N	2/14/94	W 191.400-188.950	H			
2/6/95	L 196.300-190.100	A	1/23/98	L 191.250-187.125	A			
3/11/95	L 197.175-193.925	H	3/6/98	L 194.775-191.725	H			
4/8/95	L 196.625-191.950	N	2/6/99	W 193.125-192.550	N			
1/19/96	L 192.350-188.050	H	2/10/06	W 193.350-190.400	H			
2/23/96	L 196.100-192.800	A	1/12/07	L 193.000-191.400	A			
4/13/96	L 196.675-193.050	A	4/2/16	L 195.825-195.025	N			
1/24/97	L 196.750-193.625	H						
2/17/97	L 196.925-192.750	A						

CONFERENCE TITLES (5)

- 1992..... Big West (192.700)
- 1996..... Big West (193.650)
- 1998..... Big West (194.525)
- 2001..... Big West (195.675)
- 2005... Western Gym. (195.150)



UTAH STATE POSTSEASON HISTORY

AIAW NATIONALS (4)

Year	Finish
1979	10th
1980	13th
1981	14th
1982	9th

NCAA NATIONALS (1)

Year	Finish
1991	12th

NCAA REGIONALS (25)

Year	Finish
1983	4th
1984	6th
1986	5th
1987	6th
1988	5th
1989	6th
1990	6th
1991	5th
1992	6th
1993	5th
1994	7th
1995	6th
1996	6th
1997	6th
1998	7th

1999	3rd
2000	5th
2001	5th
2002	6th
2005	6th
2007	6th
2014	6th
2015	5th
2016	5th
2017	6th



ALL-TIME
COACHING
HISTORY

ALL-TIME COACHING RESULTS


Year	Coach	Regular Season	Postseason	Overall	High Score	Conference Finish	Regional Finish	National Finish
1977-78	Ray Corn	30-4	6-2	36-6	142.000	---	Third	(AIAW) DNQ
1978-79	Ray Corn	25-7	10-11	35-18	136.150	---	Third	(AIAW) 10th
1979-80	Ray Corn	15-15	8-14	23-29	141.150	---	Third	(AIAW) 13th
1980-81	Ray Corn	16-6	5-15	21-21	142.400	---	Third	(AIAW) 14th
1981-82	Ray Corn	13-4	4-9	17-13	145.750	---	Second	(AIAW) Ninth
1982-83	Ray Corn	11-7	3-3	14-10	180.500	---	Fourth	(NCAA) DNQ
1983-84	Ray Corn	9-12	0-5	9-17	180.250	---	Sixth	(NCAA) DNQ
1984-85	Ray Corn	11-14-1	---	11-14-1	181.600	---	---	(NCAA) DNQ
1985-86	Ray Corn	21-6	3-5	24-11	184.700	Second	Fifth	(NCAA) DNQ
1986-87	Ray Corn	13-4	2-7	15-11	186.700	Third	Sixth	(NCAA) DNQ
1987-88	Ray Corn	13-8	4-5	17-13	187.450	Second	Fifth	(NCAA) DNQ
1988-89	Ray Corn	8-10	4-7	12-17	188.900	Third	Sixth	(NCAA) DNQ
1989-90	Ray Corn	14-3-1	4-7	18-10-1	192.600	Third	Sixth	(NCAA) DNQ
1990-91	Ray Corn	12-7	2-15	14-22	192.000	---	Fifth	(NCAA) 12th
1991-92	Ray Corn	12-10	4-5	16-15	192.700	First	Sixth	(NCAA) DNQ
1992-93	Ray Corn	9-9	5-5	14-14	191.650	Second	Fifth	(NCAA) DNQ
1993-94	Ray Corn	12-4	3-7	15-11	193.750	Second	Seventh	(NCAA) DNQ
1994-95	Ray Corn	7-8	4-6	11-14	193.950	Second	Sixth	(NCAA) DNQ
1995-96	Ray Corn	7-9	5-5	12-14	194.150	First	Sixth	(NCAA) DNQ
1996-97	Ray Corn	7-5	3-6	10-11	197.225	Second	Sixth	(NCAA) DNQ
1997-98	Ray Corn	5-11	3-6	8-17	194.525	First	Seventh	(NCAA) DNQ
1998-99	Ray Corn	12-2	5-3	17-5	195.675	Second	Third	(NCAA) DNQ
1999-00	Ray Corn	9-8	3-5	12-13	195.900	Second	Fifth	(NCAA) DNQ
2000-01	Ray Corn	6-10	4-4	10-14	196.025	First	Fifth	(NCAA) DNQ
2001-02	Ray Corn	5-13	2-7	7-20	195.550	Third	Sixth	(NCAA) DNQ
2002-03	Ray Corn	9-10	0-3	9-13	196.675	Fourth	---	(NCAA) DNQ
2003-04	Ray Corn	8-10	1-2	9-12	196.225	Third	---	(NCAA) DNQ
2004-05	Ray Corn	5-8	3-5	8-13	195.900	First	Sixth	(NCAA) DNQ
2005-06	Ray Corn	5-14	2-3	7-17	193.775	Fourth	---	(NCAA) DNQ
2006-07	Ray Corn	8-8	3-7	11-15	195.675	Third	Sixth	(NCAA) DNQ
2007-08	Ray Corn	5-14	1-4	6-18	194.450	Fifth	---	(NCAA) DNQ
Career Totals:		342-260-2	106-188	448-448-2	197.225	First (5x)	Second (1x)	Ninth (1x)
2008-09	Jeff Richards	1-14	0-5	1-19	193.825	Sixth	---	(NCAA) DNQ
2009-10	Jeff Richards	1-16	3-2	4-18	193.725	Third	---	(NCAA) DNQ
2010-11	Jeff Richards	2-14	1-4	3-18	194.550	Fifth	---	(NCAA) DNQ
2011-12	Jeff Richards	5-12	0-4	5-16	194.875	Fifth	---	(NCAA) DNQ
2012-13	Jeff Richards	3-11	2-3	5-14	195.100	Fourth	---	(NCAA) DNQ
Career Totals:		12-67	6-18	18-85	195.100	Third (1)	---	---
2013-14	Nadalie Walsh	10-8	0-9	10-17	196.075	Fifth	Sixth	(NCAA) DNQ
2014-15	Nadalie Walsh	9-8	2-7	11-15	196.350	Fourth	Fifth	(NCAA) DNQ
2015-16	Nadalie Walsh	7-8	1-7	8-15	196.025	Fourth	Fifth	(NCAA) DNQ
2016-17	Nadalie Walsh	7-10	2-6	9-16	196.300	Second	Sixth	(NCAA) DNQ
Career Totals:		33-34	5-29	38-63	196.350	Second (1x)	Fifth (2x)	---
2017-18	Amy Smith	8-9	1-2	9-11	196.500	Third	---	(NCAA) DNQ
2018-19	Amy Smith	5-10	0-3	5-13	196.075	Fourth	---	(NCAA) DNQ
2019-20	Amy Smith	7-6-1	0-0	7-6-1	196.800	Fourth	---	(NCAA) DNQ
Career Totals:		20-25-1	1-5	21-30-1	196.800	Third (1x)	---	---
Program Totals:		407-386-3	118-240	525-626-3	197.225	First (5x)	Second (1x)	Ninth (1x)



Ray Corn



Jeff Richards



Nadalie Walsh



Amy Smith



UTAH STATE

UNIVERSITY

UTAH STATE



UTAH STATE UNIVERSITY QUICK FACTS

Founded:

March 8, 1888

President (16th):

Noelle E. Cockett (Jan. 1, 2017-present)

Type:

Land-grant, public research university

Mission Statement:

The mission of Utah State University is to be one of the nation's premier student-centered land-grant and space-grant universities by fostering the principle that academics come first, by cultivating diversity of thought and culture and by serving the public through learning, discovery and engagement.

Location/Profile:

Logan, Utah

Population:

Logan - 48,565

Cache County - 114,181

Elevation: 4,778 feet (Logan Campus)

Average summer highs: 85 degrees

Average winter highs: 34 degrees

Free public transportation for Logan campus, Logan City, Cache Valley

81 miles northeast of Salt Lake City

5 hours south of Yellowstone National Park

1-hour drive to four ski resorts

2-minute drive to Logan Canyon

Number of steps to the top of Old Main Hill: 124

Campus Size:

Main campus: 400 acres

Statewide: 7,000 (does not include USU Eastern)

Regional Campuses, Distance Education and Extension:

Regional Campuses: 3 (Brigham City, Tooele, Uintah Basin)

Comprehensive Community College: 1 (USU Eastern with campuses in Price and Blanding)

Extension Offices: In 28 of 29 Utah counties and at the Ogden Botanical Center, Thanksgiving Point, and Utah Botanical Center

Workforce:

Faculty members: 800

Full-time support staff: 1,664

Enrollment:

Total Headcount Enrollment (Fall 2017): 28,118*

*Includes USU Regional Campuses and Distance Education: 14,648 and USU Eastern: 1,950

Gender:

Male: 12,888

Female: 14,791

Student Representation:

All 29 counties in Utah

All 50 states

78 countries

Ages:

Average undergraduate age: 22.4

Average graduate age: 32.3

Academics:

Undergraduate degrees: 159

Undergraduate minors: 111

Graduate degrees: 110

Student/faculty ratio: 22.1 to 1

Average undergraduate class size: 20-29 students

Students who study abroad each year: 76%

Colleges:

College of Agriculture and Applied Sciences

Caine College of the Arts

Jon M. Huntsman School of Business

Emma Eccles Jones College of Education and Human Services

College of Engineering

College of Humanities and Social Sciences

S.J. and Jessie E. Quinney College of Natural Resources

College of Science

Most Popular Declared Majors:

Economics; Psychology; Communicative Disorders and Deaf Education;

Mechanical Engineering; Elementary Education; Human Movement Science;

Biology; Computer Science





NOELLE E. COCKETT

University President
Fourth Year



Noelle E. Cockett was appointed as Utah State University's 16th President in October 2016, beginning her official tenure in January 2017.

At the time of the announcement, Cockett was serving as Executive Vice President and Provost at USU and held that position since 2013. Prior to that, she served USU as Vice President for Extension from 2006 to 2013; Dean of the College of Agriculture and Applied Sciences from 2002 to 2013; and Director of the Utah Agriculture Experiment Station from 2009 to 2013.

As the land-grant institution of Utah, the university is fortunate to have dedicated faculty with diverse areas of expertise in learning, discovery and outreach. The faculty provides excellence in teaching not only on its main campus in Logan, but also at the statewide campuses, and through its many online degree offerings. The university's dedication to education and learning continues to provide accolades as the university was ranked as the #5 public university in "National Universities Rankings 2018" by Washington Monthly and #15 "Best Online Bachelor's Program" in the nation by Forbes in 2019.

Cockett has built a distinguished career in sheep genomics research, maintaining an active research program even while serving in various leadership positions at USU. Her research program has centered on the identification of genetic markers associated with economically important traits in sheep, as well as the development of resources that advance research on the sheep genome. Cockett and her colleagues published an article describing the sheep genome sequence in Science in 2014. Her current project focuses on the identification of genetic regions associated with entropion in newborn lambs. Cockett has served as the United States coordinator for sheep genome mapping since 1993 and is an active member of the International Sheep Genomics Consortium.

As an active researcher, Cockett has received many awards and accolades throughout her career including a Young Scientist Award from the Western



Section of the American Society of Animal Science (ASAS), the Utah Governor's Medal for Science and Technology (2004 and 2015) and one of USU's top honors, the D. Wynne Thorne Research Award.

After receiving her master's and doctorate in animal breeding and genetics from Oregon State University, Cockett spent five years as a research geneticist at the United States Department of Agriculture, Agriculture Research Service U.S. Meat Animal Research Center in Clay Center, Neb. She joined USU in 1990 as a researcher and assistant professor in the Department of Animal, Dairy and Veterinary Sciences in the College of Agriculture and Applied Sciences.

Cockett grew up on a beef cattle ranch in eastern Montana and is married to John Cockett, Director of Technology in USU's Emma Eccles Jones College of Education and Human Services. Noelle and John have two children, Dylan and Chantelle.



Utah State University Board of Trustees (2020-21)

- Jody K. Burnett, Chairman
- Kent K. Alder, Vice Chairman
- Sami I. Ahmed, USUSA President
- Laurel Cannon Alder, Member
- John Y. Ferry, Member
- Gina Gagon, Member
- David H. Huntsman, Member
- Wayne Niederhauser, Member
- Dave Petersen, Member
- Jacey Skinner, Member
- Terryl Warner, Member

Utah State University Executive Committee (2020-21)

- Noelle E. Cockett, President
- Francis D. Galey, Executive Vice President and Provost
- Neil N. Abercrombie, Vice President, Government Relations
- Douglas D. Anderson, Dean, Jon M. Huntsman School of Business
- Janet B. Anderson, Associate Vice President, Academic and Instructional Services, and Vice Provost
- Jodi Bailey, Chief Audit Executive
- Patrick Belmont, President, Faculty Senate
- Lisa Berreau, Interim Vice President for Research, Department of Chemistry
- Bradford R. Cole, Dean, Libraries
- David T. Crowley, Vice President for Business and Finance
- Beth E. Foley, Dean, Emma Eccles Jones College of Education & Human Services
- Maura E. Hagan, Dean, College of Science
- John H. Hartwell, Vice President and Director of Athletics
- Eric S. Hawley, Chief Information Officer
- H. Scott Hinton, President, USU Research Foundation
- Jagath J. Kaluarachchi, Dean, College of Engineering
- Chris Luecke, Dean, S.J. & Jessie E. Quinney College of Natural Resources
- Mica A. McKinney, Vice President, Legal Affairs
- James D. Morales, Vice President for Student Services
- Rachel Nardo, Dean, Caine College of Arts
- William M. Plate, Vice President, Marketing and Communications
- Laurens H. Smith, Interim Vice President for Research
- Michael Torrens, Director of Analysis, Assessment & Accreditation
- Robert W. Wagner, Vice President for Academic & Instructional Services
- Joseph P. Ward, Dean, College of Humanities & Social Sciences
- Kenneth L. White, Vice President for Extension; Dean, College of Agriculture and Applied Sciences; Director, Agricultural Experiment Station
- Matthew T. White, Vice President for University Advancement



JOHN
HARTWELL
Vice President/Athletics Director
Sixth Year



Since being named Vice President and Director of Athletics at Utah State on June 2, 2015, John Hartwell has cast his vision for Aggie Athletics, which embodies maximum effort academically, athletically and socially to ensure success in both the classroom and on the fields of competition.

Under Hartwell's leadership, Utah State Athletics has seen unparalleled success, led by a 54-15 record and consecutive Mountain West Tournament titles in men's basketball the last two seasons. In all, USU has claimed five Mountain West regular season championships and four more postseason titles during Hartwell's tenure, while five coaches have been named its Conference Coach of the Year.

All of Utah State's recent successes has been noticed nationally as well, as Stadium Network listed Hartwell as the 18th-best Athletics Director in the nation, including the fourth-best non-Power 5 AD, in June of 2020.

During the 2019-20 academic year, Utah State men's basketball won its second-straight Mountain West Tournament title, while the USU men's cross country team won its first-ever MW Championship, followed by a 16th-place finish at the NCAA National Championships. In fact, USU's men's cross country team has advanced to the NCAA Championships twice in the past three seasons, its first two appearances in school history. Furthermore, Aggie football played in its eighth bowl game since 2011 and Aggie gymnastics notched its first winning season since 1999, which included a pair of victories against top-20 opponents, as it finished the year ranked 29th in the nation. In all, the 2019-20 academic year marked just the fourth time in school history that football advanced to a bowl game and men's basketball qualified for the NCAA Tournament, including for the first time in back-to-back years. Additionally, head men's cross country coach Artie Gulden and head gymnastics coach Amy Smith were named their conference's Coach of the Year, both of which are Hartwell hires.

The 2018-19 Utah State academic year saw both its football and men's basketball teams nationally ranked as USU was one of just five institutions to have both programs ranked in the final Associated Press polls. Collectively, USU produced a combined 39-9 record between football (11-2) and men's basketball (28-7), which is a single-season school record. That 39-9 mark was also tied for the fourth-best winning percentage and seventh-most wins nationally. Furthermore, football tied the school record for wins with its 11-2 record, while men's basketball went 28-7 to tie for the third-most victories in program history.

Furthermore, first-year head coach Craig Smith, who Hartwell hired, led Utah State's men's basketball program to its first-ever Mountain West regular season title and tournament championship after entering the season picked ninth in the preseason polls. Additionally, the football program was picked to finish fourth in the Mountain Division of the Mountain West, but posted a 7-1 league mark to tie for first in the division. At season's end, both program's head coaches were named Mountain West Coach of the Year.

Not to be outdone, the 2017-18 academic year was arguably the best in school history under Hartwell as Aggie Athletics ranked 78th nationally in the Learfield Director's Cup Standings, which is by far the best finish for USU in the Cup's 25 years, while its 375-plus student-athletes achieved a school-record 3.25 grade-point average.

In 2017-18, Utah State's men's tennis program won its third-straight Mountain West regular season championship and advanced to the NCAA

Tournament for the second time in as many years. In fact, men's tennis won the school's first Mountain West regular season (2016) and tournament championships (2017) since joining the Conference in 2013 and finished the 2017 campaign with a school-record 23 wins and a final national ranking of No. 45.

Additionally, Utah State's track & field/cross country teams had their best seasons in school history in 2017-18, highlighted by the men's programs finishing the year ranked 10th nationally by the U.S. Track & Field and Cross Country Coaches Association. During the 2017-18 seasons, the Aggie men placed 27th in their first-ever appearance in the NCAA Cross Country Championships, followed by a 28th-place finish at the NCAA Indoor Championships and an 18th-place finish at the NCAA Outdoor Championships, as its student-athletes combined to garner 12 All-America honors. On the women's side, USU's cross country program finished 14th in its first-ever appearance at the NCAA Championships, while its student-athletes combined to garner three All-America honors.

Aggie football also excelled during the 2017-18 academic year, playing in its sixth bowl game in the past seven seasons.

Aggie softball has also seen increased success as they finished the 2017 campaign with a 33-18 record, including a 14-9 Mountain West mark, and advanced to the National Softball Invitational, marking the program's first postseason appearance since 1993. In fact, those 33 overall wins and 14 league victories are its most since 1996, as USU finished the 2017 season tied for third place in the league.

Even more impressive is Utah State's continued successes by its student-athletes in the classroom as they have a 93 percent graduation success rate, which is the highest in the Mountain West, and a cumulative 3.36 grade-point average. During the 2019-2020 academic year, USU had 187 student-athletes earn academic all-MW honors, while 132 were named MW Scholar-Athletes. Additionally, USU recognized 212 student-athletes at its annual Joe E. and Elma Whitesides Luncheon for earning a 3.2 or better GPA.


Hartwell has also focused his time on maximizing and increasing the department's revenue streams, along with planning for future facility renovations to both Maverik Stadium and the Dee Glen Smith Spectrum.

In his time at Utah State, Hartwell has already rebranded the fundraising arm of the athletics department with the creation of Aggies Unlimited, which puts all giving under one umbrella.

Utah State also entered into a new partnership with the Larry H. Miller Sports & Entertainment Group to be its flagship radio station for Aggie Athletics, which gives USU additional advertising opportunities throughout Cache Valley and the Wasatch Front, in addition to more control over each broadcast.

And, Hartwell's strong business background has also proved to be valuable at Utah State as he negotiated a new footwear and apparel deal with

Utah State Athletic Directors (1950s-present)	
H.B. Hunsaker	1955-63
Frank Williams	1964-72
Ladell Andersen	1973-82
Dave Kragthorpe	1983-84
Rod Tueller	1985-92
Chuck Bell	1993-97
Bruce Van De Velde	1998
Rance Pugmire	1999-2003
Randy Spetman	2004-2007
Scott Barnes	2008-2014
John Hartwell	2015-present



The Hartwell Family: John, Heather, Lauren, Madison



Mississippi Athletic Association Foundation, a 501 (c)(3) organization that generated over \$17 million annually for the Ole Miss Athletics Department through priority seating and major gifts.

He was responsible for the day-to-day administrative oversight of the football, men's basketball and baseball programs, along with sport oversight of the softball and men's and women's track & field and cross country programs. Hartwell also oversaw the Rebels' business office, ticket office, equipment room, merchandise sales, concessions and football scheduling. Hartwell scheduled several marquee football games for the Rebels, including a home-and-home series with Texas that began in 2012.

Hartwell managed the growth of the Ole Miss athletic budget from \$26 million in the 2003 fiscal year to over \$47 million in the 2012 fiscal year. He also chaired the search to hire men's basketball head coach Andy Kennedy in 2006. He was heavily involved in negotiations that increased revenues with contracts for apparel and footwear (Nike), merchandise sales (Sports Avenue/LIDS), concessions (Centerplate), wireless provider (C Spire) and video boards (Daktronics). He served on the Southeastern Conference Ticket Committee and started the annual SEC Chief Financial Officers Forum.

A 1987 graduate of The Citadel, the 55-year old Hartwell spent four-plus years as a certified public accountant with Ernst & Young before returning to his alma mater to serve as the Director of Internal Audit in 1991. From 1994 to 1997, he was in private business as the Chief Financial Officer for a \$36 million beverage distributor on the South Carolina coast.

Hartwell's direct experience in athletics administration began as the Assistant Athletics Director for Business at Georgia State in 1997. He was promoted to Associate Athletics Director for Internal Affairs in 1999, and his responsibilities expanded to include sport supervision for baseball, men's and women's golf, men's and women's track & field and cross country. He also had oversight over the Panthers' athletic facilities and game management in addition to his previous responsibilities of all financial aspects of the department. While at Georgia State, Hartwell earned a master's degree in sports administration.

Athletics has always been a big part of Hartwell's life, starting in high school where he was an all-state basketball selection at UMS-Wright in Mobile, Ala. The 6-foot-7 forward played in high school alongside former North Carolina State and Alabama head coach Mark Gottfried, who is now the head coach at Cal State Northridge. Hartwell went on to play collegiately at The Citadel, where he was a three-year starter, a four-year letterman and captain of the team as a senior in 1987.

Hartwell is married to Dr. Heather Seale Hartwell, and they have two daughters, Lauren (11) and Madison (8). Hartwell also has a 28-year old son, Hunter, who is working on his MBA at The Wharton School University of Pennsylvania.



Nike in 2020.

Additionally, Hartwell has overseen the completion of the \$36 million, 85,000-square foot West Stadium Center on the west side of Maverik Stadium, which includes 24 luxury suites, 20 loge boxes, over 700 covered club seats and a premium club area that is also used to host a student-athlete training table. Renovations also included new video boards on both the north and south ends of the stadium, along with a new public address system, while major concourse work significantly increased restrooms and upgraded concessions.

Hartwell came to Utah State after spending three years as the Athletics Director at Troy, where he laid the groundwork for the future of Trojan Athletics by spearheading several significant upgrades to its athletic facilities, including the addition of a new \$2 million practice facility for the golf teams, a \$3 million renovation and expansion of the softball facility and a \$2.1 million improvement to Veterans Memorial Stadium, while also securing funding for lights to be installed at the soccer and track complex. Hartwell also unveiled the North End Zone Project for Veterans Memorial Stadium, a \$25 million project that will be the new home for Trojan football.

Troy's athletics programs have also seen vast improvement on the fields of play due to Hartwell's leadership and oversight, including the football program posting a 31-8 record during its last three seasons under Neal Brown, who Hartwell hired, not to mention the Trojans being the first Sun Belt Conference team to ever appear in either the Associated Press or Coaches Poll. Men's basketball won the 2017 Sun Belt Conference Tournament and advanced to its first NCAA Tournament since 2003, while the women's basketball program won back-to-back Sun Belt Tournament championships and appeared in two-straight NCAA Tournaments in 2017 and 2018. Troy's golf programs have also excelled as the women's program has won three of the past five Sun Belt titles, while men's golf advanced to three-straight NCAA Regionals from 2016-18. Another Hartwell hire, Mark Smartt, led Troy baseball to a 42-win season and an at-large NCAA bid in 2018.

Under Hartwell, Troy Athletics saw a significant enhancement in fundraising and external relations as he completely overhauled Troy's External Affairs division of the Athletics Department to increase revenues and enhance the fan and game day experience. Part of the makeover was the creation of a new external model, which included the addition of a Senior Associate Athletic Director for External Affairs; bringing corporate sponsorships in house with a partnership with Rockbridge Sports Group; and the development of the Troy Affinity Program to further engage Troy students in athletics.

Hartwell's tenure at Troy also saw a record number of student-athletes earn a 3.0 grade-point-average, an upward trend in APR scores and additional staff positions in Troy's academic support department. During the 2014-15 academic year, Troy student-athletes finished with a 3.01 cumulative grade-point-average and over 57 percent of Troy's student-athletes had a 3.0 GPA or higher.

At Troy, Hartwell served on the NCAA Division I Basketball Issues Committee, the Division I-A Board of Trustees Executive Committee, and the NCAA Division I Council as the Sun Belt Conference representative. He has also been an instructor at the Division I-A Institute for aspiring athletic directors.

Prior to being the Director of Athletics at Troy, Hartwell spent nine-plus years at the University of Mississippi, where he was the Senior Executive Associate Athletics Director, serving as the number two administrator in athletics.

Hartwell served as the Treasurer and Chief Operating Officer of the



Cody Anderson
Ticket Office
Account Executive
435-797-0304



Mike Bair
Director of Operations
435-797-3255



Analise Barker
Learning Specialist
435-797-2740



Bo Bates
Assistant
Equipment Manager
435-797-3255




Ryan Benson
Ticket Office
Account Executive
435-797-0304



Megan Bigler
Assistant Trainer
435-797-3636



Jerry Bovee
Associate Vice
President &
Deputy AD
435-797-1880



Raven Boyd
Ticket Operations
Manager
435-797-0305



Jordan Boze
Digital Streaming
Coordinator
435-797-0382



Taylor Brown
Multimedia
Coordinator
435-797-3456



Matthew Buckner
Assistant Trainer
435-797-3280



Paul Bugnet
Assistant Trainer
435-797-3280



Ronda Christoffersen
Business Manager
435-797-4174



Kyle Cottam
Assistant AD
Communications
435-797-2066



Amy Crosbie
Executive Associate AD
Internal Affairs/SWA
435-797-0612



Waqa Damuni
Assistant AD
Academic Coordinator
435-797-1864



Justin delos Reyes
General Manager
Aggie Sports Properties
435-797-8991



Wade Dennison
Assistant Media
Relations Coordinator
435-797-1361




Leah Dunagan
Assistant Trainer
435-797-8291



DJ Eckman
Director of Event
Operations
435-797-7186



Kalli Egbert
Development
Coordinator
435-797-2583



Dalton Elliott
Strength & Conditioning
Assistant
435-797-1870



Ryan Funk
Game Management
Assistant
435-797-7186



Spencer Funk
Event Operations
Coordinator
435-797-7186



John Garcia
Assistant Trainer
435-797-3280



Jake Garlock
Senior Associate AD
Student-Athlete
Services & Compliance
435-797-1853



Bill Garren
Assistant AD
Video Operations
435-797-0079




John Hartwell
Vice President &
Athletics Director
435-797-2060



Tony Hearrell
Assistant Director for
Compliance
435-797-9448



Ed Heath
Faculty Athletics
Representative
435-797-3306



Jordan Hicks
Head Football Strength
& Conditioning Coach
435-797-8031



Doug Hoffman
Associate AD
Media Relations
435-797-3714



Casey Imbasciani
Assistant Director of
Marketing
435-797-0637



Chris Kaufman
Director of Ticket
Operations
435-797-0305



Josh Knowles
Assistant Director of
Ticket Operations
435-797-0305



Tyler Knowles
Assistant AD
Digital Marketing &
Creative Content
435-797-3456



Sarah Landes
Development Officer
435-797-0143



Megan McCuiston
Assistant Media
Relations Coordinator
435-797-5547



Maggie McInerney
Associate AD
Business Affairs
435-797-3731



Ryan McLane
Associate AD
Development Officer
435-797-1360



Brady Mikkelsen
Assistant
Equipment Manager
435-797-3255



Haley McCollough
Academic
Coordinator
435-797-4471



Brant Mecham
Assistant AD
Development
435-797-0867




Melissa Morgan
Administrative
Assistant
435-797-1850



Bobby Nash
Assistant AD
Marketing &
Fan Engagement
435-797-0638



Natalie Norris
Director of
Sports Nutrition
435-797-5370



Logan Ogden
Director of Olympic
Sports Strength &
Conditioning
435-797-3638



Ethan Richards
Assistant Director of
Development
435-797-0799



Slade Richison
Academic Coordinator
435-797-7551



Jayden Sanders
Assistant Director
Video Operations
435-797-0382



Brandy Saunders
Administrative Assistant
Football
435-797-1870



Jeremiah Sievers
Academic
Coordinator
435-797-1783



Justice Smith
Associate AD
Student-Athlete
Academics
435-797-1868



Karl Smith
Assistant Trainer
435-797-8291



Tyler Thompson
Manager
Aggie Sports Properties
435-797-8992



Mike Williams
Associate AD
Sports Performance
Health & Wellness
435-797-3444



Karen Yindeepit
Insurance Coordinator
435-797-8030

UTAH STATE AGGIES

2020

ALL-MOUNTAIN RIM GYMNASTICS CONFERENCE HONOREES

AMY SMITH
COACH OF THE YEAR



**LEIGHTON
VARNADORE**

**SECOND-TEAM ALL-MRGC
VAULT - ALL-AROUND**



**AUTUMN
DEHARDE**

**GYMNAST OF THE YEAR
CO-BEAM
SPECIALIST OF THE YEAR
CO-FLOOR
SPECIALIST OF THE YEAR
FIRST-TEAM ALL-MRGC
BEAM-FLOOR**



**SOFI
SULLIVAN**

**FRESHMAN OF THE YEAR
CO-BEAM
SPECIALIST OF THE YEAR
FIRST-TEAM ALL-MRGC
BEAM**

2021 UTAH STATE GYMNASTICS SCHEDULE

RIO TINTO BEST OF UTAH MEET
JAN. 9 VS. BYU*/SUU*/UTAH 7PM

JAN. 22 SOUTHERN UTAH* 7PM

JAN. 29 BYU* 7PM

FEB. 6 AT BOISE STATE* 6PM

FEB. 13 BOISE STATE* 7PM

FEB. 19 AT SOUTHERN UTAH* 7PM

FEB. 26 AT BYU* 7PM

MAR. 7 AT DENVER/SUU* TBA

MAR. 12 AT UTAH TBA

MRGC CHAMPIONSHIPS

MAR. 20 BOISE STATE/BYU/SUU 6PM

APR. 1-3 AT NCAA REGIONALS TBA

APR. 16-17 AT NCAA CHAMPIONSHIPS TBA

• HOME MEETS IN BOLD AND ALL CAPS
* DENOTES MRGC MEET



#AGGIESALLTHEWAY
#CHOOSEORISE