



2025 UTAH STATE GYMNASTICS

MEDIA GUIDE





2025
UTAH STATE
GYMNASTICS
SOMETHING 2 PROVE

UNIVERSITY QUICK FACTS

Location: Logan, Utah
Founded: 1888
Enrollment: 28,063
President: Elizabeth Cantwell
Vice President/AD: Diana Sabau
Assistant AD Compliance/Interim SWA:
..... Mackenzie Masterson
Affiliation: NCAA Division
Conference: Mountain West (MW)
Nickname: Aggies
Colors: Navy Blue, White and Pewter Grey
Home Arena: .. Dee Glen Smith Spectrum (10,270)

TEAM QUICK FACTS

Head Coach: Kristin White
Alma Mater: UCLA, 2001
Record at Utah State: 10-33 (Third Year)
Assistant Coach: Robert Ladanyi (Third Year)
Assistant Coach: Rachel Slocum (Third Year)
Athletic Trainer: ... Kayla Champman (Second Year)
2024 Overall Record: 8-18
2024 MW Record: 2-4
2024 Dual Meet Record: 2-1
2024 Postseason: 2nd, MW
2024 Final Regional Ranking: ... 8th, North Central
2024 Final National Ranking: NA
Letterwinners Returning/Lost: 9/3
Newcomers: 3

ATHLETIC COMMUNICATIONS

Associate AD/Gymnastics SID: Doug Hoffman
Office Phone: 435.797.3714
Cell Phone: 435.881.8011
Email: doug.hoffman@usu.edu
Fax: 435.797.2615
Assistant Director: Jaden Johnson
Office Phone: 435.797.2066
Email: jaden.johnson@usu.edu
Assistant Director: Daniel Hansen
Office Phone: 435.797.5547
Email: danielbhansen@usu.edu
Mailing Address: 7400 Old Main Hill
..... Logan, Utah 84322-7400

SOCIAL MEDIA

Gymnastics Twitter: @USUGymnastics
Gymnastics Instagram: usugymnastics
Gymnastics Facebook: www.facebook.com/
..... UtahStateGymnastics



UTAH STATE

GYMNASTICS

NAME	HEIGHT	YEAR	EVENTS	HOMETOWN	HIGH SCHOOL/PREVIOUS SCHOOL	CLUB
Avery Bibbey	5-3	Jr.	AA	Chandler, Arizona	Perry HS	USA Youth Fitness Center
Brianna Brooks	5-7	Gr.	AA	Las Vegas, Nevada	West Career & Technical Academy	Desert Gymcats Gymnastics
Jenna Eagles	5-2	Gr.	VT, BB, FX	Ramsey, Minnesota	Anoka HS/Lindenwood	Twin City Twisters
Amari Evans	5-1	Sr.	AA	McKinney, Texas	iSchool Virtual Academy of Texas	WOGA Gymnastics
Payton Gatzlaff	5-4	Sr.	VT, UB, FX	Ankeny, Iowa	Ankeny HS/Lindenwood	Triad Gymnastics
Sydney Jelen	5-7	So.	AA	Algonquin, Illinois	Dundee-Crown HS	Legacy Elite
Dani Kirstine	5-3	Sr.	VT, UB, BB	Las Vegas, Nevada	Odyssey Charter HS	Brown's Gymnastics
Kaylie Medrano	5-4	Fr.	AA	Buckeye, Arizona	Verrado HS	Flames Gymnastics
Nyla Morabito	5-3	So.	AA	Welland, Ontario, Canada	Notre Dame College School	Manjak's Gymnastics
Olivia Orenge	5-4	Fr.	AA	Rogers, Minnesota	Rogers HS	Twin City Twisters
Marley Peterson	5-3	Jr.	VT, BB, FX	Bountiful, Utah	Woods Cross HS	USA Gymnastics
Chelsea Southam	5-4	Jr.	VT, BB, FX	Heber City, Utah	Wasatch HS	All American Gymnastics
Angel Stuart	5-5	Gr.	VT, UB, FX	Gilberts, Illinois	Hampshire HS	Legacy Elite Gymnastics
Lundyn VanderToolen	5-6	Fr.	AA	Cottonwood Heights, Utah	Brighton HS	Olympus Gymnastics
Isabella Vater	5-3	So.	AA	Las Vegas, Nevada	Faith Lutheran HS	Brown's Gymnastics
Mya Witte	5-1	So.	AA	Greenacres, Florida	Florida Virtual School	Genie's Gymnastics
Hattie Wright	5-2	So.	AA	Edmond, Oklahoma	Epic Charter Schools	Dynamo Gymnastics

Head Coach: Kristin White (Oklahoma, 2010), Third Year
Assistant Coach: Robert Ladanyi (Romanian National School of Coaching), Third Year
Assistant Coach: Rachel Slocum (Florida, 2018), Third Year
Athletic Trainer: Kayla Chapman (Virginia, 2020), Second Year
Team Manager: Casey Beeson, Nya Samora, Bethany Smith

PRONUNCIATIONS

Avery BIBBEY Bib-Eee
 Payton GATZLAFF Gatz-laugh
 Sydney JELEN Gel-en
 Dani KIRSTINE Ker-STINE
 Kaylie MEDRANO Med-RON-O
 Nyla MORABITO More-uh-bee-toe
 Olivia ORENGO O-rang-O
 Chelsea SOUTHAM South-um
 Isabella VATER Vaught-ER
 MYA WITTE My-uh Wit-Eee
 HATTIE Wright Hat-Eee

 Robert LADANYI La-Duh-NEE

BIRTHDAYS

Olivia Orenge January 13
 Brianna Brooks March 6
 Nyla Morabito March 10
 Marley Peterson March 18
 Hattie Wright April 26
 Lundyn VanderToolen May 17
 Payton Gatzlaff May 27
 Dani Kirstine June 10
 Kaylie Medrano June 12
 Avery Bibbey June 18
 Mya Witte June 22
 Sydney Jelen July 1
 Jenna Eagles Sept. 6
 Angel Stuart Sept. 9
 Chelsea Southam Oct. 7
 Amari Evans Dec. 5
 Isabella Vater Dec. 31

ACADEMIC MAJORS

Avery Bibbey Kinesiology
 Brianna Brooks Master of Sports Management
 Jenna Eagles Master of Sports Management
 Amari Evans Integrated Studies
 Payton Gatzlaff Kinesiology
 Sydney Jelen Kinesiology
 Dani Kirstine Journalism & Communications
 Kaylie Medrano Public Health
 Nyla Morabito Kinesiology
 Olivia Orenge Journalism & Communications
 Marley Peterson Integrated Studies
 Chelsea Southam Recreation Administration
 Angel Stuart Master of Sports Management
 Lundyn VanderToolen Kinesiology
 Isabella Vater Marketing
 Mya Witte Journalism & Communications
 Hattie Wright Kinesiology



AVERY BIBBEY
Chandler, Arizona
JR | 5'3" | AA



BRIANNA BROOKS
Las Vegas, Nevada
GR | 5'7" | AA



JENNA EAGLES
Ramsey, Minnesota
GR | 5'2" | VT/BB/FX



AMARI EVANS
McKinney, Texas
SR | 5'1" | AA



PAYTON GATZLAFF
Ankeny, Iowa
SR | 5'4" | VT/UB/FX



SYDNEY JELEN
Algonquin, Illinois
SO | 5'7" | AA



DANI KIRSTINE
Las Vegas, Nevada
SR | 5'3" | VT/UB/BB



KAYLIE MEDRANO
Buckeye, Arizona
FR | 5'4" | AA



NYLA MORABITO
Welland, Ontario, Canada
SO | 5'3" | AA



OLIVIA ORENCO
Rogers, Minnesota
FR | 5'4" | AA



MARLEY PETERSON
Bountiful, Utah
JR | 5'3" | VT/BB/FX



CHELSEA SOUTHAM
Heber City, Utah
JR | 5'4" | VT/BB/FX



ANGEL STUART
Gilberts, Illinois
GR | 5'5" | VT/UB/FX



LUNDY VANDERTOOLEEN
Cottonwood Heights, Utah
FR | 5'6" | AA



ISABELLA VATER
Las Vegas, Nevada
SO | 5'3" | AA




MYA WITTE
Greenacres, Florida
SO | 5'1" | AA



HATTIE WRIGHT
Edmond, Oklahoma
SO | 5'2" | AA



KRISTIN WHITE
Head Coach
Third Season at Utah State



ROBERT LADANYI
Assistant Coach
Third Season at Utah State



RACHEL SLOCUM
Assistant Coach
Third Season at Utah State






2025 Schedule

DATE	OPPONENT	SITE	TIME	SERIES RECORD
Friday, Jan. 3	at Utah	Salt Lake City, Utah	7 p.m.	Utah leads, 96-3
Friday, Jan. 10	Southern Utah	Logan, Utah	7 p.m.	Southern Utah leads, 60-57
Monday, Jan. 20	Les Olson IT Best of Utah Meet vs. BYU vs. Southern Utah vs. Utah	West Valley City, Utah	6 p.m.	BYU leads, 92-52-1 Southern Utah leads, 60-57 Utah leads, 96-3
Friday, Jan. 24	at Air Force*	USAFA, Colorado	7 p.m.	Utah State leads, 16-2
Friday, Jan. 31	at Boise State* vs. Sacramento State	Boise, Idaho	7 p.m.	Boise State leads, 59-58-1
Friday, Feb. 7	San José State*	Logan, Utah	7 p.m.	Utah State leads, 18-17
Monday, Feb. 10	Southern Utah	Cedar City, Utah	6:30 p.m.	Southern Utah leads, 60-57
Friday, Feb. 14	vs. California vs. Texas Woman's	Fort Worth, Texas	6:30 p.m.	California leads, 10-5 Utah State leads, 11-3
Friday, Feb. 21	Boise State*	Logan, Utah	7 p.m.	Boise State leads, 59-58-1
Sunday, March 2	vs. San José State*	San Jose, California	3 p.m.	Utah State leads, 18-17
Friday, March 7	Air Force*	Logan, Utah	7 p.m.	Utah State leads, 16-2
Friday, March 14	vs. Arizona	Tucson, Arizona	6 p.m.	Arizona leads, 24-12-1
Saturday, March 22	MW Championships Air Force Boise State San José State	San Jose, California	TBD	Utah State leads, 16-2 Boise State leads, 59-58-1 Utah State leads, 18-17
Thur.-Sat., April 3-6	at NCAA Regionals	TBA		
Fri.-Sun., April 18-20	at NCAA Championships	Fort Worth, Texas		

* - Denotes Mountain West meet
All times Mountain
Home meets in **BOLD**



BRIANNA BROOKS

ALL-AROUND • GRADUATE
LAS VEGAS, NEVADA
WEST CAREER & TECHNICAL ACADEMY
CLUB: DESERT GYMCATS GYMNASTICS



HONORS: NCAA North Central Region (Region 2) Gymnast of the Year (2023, 2024); Second-Team All-Mountain West: All-Around (2024); Second-Team All-Mountain West: Bars (2024); First-Team All-Mountain Rim Gymnastics Conference: All-Around (2023); Second-Team All-Mountain Rim Gymnastics Conference: Bars (2023); Mountain West Bars Co-Specialist of the Week (2/2/24); Mountain Rim Gymnastics Conference Gymnast of the Week (2/27/23); Mountain Rim Gymnastics Conference Beam Specialist of the Week (2/27/23); Mountain Rim Gymnastics Conference Vault Specialist of the Week (1/31/22); Mountain Rim Gymnastics Conference Bars Specialist of the Week (1/10/22); Women's Collegiate Gymnastics Association Scholastic All-American (2021, 2022, 2023, 2024); Academic All-Mountain Rim Gymnastics Conference (2021, 2022); College Sports Communicators Academic All-District (2023, 2024).


SINGLE-SEASON RECORDS: Ranks first all-time in school history with a single-season bars average of 9.860, set in 2022... Also holds the third- and fourth-best bars average in program history with a 9.855 and a 9.852, set in 2023 and 2024, respectively... Ranks eighth and ninth all-time in school history with single-season beam averages of 9.825 and 9.820, set in 2022 and 2023, respectively.

SINGLE-MEET RECORDS: Holds the second-best and is tied for the third-best bars score in school history for an NCAA Regional Championships meet with a career-best 9.925 in 2023 (Pittsburgh, Pennsylvania) and a 9.900 in 2022 (Norman, Oklahoma) and 2024 (Berkeley, California)... Her 9.925 on bars is also tied for 11th all-time in school history on the event... Tied for the ninth-best beam score in school history with a personal-best 9.925 set in a home tri meet against Alaska and Nebraska (3/3/23).

2024 (SENIOR CAMPAIGN): Tabbed the NCAA North Central Region (Region 2) Gymnast of the Year for the second straight year... Earned second-team all-Mountain West honors in the all-around as she ranked fourth in the conference, 11th in the region and tied for 78th nationally with a National Qualifying Score (NQS) of 39.130... Also earned second-team all-MW honors on bars as she ranked fourth in the MW, 17th in the region and tied for 91st nationally with an NQS of 9.880... Had an average score of 39.031 in the all-around, 9.779 on vault, 9.852 on bars, 9.769 on beam and 9.628 on floor... Her bar score of 9.852 is the fourth-best in school history for a single season... Tied for first on bars in Session I of the NCAA Regional Championships, held in Berkeley, California (4/5), with a season-high-tying 9.900, which is the third-best score all-time in school history at a regional meet... Won the bars title with a season-high-tying 9.900 at the MW Championships (3/23)... Also placed second in the all-around at the MW Championships with a 39.300, as she tied for seventh on beam with a 9.875, tied for 11th on floor with a career high 9.825 and tied for 18th on vault with a 9.700... Named the MW Bars Co-Specialist of the Week as she scored a season-high 9.900 against Southern Utah (2/2) to tie for second... Won her sixth-career all-around title, and second of the season, as she scored a career-high 39.325 at a tri meet with No. 26 Boise State and No. 17 Oregon State (3/17)... In that same meet, she tied for third on bars with a season-high-tying 9.900, tied for fourth on beam with a 9.850, tied for 10th on floor with a career-high 9.825, and tied for 14th on vault with a 9.750... Tied for fifth on bars with a 9.875 at the Best of Utah

Meet (1/15)... Tied for third on bars with a 9.850 at the Southern Utah Tri Meet with Arizona State (1/19)... Tied for second on vault with a 9.825 against Air Force (1/26)... Tied for second on bars and was fourth on beam with scores of 9.900 against Southern Utah (2/2)... Won her first all-around title of the season with a then-season-high 39.225 at the Utah State Quad Meet (2/23)... In that meet, she tied for fourth on vault with a season-high 9.850, tied for third on bars with a 9.875, tied for 10th on beam with a 9.825 and placed 22nd on floor with a 9.675... Finished fourth in the all-around with a 39.100 at a tri meet hosted by No. 5 Utah and with No. 25 Stanford (3/15)... At that same meet, she tied for seventh on vault with a season-high-tying 9.850... Earned Women's Collegiate Gymnastics Association Scholastic All-America accolades and College Sports Communicators Academic All-District honors.

2023 (JUNIOR CAMPAIGN): Tabbed the NCAA North Central Region (Region 2) Gymnast of the Year... Garnered first-team all-Mountain Rim Gymnastics Conference honors in the all-around after ranking second in the league, sixth in the region and 66th in the nation with a National Qualifying Score of 39.160... Earned second-team all-MRGC accolades on bars after ranking fifth in the conference, 11th in the region and tied for 75th nationally with an NQS of 9.880 on the event... Averaged 9.855 on bars and 9.820 on beam, which rank third and ninth all-time in school history... Tied for third on bars in Session I of the NCAA Regional Championships, held in Pittsburgh, Pennsylvania (3/31), with a personal-best 9.925, which is tied for 11th all-time in school history and ranks second all-time for a regional meet... Placed second in the all-around with a 39.125 at the MRGC Championships (3/18), where she also tied for 16th on vault (9.750), tied for third on bars (9.850), placed fourth on beam (9.875) and tied for 21st on floor (9.650)... Named the MRGC Gymnast of the Week after placing third in the all-around with a 39.275 in a home tri meet against Alaska and Nebraska (3/3)... In that same meet, she tied for first on beam with a personal-best 9.925, which is tied for ninth all-time in school history, placed ninth on vault with a 9.775, tied for third on bars with a 9.900 and placed 13th on floor with a 9.675... Tabbed the MRGC Gymnast of the Week and co-Beam Specialist of the Week after winning the all-around with a 39.050 and tying for first on beam with a 9.900 at BYU (2/24), where she also placed 10th on vault (9.650), tied for fourth on bars (9.775) and tied



CAREER HIGHS

Vault
9.875

UNEVEN BARS
9.900

BALANCE BEAM
9.925

FLOOR EXERCISE
9.825

ALL-AROUND
39.325



for ninth on floor (9.725)... Captured her first all-around title with a 38.350 against BYU (1/27), tying for ninth on vault (9.700), tying for second on bars (9.875), placing 10th on beam (9.750) and finishing 12th on floor (9.025)... Had a career meet against No. 21 Southern Utah (2/17) as she placed second in the all-around with a career-best 39.300, which included tying for fifth on vault with a 9.800, tying for first on bars with a then-career-high 9.900, tying for third on beam with a personal-best-tying 9.900 and placing 11th on floor with a 9.700... Won the all-around title with a 39.200 at Boise State (2/3), where she tied for fourth on vault with a 9.850, placed third on bars with a 9.875, tied for eighth on beam with a 9.675 and tied for eighth on floor with a career-high 9.800... Captured her third-straight all-around crown with a 39.075 against Boise State (2/10) as she placed 10th on vault (9.700), tied for fifth on bars (9.775), tied for third on beam (9.825) and tied for eighth on floor (9.775)... Competed in the all-around and on floor for the first time in her career at No. 21 Southern Utah (1/20), where she placed second and 11th, respectively, with scores of 38.800 and 9.375... Opened the season by tying for fifth on vault (9.825), tying for 20th on bars (9.775) and tying for ninth on beam (9.825) at the Rio Tinto Best of Utah Meet (1/13)... Earned Women's Collegiate Gymnastics Association Scholastic All-America accolades and College Sports Communicators Academic All-District honors.

2022 (SOPHOMORE CAMPAIGN): Competed on vault, bars and beam in all 13 meets... Ranked 12th in the Mountain Rim Gymnastics Conference and tied for 29th in the North Central Region with a National Qualifying Score of 9.820 on vault... Tied for seventh in the league, tied for 15th in the region and tied for 78th nationally with an NQS of 9.870 on bars... Tied for ninth in the MRGC, tied for 17th in the region and tied for 84th in the nation with an NQS of 9.870 on floor... Tied for fourth on beam with a personal-best 9.900, which is tied for second all-time for a regional meet, in Session 1 of the second round of the NCAA Norman Regional (3/31)... Also tied for 17th on beam (9.800) and tied for 24th on vault (9.725) at regionals... Tied for fifth on vault (9.825), tied for 11th on bars (9.850) and tied for seventh on beam (9.850) at the conference championships (3/19), helping the Aggies win their first-ever MRGC title... Tabbed the MRGC Bars Specialist of the Week after tying for third on the event with a 9.850 at the Rio Tinto Best of Utah Meet (1/7)... Named the MRGC Vault Specialist of the Week after tying for first on the event with a career-high score of 9.875 at No. 21 BYU (1/28), where she also had a personal-best 9.900 on bars to tie for third... Tied for first on bars with a 9.850 in a home tri meet against No. 12 BYU and No. 23 Towson (2/25)... Tied for sixth on beam with a career-best 9.900 at the Arizona quad meet (1/22)... Earned Women's Collegiate Gymnastics Association Scholastic All-America and academic all-MRGC accolades.

2021 (FRESHMAN CAMPAIGN): Competed on vault, bars and beam in her first season at Utah State... Tied for 14th in the Mountain Rim Gymnastics Conference and tied for 30th in the North Central Region with a National Qualifying Score of 9.844 on bars... Tied for 12th in the league and tied for 29th in the region with an NQS of 9.856 on beam... Placed 52nd on bars (8.100) and tied for 29th on beam (9.775) at the Salt Lake City NCAA Regional Second Round (4/2)... Tied for 17th on bars (9.775) and tied for 22nd on beam (9.375) at the MRGC Championships (3/20)... Recorded season-best scores of 9.800 on vault at No. 25 Boise State (2/6) and 9.875 on bars at No. 11 BYU (2/26)... Had a pair of season-best 9.875s on beam, doing so the first time at home against No. 12 BYU (1/29) and again at the Denver tri meet (3/7)... Garnered Women's Collegiate Gymnastics Association Scholastic All-America and academic all-MRGC accolades.

CLUB/HIGH SCHOOL: Trained since 2008 at Desert Gymcats Gymnastics in Las Vegas, Nevada, under Jordan Schwiker... Experienced on all four events as a level-10 gymnast... Qualified for the 2019 Junior Olympic National Championships... Placed third on bars at the 2019 Region 1 Championships... Placed third in the all-around (38.275), second on bars (9.650), fourth on beam (9.450), fifth on floor (9.425) and tied for second on vault (9.750) at the 2019 Nevada State Championships... Graduated from West Career & Technical Academy.

PERSONAL: Daughter of Justin and Leticia Brooks... Full name is Brianna Marie Brooks... Has one brother... Graduated from Utah State in the spring of 2024 with a bachelor's degree in kinesiology with an exercise science emphasis... Is pursuing her master's in sports management.





JENNA EAGLES

VAULT, BEAM, FLOOR • GRADUATE
RAMSEY, MINNESOTA
ANOKA HS/LINDENWOOD
CLUB: TWIN CITY TWISTERS



HONORS: Women’s Collegiate Gymnastics Association Scholastic All-American (2023).

2024 (SENIOR CAMPAIGN): Competed in all 12 meets on floor, in 11 meets on beam and in one meet on vault... Ranked 13th in the Mountain West and tied for 35th in the North Central Region on floor with a National Qualifying Score (NQS) of 9.835... Tied for 17th in the conference and tied for 49th in the region on beam with an NQS of 9.770... Had an average score of 9.742 on floor and 9.582 on beam... Tied for 10th on beam and tied for 11th on floor with scores of 9.850 and 9.825, respectively, at the MW Championships (3/23)... Her 9.850 on beam was a career high... Tied for sixth on floor with a 9.850 at the Best of Utah Meet (1/15)... Tied for ninth on floor with a 9.800 at the Southern Utah Tri Meet with Arizona State (1/19)... Tied for fourth on floor with a career-high 9.900 and tied for 10th on beam with a 9.825 at the Utah State Quad Meet (2/23)... Tied for eighth on floor with a 9.825 at the Air Force Tri Meet with San José State (3/1)... Tied for eighth on floor with a 9.850 at a tri meet hosted by No. 5 Utah and with No. 25 Stanford (3/15)... Tied for 10th on floor with a 9.825 at a tri meet hosted by No. 25 Boise State and with No. 17 Oregon State (3/17)... Competed on vault in the season opener at the North Carolina Quad Meet (1/5) and scored a 9.500.

2023 (JUNIOR CAMPAIGN): Competed in all 10 meets... Tied for 13th on vault with a personal-best 9.800 at the Mountain Rim Gymnastics Conference Championships (3/18)... Recorded a career-best score of 9.825 on beam against Boise State (2/10), tying for third on the event... Had another 9.825 on beam at the Cal quad meet (3/3), where she tied for 16th, and had a personal-best 9.875 on floor to tie for ninth... Made her Aggie floor debut against No. 21 Southern Utah (2/17), tying for seventh with a career-best 9.825... Tied for 10th on vault with a career-best score of 9.725 at Boise State (2/3)... Tied for eighth on vault with a 9.700 at No. 21 Southern Utah (1/20), where she also competed on beam... Also had a 9.700 on vault to tie for ninth against BYU (1/27)... Made her Aggie debut at the Rio Tinto Best of Utah Meet (1/13), where she tied for 15th on beam with a career-best score of 9.750... Earned Women’s Collegiate Gymnastics Association Scholastic All-America accolades.

PREVIOUS SCHOOL: Spent her first two seasons at Lindenwood University in St. Charles, Missouri... After competing in just one meet for the Lions in 2021, she competed in six meets in 2022, recording a season-high score of 9.500 on vault and a personal-best score of 9.775 on floor.

CLUB/HIGH SCHOOL: Trained at Twin City Twisters in Champlin, Minnesota, for 16 years under the direction of Sami Wozeny... Graduated in 2020 from Anoka (Minnesota) High School.

PERSONAL: Daughter of Brad and Jackie Eagles... Full name is Jenna Marie Eagles... Has one brother... Graduated from Utah State in the spring of 2024 with a bachelor’s degree in kinesiology with a physical education teaching emphasis... Is pursuing her master’s in sports management.

CAREER HIGHS

VAULT
9.800

UNEVEN BARS

BALANCE BEAM
9.825

FLOOR EXERCISE
9.900

ALL-AROUND





ANGEL STUART
VAULT, BARS, FLOOR • GRADUATE
GILBERTS, ILLINOIS
HAMPSHIRE HS
CLUB: LEGACY ELITE GYMNASTICS



HONORS: Women's Collegiate Gymnastics Association Scholastic All-American (2024).

2024 (SENIOR CAMPAIGN): Competed in 11 meets on vault, eight meets on floor and six meets... Ranked 11th in the Mountain West and tied for 30th in the North Central Region on floor with a National Qualifying Score (NQS) of 9.850... Ranked 21st in the conference and 54th in the region on vault with an NQS of 9.705... Had an average score of 9.670 on vault, 9.763 on bars and 9.709 on floor... Tied for sixth on floor with a 9.850 and tied for 13th on vault with a 9.725 at the MW Championships (3/23)... Placed second on floor with a 9.850 and tied for ninth on bars with a 9.750 against San José State (2/16)... Tied for fourth on floor with a career high 9.900 at the Utah State Quad Meet (2/23)... Tied for eighth on floor with a 9.850 at a tri meet hosted by No. 5 Utah and with No. 25 Stanford (3/15)... Tied for eighth on vault with a season-high 9.750 against Southern Utah (2/2)... Tied for ninth on bars with a career high 9.825 at the Air Force Tri Meet with San José State (3/1)... Tied for 10th on floor with a 9.825 at a tri meet hosted by No. 26 Boise State and with No. 17 Oregon State (3/17)... Tied for 11th on floor with a 9.875 at the Oklahoma Quad Meet (2/9)... Earned Women's Collegiate Gymnastics Association Scholastic All-America accolades.


2023 (JUNIOR CAMPAIGN): Competed on both vault and floor in eight meets... Tied for 16th on vault with a season-high 9.750 and tied for fifth on floor with a personal-best 9.850 at the Mountain Rim Gymnastics Conference Championships (3/18)... Placed 10th on vault with a 9.725 and ninth on floor with a 9.775 against No. 21 Southern Utah (2/17)... Opened the season by placing 18th on vault (9.700) and tying for 15th on floor (career-best 9.800) at the Rio Tinto Best of Utah Meet (1/13)... Placed 10th on floor (9.650) and 11th on vault (9.650) at No. 21 Southern Utah (1/20)... Tied for sixth on vault with a 9.725 against BYU (1/27).

2022 (SOPHOMORE CAMPAIGN): Competed on vault in the first two meets before suffering a season-ending injury... Tied for first on vault with a career-best score of 9.825 against Air Force (1/14)... Opened the season by tying for 19th on vault with a 9.725 at the Rio Tinto Best of Utah Meet (1/7).

2021 (FRESHMAN CAMPAIGN): Competed on vault in one meet, recording a 9.625 against No. 12 BYU to place 10th on the event.

CLUB/HIGH SCHOOL: Trained at Legacy Elite Gymnastics in Aurora, Illinois, during the 2019-20 season under the direction of Jiani Wu... Was the 2017 regional floor and all-around champion, while placing second on vault and beam... In 2018, she was the regional floor champion and placed third on vault, and in 2019, she finished 12th in the all-around... Graduated from Hampshire (Illinois) High School with a GPA of 3.31.

PERSONAL: Daughter of Eacliffe and Grace Stuart... Has two brothers... Full name is Angelica Rose Stuart... Graduated from Utah State in the spring of 2024 with a bachelor's degree in journalism... Is pursuing her master's in sports management.



CAREER HIGHS


VAULT
9.825

UNEVEN BARS
9.825



BALANCE BEAM

FLOOR EXERCISE
9.900

ALL-AROUND

AMARI EVANS
 ALL-AROUND • SENIOR
 MCKINNEY, TEXAS
 ISCHOOL VIRTUAL ACADEMY OF TEXAS
 CLUB: WOGA GYMNASTICS

SINGLE-MEET RECORDS: Tied the fourth-best floor score in school history at an NCAA Regional Championships meet with a 9.900 in Session 1 of the second round of the NCAA Norman Regional (3/31/22).

2024 (JUNIOR CAMPAIGN): Competed in all 12 meets on floor, in seven meets on bars and in the final three meets on beam... Tied for 13th in the Mountain West and tied for 42nd in the North Central Region on floor with a National Qualifying Score (NQS) of 9.820... Tied for 25th in the conference on bars with an NQS of 9.605... Had an average score of 9.694 on floor and 9.571 on bars... Had a career night at the MW Championships (3/23), as she tied for third on floor with a season-high 9.875, tied for ninth on bars with a career-high 9.800 and tied for 15th on beam with a career-high 9.825... Tied for fourth on floor with a 9.850 against Southern Utah (2/2)... Tied for third on floor with a 9.825 against San José State (2/16)... Tied for eighth on floor with a 9.825 at the Air Force Tri Meet with San José State (3/1).

2023 (SOPHOMORE CAMPAIGN): Competed in five meets... Suffered a season-ending injury against Boise State (2/10)... Prior to the injury, placed fifth on vault with a career-best-tying 9.775 against the Broncos... Placed third on floor with a career-high-tying 9.900 at Boise State (2/3), where she also tied for seventh on vault with a personal-best 9.775... Tied for fourth on vault with a 9.750 and tied for seventh on floor with a 9.800 against BYU (1/27)... Made her collegiate debut on vault and placed 12th with a 9.575, while also placing seventh on bars with a personal-best 9.725, at No. 21 Southern Utah (1/20)... Opened the season by tying for sixth on floor (9.850) at the Rio Tinto Best of Utah Meet (1/13).

2022 (FRESHMAN CAMPAIGN): Competed on bars in one meet and floor in nine meets during the season... Averaged 9.814 on floor... Tied for sixth on floor with a personal-best 9.900 in Session 1 of the second round of the NCAA Norman Regional (3/31), which is tied for fourth in school history for an NCAA Regional Championships meet... Tied for fifth on floor (9.850) at the conference championships (3/19), helping the Aggies win their first-ever Mountain Rim Gymnastics Conference title... Made her collegiate debut at the Rio Tinto Best of Utah Meet (1/7), where she placed 24th on bars with a 9.000.

CLUB/HIGH SCHOOL: Trained at WOGA Gymnastics in Plano, Texas, under coach Matt Winn, Josh Jefferis and Natalya Marakova... Named to America's Top 100 on uneven bars with a 9.750 in 2016, her first season competing as a level-10 gymnast... In 2017, she won the bars title at the state championships while qualifying for regionals... A two-time state champion on bars, once each at level 9 and level 10... Named an alternate for the 2018 Junior Olympic Nationals after finishing eighth in the all-around and fourth on floor at the Region 3 Championships... Qualified for the 2019 Junior Olympic Nationals in Indianapolis, Indiana, and in 2020, she qualified for the state championships, but was unable to compete due to the COVID-19 pandemic... Graduated in 2021 from iSchool Virtual Academy of Texas.

PERSONAL: One of two children of Muntai and Chantile Evans... Majoring in integrated studies.

CAREER HIGHS

Vault
9.775

UNEVEN BARS
9.800

BALANCE BEAM
9.825

FLOOR EXERCISE
9.900

ALL-AROUND





PAYTON GATZLAFF
VAULT, BARS, FLOOR • SENIOR
ANKENY, IOWA
ANKENY HS/LINDENWOOD
CLUB: TRIAD GYMNASTICS



HONORS: Women’s Collegiate Gymnastics Association Scholastic All-American (2022, 2023, 2024).


2024 (JUNIOR CAMPAIGN): Competed in all 12 meets on vault and averaged 9.717 on the event... Ranked 13th in the Mountain West and 49th in the North Central Region with a National Qualifying Score (NQS) of 9.745... Tied for 11th on vault with a 9.750 at the MW Championships (3/23)... Tied for second on vault with a season-high 9.825 against Air Force (1/26)... Tied for ninth on vault with a 9.750 at the Air Force Tri Meet with San José State (3/1)... Tied for 11th on vault with a 9.775 at the Southern Utah Tri Meet (1/19)... Earned Women’s Collegiate Gymnastics Association Scholastic All-America accolades.

2023 (SOPHOMORE CAMPAIGN): Competed on both vault and floor in all 10 meets... Tied for 16th on vault (9.750) and placed 24th on floor (9.025) at the Mountain Rim Gymnastics Conference Championships (3/18)... Tied for second on vault with a personal-best 9.875 and tied for seventh on floor with a 9.800 at BYU (2/24)... Tied for seventh on floor with a career-high-tying 9.825 against No. 21 Southern Utah (2/17)... Placed seventh on floor with a career-best 9.825 and tied for seventh on vault with a 9.775 at Boise State (2/3)... Made her Aggie debut at the Rio Tinto Best of Utah Meet (1/13), where she tied for 10th on vault with a 9.800 and placed 24th on floor with a 9.700... Tied for eighth on vault with a 9.700 at No. 21 Southern Utah... Tied for sixth on vault (9.725) and placed 11th on floor (9.750) against BYU (1/27)... Earned Women’s Collegiate Gymnastics Association Scholastic All-America accolades.

PREVIOUS SCHOOL: Spent one season at Lindenwood University in St. Charles, Missouri... As a freshman for the Lions in 2022, she competed on vault in six meets, recording a season-best score of 9.750... Earned Women’s Collegiate Gymnastics Association Scholastic All-America accolades following the season.

CLUB/HIGH SCHOOL: Trained at Triad Gymnastics in Ankeny, Iowa, for nine years under the direction of Dan Miller... Was a four-time all-around state champion (2013, 2014, 2017 and 2019), a Super 8 qualifier and member of the Super 8 championship team in 2017... A team captain from 2020-21... Graduated in 2021 from Ankeny High School, where she earned the Academic Excellence Award all four years, as well as the DMACC Dean’s Award.

PERSONAL: Daughter of Craig and Leasa Gatzlaff... Full name is Payton Layne Gatzlaff... Has one brother and one sister... Her sister, Madison, is a senior on Ball State’s swimming and diving team... Majoring in kinesiology with an exercise science emphasis... Last name is pronounced Gatz-laugh.



**CAREER
HIGHS**

VAULT
9.875

UNEVEN BARS

BALANCE BEAM

FLOOR EXERCISE

9.825

ALL-AROUND



DANI KIRSTINE

VAULT, BARS, BEAM • SENIOR
LAS VEGAS, NEVADA
ODYSSEY CHARTER HS
CLUB: BROWN'S GYMNASTICS



HONORS: Mountain West Bars Co-Specialist of the Week (2/2/24); Women's Collegiate Gymnastics Association Scholastic All-American (2022, 2023, 2024); Academic All-Mountain Rim Gymnastics Conference (2022); College Sports Communicators Academic All-District (2023, 2024).

2024 (JUNIOR CAMPAIGN): Competed in all 12 meets on beam and in 10 meets on bars... Tied for 15th in the Mountain West and tied for 44th in the North Central Region on bars with a National Qualifying Score (NQS) of 9.780... Tied for 17th in the conference and tied for 49th in the region on beam with an NQS of 9.770... Had an average score of 9.552 on bars and 9.571 on beam... Tied for 10th on beam with a 9.850 and tied for 12th on bars with a 9.775 at the MW Championships (3/23)... Named the MW Bars Co-Specialist of the Week as she scored a career high 9.900 to place second against Southern Utah (2/2)... Also tied for fifth on beam with a career-high 9.875 in the meet... Won her first-career event title as she placed first on bars with a 9.850 against San José State (2/16)... Earned Women's Collegiate Gymnastics Association Scholastic All-America accolades and College Sports Communicators Academic All-District honors..

2023 (SOPHOMORE CAMPAIGN): Competed in all 10 meets of the season... Tied for third on bars (9.850) and tied for 15th on beam (9.775) at the Mountain Rim Gymnastics Conference Championships (3/18)... Tied for 10th on bars with a 9.850 at the Cal quad meet (3/10)... Tied for second on bars and placed fourth on beam with matching career-best scores of 9.875 against BYU (1/27)... Tied for third on bars with a 9.875 against No. 21 Southern Utah (2/17)... Tied for fourth on bars with a 9.800 and made her collegiate debut on beam, tying for fifth with another 9.800, at No. 21 Southern Utah (1/20)... Placed sixth on beam with a 9.800 against Boise State (2/10)... Tied for fourth on bars with a 9.775 at BYU (2/24)... Made her Aggie debut at the Rio Tinto Best of Utah Meet (1/13), where she tied for 20th on bars with a 9.775... Earned Women's Collegiate Gymnastics Association Scholastic All-America accolades and College Sports Communicators Academic All-District honors.

2022 (FRESHMAN CAMPAIGN): Did not compete during the season, but performed exhibition routines on bars against No. 23 Towson (2/27) and at the Washington tri meet (3/6), recording scores of 9.775 and 9.650, respectively... Earned Women's Collegiate Gymnastics Association Scholastic All-America and academic all-Mountain Rim Gymnastics Conference accolades.

CLUB/HIGH SCHOOL: Trained at Brown's Gymnastics in Las Vegas, Nevada, under the direction of Kyle Khou... Was the 2019 Junior Olympic Nationals bars champion and helped lead her club team to a first-place finish at Lady Luck 2020.

PERSONAL: Daughter of James Kirstine and Josée Lacasse... Has one younger sister... Her mother is a former Canadian alpine skier who won multiple World Cup titles and competed in the 1998 Winter Olympics in Calgary, placing 11th in the giant slalom and 16th in the slalom... She later attended Sierra Nevada College on a full scholarship and is in the Eagles' Hall of Fame... Majoring in journalism and communications... Last name is pronounced Ker-stine.

CAREER HIGHS

VAULT


UNEVEN BARS
9.900

BALANCE BEAM
9.875


FLOOR EXERCISE

ALL-AROUND





AVERY BIBBEY
 ALL-AROUND • JUNIOR
 CHANDLER, ARIZONA
 PERRY HS
 USA YOUTH FITNESS CENTER



HONORS: Women’s Collegiate Gymnastics Association Scholastic All-American (2023, 2024); College Sports Communicators Academic All-District (2024).

2024 (SOPHOMORE CAMPAIGN): Competed on bars in all 12 meets, averaging 9.731 on the event... Ranked 14th in the Mountain West and tied for 42nd in the North Central Region with a National Qualifying Score (NQS) of 9.790... Tied for fifth on bars with a 9.850 at the MW Championships (3/23)... Won the bars title with a career-high 9.900 at the Air Force Tri Meet with San José State (3/1)... Tied for fourth on bars with a 9.800 against Air Force (1/26)... Tied for eighth on bars with a 9.750 against Southern Utah (2/2)... Tied for ninth on bars with a 9.750 against San José State (2/16)... Earned Women’s Collegiate Gymnastics Association Scholastic All-America accolades and College Sports Communicators Academic All-District honors.

2023 (FRESHMAN CAMPAIGN): Competed on bars in all 10 meets, averaging 9.670 on the event... Tied for 17th on bars with a 9.775 at the Mountain Rim Gymnastics Conference Championships (3/31)... Tied for sixth on bars with a personal-best 9.850 against No. 21 Southern Utah (2/17)... Matched her career-best of 9.850 on bars in a home tri meet against Alaska and Nebraska (3/3), placing seventh on the event... Made her collegiate debut at the Rio Tinto Best of Utah Meet (1/13), where she tied for ninth on bars with a 9.825... Tied for eighth on bars with a 9.800 against BYU (1/27)... Placed fifth on bars with a 9.825 at Boise State (2/3)... Competed on floor for the first time in her career against Boise State (2/10), placing 11th with a 9.200... Debuted on vault at BYU (2/24) and placed 11th with a 9.525... Earned Women’s Collegiate Gymnastics Association Scholastic All-America accolades.

CLUB/HIGH SCHOOL: Trained at USA Youth Fitness Center in Arizona, since 2008, under the direction of Hollie Vise Naddour... Competed at the 2021 national championships and was an eight-time regional qualifier... Earned her club team’s Most Dedicated Award during the 2019-20 season, and garnered the Most Improved and Hardest Worker awards, as well... Graduated in 2022 from Perry High School in Gilbert, Arizona... A three-time Academic Excellence Award winner at Perry HS and 2021 voting delegate for Health Occupations Students of America... Was invited to join the National Honor Society... Also participated in the school’s Leadership, Experience, Opportunity club, which is a youth organization of Lions Clubs International.

PERSONAL: Daughter of Mark and January Bibbey... Full name is Avery Lynn Bibbey... Has a twin brother named Andon... Her cousin, Nate Bibbey, is a member of the Illinois Wesleyan University golf team... Majoring in kinesiology with an exercise science emphasis... Last name is pronounced Bib-ee.



CAREER HIGHS

VAULT 9.525	UNEVEN BARS 9.900	BALANCE BEAM ---	FLOOR EXERCISE 9.200	ALL-AROUND ---
-----------------------	-----------------------------	---------------------	--------------------------------	-------------------



MARLEY PETERSON

VAULT, BARS, FLOOR • JUNIOR
BOUNTIFUL, UTAH
WOODS CROSS HS
CLUB: USA GYMNASTICS



HONORS: Women’s Collegiate Gymnastics Association Scholastic All-American (2023).

2023 (SOPHOMORE CAMPAIGN): Competed in the first five meets of the season on floor and averaged 9.470 on the event... Tied for ninth on floor with a career-high-tying 9.800 at the Southern Utah Tri Meet with Arizona State (1/19)... Tied for fifth on floor with a 9.725 against Air Force (1/26).

2022 (FRESHMAN CAMPAIGN): Competed in the first four meets before missing the rest of the season due to injury... Tied for seventh on floor with a career-high 9.800 at No. 21 Southern Utah (1/20)... Also tied for seventh on floor with a career-high-tying 9.800 one week later against BYU (1/27)... Made her collegiate debut at the Rio Tinto Best of Utah Meet (1/13), where she placed 22nd on vault and tied for 19th on floor with a career-best score of 9.525 and 9.775, respectively... Earned Women’s Collegiate Gymnastics Association Scholastic All-America accolades.

CLUB/HIGH SCHOOL: Trained at USA Gymnastics in Woods Cross, Utah, for eight years under the direction of Johnny Jacobson... Placed first on vault, floor and in the all-around, second on bars and third on beam, at the USA Gymnastics World Invitational in January of 2022... Named the Gymnast of the Year for her club in 2019... Graduated in 2022 from Woods Cross (Utah) High School.

PERSONAL: Daughter of Scott and Jenn Peterson... Full name is Marley Jeanne Peterson... Has one brother... Majoring in integrated studies.



CAREER HIGHS

VAULT
9.525

UNEVEN BARS

BALANCE BEAM

FLOOR EXERCISE

9.800

ALL-AROUND





CHELSEA SOUTHAM
 VT, BB, FX • JUNIOR
 HEBER CITY, UTAH
 WASATCH HS
 ALL AMERICAN GYMNASTICS





HONORS: Women's Collegiate Gymnastics Association Scholastic All-American (2024).

2024 (SOPHOMORE CAMPAIGN): Competed in two meets on the season, specializing on vault... Recorded her season and career-high of 9.750 to tie for 13th at the Southern Utah Tri Meet with Arizona State (1/19)... Scored a 9.625 at the Best of Utah Meet (1/15)... Earned Women's Collegiate Gymnastics Association Scholastic All-America accolades.

2023 (FRESHMAN CAMPAIGN): Competed on vault in the final six meets of the season... Tied for 22nd on vault with a career-best score of 9.725 at a quad meet hosted by Cal (3/10)... Made her collegiate debut against Boise State (2/10), placing 12th on vault with a 9.175.

CLUB/HIGH SCHOOL: Trained at All American Gymnastics in Lindon, Utah, for 10 years, and Bold Gymnastics in Springville, Utah, for one year... Graduated in 2022 from Wasatch High School in Heber City, Utah.

PERSONAL: Daughter of Denny and Andrea Southam... Has three older brothers... Majoring in recreation administration.



CAREER HIGHS





SYDNEY JELEN

ALL-AROUND • SOPHOMORE
ALGONQUIN, ILLINOIS
DUNDEE-CROWN HS
CLUB: LEGACY ELITE




2024 (FRESHMAN CAMPAIGN): Competed in the final nine meets on the season, specializing on beam, and averaged 9.733 on the event... Ranked 19th in the Mountain West and 51st in the North Central Region with a National Qualifying Score (NQS) of 9.755... Tied for 20th on beam with a 9.775 at the MW Championships (3/23)... Tied for sixth on beam with a career high 9.850 at the Utah State Quad Meet (2/23)... Tied for ninth on beam with a 9.775 at the Air Force Tri Meet with San José State (3/1).


CLUB/HIGH SCHOOL: Trained at Legacy Elite in Aurora, Illinois, under the direction of Anna Li and Jiani Wu... A five-time national qualifier and was the national beam champion at the 2022 DP National Championships, as well as at the state championships... Was the national bar champion in 2018, as well as earning a pair of top-three finishes in 2021 and 2022... Also tied for first with current Utah State teammate Mya Witte on beam at the 2018 Hopes Classic... A two-time all-state Region 5 member... A 2023 graduate of Dundee-Crown High School in Carpentersville, Illinois.

PERSONAL: Daughter of Eric and Laura Jelen..... Majoring in kinesiology... Last name is pronounced Gel-en.





CAREER HIGHS





NYLA MORABITO
ALL-AROUND • SOPHOMORE
WELLAND, ONTARIO, CANADA
NOTRE DAME COLLEGE SCHOOL
CLUB: MANJAK'S GYMNASTICS

HONORS: Mountain West Vault Specialist of the Week (1/26/24); Mountain West Freshman of the Week (2/2/24); Women's Collegiate Gymnastics Association Scholastic All-American (2024).

SINGLE-SEASON RECORDS: Tied for 18th all-time in school history with a single-season vault average of 9.790, set in 2024.

2024 (FRESHMAN CAMPAIGN): Competed in all 12 meets on vault and 10 meets on floor... Tied for ninth in the Mountain West and tied for 32nd in the North Central Region on vault with a National Qualifying Score (NQS) of 9.805... Ranked 12th in the conference and 33rd in the region on floor with an NQS of 9.845... Had an average score of 9.790 on vault and 9.820 on floor... Her vault average is tied for the 18th-best in a single season in school history... Tied for third on floor with a 9.875 and tied for eighth on vault with a 9.775 at the MW Championships (3/23)... Named the MW Vault Specialist of the Week after winning her first-career event with a season-high 9.850 against Air Force (1/26)... Also tied for third on floor in that meet with a 9.750... Named the MW Freshman of the Week after winning the floor title with a career-high 9.925 and tying for second on vault with a season-high-tying 9.850 against Southern Utah (2/2)... Tied for third on floor with a 9.825 and tied for fourth on vault with a 9.800 against San José State (2/16)... Tied for sixth on vault with a 9.800 and tied for 10th on floor with a 9.850 at the Utah State Quad Meet (2/23)... Tied for fourth on vault with a 9.800 and tied for eighth with a 9.825 at the Air Force Tri Meet with San José State (3/1)... Tied for seventh on floor with a 9.850 at a tri meet hosted by No. 26 Boise State and with No. 17 Oregon State (3/17)... Earned Women's Collegiate Gymnastics Association Scholastic All-America accolades.

CLUB/HIGH SCHOOL: Trained at Manjak's Gymnastics in Mississauga, Ontario, Canada, under the direction of Kelly and Sue Manjak... Graduated from the Notre Dame College School in 2023... A 10-time Canadian Championships medalist and five-time qualifier... A 10-time Team Ontario Member for Elite Canada, Canada Games and the Canadian Championships... An eight-time Canadian National Elite High Performance Team Member... A two-time Provincial Champion in the all-around, a three-time Canada Games medalist, and a two-time City of Welland, Ontario, Athlete of the Year... Was the 2023 Canadian National Champion in the all-around, bars, floor and vault, while also claiming gold and silver medalist honors for Team Ontario... Was also the 2023 Ontario Qualifiers and Ontario Championships Provincial all-around champion... At the 2023 Canada Games, she helped Team Ontario to gold as she was a silver medalist on bars and bronze medalist on floor... Was the 2022 Canadian National Champion on bars, along with being a silver medalist in the all-around and on floor and placing fourth on vault as she helped Team Ontario to a bronze medal... Was the 2022 Ontario Qualifiers Champion in the all-around and finished 15th in the all-around at the Elite Canada Championships... Finished eighth in the all-around in 2020 at the International Gymnix Championships... At the 2018 Canadian National Championships, she won bronze on floor, placed fourth on vault and sixth in the all-around... Also placed second on floor and third on vault at the 2018 International Gymnix Elite Championships... Was an event finalist on beam as she placed sixth at the 2018 International Top Gymnastics Championships in Charleroi, Belgium... At the 2018 International Elite Championships in Mas-

silla, France, she was an event finalist on floor as she placed eighth and was 11th in in the all-around in the Open Division... Also placed 11th in the all-around at the 2018 Elite Canada Championships... At the 2017 Ontario Elite Championships, she won bronze on floor... At the 2017 International Gymnix Elite Championships, she placed seventh in the all-around and was seventh in the all-around at the 2017 Canadian National Championships... Also placed 14th in the all-around at the 2017 Elite Canada Championships.

PERSONAL: Daughter of Chauncey Morabito and Asia Yarema-Morabito... Has one brother, Brodie... Majoring in kinesiology... Last name is pronounced More-uh-bee-toe.



CAREER HIGHS


VAULT
9.850

UNEVEN BARS

BALANCE BEAM

FLOOR EXERCISE
9.925

ALL-AROUND



ISABELLA VATER

ALL-AROUND • SOPHOMORE
LAS VEGAS, NEVADA
FAITH LUTHERN HS
CLUB: BROWN'S GYMNASTICS



HONORS: Women's Collegiate Gymnastics Association Scholastic All-American (2024).


2024 (FRESHMAN CAMPAIGN): Competed in five meets on floor and two on beam... Averaged 9.600 on floor and 9.525 on beam... Tied for 10th on floor with a 9.750 against Southern Utah (2/2)... Scored a season-high 9.625 on vault at the Best of Utah Meet (1/15)... Earned Women's Collegiate Gymnastics Association Scholastic All-America accolades.


CLUB/HIGH SCHOOL: Trained at Browns Gymnastics under the direction of Kyle Khou and Jordan Cobbs... Placed fourth in state in the all-around, vault, bars, beam and floor in 2022, and second on both bars and floor at the Valley of the Sun Challenge... In 2021, she placed first on both bars and floor, and tied for first in the all-around... A two-time Western Nationals qualifier and earned club MVP honors on floor in 2021 and bars in 2022... Graduated from Faith Lutheran High School in Las Vegas, Nevada, in 2023.

PERSONAL: Daughter of Heidi Vater... Majoring in marketing... Last name is pronounced Vaught-er.




CAREER HIGHS





MYA WITTE
 ALL-AROUND • SOPHOMORE
 GREENACRES, FLORIDA
 FLORIDA VIRTUAL SCHOOL
 CLUB: GENIE'S GYMNASTICS

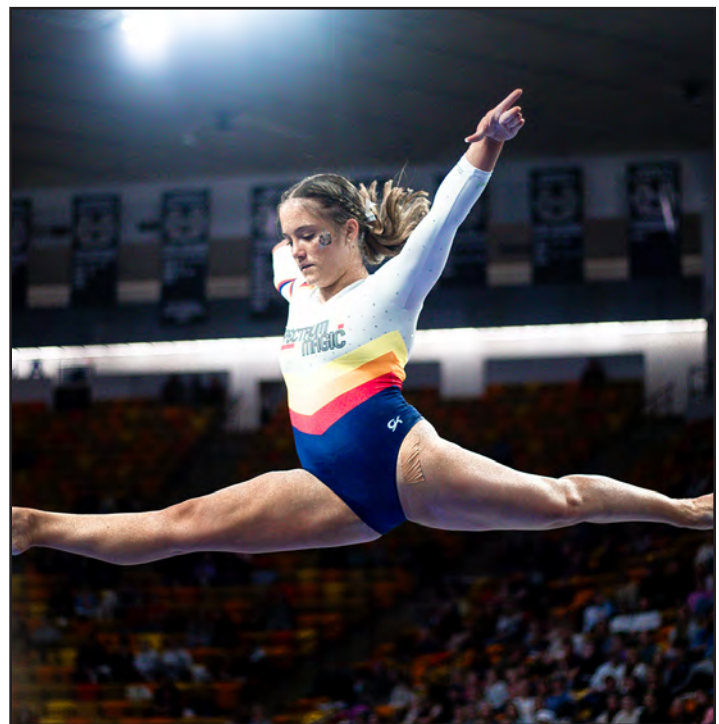



HONORS: Women's Collegiate Gymnastics Association Scholastic All-American (2024).

2024 (FRESHMAN CAMPAIGN): Competed in four meets, specializing on beam, and averaged 9.644 on the event... Tied for second on beam with a season-high 9.825 against Air Force (1/26)... Earned Women's Collegiate Gymnastics Association Scholastic All-America accolades.

CLUB/HIGH SCHOOL: Trained at Genie's Gymnastics in Lake Worth, Florida, for 15 years under the direction of Jana Bieger... A two-time qualifier for the Junior Olympic National Championships... Competed at the 2022 Women's Development Program National Championships, where she tied for sixth on beam... Was the 2022 Florida beam state champion and placed first on beam at the 2019 American Classic... Also captured first place in the all-around and tied on beam at the 2018 Hopes Classic with current Utah State teammate Sydney Jelen... A 2023 graduate from the Florida Virtual School.

PERSONAL: Daughter of Michael and Erica Witte... Majoring in journalism and communications... Name is pronounced My-uh Wit-ee.



CAREER HIGHS

VAULT

UNEVEN BARS

BALANCE BEAM
9.825

FLOOR EXERCISE

ALL-AROUND



HATTIE WRIGHT

ALL-AROUND • SOPHOMORE
EDMOND, OKLAHOMA
EPIC CHARTER SCHOOLS
CLUB: DYNAMO GYMNASTICS



HONORS: Women's Collegiate Gymnastics Association Scholastic All-American (2024).


2024 (FRESHMAN CAMPAIGN): Did not compete during the season... Earned Women's Collegiate Gymnastics Association Scholastic All-America accolades.

CLUB/HIGH SCHOOL: Trained at Dynamo Gymnastics in Oklahoma City, Oklahoma... Tied for 19th in the all-around, tied for 22nd on vault, tied for 21st on bars, tied for 29th on beam and tied for 34th on floor at the 2023 USA Gymnastics Development Program National Championships... Finished in the upper third of the 676 gymnasts that competed at the national championships... Was the top gymnast in the level 10 Senior A Division as she placed first in the all-around and bars, second on both vault and floor, and fourth on beam at the 2023 Oklahoma Optional State Championships... Salutatorian of the 2023 Epic Charter Schools (Oklahoma City, Oklahoma) graduating class... Earned academic all-state honors, was a member of the National Honor Society and made the Superintendent's Honor Roll.

PERSONAL: Daughter of Stephen and Leslie Wright... Majoring in kinesiology... First name is pronounced Hat-ee.



CAREER HIGHS





KAYLIE MEDRANO
 ALL-AROUND • FRESHMAN
 BUCKEYE, ARIZONA
 VERRADO HIGH SCHOOL
 CLUB: FLAMES GYMNASTICS



CLUB/HIGH SCHOOL: Trained at Flames Gymnastics under the direction of Codee Lee... Three-time vault state champion... Two-time national qualifier, placing seventh in the all around in 2023 and 2024... Was named her club's Gymnast of the Year in 2023 and Most Improved gymnast accolade (level 10) in 2022... Graduated from Verrado High School in Buckeye, Arizona, in 2023.

PERSONAL: Daughter of Joel and Mitas Medrano... Full name is Kaylie Alyssa Medrano...Has two brothers, Andrew and Ryan... Majoring in public health... Last name is pronounced Med-RON-O.



**CAREER
HIGHS**


VAULT

UNEVEN BARS

BALANCE BEAM

FLOOR EXERCISE

ALL-AROUND



OLIVIA ORENGO

ALL-AROUND • FRESHMAN
ROGERS, MINNESOTA
ROGERS HIGH SCHOOL
CLUB: TWIN CITY TWISTERS



CLUB/HIGH SCHOOL: Trained at Twin City Twisters Gymnastics under the direction of Steve Hafeman... Placed first on bars, floor, and in the all around, second on beam, and third on vault in the 2023 Region 4 Championships... A four-time national qualifier... Graduated from Rogers High School in Rogers, Minnesota, in 2023.

PERSONAL: Daughter of Apollo and Kim Orengo... Full name is Olivia Josephine Orengo...Has two siblings, Jack and Ella... Majoring in journalism and communications ... Last name is pronounced O-rang-O.



CAREER HIGHS

VAULT

UNEVEN BARS

BALANCE BEAM

FLOOR EXERCISE

ALL-AROUND





LUNDYN VANDERTOOLEN

ALL-AROUND • FRESHMAN
COTTONWOOD HEIGHTS, UTAH
BRIGHTON HIGH SCHOOL
CLUB: OLYMPUS GYMNASTICS




CLUB/HIGH SCHOOL: Trained at Olympus Gymnastics under the direction of Ryan Kirkham and Jessica McDonough... Level 10 state champion in 2018 and 2019... Hope's national champion in 2018... State bar champion in 2021 and placed second in the all-around... Region One bar champion and placed second in the all-around in 2021... Four-time national qualifier, placing fourth on bars in 2023 and eighth in the all-around in 2024... Nastia Liukin Cup qualifier in 2024... Graduated from Brighton High School in Cottonwoods Heights, Utah, in 2024.

PERSONAL: Daughter of Gary and Julie VanderToolen... Full name is Lundy Hanna VanderToolen... Has three siblings, Morgan Jackson, Mikalyn Godrich, and Annaje VanderToolen... Majoring in kinesiology.



CAREER HIGHS






KRISTIN WHITE
 ▶ HEAD COACH
 ▶ THIRD SEASON AT UTAH STATE
 ▶ OKLAHOMA, 2010



Kristin White, who was named the head gymnastics coach at Utah State on May 20, 2022, is in her third season with the Aggies.

During the 2024 campaign, White led Utah State to a second-place finish at the inaugural Mountain West Championships, which was held in Logan, Utah, with a season-high 196.500, which is tied for the fifth-highest home score in school history and the best score overall under White. It was also the second-highest score in a conference championship meet in school history. Highlighting USU's performance at the conference championship was senior Brianna Brooks winning the bars title with a season-high-tying 9.900 and placing second in the all-around with a 39.300.

Utah State also scored 196.275 at home against Southern Utah and against Boise State, Iowa State and Texas Woman's in a quad meet as both of those are tied for the 10th-best home score in program history.

Brooks concluded the 2024 season for Utah State by competing at the NCAA Regional Championships in Berkeley, California, where she tied for first on bars with a season-high-tying 9.900, which is tied for the third-best bars score at an NCAA Regional meet in school history. Brooks, who was named the North Central Region Gymnast of the Year for the second-straight season, also earned second-team all-Mountain West honors in the all-around and on bars.

Two more Aggies earned all-Mountain West honors during the 2024 season as graduate senior Alivia Ostendorf was named to the first team on vault and senior Lexi Aragon was named to the second team on beam. USU also had five Aggies combine to win eight MW Specialist of the Week honors during the year.

During the 2024 campaign, Ostendorf posted career highs of 9.925 on vault and floor, which is tied for the fourth-best scores in school history on those events, while Aragon scored a career-high 9.925 on beam, which is tied for the ninth-best score on that event in school history.

Overall, Ostendorf averaged 9.846 on floor and 9.792 on vault to rank 10th and 17th all-time in school history for a single season, while Brooks averaged a 9.852 on bars to rank fourth and Aragon averaged a 9.782 on beam to rank 15th.

As a team, Utah State averaged a 48.929 on bars during the 2024 season, which ranks third all-time in school history and a 48.696 on beam, which is the ninth-best single-season average in program history.

During her first season at the helm, White coached Brooks, who was named the North Central Region Gymnast of the Year, as she garnered first-team all-Mountain Rim Gymnastics Conference accolades in the all-around and second-team honors on bars.

Under White's tutelage, two Aggies competed at the NCAA Regional Championships in Pittsburgh, Pennsylvania. Brooks competed on bars and tied for third in Session I with a career-best 9.925, which is tied for 11th all-time in school history and ranks second all-time for a regional meet. Sofi Sullivan capped her Utah State career by placing seventh out of 27 competitors with a 9.875 on beam.

Three other Aggies joined Brooks in earning all-MRGC honors as Sullivan garnered first-team accolades on beam, while Ostendorf and Ariel Toomey picked up first-team honors on floor.

Behind Ostendorf and Toomey, who each averaged 9.863 on floor, which is tied for sixth all-time in single-season program history, Utah State averaged 49.003 as a team on the event, good enough for seventh-best in school history.

Brooks averaged 9.855 on bars (third-best in school history) and 9.820 on beam (ninth-best), while Sullivan averaged 9.861 on beam (fourth-best), Ostendorf averaged 9.808 on vault (tied for ninth-best) and Grace Rojas averaged 9.786 on bars (tied for 11th-best).

Utah State placed fourth at the 2023 MRGC Championships with a score of 195.825 – its third-highest score of the season.

White joined the Aggies after spending the last two seasons as an assistant coach under co-head coaches Jay and Jess Santos at Arizona State as the Sun Devils finished the 2022 season ranked No. 22 in the nation and captured a share of the Pac-12 regular season title. ASU finished the 2021 season ranked No. 9 in the nation as White was named the WCGA Regional Assistant Coach of the Year.

With White working with gymnasts on beam and floor, Arizona State finished the 2022 season scoring 49-plus in nine-straight meets on beam as junior Hannah Scharf led the Sun Devils with a team-best 9.950 on the event and earned WCGA second-team All-American honors and first-team all-Pac-12 accolades.

Prior to Arizona State, White was an assistant coach at Iowa State during the 2018-20 seasons as the Cyclones finished among the top-25 teams in the nation each year. During her final season in Ames, White mentored a floor lineup that finished the year ranked No. 16 in the nation, an improvement of 23 spots from the season before. Individually, junior Andrea Maldonado was named a 2020 WCGA first-team All-American on floor, as well as earning first-team all-Big 12 honors on the event as her 9.935 national qualifying score ranked seventh in the nation and second in the league.

Before entering the college ranks as a coach, White spent five years at the club level, where she mentored club gymnasts with Dynamo Gymnastics in Oklahoma City, Oklahoma. Dynamo, one of the top clubs in the nation, was awarded a pair of Region III Program of the Year honors in 2015 and 2016, as White was recognized individually as the 2016 Oklahoma State Coach of the Year.

A 2010 graduate at Oklahoma, White remained at her alma mater as a graduate assistant during the 2011 and 2012 seasons as the Sooners finished among the top 10 each year. At OU, White completed a master's degree in adult and higher education.

As a student-athlete at Oklahoma, White helped lead the Sooners to a trio of Big 12 team championships from 2008-10, and a runner-up finish at the 2010 NCAA National Championships. Individually, White was recognized with All-American honors on beam and floor as a senior in 2010. In addition to her excellence in the gym, White also earned three Outstanding Community Service Awards and spent three years as a member of Oklahoma's Student Athlete Advisory Committee and two years on OU's Athletics Council.

White and her husband, Trent, have three children: a son, Brayden (3), and twins, Blakely (1) and Boston (1).

▶ ABOUT COACH WHITE
Third Year at Utah State

▶ COACHING HISTORY

2022-Present: Utah State

Head Coach

2020-22: Arizona State

Assistant Coach

2018-20: Iowa State


Assistant Coach

2013-17: Dynamo Gymnastics (Oklahoma City, Oklahoma)

Coach & Choreographer

2010-12: Oklahoma

Graduate Assistant



▶ COLLEGIATE HONORS OKLAHOMA

⇒ Beam All-American (2010).

⇒ Floor All-American (2010).

⇒ Helped OU to a trio of Big 12 team championships from 2008-10, and a runner-up finish at the 2010 NCAA National Championships.



▶ COLLEGE EDUCATION

Oklahoma

⇒ 2010, Human Relations

⇒ 2012, Masters in Adult and Higher Education





ROBERT LADANYI

▶ ASSISTANT COACH
▶ THIRD SEASON AT UTAH STATE
▶ ROMANIAN NATIONAL SCHOOL OF COACHING




Robert Ladanyi (pronounced la-duh-nee) is in his third season as an assistant coach at Utah State. He is the primary coach on bars, while also spotting.

Following the 2024 season, Ladanyi was named the North Central Region Assistant Coach of the Year, along with his colleagues Rachel Slocum and Daniel Barclay.

During the 2024 campaign, Ladanyi helped Utah State to a second-place finish at the inaugural Mountain West Championships with a season-high 196.500, which is tied for the fifth-highest home score in school history. It was also the second-highest score in a conference championship meet in school history. Highlighting USU's performance at the conference championship was senior Brianna Brooks winning the bars title with a season-high-tying 9.900 and placing second in the all-around with a 39.300.

Utah State also scored 196.275 at home against Southern Utah and against Boise State, Iowa State and Texas Woman's in a quad meet as both of those are tied for the 10th-best home score in program history.

Brooks concluded the season for USU by competing at the NCAA Regional Championships in Berkeley, California, where she tied for first on bars with a season-high-tying 9.900, which is tied for the third-best score at an NCAA Regional meet in school history. Brooks, who was named the North Central Region Gymnast of the Year for the second-straight season, also earned second-team all-Mountain West honors in the all-around and on bars.

As a team, Utah State averaged a 48.929 on bars during the 2024 season, which ranks third all-time in school history. Brooks led USU on the event with an average score of 9.852, which ranks fourth all-time in school history for a single season.

During his first season at the helm, Ladanyi coached Brooks, who was named the North Central Region Gymnast of the Year, as she garnered first-team all-Mountain Rim Gymnastics Conference accolades in the all-around and second-team honors on bars.

Brooks competed on bars and tied for third in Session I of the NCAA Regional Championships in Pittsburgh, Pennsylvania, with a career-best 9.925, which is tied for 11th all-time in school history and ranks second all-time for a regional meet.

Brooks averaged 9.855 on bars, which ranks third all-time in school history. Ladanyi also coached Grace Rojas, who averaged 9.786 on bars, which is tied for 11th all-time, in her final season of the Aggies.

Ladanyi arrived in Logan after spending the previous three seasons as an assistant coach at Nebraska, working primarily with the vault and floor specialists.

The COVID-19-shortened 2020 campaign highlighted Ladanyi's time in Lincoln, Nebraska, as the Huskers ranked eighth on vault and 12th on floor. He played a major role in Taylor Houchin earning All-America honors on vault, while she was the WCGA Region 4 Gymnast of the Year and a finalist for the AAI Award.

Prior to Nebraska, Ladanyi was an assistant coach for two seasons at Utah, where he coached one individual NCAA champion (vault) and four Pac-12 champs (two on vault, two on floor).

The Utes placed fifth at the 2018 NCAA National Championships as MyKayla Skinner became Utah's first individual national champion on vault since 1992. Skinner became Ladanyi's fourth NCAA individual champ overall.

In 2019, the Red Rocks ranked second in the nation on vault (49.465) and produced two first-team vault All-Americans in Skinner and MaKenna Merrell-Giles.

Ladanyi spent two seasons as an assistant at Denver in 2016 and 2017. He primarily coached vault and floor, helping the Pioneers to their first team qualification for the NCAA National Championships in 2017 and coached the first NCAA individual national champion on floor in Denver's history (Nine McGee, 2016).

Ladanyi spent a decade as an assistant at Florida coaching vault, bars and floor for the Gators. While at Florida, he helped the Gators reach the NCAA National Championships all 10 years he was on the staff, winning three national titles and coaching two individual national champions on bars. Throughout his tenure in Gainesville, Ladanyi coached 43 All-Americans on vault, bars and floor.

Before coming to the United States, Ladanyi was the head coach of the Romanian Junior National Team and the Romanian club team CSM. He also competed with the Romanian National Team for six years before retiring from competition at the age of 19 due to injury.

Ladanyi graduated from the Romanian National School of Coaching with a degree in International High Level Gymnastics. He has two daughters, Gabby and Laila.

▶ ABOUT COACH LADANYI

Third Year at Utah State

▶ COACHING HISTORY

- ▶ 2022-Present: Utah State Assistant Coach
- ▶ 2019-22: Nebraska Assistant Coach
- ▶ 2017-19: Utah Assistant Coach
- ▶ 2015-17: Denver Assistant Coach
- ▶ 2006-15: Florida Assistant Coach
- ▶ 2002-05: Mihaiuc Gymnastics Academy

- ▶ Assistant Coach
- ▶ 1997-2001: S.G. Amsicora (Cagliari, Italy) Head Coach
- ▶ 1994-97: Romanian Junior National Team Head Coach
- ▶ 1992-97: CSM (Baia Mare, Romania) Head Coach

▶ EDUCATION

- ⇒ Romanian National School of Coaching
- ⇒ Degree in International High Level Gymnastics





RACHEL SLOCUM

▶ ASSISTANT COACH
▶ SECOND SEASON AT UTAH STATE
▶ FLORIDA, 2018



Rachel Slocum is in her third season as an assistant coach at Utah State. She is the primary coach on vault and also assists head coach Kristin White on floor.

Following the 2024 season, Slocum was named the North Central Region Assistant Coach of the Year, along with her colleagues Robert Ladanyi and Daniel Barclay.

During the 2024 campaign, Slocum helped Utah State to a second-place finish at the inaugural Mountain West Championships with a season-high 196.500, which is tied for the fifth-highest home score in school history. It was also the second-highest score in a conference championship meet in school history. Highlighting USU's performance as the conference championship was senior Brianna Brooks winning the bars title with a season-high-tying 9.900 and placing second in the all-around with a 39.300.

Utah State also scored 196.275 at home against Southern Utah and against Boise State, Iowa State and Texas Woman's in a quad meet as both of those are tied for the 10th-best home score in program history.

In 2024, Slocum coached graduate senior Alivia Ostendorf to first-team all-Mountain West honors on vault as she finished the season with an average score of 9.792, which ranks 17th all-time in school history for a single season. Ostendorf also scored a career-high 9.925 on vault in a tri meet at Boise State and with Oregon State, which is tied for the fourth-best score on the event in program history.

Slocum also helped Brooks earn North Central Region Gymnast of the Year honors for the second straight season and second-team all-Mountain West honors on both bars and in the all-around.

During her first season at the helm, Slocum coached Brooks, who was named the North Central Region Gymnast of the Year, as she garnered first-team all-Mountain Rim Gymnastics Conference accolades in the all-around.

Slocum also coached Ostendorf, who averaged 9.808 on vault, which is tied for ninth all-time in school history. Ostendorf, along with Ariel Toomey, also averaged 9.863 on floor, which is tied for sixth all-time in program history, Utah State averaged 49.003 as a team on the event, good enough for seventh-best in school history.

Slocum joined the Aggies after spending the previous two seasons as a volunteer assistant coach at Arizona State, where she worked with White, who was an assistant coach with the Sun Devils before becoming just the fifth head coach in Utah State history.

Slocum helped the Sun Devils finish ranked No. 22 in the nation and qualify for the 2022 NCAA Regional Championships in Norman, Oklahoma. The team scored a 196-plus in all but one meet, including three 197s. Arizona State recorded five conference wins to tie for the Pac-12 regular-season title – the first in program history. It was also the most conference wins in a single season in 2001.

In her first season at ASU, Slocum helped guide the Sun Devils to their most successful season in 15 years in 2021, wrapping up the year ranked No. 9 on Road to Nationals, the best finish since 2006. The team ended the season with an National Qualifying Score of 197.088.

Slocum was a four-time All-American at Florida, competing from 2017-18 and graduating cum laude with a degree in health education and behavior.

While with the Gators, Slocum primarily competed on vault and floor, earning All-America second-team honors on vault at both the 2017 and 2018 NCAA Championships. On vault, she also earned NACGC All-America first-team regular-season recognition in 2017 and made the second team in 2018.

In both of her seasons at Florida, Slocum was an all-SEC gymnast, and in 2018 she also made the SEC Community Service Team. She won NCAA regional titles on floor (shared) and vault in 2018, as well as a share of the vault title in 2017.

Prior to Florida, Slocum spent the 2015 and 2016 seasons at Eastern Michigan, earning MAC Specialist of the Year honors as a sophomore. That season, she made the all-MAC and all-Tournament teams, and qualified for the NCAA Championships as an individual on floor after earning the regional title, the second Eagle in program history to do so.

The native of Holly Springs, North Carolina, also shined in the classroom as she made the 2018 SEC Academic Honor Roll, the 2017 SEC First-Year Academic Honor Roll and was an NACGC Scholastic Academic All-American in 2015 and 2018. At Eastern Michigan, she earned academic All-MAC and Distinguished Scholar Student-Athlete honors, as well as earning two MAC Scholar-Athlete of the Week nods.

▶ ABOUT COACH SLOCUM

Third Year at Utah State

▶ COACHING HISTORY

2022-Present: Utah State

Assistant Coach

2020-22: Arizona State

Volunteer Assistant Coach

▶ COLLEGIATE HONORS

FLORIDA

⇒ Vault All-American (2017 & 2018).

⇒ NACGC All-America First-Team Regular-Season Honors (2017 & 2018).

⇒ All-SEC (2017 & 2018).

⇒ Made the SEC Community Service Team and won NCAA regional titles on floor (shared) and vault in 2018, as well as a share of the vault title in 2017.

EASTERN MICHIGAN

⇒ MAC Specialist of the Year (2016).

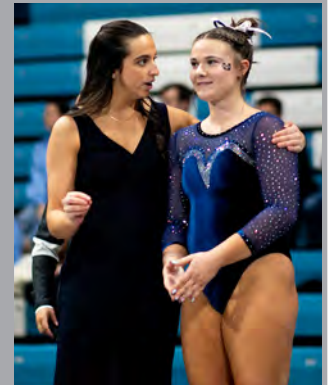
⇒ Qualified as an individual on floor for the 2016 NCAA Championships after earning the regional title, the second Eagle in program history to do so.

▶ COLLEGE EDUCATION

Florida

⇒ 2018, Health Education and Behavior

⇒ 2020, Masters in Sport Management



2024 TEAM RESULTS (8-18 Overall, 2-4 MW)

DATE	MEET	VAULT	BARS	BEAM	FLOOR	TOTAL	RESULT
1/5	QUAD MEET AT NORTH CAROLINA						
	Utah State	48.525	48.150	48.650	47.850	193.175	4th
	Ball State	49.150	48.825	47.925	49.025	194.925	L, 1st
	North Carolina	49.150	48.875	48.075	47.625	193.725	L, 2nd
	Rutgers	48.850	47.925	48.375	48.250	193.400	L, 3rd
1/15	RIO TINTO BEST OF UTAH MEET						
	Utah State	48.600	49.075	48.250	47.675	193.600	4th
	#5 Utah	49.075	49.500	49.550	49.600	197.725	L, 1st
	#26 BYU	48.775	48.950	48.975	49.075	195.775	L, 2nd
	#25 Southern Utah	48.775	49.350	47.650	48.225	194.000	L, 3rd
1/19	TRI MEET AT SOUTHERN UTAH						
	Utah State	48.900	48.775	48.750	48.950	195.375	2nd
	#24 Arizona State	49.475	49.100	48.325	49.300	196.200	L, 1st
	#36 Southern Utah	49.000	48.550	48.625	48.900	195.075	W, 3rd
1/26	DUAL MEET AT UTAH STATE						
	Utah State	48.950	49.000	48.600	48.400	194.950	W, 1st
2/2	DUAL MEET AT UTAH STATE						
	Utah State	48.950	49.125	49.025	49.175	196.275	L, 2nd
2/9	QUAD MEET AT OKLAHOMA						
	Utah State	48.800	48.525	48.450	49.225	195.000	3rd
2/16	DUAL MEET AT UTAH STATE						
	Utah State	48.850	49.025	48.900	49.150	195.925	W, 1st
2/23	QUAD MEET AT UTAH STATE						
	Utah State	48.825	49.000	49.100	49.350	196.275	2nd
3/1	TRI MEET AT AIR FORCE						
	Utah State	48.775	49.300	48.225	49.000	195.300	3rd
3/15	TRI MEET AT UTAH						
	Utah State	48.900	48.900	48.350	49.075	195.300	3rd
3/17	TRI MEET AT BOISE STATE						
	Utah State	48.900	49.075	48.775	49.200	195.950	3rd
3/23	MOUNTAIN WEST CHAMPIONSHIPS AT UTAH STATE						
	Utah State	48.750	49.200	49.275	49.275	196.500	2nd
SEASON HIGH	Utah State						
	Utah State	48.950	49.1200	49.275	49.350	196.500	
	Opponent	49.550	49.625	49.600	49.750	198.450	

2024 INDIVIDUAL TITLES

Alivia Ostendorf (4)		
EVENT	SCORE	MEET
VT	9.825	San José State, 2/16
FL	9.875	San José State, 2/16
VT	9.850	Air Force Tri, 3/1
VT	9.925	Boise State Tri, 3/17
Lexi Aragon (2)		
EVENT	SCORE	MEET
BB	9.850	UNC Quad, 1/5
BB	9.850	San José State, 2/16
Brianna Brooks (2)		
EVENT	SCORE	MEET
AA	39.325	Boise State Tri, 3/17
UB	9.900	MW Championships, 3/23
Nyla Morabito (2)		
EVENT	SCORE	MEET
VT	9.850	Air Force, 1/26
FL	9.925	Southern Utah, 2/2
Avery Bibbey (1)		
EVENT	SCORE	MEET
UB	9.900	Air Force Tri, 3/1
Juliette Boyer (1)		
EVENT	SCORE	MEET
UB	9.850	Air Force, 1/26
Dani Kirstine (1)		
EVENT	SCORE	MEET
UB	9.850	San José State, 2/16

2024 TOP 3 INDIVIDUAL EVENT FINISH TOTALS BY GYMNAST

GYMNAST	VT	UB	BB	FX	AA	TOTAL
Aragon	--	2	4	--	--	6
Bibbey	--	1	--	--	--	1
Brooks	1	6	2	--	2	11
Boyer	--	6	--	--	--	6
Evans	--	--	--	3	--	3
Gatzlaff	1	--	--	--	--	1
Kirstine	--	2	--	--	--	2
Morabito	2	--	--	4	--	6
Ostendorf	4	--	--	3	--	7
Stuart	--	--	--	1	--	1
Witte	--	--	1	--	--	1
TOTAL	8	17	7	11	2	45





2024 AGGIE LINEUPS

Vault

Table with columns: DATE, OPPONENT, 1, 2, 3, 4, 5, 6. Rows include matches at UNC Quad, Best of Utah, SUU/ASU, Air Force, Southern Utah, Oklahoma Quad, SAN JOSE STATE, UTAH STATE QUAD, AFA/SJSU, Utah/Stanford, BSU/OSU, and MW Champs.

Bars

Table with columns: DATE, OPPONENT, 1, 2, 3, 4, 5, 6. Rows include matches at UNC Quad, Best of Utah, SUU/ASU, Air Force, Southern Utah, Oklahoma Quad, SAN JOSE STATE, UTAH STATE QUAD, AFA/SJSU, Utah/Stanford, BSU/OSU, and MW Champs.

Beam

Table with columns: DATE, OPPONENT, 1, 2, 3, 4, 5, 6. Rows include matches at UNC Quad, Best of Utah, SUU/ASU, Air Force, Southern Utah, Oklahoma Quad, SAN JOSE STATE, UTAH STATE QUAD, AFA/SJSU, Utah/Stanford, BSU/OSU, and MW Champs.

Floor

Table with columns: DATE, OPPONENT, 1, 2, 3, 4, 5, 6. Rows include matches at UNC Quad, Best of Utah, SUU/ASU, Air Force, Southern Utah, Oklahoma Quad, SAN JOSE STATE, UTAH STATE QUAD, AFA/SJSU, Utah/Stanford, BSU/OSU, and MW Champs.

NATIONAL RANKINGS

ROAD TO NATIONALS - FINAL

Table with columns: RANK, TEAM, NQS, HIGH. Lists 36 teams including LSU, California, Utah, Florida, Stanford, Oklahoma, Arkansas, Alabama, Kentucky, Denver, Missouri, Minnesota, Ohio State, Michigan State, Penn State, Arizona State, UCLA, Georgia, Michigan, Auburn, Oregon State, Illinois, Washington, Nebraska, BYU, Maryland, Southern Utah, NC State, Iowa State, Kent State, Arizona, Towson, Boise State, Ball State, Clemson, and San José State.

MOUNTAIN WEST STANDINGS

Table with columns: TEAM, MW, OVERALL. Shows standings for Boise State (5-0, 20-5-1), San José State (4-3, 15-10), Utah State (2-4, 8-18), and Air Force (1-5, 4-18).



UTAH STATE



**2024 GYMNAST SUPERLATIVES
(Top 10)**

Score Gymnast Meet

VAULT

- 9.925 ... Alivia Ostendorf... Boise St. Tri (3/17)
- 9.850 ... Brianna Brooks... Utah Tri (3/15)
9.850 ... Alivia Ostendorf... Utah Tri (3/15)
9.850 ... Alivia Ostendorf... AFA Tri (3/1)
9.850 ... Brianna Brooks... USU Quad (2/23)
9.850 ... Nyla Morabito... SUU (2/2)
9.850 ... Nyla Morabito... AFA (1/26)
9.850 ... Alivia Ostendorf... SUU Tri (1/19)
- 9.825 ... Alivia Ostendorf... SJSU (2/16)
9.825 ... Alivia Ostendorf... OU Quad (2/9)
9.825 ... Brianna Brooks... AFA (1/26)
9.825 ... Alivia Ostendorf... SUU (2/2)
9.825 ... Payton Gatzlaff... AFA (1/26)

BARS

- 9.900 ... Brianna Brooks... NCAA Reg. (4/5)
9.900 ... Brianna Brooks... MW Champ. (3/23)
9.900 ... Brianna Brooks... Boise St. Tri (3/17)
9.900 ... Juliette Boyer... Utah Tri (3/15)
9.900 ... Avery Bibbey... AFA Tri (3/1)
9.900 ... Brianna Brooks... SUU (2/2)
9.900 ... Dani Kirstine... SUU (2/2)
- 9.875 ... Juliette Boyer... MW Champ. (3/23)
9.875 ... Juliette Boyer... AFA Tri (3/1)
9.875 ... Juliette Boyer... USU Quad (2/23)
9.875 ... Brianna Brooks... USU Quad (2/23)
9.875 ... Brianna Brooks... Best of Utah (1/15)

BEAM

- 9.925 ... Lexi Aragon... SUU (2/2)
- 9.900 ... Brianna Brooks... SUU (2/2)
- 9.875 ... Brianna Brooks... MW Champ. (3/23)
9.875 ... Dani Kirstine... SUU (2/2)
- 9.850 ... Jenna Eagles... MW Champ. (3/23)
9.850 ... Dani Kirstine... MW Champ. (3/23)
9.850 ... Lexi Aragon... Boise St. Tri (3/17)
9.850 ... Brianna Brooks... Boise St. Tri (3/17)
9.850 ... Lexi Aragon... AFA Tri (3/1)
9.850 ... Sydney Jelen... USU Quad (2/23)
9.850 ... Lexi Aragon... SJSU (2/16)
9.850 ... Lexi Aragon... UNC Quad (1/5)

FLOOR

- 9.925 ... Alivia Ostendorf... USU Quad (2/23)
9.925 ... Nyla Morabito... SUU (2/2)
- 9.900 ... Alivia Ostendorf... USU Quad (2/23)
9.900 ... Angel Stuart... USU Quad (2/23)
- 9.875 ... Amari Evans... MW Champ. (3/23)
9.875 ... Nyla Morabito... MW Champ. (3/23)
9.875 ... Alivia Ostendorf... Boise St. Tri (3/17)
9.875 ... Alivia Ostendorf... SJSU (2/16)
9.875 ... Alivia Ostendorf... OU Quad (2/9)
9.875 ... Angel Stuart... OU Quad (2/9)
9.875 ... Alivia Ostendorf... SUU (2/2)

ALL-AROUND

- 39.325 .. Brianna Brooks... Boise St. Tri (3/17)
- 39.300 .. Brianna Brooks... MW Champ. (3/23)
- 39.225 .. Brianna Brooks... USU Quad (2/23)
- 39.150 .. Brianna Brooks... Oklahoma Quad (2/9)
- 39.100 .. Brianna Brooks... Utah Tri (3/15)
- 38.875 .. Brianna Brooks... Best of Utah (1/15)
- 38.700 .. Brianna Brooks... AFA Tri (3/1)
- 38.575 .. Brianna Brooks... UNC Quad (1/5)

**2024 TEAM SUPERLATIVES
(Top 3)**

TEAM TOTAL

- 196.500 MW Champ. (3/23)
- 196.275 USU Quad (2/23)
- 196.275 Southern Utah (2/2)
- 195.950 Boise State Tri (3/17)

VAULT

- 48.950 Southern Utah (2/2)
- 48.950 Air Force (1/26)
- 48.900 Boise State Tri (3/17)
- 48.900 Utah Tri (3/15)
- 48.900 Southern Utah Tri (1/19)

BARS

- 49.300 at Air Force Tri (3/1)
- 49.200 MW Champ. (3/23)
- 49.125 Southern Utah (2/2)

BEAM

- 49.275 MW Champ. (3/23)
- 49.100 USU Quad (2/23)
- 49.025 Southern Utah (2/2)

FLOOR

- 49.350 USU Quad (2/23)
- 49.275 MW Champ. (3/23)
- 49.225 Oklahoma Quad (2/9)

**PROGRAM BESTS (TEAM)
(Top 5)**

TEAM TOTAL

- 197.225 at Texas Woman's (3/1/97)
- 197.025 at MRGCs (3/19/22)
- 196.825 at NCAA Regionals (3/31/22)
- 196.800 at Southern Utah (2/11/22)
196.800 at Boise State Tri Meet (2/21/20)

VAULT

- 49.325 at Texas Woman's (3/1/97)
- 49.275 at UC Davis (1/26/14)
- 49.250 at Southern Utah (2/11/22)
- 49.225 at Denver/Southern Utah (3/7/21)
49.225 BYU (3/13/15)

BARS

- 49.425 Utah (2/7/03)
- 49.375 at MRGC Championships (3/19/22)
- 49.350 San José State (2/10/12)
- 49.325 North Carolina State (3/14/03)
49.325 BYU (2/21/03)
49.325 at Texas Woman's (3/1/97)

BEAM

- 49.575 at Boise State Tri Meet (2/21/20)
- 49.500 at Arizona Quad (1/22/22)
- 49.475 Southern Utah/Ball State (2/4/22)
49.475 Utah/Boise State (2/26/99)
- 49.400 at Denver/Southern Utah (3/7/21)

FLOOR

- 49.550 Denver (3/15/04)
- 49.500 at Boise State (2/18/22)
49.500 Ohio State (2/28/03)
- 49.475 BYU (3/12/04)
49.475 Missouri/Boise State (2/20/04)

PROGRAM BESTS (INDIVIDUAL)

VAULT

- 9.950.....3x, last Jessica Parenti-Otte (3/7/05)
- 9.925..... 5x, last Alivia Ostendorf (3/17/24)**
- 9.900.....24x, last Rebecca Wells (2/11/22)

BARS

- 9.9752x, last Christy Denson (3/18/00)
- 9.950..... 8x, last Maia Fishwick (3/19/22)
- 9.925..... 17x, last Brianna Brooks (3/31/23)**

BEAM

- 9.975 Sofi Sullivan (1/25/20)
- 9.950 5x, last Sofi Sullivan (2/4/22)
- 9.925..... 22x, last Lexi Aragon (2/2/24)**

FLOOR

- 9.975 2x, last Madi Ward-Sessions (3/8/19)
- 9.950..... 17x, last Brie Clark (3/19/22)
- 9.925..... 35x, last Alivia Ostendorf (2/23/24)**

ALL-AROUND

- 39.550 Christy Denson (2/26/99)
- 39.525..... 3x, last M. Ward-Sessions (2/17/19)
- 39.500..... Meagan Lewis (1/24/03)

Boldface indicates current gymnasts/team



2024 MOUNTAIN WEST INDIVIDUAL EVENT LEADERS

All-Around

Table with 2 columns: Gymnast, NQS. Lists top 5 performers: Maggie Slife (AFA), Lauren Macpherson (SJSU), Jaudai Lopes (SJSU), Brianna Brooks (USU), Clara Wallace (AFA).

Vault

Table with 2 columns: Gymnast, NQS. Lists top 9 performers: Jaudai Lopes (SJSU), Madison Kirsch (SJSU), Maggie Slife (AFA), Alivia Ostendorf (USU), Adriana Popp (BSU), Courtney Blackson (BSU), Emily Lopez (BSU), Brianna Brooks (USU), Mia Nelson (SJSU), Lauren Macpherson (SJSU), Nyla Morabito (USU).

Bars

Table with 2 columns: Gymnast, NQS. Lists top 10 performers: Emily Lopez (BSU), Maggie Slife (AFA), Courtney Blackson (BSU), Brianna Brooks (USU), Jada Mazury (SJSU), Katherine Weyhmiller (SJSU), Ayla McKean (AFA), Juliette Boyer (USU), Mahleea Werline (BSU), Lauren Macpherson (SJSU).

Beam

Table with 2 columns: Gymnast, NQS. Lists top 10 performers: Adriana Popp (BSU), Lauren Macpherson (SJSU), Emily Lopez (BSU), Emma Loyim (BSU), Katherine Weyhmiller (SJSU), Lexi Aragon (USU), Marissa Ashton (SJSU), Brianna Brooks (USU), Madison Kirsch (SJSU), Sydney Kho (BSU).

Floor

Table with 2 columns: Gymnast, NQS. Lists top 10 performers: Jada Mazury (SJSU), Courtney Blackson (BSU), Emma Loyim (BSU), Lauren Macpherson (SJSU), Jaudai Lopes (SJSU), Maggie Slife (AFA), Elaina McGovern (BSU), Alivia Ostendorf (USU), Mia Nelson (SJSU), Blake Pascal (BSU).

UTAH STATE CLASS RECORDS

SINGLE-SEASON FRESHMAN TITLES

Table with 3 columns: Gymnast, Years, Titles. Lists 10 freshmen records from 1983 to 2022.

SINGLE-SEASON SOPHOMORE TITLES

Table with 3 columns: Gymnast, Years, Titles. Lists 9 sophomore records from 1984 to 1999.

SINGLE-SEASON JUNIOR TITLES

Table with 3 columns: Gymnast, Years, Titles. Lists 8 junior records from 1999 to 2015.

SINGLE-SEASON SENIOR TITLES

Table with 3 columns: Gymnast, Years, Titles. Lists 10 senior records from 1982 to 2010.

Boldface indicates current gymnasts

2024 MOUNTAIN WEST TEAM EVENT LEADERS

Overall

Table with 2 columns: Team, NQS. Lists top 4 teams: Boise State, San José State, Utah State, Air Force.

Vault

Table with 2 columns: Team, NQS. Lists top 4 teams: San José State, Boise State, Utah State, Air Force.

Bars

Table with 2 columns: Team, NQS. Lists top 4 teams: Boise State, Utah State, San José State, Air Force.

Beam

Table with 2 columns: Team, NQS. Lists top 4 teams: Boise State, San José State, Utah State, Air Force.

Floor

Table with 2 columns: Team, NQS. Lists top 4 teams: San José State, Boise State, Utah State, Air Force.

2024 HONORS

Lexi Aragon

- Second-Team All-MW (Beam)
• MW Beam Specialist of the Week (2/2)
• MW Beam Specialist of the Week (1/5)

Brianna Brooks

- North Central Region Gymnast of the Year
• Second-Team All-MW (All-Around)
• Second-Team All-MW (Bars)
• MW Bars Co-Specialist of the Week (2/2)

Dani Kirstine

- MW Bars Co-Specialist of the Week (2/2)

Nyla Morabito

- MW Freshman of the Week (2/2) • MW Vault Specialist of the Week (1/26)

Alivia Ostendorf

- First-Team All-MW (Vault)
• MW Vault Co-Specialist of the Week (3/18)
• MW Floor Co-Specialist of the Week (2/23)



UTAH STATE IN THE RANKINGS

TEAM

(Final)

EVENT	NQS	AVERAGE	HIGH	NAT'L	REG.
Vault	48.900	48.810	48.950	53rd	8th
Bars	49.100	48.929	49.300	38th	6th
Beam	48.860	48.696	49.275	52nd	8th
Floor	49.190	48.860	49.350	46th	7th
Team Total	195.835	195.296	196.500	45th	8th

INDIVIDUAL RANKS - VAULT

(Top 100 National • Top 50 Regional • Final)

GYMNAST	NQS	AVERAGE	HIGH	NAT'L	REG.
Alivia Ostendorf	9.840	9.792	9.925	--	22nd
Brianna Brooks	9.815	9.779	9.850	--	T-28th
Nyla Morabito	9.805	9.790	9.850	--	T-32nd
Payton Gatzlaff	9.745	9.717	9.825	--	49th

INDIVIDUAL RANKS - BARS

(Top 100 National • Top 50 Regional • Final)

GYMNAST	NQS	AVERAGE	HIGH	NAT'L	REG.
Brianna Brooks	9.880	9.852	9.900	T-91st	17th
Juliette Boyer	9.865	9.840	9.900	--	T-23rd
Lexi Aragon	9.805	9.706	9.850	--	40th
Avery Bibbey	9.790	9.731	9.900	--	T-42nd
Dani Kirstine	9.780	9.552	9.900	--	T-44th

INDIVIDUAL RANKS - BEAM

(Top 100 National • Top 50 Regional • Final)

GYMNAST	NQS	AVERAGE	HIGH	NAT'L	REG.
Lexi Aragon	9.855	9.782	9.925	--	T-22nd
Brianna Brooks	9.840	9.769	9.900	--	29th
Dani Kirstine	9.770	9.571	9.875	--	T-49th
Jenna Eagles	9.770	9.582	9.850	--	T-49th

INDIVIDUAL RANKS - FLOOR

(Top 100 National • Top 50 Regional • Final)

GYMNAST	NQS	AVERAGE	HIGH	NAT'L	REG.
Alivia Ostendorf	9.870	9.846	9.925	--	T-24th
Angel Stuart	9.850	9.709	9.900	--	T-30th
Nyla Morabito	9.845	9.820	9.925	--	33rd
Jenna Eagles	9.835	9.742	9.900	--	T-35th
Amari Evans	9.820	9.694	9.875	--	T-42nd

INDIVIDUAL RANKS - ALL-AROUND

(Top 100 National • Top 50 Regional • Final)

GYMNAST	NQS	AVERAGE	HIGH	NAT'L	REG.
Brianna Brooks	39.130	39.031	39.325	T-78th	11th

USU CAREER INDIVIDUAL TITLES

Senior Brianna Brooks - 11 Total Titles: 5 AA, 3 Bars, 2 Beam, 1 Vault
2024 Titles - 2 (1 AA, 1 UB)
 • All-Around titles: 39.325 at Boise State Tri
 • Bars titles: 9.900 at MW Championship
2023 Titles - 7 (4 AA, 2 BB, 1 UB)
 • All-Around titles: 38.350 vs. BYU; 39.200 at Boise State; 39.075 vs. Boise State; 39.050 at BYU
 • Beam titles: 9.900 at BYU; 9.925 vs. Alaska/Nebraska
 • Bars titles: 9.900 vs. Southern Utah
2022 Titles - 2 (1 VT, 1 UB)
 • Vault titles: 9.850 at BYU
 • Bars titles: 9.850 vs. BYU/Towson

Graduate Alivia Ostendorf - 7 Total Titles: 4 Vault, 3 Floor
2024 Titles - 4 (3 VT, 1 FX)
 • Vault titles: 9.825 vs. San José State; 9.850 at Air Force Tri; 9.925 at Boise State Tri
 • Floor titles: 9.875 vs. San José State
2023 Titles - 3 (2 FX, 1 VT)
 • Floor titles: 9.925 at Boise State; 9.900 at BYU
 • Vault titles: 9.900 at BYU

Freshman Nyla Morabito - 2 Total Titles: 1 Vault, 1 Floor
2024 Titles - 2 (1 VT, 1 FX)
 • Vault titles: 9.850 vs. Air Force
 • Floor titles: 9.925 vs. Southern Utah

Graduate Lexi Aragon - 2 Total Titles: 1 Beam
2024 Titles - 2 (2 BB)
 • Beam titles: 9.850 at North Carolina Quad; 9.850 vs. San José State

Graduate Juliette Boyer - 1 Total Title: 1 Bars
2024 Titles - 1 (1 UB)
 • Bars titles: 9.850 vs. Air Force

Sophomore Avery Bibbey - 1 Total Title: 1 Bars
2024 Titles - 1 (1 UB)
 • Bars titles: 9.900 at Air Force Tri

Junior Dani Kirstine - 1 Total Title: 1 Bars
2024 Titles - 1 (1 UB)
 • Bars titles: 9.850 vs. San José State

Senior Angel Stuart - 1 Total Title: 1 Vault
2022 Titles - 1 (1 VT)
 • Vault titles: 9.825 vs. Air Force





All-Americans



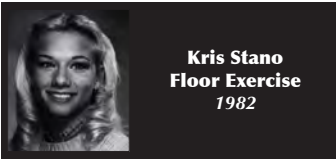
Alicia Johnston All-Around 1978

Alicia Johnston earned All-American honors in the all-around at the 1978 AIAW Nationals, which were held in Seattle, Wash. A freshman, Johnston tied teammate Jodi Mabb for 12th place.



Jodi Mabb All-Around 1978, 1979

Jodi Mabb tied teammate Alicia Johnston for 12th in the all-around at the 1978 AIAW Nationals held in Seattle, Wash. In 1979, she returned to the national championships in State College, Pa., this time with the rest of the Utah State team. Mabb took 14th in the all-around, leading the Aggies to a 10th-place finish. Mabb then retired from gymnastics and transferred to Cal Poly Pomona, but later returned to competition and repeated as an All-American in 1981.



Kris Stano Floor Exercise 1982

Kris Stano placed fourth on the floor exercise at the 1982 AIAW Nationals held in Memphis, Tenn., which is the highest finish ever recorded by an Aggie at the national championships. Stano was 11th in the all-around, missing All-American honors in the all-around by one place.



Madi Ward-Sessions Floor Exercise 2019

Madison Ward-Sessions earned WCGA second-team regular-season All-American honors on floor in 2019, becoming the first gymnast in Utah State history to ever garner All-American accolades during the regular season. She capped her stellar Utah State career by competing at the NCAA Regional Championships, where she placed third on floor with a 9.925 and 13th in the all-around with a 38.425. Her 9.925 on floor ranks first all-time in school history for a regional meet and her third-place finish is the best-ever by an Aggie on the event at the regional championships.

AIAW National Qualifiers 1978

- Alicia Johnston: AA (T-12th)
Jodi Mabb: AA (T-12th)
1979
Jodi Mabb: AA (14th)
1982
Kris Stano: FX (4th), AA (11th)

NCAA National Qualifiers

- 1986
Lena Adomat: AA (29th)
1987
Robin Conklin: AA (41st)
1989
Tana Davis: AA (26th)
1990
Tana Davis: AA (31st)
1991
Michelle Bugbee: AA (40th)
1995
Tricia Yamamoto: AA (36th)
1998
Christy Denson: AA (31st)
1999
Amber Jamison: AA (22nd)

Big West Champions

- 1992
Tonja Ockaskis: Balance Beam
Barb Zahl: Floor Exercise
1994
Jane Warrilow: Uneven Bars
Jannell Del Rosario: Balance Beam
1995
Deanna Palmer: Vault
Shannon Passe: Balance Beam
Tricia Yamamoto: All-Around
1996
Chelsea Nilson: Floor Exercise
Shannon Passe: Balance Beam
1997
Beth Nilson: Uneven Bars
1998
Christy Denson: Uneven Bars
Krissey Richards: Balance Beam
Emily Swank: Uneven Bars
1999
Christy Denson: All-Around, Beam
Jessenia Abrego: Vault
Amber Jamison: Uneven Bars
2000
Christy Denson: All-Around, Bars
Megan Woolstenhulme: Vault

Western Gymnastics Conference Champions

- 2002
Nicole Kilpatrick: Vault
Katie Rutherford: Uneven Bars
2005
Jackie Fogli: Vault
Liesel Kohler: Floor Exercise

WAC Champions

- 2006
Jessica Parenti-Otte: Vault
2007
Jessica Parenti-Otte: All-Around, Vault, Uneven Bars
2008
Megan Tschida: Floor Exercise

MRGC Champions

- 2016
Bailey McIntire: All-Around
2017
Hayley Sanzotti: Balance Beam
Madison Ward-Sessions: Floor
2018
McKinley Pavicic: Beam
Madison Ward-Sessions: Floor
2019
Madison Ward-Sessions: Floor
2021
Leighton Varnadore: All-Around
2022
Carley Bayles: Beam
Brie Clark: Floor
Maia Fishwick: Bars
Rebecca Wells: All-Around

MRGC Champions

- 2024
Brianna Brooks: Bars



Bailey McIntire is a five-time all-Mountain Rim Gymnastics Conference honoree, including twice on beam, once on floor, once on bars and once in the all-around. She tied for first place in the all-around with a career-high score of 39.425 at the 2016 MRGC Championships in Boise, Idaho.

MRGC

Gymnast of the Year
Autumn DeHarde 2020

Beam Specialist of the Year

Sofi Sullivan 2020
Autumn DeHarde 2020, 2021

Floor Specialist of the Year

Madi Ward-Sessions 2017, 2019
Autumn DeHarde 2020
Brie Clark 2022

Freshman of the Year

Autumn DeHarde 2018
Sofi Sullivan 2020
Brie Clark 2022

Coach of the Year

Amy Smith 2020

All-High Country Athletic Conference

Year Gymnast
1986 Lena Adomat
..... Patty Delaney
1987 Lena Adomat
1990 Stephanie Green

All-Big West Conference

Year Gymnast (Event)
1992 Kim Johnson (VT, UB)
..... Tonja Ockaskis (UB, BB)
..... Heidi Pfannenstiel (FX)
..... Brenda Scholl (UB)
..... Barb Zahl (VT, UB, FX, AA)
1993 Stacy Lynn (VT)
..... Tricia Yamamoto (FX)
1994 Jannell Del Rosario (BB)
..... Tonja Ockaskis (UB)
..... Deanna Palmer (FX)
..... Shannon Passe (BB)
..... Jane Warrilow (UB)
1995 Deanna Palmer (VT)
..... Shannon Passe (BB)
..... Tricia Yamamoto (UB, AA)
1996 Beth Nilson (UB)
..... Chelsea Nilson (FX)
..... Shannon Passe (BB)
..... Jessica Porter (UB)
1997 Kerry Griggers (BB)
..... Beth Nilson (UB)
..... Deanna Palmer (VT)
..... Krissy Richards (FX)
1998 Lyndsey Gaustad (UB)
..... Kerry Griggers (BB)
..... Emily Swank (UB)
..... Krissy Richards (BB)
..... Melissa Kilpatrick (AA)
..... Christy Denson (UB, FX, AA)
1999 Christy Denson (AA, BB, VT)
..... Jessenia Abrego (VT, UB)
..... Amber Jamison (AA, UB, VT)
..... Krissy Richards (BB)

2000 Christy Denson
(AA, UB, BB, FX)
..... Tina Ellis (BB)
..... Megan Woolstenhulme (VT)
2001 Jessenia Abrego (VT)
..... Tina Ellis (AA)
..... Kristen Fargo (VT, BB)
..... Allison Rosenthal (FX)

All-Western Gymnastics Conference

Year Gymnast (Event)
2002 Jessenia Abrego (VT, FX, AA)
..... Nicole Kilpatrick (VT, AA)
..... Katie Rutherford (UB)
..... Kirra Seeley (BB)
2003 Meagan Nelson (AA)
..... Jessica Parenti-Otte (UB, BB, AA)
..... Rachel Ropelato (VT)
2004 Ashley Barr (UB, AA)
..... Grachen Goerlitz (VT, FX)
..... Liesel Kohler (BB, FX)
..... Rachael Mandy (VT)
..... Alex Martin (AA)
..... Rachel Ropelato (VT, UB)
2005 Ashley Barr (BB)
..... Jackie Fogli (FX, VT)
..... Liesel Kohler (FX, BB)
..... Alex Martin (UB)
..... Jessica Parenti-Otte (FX, UB)
..... Megan Tschida (FX)

All-WAC

Year Gymnast (Event)
2006 Jessica Parenti-Otte
(AA, VT, UB)
..... Alex Martin (UB)
..... Megan Tschida (FX)
2007 Nicki Felley (AA, UB, FX)
..... Jessica Parenti-Otte
(AA, FX, VT, UB)
..... Heather Heinrich (UB)
..... Katie Omann (VT)
..... Meagan Lewis (AA, UB, FX)
..... Megan Tschida (FX)
2008 Nicki Felley (AA, BB)
..... Heather Heinrich (BB)
..... Jasmine Minion (VT)
..... Nicole Simoneau (UB)
..... Megan Tschida (FX)
2009 Nicki Felley (AA)
..... Nicole Simoneau (UB, BB)
2010 Heather Heinrich (AA)
..... Rebecca Holliday (UB, BB)
2012 Kaitlyn Betts (VT)
..... Sarah Landes (FX, AA)
..... Christina Nye (FX)
2013 Paige Jones (UB)
..... Sarah Landes (AA)
..... Michelle Yasukochi (BB)





-Maddie McIntyre
-Mikaela Meyer
-Kiera Miller
-McKinley Pavicic
-Leighton Varnadore
-Logan Varnadore
-Madison Ward-Sessions
- 2019.....Emily Briones
-MaKayla Bullitt
-Taylor Dittmar
-Caitlin Gray
-Brittany Jeppesen
-Mikaela Meyer
-Maya Perez-Lugones
-Grace Rojas
-Madi Tueller
-Leighton Varnadore
-Logan Varnadore
-Glory Yoakum
- 2020.....Lexi Aragon
-Emma Cobabe
-Autumn DeHarde
-Taylor Dittmar
-Morgan Gill
-Elle Golison
-Hadley Hamar
-Tori Loomis
-Mikaela Meyer
-Grace Rojas
-Ariel Toomey
-Leighton Varnadore
-Logan Varnadore
- 2021.....Lexi Aragon
-Carley Bayles
-Olivia Blakely
-**Brianna Brooks**
-Lara Burhans
-Autumn DeHarde
-Taylor Dittmar
-Maia Fishwick
-Anique Grenier
-Jessica Gutierrez
-Hadley Hamar
-Eve Jackson
-Mikaela Meyer
-Ariel Toomey
-Leighton Varnadore
-Logan Varnadore
- 2022.....Lexi Aragon
-Molly Arnold
-Carley Bayles
-**Brianna Brooks**
-Trinity Brown
-Brie Clark
-Maia Fishwick
-**Dani Kirstine**
-Kielyn McCright
-Sofi Sullivan
-Ariel Toomey
-Rebecca Wells
-Brooke Wilson

Academic All-MW

- Year.....Student-Athlete**
- 2024.....Lexi Aragon
-**Avery Bibbey**
-Juliette Boyer
-**Brianna Brooks**
-**Jenna Eagles**
-**Payton Gatzlaff**
-**Sydney Jelen**
-**Dani Kirstine**
-**Nyla Morabito**
-Alivia Ostendorf
-**Angel Stuart**
-**Isabella Vater**

CSC Academic All-District

- Year.....Student-Athlete**
- 2023.....Lexi Aragon
-**Brianna Brooks**
-**Dani Kirstine**
-Ariel Toomey



Madison Ward-Sessionsn (left) and Emily Briones combined to earn six academic all-Mountain Rim Gymnastics Conference honors, while Briones was named an academic All-American one time during her Utah State career.

- 2024.....Lexi Aragon
-**Avery Bibbey**
-Juliette Boyer
-**Brianna Brooks**
-**Dani Kirstine**
-Alivia Ostendorf

Boldface indicates current gymnasts



Aggie All-Time Team High Scores

Event	Score	Meet/Opponent	Date
Team	197.225	at Texas Woman's	3/1/97
Home	196.725	Towson	2/27/22
Away	197.225	at Texas Woman's	3/1/97
Vault	49.325	at Texas Woman's	3/1/97
Bars	49.425	Utah	2/7/03
Beam	49.575	at BSU/Sac. State/UC Davis	2/21/20
Floor	49.550	Denver	3/15/04

Top 10 All-Time Team Scores

Score	Meet/Opponent (Date)
1. 197.225	at Texas Woman's (3/1/97)
2. 197.025	at MRGC Championships (3/19/22)
3. 196.825	at NCAA Norman Regional (3/31/22)
4. 196.800	at Southern Utah (2/11/22)
196.800	at Boise State/Sacramento State/UC Davis (2/21/20)
6. 196.775	at Denver/Southern Utah (3/7/21)
7. 196.725	Towson (2/27/22)
8. 196.675	North Carolina State (3/14/03)
9. 196.600	at BYU (2/26/21)
196.600	BYU (3/6/20)

Top 10 Home Scores

Score	Meet/Opponent (Date)
1. 196.725	Towson (2/27/22)
2. 196.675	North Carolina State (3/14/03)
3. 196.600	BYU (3/6/20)
4. 196.525	Southern Utah (2/14/20)
5. 196.500	MW Championships (3/23/24)
196.500	Southern Utah (3/16/18)
7. 196.425	Southern Utah/Ball State (2/4/22)
8. 196.350	BYU (3/13/15)
9. 196.300	Boise State (2/17/17)
10. 196.275	Boise State/Iowa State/Texas Woman's (2/23/24)
196.275	Southern Utah (2/2/24)

Top 10 Away Scores

Score	Meet/Opponent (Date)
1. 197.225	at Texas Woman's (3/1/97)
2. 197.025	at MRGC Championships (3/19/22)
3. 196.825	at NCAA Norman Regional (3/31/22)
4. 196.800	at Southern Utah (2/11/22)
196.800	at Boise State/Sacramento State/UC Davis (2/21/20)
6. 196.775	at Denver/Southern Utah (3/7/21)
7. 196.600	at BYU (2/26/21)
8. 196.500	at Utah (3/12/21)
9. 196.450	at BYU (1/28/22)
10. 196.350	at Arizona/Oklahoma/Stanford (1/22/22)

Top 10 Vault Scores

Score	Meet/Opponent (Date)
1. 49.325	at Texas Woman's (3/1/97)
2. 49.275	at UC Davis (1/26/14)
3. 49.250	at Southern Utah (2/11/22)
4. 49.225	at Denver/Southern Utah (3/7/21)
49.225	BYU (3/13/15)
6. 49.175	at Utah (3/12/21)
49.175	at BYU (2/26/21)
49.175	at Boise State/Sacramento State/UC Davis (2/21/20)
49.175	North Carolina State (3/14/03)
49.175	at Michigan (3/15/97)

Top 10 Bars Scores

Score	Meet/Opponent (Date)
1. 49.425	Utah (2/7/03)
2. 49.375	at MRGC Championships (3/19/22)
3. 49.350	San José State (2/10/12)
4. 49.325	North Carolina State (3/14/03)
49.325	BYU (2/21/03)
49.325	at Texas Woman's (3/1/97)
7. 49.300	at Air Force Tri (3/1/24)
49.300	at NCAA Norman Regional (3/31/22)
49.300	Southern Utah (3/6/99)
10. 49.275	BYU (3/6/20)
49.275	Southern Utah (3/10/17)

Top 10 Beam Scores

Score	Meet/Opponent (Date)
1. 49.575	at Boise State/Sacramento State/UC Davis (2/21/20)
2. 49.500	at Arizona/Oklahoma/Stanford (1/22/22)
3. 49.475	Southern Utah/Ball State (2/4/22)
49.475	Utah/Boise State (2/26/99)
5. 49.400	at Denver/Southern Utah (3/7/21)
6. 49.375	at MRGC Championships (3/19/22)
7. 49.350	at BYU (3/16/01)
8. 49.325	at Southern Utah (2/11/22)
9. 49.275	MW Championships (3/23/24)
49.275	at BYU (1/28/22)
49.275	Southern Utah (1/22/21)
49.275	at BYU (1/23/15)

Top 10 Floor Scores

Score	Meet/Opponent (Date)
1. 49.550	Denver (3/15/04)
2. 49.500	at Boise State (2/18/22)
49.500	Ohio State (2/28/03)
4. 49.475	BYU (3/12/04)
49.475	Missouri/Boise State (2/20/04)
6. 49.450	Towson (2/27/22)
7. 49.400	at Texas Woman's (3/12/00)
49.400	California (3/6/04)
9. 49.375	at Southern Utah (2/11/22)
49.375	Southern Utah (2/6/04)
49.375	Boise State/Utah (2/26/99)
49.375	at Texas Woman's (3/1/97)





Aggie All-Time Individual High Scores

Table with 4 columns: Event, Score, Gymnast, Date. Lists high scores for All-Around, Vault, Bars, Beam, and Floor.

Top 20 Individual All-Around Scores

Table with 4 columns: Rank, Score, Name, Meet/Opponent (Date). Lists top 20 all-around scores.

Top 20 Individual Vault Scores

Table with 4 columns: Rank, Score, Name, Meet/Opponent (Date). Lists top 20 vault scores.

Top 20 Individual Bars Scores

Table with 4 columns: Rank, Score, Name, Meet/Opponent (Date). Lists top 20 bars scores.

Top 20 Individual Beam Scores

Table with 4 columns: Rank, Score, Name, Meet/Opponent (Date). Lists top 20 beam scores.

Top 20 Individual Floor Scores

Table with 4 columns: Rank, Score, Name, Meet/Opponent (Date). Lists top 20 floor scores.

Boldface indicates current gymnasts

Individual Vault Averages

(Gymnast must have competed in at least half the season's competitions)

Rank	Individual	Average	Year
1.	Deanna Palmer	9.842	1997
2.	Mikaela Meyer	9.838	2021
3.	Gretchen Goerlitz	9.827	2004
4.	Nicole Kilpatrick	9.823	2003
5.	Trinity Brown	9.819	2022
6.	Rebecca Wells	9.817	2022
7.	Leighton Varnadore	9.809	2021
	Leighton Varnadore	9.809	2020
9.	Alivia Ostendorf	9.808	2023
	Madison Ward-Sessions	9.808	2018
11.	McKinzey Martinez	9.802	2015
12.	Autumn DeHarde	9.800	2021
13.	Rebecca Wells	9.798	2021
14.	Meagan Lewis	9.796	2003
15.	Paige Jones	9.793	2014
	Miranda Kerr	9.793	2014
17.	Alivia Ostendorf	9.792	2024
	Sarah Landes	9.792	2013
19.	Paige Jones	9.790	2013
20.	Jessica Parenti-Otte	9.788	2007

Individual Bars Averages

(Gymnast must have competed in at least half the season's competitions)

Rank	Individual	Average	Year
1.	Brianna Brooks	9.860	2022
2.	Christy Denson	9.856	1999
3.	Brianna Brooks	9.855	2023
4.	Brianna Brooks	9.852	2024
5.	Juliette Boyer	9.840	2024
6.	Nicole Simoneau	9.822	2008
7.	Grace Rojas	9.809	2021
8.	Grace Rojas	9.800	2020
	Nicole Simoneau	9.800	2009
10.	Meagan Lewis	9.798	2003
11.	Madison Ward-Sessions	9.792	2019
12.	Keri Peel	9.790	2017
13.	Grace Rojas	9.786	2023
	Beth Neilson	9.786	1997
15.	Kristen Bloom	9.779	2000
16.	Sarah Landes	9.777	2013
17.	Brittany Jeppesen	9.775	2017
	Bailey McIntire	9.775	2016
19.	Rebecca Wells	9.773	2022
20.	Paige Jones	9.768	2014

Individual Beam Averages

(Gymnast must have competed in at least half the season's competitions)

Rank	Individual	Average	Year
1.	Autumn DeHarde	9.889	2020
2.	Autumn DeHarde	9.883	2021
	Sofi Sullivan	9.883	2020
4.	Sofi Sullivan	9.861	2023
5.	Sofi Sullivan	9.846	2022
6.	Autumn DeHarde	9.827	2019
	Autumn DeHarde	9.827	2018
8.	Brianna Brooks	9.825	2022
9.	Brianna Brooks	9.820	2023
10.	Jessica Parenti-Otte	9.815	2005
11.	Liesel Kohler	9.802	2004
12.	Emily Briones	9.800	2018
13.	Hayley Sanzotti	9.795	2016
14.	Kim Richards	9.794	1997
15.	Lexi Aragon	9.782	2024
16.	Leighton Varnadore	9.780	2021
17.	Liesel Kohler	9.779	2005
18.	Carley Bayles	9.775	2020
	Meagan Lewis	9.775	2003
20.	Rebecca Wells	9.773	2022

Individual Floor Averages

(Gymnast must have competed in at least half the season's competitions)

Rank	Individual	Average	Year
1.	Madison Ward-Sessions	9.906	2019
2.	Autumn DeHarde	9.883	2020
3.	Liesel Kohler	9.877	2004
4.	Madison Ward-Sessions	9.871	2017
5.	Autumn DeHarde	9.864	2021
6.	Alivia Ostendorf	9.863	2023
	Ariel Toomey	9.863	2023
8.	Gretchen Goerlitz	9.862	2004
9.	Bailey McIntire	9.848	2014
10.	Alivia Ostendorf	9.846	2024
	Madison Ward-Sessions	9.846	2018
12.	Autumn DeHarde	9.844	2019
	Faith Leary	9.844	2018
14.	Leighton Varnadore	9.839	2020
	Liesel Kohler	9.839	2003
16.	Bailey McIntire	9.838	2015
17.	Rebecca Wells	9.836	2021
18.	Trinity Brown	9.831	2022
	Megan Tschida	9.831	2005
20.	Meagan Lewis	9.830	2003

Boldface indicates current gymnasts

Team Season Event Averages

Vault		Bars		Beam		Floor	
Score	Year	Score	Year	Score	Year	Score	Year
1. 49.005	2021	1. 49.100	2003	1. 49.104	2022	1. 49.225	2003
2. 48.938	2015	2. 48.969	2022	2. 49.039	2020	2. 49.187	2022
3. 48.927	2022	3. 48.929	2024	3. 49.032	2021	3. 49.108	2004
4. 48.904	2014	4. 48.906	2017	4. 48.931	2018	4. 49.050	2018
5. 48.875	2020	5. 48.885	2019	5. 48.869	1999	5. 49.036	2021
6. 48.835	2018	6. 48.877	2021	6. 48.840	2003	6. 49.035	2019
7. 48.815	2003	7. 48.833	2016	7. 48.725	2004	7. 49.003	2023
8. 48.811	2007	8. 48.791	2000	8. 48.708	2016	8. 48.992	2020
9. 48.810	2024	9. 48.756	2020	9. 48.696	2024	9. 48.988	1999
10. 48.785	2017	48.756	1999	10. 48.675	2019	10. 48.917	2017

UTAH STATE



A
 Abrego, Jessenia (1999, 2001-02)
 Adomat, Lena (1985-88)
 Anderson, Sarah (1995)
 Aragon, Lexi (2023-24)
 Arno, Courtney (2004)
 Arnold, Molly (2022)
 Aufiero, Breyanna (2012, 14-15)

B
 Bammert, Chris (1985, 87-89)
 Barr, Ashley (2003-05, 07)
 Bayer, Kathy (1981)
 Bayles, Carley (2020-23)
 Beavers, Leslie (1978)
 Beck, Annie (2018-20)
 Beck, Karen (1985, 87-89)
 Belliston, Charly (2014-15)
 Betts, Kaitlyn (2012-15)
 Betz, Makayla (2014)
Bibbey, Avery (2023-24)
 Bloom, Kristen (2000-01)
 Boone, Lyndsie (2008-11)
 Boyer, Juliette (2024)
 Briones, Emily (2016-19)
Brooks, Brianna (2021-24)
 Brown, Katie (2014, 16-17)
 Brown, Trinity (2022)
 Buchal, CariLu (1982-85)
 Bugbee, Michele (1990-92)
 Bullitt, MaKayla (2017-19)

C
 Campbell, Vicki (1980)
 Cannon, Laurie (1996-99)
 Cannon, Natalie (1988-91)
 Card, Cami (1989-91)
 Card, Cari (1983, 85-86)
 Carr, Brenda (1983-86)
 Chappel, Jillian (2015-16)
 Chung, Nalani (2002-03)
 Clark, Brie (2022)
 Colson, Sarah (2002-03)
 Conklin, Robin (1984-87)
 Crawford, Jennifer (1994-97)
 Cuba, JoAnna (2013-16)

D
 Daley, Stefanie (2013-15)
 Davis, Tana (1987-90)
 DeAragon, Chris (1986)
 DeHarde, Autumn (2018-21)
 Del Rosario, Janelle (1994-95)
 Delaney, Patty (1986-89)
 Denson, Christy (1997-2000)
 Dickson, Brandie (2009-10)
 Dilley, Susan (1985-88)
 Dillon, Jackie (2008-11)
 Dittmar, Taylor (2018-21)
 Dunkley, Rebecca (1993)

E
 Eastlund, Karen (1982)
Eagles, Jenna (2023-24)
 Edson, Melissa (1989-90)
 Ellis, Kerry (1981)

Ellis, Tina (2000-01)
 Estrella, Jazmyn (2017-18)
Evans, Amari (2022-24)
 Ezell, Destiny (2013-16)
 Ewart, Trina (1997-2000)

F
 Fargo, Kristen (2000-01)
 Felley, Nicki (2006-09)
 Ferguson, Kathleen (1980)
 Fishwick, Maia (2020-22)
 Flessner, Rachel (2010)
 Fogli, Jackie (2005-06)

G
Gatzlaff, Payton (2023-24)
 Gaustad, Lyndsey (1998)
 Godi, Michelle (1989-91)
 Goerlitz, Gretchen (2004)
 Golison, Elle (2017-20)
 Gordon, Stephanie (1999-02)
 Graff, Melanie (1990)
 Granere, Heidi (1995)
 Gray, Sarah (1997)
 Green, Stephanie (1988-91)
 Griggers, Kerry (1997-99)
 Gutierrez, Jessica (2020-23)

H
 Hamar, Hadley (2020)
 Heinrich, Heather (2007-10)
 Hellegas, Tami (1981-84)
 Hogan, Haley (2009-12)
 Holliday, Rebecca (2009-12)
 Hone, Miranda (2016-17)
 Houston, Mika Love (2001-02)
 Houtchens, Haley (1991-94)
 Huelsmann, Erica (2009)

J
 Jackson, Eve (2021-22)
 Jamison, Amber (1996-99)
 Jaramillo, Lorie (1981-82, 84)
Jelen, Sydney (2024)
 Jenkins, Amanda (2001)
 Jeppesen, Brittany (2017-18, 20)
 Johnson, Kim (1990-92)
 Johnson, Sarah (2006)
 Johnston, Alicia (1978-79)
 Jones, Paige (2011-14)

K
 Keelen, Diane (1978)
 Kerr, Miranda (2014-15)
 Kilpatrick, Melissa (1998)
 Kilpatrick, Nicole (2000-03)
Kirstine, Dani (2023-24)
 Kohler, Liesel (2003-06)
 Kreikemeier, Lori (1979-82)
 Kueng, Julie (1981-84)

L
 Landes, Sarah (2012-15)
 Leary, Faith (2018-19)
 Lewis, Meagan (2003, 05-07)
 Lombardo, Pauline (1983)

Loomis, Tori (2020)
 Loudner, Lori (1991-94)
 Love, Heidi (1992-95)
 Lowes, Marla (1997-2000)
 Lynch, Wanita (1980-82)
 Lynn, Stacy (1992-95)

M
 Mabb, Jodi (1978-80)
 Mackins, Brittney (2011)
 Maguire, Erin (2000)
 Mandy, Rachael (2004-07)
 Markle, Devin (2007-08)
 Marquardt, Chelsea (2008, 10-11)
 Martin, Alex (2004-07)
 Martin, Tracy (1978-80, 82)
 Martinez, McKinzey (2013-16)
 Mattioli, Kyla (2001-03)
 Mayfield, Casey (1997)
 McCright, Kielyn (2022)
 McIntire, Bailey (2014-17)
 Meyer, Mikaela (2018, 20-21)
 Miller, Susie (2012-15)
 Minion, Jasmine (2008)
 Montagriff, Kim (1979, 81)
 Montoya, Amelia (2010-13)
Morabito, Nyla (2024)
 Muhr, Cammi (2011)

N
 Neenan, Jessica (1993-96)
 Neilson, Beth (1994-97)
 Nilsen, Chelsea (1993-96)
 Nulph, Kira (2001)
 Nye, Christina (2011-14)

O
 Ockaskis, Tonja (1992-94)
 O'Dell, Kristin (1998, 2000-01)
 Omann, Katie (2005-08)
 Ostendorf, Alivia (2023-24)
 Oster, Melanie (2015-17)
 Oveson, Summer (1993-96)

P
 Page, Janalee (1986-87)
 Palmer, Deanna (1994-97)
 Palmer, Jill (1984-86)
 Parenti-Otte, Jessica (2003, 05-07)
 Passe, Shannon (1994-97)
 Patterson, Kelly (2006-08)
 Pavicic, McKinley (2018)
 Peel, Keri (2015-17)
 Penman, Brittnee (2001)
 Peterson, Debbie (1978-81)
Peterson, Marley (2023-24)
 Pfannenstiel, Heidi (1989-92)
 Pohl, Michelle (1983-86)
 Porter, Jessica (1996-97, 99-2000)
 Price, Brittany (2006)

R
 Rainbolt, Natalie (2016)
 Rands, Jessica (2002-04)
 Richards, Kimberly (1996-99)
 Richards, Krissy (1996-99)

Rickard-Whitfield, Ana (2006-08)
 Robinson, Cidney (2015)
 Rojas, Grace (2019-21, 23)
 Ropelato, Rachel (2002-04)
 Rosenthal, Allison (2001-03)
 Rubino, Diane (1983)
 Rutherford, Katie (2002-04)
 Ryan, Julie (1986-88, 91)

S
 Sanzotti, Hayley (2013, 15-17)
 Scharman, Kimberly (2000-02)
 Schilla, Katy (2007)
 Scholl, Brenda (1989-92)
 Sealey, Kirra (1999-02)
 Shaw, Wendy (1980)
 Simoneau, Nicole (2008-09, 11)
 Snyder, Jill (1987-88)
Southam, Chelsea (2023-24)
 Stano, Kris (1982-83)
 Stewart, Stacy (2004)
Stuart, Angel (2023-24)
 Sullivan, Sofi (2020, 22-23)
 Swank, Emily (1995-98)
 Swank, Laura (2000)

T
 Thomas, Michelle (1978-80, 82)
 Toomey, Ariel (2020-21, 23)
 Torres, Melissa (1995-98)
 Tschida, Megan (2005-08)
 Tueller, Madi (2019)


V
 Varnadore, Leighton (2018-21)
 Varnadore, Logan (2018-19, 21)
 Vaske, Rachel (2011)
Vater, Isabella (2024)
 Vendetti, Anne-Marie (1995-96)

W
 Ward-Sessions, Madison (2016-19)
 Wagner, Jennifer (1978)
 Wagner, Samantha (2012)
 Warrilow, Jane (1993-94)
 Watamaniuk, Amanda (2010-13)
 Wathen, Kelcy (2000-01)
 Wells, Rebecca (2020-22)
 West, Karen (1978-79)
Witte, Mya (2024)
 Woolstenhulme, Megan (1999-01)
 Wyles, Kristen (1989)


Y
 Yamamoto, Tricia (1992-95)
 Yasukochi, Michelle (2013-16)
 Young, Julie (1984-86)
 Young, Ashley (2003-04)

Z
 Zahl, Barb (1988, 90-92)


Boldface indicates current gymnasts




TAYLOR DITTMAR



SARAH LANDES



MCKINZEI MARTINEZ



AMANDA WATAMANIUK



The Wall of Fame was dedicated in 1985 to honor past gymnasts for their accomplishments in the gym, in the classroom and for their overall contributions to the program. A Utah State gymnast must do one of four things for Wall of Fame consideration: graduate from USU after competing for four years; qualify for the NCAA championships as an individual; earn All-American status; or represent the gymnast's home nation in international competition. The coaching staff nominates gymnasts and a committee subsequently votes on those nominees.



Lena Adomat
1985-88

Lena Adomat placed 29th in the all-around as an at-large qualifier for the 1986 NCAA Championships. She was all-HCAC in 1986 and 1987. In 1986, Adomat set an Aggie vault record of 9.650. While at USU, she won the Swedish National Championships in 1985 and 1986, and competed in the 1986 World Championships. Prior to attending USU, Adomat was a member of Sweden's Olympic teams in 1980 and 1984.



Ashley Barr
2003-05, 2007

Ashley Barr was a two-time all-conference selection (2004, 2005), as well as a four-time academic all-conference selection and an academic All-American in 2003 and 2006.



Lyndsie Boone
2008-11

Lyndsie Boone qualified for the NCAA Regional Championships as an individual all four seasons as an Aggie. She was also a three-time academic all-WAC honoree.



Michelle Bugbee
1990-92

Michelle Bugbee set a school record with a 38.19 National Qualifying Score. She finished 40th in the all-around at the 1991 NCAA National Championships with a 37.300.



Lyndsie Boone



Natalie Cannon
1998-91

Natalie Cannon was ranked among USU's top 25 individual performers on beam (9.650) and floor (9.800).



Robin Conklin
1984-87

Robin Conklin placed 41st at the 1987 NCAA Championships as an at-large qualifier. She tied the USU bars record with a 9.700 in 1986.



Jennifer Crawford
1994-97

Jennifer Crawford was the first Aggie gymnast to score 9.900 or better and is tied for eighth on the USU vault performer list with a 9.900 mark. Her season average of 9.729 on vault was the third-best mark for the Aggies at the time.



Tana Davis
1987-90

Tana Davis held 16 Aggie records at one time. She was an at-large competitor in the 1989 and 1990 NCAA Championships, taking 26th and 31st, respectively. In 1989, she set USU records on the beam and in the all-around. As a senior, she broke the beam and all-around marks and tied the bars and floor records.



Tana Davis



Patty Delaney
1986-89

Patty Delaney was the first alternate for the 1986 NCAA Championships. She was a two-time all-HCAC performer and a four-time academic all-HCAC honoree. Delaney set a school record on the vault with a 9.700 in 1989.



Jackie Dillon
2008-11

Jackie Dillon was a three-time NCAA Regional Championships qualifier. She averaged 9.732 on vault in 2008 and 9.713 on bars in 2009.



Christy Denson
1997-2000

Christy Denson is the current Utah State record holder in the all-around with a 39.550. She is also tied for first on floor (9.975) and bars (9.975). Denson was a 10-time all-Big West performer, including two conference all-around titles (1999, 2000), two bars titles (1998, 2000) and one beam title (1999). In 1998, she became the ninth gymnast in Aggie history to qualify for the NCAA Championships as an at-large competitor, placing 31st. Denson was also named Big West Gymnast of the Year in her junior and senior campaigns, as well as being voted Utah State's Female Athlete of the Year in 1998, 1999 and 2000. She was inducted into the USU Athletics Hall of Fame in 2017.



Jackie Dillon



Stephanie Green
1988-91

Stephanie Green set the school record on bars as a freshman in 1988 with a 9.750. In 1990, she posted a 9.800 on bars, tying the school record. She earned all-HCAC honors in 1990 and was a three-time academic all-HCAC honoree.



Heather Heinrich
2007-10

Heather Heinrich was a two-time NCAA Regional qualifier and three-time all-WAC honoree, including two-time first-team selection. She was also a three-time academic all-WAC honoree.




Haley Houtchens
1991-94

Haley Houtchens was a four-time academic All-America honoree. She is tied for marks that at the time were ninth-best score in school history on the bars (9.800) and 14th on the floor (9.825).



Amber Jamison
1996-99

Amber Jamison qualified for the 1999 NCAA Championships as the No. 4 individual all-arounder. She set a USU NCAA Championships record in the all-around with a 39.050, tying her for 22nd in the nation. She is tied for first in school history on bars with a 9.975.



Heather Heinrich



Alicia Johnston
1978-79

Alicia Johnston earned AIAW All-American status as a freshman in 1978, when she tied for 12th in the all-around. She set Utah State records for the bars, beam, floor and all-around.



Liesel Kohler
2003-06

Liesel Kohler earned all-Western Gymnastics Conference honors on the beam and floor exercise in 2005. She was a WGC floor exercise champion in 2005 and currently ranks second in school history with a single-season floor average of 9.877. She also ranks fourth with a single-season average of 9.802 on the beam. Kohler was an academic All-American in 2006 and was a four-time academic all-conference honoree.



Lori Kreikemeier
1979-82

Lori Kreikemeier is the only Aggie gymnast to have qualified for four national championships as she competed at the AIAWs from 1979-82.



Meagan Lewis
2003, 2005-07

Meagan Lewis was a two-time all-conference honoree. She currently ranks fourth with a single-season bars average of 9.798 set in 2003. Lewis also received academic all-conference accolades all four years and was a two-time academic All-American (2003, 2006).



Meagan Lewis



Lori Loudner
1991-94

Lori Loudner was a four-time academic All-American. In 1994, she set an Aggie record of 9.850 on beam.



Wanita Lynch
1980-82

Wanita Lynch won back-to-back Australian National Championships in the all-around while at Utah State. She represented Australia in the 1976 Olympics in Montreal. Lynch was the United States Junior College all-around champion for Odessa (Texas) JC in 1979 and a five-time JUCO All-American. She set Utah State records on the bars, beam, floor and all-around in 1981. In 1982, she broke each of those marks and set a vault record.



Stacy Lynn
1992-95

Stacy Lynn was a four-time academic All-American and was all-Big West on the vault in 1993. Twice she earned academic all-Big West honors.



Jodi Mabb
1978-80

Jodi Mabb earned AIAW All-American status as a freshman in 1978, when she tied for 12th in the all-around and again in 1979, when she placed 14th. She set a Utah State record for the vault and was a three-time Region VII champion on that event.



Jodi Mabb



Alex Martin
2004-07

Alex Martin was a three-time all-conference honoree and a four-time academic all-conference selection. She is tied for ninth all-time in school history with a 9.925 on bars. Her 2004 bars average of 9.746 ranks 18th all-time.




Beth Neilson
1994-97

Beth Neilson was ranked among the top 25 in the nation on bars in 1997, averaging a school-record 9.786. The final two years of her career she was all-Big West on the bars, tying for the title in 1997. She scored a 9.900 four times on bars and was a three-time academic All-American honoree.



Chelsea Nilsen
1993-96

Chelsea Nilsen earned all-Big West honors when she tied for first on the floor in 1996, and in 1993 when she tied for third. She was also named academic All-American. She set the USU floor season average record with a 9.745 in 1996 and also the top floor score of all-time with 9.925.



Summer Overson
1993-96

Summer Overson earned academic All-American honors in 1993 and received academic all-Big West honors three consecutive years. She tied the school record on floor with a 9.850 in 1995 and again in 1996.



Alex Martin



Janalee Page
1986-87

Janalee Page was the first native Logan gymnast to compete for the Aggies. She earned academic all-HCAC honors in 1987.




Deanna Palmer
1994-97

Deanna Palmer was the first Aggie to score a 9.900 on vault. She is tied for first all-time in USU history with a 9.950 on vault. She earned all-Big West honors four times, three on vault and one on floor, and was second at the 1996 NCAA Regionals on vault. She was a three-time academic All-America honoree.



Jessica Parenti-Otte
2003, 2005-07

Jessica Parenti-Otte was a three-time all-conference honoree, earning all-WGC honors in 2005 and all-WAC honors in 2006 and 2007. Parenti-Otte is one of the best vaulters in school history as she holds a share of the USU school record for high score with a 9.950. In 2006, Parenti-Otte was the WAC champion on vault (9.875). She had the highest all-around score in the WAC in 2007 (39.350), and had three of the top seven highest scores in the conference. She was a four-time academic all-conference honoree, as well as receiving academic All-American accolades in 2006.



Deanna Palmer





Shannon Passe
1994-97

Shannon Passe set a then-USU school record in the all-around in 1997, scoring a 39.325 at Texas Woman's. She was a three-time all-Big West performer on beam, winning individual titles in 1995 and 1996.



Debbie Peterson
1978-81

Debbie Peterson qualified for three AIAW National Championships as an at-large competitor.



Heidi Pfannenstiel
1989-92

Heidi Pfannenstiel tied the Utah State vault record as a freshman in 1989 with a 9.700 and again tied the mark with 9.800 in 1992. She earned all-Big West honors on the floor in 1992. She was an academic All-American in 1991 and 1992.



Michelle Pohl
1983-86

Michelle Pohl qualified for the 1983 NCAA National Championships. She set a school record on the floor exercise (9.650) that season, as well as season average records on beam, floor and in the all-around. The following season, she broke her floor mark and tied the school bars record with 9.700s on each event. In 1986, Pohl again broke the Aggie floor record with a 9.700.



Michelle Pohl



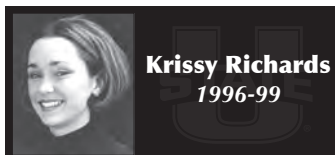
Jessica Porter
1996-97, '99-2000

Jessica Porter earned all-Big West honors in 1996, placing second on bars at the conference meet. She recorded what was then the 14th-best all-around score in school history (39.200) and owns two of USU's top 20 all-time bar season averages.



Kim Richards
1996-99

Kim Richards currently ranks seventh with an individual season average of 9.794 on beam, which she set in 1997. She is also tied for sixth with a single-meet score of 9.925 on beam. Richards was an academic all-American in 1997 and 1998, and was selected an academic all-Big West selection in 1997 and 1999.



Krissy Richards
1996-99

Krissy Richards is tied for second all-time in school history on beam with a 9.950. She was the 1998 Big West beam champ (9.900) and also earned all-Big West honors on beam in 1999.



Rachel Ropelato
2002-04

Rachel Ropelato is ranked 20th with a vault season average of 9.769. She also ranks 20th with a bars season average of 9.739. Ropelato is currently tied for eighth in school history on vault with a 9.900 set during the 2003 campaign and tied for ninth on bars with a 9.925, which she set in 2004. She earned all-WGC honors on vault in 2003, and on both vault and bars in 2004.



Rachel Ropelato



Julie Ryan
1986-88, 1991

Julie Ryan was the first Aggie gymnast to break the 38 mark in the all-around, setting a school record with a 38.05 and tying the floor mark. She was the 1988 HCAC floor exercise champion. In 1991, Ryan set school records on beam (9.800) and floor (9.850).




Brenda Scholl
1989-92

Brenda Scholl tied the school vault record as a freshman in 1989 with a 9.700. She set the bars record in 1991 with a 9.850. In 1992, Scholl earned all-Big West honors on the beam.



Jill Snyder
1987-88

Jill Snyder transferred to Utah State from Northern Illinois, where she was the 1985 Mid-American Conference bars champion.




Kris Stano
1982-83

Kris Stano was the third Utah State gymnast to earn All-American status, finishing fourth on the floor exercise at the 1982 AIAW National Championships. One of just two gymnasts inducted into the Utah State Athletics Hall of Fame.

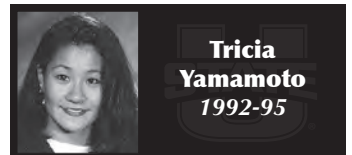


Kris Stano



Emily Swank
1995-98

Emily Swank was a four-year letterwinner and a four-time NACGC/W Academic All-American. She won the Big West Conference title on the bars and was the valedictorian of the College of Science in 1998.



Tricia Yamamoto
1992-95

Tricia Yamamoto became the first USU gymnast to break the 39.000 mark in the all-around in 1995. As a senior, she qualified for the NCAA Championships as the No. 6 individual all-arounder. She finished 36th with a 38.350. In 1993, she earned all-Big West honors on the floor, and in 1995 was the Big West all-around champion, earning all-Big West honors on both bars and floor.



Barb Zahl
1988, 1990-92

Barb Zahl was a four-time all-HCAC honoree and finished 34th at the 1990 NCAA Championships. She tied the school bars (9.800) and floor exercise (9.800) records in 1990. Two years later she again tied the floor mark with a 9.850. Three times Zahl earned academic all-HCAC honors and twice she was named academic All-American. In 1992, Zahl earned all-Big West honors on vault, bars, floor and in the all-around, finishing first on floor. She was a finalist for the 1992 NCAA Woman of the Year award.



Ray Corn
1978-2008

Ray Corn was head coach of the USU Gymnastics program for 31 years, transitioning the program from club level to NCAA status. Corn posted a 448-448-2 overall record, making 26 postseason appearances in his 31 years. He coached three All-Americans, three Olympians and nine NCAA national qualifiers. Corn led the Aggies to four Big West Conference titles, along with the 2005 Western Gymnastics Conference championship. Under Corn's leadership, 32 USU gymnasts earned academic All-American honors 50 times from 1991-2008. A total of 92 gymnasts earned academic all-conference honors under Corn's guidance.



Ray Corn
1977-2008

The first head coach in Utah State gymnastics history, Ray Corn guided the Aggies to 26 postseason appearances, including four consecutive trips to the AIAW National Championships and one visit to the NCAA National Championships. Utah State garnered five conference titles and went 448-448-2 overall, including a 134-120-1 mark in dual meets under his watch. He coached three All-Americans and three Olympians.

1978

(Overall Record: 36-6; Dual Meet Record: 3-1)

Table with columns: Date, Meet, W/L/T, USU, Opponent. Lists results for 1978 including meets like Rocky Mountain Open, Falcon Invitational, and AIAW Regionals.

1979

(35-18 Overall; Dual Meet Record: 4-0)

Table with columns: Date, Meet, W/L/T, USU, Opponent. Lists results for 1979 including Rocky Mountain Open, ASU Invitational, and Denver Invitational.

Table with columns: Date, Meet, W/L/T, USU, Opponent. Lists results for 1979 (continued) and 1980 including CSU Invitational, AIAW Regionals, and AIAW Nationals.

1980

(Overall Record: 23-29; Dual Meet Record: 1-1)

Table with columns: Date, Meet, W/L/T, USU, Opponent. Lists results for 1980 including meets like Rocky Mountain Open, ASU Invitational, and Denver Invitational.

Table with columns: Date, Meet, W/L/T, USU, Opponent. Lists results for 1980 (continued) and 1981 including AIAW Regionals, AIAW Nationals, and Denver Invitational.

1981

(Overall Record: 21-21; Dual Meet Record: 4-3)

Table with columns: Date, Meet, W/L/T, USU, Opponent. Lists results for 1981 including meets like Wolfe's American Cup, AIAW Nationals, and Denver Invitational.



The 1979 team was the first to earn a national championship berth. Jodi Mabb finished 14th in the all-around, helping the Aggies to a 10th-place finish at the AIAW National Championships with a score of 133.700.





The 1982 team posted the highest national finish in Utah State history as the Aggies took ninth at the AIAW National Championships with a score of 137.450. Kris Stano earned All-American honors as she placed fourth on floor, the highest finish ever by an Aggie at the national championships. She was 11th in the all-around, narrowly missing a second All-American honor by one place.

	vs. Air Force	W		131.650	
	vs. Adams State	W		120.900	
2/27	@ Utah	L	140.950	148.200	
	vs. Minnesota	W		135.100	
3/6	@ Boise State	W	138.250	131.450	
	vs. Seattle Pacific	W		126.800	
3/15	@ Nebraska	L	139.450	139.700	
3/28	at AIAW Regionals (3rd)				
	vs. Utah	L	142.400	149.350	
	vs. BYU	L		144.450	
	@ New Mexico	W		138.850	
	vs. Northern Colo.	W		138.000	
	vs. UTEP	W		128.000	
4/10	at AIAW Nationals (14th)				
	@ Utah	L	132.750	145.650	
	vs. UCLA	L		144.100	
	vs. CS Fullerton	L		141.950	
	vs. Penn State	L		141.800	
	vs. Arizona State	L		141.600	
	vs. Florida	L		141.350	
	vs. Oregon State	L		141.150	
	vs. Oklahoma State	L		138.450	
	vs. USC	L		137.000	
	vs. BYU	L		136.000	
	vs. LSU	L		135.450	
	vs. Pittsburgh	L		135.400	
	vs. Louisville	L		134.000	
	vs. Ohio State	W		132.300	
	vs. Missouri	W		130.000	

1982
(Overall Record: 17-13; Dual Meet Record: 8-3)

Date	Meet	W/L/T	USU	Opponent
12/15	Australian Nat'l Team	W	141.700	141.250
1/6	W. Aussie St. Team	W	133.950	132.500
1/18	Nebraska	W	142.850	142.650
1/25	Oral Roberts	W	143.650	140.250
1/30	@ Washington	L	137.600	138.000
2/8	Utah State Invitational (2nd)			
	BYU	L	142.500	145.100
	Northern Colorado	W		134.900
	Montana State	W		133.800
2/14	@ Oklahoma State	W	139.900	139.800
2/16	@ Oral Roberts	W	143.450	138.400
2/19	@ Boise State	W	141.900	134.450
	vs. Seattle Pacific	W		133.450
	vs. Montana	W		122.550
2/22	San Diego State	W	145.750	143.400
3/5	Oklahoma State	W	140.050	136.700
3/6	Penn State	L	139.800	144.400
3/12	@ BYU	L	138.950	143.650
3/20	at AIAW Regionals (2nd)			
	@ BYU	L	142.200	144.000
	vs. Northern Colo.	W		143.650
4/2	at AIAW Nationals (9th)			
	vs. Florida	L	137.450	143.900

	vs. Alabama	L		142.850	
	vs. West Virginia	L		141.400	
	vs. Georgia	L		141.300	
	vs. Ohio State	L		141.050	
	vs. BYU	L		140.850	
	vs. Minnesota	L		140.650	
	vs. Oklahoma State	L		138.500	
	vs. Oral Roberts	W		136.950	
	vs. Washington St.	W		134.400	
	vs. Southern Illinois	W		133.250	

1983
(Overall Record: 14-10; Dual Meet Record: 7-6)

Date	Meet	W/L/T	USU	Opponent
1/4	BYU	W	170.750	170.250
1/13	@ Northern Colo.	W	170.400	163.150
1/15	@ Denver	L	174.250	175.600
	vs. Missouri	W		167.300
1/17	@ Utah	L	170.300	181.750
1/21	@ Penn State	W	171.300	169.300
1/22	@ Clarion	W	158.300	93.450
1/24	@ Minnesota	L	175.000	177.450
1/31	Montana State	W	177.150	153.150
2/7	Boise State	W	175.450	164.000
2/11	Oregon State	L	178.350	181.750
2/12	UCLA	L	180.500	181.500
2/14	Coca-Cola Classic (1st)			
	Washington	W	178.250	173.750
	Washington State	W		170.350
	Southern Utah	W		147.600
2/18	@ Montana State	W	168.200	157.650
2/28	Denver	L	174.550	179.050
3/9	Utah	L	178.550	186.900
3/26	NCAA Regionals (4th)			
	Arizona State	L	174.350	186.900
	Utah	L		185.550
	BYU	L		175.550
	Arizona	W		169.850
	Boise State	W		166.300
	New Mexico	W		132.450

1984
(Overall Record: 9-17; Dual Meet Record: 4-5)

Date	Meet	W/L/T	USU	Opponent
1/16	Boise State	W	176.200	169.550
1/23	Denver	W	178.050	175.600
1/26	@ Washington	L	174.000	182.350
1/28	@ Oregon State	L	177.150	180.950
	vs. USC	L		180.650
1/31	Coca-Cola Classic (1st)			
	BYU	W	179.000	175.600
	Northern Colorado	W		166.550
2/6	@ Utah	L	180.250	190.900
	vs. Minnesota	W		178.050
2/11	@ Boise State	W	172.600	170.600

2/13	Montana	W	172.150	166.000
2/18	at UCLA Invitational (3rd)			
	@ UCLA	L	174.550	187.350
	vs. Arizona State	L		182.000
	vs. USC	W		174.400
	vs. CS Northridge	W		164.850
2/27	@ Denver	L	172.600	178.000
3/6	New Mexico	L	174.800	178.550
3/8	Utah	L	179.200	186.750
	Penn State	L		180.800
3/10	Florida	L	179.450	185.400
3/13	@ BYU	L	174.850	179.300
3/24	at NCAA Regionals (6th)			
	@ Utah	L	168.850	187.300
	vs. Arizona State	L		184.700
	vs. Arizona	L		181.100
	vs. Minnesota	L		176.300
	vs. Oklahoma	L		176.100

1985
(Overall Record: 11-14-1; Dual Meet Record: 3-6)

Date	Meet	W/L/T	USU	Opponent
1/5	@ Boise State	W	174.650	169.700
1/12	vs. Arizona	L	170.850	181.500
	vs. Seattle Pacific	W		169.050
	@ Montana	W		167.450
1/14	Denver	W	177.500	175.150
	Boise State	W		169.050
1/21	Montana	W	176.400	169.700
1/29	Coca-Cola Classic (1st)			
	Washington State	W	175.050	170.850
	Southern Utah	W		150.150
2/2	@ BYU	L	175.300	178.000
2/9	@ Utah	L	176.400	189.700
2/16	@ Denver	L	175.700	177.250
2/22	at Shanico Invite (T-5th)			
	@ Oregon State	L	174.000	185.850
	vs. Washington	L		181.400
	vs. Stanford	L		179.000
	vs. New Mexico	L		178.250
	vs. San Diego State	T		174.000
2/25	Washington State	W	179.100	177.650
3/2	vs. Stanford	L	175.200	176.750
	@ San Diego State	L		175.750
	vs. Long Beach State	W		170.800
3/4	Oregon State	L	180.450	183.300
3/5	Utah	L	180.950	186.700
3/10	@ California	L	178.950	180.750
	vs. Long Beach State	W		174.600
3/15	BYU	L	181.600	181.600

1986
(Overall Record: 24-11; Dual Meet Record: 5-2)

Date	Meet	W/L/T	USU	Opponent
1/11	@ Southern Utah	W	175.800	147.550
	vs. Cal Poly Pomona	W		143.000
1/13	Wisconsin	W	178.850	167.450
1/25	California	W	178.450	178.150
1/31	@ Washington State	W	175.500	172.550
	vs. Montana	W		169.750
	vs. Spokane College	W		160.250
2/3	@ Oregon State	L	182.050	182.750
2/7	at Cactus Classic (4th)			
	@ Arizona	L	176.850	183.550
	vs. Oklahoma	L		177.450
	vs. BYU	L		177.350
	vs. Denver	W		175.100
	vs. USC	W		149.700
2/15	vs. Arizona	W	184.700	183.700
	@ New Mexico	W		182.300
2/17	USU Invitational (1st)			
	Boise State	W	184.050	174.100
	Seattle Pacific	W		173.500
	Montana State	W		169.500
3/3	BYU	W	184.750	176.750
3/4	@ Utah	L	184.050	188.750
3/10	Coca-Cola Classic (2nd)			
	Utah	L	183.850	186.250
	Long Beach State	W		170.500
	Washington State	W		138.350
3/15	vs. Minnesota	W	181.200	180.950
	@ BYU	W		177.650
3/22	at HCAC Champ. (2nd)			
	@ Utah	L	181.150	186.850



	vs. BYU	W	177.750
	vs. New Mexico	W	171.600
3/27	@ Oklahoma State	W	184.000 182.200
3/29	@ Oklahoma	W	182.550 182.150
4/5	at NCAA Regionals (5th)		
	@ Utah	L	182.750 187.750
	vs. Arizona State	L	187.700
	vs. Arizona	L	184.850
	vs. Oklahoma	L	184.100
	vs. Nebraska	W	181.600

1987
(Overall Record: 15-11; Dual Meet Record: 4-2)

Date	Meet	W/L/T	USU	Opponent
1/19	Minnesota	W	184.750	178.850
1/26	@ Utah	L	184.700	189.000
	vs. Washington	W		182.650
1/30	at Cactus Classic (2nd)			
	@ Arizona	L	181.700	185.150
	vs. Minnesota	W		178.850
	vs. Denver	W		177.600
	vs. BYU	W		175.450
	vs. Kentucky	W		174.700
2/7	@ Montana State	W	178.900	171.300
2/20	@ BYU	W	182.700	177.200
2/23	Montana State	W	182.050	171.850
	Southern Utah	W		153.150
3/9	New Mexico	W	186.150	184.100
3/11	Oklahoma	L	186.100	186.250
3/16	Coca-Cola Classic (1st)			
	BYU	W	186.700	177.150
	Alaska-Anchorage	W		97.400
3/23	Michigan State	L	185.650	185.800
3/28	at HCAC Champ. (3rd)			
	@ Utah	L	184.850	187.405
	vs. New Mexico	L		185.400
	vs. BYU	W		178.550
4/11	at NCAA Regionals (6th)			
	@ Arizona State	L	182.600	189.000
	vs. Utah	L		188.600
	vs. Arizona	L		187.250
	vs. Nebraska	L		185.150
	vs. Oklahoma	L		184.600
	vs. New Mexico	W		180.700

1988
(Overall Record: 17-13; Dual Meet Record: 6-2)

Date	Meet	W/L/T	USU	Opponent
1/9	@ Washington	L	176.700	178.200
1/11	Southern Utah	W	180.650	141.450
1/16	vs. Arizona	L	181.950	182.700
	@ BYU	W		176.850
	vs. Minnesota	W		174.000
1/25	Washington	W	182.200	176.150
1/29	vs. Utah	L	180.650	185.600
	@ Arizona State	L		185.250
	vs. Washington	L		182.350
2/6	@ Boise State	W	179.550	179.150
	vs. Alaska	W		138.100
2/8	Denver	W	184.600	180.500
2/19	@ BYU	W	184.200	180.050
2/22	@ Utah	L	185.600	190.550
	vs. CS Fullerton	W		185.450
	vs. Nebraska	W		185.200
2/26	@ Michigan State	L	182.750	184.350
2/29	Oregon State	L	187.050	188.900
	Boise State	W		179.350
3/7	BYU	W	187.350	182.450
3/26	HCAC Championships (2nd)			
	Utah	L	186.400	190.900
	BYU	W		185.000
	New Mexico	W		184.500
4/4	Stanford	W	187.450	184.900
4/9	at NCAA Regionals (5th)			
	vs. Utah	L	184.800	190.200
	vs. Arizona State	L		187.100
	vs. Nebraska	L		187.050
	vs. Arizona	L		186.450
	@ Oklahoma	W		184.550
	vs. Houston Baptist	W		182.350

1989
(Overall Record: 12-17; Dual Meet Record: 3-5)

Date	Meet	W/L/T	USU	Opponent
1/16	@ Utah	L	181.450	187.600
	vs. Iowa	W		178.750
1/27	@ Denver	L	182.850	183.350
2/6	BYU	W	184.600	184.500
2/13	Denver	W	185.300	182.400
	Houston Baptist	W		182.150
	Southern Utah	W		158.650
2/18	@ Oregon State	L	183.500	188.700
2/20	Georgia	L	187.400	190.500
2/25	at Cardinal Invitational (3rd)			
	vs. Arizona	L	187.500	190.700
	@ Stanford	L		188.100
	vs. Michigan	W		184.100
3/4	Utah	L	188.900	191.600
3/6	Missouri	W	188.100	181.500
3/11	@ New Mexico	L	184.500	188.400
	vs. Houston Baptist	L		185.550
3/18	at HCAC Championships (3rd)			
	vs. Utah	L	186.600	191.800
	@ BYU	L		188.800
	vs. Boise State	W		186.150
	vs. New Mexico	W		184.500
	vs. Denver	W		181.600
3/20	New Mexico	W	188.500	185.700
3/25	@ BYU	L	188.500	190.550
4/1	at NCAA Regionals (6th)			
	@ Utah	L	188.300	192.800
	vs. Nebraska	L		192.400
	vs. Arizona State	L		190.000
	vs. Oklahoma	L		190.000
	vs. Arizona	L		188.900
	vs. BYU	W		187.000

1990
(Overall Record: 18-10-1; Dual Meet Record: 10-2-1)

Date	Meet	W/L/T	USU	Opponent
1/15	@ Southern Utah	W	181.950	174.400
1/19	@ Utah	L	184.550	191.950
1/22	Southern Utah	W	182.950	175.350
1/29	Boise State	W	186.250	184.650
2/2	@ Wisconsin	W	187.450	184.500
2/4	@ Minnesota	W	186.500	186.000
2/12	BYU	W	188.700	187.700
2/19	@ Boise State	W	185.350	184.600
3/3	at Georgia Invitational (2nd)			
	@ Georgia	L	186.900	191.750
	vs. Kentucky	W		185.400
	vs. BYU	W		185.200
	vs. West Virginia	W		184.050
	vs. North Carolina	W		177.500
3/9	@ BYU	T	188.150	188.150
3/12	Rhode Island	W	188.700	179.900
3/17	Utah	L	189.050	191.450
3/19	New Hampshire	W	188.800	186.500
3/24	at HCAC Championships (3rd)			
	@ Utah	L	188.850	194.500

	vs. BYU	L	188.900
	vs. New Mexico	W	188.000
	vs. Denver	W	186.500
	vs. Boise State	W	184.550
3/26	New Mexico	W	192.600 186.000
4/7	at NCAA Regionals (6th)		
	@ Utah	L	187.550 194.950
	vs. Nebraska	L	191.225
	vs. Arizona	L	188.775
	vs. Oklahoma	L	187.825
	vs. Arizona State	L	187.800
	vs. BYU	W	185.350

1991
(Overall Record: 14-22; Dual Meet Record: 6-5)

Date	Meet	W/L/T	USU	Opponent
1/11	Oregon State	L	186.000	190.100
1/20	at Missouri Invitational (2nd)			
	@ Missouri	L	186.250	188.200
	vs. Michigan	W		184.750
	vs. Iowa	W		184.350
1/26	@ Southern Utah	W	189.300	181.350
2/2	@ Utah	L	190.600	195.600
2/4	Southern Utah	W	188.750	182.550
2/11	Boise State	W	192.000	183.800
2/15	at ASU Southwest Cup (2nd)			
	@ Arizona State	L	187.350	188.900
	vs. Michigan	W		184.750
	vs. Iowa	W		184.350
2/20	Utah	L	190.800	192.400
2/24	@ New Mexico	W	191.400	184.950
3/2	@ Boise State	W	188.900	187.700
	vs. Washington	W		187.500
3/5	BYU	L	191.000	191.200
3/7	@ BYU	L	191.950	194.050
3/11	New Mexico	W	189.250	182.300
3/23	Arizona State	W	192.350	190.450
4/6	at NCAA Regionals (5th)			
	vs. Utah	L	190.575	194.625
	@ Arizona	L		191.925
	vs. BYU	L		191.100
	vs. Arizona State	L		190.750
	vs. Nebraska	W		188.275
	vs. Oklahoma	W		188.125
4/9	at NCAA Nationals (12th)			
	@ Alabama	L	185.950	195.125
	vs. Utah	L		194.375
	vs. Georgia	L		193.375
	vs. Oregon State	L		192.350
	vs. Penn State	L		190.950
	vs. Florida	L		189.700
	vs. LSU	L		188.600
	vs. BYU	L		187.700
	vs. Arizona State	L		187.650
	vs. Auburn	L		187.650
	vs. Arizona	L		187.475



The 1991 squad is the only team to qualify for the NCAA National Championships, placing 12th with a score of 185.950.



ALL-TIME RESULTS

1992

(Overall Record: 16-15; Dual Meet Record: 4-3)

Date	Meet	W/L/T	USU	Opponent
1/20	@ Utah	L	185.550	194.000
	vs. BYU	L		187.550
	vs. Southern Utah	W		184.000
1/27	Stanford	W	189.300	187.050
2/7	@ Utah	L	188.600	195.750
2/10	BYU	W	190.600	189.700
2/14	Oklahoma	W	190.500	186.400
2/21	@ Arizona State	L	189.250	192.600
	vs. Washington	W		185.850
	vs. Boise State	W		184.250
2/24	Utah	L	190.650	195.650
3/2	@ Southern Utah	W	191.700	187.500
3/6	@ Oregon State	L	187.100	194.400
	vs. Arizona State	L		191.800
	vs. Washington	W		184.450
3/14	@ BYU	L	191.900	194.300
	vs. Southern Utah	W		188.850
	vs. Boise State	W		185.950
3/16	Nebraska	L	189.950	190.000
	Southern Utah	W		187.800
	Boise State	W		185.950
3/21	@ Oklahoma	L	191.550	192.750
3/28	Big West Championships (1st)			
	Cal State Fullerton	W	192.700	191.000
	UC Santa Barbara	W		189.750
	San José State	W		170.600
4/6	at NCAA Regionals (6th)			
	@ Utah	L	189.350	197.075
	vs. Arizona	L		194.100
	vs. Arizona State	L		191.950
	vs. BYU	L		191.900
	vs. Nebraska	L		191.225
	vs. Oklahoma	W		188.700

1993

(Overall Record: 14-14; Dual Meet Record: 4-4)

Date	Meet	W/L/T	USU	Opponent
1/9	@ Denver	W	188.850	185.800
1/18	@ Utah	L	188.450	196.950
	vs. BYU	W		187.950
	vs. Southern Utah	W		186.300
1/22	Arizona State	L	189.700	190.050
2/4	@ Boise State	L	190.450	191.550
2/8	@ Utah	L	187.800	196.300
	vs. Iowa State	W		183.400
2/12	Oregon State	W	190.600	189.000
2/15	@ Southern Utah	W	190.950	189.950
2/22	Michigan	L	191.150	192.250
	BYU	L		191.200
2/26	Cal State Fullerton	W	190.850	189.350
3/1	Utah	L	191.400	195.850
3/8	Southern Utah	L	191.650	191.800
	Boise State	W		190.650
	Denver	W		185.900
3/12	@ BYU	L	189.650	193.600
3/20	at Big West Championships (2nd)			
	@ Cal State Fullerton	L	189.500	191.700
	vs. UC Santa Barbara	W		185.800
	vs. Sacramento State	W		183.950
	vs. San José State	W		182.450
4/3	NCAA Regionals (5th)			
	Utah	L	189.850	196.980
	Arizona	L		193.980
	Arizona State	L		193.200
	BYU	L		192.800
	Oklahoma	W		187.900
	Nebraska	W		187.575

1994

(Overall Record: 15-11; Dual Meet Record: 7-3)

Date	Meet	W/L/T	USU	Opponent
1/10	Kentucky	W	183.675	175.200
1/21	@ Washington	L	186.400	187.100
	vs. Boise State	W		184.875
	vs. Alaska-Anchorage	W		169.875
1/27	@ Denver	W	188.675	184.175
	vs. Oklahoma	W		184.350
	vs. Air Force	W		181.025
1/31	Boise State	W	189.050	184.475
2/7	@ Utah	L	190.050	194.675
2/11	@ Boise State	W	192.125	188.225

2/14	Washington	W	191.400	188.950
2/25	@ BYU	L	190.175	193.350
2/28	Southern Utah	W	190.350	184.775
3/7	BYU	W	193.750	192.975
3/12	Utah	L	192.800	194.200
3/21	@ Southern Utah	W	188.050	185.875
3/27	at Big West Championships (2nd)			
	vs. Cal State Fullerton	L	190.450	190.500
	vs. UC Santa Barbara	W		189.050
	vs. Sacramento State	W		185.075
	@ San José State	W		180.050
4/9	at NCAA Regionals (7th)			
	vs. Utah	L	188.450	194.100
	vs. BYU	L		192.875
	@ Arizona State	L		191.875
	vs. Nebraska	L		190.100
	vs. Arizona	L		190.050
	vs. Oklahoma	L		189.800

1995

(Overall Record: 11-14; Dual Meet Record: 6-2)

Date	Meet	W/L/T	USU	Opponent
1/15	@ Nebraska	L	188.400	190.275
1/23	Denver	W	188.850	182.500
1/27	@ Oregon State	L	184.850	192.525
	vs. Seattle Pacific	W		177.050
2/6	@ Utah	L	190.100	196.300
	vs. Minnesota	L		190.650
	vs. Southern Utah	L		190.300
2/17	@ Boise State	W	192.275	190.875
2/25	BYU	W	192.450	189.350
2/27	Boise State	W	190.400	187.975
3/4	@ BYU	L	190.475	192.625
	vs. Stanford	L		192.225
3/6	Southern Utah	W	193.950	192.775
3/11	Utah	L	193.925	197.175
3/20	@ Southern Utah	W	193.950	192.275
3/25	at Big West Championships (2nd)			
	vs. Cal State Fullerton	L	190.550	191.375
	vs. Boise State	W		190.400
	@ UC Santa Barbara	W		189.675
	vs. San José State	W		183.900
4/8	at NCAA Regionals (6th)			
	vs. Utah	L	191.950	196.625
	@ Nebraska	L		194.725
	vs. BYU	L		194.050
	vs. Arizona State	L		193.250
	vs. Arizona	L		192.875
	vs. Oklahoma	W		191.050

1996

(Overall Record: 12-14; Dual Meet Record: 3-4)

Date	Meet	W/L/T	USU	Opponent
1/19	Utah	L	188.050	192.350
1/29	Boise State	W	192.650	189.600
2/1	BYU	L	193.275	193.825
2/5	@ Southern Utah	W	193.275	192.775
2/16	@ Arizona State	L	190.775	195.850
	vs. Nebraska	L		193.925
	vs. California	L		191.400

2/19	Southern Utah	W	193.425	193.250
	Auburn	W		191.450
2/23	@ Utah	L	192.800	196.100
3/1	vs. Arizona	L	192.600	195.075
	@ BYU	L		194.625
3/4	West Virginia	W	192.025	191.225
	UC Davis	W		185.125
3/9	@ Denver	L	192.100	192.775
3/23	@ Boise State	W	194.150	193.300
3/30	Big West Championships (1st)			
	Boise State	W	193.650	191.925
	Cal State Fullerton	W		191.775
	San José State	W		191.525
	UC Santa Barbara	W		190.800
4/13	at NCAA Regionals (6th)			
	@ Utah	L	193.050	196.675
	vs. Arizona	L		195.750
	vs. Nebraska	L		195.300
	vs. BYU	L		194.925
	vs. Arizona State	L		194.075
	vs. Denver	W		191.950

1997

(Overall Record: 10-11; Dual Meet Record: 5-5)

Date	Meet	W/L/T	USU	Opponent
1/18	@ Boise State	W	193.000	189.550
1/24	Utah	L	193.625	196.750
1/31	Minnesota	W	193.825	193.650
2/8	@ BYU	L	192.500	193.750
2/17	@ Utah	L	192.750	196.925
2/21	Boise State	W	195.475	193.625
	Texas Woman's	W		187.950
2/24	@ Southern Utah	W	194.750	194.475
3/1	@ Texas Woman's	W	197.225	194.000
3/7	BYU	L	194.600	195.600
3/10	Southern Utah	W	196.025	193.775
3/15	@ Michigan	L	195.550	196.800
3/22	at Big West Championships (2nd)			
	vs. Boise State	L	194.075	194.300
	vs. UC Santa Barbara	W		193.575
	@ Cal State Fullerton	W		191.025
4/5	at NCAA Regionals (6th)			
	@ Utah	L	193.675	195.700
	vs. Arizona State	L		195.225
	vs. Nebraska	L		195.150
	vs. BYU	L		194.025
	vs. Arizona	L		193.875
	vs. Denver	W		192.525

1998

(Overall Record: 8-17; Dual Meet Record: 2-8)

Date	Meet	W/L/T	USU	Opponent
1/17	@ Boise State	W	190.650	190.200
1/23	@ Washington	L	187.125	191.250
	vs. California	W		186.650
	vs. Sacramento State	W		178.825
1/30	BYU	L	193.125	194.175
2/2	Utah	L	193.400	195.950
2/7	@ Minnesota	L	189.875	194.000
2/13	UC Santa Barbara	W	194.100	184.450



The 1997 team recorded the top score in school history on vault with a 49.325 on March 1 at Texas Woman's. That squad is also tied for the fifth-highest vault scores in program history with a 49.175 (March 15 at Michigan).



2/20	Boise State	L	193.425	194.450
2/23	@ Southern Utah	L	192.200	192.875
2/27	@ Utah	L	192.775	196.175
3/2	@ BYU	L	191.575	194.775
3/6	Washington	L	191.725	194.775
	Auburn	L		192.200
	Southern Utah	W		189.400
3/14	@ Alabama	L	193.500	196.950
3/21	at Big West Championships (1st)			
	@ Boise State	W	194.525	194.275
	vs. Cal State Fullerton	W		187.050
	vs. UC Santa Barbara	W		186.475
4/4	at NCAA Regionals (7th)			
	vs. Utah	L	191.175	195.575
	vs. BYU	L		195.500
	@ Arizona State	L		195.025
	vs. Arizona	L		194.750
	vs. Nebraska	L		194.275
	vs. Oklahoma	L		193.125

1999

(Overall Record: 17-5; Dual Meet Record: 7-1)

Date	Meet	W/L/T	USU	Opponent
1/22	Southern Utah	W	191.025	189.700
	Sacramento State	W		187.125
1/29	California	W	192.950	180.425
2/6	@ Boise State	W	193.125	192.700
	vs. Washington	W		192.550
2/12	@ Southern Utah	W	193.950	191.950
2/19	@ BYU	W	193.925	193.200
2/21	@ UC Santa Barbara	W	190.850	186.175
2/26	Utah	L	195.675	197.625
	Boise State	W		194.200
3/2	BYU	W	195.475	193.975
3/6	Southern Utah	W	194.275	193.475
3/13	Alabama	L	195.575	196.850
3/20	@ Auburn	W	193.925	193.225
3/27	at Big West Championships (2nd)			
	vs. Boise State	L	195.200	195.475
	@ Cal State Fullerton	W		192.325
	vs. UC Santa Barbara	W		187.925
4/10	NCAA Regionals (3rd)		194.575	
	Georgia	L		197.375
	Florida	L		195.225
	Denver	W		194.200
	Minnesota	W		194.200
	Iowa State	W		194.175

2000

(Overall Record: 12-13; Dual Meet Record: 5-4)

Date	Meet	W/L/T	USU	Opponent
1/14	@ Utah	L	190.375	195.650
1/26	Boise State	W	191.625	190.100
2/4	@ Sacramento State	L	190.450	190.475
2/7	Utah	L	193.175	197.075
2/11	BYU	W	195.550	195.450
2/14	@ Southern Utah	W	194.575	193.300
2/18	Denver	L	194.525	194.975
	Southern Utah	W		193.575
	UC Santa Barbara	W		190.600
2/24	@ BYU	L	194.250	195.600
2/27	@ Nebraska	L	192.750	196.775
	vs. West Virginia	L		195.475
	vs. Southern Utah	L		193.075
3/3	Texas Woman's	W	195.325	189.775
3/7	@ Boise State	W	194.725	194.650
3/12	vs. Missouri	W	195.900	195.050
	@ Texas Woman's	W		193.000
3/18	Big West Championships (2nd)			
	Boise State	L	194.250	196.225
	Cal State Fullerton	W		194.200
	UC Santa Barbara	W		191.550
4/1	at NCAA Regionals (5th)			
	vs. Utah	L	192.950	196.325
	vs. West Virginia	L		195.475
	vs. Denver	L		195.450
	@ Minnesota	L		194.750
	vs. Southern Utah	W		191.800

2001

(Overall Record: 10-14; Dual Meet Record: 4-5)

Date	Meet	W/L/T	USU	Opponent
1/15	@ Boise State	L	188.800	192.225
1/21	vs. Oklahoma	L	193.850	195.300



Christy Denson shares the school record on two events. She recorded a 9.975 on floor on Feb. 26, 1999, in a tri-meet against Boise State and Utah. The following season, she scored another 9.975, this time on bars, at the Big West Conference Championships on March 18. Since then, Amber Jamison notched a 9.975 on bars and Madi Ward-Sessions scored a 9.975 on floor.

	@ California	L		195.175
	vs. Arizona	W		193.350
1/26	Boise State	W	194.075	193.600
2/2	Southern Utah	W	194.350	194.025
2/6	@ Utah	L	194.325	197.125
2/10	@ Denver	L	194.900	195.900
2/17	Missouri	W	193.900	193.025
2/26	San José State	L	193.750	193.975
3/4	@ UCLA	L	192.225	197.700
	vs. California	L		195.025
	vs. UC Santa Barbara	W		188.575
3/9	BYU	W	196.025	195.500
3/12	@ Southern Utah	L	194.300	195.300
3/16	@ BYU	L	195.750	197.325
3/24	at Big West Championships (1st)			
	vs. Cal State Fullerton	W	195.675	194.850
	vs. Boise State	W		194.250
	@ UC Santa Barbara	W		193.575
4/7	at NCAA Regionals (5th)			
	@ Utah	L	191.200	194.075
	vs. Denver	L		193.900
	vs. Iowa State	L		193.375
	vs. West Virginia	L		192.400
	vs. Air Force	W		190.200

2002

(Overall Record: 7-20; Dual Meet Record: 2-6)

Date	Meet	W/L/T	USU	Opponent
1/4	Cal State Fullerton	W	192.750	191.375
1/11	@ Arizona State	L	191.700	193.350
1/26	@ San José State	L	191.475	192.425
	vs. UC Davis	W		190.875
	vs. Alaska	W		184.300
2/1	@ Boise State	L	192.550	192.775
2/6	BYU	L	191.925	195.425
2/15	Utah	L	193.600	196.350
2/22	@ BYU	L	192.850	195.775
	vs. Boise State	L		193.250
2/27	Boise State	W	193.400	193.350
3/2	vs. Denver	L	191.700	195.675
	@ Missouri	L		194.775
	vs. Illinois State	L		193.000
3/8	Arizona State	L	195.425	196.100
	Southern Utah	W		195.275
3/13	@ Southern Utah	L	194.850	196.000

3/15	@ Cal State Fullerton	L	192.825	195.000
3/22	WGC Championships (3rd)			
	Denver	L	195.550	195.825
	Southern Utah	L		195.575
	Boise State	W		194.900
	Cal State Fullerton	W		193.250
4/6	at NCAA Regionals (6th)			
	vs. Georgia	L	193.400	196.125
	vs. Stanford	L		196.125
	@ Denver	L		196.000
	vs. Missouri	L		195.000
	vs. Air Force	L		193.775

2003

(Overall Record: 9-13; Dual Meet Record: 3-4)

Date	Meet	W/L/T	USU	Opponent
1/12	@ Cal State Fullerton	L	192.050	193.875
	vs. Illinois-Chicago	W		191.700
1/19	@ Oklahoma	L	192.875	195.950
	vs. Boise State	W		191.475
1/24	Boise State	W	195.350	193.675
2/7	Utah	L	196.150	197.825
2/10	@ Southern Utah	L	195.150	195.550
2/14	@ N.C. State	L	194.350	195.575
	vs. William & Mary	W		193.175
	vs. Rhode Island	W		190.825
2/21	BYU	W	195.975	195.675
2/28	Ohio State	L	195.275	196.375
3/7	vs. Southern Utah	L	195.225	195.875
	@ BYU	L		195.425
	vs. Central Michigan	L		195.250
3/10	Southern Utah	W	195.850	195.375
	Central Michigan	W		195.075
3/14	N.C. State	W	196.675	195.775
3/22	@ Ohio State	L	195.100	196.925
3/29	at WGC Championships (4th)			
	vs. Boise State	L	194.350	195.650
	vs. Cal State Fullerton	L		195.600
	@ Southern Utah	L		195.375

2004

(Overall Record: 9-12; Dual Meet Record: 3-6)

Date	Meet	W/L/T	USU	Opponent
1/17	at Rocky Mtn. Open (2nd)			
	vs. San José State	L	192.800	193.875
	@ Air Force	W		191.650
	vs. Texas Woman's	W		191.325
	vs. Wis.-Eau Claire	W		185.525
1/23	@ California	L	194.150	195.950
	vs. Arizona State	L		194.250
	vs. San José State	W		193.875
1/30	@ Boise State	L	194.100	195.700
2/6	Southern Utah	W	196.000	195.700
2/13	@ BYU	L	195.250	196.425
2/16	@ Southern Utah	W	196.000	195.225
2/20	Missouri	L	195.350	196.350
	Boise State	W		194.050
2/27	@ Utah	L	195.475	198.050
3/5	California	L	195.350	195.825
3/8	Cal State Fullerton	W	195.925	195.700
3/12	BYU	L	196.225	198.025
3/15	Denver	L	195.450	197.100
3/19	at WGC Championships (3rd)			
	@ Boise State	L	194.300	196.675
	vs. Southern Utah	L		194.500
	vs. Cal State Fullerton	W		194.100

2005

(Overall Record: 8-13; Dual Meet Record: 5-6)

Date	Meet	W/L/T	USU	Opponent
1/14	Utah	L	193.850	195.675
1/16	@ Central Michigan	L	191.850	194.050
2/1	BYU	L	190.600	194.125
2/8	@ Southern Utah	L	192.625	193.900
2/11	Denver	W	194.925	194.875
2/18	@ Boise State	W	194.550	193.400
2/25	Boise State	W	195.450	194.200
3/1	@ Texas Woman's	L	195.900	195.950
3/7	California	W	195.325	192.350
3/10	@ BYU	L	195.100	196.425
3/14	Southern Utah	W	195.825	194.700
3/19	vs. Kentucky	L	194.550	195.375
	@ Denver	L		195.250
3/25	at WGC Championships (1st)			



ALL-TIME RESULTS

	vs. Southern Utah	W	195.150	194.350
	vs. Boise State	W		193.700
	@ Cal State Fullerton	W		193.550
4/9	at NCAA Regionals (6th)			
	@ Alabama	L	192.375	196.675
	vs. Iowa State	L		195.625
	vs. Auburn	L		194.800
	vs. Kentucky	L		193.325
	vs. Kent State	L		192.500

2006

(Overall Record: 7-17; Dual Meet Record: 0-7)

Date	Meet	W/L/T	USU	Opponent
1/8	vs. N.C. State	L	187.925	188.575
	vs. San José State	L		188.450
	@ Cal State Fullerton	L		187.975
1/15	vs. LSU	L	192.875	194.050
	@ Texas Woman's	W		190.475
	vs. Centenary	W		188.125
1/20	BYU	L	193.275	193.375
1/27	@ Utah	L	192.675	197.200
	vs. Southern Utah	L		193.175
2/2	@ BYU	L	192.550	193.520
2/10	Texas Woman's	W	193.350	191.125
	Washington	W		190.400
2/17	@ Boise State	L	192.225	193.525
	vs. Seattle Pacific	W		188.375
2/24	Sacramento State	L	192.175	193.750
3/3	@ Southern Utah	L	192.650	194.000
3/10	Boise State	L	193.300	194.425
3/13	Southern Utah	L	193.775	195.125
3/18	@ Minnesota	L	191.175	194.850
3/25	WAC Championships (4th)			
	Sacramento State	L	193.100	193.950
	Boise State	L		193.775
	Southern Utah	L		193.600
	San José State	W		192.800
	Cal State Fullerton	W		192.600

2007

(Overall Record: 11-15; Dual Meet Record: 4-5)

Date	Meet	W/L/T	USU	Opponent
1/7	@ Sacramento State	L	190.000	191.375
	vs. Wis.-La Crosse	W		185.100
1/12	@ Washington	L	191.400	193.000
1/22	BYU	L	193.800	195.475
1/25	@ San José State	W	194.225	193.025
	vs. Boise State	W		190.700
	vs. Seattle Pacific	W		189.875
2/1	Boise State	W	193.725	191.650
2/9	Utah	L	194.325	196.575
2/16	@ Southern Utah	L	192.275	194.575
2/23	Southern Utah	W	195.675	194.700
3/2	Alaska	W	194.525	186.750
3/9	vs. Oregon State	L	194.675	195.375
	@ BYU	L		195.125
3/17	Minnesota	L	193.800	195.200
3/23	@ Boise State	W	194.775	192.725
3/31	at WAC Championships (3rd)			
	vs. Sacramento State	L	195.175	195.275
	@ Southern Utah	L		195.225
	vs. San José State	W		193.750
	vs. Cal State Fullerton	W		193.625
	vs. Boise State	W		193.300
4/14	at NCAA Regionals (6th)			
	vs. Georgia	L	192.525	197.275
	@ Denver	L		195.825
	vs. Penn State	L		195.775
	vs. BYU	L		193.300
	vs. Minnesota	L		192.900



Jeff Richards
2008-2013

Jeff Richards took over the head coaching reins following the retirement of Ray Corn and led the Aggies for five seasons. He compiled an overall record of 18-85 and a regular-season mark of 12-67. He coached 11 different NCAA Regional Championships participants, including three-time qualifiers Lyndsie Boone (2009, '10, '11), Jackie Dillon (2009, '10, '11) and Paige Jones (2011, '12, '13).

2008

(Overall Record: 6-18; Dual Meet Record: 2-7)

Date	Meet	W/L/T	USU	Opponent
1/11	@ Boise State	L	187.925	192.625
1/18	Sacramento State	L	191.050	192.575
1/22	Boise State	L	192.400	195.700
1/27	@ Cal State Fullerton	W	191.700	191.600
2/4	@ Southern Utah	L	192.250	196.000
2/9	vs. Oklahoma	L	192.275	195.925
	@ Denver	L		195.700
	vs. Air Force	W		186.375
2/15	BYU	L	192.425	193.725
	New Hampshire	W		190.900
2/22	@ Utah	L	189.650	197.200
	vs. Southern Utah	L		193.100
2/29	Denver	L	192.300	195.250
3/7	San José State	W	194.450	194.125
3/10	@ BYU	L	194.250	196.300
3/14	vs. Kentucky	L	193.900	195.200
	@ Texas Woman's	L		194.200
	vs. Centenary	W		192.025
3/21	Southern Utah	L	193.150	195.075
3/29	at WAC Championships (5th)			
	@ Boise State	L	194.150	194.925
	vs. San José State	L		194.725
	vs. Southern Utah	L		194.575
	vs. Sacramento State	L		194.275
	vs. Cal State Fullerton	W		192.650

2009

(Overall Record: 1-19; Dual Meet Record: 1-9)

Date	Meet	W/L/T	USU	Opponent
1/10	@ Kentucky	L	187.150	191.100
1/16	Central Michigan	L	190.800	193.025
1/26	@ Southern Utah	L	191.925	194.750
1/30	@ Boise State	L	193.600	194.350
2/6	Cal State Fullerton	L	192.225	192.575
2/9	Utah	L	193.500	196.950
2/20	vs. San José State	L	191.375	194.850
	@ BYU	L		192.575
	vs. Boise State	L		191.950
2/27	vs. Boise State	L	190.250	195.325
	@ Sacramento State	L		192.050
3/6	Pittsburgh	L	192.675	194.550
3/8	@ San José State	L	191.150	194.150
3/13	BYU	W	193.825	191.975
3/16	Southern Utah	L	191.050	194.950
3/21	at WAC Championships (6th)			
	vs. Boise State	L	192.425	196.525
	@ Sacramento State	L		195.350
	vs. Southern Utah	L		195.175
	vs. San José State	L		194.875
	vs. Cal State Fullerton	L		192.975

2010

(Overall Record: 4-18; Dual Meet Record: 0-8)

Date	Meet	W/L/T	USU	Opponent
1/15	@ Central Michigan	L	187.275	192.275
1/17	at UNH Invitational (3rd)			
	@ New Hampshire	L	191.650	195.000
	vs. Ball State	L		192.850
	vs. Yale	W		186.525
1/22	@ Southern Utah	L	191.225	195.050
1/29	Boise State	L	191.125	191.625
2/5	vs. Denver	L	190.475	195.050
	@ BYU	L		194.975
2/12	@ Utah	L	178.250	196.225
2/15	Southern Utah	L	186.675	195.075
2/19	BYU	L	190.725	195.350
2/26	vs. UCLA	L	188.700	197.250
	@ Cal State Fullerton	L		191.750
3/5	@ Boise State	L	189.225	195.625
	vs. BYU	L		193.750

3/12	San José State	L	193.725	194.675
3/19	Sacramento State	L	192.050	194.650
3/27	at WAC Championships (3rd)			
	vs. Southern Utah	L	193.675	195.800
	vs. Boise State	L		195.700
	vs. San José State	W		193.600
	@ Cal State Fullerton	W		193.175
	vs. Sacramento State	W		192.650

2011

(Overall Record: 3-18; Dual Meet Record: 1-6)

Date	Meet	W/L/T	USU	Opponent
1/7	Southern Utah	L	192.800	193.475
1/14	BYU	L	192.000	193.075
	Arizona			192.725
1/21	@ San José State	L	191.350	194.700
	vs. Wis.-Eau Claire	W		181.675
1/29	@ BYU	L	191.900	194.925
	vs. Iowa State	L		194.925
	vs. Southern Utah	L		194.275
2/4	@ Southern Utah	L	192.125	194.000
2/11	@ Sacramento State	L	190.625	192.000
2/18	Boise State	L	193.600	196.250
2/25	Utah	L	193.150	196.550
2/27	@ Boise State	L	192.650	195.475
3/4	Cal State Fullerton	W	194.550	190.700
3/12	vs. Iowa	L	193.150	196.450
	@ Southern Utah	L		195.400
3/19	at WAC Championships (5th)			
	vs. Boise State	L	191.850	195.700
	vs. Southern Utah	L		194.825
	@ San José State	L		193.925
	vs. Sacramento State	L		193.550
	vs. Cal State Fullerton	W		191.650

2012

(Overall Record: 5-16; Dual Meet Record: 2-5)

Date	Meet	W/L/T	USU	Opponent
1/13	@ Utah	L	191.925	197.400
1/21	vs. Oklahoma	L	192.325	197.450
	@ Texas Woman's	L		192.425
	vs. Centenary	W		191.475
1/27	Southern Utah	L	194.050	194.525
	Boise State	W		193.525
2/3	Arizona State	L	192.575	194.600
2/10	San José State	L	194.875	194.950
2/17	Sacramento State	W	193.875	193.400
2/25	@ BYU	L	193.625	194.100
	vs. Southern Utah	L		193.925
3/2	@ Boise State	L	192.750	196.125
3/5	BYU	L	193.675	195.525
3/9	@ Southern Utah	W	194.200	193.700
3/16	@ Arizona	L	192.975	196.525
	vs. Bridgeport	L		193.525
	vs. Air Force	W		192.175
3/24	WAC Championships (5th)			
	Denver	L	194.775	196.350
	Sacramento State	L		195.675
	Southern Utah	L		195.025
	San José State	L		194.800

2013

(Overall Record: 5-14; Dual Meet Record: 1-6)

Date	Meet	W/L/T	USU	Opponent
1/12	@ BYU	L	189.425	194.075
1/18	@ Boise State	L	191.250	194.875
1/25	Southern Utah	L	192.875	194.025
	Hamline	W		181.975
2/1	@ Southern Utah	L	194.200	195.425
2/8	Air Force	W	193.575	193.200
2/15	@ San José State	L	193.225	194.550
	vs. Brown	W		189.900
2/23	@ Denver	L	192.150	195.800
	vs. Boise State	L		194.525
	vs. Rutgers	L		193.925
3/1	@ Sacramento State	L	193.400	193.800
3/4	BYU	L	192.900	195.025
3/15	Boise State	L	194.125	195.300
3/23	at WAC Championships (4th)			
	vs. Boise State	L	195.100	196.225
	vs. Denver	L		195.125
	vs. Sacramento State	L		195.500
	@ Southern Utah	W		194.925
	vs. San José State	W		194.700



Nadalie Walsh
2013-2017

Nadalie Walsh led the Aggies to the NCAA Regional Championships all four seasons she was at the helm of the program. She compiled a 38-63 overall record, including 32-34 in the regular season and 17-17 in dual meets. Under Walsh, the Aggies placed second at the 2017 MRGC Championships, the program's best finish at a conference championship meet since 2005, when USU captured the WAC crown.

2014

(Overall Record: 10-17; Dual Meet Record: 6-2)

Table with columns: Date, Meet, W/L/T, USU, Opponent. Rows include matches against Iowa, Southern Utah, BYU, Stanford, UC Davis, San José State, Air Force, Seattle Pacific, Oregon State, Seattle Pacific, Denver, Sacramento State, San José State, Southern Utah, UCLA, Bowling Green, MRGC Championships (5th), and NCAA Regionals (6th).

2015

(Overall Record: 11-15; Dual Meet Record: 4-4)

Table with columns: Date, Meet, W/L/T, USU, Opponent. Rows include matches against Air Force, Denver, BYU, Boise State, UC Davis, Seattle Pacific, Southern Utah, Central Michigan, San José State, Sacramento State, Seattle Pacific, BYU, Sacramento State, MRGC Championships (4th), and NCAA Regionals (5th).

2016

(Overall Record: 8-15; Dual Meet Record: 5-5)

Table with columns: Date, Meet, W/L/T, USU, Opponent. Rows include matches against Centenary, Kent State, Southern Utah, Southern Utah, and Denver.

Table with columns: Date, Meet, W/L/T, USU, Opponent. Rows include matches at Perfect 10 Challenge (4th), NCAA Regionals (5th), and MRGC Championships (4th).

2017

(Overall Record: 9-16; Dual Meet Record: 2-6)

Table with columns: Date, Meet, W/L/T, USU, Opponent. Rows include matches against Arizona, Texas Woman's, North Carolina State, Bowling Green, BYU, New Hampshire, Southern Utah, Boise State, UCLA, Bridgeport, Masters Classic (3rd), MRGC Championships (2nd), and NCAA Regionals (6th).



Amy Smith
2017-2022

Amy Smith, the 2020 Mountain Rim Gymnastics Conference Coach of the Year, led Utah State to its first-ever MRGC title in 2022. In her five years at the helm, she coached a pair of WCGA second-team regular-season All-Americans on floor in Madison Ward-Sessions (2019) and Brie Clark (2022). She also finished with two winning seasons in her five years at the helm of the Aggies.

2018

(Overall Record: 9-11; Dual Meet Record: 2-5)

Table with columns: Date, Meet, W/L/T, USU, Opponent. Rows include matches against Bowling Green, San José State, Sacramento State, Denver, Boise State, UC Davis, Sacramento State, Southern Utah, Boise State, Elevate The Stage (3rd), and Penn State.

Table with columns: Date, Meet, W/L/T, USU, Opponent. Rows include matches against Texas Woman's, Southern Utah, MRGC Championships (3rd), Boise State, and Southern Utah.

2019

(Overall Record: 5-13; Dual Meet Record: 1-6)

Table with columns: Date, Meet, W/L/T, USU, Opponent. Rows include matches against Pittsburgh, West Virginia, Eastern Michigan, BYU, Southern Utah, Boise State, West Virginia, Pittsburgh, Cornell, Alaska, Boise State, Washington, Southern Utah, UCLA, MRGC Championships (4th), and Southern Utah.

2020

(Overall Record: 7-6-1; Dual Meet Record: 5-1)

Table with columns: Date, Meet, W/L/T, USU, Opponent. Rows include matches at Rio Tinto Best of Utah Meet (4th), Utah, BYU, Southern Utah, BYU, Air Force, Southern Utah, Boise State, Southern Utah, Boise State, Sacramento State, UC Davis, UC Davis, and BYU.

2021

(Overall Record: 3-14-1; Dual Meet Record: 0-7)

Table with columns: Date, Meet, W/L/T, USU, Opponent. Rows include matches at Rio Tinto Best of Utah Meet (3rd), Utah, BYU, Southern Utah, Southern Utah, BYU, Boise State, Southern Utah, Denver, Southern Utah, Utah, MRGC Championships (3rd), Boise State, Southern Utah, and NCAA SLC Regional Second Round (T-3rd).

2022

(Overall Record: 15-11; Dual Meet Record: 2-3)

Table with columns: Date, Meet, W/L/T, USU, Opponent. Rows include matches at Rio Tinto Best of Utah Meet (2nd), Utah, BYU, Southern Utah, Air Force, Arizona, Oklahoma, Stanford, and BYU.



ALL-TIME RESULTS

2/4	Southern Utah	W	196.425	195.550
	Ball State	W		194.350
2/11	@ Southern Utah	L	196.800	196.975
2/18	@ Boise State	L	195.800	196.950
2/25	BYU	L	196.225	196.575
	Towson	W		195.600
2/27	Towson	W	196.725	196.000
3/6	@ Washington	L	195.775	196.825
	vs. Stanford	L		196.325
3/12	@ Minnesota	L	195.200	197.850
	vs. Temple	W		193.625
	vs. Long Island	W		193.200
3/19	@ MRCG Championships (1st)			
	Boise State	W	197.025	196.550
	vs. Southern Utah	W		196.500
	vs. BYU	W		196.375
3/31	at NCAA Norman Regional Second Round (3rd)			
	vs. Minnesota	L	196.825	197.825
	vs. California	L		197.375
	vs. Boise State	W		196.425



Kristine White
2023-

Kristin White is in her third season with the Aggies. During her first two seasons at the helm, White coached Brianna Brooks, who was named the North Central Region Gymnast of the Year in 2023 and 2024. Brooks garnered first-team all-Mountain Rim Gymnastics Conference accolades in the all-around and second-team honors on bars in 2023, and second-team all-Mountain West honors on bars and in the all-around in 2024.

2023

(Overall Record: 2-15; Dual Meet Record: 1-7)

Date	Meet	W/L/T	USU	Opponent
1/13	at Rio Tinto Best of Utah Meet (3rd)			
	vs. Utah	L	195.800	197.750
	vs. BYU	W		195.175
	vs. Southern Utah	L		196.175
1/20	@ Southern Utah	L	193.425	196.600
1/27	BYU	L	195.900	196.650
2/3	@ Boise State	L	195.675	196.325
2/10	Boise State	L	193.325	196.075
2/17	Southern Utah	L	196.175	197.125
2/24	@ BYU	L	195.425	196.450
3/3	Nebraska	L	194.600	197.500
	Alaska	W		191.750
3/10	@ California	L	195.000	198.100
	vs. Stanford	L		197.400
	vs. Ohio State	L		196.900
3/18	MRCG Championships (4th)			
	BYU	L	195.825	196.575
	Boise State	L		196.000
	Southern Utah	L		196.875

2024

(Overall Record: 8-18; Dual Meet Record: 2-1)

Date	Meet	W/L/T	USU	Opponent
1/5	at North Carolina Quad Meet (4th)			
	vs. Ball State	L	193.175	194.925
	@ North Carolina	L		193.725
	vs. Rutgers	L		193.400
1/15	at Rio Tinto Best of Utah Meet (4th)			
	vs. Utah	L	193.600	197.725
	vs. BYU	L		195.775
	vs. Southern Utah	L		194.000
1/19	@ Southern Utah Tri Meet (2nd)			
	vs. Arizona State	L	195.375	196.200
	@ Southern Utah	W		195.075
1/26	Air Force	W	194.950	193.925
2/2	Southern Utah	L	196.275	196.800
2/9	at Oklahoma Quad Meet (3rd)			
	@ Oklahoma	L	195.000	198.450
	vs. BYU	L		196.250
	vs. Texas Woman's	W		194.575
2/16	San José State	W	195.925	195.725
2/23	Utah State Quad Meet (2nd)			
	vs. Boise State	L	196.275	197.025
	vs. Iowa State	W		195.950
	vs. Texas Woman's	W		195.425



The 2022 team captured its first-ever Mountain Rim Gymnastics Conference championship as the Aggies recorded a 197.025, which ranks second all-time in school history. It marked the Aggies' sixth conference title overall, including their first since 2005 (Western Gymnastics Conference). Rebecca Wells (holding the trophy) led the Aggies at the meet as she became the third Utah State gymnast to win the MRGC all-around title with a 39.400, which is the second-best score for a conference championship meet and tied for 11th all-time in school history.

3/1	@ Air Force Tri Meet (3rd)			
	vs. San José State	L	195.300	196.450
	@ Air Force	L		195.650
3/15	@ Utah Tri Meet (3rd)			
	@ Utah	L	195.225	198.300
	vs. Stanford	L		196.500
3/17	@ Boise State Tri Meet (3rd)			
	vs. Oregon State	L	195.950	196.950
	@ Boise State	L		196.750
3/23	MW Championships (2nd)			
	Boise State	L	196.500	196.550
	San José State	W		196.400
	Air Force	W		195.450



ALL-TIME SERIES RECORDS

Team	Overall W-L-T	Home W-L-T	Away W-L-T	Neutral W-L-T	Postseason W-L-T	Last Meeting
Adams State	1-0-0			1-0-0		1981, USU won 138.200-120.900
Air Force	16-2-0	5-0-0	6-1-0	5-1-0	2-1-0	2024, USU won 196.500-195.450
Alabama	0-5-0	0-1-0	0-3-0	0-1-0	0-3-0	2005, Alabama won 196.675-192.375
Alaska	7-0-0	4-0-0		3-0-0		2023, USU won 194.600-191.750
Arizona	12-24-1	3-2-0	2-5-0	7-17-1	3-15-1	2022, USU won 196.350-193.775
Arizona State	4-35-0	2-7-0	1-8-0	1-20-0	0-21-0	2024, ASU won 196.200-195.375
Arkansas	0-2-0		0-2-0		0-1-0	2016, Arkansas won 196.775-194.825
Auburn	2-3-0	1-1-0	1-0-0	0-2-0	0-2-0	2005, Auburn won 194.800-192.375
Australian Nat'l Team	1-0-0	1-0-0				1981, USU won 141.700-141.250
Ball State	1-2-0	1-0-0		0-2-0		2024, Ball State won 194.925-193.175
Boise State	58-59-1	28-19-0	18-22-1	12-18-0	12-21-0	2024, BSU won 196.550-196.500
Bowling Green	3-1-0	1-0-0	0-1-0	2-0-0		2018, USU won 195.325-194.750
Bridgeport	1-1-0	0-0-0		1-1-0		2017, USU won 195.700-193.225
Brown	1-0-0			1-0-0		2013, USU won 193.225-189.900
BYU	52-92-1	26-28-0	10-38-1	16-26-0	10-26-0	2024, BYU won 196.250-195.000
California	5-10-0	3-1-0	0-5-0	2-4-0	0-2-0	2023, Cal won 198.100-195.825
Cal Poly Pomona	1-0-0			1-0-0		1986, USU won 175.800-143.000
Cal State Fullerton	22-14-0	9-1-0	5-5-0	8-8-0	15-8-0	2011, USU won 191.850-191.650
Cal State Northridge	1-0-0			1-0-0		1984, USU won 174.550-164.850
Centenary	4-0-0	1-0-0		3-0-0		2016, USU won 194.375-184.225
Central Michigan	1-5-0	1-1-0	0-2-0	0-2-0		2015, USU won 196.150-195.100
Clarion State	1-1-0		1-0-0	0-1-0	0-1-0	1983, USU won 158.300-93.450
Colorado	7-0-0	2-0-0	1-0-0	4-0-0	3-0-0	1980, USU won 141.150-127.750
Colorado State	8-0-0	1-0-0	1-0-0	6-0-0	2-0-0	1980, USU won 141.150-129.450
Cornell	1-0-0			1-0-0		2019, USU won 196.075-193.075
Denver	20-33-0	8-7-0	3-17-0	9-9-0	4-9-0	2021, Denver won 197.650-196.775
Eastern Kentucky	1-0-0			1-0-0	1-0-0	1979, USU won 133.700-130.450
Eastern Michigan	1-0-0			1-0-0		2019, USU won 194.600-192.700
Eastern Montana	1-0-0			1-0-0		1977, USU won 131.650-102.300
Florida	0-6-0	0-2-0		0-4-0	0-4-0	1999, Florida won 195.225-194.575
George Washington	0-1-0			0-1-0		2016, GWU won 195.750-195.100
Georgia	1-8-0	0-3-0		1-5-0	1-5-0	2015, Georgia won 197.025-195.150
Hamline	1-0-0	1-0-0				2013, USU won 192.875-181.975
Houston Baptist	2-1-0	1-0-0		1-1-0	1-0-0	1989, Houston Baptist won 185.550-184.500
Illinois	1-1-0	1-0-0		0-1-0	0-1-0	2016, Illinois won 195.350-195.025
Illinois-Chicago	2-0-0		1-0-0	1-0-0		2016, USU won 194.725-191.025
Illinois State	0-1-0			0-1-0		2002, Illinois State won 193.000-191.700
Iowa	3-1-0		1-0-0	2-1-0		2014, USU won 191.750-191.650
Iowa State	3-3-0	2-0-0		1-3-0	1-2-0	2024, USU won 196.275-195.950
Jacksonville State	1-1-0	1-0-0		0-1-0	0-1-0	1981, USU won 140.300-136.550
Kent State	2-1-0	1-0-0		1-1-0	1-1-0	2016, USU won 194.100-193.500
Kentucky	3-6-0	1-0-0	0-1-0	2-5-0	0-3-0	2021, Kentucky won 197.125-196.025
Long Beach State	5-0-0	1-0-0		4-0-0		1986, USU won 183.850-170.500
Long Island University	1-0-0			1-0-0		2022, USU won 195.200-193.200
Louisville	0-3-0			0-3-0	0-3-0	1981, Louisville won 134.000-132.750
LSU	1-7-0	0-1-0	0-1-0	1-5-0	1-4-0	2021, LSU won 197.125-196.025
Michigan	2-3-0	0-1-0	0-1-0	2-1-0		2018, Michigan won 196.575-195.325
Michigan State	1-2-0	1-1-0	0-1-0			1988, Michigan State won 184.350-182.750
Minnesota	10-12-0	3-1-0	1-5-0	6-6-0	3-4-0	2022, Minnesota won 197.825-196.825
Missouri	5-4-0	2-1-0	0-2-0	3-1-0	1-1-0	2004, Missouri won 196.350-195.350
Missouri State	0-1-0			0-1-0	0-1-0	1979, Missouri State won 137.700-133.700
Montana	5-0-0	2-0-0	1-0-0	2-0-0		1986, USU won 175.500-169.750
Montana State	7-0-0	5-0-0	2-0-0			1987, USU won 182.050-171.850
Nebraska	9-19-0	2-3-0	0-6-0	7-10-0	3-11-0	2023, Nebraska won 197.500-194.600
New Hampshire	3-2-0	3-0-0	0-2-0			2017, UNH won 195.175-194.075
New Mexico	18-4-0	6-1-0	6-1-0	6-2-0	9-1-0	1991, USU won 189.250-182.300
North Carolina	1-1-0		0-1-0	1-0-0		2024, North Carolina won 193.725-193.175
North Carolina State	2-2-0	2-0-0	0-1-0	0-1-0		2017, USU won 195.400-193.900
Northern Colorado	16-2-0	6-1-0		10-1-0	5-0-0	1984, USU won 179.000-166.550
Ohio State	1-5-0	0-1-0	0-1-0	1-3-0	1-1-0	2023, Ohio State won 196.900-195.000
Oklahoma	8-18-0	2-2-0	2-2-0	4-14-0	4-8-0	2024, Oklahoma won 198.450-195.000
Oklahoma State	5-2-0	2-0-0	2-0-0	1-2-0	1-2-0	1986, USU won 184.000-182.200
Oral Roberts	3-0-0	1-0-0	1-0-0	1-0-0	1-0-0	1982, USU won 137.450-136.950
Oregon	1-0-0	1-0-0				1980, USU won 137.450-134.650
Oregon State	1-18-0	1-4-0	0-7-0	0-7-0	0-4-0	2024, Oregon State won 196.950-195.950
Penn State	1-10-0	0-3-0	1-2-0	0-5-0	0-5-0	2018, PSU won 196.675-195.725
Pittsburgh	1-4-0	0-1-0	0-1-0	1-2-0	0-2-0	2019, USU won 196.075-195.100
Rhode Island	2-0-0	1-0-0		1-0-0		2003, USU won 194.350-190.825
Rutgers	0-2-0			0-2-0		2024, Rutgers won 193.400-193.175
Sacramento State	12-15-0	4-5-0	1-6-0	7-4-0	3-7-0	2020, USU won 196.800-192.700

Boldface indicates 2024 opponents



Team	Overall W-L-T	Home W-L-T	Away W-L-T	Neutral W-L-T	Postseason W-L-T	Last Meeting
San Diego State	4-1-1	2-0-0	1-1-0	1-0-1		1985, SDSU won 175.750-175.200
San José State	18-17-0	8-4-0	3-6-0	7-7-0	10-4-0	2024, USU won 196.500-196.400
Seattle Pacific	11-0-0	2-0-0		9-0-0		2015, USU won 195.750-194.025
Southern Cal	4-6-0	1-0-0	1-0-0	2-6-0	0-1-0	1986, USU won 176.850-149.700
Southeast Missouri	1-0-0			1-0-0		2017, USU won 196.200-190.325
Southern Colorado	1-0-0			1-0-0		1977, USU won 131.650-99.600
Southern Illinois	2-1-0	1-0-0		1-1-0	1-0-0	1982, USU won 137.450-133.250
Southern Utah	57-60-0	29-17-0	18-24-0	10-19-0	8-15-0	2024, Southern Utah won 196.800-196.275
Spokane College	1-0-0			1-0-0		1986, USU won 175.500-160.250
Stanford	5-10-0	3-0-0	0-1-0	2-9-0	0-2-0	2024, Stanford won 196.500-195.225
Temple	1-0-0			1-0-0		2022, USU won 195.200-193.625
Texas Woman's	11-3-0	4-0-0	3-3-0	4-0-0		2024, USU won 196.275-195.425
Towson	2-0-0	2-0-0				2022, USU won 196.725-196.000
UC Davis	6-2-0	3-0-0	1-1-0	2-1-0	0-1-0	2020, USU won 195.725-193.700
UCLA	3-15-0	1-1-0	1-9-0	1-5-0	1-4-0	2020, UCLA won 197.425-194.750
UC Santa Barbara	14-0-0	5-0-0	3-0-0	6-0-0	10-0-0	2001, USU won 195.675-193.575
Utah	3-96-0	2-28-0	0-42-0	1-26-0	0-32-0	2024, Utah won 198.300-195.225
UTEP	7-0-0	2-0-0	2-0-0	3-0-0	3-0-0	1981, USU won 142.400-128.000
Washington	10-13-0	5-1-0	0-8-0	5-4-0	0-2-0	2022, Washington won 196.825-195.775
Washington State	6-0-0	4-0-0	1-0-0	1-0-0	1-0-0	1986, USU won 183.850-138.350
Weber State	2-0-0	1-0-0		1-0-0		1978, USU won 134.250-106.650
W. Australian State Team	1-0-0	1-0-0				1981, USU won 133.950-132.500
West Virginia	3-5-0	1-0-0	1-0-0	1-5-0	0-3-0	2019, USU won 196.075-195.575
William & Mary	1-0-0			1-0-0		2003, USU won 194.350-193.175
Wisconsin	2-0-0	1-0-0	1-0-0			1990, USU won 187.450-184.500
Wisconsin-Eau Claire	2-0-0			2-0-0		2011, USU won 191.350-181.675
Wisconsin-La Crosse	1-0-0			1-0-0		2007, USU won 190.000-185.100
Yale	1-0-0			1-0-0		2010, USU won 191.650-186.525
Program Totals:	553-684-4	228-149-0	104-245-2	221-290-2	122-246-1	

Boldface indicates 2024 opponents

UTAH STATE GYMNASTICS SPECTRUM ATTENDANCE HIGHS

Date	Attendance	Meet (Result)
1. 3/12/94	6,255	Utah (L, 194.200-192.800)
2. 1/24/97	6,208	Utah (L, 196.750-193.625)
3. 3/11/95	5,493	Utah (L, 197.175-193.925)
4. 1/19/96	5,210	Utah (L, 192.350-188.050)
5. 2/20/91	5,123	Utah (L, 192.400-190.800)
6. 4/3/93	5,047	NCAA Regionals (5/7, 189.950)
7. 2/24/92	4,884	Utah (L, 195.650-190.650)
8. 2/2/98	4,792	Utah (L, 195.950-193.400)
9. 2/26/99	4,156	Utah, BSU (2/3, 195.675)
10. 3/1/93	4,127	Utah (L, 195.850-191.400)
11. 1/14/05	4,123	Utah (L, 195.675-193.850)
12. 1/30/93	4,040	BYU (L, 194.175-193.125)
13. 3/4/89	3,815	Utah (L, 191.600-188.900)
14. 3/7/94	3,553	BYU (W, 193.750-192.975)
15. 2/3/17	3,313	BYU (W, 195.850-194.850)
16. 2/17/23	3,299	SUU (L, 197.125-196.175)
17. 1/24/14	3,286	BYU (W, 193.200-192.200)
18. 2/11/91	3,156	Boise St. (W, 192.000-188.900)
19. 2/6/02	3,112	BYU (L, 195.425-191.925)
20. 1/31/97	3,111	Minnesota (W, 193.825-193.650)



ALL-TIME OPPONENTS HISTORY

ADAMS STATE (1-0)

H: 0-0 A: 0-0 N: 1-0
2/21/81 W 138.200-120.900 N

AIR FORCE (16-2)

H: 5-0 A: 6-1 N: 5-1
1/9/78 W 131.650-116.650 A
2/18/78 W 134.250-116.250 A
12/8/78 W 126.000-110.700 A
2/21/81 W 138.200-131.650 N
1/27/94 W 188.675-181.025 N
4/7/01 W 191.200-190.200 N
4/6/02 L 193.775-193.400 N
1/17/04 W 192.800-191.650 A
2/9/08 W 192.275-186.375 N
3/16/12 W 192.975-191.175 N
2/8/13 W 193.575-193.200 H
2/1/14 W 195.225-192.875 A
1/9/15 W 193.975-186.675 H
1/25/19 W 195.550-192.375 A
1/14/22 W 194.950-191.975 H
1/26/24 W 194.950-193.925 H
3/1/24 L 195.650-195.300 A
3/23/24 W 196.500-195.450 H

ALABAMA (0-5)

H: 0-1 A: 0-3 N: 0-1
4/2/82 L 142.850-137.450 N
4/19/91 L 195.125-185.950 A
3/14/98 L 196.950-193.500 A
3/13/99 L 196.850-195.575 H
4/9/05 L 196.675-192.375 A

ALASKA ANCHORAGE (7-0)

H: 4-0 A: 0-0 N: 3-0
3/16/87 W 186.700-97.400 H
2/6/88 W 179.550-138.100 N
1/21/94 W 186.400-169.875 N
1/26/02 W 191.475-184.300 N
3/2/07 W 194.525-186.750 H
2/22/19 W 194.925-192.675 H
3/3/23 W 194.600-191.750 H

ARIZONA (12-24-1)

H: 3-2 A: 2-5 N: 7-17-1
1/27/78 W 135.450-134.000 N
1978 W 136.200-135.900 N
3/10/78 W 134.700-130.250 N
1/26/79 W 133.650-127.950 A
2/23/79 W 133.700-129.900 N
3/17/79 W 133.300-132.500 H
2/9/80 W 136.550-132.200 H
2/29/80 W 137.700-136.550 N
3/26/83 W 174.350-169.850 H
3/24/84 L 181.100-168.850 N
1/12/85 L 181.500-170.850 N
2/7/86 L 183.550-176.850 A
2/15/86 W 184.700-183.700 N
4/5/86 L 184.850-182.750 N
1/30/87 L 185.150-181.700 A
4/11/87 L 187.250-182.600 N
1/16/88 L 182.700-181.950 N
4/9/88 L 186.450-184.800 N
2/25/89 L 190.700-187.500 N
4/1/89 L 188.900-188.300 N
4/7/90 L 188.775-187.550 N
4/6/91 L 191.925-190.575 A
4/19/91 L 187.475-185.950 N
4/6/92 L 194.100-189.350 N
4/3/93 L 193.980-189.850 H
4/9/94 L 190.050-188.450 N
4/8/95 L 192.875-191.950 N
3/1/96 L 195.075-192.600 N
4/13/96 L 195.750-193.050 N
4/5/97 L 193.875-193.675 N
4/4/98 L 194.750-191.175 N
1/21/01 W 193.850-193.350 N
1/14/11 L 192.725-192.000 H
3/16/12 L 196.525-192.975 A
1/6/17 L 194.025-191.600 A
4/2/21 T 196.025-196.025 T
1/22/22 W 196.350-193.775 A

ARIZONA STATE (4-35)

H: 2-7 A: 1-8 N: 1-20
1/28/78 W 139.900-139.250 H
3/10/78 L 138.500-134.700 N
12/8/78 L 126.650-126.000 N
1/27/79 W 131.700-131.550 A
2/23/79 W 133.700-130.000 N
3/17/79 L 133.400-133.300 H
2/9/80 L 139.950-136.550 H
4/4/80 L 136.950-131.450 N
4/10/81 L 141.600-132.750 N
3/26/83 L 186.900-174.350 H
2/18/84 L 182.000-174.550 N
3/24/84 L 184.700-168.850 N
4/5/86 L 187.700-182.750 N
4/11/87 L 189.000-182.600 A
1/29/88 L 185.250-180.650 A
4/9/88 L 187.100-184.800 N
4/1/89 L 190.000-188.300 N
4/7/90 L 187.800-187.550 N
2/15/91 L 188.900-187.350 A
3/23/91 W 192.350-190.450 H
4/6/91 L 190.750-190.575 N
4/19/91 L 187.650-185.950 N
2/21/92 L 192.600-189.250 A
3/6/92 L 191.800-187.100 N
4/6/92 L 191.950-189.350 N
1/22/93 L 190.050-189.700 H
4/3/93 L 193.200-189.850 H
4/9/94 L 191.875-188.450 A
4/8/95 L 193.250-191.950 N
2/16/96 L 195.850-190.775 A
4/13/96 L 194.075-193.050 N
4/5/97 L 195.225-193.675 N
4/4/98 L 195.025-191.175 A
1/11/02 L 193.350-191.700 A
3/8/02 L 196.100-195.425 H
1/23/04 L 194.250-194.150 N
2/3/12 L 194.600-192.575 H
4/5/14 L 194.425-191.875 N
1/19/24 L 196.200-195.375 N

ARKANSAS (0-2)

H: 0-0 A: 0-2 N: 0-0
4/5/14 L 196.375-191.875 A
3/11/16 L 196.775-194.825 A

AUBURN (2-3)

H: 1-1 A: 1-0 N: 0-2
4/19/91 L 187.650-185.950 N
2/19/96 W 193.425-191.450 H
3/6/98 L 192.200-191.725 H
3/20/99 W 193.925-193.225 A
4/9/05 L 194.800-192.375 N

AUSTRALIAN NAT'L TEAM (1-0)

H: 1-0 A: 0-0 N: 0-0
12/15/81 W 141.700-141.250 H

BALL STATE (1-2)

H: 1-0 A: 0-0 N: 0-2
1/17/10 L 192.850-191.650 N
2/4/22 W 196.425-194.350 H
1/5/24 L 194.925-193.175 N

BOISE STATE (58-59-1)

H: 28-19 A: 18-22-1 N: 12-18
1/11/80 W 129.100-121.700 H
1/7/81 W 139.050-132.400 H
3/7/81 W 138.250-131.450 A
2/19/82 W 141.900-134.450 A
2/7/83 W 175.450-164.000 H
3/26/83 W 174.350-166.300 H
1/16/84 W 176.200-169.550 H
2/11/84 W 172.600-170.600 A
1/5/85 W 174.650-169.700 A
1/14/85 W 177.500-169.050 H
2/17/86 W 184.050-174.100 H
2/6/88 W 179.550-179.150 A
2/29/88 W 187.050-179.350 H
3/18/89 W 186.600-186.150 H
1/29/90 W 186.250-184.650 H

2/19/90 W 185.350-184.600 A
3/24/90 W 188.850-184.550 N
2/11/91 W 192.000-183.800 H
3/2/91 W 188.900-187.700 A
2/21/92 W 189.250-184.250 N
3/14/92 W 191.900-185.950 N
3/16/92 W 189.950-185.950 H
2/4/93 L 191.550-190.450 A
3/8/93 W 191.650-190.650 H
1/21/94 W 186.400-184.875 N
1/31/94 W 189.050-184.475 H
2/11/94 W 192.125-188.225 A
2/17/95 W 192.275-190.875 A
2/27/95 W 190.400-187.975 H
3/25/95 W 190.550-190.400 N
1/29/96 W 192.650-189.600 H
3/23/96 W 194.150-193.300 A
3/30/96 W 193.650-191.925 H
1/18/97 W 193.000-189.550 A
2/21/97 W 195.475-193.625 H
3/22/97 L 194.300-194.075 N
1/17/98 W 190.650-190.200 A
2/20/98 L 194.450-193.425 H
3/21/98 W 194.525-194.275 A
2/6/99 W 193.125-192.700 A
2/26/99 W 195.675-194.200 H
3/27/99 L 195.475-195.200 N
2/26/00 W 191.625-190.100 H
3/7/00 W 194.725-194.650 A
3/18/00 L 196.225-194.250 H
1/15/01 L 192.225-188.800 A
1/26/01 W 194.075-193.600 H
3/24/01 W 195.675-194.250 N
2/1/02 L 192.775-192.550 A
2/22/02 L 193.250-192.850 N
2/27/02 W 193.400-193.350 H
3/22/02 W 195.550-194.900 H
1/19/03 W 192.875-191.475 N
1/24/03 W 195.350-193.675 H
3/29/03 L 195.650-194.350 N
1/30/04 L 195.700-194.100 A
2/20/04 W 195.350-194.050 H
3/19/04 L 196.675-194.300 A
2/18/05 W 194.550-193.400 A
2/25/05 W 195.450-194.200 H
3/25/05 W 195.150-193.700 N
2/17/06 L 193.525-192.225 A
3/10/06 L 194.425-193.300 H
3/25/06 L 193.775-193.100 H
1/25/07 W 194.225-190.700 N
2/1/07 W 193.725-191.650 H
3/23/07 W 194.775-192.725 A
3/31/07 W 195.175-193.300 N
1/11/08 L 192.625-187.925 A
1/22/08 L 195.700-192.400 H
3/29/08 L 194.925-194.150 A
1/30/09 L 194.350-193.600 A
2/20/09 L 191.950-191.375 N
2/27/09 L 195.325-190.250 N
3/21/09 L 196.525-192.425 N
1/29/10 L 191.625-191.125 H
3/5/10 L 195.625-189.225 A
3/27/10 L 195.700-193.675 N
2/18/11 L 196.250-193.600 H
2/27/11 L 195.475-192.650 A
3/19/11 L 195.700-191.850 N
1/27/12 W 194.050-193.525 H
3/2/12 L 196.125-192.750 A
1/18/13 L 194.875-191.250 A
2/23/13 L 194.525-192.150 N
3/15/13 L 195.300-194.125 H
3/23/13 L 196.225-195.100 N
2/15/14 L 196.000-194.025 N
3/22/14 L 196.900-196.075 N
1/30/15 L 195.975-194.275 H
2/15/15 L 195.925-194.475 A
3/21/15 L 196.625-195.125 N
4/4/15 L 195.375-195.150 N
2/26/15 L 196.425-194.675 H
3/19/16 L 197.025-195.875 A
2/17/17 L 196.700-196.300 H
3/2/17 L 196.700-195.675 A

3/18/17 L 197.050-196.100 H
2/2/18 L 196.625-195.100 H
2/16/18 L 196.875-194.900 A
3/24/18 L 196.875-195.825 N
2/8/19 L 196.075-194.975 H
3/1/19 L 197.125-195.025 A
3/22/19 L 196.950-193.800 N
2/7/20 W 195.675-193.850 H
2/21/20 T 196.800-196.800 A
2/6/21 L 196.350-196.250 A
2/13/21 L 196.400-195.325 H
3/20/21 L 196.725-196.250 H
2/18/22 L 196.950-195.800 A
3/19/22 W 197.025-196.550 A
3/31/22 W 196.825-196.425 N
2/3/23 L 196.325-195.675 A
2/10/23 L 196.325-193.325 H
3/18/23 L 196.000-195.825 N
2/23/24 L 197.025-196.275 H
3/17/24 L 196.750-195.950 A
3/23/24 L 196.550-196.500 H

BOWLING GREEN (3-1)

H: 1-0 A: 0-1 N: 2-0
3/16/14 W 196.000-194.175 N
1/13/17 W 195.400-193.275 H
1/13/18 L 194.825-192.975 A
2/23/18 W 195.325-194.750 N

BRIDGEPORT (1-1)

H: 0-0 A: 0-0 N: 1-1
3/16/12 L 193.525-192.975 N
2/20/17 W 195.700-193.225 N

BROWN (1-0)

H: 0-0 A: 0-0 N: 1-0
2/15/13 W 193.225-189.900 N

BYU (52-92-1)

H: 26-28 A: 10-38-1 N: 16-26
1/27/78 W 135.450-109.150 A
1/28/78 W 139.900-111.050 H
2/10/78 W 134.450-119.800 N
2/11/78 W 134.500-122.000 N
1/12/79 W 136.150-127.050 H
2/3/79 W 125.350-125.000 N
3/17/79 W 133.300-129.950 H
1/25/80 L 137.150-129.350 H
1/26/80 L 140.100-135.250 A
2/9/80 L 137.550-136.550 H
3/22/80 L 142.100-141.150 N
4/4/80 L 137.500-131.450 N
1/12/81 W 139.550-136.550 H
2/9/81 W 140.300-140.150 H
2/21/81 W 138.200-138.100 N
3/28/81 L 144.450-142.400 N
4/10/81 L 136.000-132.750 N
2/8/82 L 145.100-142.500 H
3/12/82 L 143.650-138.950 A
3/20/82 L 144.000-142.200 A
4/2/82 L 140.850-137.450 N
1/4/83 W 170.750-170.250 H
3/26/83 L 175.550-174.350 H
1/31/84 W 179.000-175.600 H
3/13/84 L 179.300-174.850 A
2/2/85 L 178.000-175.300 A
3/15/85 L 181.900-181.600 H
2/7/86 L 177.350-176.850 N
3/3/86 W 184.750-176.750 H
3/15/86 W 181.200-177.650 A
3/22/86 W 181.150-177.750 N
1/30/87 W 181.700-175.450 N
2/20/87 W 182.700-177.200 A
3/16/87 W 186.700-177.150 H
3/28/87 W 184.850-178.550 N
1/16/88 W 181.950-176.850 A
2/19/88 W 184.200-180.050 A
3/7/88 W 187.350-182.450 H
3/26/88 W 186.400-185.000 H
2/6/89 W 184.600-184.500 H
3/18/89 L 188.800-186.600 A
3/25/89 L 190.550-188.500 A



ALL-TIME OPPONENTS HISTORY

4/1/89	W 188.300-187.000	N	1/18/19	L 194.575-193.950	H	CAL STATE NORTHBRIDGE (1-0)	3/2/02	L 195.675-191.700	N		
2/12/90	W 188.700-187.700	H	1/25/19	L 196.450-194.850	A	H: 0-0 A: 0-0 N: 1-0	3/22/02	L 195.825-195.550	H		
3/3/90	W 186.900-185.200	N	3/22/19	L 195.750-193.800	A	2/18/84	W 174.550-164.850	N	4/6/02	L 196.000-193.400	A
3/9/90	T 188.150-188.150	A	1/11/20	L 195.575-194.150	N				3/15/04	L 197.100-195.450	H
3/24/90	L 188.900-188.850	N	1/18/20	L 195.875-194.750	A	CENTENARY (4-0)			2/11/05	W 194.925-194.875	H
4/7/90	W 187.550-185.350	N	3/6/20	W 196.600-196.450	H	H: 1-0 A: 0-0 N: 3-0			3/19/05	L 195.250-194.550	A
3/5/91	L 191.200-191.000	H	1/9/21	L 195.700-194.350	N	1/15/06	W 192.875-188.125	N	4/14/07	L 195.825-195.525	A
3/7/91	L 194.050-191.950	A	1/29/21	L 196.425-195.175	H	3/14/08	W 193.900-192.025	N	2/9/08	L 195.700-192.275	A
4/6/91	L 191.100-190.575	N	2/26/21	L 196.925-196.600	A	1/21/12	W 192.325-191.475	N	2/29/08	L 195.250-192.300	H
1/20/92	L 187.550-185.550	N	3/20/21	L 196.925-196.250	H	1/8/15	W 194.275-184.225	H	2/5/10	L 195.050-190.475	N
2/10/92	W 190.600-189.700	H	1/7/22	W 195.875-195.225	N				3/24/12	L 196.350-194.775	H
3/14/92	L 194.300-191.900	A	1/28/22	L 196.775-196.450	A	CENTRAL MICHIGAN (1-5)			2/23/13	L 195.800-192.150	A
4/6/92	L 191.900-189.350	N	2/25/22	L 196.575-196.225	H	H: 1-1 A: 0-2 N: 0-2			3/23/13	L 195.125-195.100	N
1/18/93	W 188.450-187.950	N	3/19/22	W 197.025-196.375	N	3/7/03	L 195.250-195.225	N	2/21/14	L 195.875-194.650	H
2/22/93	L 191.200-191.150	H	1/13/23	W 195.800-195.175	N	3/10/03	W 195.850-195.075	H	3/22/14	L 196.925-196.075	N
3/12/93	L 193.600-189.650	A	1/27/23	L 196.650-195.900	H	1/16/05	L 194.050-191.850	A	1/17/15	L 196.025-194.525	A
4/3/93	L 192.800-189.850	H	2/24/23	L 196.450-195.425	A	1/16/09	L 193.025-190.800	H	2/27/15	L 196.100-195.100	N
2/25/94	L 193.350-190.175	A	3/18/23	L 196.575-195.825	N	1/15/10	L 192.275-187.275	A	3/21/15	L 196.075-195.125	A
3/7/94	W 193.750-192.975	H	1/15/25	L 195.775-193.600	N	3/6/15	L 196.150-195.100	N	2/6/16	L 196.675-195.000	A
4/9/94	L 192.875-188.450	N	2/9/24	L 196.250-195.000	N				2/12/16	L 196.000-195.100	N
2/25/95	W 192.450-189.350	H				CLARION STATE (1-1)			1/27/18	L 196.675-195.000	A
3/4/95	L 192.625-190.475	A	CALIFORNIA (5-10)			H: 0-0 A: 1-0 N: 0-1			2/23/18	L 196.575-195.325	N
4/8/95	L 194.050-191.950	N	H: 3-1 A: 0-5 N: 2-4			3/30/79	L 141.750-133.700	N	3/9/21	L 197.650-196.775	A
2/1/96	L 193.825-193.275	H	2/29/80	W 137.700-125.900	N	1/22/83	W 158.300-93.450	A			
3/1/96	L 194.625-192.600	A	3/10/85	L 180.750-178.950	A				EASTERN KENTUCKY (1-0)		
4/13/96	L 194.925-193.050	N	1/25/86	W 178.450-178.150	H				H: 0-0 A: 0-0 N: 1-0		
2/8/97	L 193.750-192.500	A	2/16/96	L 191.400-190.775	N				3/30/79	W 133.700-130.450	N
3/7/97	L 195.600-194.600	H	1/23/98	W 187.125-186.650	N	COLORADO (7-0)					
4/5/97	L 194.025-193.675	N	1/29/99	W 192.950-180.425	H	H: 1-0 A: 2-0 N: 4-0			EASTERN MICHIGAN (1-0)		
1/30/98	L 194.175-193.125	H	1/21/01	L 195.175-193.850	A	2/3/78	W 141.000-138.650	N	H: 0-0 A: 0-0 N: 1-0		
3/2/98	L 194.775-191.575	A	3/4/01	L 195.025-192.225	N	3/10/78	W 134.700-119.400	N	1/12/19	W 194.600-192.700	N
4/4/98	L 195.500-191.175	N	1/23/04	L 195.950-194.150	A	12/8/78	W 126.000-118.800	N			
2/19/99	W 193.925-193.200	A	3/5/04	L 195.825-195.350	H	2/2/79	W 131.700-129.800	A	EASTERN MONTANA (1-0)		
2/26/99	W 195.675-194.200	H	3/7/05	W 195.325-192.350	H	3/17/79	W 133.300-132.650	H	H: 0-0 A: 0-0 N: 1-0		
2/11/00	W 195.550-195.450	H	4/4/15	L 196.000-195.150	A	1/26/80	W 135.250-126.800	N			
2/24/00	L 195.600-194.250	A	2/25/17	L 196.400-196.200	N	3/22/80	W 141.150-127.750	A			
3/9/01	W 196.025-195.500	H	3/31/22	L 197.375-196.825	N				FLORIDA (0-6)		
3/16/01	L 197.325-195.750	A	3/10/23	L 198.100-195.000	A				H: 0-2 A: 0-0 N: 0-4		
2/6/02	L 195.425-191.925	H				1/9/78	W 131.650-115.650	N	4/4/80	L 132.650-131.450	N
2/22/02	L 195.775-192.850	A	CAL POLY POMONA (1-0)			2/4/78	W 142.000-122.650	H	4/10/81	L 141.350-132.750	N
2/21/03	W 195.975-195.675	H	H: 0-0 A: 0-0 N: 1-0			2/18/78	W 134.250-119.350	N	4/2/82	L 143.900-137.450	N
3/7/03	L 195.425-195.225	A	1/11/86	W 175.800-143.000	N	3/10/78	W 134.700-121.850	N	3/10/84	L 185.400-179.450	H
2/13/04	L 196.425-195.250	A				12/8/78	W 126.000-122.300	N	4/19/91	L 189.700-185.950	N
3/12/04	L 198.025-196.225	H	CAL STATE FULLERTON (22-14)			2/3/79	W 125.350-119.600	A	4/10/91	L 195.225-194.575	H
2/1/05	L 194.125-190.600	H	H: 9-1 A: 5-5 N: 8-8			1/26/80	W 135.250-128.800	N			
3/10/05	L 196.425-195.100	A	2/23/79	L 140.150-133.700	N	3/22/80	W 141.150-129.450	N	GEORGE WASHINGTON (0-1)		
1/20/06	L 193.375-193.275	H	3/30/79	L 143.800-133.700	N				H: 0-0 A: 0-0 N: 0-1		
2/2/06	L 193.520-192.550	A	4/4/80	L 143.350-131.450	N	CORNELL (1-0)			2/12/16	L 195.750-195.100	N
1/22/07	L 195.475-193.800	H	4/10/81	L 141.950-132.750	N	H: 0-0 A: 0-0 N: 1-0					
3/9/07	L 195.125-194.675	A	2/22/88	W 185.600-185.450	N	2/17/19	W 196.075-193.075	N	GEORGIA (1-8)		
4/14/07	L 193.300-192.525	N	2/15/91	W 187.350-185.550	N				H: 0-3 A: 0-0 N: 1-5		
2/15/08	L 193.725-192.425	H	3/28/92	W 192.700-191.000	H	DENVER (20-32)			3/30/79	W 133.700-131.600	N
3/10/08	L 196.300-194.250	A	2/26/93	W 190.850-189.350	H	H: 8-7 A: 3-16 N: 9-9			4/2/82	L 141.300-137.450	N
2/20/09	L 192.575-191.375	A	3/20/93	L 191.700-189.850	A	1/9/78	W 131.650-121.550	N	2/20/89	L 190.500-187.400	H
3/13/09	W 193.825-191.975	H	3/27/94	L 190.500-190.450	N	2/17/78	W 131.900-128.800	A	3/3/90	L 191.750-186.900	A
2/5/10	L 194.975-190.475	A	3/25/95	L 191.375-190.550	N	12/8/78	W 126.000-124.950	N	4/19/91	L 193.375-185.950	N
2/19/10	L 195.350-190.725	H	3/30/96	W 193.650-191.775	H	2/3/79	W 125.350-123.700	N	4/10/99	L 197.375-194.575	H
3/5/10	L 193.750-189.225	N	3/22/97	W 194.075-191.025	A	2/21/81	L 138.450-138.200	A	4/6/02	L 196.125-193.400	N
1/14/11	L 193.075-192.000	H	3/21/98	W 194.525-187.050	N	1/15/83	L 175.600-174.250	A	4/14/07	L 197.125-192.525	N
1/29/11	L 194.925-191.900	A	3/27/99	W 195.200-192.325	A	2/28/83	L 179.050-174.550	H	4/4/15	L 197.025-195.150	N
2/25/12	L 194.100-193.625	A	3/18/00	W 194.250-194.200	H	1/23/84	W 178.050-175.600	H			
3/5/12	L 195.525-193.675	H	3/24/01	W 195.675-194.850	N	2/27/84	L 178.000-172.600	A	HAMLIN (1-0)		
1/12/13	L 194.075-189.425	A	1/4/02	W 192.750-191.375	H	1/14/85	W 177.500-175.150	H	H: 1-0 A: 0-0 N: 0-0		
3/4/13	L 195.025-192.900	H	3/15/02	L 195.000-192.825	A	2/16/85	L 177.250-175.700	A	1/25/13	W 192.875-181.975	H
1/24/14	W 193.200-192.900	H	3/22/02	W 195.550-193.250	H	2/7/86	W 176.850-175.100	N			
2/7/14	L 194.900-194.350	A	1/12/03	L 193.875-192.050	A	1/30/87	W 181.700-177.600	N	HOUSTON BAPTIST (2-1)		
3/22/14	L 196.100-196.075	A	3/29/03	L 195.600-194.350	N	2/8/88	W 184.600-180.500	H	H: 1-0 A: 0-0 N: 1-1		
1/23/15	W 195.500-195.300	A	3/8/04	W 195.925-195.700	H	1/27/89	L 183.350-182.850	A	4/9/88	W 184.800-182.350	N
3/6/15	W 195.100-194.900	A	3/19/04	W 194.300-194.100	N	2/13/89	W 185.300-182.400	H	2/13/89	W 185.300-182.150	H
3/13/15	L 196.375-196.350	H	3/25/05	W 195.150-193.550	A	3/18/89	W 186.600-181.600	N	3/11/89	L 185.550-184.500	N
3/21/15	W 195.125-194.225	N	1/8/06	L 187.975-187.925	A	3/24/90	W 186.600-181.600	N			
4/4/15	W 195.150-194.150	N	3/25/06	W 193.100-192.600	H	1/9/93	W 188.850-185.800	A	ILLINOIS (1-1)		
2/19/16	W 195.475-195.100	A	3/31/07	W 195.175-193.625	N	3/8/93	W 191.650-185.900	H	H: 1-0 A: 0-0 N: 0-1		
3/4/16	W 196.025-195.550	H	1/27/08	W 191.700-191.600	A	1/27/94	W 188.675-184.175	A	2/5/81	W 137.850-131.200	H
3/19/16	L 196.100-195.875	N	3/29/08	W 194.150-192.650	N	1/23/95	W 188.850-182.500	H	4/2/16	L 195.350-195.025	N
1/20/17	W 195.300-195.200	A	2/6/09	L 192.575-192.225	H	3/9/96	L 192.775-192.100	A			
2/3/17	W 195.850-194.850	H	3/21/09	L 192.975-192.425	N	4/13/96	W 193.050-191.950	N	ILLINOIS-CHICAGO (2-0)		
3/18/17	W 196.100-194.675	H	2/26/10	L 191.750-188.700	A	4/5/97	W 193.675-192.525	N	H: 0-0 A: 1-0 N: 1-0		
4/1/17	L 195.025-194.850	N	3/27/10	W 193.675-193.175	A	4/10/99	W 194.575-194.200	H	1/12/03	W 192.050-191.700	N
3/2/18	L 196.200-196.100	H	3/4/11	W 194.550-190.700	H	2/18/00	L 194.575-194.525	H	3/13/16	W 194.725-191.025	A
3/9/18	L 196.500-195.725	A	3/19/11	W 191.850-191.650	N	4/1/00	L 195.450-192.950	N			
3/24/18	L 196.000-195.825	N				2/10/01	L 195.900-194.900	A			
						4/7/01	L 193.900-191.200	N			



ILLINOIS STATE (0-1)
H: 0-0 A: 0-0 N: 0-1
3/2/02 L 193.000-191.700 N

IOWA (3-1)
H: 0-0 A: 1-0 N: 2-1
1/16/89 W 181.450-178.750 N
1/20/91 W 186.250-184.350 N
3/12/11 L 196.450-193.150 N
1/11/14 W 191.750-191.650 A

IOWA STATE (3-3)
H: 2-0 A: 0-0 N: 1-3
2/8/93 W 187.800-183.400 N
4/10/99 W 194.575-194.175 H
4/7/01 L 193.375-191.200 N
4/9/05 L 195.625-192.375 N
1/29/11 L 194.925-191.900 N
2/23/24 W 196.275-195.950 H

JACKSONVILLE STATE (1-1)
H: 1-0 A: 0-0 N: 0-1
4/4/80 L 135.150-131.450 N
2/9/81 W 140.300-136.500 H

KENT STATE (2-1)
H: 1-0 A: 0-0 N: 1-1
3/30/79 W 133.700-129.800 N
4/9/05 L 192.500-192.375 N
1/15/16 W 194.100-193.500 H

KENTUCKY (3-6)
H: 1-0 A: 0-1 N: 2-5
1/30/87 W 181.700-174.700 N
3/3/90 W 186.900-185.400 N
1/10/94 W 183.675-175.200 H
3/19/05 L 195.375-194.550 N
4/9/05 L 193.325-192.375 N
3/14/08 L 195.200-193.900 N
1/10/09 L 191.100-187.150 A
4/1/17 L 196.200-194.850 N
4/2/21 L 197.125-196.025 N

LONG BEACH ST. (5-0)
H: 1-0 A: 0-0 N: 4-0
2/23/79 W 133.700-128.200 N
2/27/80 W 137.300-115.650 N
3/2/85 W 175.200-170.800 N
3/10/85 W 178.950-174.600 N
3/10/86 W 183.850-170.500 H

LONG ISLAND (1-0)
H: 0-0 A: 0-0 N: 1-0
3/12/22 W 195.200-193.200 N

LSU (1-7)
H: 0-1 A: 0-1 N: 1-5
3/30/79 W 133.700-131.950 N
2/9/80 L 138.150-136.550 H
4/4/80 L 137.900-131.450 N
2/15/81 L 142.670-138.600 A
4/10/81 L 135.450-132.750 N
4/19/91 L 188.600-185.950 N
1/15/06 L 194.050-192.875 N
4/2/21 L 197.125-196.025 N

LOUISVILLE (0-3)
H: 0-0 A: 0-0 N: 0-3
3/30/79 L 133.900-133.700 N
4/4/80 L 137.400-131.450 N
4/10/81 L 134.000-132.750 N

MICHIGAN (2-3)
H: 0-1 A: 0-1 N: 2-1
2/25/89 W 187.500-184.100 N
1/20/91 W 186.250-184.750 N
2/22/93 L 192.250-191.150 H
3/15/97 L 196.800-195.550 A
2/23/18 L 196.575-195.325 N

MICHIGAN STATE (1-2)
H: 1-1 A: 0-1 N: 0-0
3/28/78 W 141.950-141.850 H

3/23/87 L 185.800-185.650 H
2/26/88 L 184.350-182.750 A

MINNESOTA (10-12)
H: 3-1 A: 1-5 N: 6-6
2/29/80 L 140.700-137.700 N
4/4/80 W 131.450-130.050 N
2/27/81 W 140.950-135.100 N
4/2/82 L 140.650-137.450 N
1/24/83 L 177.450-175.000 A
2/6/84 W 180.250-178.050 N
3/24/84 L 176.300-168.850 N
3/15/86 W 181.200-180.950 N
1/19/87 W 184.750-178.850 H
1/30/87 W 181.700-178.850 N
1/16/88 W 181.950-174.000 N
2/4/90 W 186.500-186.000 A
2/6/95 L 190.650-190.100 N
1/31/97 W 193.825-193.650 H
2/7/98 L 194.000-189.875 A
4/10/99 W 194.575-194.200 H
4/1/00 L 194.750-192.950 A
3/18/06 L 194.850-191.175 A
3/17/07 L 195.200-193.800 H
4/14/07 L 192.900-192.525 N
3/12/22 L 197.850-195.200 A
3/31/22 L 197.825-196.825 N

MISSOURI (5-4)
H: 2-1 A: 0-2 N: 3-1
4/10/81 W 132.750-130.000 N
1/15/83 W 174.250-167.300 N
3/6/89 W 188.100-181.500 H
1/20/91 L 188.200-186.250 A
3/12/00 W 195.900-195.050 N
2/17/01 W 193.900-193.025 H
3/2/02 L 194.775-191.700 A
4/6/02 L 195.000-193.400 N
2/20/04 L 196.350-195.350 H

MISSOURI STATE (0-1)
H: 0-0 A: 0-0 N: 0-1
3/30/79 L 137.700-133.700 N

MONTANA (5-0)
H: 2-0 A: 1-0 N: 2-0
2/19/82 W 141.900-133.450 N
2/13/84 W 172.150-166.000 H
1/12/85 W 170.850-167.450 A
1/21/85 W 176.400-169.700 H
1/31/86 W 175.500-169.750 N

MONTANA STATE (7-0)
H: 5-0 A: 2-0 N: 0-0
2/9/81 W 140.300-123.600 H
2/8/82 W 142.500-133.800 H
1/31/83 W 177.150-153.150 H
2/18/83 W 168.200-157.650 A
2/17/86 W 184.050-169.500 H
2/7/87 W 178.900-171.300 A
2/23/87 W 182.050-171.850 H

NEBRASKA (9-19)
H: 2-3 A: 0-6 N: 7-10
1/9/78 W 131.650-130.050 N
12/8/78 W 126.000-123.600 N
3/30/79 W 133.700-131.950 N
1/11/80 L 131.200-129.100 H
4/4/80 W 131.450-126.700 N
3/15/81 L 139.700-139.450 A
1/18/82 W 142.850-142.650 H
4/5/86 W 182.750-181.600 N
4/11/87 L 185.150-182.600 N
2/22/88 W 185.600-185.200 N
4/9/88 L 187.050-184.800 N
4/1/89 L 192.400-188.300 N
2/7/90 L 191.225-187.550 N
4/6/91 W 190.575-188.275 N
3/16/92 L 190.000-189.950 H
4/6/92 L 191.225-189.350 N
4/3/93 W 189.850-187.575 H
4/9/94 L 190.100-188.450 N

1/15/95 L 190.275-188.400 A
4/8/95 L 194.725-191.950 A
2/16/96 L 193.925-190.775 N
4/13/96 L 195.300-193.050 N
4/5/97 L 195.150-193.675 N
4/4/98 L 194.275-191.175 N
2/27/00 L 196.775-192.750 A
3/6/16 L 197.350-195.750 A
2/25/17 L 197.175-196.200 A
3/3/23 L 197.500-194.600 H

NEW HAMPSHIRE (3-2)
H: 3-0 A: 0-2 N: 0-0
3/19/90 W 188.800-186.500 H
2/15/08 W 192.425-190.900 H
1/17/10 L 195.500-191.650 A
3/4/16 W 196.025-193.825 H
1/29/17 L 195.175-194.075 L

NEW MEXICO (18-4)
H: 6-1 A: 6-1 N: 6-2
1/9/78 W 131.650-122.800 N
2/10/78 W 134.450-130.550 A
3/10/78 W 134.700-129.900 A
2/1/80 W 133.100-132.650 A
3/22/80 W 141.150-135.950 N
3/28/81 W 142.400-138.850 A
3/26/83 W 174.350-132.450 H
3/6/84 L 178.550-174.800 H
2/22/85 L 178.250-174.000 N
2/15/86 W 184.700-182.300 A
3/22/86 W 181.150-171.600 N
3/9/87 W 186.150-184.100 H
3/28/87 L 185.400-184.850 N
4/11/87 W 182.600-180.700 N
3/26/88 W 186.400-184.500 H
3/11/89 L 188.400-184.500 A
3/18/89 W 186.600-184.500 N
3/20/89 W 188.500-185.700 H
3/24/90 W 188.850-188.000 N
3/26/90 W 192.600-186.000 H
2/24/91 W 191.400-184.950 A
3/1/91 W 189.250-182.300 H

NORTH CAROLINA (1-1)
H: 0-0 A: 0-1 N: 1-0
3/3/90 W 186.900-177.500 N
1/5/24 L 193.725-193.175 A

NORTH CAROLINA ST. (2-2)
H: 2-0 A: 0-1 N: 0-1
2/14/03 L 195.575-194.350 A
3/14/03 W 196.675-195.775 H
1/8/06 L 188.575-187.925 N
1/13/17 W 195.400-193.900 H

NORTHERN COLO. (16-2)
H: 6-1 A: 0-0 N: 10-1
1/9/78 W 131.650-124.800 N
2/4/78 W 142.000-126.100 H
2/18/78 W 134.250-130.700 N
1978 W 136.200-130.450 N
3/10/78 W 134.700-130.200 N
12/8/78 L 128.150-126.000 N
12/8/78 W 126.000-106.750 N
2/2/79 W 131.700-124.950 N
3/17/79 W 133.300-131.750 H
1/25/80 L 132.650-129.350 H
3/22/80 W 141.150-137.250 N
2/9/81 W 140.300-134.500 H
2/21/81 W 138.200-135.200 N
3/28/81 W 142.400-138.000 N
2/8/82 W 142.500-134.900 H
3/20/82 W 142.200-138.750 N
1/13/83 W 170.400-163.150 H
1/31/84 W 179.000-166.550 H

OHIO STATE (1-5)
H: 0-1 A: 0-1 N: 1-3
12/8/79 L 127.900-126.000 N
4/10/81 W 132.750-132.300 N
4/2/82 L 141.050-137.450 N

2/28/03 L 196.375-195.275 H
3/22/03 L 196.925-195.100 A
3/10/23 L 196.900-195.000 N

OKLAHOMA (8-18)
H: 2-1 A: 2-3 N: 4-14
3/24/84 L 176.100-168.850 N
2/7/86 L 177.450-176.850 N
3/29/86 W 182.550-182.150 A
4/5/86 L 184.100-182.750 N
3/11/87 L 186.250-186.100 H
4/11/87 L 184.600-182.600 N
4/9/88 W 184.800-184.550 A
4/1/89 L 190.000-188.300 N
4/7/90 L 187.825-187.550 N
4/6/91 W 190.575-188.125 N
2/14/92 W 190.500-186.400 H
3/21/92 L 192.750-191.550 A
4/6/92 W 189.350-188.700 N
4/3/93 W 189.850-187.900 H
1/27/94 W 188.675-184.350 N
4/9/94 L 189.800-188.450 N
4/8/95 W 191.950-191.050 N
4/4/98 L 193.125-191.175 N
1/21/01 L 195.300-193.850 N
1/19/03 L 195.950-192.875 A
2/9/08 L 195.925-192.275 N
1/21/12 L 197.450-192.325 N
2/12/16 L 197.675-195.100 N
4/1/17 L 198.075-194.850 N
1/22/22 L 197.900-196.350 N
2/9/24 L 198.450-195.000 A

OKLAHOMA STATE (5-2)
H: 2-0 A: 2-0 N: 1-2
2/21/80 W 137.450-134.000 H
4/4/80 W 131.450-131.050 N
4/10/81 L 138.450-132.750 N
2/14/82 W 139.900-139.800 A
3/5/82 W 140.050-136.700 H
4/2/82 L 138.500-137.450 N
3/27/86 W 184.000-182.200 A

ORAL ROBERTS (3-0)
H: 1-0 A: 1-0 N: 1-0
1/25/82 W 143.650-140.250 H
2/16/82 W 143.450-138.400 A
4/2/16 W 137.450-136.950 N

OREGON (1-0)
H: 1-0 A: 0-0 N: 0-0
2/21/80 W 137.450-134.650 H

OREGON STATE (1-18)
H: 1-4 A: 0-7 N: 0-7
1/27/79 L 134.350-131.700 N
3/30/79 L 134.550-133.700 N
4/4/80 L 140.150-131.450 N
4/10/81 L 141.150-132.750 N
2/11/83 L 181.750-178.350 H
1/28/84 L 180.950-177.150 A
2/22/85 L 185.850-174.000 A
3/4/85 L 183.300-180.450 H
2/3/86 L 182.750-182.050 A
2/29/88 L 188.900-187.050 H
2/18/89 L 188.700-183.500 A
1/11/91 L 190.100-186.000 H
4/19/91 L 192.350-185.950 N
3/6/92 L 194.400-187.100 A
2/12/93 W 190.600-189.000 H
1/27/95 L 192.525-184.850 A
3/9/07 L 195.375-194.675 N
2/15/14 L 196.675-194.025 A
3/17/24 L 196.950-195.950 N

PENN STATE (1-10)
H: 0-3 A: 1-2 N: 0-5
3/30/79 L 143.700-133.700 A
3/4/80 L 146.100-137.850 H
4/4/80 L 145.500-131.450 N
2/13/81 L 146.200-132.800 A
4/10/81 L 141.800-132.750 N



ALL-TIME OPPONENTS HISTORY

3/6/82	L 144.400-139.800	H
1/21/83	W 171.300-169.300	A
3/8/84	L 180.800-179.200	H
4/19/91	L 190.950-185.950	N
4/14/07	L 195.775-192.525	N
3/9/18	L 196.675-195.725	N

PITTSBURGH (1-4)

H: 0-1 A: 0-1 N: 1-2

3/30/79	L 133.850-133.700	N
4/10/81	L 135.400-132.750	N
3/6/09	L 194.550-192.675	H
1/12/19	L 194.750-194.600	A
2/17/19	W 196.075-195.100	N

RHODE ISLAND (2-0)

H: 1-0 A: 0-0 N: 1-0

3/12/90	W 188.700-179.900	H
2/14/03	W 194.350-190.825	N

RUTGERS (0-2)

H: 0-0 A: 0-0 N: 0-2

2/23/13	L 193.925-192.150	N
1/5/24	L 193.400-193.175	N

SACRAMENTO STATE (12-15)

H: 4-5 A: 1-6 N: 7-4

3/20/93	W 189.500-183.950	N
3/27/94	W 190.450-185.075	N
1/23/98	W 187.125-178.825	N
1/22/99	W 191.025-187.125	H
2/4/00	L 190.475-190.450	A
2/24/06	L 193.750-192.175	H
3/25/06	L 193.950-193.100	H
1/7/07	L 191.375-190.000	A
3/31/07	L 195.275-195.175	N
1/18/08	L 192.575-191.050	H
3/29/08	L 194.275-194.150	N
2/27/09	L 192.050-190.250	A
3/21/09	L 195.350-192.425	N
3/19/10	L 194.650-192.050	H
3/27/10	W 193.675-192.650	N
2/11/11	L 192.000-190.625	A
3/19/11	L 193.550-191.850	N
2/17/12	W 193.875-193.400	H
3/24/12	L 195.675-194.775	H
3/1/13	L 193.800-193.400	A
3/23/13	L 195.500-195.100	N
2/28/14	W 195.100-193.650	H
3/8/15	W 195.750-195.050	N
3/15/15	W 196.325-196.000	A
1/19/18	W 195.450-193.275	H
2/9/18	W 195.000-194.400	N
2/21/20	W 196.800-192.700	N

SAN DIEGO STATE (4-1-1)

H: 2-0 A: 1-1 N: 1-0-1

2/23/79	W 133.700-127.300	N
2/24/79	W 130.850-128.350	A
3/1/80	W 136.750-135.550	H
2/22/82	W 145.750-143.400	H
2/22/85	T 174.000-174.000	N
3/2/85	L 175.750-175.200	A

SAN JOSÉ STATE (18-17)

H: 8-4 A: 3-6 N: 7-7

2/29/80	W 137.700-123.950	N
3/28/92	W 192.700-189.750	H
3/20/93	W 189.500-182.450	N
3/27/94	W 190.450-180.050	A
3/25/95	W 190.550-183.900	N
3/30/96	W 193.650-191.525	H
2/26/01	L 193.975-193.750	H
1/26/02	L 192.425-191.475	A
1/17/04	L 193.875-192.800	N
1/23/04	W 194.150-193.875	N
1/8/06	L 188.450-187.925	N
3/25/06	W 193.100-192.800	H
1/25/07	W 194.225-193.025	A
3/31/07	W 195.175-193.750	N
3/7/08	W 194.450-194.125	H
3/29/08	L 194.725-194.150	N

2/20/09	L 194.850-191.375	N
3/8/09	L 194.150-191.150	A
3/21/09	L 194.875-192.425	N
3/12/10	L 194.675-193.725	H
3/27/10	W 193.675-193.600	N
1/21/11	L 194.700-191.350	A
3/19/11	L 193.925-191.850	A
2/10/12	L 194.950-194.875	H
3/24/12	L 194.800-194.775	H
2/15/13	L 194.550-193.225	A
3/23/13	W 195.100-194.700	N
1/26/14	L 195.400-194.400	N
3/7/14	W 195.525-195.100	H
3/8/15	W 195.750-195.675	A
3/5/17	L 195.150-194.025	A
1/19/18	W 195.450-194.275	H
2/16/24	W 195.925-195.725	H
3/1/24	L 196.450-195.300	N
3/23/24	W 196.500-196.400	H

SEATTLE PACIFIC (11-0)

H: 2-0 A: 0-0 N: 9-0

3/7/81	W 138.250-126.800	N
2/19/82	W 141.900-133.450	N
1/12/85	W 170.850-169.050	N
2/17/86	W 184.050-173.500	H
1/27/95	W 184.850-177.050	N
2/17/06	W 192.225-188.375	N
1/25/07	W 194.225-189.875	N
2/1/14	W 195.225-190.250	N
2/15/14	W 194.025-192.650	N
2/6/15	W 194.725-192.075	H
3/8/15	W 195.750-194.025	N

SE MISSOURI (1-0)

H: 0-0 A: 0-0 N: 1-0

2/25/17	W 196.200-190.325	N
---------	-------------------	---

SOUTHERN CAL (4-6)

H: 1-0 A: 1-0 N: 2-6

1978	L 143.050-136.200	N
2/17/79	W 135.500-134.600	H
2/23/79	L 134.050-133.700	N
3/30/79	L 135.250-133.700	N
2/27/80	W 137.300-137.050	A
2/29/80	L 139.150-137.700	N
4/10/81	L 137.000-132.750	N
1/28/84	L 180.650-177.150	N
2/18/84	W 174.550-174.400	N
2/7/86	W 176.850-149.700	N

SOUTHERN COLO. (1-0)

H: 0-0 A: 0-0 N: 1-0

1/9/78	W 131.650-99.600	N
--------	------------------	---

SOUTHERN ILLINOIS (2-1)

H: 1-0 A: 0-0 N: 1-1

1/13/78	W 135.950-129.750	H
4/4/80	L 132.850-131.450	N
4/2/82	W 137.450-133.250	N

SOUTHERN UTAH (57-60)

H: 29-17 A: 18-24 N: 10-19

2/14/83	W 178.250-147.600	H
1/29/85	W 175.050-150.150	H
1/11/86	W 175.800-147.550	A
2/23/87	W 182.050-153.150	H
1/11/88	W 180.650-141.450	H
2/13/89	W 185.300-158.650	H
1/15/90	W 181.950-174.400	A
1/22/90	W 182.950-175.350	H
1/26/91	W 189.300-181.350	A
2/4/91	W 188.750-182.550	H
1/20/92	W 185.550-184.000	N
3/2/92	W 191.700-187.500	A
3/14/92	W 191.900-188.850	N
3/16/92	W 189.950-187.800	H
1/18/93	W 188.450-186.300	N
2/15/93	W 190.950-189.950	A
3/8/93	L 191.800-191.650	H
2/28/94	W 190.350-184.775	H
3/21/94	W 188.050-185.875	A

2/6/95	L 190.300-190.100	N
3/6/95	W 193.950-192.775	H
3/20/95	W 193.950-192.275	A
2/5/96	W 193.275-192.775	A
2/19/96	W 193.425-193.250	H
2/24/97	W 194.750-194.475	A
3/10/97	W 196.025-193.775	H
2/23/98	L 192.875-192.200	A
3/6/98	W 191.725-189.400	H
1/22/99	W 191.025-189.700	H
2/12/99	W 193.950-191.950	A
3/6/99	W 194.275-193.475	H
2/14/00	W 194.575-193.300	A
2/18/00	W 194.525-193.575	H
2/27/00	L 193.075-192.750	N
4/1/00	W 192.950-191.800	N
2/2/01	W 194.350-194.025	H
3/12/01	L 195.300-194.300	A
3/8/02	W 195.425-195.275	H
3/13/02	L 196.000-194.850	A
3/22/02	L 195.575-195.550	H
2/10/03	L 195.550-195.150	A
3/7/03	L 195.875-195.225	N
3/10/03	W 195.850-195.375	H
3/29/03	L 195.375-194.350	A
2/6/04	W 196.000-195.700	H
2/16/04	W 196.000-195.225	A
3/19/04	L 194.500-194.300	N
2/8/05	L 193.900-192.625	A
3/14/05	W 195.825-194.700	H
3/25/05	W 195.150-194.350	N
1/27/06	L 193.175-192.675	N
3/3/06	L 194.000-192.650	A
3/13/06	L 195.125-193.775	H
3/25/06	L 193.600-193.100	H
2/16/07	L 194.575-192.275	A
2/23/07	W 195.675-194.700	H
3/31/07	L 195.225-195.175	A
2/4/08	L 196.000-192.250	A
2/22/08	L 193.100-189.650	N
3/21/08	L 195.075-193.150	H
3/29/08	L 194.575-194.150	N
1/26/09	L 194.750-191.925	A
3/16/09	L 194.950-191.050	H
3/21/09	L 195.175-192.425	N
1/22/10	L 195.050-191.225	A
2/15/10	L 195.075-186.675	H
3/27/10	L 195.800-193.675	N
1/7/11	L 193.475-192.800	H
1/29/11	L 194.275-191.900	N
2/4/11	L 194.000-192.125	A
3/12/11	L 195.400-193.150	A
3/19/11	L 194.825-191.850	N
1/27/12	L 194.525-194.050	H
2/25/12	L 193.925-193.625	N
3/9/12	W 194.200-193.700	A
3/24/12	L 195.025-194.775	H
1/25/13	L 194.025-192.875	H
2/1/13	L 195.425-194.200	A
3/23/13	W 195.100-194.925	A
1/17/14	W 194.150-193.975	A
3/14/14	W 196.000-195.550	H
3/22/14	L 196.125-196.075	N
2/20/15	L 196.225-195.025	H
2/27/15	L 196.475-195.100	A
3/21/15	L 196.275-195.125	N
1/22/16	L 195.275-194.900	A
1/29/16	W 195.425-195.250	H
3/19/16	L 196.575-195.875	N
4/2/16	W 195.025-194.950	N
2/10/17	L 196.725-195.725	A
3/10/17	L 195.675-194.600	H
3/18/17	W 196.100-196.075	H
2/12/18	W 195.275-195.200	A
3/16/18	W 196.500-195.750	H
3/24/18	W 195.825-195.575	A
2/1/19	L 195.500-194.975	A
3/8/19	L 196.350-195.275	H
3/22/19	L 195.900-193.800	N
1/11/20	L 194.650-194.150	N
1/31/20	L 195.875-195.175	A
2/14/20	W 196.525-196.450	H

1/9/21	W 194.350-194.325	N
1/22/21	L 196.650-196.625	H
2/19/21	L 197.275-195.975	A
3/9/21	W 196.775-195.125	N
3/20/21	W 196.250-196.225	H
1/7/22	W 195.875-195.000	N
2/4/22	W 196.425-195.550	H
2/11/22	L 196.975-196.800	A
3/19/22	W 197.025-196.500	N
1/13/23	L 196.175-195.800	N
1/20/23	L 196.600-193.425	A
2/17/23	L 197.125-196.175	H
3/18/23	L 196.875-195.825	N
1/15/24	L 194.000-193.600	N
1/19/24	W 195.375-195.075	A
2/2/24	L 196.800-196.275	H

SPOKANE COLLEGE (1-0)

H: 0-0 A: 0-0 N: 1-0

1/31/86	W 175.500-160.250	N
---------	-------------------	---

STANFORD (5-10)

H: 3-0 A: 0-1 N: 2-9

2/9/80	W 136.550-134.150	H
2/22/85	L 179.000-174.000	N
3/2/85	L 176.750-175.200	N
4/4/88	W 187.450-184.900	H
2/25/89	L 188.100-187.500	



ALL-TIME OPPONENTS HISTORY

3/30/79	W 133.700-130.950	N
2/29/80	L 143.350-137.700	A
4/4/80	L 138.850-131.450	A
4/10/81	L 144.100-132.750	N
2/12/83	L 181.500-180.500	H
2/18/84	L 187.350-174.550	A
3/4/01	L 197.700-192.225	A
2/26/10	L 197.250-188.700	N
3/16/14	L 197.050-196.000	A
4/5/14	L 196.600-191.875	N
4/2/16	L 196.375-195.025	N
2/20/17	L 195.875-195.700	A
3/16/19	L 197.575-194.850	A
1/18/20	L 197.425-194.750	N

UC SANTA BARBARA (14-0)

H: 5-0 A: 3-0 N: 6-0		
3/28/92	W 192.700-189.750	H
3/20/93	W 189.500-185.800	N
3/27/94	W 190.450-189.050	N
3/25/95	W 190.550-189.675	A
3/30/96	W 193.650-190.800	H
3/22/97	W 194.075-193.575	N
2/13/98	W 194.100-184.450	H
3/21/98	W 194.525-186.475	N
2/21/99	W 190.850-186.175	A
3/27/99	W 195.200-187.925	N
2/18/00	W 194.525-190.600	H
3/18/00	W 194.250-191.550	H
3/4/01	W 192.225-188.575	N
3/24/01	W 195.675-193.575	A

UTAH (3-96)

H: 2-28 A: 0-42 N: 1-26		
2/3/78	L 140.000-134.400	A
2/4/78	W 142.000-106.450	H
3/10/78	L 138.050-134.700	N
1/12/79	W 136.150-129.500	H
1/26/79	W 133.650-129.300	N
1/27/79	L 132.100-131.700	N
3/17/79	L 136.050-133.300	H
3/30/79	L 138.100-133.700	N
2/1/80	L 140.800-133.100	N
2/2/80	L 139.900-134.150	N
2/9/80	L 144.500-136.550	H
2/29/80	L 145.200-137.700	N
3/22/80	L 147.450-141.150	N
4/4/80	L 144.150-131.450	N
2/9/81	L 150.200-140.300	H
2/27/81	L 148.200-140.950	A
3/28/81	L 149.350-142.400	N
4/10/81	L 145.650-132.750	A
1/17/83	L 181.750-170.300	A
3/9/83	L 186.900-178.550	H
3/26/83	L 185.550-174.350	H
2/6/84	L 190.900-180.250	A
3/8/84	L 186.750-179.200	H
3/24/84	L 187.300-168.850	A
2/9/85	L 189.700-176.400	A
3/4/85	L 186.700-180.950	H

3/4/86	L 188.750-184.050	A
3/10/86	L 186.250-183.850	H
3/22/86	L 186.850-181.150	A
4/5/86	L 187.750-182.750	A
1/26/87	L 189.000-184.700	A
3/28/87	L 187.405-184.850	A
4/11/87	L 188.600-182.600	N
1/29/88	L 185.600-180.650	N
2/22/88	L 190.550-185.600	A
3/26/88	L 190.900-186.400	H
4/9/88	L 190.200-184.800	N
1/16/89	L 187.600-181.450	A
3/4/89	L 191.600-188.900	H
3/18/89	L 191.800-186.600	N
4/1/89	L 192.800-188.300	A
1/19/90	L 191.950-184.550	A
3/17/90	L 191.450-189.050	H
3/24/90	L 194.500-188.850	A
4/7/90	L 194.950-187.550	A
2/2/91	L 195.600-190.600	A
2/20/91	L 192.400-190.800	H
4/6/91	L 194.625-190.575	N
4/19/91	L 194.375-185.950	N
1/20/92	L 194.000-185.550	A
2/7/92	L 195.750-188.600	A
2/24/92	L 195.650-190.650	H
4/6/92	L 197.075-189.350	A
1/18/93	L 196.950-188.450	A
2/8/93	L 196.300-187.800	A
3/1/93	L 195.850-191.400	H
4/3/93	L 196.980-189.850	H
2/7/94	L 194.675-190.050	A
3/12/94	L 194.200-192.800	H
4/9/94	L 194.100-188.450	N
2/6/95	L 196.300-190.100	A
3/11/95	L 197.175-193.925	H
4/8/95	L 196.625-191.950	N
1/19/96	L 192.350-188.050	H
2/23/96	L 196.100-192.800	A
4/13/96	L 196.675-193.050	A
1/24/97	L 196.750-193.625	H
2/17/97	L 196.925-192.750	A
4/5/97	L 195.700-193.675	A
2/2/98	L 195.950-193.400	H
2/27/98	L 196.175-192.775	A
4/4/98	L 195.575-191.175	N
2/26/99	L 197.625-195.675	H
1/14/00	L 195.650-190.375	A
2/7/00	L 197.075-193.175	H
4/1/00	L 196.325-192.950	N
2/6/01	L 197.125-194.325	A
4/7/01	L 194.075-191.200	A
2/15/02	L 196.350-193.600	H
2/7/03	L 197.825-196.150	H
2/27/04	L 198.050-195.475	A
1/14/05	L 195.675-193.850	H
1/27/06	L 197.200-192.675	A
2/9/07	L 196.575-194.325	H
2/22/08	L 197.200-189.650	A
2/9/09	L 196.950-193.500	H

2/12/10	L 196.225-178.250	A
2/25/11	L 196.550-193.150	H
1/13/12	L 197.400-191.925	A
4/5/14	L 197.300-191.875	N
4/4/15	L 196.575-195.150	N
4/2/16	L 197.125-195.025	A
1/11/20	L 197.000-194.150	N
1/9/21	L 196.900-194.350	N
3/12/21	L 197.275-196.500	A
1/7/22	L 197.100-195.875	N
1/13/23	L 197.750-195.800	N
1/15/24	L 197.725-193.600	N
3/15/24	L 198.300-195.225	A

UTEP (7-0)

H: 2-0 A: 2-0 N: 3-0		
2/11/78	W 134.500-123.100	A
3/10/78	W 134.700-124.100	N
1/19/79	W 133.400-110.350	H
2/2/80	W 134.150-119.450	A
3/22/80	W 141.150-126.100	N
1/31/81	W 137.400-120.450	H
3/28/81	W 142.400-128.000	N

WASHINGTON (10-13)

H: 5-1 A: 0-8 N: 5-4		
2/9/81	W 140.300-139.000	H
1/30/82	L 138.000-137.600	A
2/14/83	W 178.250-173.750	H
1/26/84	L 182.350-174.000	A
2/22/85	L 181.400-174.000	N
1/26/87	W 184.700-182.650	N
1/9/88	L 178.200-176.700	A
1/25/88	W 182.200-176.150	H
1/29/88	L 182.350-180.650	N
3/2/91	W 188.900-187.500	N
2/21/92	W 189.250-185.850	N
3/6/92	W 187.100-184.450	N
1/21/94	L 187.100-186.400	A
2/14/94	W 191.400-188.950	H
1/23/98	L 191.250-187.125	A
3/6/98	L 194.775-191.725	H
2/6/99	W 193.125-192.550	N
2/10/06	W 193.350-190.400	H
1/12/07	L 193.000-191.400	A
4/2/16	L 195.825-195.025	N
4/1/17	L 196.550-194.850	A
3/1/19	L 196.750-195.025	N
3/6/22	L 196.825-195.775	A

WASHINGTON STATE (6-0)

H: 4-0 A: 1-0 N: 1-0		
4/2/82	W 137.450-134.400	N
2/14/83	W 178.250-170.350	H
1/29/85	W 175.050-170.850	H
2/25/85	W 179.100-177.650	H
1/31/86	W 175.500-172.550	A
3/10/86	W 183.850-138.350	H

WEBER STATE (2-0)

H: 1-0 A: 0-0 N: 1-0		
1/21/78	W 140.700-109.200	H
2/18/78	W 134.250-106.650	N

W. AUSTRALIAN STATE TEAM (1-0)

H: 1-0 A: 0-0 N: 0-0		
1/6/82	W 133.950-132.500	H

WEST VIRGINIA (3-5)

H: 1-0 A: 1-0 N: 1-5		
4/2/82	L 141.400-137.450	N
3/3/90	W 186.900-184.050	N
3/4/96	W 192.025-191.225	H
2/27/00	L 195.475-192.750	N
4/1/00	L 195.475-192.950	N
4/7/01	L 192.400-191.200	N
1/12/19	L 195.500-194.600	N
2/17/19	W 196.075-195.575	A

WILLIAM & MARY (1-0)

H: 0-0 A: 0-0 N: 1-0		
2/14/03	W 194.350-193.175	N

WISCONSIN (2-0)

H: 1-0 A: 1-0 N: 0-0		
1/13/86	W 178.850-167.450	H
2/2/90	W 187.450-184.500	A

WISCONSIN-EAU CLAIRE (2-0)

H: 0-0 A: 0-0 N: 2-0		
1/17/04	W 192.800-185.525	N
1/21/11	W 191.350-181.675	N

WISCONSIN-LA CROSSE (1-0)

H: 0-0 A: 0-0 N: 1-0		
1/7/07	W 190.000-185.100	N

YALE (1-0)

H: 0-0 A: 0-0 N: 1-0		
1/17/10	W 191.650-186.525	N

CONFERENCE TITLES (6)

1992.....	Big West (192.700)
1996.....	Big West (193.650)
1998.....	Big West (194.525)
2001.....	Big West (195.675)
2005...	Western Gym. (195.150)
2022.....	MRGC (197.025)



UTAH STATE POSTSEASON HISTORY

AIAW NATIONALS (4)

Year.....Finish	
1979.....	10th
1980.....	13th
1981.....	14th
1982.....	9th

NCAA NATIONALS (1)

Year.....Finish	
1991.....	12th

NCAA REGIONALS (26)

Year.....Finish	
1983.....	4th
1984.....	6th
1986.....	5th
1987.....	6th
1988.....	5th
1989.....	6th
1990.....	6th
1991.....	5th
1992.....	6th
1993.....	5th
1994.....	7th
1995.....	6th
1996.....	6th
1997.....	6th
1998.....	7th

1999.....	3rd
2000.....	5th
2001.....	5th
2002.....	6th
2005.....	6th
2007.....	6th
2014.....	6th
2015.....	5th
2016.....	5th
2017.....	6th
2021... T-3rd (2nd Round - Session II)	
2022.... 3rd (2nd Round - Session I)	




ALL-TIME COACHING RESULTS


Year	Coach	Regular Season	Postseason	Overall	High Score	Conference Finish	Regional Finish	National Finish
1977-78	Ray Corn	30-4	6-2	36-6	142.000	---	Third	(AIAW) DNQ
1978-79	Ray Corn	25-7	10-11	35-18	136.150	---	Third	(AIAW) 10th
1979-80	Ray Corn	15-15	8-14	23-29	141.150	---	Third	(AIAW) 13th
1980-81	Ray Corn	16-6	5-15	21-21	142.400	---	Third	(AIAW) 14th
1981-82	Ray Corn	13-4	4-9	17-13	145.750	---	Second	(AIAW) Ninth
1982-83	Ray Corn	11-7	3-3	14-10	180.500	---	Fourth	(NCAA) DNQ
1983-84	Ray Corn	9-12	0-5	9-17	180.250	---	Sixth	(NCAA) DNQ
1984-85	Ray Corn	11-14-1	---	11-14-1	181.600	---	---	(NCAA) DNQ
1985-86	Ray Corn	21-6	3-5	24-11	184.700	Second	Fifth	(NCAA) DNQ
1986-87	Ray Corn	13-4	2-7	15-11	186.700	Third	Sixth	(NCAA) DNQ
1987-88	Ray Corn	13-8	4-5	17-13	187.450	Second	Fifth	(NCAA) DNQ
1988-89	Ray Corn	8-10	4-7	12-17	188.900	Third	Sixth	(NCAA) DNQ
1989-90	Ray Corn	14-3-1	4-7	18-10-1	192.600	Third	Sixth	(NCAA) DNQ
1990-91	Ray Corn	12-7	2-15	14-22	192.000	---	Fifth	(NCAA) 12th
1991-92	Ray Corn	12-10	4-5	16-15	192.700	First	Sixth	(NCAA) DNQ
1992-93	Ray Corn	9-9	5-5	14-14	191.650	Second	Fifth	(NCAA) DNQ
1993-94	Ray Corn	12-4	3-7	15-11	193.750	Second	Seventh	(NCAA) DNQ
1994-95	Ray Corn	7-8	4-6	11-14	193.950	Second	Sixth	(NCAA) DNQ
1995-96	Ray Corn	7-9	5-5	12-14	194.150	First	Sixth	(NCAA) DNQ
1996-97	Ray Corn	7-5	3-6	10-11	197.225	Second	Sixth	(NCAA) DNQ
1997-98	Ray Corn	5-11	3-6	8-17	194.525	First	Seventh	(NCAA) DNQ
1998-99	Ray Corn	12-2	5-3	17-5	195.675	Second	Third	(NCAA) DNQ
1999-00	Ray Corn	9-8	3-5	12-13	195.900	Second	Fifth	(NCAA) DNQ
2000-01	Ray Corn	6-10	4-4	10-14	196.025	First	Fifth	(NCAA) DNQ
2001-02	Ray Corn	5-13	2-7	7-20	195.550	Third	Sixth	(NCAA) DNQ
2002-03	Ray Corn	9-10	0-3	9-13	196.675	Fourth	---	(NCAA) DNQ
2003-04	Ray Corn	8-10	1-2	9-12	196.225	Third	---	(NCAA) DNQ
2004-05	Ray Corn	5-8	3-5	8-13	195.900	First	Sixth	(NCAA) DNQ
2005-06	Ray Corn	5-14	2-3	7-17	193.775	Fourth	---	(NCAA) DNQ
2006-07	Ray Corn	8-8	3-7	11-15	195.675	Third	Sixth	(NCAA) DNQ
2007-08	Ray Corn	5-14	1-4	6-18	194.450	Fifth	---	(NCAA) DNQ
Career Totals:		342-260-2	106-188	448-448-2	197.225	First (5x)	Second (1x)	Ninth (1x)
2008-09	Jeff Richards	1-14	0-5	1-19	193.825	Sixth	---	(NCAA) DNQ
2009-10	Jeff Richards	1-16	3-2	4-18	193.725	Third	---	(NCAA) DNQ
2010-11	Jeff Richards	2-14	1-4	3-18	194.550	Fifth	---	(NCAA) DNQ
2011-12	Jeff Richards	5-12	0-4	5-16	194.875	Fifth	---	(NCAA) DNQ
2012-13	Jeff Richards	3-11	2-3	5-14	195.100	Fourth	---	(NCAA) DNQ
Career Totals:		12-67	6-18	18-85	195.100	Third (1x)	---	---
2013-14	Nadalie Walsh	10-8	0-9	10-17	196.075	Fifth	Sixth	(NCAA) DNQ
2014-15	Nadalie Walsh	9-8	2-7	11-15	196.350	Fourth	Fifth	(NCAA) DNQ
2015-16	Nadalie Walsh	7-8	1-7	8-15	196.025	Fourth	Fifth	(NCAA) DNQ
2016-17	Nadalie Walsh	7-10	2-6	9-16	196.300	Second	Sixth	(NCAA) DNQ
Career Totals:		33-34	5-29	38-63	196.350	Second (1x)	Fifth (2x)	---
2017-18	Amy Smith	8-9	1-2	9-11	196.500	Third	---	(NCAA) DNQ
2018-19	Amy Smith	5-10	0-3	5-13	196.075	Fourth	---	(NCAA) DNQ
2019-20	Amy Smith	7-6-1	0-0	7-6-1	196.800	Fourth	---	(NCAA) DNQ
2020-21	Amy Smith	3-12	0-2-1	3-14-1	196.775	Third	Tie for Third	(NCAA) DNQ
2021-22	Amy Smith	11-9	4-2	15-11	196.775	First	Third	(NCAA) DNQ
Career Totals:		34-46-1	5-9-1	39-55-2	197.025	First (1x)	Third (2x)	---
2022-23	Kristine White	2-12	0-3	2-15	196.175	Fourth	---	(NCAA) DNQ
2023-24	Kristine White	6-17	2-1	8-18	196.500	Second	---	(NCAA) DNQ
Program Totals:		429-436-3	124-248-1	553-684-4	197.225	First (6x)	Second (1x)	Ninth (1x)



Ray Corn



Jeff Richards



Nadalie Walsh



Amy Smith



Kristine White