

RECORDS

RECORDS

GAMES PLAYED

Season: 37 2011-12

GAMES WON

Season: 30 2010-11
30 2008-09

GAMES LOST

Season: 23 1981-82

WINNING PERCENTAGE

Season: 0.882 2010-11 30-4

TOTAL POINTS

Game: 140 1/2/85 vs. UNLV
Opponent: 142 1/2/85 by UNLV
Season: 2,788 2023-24

POINTS PER GAME

Season: 90.3 1969-70

TOTAL REBOUNDS

Game: 82 12/5/64 vs. Loyola (Calif.)
Opponent: 77 1/6/68 by Brigham Young
Season: 1,618 1959-60

REBOUNDS PER GAME

Season: 55.8 1959-60

ASSISTS

Game: 34 2/25/78 at Portland State
2/10/76 vs. Mesa State
Opponent: 37 2/1/90 by UNLV
Season: 620 2007-08

ASSISTS PER GAME

Season: 18.0 2021-22

TURNOVERS

Game: 33 1/17/74 vs. Utah
Season: 545 1995-96

BLOCKS

Game: 12 1/13/01 vs. Pacific
Opponent: 10 1/16/24 by New Mexico
11/18/94 by Simon Fraser
12/27/80 by Brigham Young
Season: 148 2023-24

BLOCKS PER GAME

Season: 4.6 1991-92

STEALS

Game: 19 2/6/84 vs. Pacific
Opponent: 21 1/21/89 by CS Fullerton
Season: 238 2023-24

STEALS PER GAME

Season: 8 1991-92

FIELD GOALS MADE

Game: 53 12/29/79 at New Mexico
2/25/78 at Portland State
Season: 1,008 1969-70

FIELD GOALS ATTEMPTED

Game: 104 1/13/68 vs. Seattle
Season: 2160 1963-64

FIELD GOAL PERCENTAGE

Game: .778 11/27/04 28-36 vs. UC Davis
Season: .529 1982-83 872-1649

THREE-POINT FIELD GOALS MADE

Game: 21 12/15/22 vs. Westminster
Season: 317 2017-18

THREE-POINT FIELD GOALS ATTEMPTED

Game: 43 2/28/18 at San José State
Season: 870 2017-18

THREE-POINT FIELD GOAL PERCENTAGE

Game: .875 2/10/90 7-8 at San José State
Season: .429 1997-98 139-324

FREE THROWS MADE

Game: 44 1/22/87 vs. CS Fullerton
Season: 662 1986-87

FREE THROWS ATTEMPTED

Game: 59 1/24/80 vs. San José State
Season: 928 1986-87

FREE THROW PERCENTAGE

Game: 100.0 2/23/02 17-17 vs. Idaho
1/6/07 12-12 at Fresno State
2/21/75 12-12 at New Orleans
1/15/09 10-10 vs. Fresno State
2/28/08 10-10 vs. Louisiana Tech
12/20/07 10-10 vs. Utah Valley
Season: .792 2007-08 532-672



The 2000-01 team tied the then-school record with 28 wins and notched the first NCAA Tournament win for Utah State in 31 years with a 77-69 victory in overtime against Ohio State.

GAMES PLAYED

Season:	37	Morgan Grim	2011-12
	37	Preston Medlin	2011-12
	37	Brockeith Pane	2011-12
Career:	139	Tyler Newbold	2008-11
		Tai Wesley	2008-11

GAMES STARTED

Season:	37	Morgan Grim	2011-12
	37	Preston Medlin	2011-12
Career:	132	Jaycee Carroll	2005-08

TOTAL POINTS

Game:	52	Wayne Estes	12/30/64	vs. Boston College
Opponent:	47	John Caughran	2/15/77	at California
Season:	821	Wayne Estes	1963-64	
Career:	2522	Jaycee Carroll	2005-08	

POINTS PER GAME

Season:	33.7	Wayne Estes	1964-65
Career:	26.7	Wayne Estes	1963-65

10-POINT GAMES

Career:	105	Greg Grant	1983-86
Consec.:	64	Wayne Estes	1963-65

TOTAL REBOUNDS

Game:	28	Wayne Estes	12/15/62	vs. Regis
Opponent:	29	Keith Swagerty	12/7/64	vs. Pacific
Season:	403	Cornell Green	1959-60	
Career:	1003	Greg Grant	1983-86	

REBOUNDS PER GAME

Season:	13.9	Marvin Roberts	1969-70
Career:	12.8	Marvin Roberts	1969-71

10-REBOUND GAMES

Career:	57	Justin Bean	2018-22
Consec.:	17	Marvin Roberts	1970-71

DOUBLE-DOUBLES

Season:	21	Marvin Roberts	1969-70
Career:	54	Marvin Roberts	1968-71
Consec.:	17	Marvin Roberts	1970-71

PERSONAL FOULS

Season:	116	Reid Newey	1987-88
Career:	401	Kendall Youngblood	1989-92

DISQUALIFICATIONS

Season:	14	Nate Wickizer	1992-93
Career:	30	Nate Wickizer	1992-95

ASSISTS

Game:	16	Oscar Williams	12/14/76	vs. Utah
Opponent:	15	Danny Tarkanian	2/19/83	at UNLV
Season:	228	Darius Brown II	2023-24	
Career:	562	Oscar Williams	1975-78	

ASSISTS PER GAME

Season:	7.7	Oscar Williams	1976-77
Career:	6	Oscar Williams	1975-78

TURNOVERS

Game:	11	Kendall Youngblood	3/9/89	vs. CS Fullerton
		Shaler Halimon	12/19/67	vs. San José State
Season:	144	Silas Mills	1995-96	
Career:	393	Kendall Youngblood	1989-92	

BLOCKS

Game:	9	Neemias Queta	3/12/21	vs. Colorado State
Opponent:	7	Joe Vogel	12/3/93	at Colorado State
Season:	97	Neemias Queta	2020-21	
Career:	219	Neemias Queta	2018-21	

BLOCKS PER GAME

Season:	3.3	Neemias Queta	2020-21
Career:	2.5	Neemias Queta	2018-21

STEALS

Game:	9	Jay Goodman	2/20/93	vs. San José State
Opponent:	10	Jeff Trepagnier	11/24/99	vs. Southern Cal
Season:	102	Jay Goodman	1992-93	
Career:	226	Greg Grant	1983-86	

STEALS PER GAME

Season:	3.8	Jay Goodman	1992-93
Career:	2.6	Jay Goodman	1991-93

MINUTES PLAYED

Game:	55	Vince Washington	1/2/85	vs. UNLV
Season:	1304	Jaycee Carroll	2007-08	
Career:	4596	Jaycee Carroll	2005-08	

MINUTES PLAYED PER GAME

Season:	37.4	Brian Jackson	1980-81
Career:	36.0	Vince Washington	1984-85

FIELD GOALS MADE

Game:	21	Wayne Estes	12/30/64	vs. Boston College
Season:	309	Wayne Estes	1963-64	
Career:	880	Jaycee Carroll	2005-08	

FIELD GOALS ATTEMPTED

Game:	40	Wayne Estes	12/26/64	at Hawai'i
Season:	645	Wayne Estes	1963-64	
Career:	1721	Jaycee Carroll	2005-08	

FIELD GOAL PERCENTAGE

Game:	1.000	Mike Santos	12-12	1/23/78 vs. ISU
Season:	.677	Nate Harris	134-198	2003-04
Career:	.641	Nate Harris	588-918	2003-06

THREE-POINT FIELD GOALS MADE

Game:	10	Jaycee Carroll	2/2/06	at New Mexico State
Season:	114	Jaycee Carroll	2007-08	
Career:	369	Jaycee Carroll	2005-08	

THREE-POINT FIELD GOALS ATTEMPTED

Game:	19	Brock Miller	12/10/19	vs. Saint Katherine
Season:	256	Steven Ashworth	2022-23	
Career:	793	Jaycee Carroll	2005-08	

THREE-POINT FIELD GOAL PERCENTAGE

Game:	1.000	Jay Goodman	6-6	12/8/92 vs. Utah
Season:	.500	Brian Green	53-106	2009-10
Career:	.481	Brian Green	129-268	2010-11

FREE THROWS MADE

Game:	17	Sam Merrill	11/5/19	Montana State
		Tim Tollestrup	1/17/70	vs. Utah
		Bart Johnson	12/11/54	at Idaho
Season:	227	Cornell Green	1961-62	
Career:	469	Wayne Estes	1963-65	

FREE THROWS ATTEMPTED

Game:	24	Great Osobor	3/14/24	vs. Fresno State
Season:	324	Cornell Green	1961-62	
Career:	646	Marvin Roberts	1969-71	

FREE THROW PERCENTAGE

Game:	1.000	Jaycee Carroll	15-15	2/5/07 vs. NMSU
	1.000	Jim Boatwright	14-14	12/29/72 vs. LSU
Season:	.921	Tony Brown	58-63	1998-99
Career:	.891	Sam Merrill	448-503	2017-20

POINTS (1,000-PLUS)

Name	Years	Points
1. Jaycee Carroll	2005-08	2522
2. Sam Merrill	2017-20	2197
3. Greg Grant	1983-86	2127
4. Wayne Estes	1963-65	2001
5. Brian Jackson	1978-81	1900
6. Cornell Green	1960-62	1890
7. Marvin Roberts	1969-71	1844
8. Kendall Youngblood	1989-92	1774
9. Tai Wesley	2008-11	1749
10. Jalen Moore	2014-17	1645
11. Tony Brown	1999-02	1564
12. Eric Franson	1991, 94-96	1545
13. Reid Newey	1984, 87-89	1536
14. Nate Harris	2003-06	1475
15. Dean Hunger	1977-80	1472
16. Kevin Nixon	1985-88	1456
17. Justin Bean	2018-22	1445
18. Dan Conway	1986-89	1398
19. Preston Medlin	2010, 12-14	1368
20. Mike Santos	1975-78	1287
21. Shaler Halimon	1967-68	1284
22. Spencer Nelson	1999, 03-05	1283
23. Bob Lauriski	1971-73	1266
24. Rich Haws	1973-75	1255
25. Jim Boatwright	1972-74	1238
26. Max Perry	1959-61	1236
27. Jay Goodman	1991-93	1215
28. Jimmy Moore	1973-75	1164
29. Bert Cook	1950-52	1133
Neemias Queta	2018-21	1133
31. Troy Collier	1963-64	1109
32. Jeff O. Anderson	1985-88	1095
33. Nate Williams	1970-71	1080
34. Gary Wilkinson	2008-09	1065
35. Desmond Penigar	2002-03	1051
36. Vince Washington	1984-85	1049
37. Steven Ashworth	2021-23	1031
38. Pat Dunn	1953-56	1018
39. Tyler Newbold	2008-11	1014
40. Bill Hull	1951-54	1007
41. Bob Ipsen	1958-59	1001

POINTS PER GAME (MIN. 50 GAMES)

Name	Years	Avg.
1. Wayne Estes	1963-65	26.7
2. Shaler Halimon	1967-68	25.2
3. Marvin Roberts	1969-71	23.6
4. Cornell Green	1959-62	22.5
5. Bob Ipsen	1958-59	20.0
6. Troy Collier	1963-64	19.8
7. Nate Williams	1970-71	19.6
8. Jaycee Carroll	2005-08	18.8
9. Greg Grant	1983-86	18.5
10. Vince Washington	1984-85	18.1
11. Ed Gregg	1975-76	18.0
12. LeRoy Walker	1964-65	17.7
13. Sam Merrill	2017-20	16.8
Brian Jackson	1978-81	16.8
Jimmy Smith	1967-68	16.8
16. Desmond Penigar	2002-03	16.4
17. Bob Lauriski	1971-73	16.0
18. Jim Boatwright	1972-74	15.9
19. Kendall Youngblood	1989-92	15.6
20. Marcus Saxon	1997-98	15.4
Harold Theus	1957-59	15.4

REBOUNDS

Name	Years	Reb.
1. Cornell Green	1960-62	1067
2. Justin Bean	2018-22	1027
3. Greg Grant	1983-86	1003
4. Marvin Roberts	1968-71	997
5. Wayne Estes	1962-65	893
6. Eric Franson	1991, 94-96	885

7. Tai Wesley	2008-11	873
8. Brian Jackson	1978-81	840
9. Spencer Nelson	1999, 03-05	800
10. Neemias Queta	2018-21	777
11. Mike Santos	1974-78	748
12. Nate Harris	2003-06	722
13. Bob Lauriski	1970-73	720
14. Jaycee Carroll	2005-08	680
15. Leo Cunningham	1979-82	676
16. Kendall Youngblood	1989-92	674
17. Jalen Moore	2014-17	654
Troy Collier	1963-64	654
19. Jimmy Moore	1973-75	652
20. Dean Hunger	1977-80	649

REBOUNDS PER GAME (MIN. 50 GMS)

Name	Years	Avg.
1. Marvin Roberts	1969-71	12.8
2. Cornell Green	1960-62	12.7
3. Wayne Estes	1963-65	11.9
4. Troy Collier	1963-64	11.7
5. Harold Theus	1957-59	11.1
6. Ed Gregg	1975-76	10.4
7. Shaler Halimon	1967-68	10.2
8. Bob Ipsen	1958-59	9.2
9. Bob Lauriski	1971-73	9.1
10. Neemias Queta	2018-21	9.0
11. Greg Grant	1983-86	8.7
12. Nate Williams	1970-71	8.3
13. Jimmy Moore	1973-75	8.3
14. Jarred Shaw	2012-14	8.3
15. Justin Bean	2018-22	8.2
16. Donnie Johnson	1998-99	7.9
17. Mike Santos	1975-78	7.9
18. Eric Franson	1991, 94-96	7.6
19. Silas Mills	1995-96	7.6
20. Brian Jackson	1978-81	7.4

TOTAL ASSISTS (250-PLUS)

Name	Years	Assists
1. Oscar Williams	1975-78	562
2. Sam Merrill	2017-20	477
3. Kevin Nixon	1985-88	428
4. Tony Brown	1999-02	396
5. Kendall Youngblood	1989-92	389
6. Kris Clark	2007-08	370
7. Tyler Newbold	2008-11	364
Jay Goodman	1991-93	364
9. Tai Wesley	2008-11	356
10. Steven Ashworth	2021-23	353
11. Preston Medlin	2010, 12-14	320
12. Greg Grant	1983-86	308
Lance Washington	1980-83	308
14. Spencer Nelson	1999, 03-05	302
15. Reid Newey	1984, 87-89	298
16. Jeff Tebbs	1970-72	294
17. Mark Brown	2003-04	290
18. Bernard Rock	2000-01	288
19. Jeff O. Anderson	1985-88	282
20. Jared Quayle	2009-10	275
Brockeith Pane	2011-12	275
22. Jaycee Carroll	2005-08	270
23. Marcus Saxon	1997-98	269
24. Blair Reed	1974-76	266
25. Rich McElrath	1979-80	260
26. Allen Gordon	1990-91	251

ASSISTS PER GAME (MIN. 50 GAMES)

Name	Years	Avg.
1. Oscar Williams	1975-78	6.0
2. Kris Clark	2007-08	5.3
3. Mark Brown	2003-04	4.7
4. Rich McElrath	1979-80	4.6
5. Jay Goodman	1991-93	4.6

TOTAL BLOCKS (50-PLUS)

Name	Years	Blk.
1. Neemias Queta	2018-21	219
2. Gilbert Pete	1986-89	155
3. Nate Wickizer	1992-95	148
4. Tai Wesley	2008-11	144
5. Shawn Daniels	2000-01	117
6. Nate Harris	2003-06	90
7. Brady Jardine	2009-12	70
8. Jalen Moore	2014-17	69
9. Trevin Dorius	2020-23	66
10. Kyisean Reed	2012-13	65
11. Greg Grant	1983-86	63
Cass Matheus	2005-06	63
13. Spencer Nelson	1999, 03-05	62
14. Jarred Shaw	2012-14	61
15. David Collette	2012, 14	56
Kendall Youngblood	1989-92	56
17. Jeremy Vague	2001-02	55
18. Donnie Johnson	1998-99	53

BLOCKS PER GAME (MIN. 50 GAMES)

Name	Years	Avg.
1. Neemias Queta	2018-21	2.5
2. Shawn Daniels	2000-01	1.8
3. Nate Wickizer	1992-95	1.6
4. Kyisean Reed	2012-13	1.3
Gilbert Pete	1986-89	1.3
6. Jarred Shaw	2012-14	1.1
7. Tai Wesley	2008-11	1.0
8. Cass Matheus	2005-06	0.9
9. Jeremy Vague	2001-02	0.8
Rod Hay	1992-93	0.8
Randy Funk	1990-91	0.8



Jaycee Carroll is Utah State's all-time scoring leader with 2,522 points. Overall, Carroll owns eight school records, which is the most by any player in Aggie history.

QUICK FACTS

OUTLOOK

AGGIE BIOS

COACHES

OPPONENTS

SEASON REVIEW

RECORDS

UNIVERSITY

QUICK FACTS

OUTLOOK

AGGIE BIOS

COACHES

OPONENTS

SEASON REVIEW

RECORDS

UNIVERSITY



Nate Harris owns the school record in field goal percentage and is also in the top 15 in scoring and rebounding.

STEALS

Name	Years	Steals
1. Greg Grant	1983-86	226
2. Jay Goodman	1991-93	205
3. Kevin Nixon	1985-88	190
4. Kendall Youngblood	1989-92	164
5. Justin Bean	2018-22	161
6. Tony Brown	1999-02	146
7. Sam Merrill	2017-20	129
8. Reid Newey	1984, 87-89	128
9. Jaycee Carroll	2005-08	123
10. Diogo Brito	2017-20	118
Lance Washington	1980-83	118

STEALS PER GAME (MIN. 50 GAMES)

Name	Years	Avg.
1. Jay Goodman	1991-93	2.6
2. Greg Grant	1983-86	2.0
3. Kevin Nixon	1985-88	1.7
4. Kevin Rice	1997-98	1.6
5. Silas Mills	1995-96	1.6

FIELD GOALS MADE

Name	Years	FG
1. Jaycee Carroll	2005-08	880
2. Greg Grant	1983-86	852
3. Wayne Estes	1963-65	766
4. Brian Jackson	1978-81	753
5. Sam Merrill	2017-20	715
6. Marvin Roberts	1969-71	693
7. Tai Wesley	2008-11	657
8. Kendall Youngblood	1989-92	629
9. Nate Harris	2003-06	588
10. Eric Franson	1991, 94-96	584

FIELD GOALS ATTEMPTED

Name	Years	Att.
1. Jaycee Carroll	2005-08	1721
2. Greg Grant	1983-86	1604
3. Wayne Estes	1963-65	1591
4. Sam Merrill	2017-20	1521
5. Marvin Roberts	1969-71	1487
6. Brian Jackson	1978-81	1432
7. Kendall Youngblood	1989-92	1348
8. Jalen Moore	2014-17	1210
9. Tony Brown	1999-02	1127
10. Shaler Halimon	1967-68	1124

FG PERCENTAGE (MIN. 150 MADE)

Name	Years	Pct.
1. Nate Harris	2003-06	.641
2. Greg Houskeeper	1988-89	.622
3. Spencer Nelson	1999, 03-05	.617
4. Kyiseaon Reed	2012-13	.602
5. Tai Wesley	2008-11	.597
6. Neemias Queta	2018-21	.594
7. Gary Wilkinson	2008-09	.582
8. Cass Matheus	2005-06	.580
9. Shawn Daniels	2000-01	.579
10. Great Osobor	2023-24	.577
Dean Hunger	1977-80	.577

THREE-POINT FIELD GOALS MADE

Name	Years	FG
1. Jaycee Carroll	2005-08	369
2. Sam Merrill	2017-20	319
3. Tony Brown	1999-02	283
4. Reid Newey	1984, 87-89	237
5. Brock Miller	2018-22	224
6. Preston Medlin	2010, 12-14	213
7. Jay Goodman	1991-93	209
8. Steven Ashworth	2021-23	204
9. Tyler Newbold	2008-11	194
10. Justin Jones	1996-98	183

THREE-POINT FGS ATTEMPTED

Name	Years	Att.
1. Jaycee Carroll	2005-08	793
2. Sam Merrill	2017-20	759
3. Tony Brown	1999-02	686
4. Brock Miller	2018-22	659
5. Jay Goodman	1991-93	580
6. Reid Newey	1984, 87-89	572
7. Preston Medlin	2010, 12-14	513
8. Steven Ashworth	2021-23	499
9. Tyler Newbold	2008-11	477
10. Jalen Moore	2014-17	449

THREE-POINT PCT. (MIN. 50 MADE)

Name	Years	Pct.
1. Brian Green	2010-11	.483
2. Jaycee Carroll	2005-08	.465
3. Chris Smith	2014-16	.451
4. Justin Jones	1996-98	.449
5. Kendall Youngblood	1989-92	.448
6. Spencer Butterfield	2012-14	.447
7. Sam Merrill	2017-20	.420
8. Preston Medlin	2010, 12-14	.415
Jeff O. Anderson	1985-88	.415
10. Darius Perkins	2014-16	.414
Reid Newey	1984, 87-89	.414

FREE THROWS MADE

Name	Years	FT
1. Wayne Estes	1963-65	469
2. Dan Conway	1986-89	458
Marvin Roberts	1969-71	458
4. Sam Merrill	2017-20	448
5. Kendall Youngblood	1989-92	447
6. Tai Wesley	2008-11	428
7. Greg Grant	1983-86	420
8. Brian Jackson	1978-81	397
9. Jaycee Carroll	2005-08	393
10. Jeff O. Anderson	1985-88	389

FREE THROWS ATTEMPTED

Name	Years	Att.
1. Marvin Roberts	1969-71	646
2. Eric Franson	1991, 94-96	626
3. Dan Conway	1986-89	619
4. Tai Wesley	2008-11	608
5. Greg Grant	1983-86	594
6. Kendall Youngblood	1989-92	593
7. Cornell Green	1960-62	569
8. Wayne Estes	1963-65	548
9. Kevin Nixon	1985-88	547
10. Spencer Nelson	1999, 03-05	533
Jeff O. Anderson	1985-88	533



Brian Green is the all-time leader in 3-point field goal percentage, converting 48.3 percent from long range during the 2010-11 campaign.

FT PERCENTAGE (MIN. 100 MADE)

Name	Years	Pct.
1. Sam Merrill	2017-20	.891
2. Steven Ashworth	2021-23	.878
3. Tony Brown	1999-02	.870
4. Cardell Butler	2003-04	.864
5. Jaycee Carroll	2005-08	.862
6. Ian Martinez	2023-24	.856
Wayne Estes	1963-65	.856
8. Vince Washington	1984-85	.851
9. Jay Goodman	1991-93	.837
10. Rich McElrath	1979-80	.826

10-POINT GAMES

Name	Years	Games
1. Jaycee Carroll	2005-08	121
2. Sam Merrill	2017-20	108
3. Greg Grant	1983-86	105
4. Tai Wesley	2008-11	101
5. Kendall Youngblood	1989-92	93
6. Jalen Moore	2014-17	91
7. Brian Jackson	1978-81	90
8. Eric Franson	1991, 94-96	80
9. Nate Harris	2003-06	78
10. Kevin Nixon	1985-88	77

CONSECUTIVE 10-POINT GAMES

Name	Years	Games
1. Wayne Estes	1963-65	64
2. Eric Franson	1994-96	56
3. Greg Grant	1984-86	53
4. Shaler Halimon	1967-68	46
5. Jim Boatwright	1972-74	44
6. Jaycee Carroll	2007-08	39
7. Jalen Moore	2016-17	34
8. Brian Jackson	1979-81	32
Marvin Roberts	1969-71	32
10. Jaycee Carroll	2006-07	31
Rich Haws	1974-75	31

10-REBOUND GAMES

Name	Years	Avg.
1. Justin Bean	2019-22	57
2. Marvin Roberts	1968-71	55
3. Greg Grant	1983-86	48
4. Neemias Queta	2018-21	37
5. Eric Franson	1991, 94-96	36
6. Mike Santos	1975-78	33
7. Bob Lauriski	1971-73	32
Wayne Estes	1963-65	32
9. Leo Cunningham	1979-82	31
10. Brian Jackson	1978-81	30

CONSECUTIVE 10-REBOUND GAMES

Name	Years	Games
1. Marvin Roberts	1970-71	17
2. Marvin Roberts	1969-70	13
3. Greg Grant	1984-85	11
4. Justin Bean	2019-20	10
5. Mike Santos	1976-77	9
Mike Santos	1976-77	9
Ed Gregg	1975-76	9

DOUBLE-DOUBLES

Name	Years	Games
1. Marvin Roberts	1969-71	54
2. Justin Bean	2018-22	46
3. Greg Grant	1983-86	45
4. Wayne Estes	1963-65	36
Eric Franson	1991, 94-96	36
6. Bob Lauriski	1971-73	31
7. Neemias Queta	2019-21	30
Mike Santos	1975-78	30
9. Jimmy Moore	1973-75	29
10. Brian Jackson	1978-81	27
Ed Gregg	1975-76	26



Marvin Roberts recorded a school-record 54 double-doubles at USU.

CONSECUTIVE DOUBLE-DOUBLES

Name	Years	Games
1. Marvin Roberts	1970-71	17
2. Marvin Roberts	1969-70	13
3. Shaler Halimon	1967-68	11
4. Greg Grant	1984-85	10
5. Mike Santos	1976-77	9
Mike Santos	1976-77	9
Ed Gregg	1975-76	9
8. Neemias Queta	2020-21	8
9. Justin Bean	2019-20	6
Silas Mills	1994-95	6
Marvin Roberts	1968-69	6

GAMES PLAYED (100-PLUS)

Name	Years	Games
1. Tyler Newbold	2008-11	139
Tai Wesley	2008-11	139
3. Jaycee Carroll	2005-08	134
4. Sam Merrill	2017-20	131
Pooh Williams	2008-11	131
6. Quinn Taylor	2016-19	129
7. Tony Brown	1999-02	127
8. Justin Bean	2019-22	126
Nate Harris	2003-06	126
10. Jalen Moore	2014-17	125
11. Diogo Brito	2017-20	120
Spencer Nelson	1999, 03-05	120
13. Brock Miller	2018-22	119
14. Jeff O. Anderson	1985-88	118
15. Sean Bairstow	2020-23	117
Eric Franson	1991, 94-96	117
Dan Conway	1986-89	117
Gilbert Pete	1986-89	117
19. Reid Newey	1984, 87-89	116

20. Trevin Dorius	2020-23	115
Greg Grant	1983-86	115
22. Kendall Youngblood	1989-92	114
Kevin Nixon	1985-88	114
24. Jon Wickizer	1993-96	113
Brian Jackson	1978-81	113
26. Julion Pearre	2015-18	110
27. Preston Bailess	1976-79	108
28. Preston Medlin	2010, 12-14	107
29. Dean Hunger	1977-80	104
30. Chad Evans	2001-04	101
Brennan Ray	1999-02	101
Gary Patterson	1990-93	101
Michael McCullough	1981-84	101
34. Matt Formisano	2008-11	100
Keith Hood	1978-81	100

GAMES STARTED

Name	Years	Games
1. Jaycee Carroll	2005-08	132
2. Tyler Newbold	2008-11	129
3. Tai Wesley	2008-11	128
4. Sam Merrill	2019-20	119
5. Greg Grant	1983-86	115
6. Kendall Youngblood	1989-92	113
7. Tony Brown	1999-02	112
8. Brock Miller	2018-22	105
9. Pooh Williams	2008-11	99
Eric Franson	1991, 94-96	99

TOTAL MINUTES PLAYED

Name	Years	Min.
1. Jaycee Carroll	2005-08	4596
2. Sam Merrill	2017-20	4360
3. Tyler Newbold	2008-11	3935
4. Greg Grant	1983-86	3923
5. Tony Brown	1999-02	3841
6. Jalen Moore	2014-17	3815
7. Tai Wesley	2008-11	3768
Brian Jackson	1978-81	3768
9. Kendall Youngblood	1989-92	3674
10. Nate Harris	2003-06	3422

MINUTES PER GAME (MIN. 50 GAMES)

Name	Years	Avg.
1. Vince Washington	1984-85	36.0
2. Justin Jones	1996-98	34.6
3. Jaycee Carroll	2005-08	34.3
4. Marcus Saxon	1997-98	34.2
5. Greg Grant	1983-86	34.1
6. Sam Merrill	2017-20	33.3
Brian Jackson	1978-81	33.3
8. Ed Gregg	1975-76	33.2
9. Chris McMullin	1983-84	33.1
10. Roddie Anderson	1994-95	33.0

QUICK FACTS

OUTLOOK

AGGIE BIOS

COACHES

OPPONENTS

SEASON REVIEW

RECORDS

UNIVERSITY

POINTS (500-PLUS)

Name	Year	Points
1. Wayne Estes	1963-64	821
2. Jaycee Carroll	2007-08	785
3. Jaycee Carroll	2006-07	746
4. Cornell Green	1961-62	745
5. Sam Merrill	2018-19	731
6. Marvin Roberts	1968-69	718
7. Shaler Halimon	1967-68	671
8. Brian Jackson	1980-81	655
9. Wayne Estes	1964-65	641
10. Greg Grant	1985-86	634
11. Sam Merrill	2019-20	629
12. Preston Medlin	2011-12	628
13. Great Osobor	2023-24	620
14. Troy Collier	1963-64	616
15. Cornell Green	1959-60	615
16. Shaler Halimon	1966-67	613
17. Nate Williams	1969-70	608
18. Vince Washington	1984-85	605
19. Gary Wilkinson	2008-09	598
20. Justin Bean	2021-22	592
21. Bert Cook	1950-51	589
22. Ed Gregg	1975-76	579
23. Marcus Saxon	1997-98	574
24. Bob Ipsen	1958-59	569
25. Steven Ashworth	2022-23	567
26. Kevin Nixon	1986-87	564
27. Rich Haws	1974-75	563
28. Dean Hunger	1979-80	561
29. Sam Merrill	2017-18	555
30. Nate Harris	2005-06	553
31. Silas Mills	1995-96	552
32. Jimmy Smith	1967-68	548
33. Greg Grant	1984-85	544
Bert Cook	1951-52	544
35. Reid Newey	1988-89	542
36. Brian Jackson	1979-80	540
37. Wayne Estes	1962-63	539
38. Keith McDonald	1978-79	537
39. Darrell Tucker	1952-53	535
40. Eric Franson	1995-96	534
Eric Franson	1994-95	534
42. Desmond Penigar	2001-02	532
43. Cornell Green	1960-61	530
44. Jalen Moore	2016-17	526
Kendall Youngblood	1990-91	526
46. Greg Grant	1983-84	522
47. Jaycee Carroll	2005-06	521
LeRoy Walker	1964-65	521
49. Jimmy Moore	1974-75	520
50. Desmond Penigar	2002-03	519
51. Spencer Nelson	2004-05	513
52. Mike Santos	1977-78	512
53. Kevin Rice	1997-98	504
54. Tai Wesley	2010-11	502
55. Dan Conway	1987-88	500

POINTS PER GAME (20-PLUS)

Name	Year	Avg.
1. Wayne Estes	1964-65	33.7
2. Wayne Estes	1963-64	28.3
3. Marvin Roberts	1968-69	27.6
4. Shaler Halimon	1967-68	26.8
5. Cornell Green	1961-62	25.7
6. Shaler Halimon	1966-67	23.6
7. Brian Jackson	1980-81	23.4
8. Greg Grant	1985-86	22.6
9. Jaycee Carroll	2007-08	22.4
Marvin Roberts	1969-70	22.4
11. Ed Gregg	1975-76	22.3



Wayne Estes scored a school-record 821 points during the 1963-64 season.

12. Jimmy Smith	1967-68	21.9
13. Bob Ipsen	1958-59	21.9
14. Nate Williams	1969-70	21.7
15. Vince Washington	1984-85	21.6
16. Jaycee Carroll	2006-07	21.3
17. Troy Collier	1963-64	21.2
18. Cornell Green	1959-60	21.2
19. Sam Merrill	2018-19	20.9
Rich Haws	1974-75	20.9
21. LeRoy Walker	1964-65	20.8
22. Marvin Roberts	1970-71	20.8
23. Dean Hunger	1979-80	20.8

REBOUNDS

Name	Year	Reb.
1. Cornell Green	1959-60	403
2. Marvin Roberts	1969-70	388
3. Wayne Estes	1963-64	377
4. Troy Collier	1963-64	357
5. Justin Bean	2019-20	356
6. Jerry Schofield	1959-60	348
7. Tyler Wilbon	1960-61	345
8. Cornell Green	1961-62	342
9. Justin Bean	2021-22	338
10. Marvin Roberts	1968-69	325
11. Cornell Green	1960-61	322
12. Great Osobor	2023-24	315
13. Neemias Queta	2018-19	312
14. Harold Theus	1958-59	310
15. Mike Santos	1976-77	306
16. Ed Gregg	1975-76	305
17. Darnel Haney	1961-62	300
18. Troy Collier	1962-63	297

19. Neemias Queta	2020-21	294
20. Shaler Halimon	1967-68	292
21. Marvin Roberts	1970-71	284

REBOUNDS PER GAME (10-PLUS)

Name	Year	Avg.
1. Marvin Roberts	1969-70	13.9
2. Cornell Green	1959-60	13.8
3. Wayne Estes	1964-65	13.7
4. Tyler Wilbon	1960-61	13.3
5. Wayne Estes	1963-64	13.0
6. Jerry Schofield	1958-59	12.8
7. Marvin Roberts	1968-69	12.5
8. Cornell Green	1960-61	12.4
9. Troy Collier	1963-64	12.3
10. Harold Theus	1958-59	11.9
11. Marvin Roberts	1970-71	11.8
12. Cornell Green	1961-62	11.8
13. Ed Gregg	1975-76	11.7
14. Shaler Halimon	1967-68	11.7
15. Mike Santos	1976-77	11.3
16. Troy Collier	1962-63	11.0
17. Lafayette Love	1971-72	10.7
18. Justin Bean	2019-20	10.5
19. Bob Lauriski	1971-72	10.4
20. Darnel Haney	1961-62	10.3
21. Harold Theus	1957-58	10.2

ASSISTS

Name	Year	Asst.
1. Darius Brown II	2023-24	228
2. Kris Clark	2007-08	224
3. Jay Goodman	1992-93	185
Oscar Williams	1976-77	185
5. Kevin Nixon	1987-88	182
6. Rich McElrath	1979-80	172
7. Oscar Williams	1977-78	168
8. Duane Rogers	1995-96	166
9. Brockeith Pane	2011-12	159
10. Steven Ashworth	2022-23	158
11. Spencer Nelson	2004-05	152
12. Mark Brown	2002-03	149
Tony Brown	2001-02	149
14. Bernard Rock	1999-00	148
15. Sam Merrill	2018-19	147
David Pak	2005-06	147
17. Kris Clark	2006-07	146
18. Jared Quayle	2009-10	144
19. Mark Brown	2003-04	141
20. Max Shulga	2022-23	140
Bernard Rock	2000-01	140
22. Rylan Jones	2021-22	139
Ken Thompson	1972-73	139
24. Lance Washington	1982-83	138

ASSISTS PER GAME

Name	Year	Avg.
1. Oscar Williams	1976-77	7.7
2. Jay Goodman	1992-93	6.9
3. Darius Brown II	2023-24	6.5
4. Kris Clark	2007-08	6.4
Rich McElrath	1979-80	6.4
6. Oscar Williams	1977-78	6.0
7. Kevin Nixon	1987-88	5.9

ASSIST-TO-TURNOVER RATIO

Name	Year	Asst-TO
1. Tyler Newbold	2008-09	3.96-to-1
2. Darius Brown II	2023-24	3.40-to-1
Tyler Newbold	2009-10	3.40-to-1
4. TeNale Roland	2013-14	3.30-to-1



Neemias Queta recorded a school-record 97 blocks during the 2020-21 season.

5.	Sam Merrill	2016-17	3.26-to-1
6.	Preston Medlin	2013-14	2.93-to-1
7.	Great Osobor	2023-24	2.83-to-1
8.	Steven Ashworth	2022-23	2.68-to-1
9.	Rylan Jones	2021-22	2.57-to-1
	Jared Quayle	2009-10	2.57-to-1
10.	Steven Ashworth	2021-22	2.53-to-1
11.	Sam Merrill	2019-20	2.50-to-1
12.	Kris Clark	2007-08	2.38-to-1

TURNOVERS (100-PLUS)

Name	Year	TO	
1.	Brockeith Pane	2011-12	159
2.	Silas Mills	1995-96	144
3.	Jay Goodman	1992-93	129
4.	Duane Rogers	1995-96	118
5.	Lance Washington	1982-83	113
6.	Marcus Saxon	1997-98	110
7.	Kendall Youngblood	1988-89	109
8.	Kendall Youngblood	1989-90	108
9.	Reid Newey	1986-87	107
	Keith McDonald	1978-79	107
11.	Bernard Rock	1999-00	104
12.	Eric Franson	1995-96	103
13.	Malloy Nesmith	1991-92	100

BLOCKS

Name	Year	Blocks	
1.	Neemias Queta	2020-21	97
2.	Neemias Queta	2018-19	84
3.	Shawn Daniels	2000-01	59
4.	Shawn Daniels	1999-00	58

	Gilbert Pete	1986-87	58
6.	David Collette	2014-15	56
7.	Great Osobor	2023-24	50
8.	Nate Wickizer	1992-93	47
9.	Tai Wesley	2009-10	46
	Nate Wickizer	1991-92	46
	Dimitri Jorssen	1999-00	46

BLOCKS PER GAME

Name	Year	Avg.	
1.	Neemias Queta	2020-21	3.3
2.	Neemias Queta	2018-19	2.4
3.	Gilbert Pete	1986-87	1.9
4.	David Collette	2014-15	1.8
	Nate Wickizer	1993-94	1.8
6.	Neemias Queta	2019-20	1.7
	Shawn Daniels	2000-01	1.7
	Shawn Daniels	1999-00	1.7
	Nate Wickizer	1992-93	1.7
10.	Nate Wickizer	1991-92	1.6

STEALS (50-PLUS)

Name	Year	Steals	
1.	Jay Goodman	1992-93	102
2.	Kevin Nixon	1987-88	78
3.	Rich McElrath	1979-80	71
4.	Greg Grant	1985-86	66
5.	Greg Grant	1984-85	59
6.	Greg Grant	1983-84	57
7.	Kevin Rice	1997-98	55
8.	Kevin Nixon	1986-87	55
9.	Justin Bean	2021-22	53
	Silas Mills	1995-96	53
11.	Jay Goodman	1990-91	52
12.	Darius Brown II	2023-24	51
	Justin Bean	2019-20	51
	Tony Brown	2001-02	51
	Bernard Rock	1999-00	51
	Jay Goodman	1991-92	51
	Allen Gordon	1989-90	51
	Lance Washington	1982-83	51
19.	Jared Quayle	2008-09	50

STEALS PER GAME

Name	Year	Avg.	
1.	Jay Goodman	1992-93	3.8
2.	Rich McElrath	1979-80	2.6
3.	Kevin Nixon	1987-88	2.5
4.	Greg Grant	1985-86	2.4
5.	Albert Chappell	1988-89	2.1
	Greg Grant	1984-85	2.1
	Jay Goodman	1990-91	2.1

FIELD GOALS MADE

Name	Year	FG	
1.	Wayne Estes	1963-64	309
2.	Marvin Roberts	1968-69	271
3.	Jaycee Carroll	2006-07	267
4.	Cornell Green	1961-62	259
5.	Jaycee Carroll	2006-07	256
	Ed Gregg	1975-76	256
	Shaler Halimon	1967-68	256
8.	Brian Jackson	1980-81	255
9.	Wayne Estes	1964-65	252
10.	Greg Grant	1985-86	250

FIELD GOALS ATTEMPTED

Name	Year	Att.	
1.	Wayne Estes	1963-64	645
2.	Shaler Halimon	1967-68	571
3.	Marvin Roberts	1968-69	564

4.	Shaler Halimon	1966-67	553
5.	Cornell Green	1961-62	542
6.	Nate Williams	1969-70	518
	Wayne Estes	1964-65	518
8.	Marvin Roberts	1969-70	515
9.	Jaycee Carroll	2007-08	508
10.	Brian Jackson	1980-81	502

FG PCT. (MIN. 5 ATT. PER GAME)

Name	Year	Pct.	
1.	Nate Harris	2003-04	.677
2.	Dan Akin	2022-23	.670
3.	Greg Houskeeper	1988-89	.662
4.	Antwan Smith	1996-97	.659
5.	Spencer Nelson	2002-03	.653
6.	Nate Harris	2004-05	.652
7.	Tai Wesley	2007-08	.635
8.	Neemias Queta	2019-20	.624
9.	Nate Harris	2005-06	.621
10.	Neemias Queta	2018-19	.614
11.	Dean Hunger	1979-80	.606
12.	Spencer Nelson	2004-05	.600
	Spencer Nelson	2003-04	.600
14.	Tai Wesley	2010-11	.599
15.	Mike Santos	1977-78	.595
16.	Greg Houskeeper	1987-88	.593
17.	Tai Wesley	2008-09	.592
18.	David Collette	2014-15	.591
	Cass Matheus	2005-06	.591
20.	Nate Wickizer	1992-93	.588
21.	Lew Powell	1966-67	.587

THREE-POINT FIELD GOALS MADE

Name	Year	FG	
1.	Jaycee Carroll	2007-08	114
2.	Steven Ashworth	2022-23	111
3.	Sam Merrill	2017-18	98
	Reid Newey	1988-89	98



Tony Brown converted 92.1 percent of his free throws during the 1998-99 season.

QUICK FACTS

OUTLOOK

AGGIE BIOS

COACHES

OPPONENTS

SEASON REVIEW

RECORDS

UNIVERSITY

5.	Preston Medlin	2011-12	95
6.	Jaycee Carroll	2005-06	93
7.	Sam Merrill	2019-20	89
8.	Jay Goodman	1992-93	87
9.	Sam Merrill	2018-19	86
10.	Jaycee Carroll	2006-07	83
11.	Taylor Funk	2022-23	81
12.	Tony Brown	2000-01	80

THREE-POINT FGS ATTEMPTED

Name	Year	Aff.	
1.	Steven Ashworth	2022-23	256
2.	Sam Merrill	2018-19	229
	Jaycee Carroll	2007-08	229
4.	Reid Newey	1988-89	224
5.	Jay Goodman	1992-93	223
6.	Preston Medlin	2011-12	222
7.	Taylor Funk	2022-23	219
8.	Sam Merrill	2019-20	217
9.	Sam Merrill	2017-18	211
10.	Jaycee Carroll	2005-06	206
11.	Koby McEwen	2017-18	203
12.	Brock Miller	2019-20	200

THREE-POINT PCT. (1 MADE PER GM.)

Name	Year	Pct.	
1.	Brian Green	2009-10	.500
2.	Jaycee Carroll	2007-08	.498
3.	Justin Jones	1997-98	.496
4.	Jaycee Carroll	2004-05	.476
5.	Chris Smith	2014-15	.474
6.	Justin Bean	2021-22	.469
	Brian Green	2010-11	.469
8.	Justin Jones	1995-96	.467
9.	Sam Merrill	2017-18	.464
10.	Spencer Butterfield	2013-14	.460
	Marcus Saxon	1997-98	.460

FREE THROWS MADE

Name	Year	FT	
1.	Cornell Green	1961-62	227
2.	Wayne Estes	1963-64	203
	Bert Cook	1950-51	203
4.	Sam Merrill	2018-19	189
5.	Great Osobor	2023-24	181
6.	Marvin Roberts	1968-69	176
7.	Dan Conway	1987-88	170
8.	Gary Wilkinson	2008-09	166
9.	Shaler Halimon	1967-68	159
10.	Spencer Nelson	2004-05	155

FREE THROWS ATTEMPTED

Name	Year	Aff.	
1.	Cornell Green	1961-62	324
2.	Great Osobor	2023-24	284
3.	Malloy Nesmith	1991-92	282
4.	Marvin Roberts	1968-69	255
5.	Eric Franson	1995-96	248
6.	Cornell Green	1960-61	245
7.	Wayne Estes	1963-64	238
8.	Dan Conway	1987-88	221
9.	Shaler Halimon	1967-68	215
10.	Silas Mills	1995-96	211

FT PCT. (2 MADE PER GAME)

Name	Year	Pct.	
1.	Tony Brown	1998-99	.921
2.	Jaycee Carroll	2007-08	.919
3.	Sam Merrill	2018-19	.909
4.	Jared Quayle	2009-10	.901
5.	Sam Merrill	2019-20	.893



Morgan Grim shares the school record for most starts in a season, starting 37 games for the Aggies during the 2011-12 campaign.

6.	Jay Goodman	1991-92	.891
7.	Jaycee Carroll	2006-07	.888
8.	Cardell Butler	2003-04	.880
9.	Tony Brown	1999-00	.879
10.	Steven Ashworth	2022-23	.878
	Wayne Estes	1964-65	.878

DOUBLE-DOUBLES

Name	Year	Games	
1.	Marvin Roberts	1969-70	21
2.	Justin Bean	2021-22	20
3.	Mike Santos	1976-77	19
4.	Marvin Roberts	1970-71	18
	Shaler Halimon	1967-68	18
6.	Ed Gregg	1975-76	17
	Wayne Estes	1963-64	17
8.	Neemias Queta	2020-21	16
	Justin Bean	2019-20	16
	Bob Lauriski	1971-72	16
	Marvin Roberts	1968-69	16

PERSONAL FOULS

Name	Year	PF	
1.	Morgan Grim	2011-12	126
2.	David Collette	2014-15	116
	Reid Newey	1987-88	116
4.	Nate Wickizer	1992-93	115
5.	Pharoah Davis	1997-98	114
6.	Dan Conway	1986-87	113
7.	Tai Wesley	2007-08	112
	Darnel Haney	1961-62	112

9.	Nate Wickizer	1991-92	111
	Reid Newey	1986-87	111

DISQUALIFICATIONS

Name	Year	D	
1.	Nate Wickizer	1992-93	14
2.	Nate Wickizer	1991-92	12
3.	David Collette	2014-15	10
4.	Gary Watts	1963-64	9
5.	Kendall Youngblood	1988-89	8
	Dan Conway	1986-87	8
	Darryl Owens	1976-77	8
	Tim Tollestrup	1968-69	8

GAMES PLAYED

Name	Year	Games	
1.	Three players	2011-12	37
2.	Two players	2011-12	36
3.	Four players	2023-24	35
	Five players	2022-23	35
	Six players	2018-19	35
	Four players	2009-10	35
	Five players	2008-09	35
	Five players	2007-08	35
	Six players	2006-07	35

GAMES STARTED

Name	Year	Games	
1.	Preston Medlin	2011-12	37
	Morgan Grim	2011-12	37
2.	Two players	2023-24	35
	Three players	2022-23	35
	Four players	2018-19	35
	Brock Keith Pane	2011-12	35
	Three players	2009-10	35
	Three players	2008-09	35
	Three players	2007-08	35
	Two players	2006-07	35

MINUTES PLAYED

Name	Year	Min.	
1.	Jaycee Carroll	2007-08	1304
2.	Preston Medlin	2011-12	1302
3.	Darius Brown II	2023-24	1261
4.	Jaycee Carroll	2006-07	1255
5.	Sam Merrill	2018-19	1237
6.	Justin Bean	2021-22	1203
7.	Sam Merrill	2017-18	1202
8.	Brock Keith Pane	2011-12	1194
9.	Justin Jones	1997-98	1182
10.	Great Osobor	2023-24	1178
11.	Marcus Saxon	1997-98	1172
12.	Steven Ashworth	2022-23	1163
13.	Justin Jones	1995-96	1159
14.	Tyler Newbold	2008-09	1134
15.	Kevin Nixon	1987-88	1133

MINUTES PER GAME

Name	Year	Avg.	
1.	Brian Jackson	1980-81	37.4
2.	Jaycee Carroll	2007-08	37.3
3.	Vince Washington	1984-85	37.3
4.	Brian Jackson	1978-79	37.1
5.	Ed Gregg	1975-76	37.0
6.	Reid Newey	1988-89	36.6
7.	Leo Cunningham	1981-82	36.6
8.	Kevin Nixon	1987-88	36.5
9.	Jay Goodman	1992-93	36.3
10.	Brian Jackson	1979-80	36.1
	Preston Medlin	2012-13	36.1



SINGLE-GAME RECORDS



POINTS

Name	Opponent	Date	Pts.
1. Wayne Estes	vs. Boston College	12/30/64	52
2. Wayne Estes	vs. Denver	2/18/65	48
3. Shaler Halimon	at Brigham Young	1/6/68	47
4. Cornell Green	at New Mexico	3/3/62	46
5. Nate Williams	vs. St. Peter's	12/8/69	45
Max Perry	vs. New Mexico	3/3/61	45
7. Jaycee Carroll	vs. New Mexico St.	2/5/07	44
8. Marvin Roberts	at Montana State	2/10/69	43
Marvin Roberts	vs. West Texas State	1/25/69	43
Wayne Estes	vs. Utah	1/30/65	43

REBOUNDS

Name	Opponent	Date	Reb.
1. Wayne Estes	vs. Regis	12/15/62	28
2. Jerry Schofield	vs. Pacific	12/19/59	27
3. Wayne Estes	at Colorado State	12/15/64	25
Wayne Estes	vs. Pacific	12/7/64	25
5. Shaler Halimon	vs. Evansville	12/11/67	24
Jerry Schofield	vs. New Mexico	3/6/59	24
Harold Theus	vs. Denver	3/7/59	24
Troy Collier	vs. Michigan State	12/22/62	24
9. Troy Collier	vs. Colorado State	1/24/64	23
10. Mike Santos	vs. Portland State	2/15/77	22
Mike Santos	at Seattle	12/15/75	22
Bob Lauriski	vs. Houston Baptist	2/24/73	22
Nate Williams	vs. Houston	1/31/70	22
Marvin Roberts	vs. Delaware	12/27/69	22
Marvin Roberts	vs. Portland	12/28/68	22
Marvin Roberts	vs. Denver	12/11/68	22

ASSISTS

Name	Opponent	Date	Asts.
1. Oscar Williams	vs. Utah	12/14/76	16
2. Gary Malmrose	vs. Mesa State	2/10/76	15
3. Oscar Williams	vs. Portland State	2/15/77	14
Oscar Williams	vs. Brigham Young	2/1/75	14
5. Mark Brown	vs. Illinois State	11/29/03	13
Bernard Rock	vs. North Texas	2/3/00	13
Jay Goodman	vs. Nevada-Las Vegas	3/12/93	13
Oscar Williams	at Brigham Young	1/8/77	13
Ken Thompson	at Nevada	1/26/73	13
10. Sam Merrill	at San Diego State	2/1/20	12
Sam Merrill	Air Force	1/5/19	12
David Pak	at Fresno State	1/7/06	12
Mark Brown	vs. CS Fullerton	3/13/03	12
Allen Gordon	vs. San José State	2/2/91	12
Oscar Williams	at Oregon State	12/13/75	12

BLOCKS

Name	Opponent	Date	Blks.
1. Neemias Queta	vs. Colorado State	3/12/21	9
2. Neemias Queta	vs. Texas Tech	3/19/21	7
Shawn Daniels	vs. Pacific	1/13/01	7
Gilbert Pete	vs. Long Beach State	1/5/87	7
5. Neemias Queta	at UNLV	1/25/21	6
Neemias Queta	San José State	12/23/20	6
Neemias Queta	San José State	12/21/20	6
Neemias Queta	vs. New Mexico	3/14/19	6
Neemias Queta	Fresno State	1/9/19	6
Tai Wesley	vs. San José State	3/13/08	6
Seven more with			6

STEALS

Name	Opponent	Date	Stls.
1. Jay Goodman	vs. San José State	2/20/93	9
2. Jay Goodman	vs. Montana Tech	12/2/92	8
3. Jay Goodman	vs. New Mexico State	2/29/92	7
Jay Goodman	at Weber State	12/2/91	7
Kevin Nixon	at Weber State	12/22/87	7
6. 19 tied with			6

FIELD GOALS MADE

Name	Opponent	Date	FG
1. Wayne Estes	vs. Boston College	12/30/64	21
2. Nate Williams	vs. St. Peter's	12/8/69	20
Max Perry	vs. New Mexico	3/3/61	20
4. Jimmy Moore	vs. Wyoming	1/28/75	19

Marvin Roberts	vs. West Texas State	1/25/69	19
6. Marvin Roberts	at Seattle	2/13/71	18
Shaler Halimon	at Brigham Young	1/6/68	18
Jimmy Smith	vs. San José State	12/19/67	18
9. Silas Mills	at Hawai'i-Hilo	11/26/95	17
Marvin Roberts	at Montana State	2/10/69	17
Leroy Walker	vs. Montana State	2/25/65	17
Wayne Estes	vs. Utah	1/30/65	17
Shaler Halimon	vs. Creighton	1/14/65	17

FIELD GOALS ATTEMPTED

Name	Opponent	Date	Att.
1. Wayne Estes	at Hawai'i	12/26/64	40
2. Wayne Estes	at Brigham Young	2/6/65	38
3. Shaler Halimon	vs. Creighton	1/14/67	37
Wayne Estes	vs. Utah	1/30/65	37
Wayne Estes	vs. Butler	12/4/64	37
6. Marvin Roberts	at Seattle	2/13/71	36
Shaler Halimon	vs. Brigham Young	2/4/67	36
8. Marvin Roberts	vs. UCLA	3/14/70	35
Shaler Halimon	at Brigham Young	1/6/68	35
10. Wayne Estes	vs. Boston College	12/30/64	34

FIELD GOAL PERCENTAGE (MIN. 8 MADE)

Name	Opponent	Date	FGA	Pct.
1. Mike Santos	vs. Idaho State	1/12/78	12-12	1.000
Steve DuCharme	vs. Drake	11/18/06	10-10	1.000
Bill Floyd	vs. New Mexico State	3/2/85	10-10	1.000
Tony Brown	vs. Western State	12/18/99	9-9	1.000
Pharoah Davis	vs. North Texas	1/28/99	9-9	1.000
Ron Ence	vs. Southwestern La.	3/14/84	9-9	1.000
Josh Uduje	vs. South Dakota Mines	11/6/23	8-8	1.000
Gary Wilkinson	vs. Austin Peay	11/20/07	8-8	1.000
Troy Rolle	vs. UC Irvine	2/11/99	8-8	1.000
Kevin Nixon	vs. New Mexico State	1/3/87	8-8	1.000
Rick McElrath	vs. Fresno State	1/10/80	8-8	1.000

THREE-POINT FIELD GOALS MADE

Name	Opponent	Date	FG
1. Jaycee Carroll	at New Mexico State	2/2/06	10
2. Jay Goodman	at Brigham Young	11/24/90	9
3. Steven Ashworth	at Colorado State	2/4/23	8
Steven Ashworth	vs. Oral Roberts	11/22/22	8
Preston Medlin	at Idaho State	11/26/11	8
Jaycee Carroll	vs. UC Santa Barbara	1/6/05	8
Cardell Butler	vs. CS Fullerton	2/21/04	8
8. Darius Brown II	at San José State	3/6/24	7
Steven Ashworth	at Weber State	12/15/21	7
Brock Miller	Denver	11/12/19	7
Sam Merrill	vs Boise State	3/8/18	7
Sam Merrill	at San José State	2/28/18	7
Sam Merrill	at New Mexico	2/14/18	7
Eight more with			7

THREE-POINT FIELD GOALS ATTEMPTED

Name	Opponent	Date	Att.
1. Brock Miller	Saint Katherine	12/10/19	19
2. Steven Ashworth	at Colorado State	2/4/23	17
3. Jaycee Carroll	at New Mexico State	2/2/06	16
Corwin Woodard	vs. New Mexico State	2/13/95	16
5. Sam Merrill	vs San Diego State	3/7/20	15
Brock Miller	Denver	11/12/19	15
Jay Goodman	at Brigham Young	11/24/90	15
Reid Newey	at Kansas State	11/30/88	15
Vince Washington	at San José State	2/23/85	15
10. Brock Miller	San José State	1/30/19	14
David Pak	at Fresno State	1/7/06	14
Justin Jones	vs. Weber State	12/16/95	14
Jay Goodman	vs. CS Fullerton	1/7/91	14

THREE-POINT FIELD GOAL PERCENTAGE (MIN. 5 MADE)

Name	Opponent	Date	FG	Pct.
1. Jay Goodman	at Utah	12/8/92	6-6	1.000
Max Shulga	at San Diego	11/17/22	5-5	1.000
Koby McEwen	vs San José State	3/8/17	5-5	1.000
Brian Green	at San José State	1/27/11	5-5	1.000
Tyler Newbold	vs. Hawai'i	1/11/10	5-5	1.000
Tony Brown	at CS Fullerton	2/4/99	5-5	1.000
Reid Newey	vs. Pacific	3/5/88	5-5	1.000

QUICK FACTS

OUTLOOK

AGGIE BIOS

COACHES

OPPONENTS

SEASON REVIEW

RECORDS

UNIVERSITY



SINGLE-GAME RECORDS



QUICK FACTS
OUTLOOK
AGGIE BIOS
COACHES
OPPONENTS
SEASON REVIEW
RECORDS
UNIVERSITY

8.	Steven Ashworth	vs. Oral Roberts	11/22/22	8-9	.889
9.	Sam Merrill	at New Mexico	2/14/18	7-8	.875
10.	Zee Hamoda	vs. Westminster College	12/15/22	6-7	.857
	Durrall Peterson	vs. Middle Tennessee	12/5/05	6-7	.857
	Jaycee Carroll	vs. UC Irvine	2/26/05	6-7	.857
	Cardell Butler	vs. Idaho	1/3/04	6-7	.857
	Reid Newey	at Fresno State	1/4/88	6-7	.857
15.	Javon Jackson	at San José State	3/6/24	5-6	.833
	Sam Merrill	at Boise State	1/17/18	5-6	.833
	Brian Green	at Boise State	1/13/11	5-6	.833
	Brian Green	at BYU	11/17/10	5-6	.833
	Preston Medlin	vs. Southern Utah	11/28/09	5-6	.833
	Tyler Newbold	vs. San José State	3/13/08	5-6	.833
	David Pak	at Idaho	2/15/06	5-6	.833
	Jaycee Carroll	vs. CS Fullerton	1/20/05	5-6	.833
	Tony Brown	at UC Irvine	2/9/02	5-6	.833
	Justin Jones	at Nevada	3/8/96	5-6	.833
	Jay Goodman	vs. CS Fullerton	2/4/93	5-6	.833
	Kendall Youngblood	at UC Irvine	3/2/91	5-6	.833
	Reid Newey	vs. San José State	1/30/88	5-6	.833

FREE THROWS MADE

Name	Opponent	Date	FT
1.	Sam Merrill	Montana State	11/5/19
	Tim Tollestrup	vs. Utah	1/17/70
	Bart Johnson	at Idaho	12/11/54
4.	Wayne Estes	vs. Regis	12/15/62
5.	Great Osobor	vs. Fresno State	3/14/24
	Jaycee Carroll	vs. New Mexico State	2/5/07
	Kendall Youngblood	vs. New Mexico State	2/29/92
	Kendall Youngblood	at Brigham Young	11/24/90
	Reid Newey	at UNLV	1/19/89
	Dan Conway	vs. CS Fullerton	1/21/88
	Bert Cook	vs. Regis	3/5/62

FREE THROWS ATTEMPTED

Name	Opponent	Date	Aff.
1.	Great Osobor	vs. Fresno State	3/14/24
2.	Marvin Roberts	vs. Gonzaga	12/10/70
3.	Cornell Green	vs. Loyola (Calif.)	12/8/61

FREE THROW PERCENTAGE (MIN. 10 MADE)

Name	Opponent	Date	FG	Pct.
1.	Jaycee Carroll	vs. New Mexico St.	2/5/07	15-15 1.000
2.	Jim Boatwright	vs. LSU	12/29/72	14-14 1.000
3.	Kendall Youngblood	at BYU	12/13/91	13-13 1.000
	Kevin Nixon	at CS Fullerton	2/13/86	13-13 1.000
	Greg Grant	vs. CS Fullerton	1/9/85	13-13 1.000
	Larry Bunce	vs. Providence	12/17/66	13-13 1.000
	Larry Angle	at Denver	2/26/66	13-13 1.000
8.	Jay Goodman	at Nevada	1/3/93	12-12 1.000
9.	Tai Wesley	vs. Hawai'i	12/29/10	11-11 1.000
	Marcus Saxon	at Boise State	1/9/97	11-11 1.000
	Vince Washington	at Pacific	1/21/85	11-11 1.000
	Dean Hunger	vs. San José State	1/24/80	11-11 1.000
	Dean Hunger	vs. Pacific	1/12/80	11-11 1.000
	Rick McElrath	vs. Weber State	11/30/79	11-11 1.000
	Max Perry	at Brigham Young	2/13/60	11-11 1.000
	Ted Smith	at Gonzaga	12/7/55	11-11 1.000
	Preston Medlin	vs. San José State	1/11/13	11-11 1.000
18.	Desmond Penigar	vs. Brigham Young	12/1/01	10-10 1.000
	Desmond Penigar	at Utah	11/23/01	10-10 1.000
	Kendall Youngblood	at San José State	2/10/90	10-10 1.000
	Reid Newey	vs. UNLV	1/19/88	10-10 1.000
	Reid Newey	vs. CS Fullerton	1/22/87	10-10 1.000
	Vince Washington	at Brigham Young	12/9/83	10-10 1.000
	Chris McMullin	at Brigham Young	11/30/82	10-10 1.000
	Lance Washington	vs. Utah	12/23/81	10-10 1.000
	Jim Tebbs	vs. West Texas St.	12/9/71	10-10 1.000
	Tim Tollstrup	vs. Brigham Young	1/15/70	10-10 1.000
	Ed Epps	at Arizona State	1/18/69	10-10 1.000
	Cornell Green	at Wyoming	2/16/62	10-10 1.000
	Bert Cook	vs. Denver	2/21/52	10-10 1.000

TRIPLE-DOUBLES

Name	Opponent	Date	P/R/A
Jon Judkins	vs. Pacific	3/5/88	11/11/10
Shaler Halimon	vs. Arizona State	2/10/68	35/10/11
Shaler Halimon	vs. Evansville	12/11/67	21/24/10

TURNOVERS

Name	Opponent	Date	TO
1.	Kendall Youngblood	vs. CS Fullerton	3/9/89
	Shaler Halimon	vs. San José State	12/19/67
3.	Jay Goodman	at UC Irvine	1/7/93
	Oscar Williams	at Montana	2/8/77

TOTAL MINUTES PLAYED

Name	Opponent	Date	Min.
1.	Vince Washington	vs. UNLV	1/2/85
2.	Jeff O. Anderson	vs. UNLV	1/2/85
3.	Greg Grant	at UNLV	1/2/86
	Greg Grant	at San José State	2/23/85
	Vince Washington	at San José State	2/23/85

OPPONENT POINTS

Opponent	School	Date	Points
1.	John Caughran	vs. California	1/31/72
2.	Freeman Williams	vs. Portland State	2/15/77
3.	Stan Mayhew	at Weber State	1/18/77
4.	Eric Williams Jr.	at San Diego	11/17/22
	Scott Brooks	at UC Irvine	1/8/87
6.	Kelvin Upshaw	at Utah	11/24/84
	Ernie Losch	at New Orleans	1/6/73
8.	Kevin Magee	at UC Irvine	2/7/81
	Greg Williams	at Seattle	2/13/71
	Mervin Jackson	at Utah	2/3/68
11.	Michael Smith	at Brigham Young	12/19/87
	Danny Ainge	at Brigham Young	12/27/80
	Michael Newlin	at Utah	1/9/69

OPPONENT REBOUNDS

Opponent	School	Date	Rebounds
1.	Keith Swagerty	vs. Pacific	12/7/64
2.	Gordon Stiler	vs. American	1/4/68
3.	Armon Gilliam	at UNLV	1/2/86
	Kevin Magee	at UC Irvine	2/7/81
	Jimmie Watts	at Weber State	2/27/74
	Michael Sojourner	at Utah	1/18/73
	Steve Davidson	at West Texas State	2/24/72
	Milton Adams	at Portland	1/27/72
9.	Calvin Roberts	at CS Fullerton	2/9/80
	Danny Vranes	at Utah	12/4/79

OPPONENT ASSISTS

Opponent	School	Date	Asts.
1.	Chris Herren	at Fresno State	12/10/98
	Danny Tarkanian	at UNLV	2/19/83
3.	Donovan Dent	at New Mexico	1/16/24
	Leon Wood	at CS Fullerton	2/26/83
	Scott Martin	at Utah	12/16/80
	Jeff Jonas	at Utah	1/4/75
6.	Deedan Thomas Jr.	at UNLV	1/13/24
	Scott Sinek	at Brigham Young	12/26/81
	Jeff Jonas	at Utah	1/1/77

OPPONENT BLOCKS

Opponent	School	Date	Blks.
1.	Joe Vogel	at Colorado State	12/3/93
2.	JaVale McGee	at Nevada	2/11/08
	Vic Trierweiler	at Pacific	1/7/95
	Terrance O'Kelley	vs. Long Beach State	2/17/94
	Greg Kite	at Brigham Young	12/27/80
	Edgar Johns	at Nevada	1/20/78

OPPONENT STEALS

Opponent	School	Date	Stls.
1.	Jeff Trepagnier	vs. Southern Cal	11/24/99
2.	Tony Amundsen	at Pacific	1/23/93
3.	Greg Anthony	vs. UNLV	3/1/90
	Derrick Gathers	vs. CS Northridge	12/2/89
	Jason Works	at UC Irvine	2/7/81
6.	Riley Luettgerodt	at Hawai'i	2/16/08
	Davin White	at CS Northridge	2/12/04
	Ethan O'Bryant	vs. Nevada	3/5/94
	Dexter Boney	vs. UNLV	3/12/93
	Walsh Jordan	vs. Pacific	1/17/91
	Nathan Call	at Brigham Young	11/24/90
	Mario Gaines	at UC Santa Barbara	2/11/82

POINTS

Name	Years	Points
1. Jaycee Carroll	2004-05	470
2. Koby McEwen	2016-17	462
3. Greg Grant*	1982-83	427
4. Neemias Queta	2018-19	414
5. David Collette*	2014-15	397
6. Mason Falslev*	2023-24	384
7. Tai Wesley*	2007-08	348
8. Tony Brown	1998-99	307
Kendall Youngblood	1988-89	307
10. Brock Miller*	2018-19	284

POINTS PER GAME

Name	Years	Avg.
1. Koby McEwen	2016-17	14.9
2. Jaycee Carroll	2004-05	14.7
Greg Grant*	1982-83	14.7
4. David Collette*	2014-15	12.8
5. Neemias Queta	2018-19	11.8
6. Mason Falslev*	2023-24	11.3
7. Tony Brown	1998-99	11.0
Kendall Youngblood	1988-89	11.0
9. Tai Wesley*	2007-08	9.9
10. Sam Merrill	2016-17	9.4

REBOUNDS

Name	Years	Reb.
1. Neemias Queta	2018-19	312
2. Greg Grant*	1982-83	263
3. Tai Wesley*	2007-08	159
Koby McEwen	2016-17	159
5. David Collette*	2014-15	156
6. Mason Falslev*	2023-24	149
7. Jaycee Carroll	2004-05	138
8. Nathan Wickizer*	1992-93	131
9. Kendall Youngblood	1988-89	127
10. Ben Clifford*	2011-12	126

REBOUNDS PER GAME

Name	Years	Avg.
1. Greg Grant*	1982-83	9.1
2. Neemias Queta	2018-19	8.9
3. Koby McEwen	2016-17	5.1
4. David Collette*	2014-15	5.0
5. Nathan Wickizer	1991-92	4.7
6. Tai Wesley*	2007-08	4.5
Kendall Youngblood	1988-89	4.5
8. Mason Falslev*	2023-24	4.4
9. Jaycee Carroll	2004-05	4.3
Bryon Ruffner	1990-91	4.3

ASSISTS

Name	Years	Assists
1. Oscar Williams	1974-75	124
2. Kendall Youngblood	1988-89	105
3. Marcel Davis	2012-13	103
4. Sam Merrill	2016-17	98
5. Koby McEwen	2016-17	96
6. Rollie Worster	2020-21	92
7. Mason Falslev*	2023-24	80
8. Steven Ashworth	2020-21	76
9. Tai Wesley*	2007-08	73
10. Greg Grant*	1982-83	69

ASSISTS PER GAME

Name	Years	Avg.
1. Oscar Williams	1974-75	4.8
2. Kendall Youngblood	1988-89	3.8
3. Rollie Worster	2020-21	3.5
4. Sam Merrill	2016-17	3.3
Marcel Davis	2012-13	3.3

6. Koby McEwen	2015-16	3.1
7. Steven Ashworth	2020-21	2.6
Albert Chappell	1988-89	2.6
9. Mason Falslev*	2023-24	2.4
Greg Grant	1982-83	2.4

ASSISTS-TO-TURNOVER RATIO (25 AST. MIN.)

Name	Year	A/T
1. Sam Merrill	2016-17	3.27
2. Steven Ashworth	2020-21	2.00
3. Jeff O. Anderson	1984-85	1.89
4. Quinn Taylor*	2015-16	1.73
5. James Walker III	2010-11	1.72
6. Mason Falslev*	2023-24	.67
7. Tyler Newbold	2007-08	1.54
8. Marcel Davis	2012-13	1.51
9. Pooh Williams	2007-08	1.45
10. Rollie Worster	2020-21	1.44

TURNOVERS

Name	Year	TO
1. Oscar Williams	1974-75	100
2. Kendal Youngblood	1988-89	92
3. Koby McEwen	2016-18	84
4. Neemias Queta	2018-19	81
5. Tai Wesley	2007-08	69
6. Marcel Davis	2012-13	68
7. Rollie Worster	2020-21	64
8. Greg Grant*	1982-83	62
9. Albert Chappell	1988-89	59
10. Jaycee Carroll	2004-05	52

BLOCKS

Name	Years	Blk.
1. Neemias Queta	2018-19	84
2. David Collette*	2014-15	56
3. Nathan Wickizer*	1991-92	46
4. Tai Wesley*	2007-08	33



Jaycee Carroll owns seven USU freshman records, including total points, FG made, FG attempted, 3-point FG made, 3-point percentage, games started and total minutes.

5. Gilbert Pete	1985-86	25
6. Ben Clifford*	2011-12	17
7. Elston Jones	2014-15	12
Bryon Ruffner	1990-91	12
9. Koby McEwen	2016-17	11
Brady Jardine	2008-09	11
Nate Harris*	2002-03	11

BLOCKS PER GAME

Name	Years	Avg.
1. Neemias Queta	2018-19	2.40
2. David Collette*	2014-15	1.81
3. Nathan Wickizer*	1991-92	1.64
4. Tai Wesley*	2007-08	0.94
5. Gilbert Pete	1985-86	0.93
6. Modou Niang	2007-08	0.56
7. Ben Clifford*	2011-12	0.47
8. Charlie Sager	1990-91	0.45
9. Elston Jones	2013-14	0.43
Bryon Ruffner	1990-91	0.43
Abie Ramirez*	1992-93	0.43

STEALS

Name	Year	Steals
1. Jarobi Kemp	1993-94	47
2. Albert Chappell	1988-89	45
3. Greg Grant*	1982-83	44
4. Mason Falslev*	2023-24	43
5. Sam Merrill	2016-17	29
Marcel Davis	2012-13	29
7. Jaycee Carroll	2004-05	28
Tony Brown	1998-99	28
9. David Collette*	2014-15	25
Tai Wesley*	2007-08	25

STEALS PER GAME

Name	Year	Avg.
1. Albert Chappell	1988-89	1.96
2. Jarobi Kemp	1993-94	1.74
3. Greg Grant*	1982-83	1.52
4. Mason Falslev*	2023-24	1.26
5. Tony Brown	1998-99	1.00
6. Sam Merrill	2016-17	0.97
7. Marcel Davis	2012-13	0.94
8. Rollie Worster	2020-21	0.92
9. Jaycee Carroll	2004-05	0.88
10. Kendall Youngblood	1988-89	0.82

FIELD GOALS MADE

Name	Year	FG
1. Jaycee Carroll	2004-05	173
2. Greg Grant*	1982-83	170
3. Neemias Queta	2018-19	167
4. David Collette*	2014-15	163
5. Mason Falslev*	2023-24	158
6. Koby McEwen	2016-17	137
7. Tai Wesley*	2007-08	132
8. Kendall Youngblood	1988-89	120
9. Sam Merrill	2016-17	100
10. Tony Brown	1998-99	96

FIELD GOALS ATTEMPTED

Name	Year	Att.
1. Jaycee Carroll	2004-05	331
2. Greg Grant*	1982-83	303
3. Koby McEwen	2016-17	297
4. Mason Falslev*	2023-24	281
5. David Collette*	2014-15	276
6. Neemias Queta	2018-19	272
7. Brock Miller*	2018-19	261
8. Tony Brown	1998-99	237
9. Kendall Youngblood	1988-89	223

QUICK FACTS

OUTLOOK

AGGIE BIOS

COACHES

OPPONENTS

SEASON REVIEW

RECORDS

UNIVERSITY

10. Sam Merrill 2016-17 222

FG PCT. (MIN. 5 ATT. PER GAME)

Name	Year	Pct.
1. Tai Wesley*	2007-08	.635
2. Neemias Queta	2018-19	.614
3. David Collette*	2014-15	.591
4. Mason Falslev*	2023-24	.562
5. Greg Grant*	1982-83	.561
6. Kendall Youngblood	1988-89	.538
7. Jaycee Carroll	2004-05	.523
8. Dean Hunger	1976-77	.507
9. Bryon Ruffner	1990-91	.483
10. Koby McEwen	2016-17	.461

THREE-POINT FIELD GOALS MADE

Name	Year	FG
1. Jaycee Carroll	2004-05	79
2. Brock Miller*	2018-19	70
3. Koby McEwen	2016-17	58
4. Tony Brown	1998-99	57
5. Sam Merrill	2016-17	46
6. Daron Henson*	2017-18	38
7. Julion Pearre	2014-15	36
8. Tyler Newbold	2007-08	34
9. Steven Ashworth	2020-21	31
10. Mason Falslev*	2023-24	25

THREE-POINT FIELD GOALS ATTEMPTED

Name	Year	Att.
1. Brock Miller*	2018-19	198
2. Tony Brown	1998-99	157
3. Koby McEwen	2016-17	138
4. Jaycee Carroll	2004-05	126
5. Julion Pearre	2014-15	105
6. Sam Merrill	2016-17	102
7. Daron Henson*	2017-18	99
8. Steven Ashworth	2020-21	85
9. Mason Falslev*	2023-24	82
10. Rollie Worster	2020-21	81

THREE-POINT PCT. (1 MADE PER GAME)

Name	Year	Pct.
1. Jaycee Carroll	2004-05	.476
2. Sam Merrill	2016-17	.451
3. Koby McEwen	2016-17	.420
4. Daron Henson*	2017-18	.384
5. Steven Ashworth	2020-21	.365
6. Tony Brown	1998-99	.363
7. Brock Miller*	2018-19	.354
8. Julion Pearre	2014-15	.343

FREE THROWS MADE

Name	Year	FT
1. Koby McEwen	2016-17	130
2. Greg Grant*	1982-83	87
3. Tai Wesley*	2007-08	83
4. Jarobi Kemp	1993-94	81
5. Neemias Queta	2018-19	78
6. Bryon Ruffner	1990-91	72
7. David Collette*	2014-15	69
8. Kendall Youngblood	1988-89	63
9. Tony Brown	1998-99	58
Danny Conway*	1985-86	58

FREE THROWS ATTEMPTED

Name	Year	Att.
1. Koby McEwen	2016-17	179
2. Neemias Queta	2018-19	138
3. Greg Grant*	1982-83	121
4. David Collette*	2014-15	116
5. Tai Wesley*	2007-08	115
6. Jarobi Kemp	1993-94	97
7. Kendall Youngblood	1988-89	91
8. Bryon Ruffner	1990-91	86
9. Danny Conway*	1985-86	80



Greg Grant set USU freshman records in total rebounds (263), rebounds per game (9.1) and minutes per game (32.2).

9. Nathan Wickizer* 1991-92 77

FT PCT. (2 MADE PER GAME)

Name	Year	Pct.
1. Tony Brown	1998-99	.921
2. Bryon Ruffner	1990-91	.837
3. Jarobi Kemp	1993-94	.835
4. Nathan Wickizer*	1991-92	.740
5. Koby McEwen	2016-17	.726
6. Danny Conway*	1985-86	.725
7. Tai Wesley*	2007-08	.722
8. Greg Grant*	1982-83	.719
9. Kendall Youngblood	1988-89	.692
10. David Collette*	2014-16	.595

GAMES PLAYED

Name	Year	Games
1. Ben Clifford*	2011-12	36
2. Neemias Queta	2018-19	35
Brock Miller*	2018-19	35
Tyler Newbold	2007-08	35
Tai Wesley*	2007-08	35
6. Mason Falslev*	2023-24	34
7. Jordan Stone	2011-12	34
Thomas Vincent	2000-01	34
9. Daron Henson*	2017-18	33
Nate Harris*	2002-03	33

GAMES STARTED

Name	Year	Games
1. Neemias Queta	2018-19	35
Brock Miller*	2018-19	35
3. Mason Falslev*	2023-24	34
4. Jaycee Carroll	2004-05	31
David Collette*	2014-15	31

6. Koby McEwen	2016-17	30
7. Greg Grant*	1982-83	29
8. Kendall Youngblood	1988-89	27
9. Rollie Worster	2020-21	25
Marcel Davis	2012-13	25
Tyler Newbold	2007-08	25

MINUTES

Name	Year	Min.
1. Jaycee Carroll	2004-05	972
2. Koby McEwen	2016-17	969
3. Mason Falslev*	2023-24	950
4. Neemias Queta	2018-19	949
5. Greg Grant*	1982-83	934
6. Brock Miller*	2018-19	914
7. Marcel Davis	2012-13	846
8. Kendall Youngblood	1988-89	823
9. Sam Merrill	2016-17	802
10. Tai Wesley*	2007-08	795

MINUTES PER GAME

Name	Year	Avg.
1. Greg Grant*	1982-83	32.2
2. Koby McEwen	2016-17	31.3
3. Jaycee Carroll	2004-05	29.4
Kendall Youngblood	1988-89	29.4
5. Mason Falslev*	2023-24	28.0
6. Rollie Worster	2020-21	27.7
7. Marcel Davis	2012-13	27.3
8. Neemias Queta	2018-19	27.1
9. Sam Merrill	2016-17	26.7
10. Jarobi Kemp	1993-94	26.4

* - Denotes redshirt freshman

PLEASE NOTE - Freshmen were a part of the freshmen team until the 1974-75 season when freshmen began to play with the varsity team.

POINTS

Year	Player	G	FG	3FG	FT	Pts.	Avg.
1957-58	Bob Ipsen	24	154		124	432	18.0
1958-59	Bob Ipsen	26	221		127	569	21.9
1959-60	Cornell Green	29	225		165	615	21.2
1960-61	Cornell Green	26	188		154	530	20.4
1961-62	Cornell Green	29	259		227	745	25.7
1962-63	Wayne Estes	27	205		129	539	19.9
1963-64	Wayne Estes	29	309		203	821	28.3
1964-65	Wayne Estes	19	252		137	641	33.7
1965-66	Larry Angle	26	159		112	430	16.5
1966-67	Shaler Halimon	26	247		119	613	23.6
1967-68	Shaler Halimon	25	256		159	671	26.8
1968-69	Marvin Roberts	26	271		176	718	27.6
1969-70	Marvin Roberts	28	239		149	627	22.4
1970-71	Marvin Roberts	24	183		133	499	20.8
1971-72	Bob Lauriski	26	178		97	453	17.4
1972-73	Jim Boatwright	26	205		76	486	18.7
1973-74	Jim Boatwright	26	199		83	481	18.5
1974-75	Rich Haws	27	223		117	563	20.9
1975-76	Ed Gregg	26	256		67	579	22.3
1976-77	Mike Santos	27	197		97	491	18.2
1977-78	Mike Santos	28	204		104	512	18.3
1978-79	Keith McDonald	30	210		117	537	17.9
1979-80	Dean Hunger	27	214		133	561	20.8
1980-81	Brian Jackson	28	255		145	655	23.4
1981-82	Leo Cunningham	26	123		99	345	13.3
1982-83	Greg Grant	29	170	0	87	427	14.7
1983-84	Greg Grant	30	215	0	92	522	17.4
1984-85	Vince Washington	28	207	44	147	605	21.6
1985-86	Greg Grant	28	250	2	132	634	22.6
1986-87	Kevin Nixon	31	199	25	141	564	18.2
1987-88	Dan Conway	31	165	0	170	500	16.1
1988-89	Reid Newey	28	164	98	116	542	19.4
1989-90	Kendall Youngblood	30	167	4	124	462	15.4
1990-91	Kendall Youngblood	28	180	26	140	526	18.8
1991-92	Kendall Youngblood	28	162	35	120	479	17.1
1992-93	Jay Goodman	27	143	87	117	490	18.1
1993-94	Nate Wickizer	24	113	0	96	322	13.4
1994-95	Eric Franson	29	202	0	130	534	18.4
1995-96	Silas Mills	33	191	22	148	552	16.7
1996-97	Maurice Spillers	29	131	2	119	383	13.2
	Marcus Saxon	29	134	16	98	382	13.2
1997-98	Marcus Saxon	33	205	46	118	574	17.4
1998-99	Donnie Johnson	28	162	0	76	400	14.3
1999-00	Shawn Daniels	34	179	0	50	408	12.0
	Troy Rolle	34	136	54	82	408	12.0
2000-01	Shawn Daniels	34	167	0	67	401	11.8
2001-02	Desmond Penigar	31	203	24	102	532	17.2
2002-03	Desmond Penigar	33	192	29	106	519	15.7
2003-04	Cardell Butler	29	143	55	66	407	14.0
2004-05	Spencer Nelson	32	174	10	155	513	16.0
2005-06	Nate Harris	32	215	7	116	553	17.3
2006-07	Jaycee Carroll	35	256	83	151	746	21.3
2007-08	Jaycee Carroll	35	267	114	137	785	22.4
2008-09	Gary Wilkinson	35	213	6	166	598	17.1
2009-10	Tai Wesley	35	191	0	96	478	13.7
2010-11	Tai Wesley	34	176	5	145	502	14.8
2011-12	Preston Medlin	37	204	95	125	628	17.0



Wayne Estes led Utah State in rebounding for two seasons, collecting 13.0 rpg in 1963-64 and 13.7 rpg in 1964-65.



Greg Grant led Utah State in scoring for three seasons, recording 14.7 ppg in 1982-83, 17.4 ppg in 1983-84 and 22.6 ppg in 1985-86.

2012-13	Jarred Shaw	31	179	1	81	440	14.2
2013-14	Jarred Shaw	27	157	0	68	382	14.1
2014-15	Jalen Moore	31	157	45	111	470	15.2
2015-16	Jalen Moore	31	170	50	81	471	15.2
2016-17	Jalen Moore	31	181	63	101	526	17.0
2017-18	Sam Merrill	34	192	98	73	555	16.3
2018-19	Sam Merrill	35	228	86	189	731	20.9
2019-20	Sam Merrill	32	195	89	150	629	19.7
2020-21	Neemias Queta	29	167	0	99	433	14.9
2021-22	Justin Bean	34	227	46	92	592	17.4
2022-23	Steven Ashworth	35	167	365	111	567	16.2
2023-24	Great Osobor	35	218	3	181	620	17.7

REBOUNDS

Year	Player	G	Reb.	Avg.
1957-58	Harold Theus	24	245	10.2
1958-59	Jerry Schofield	26	333	12.8
1959-60	Not Available			
1960-61	Tyler Wilbon	26	345	13.3
1961-62	Cornell Green	29	342	11.8
1962-63	Troy Collier	27	297	11.0
1963-64	Wayne Estes	29	377	13.0
1964-65	Wayne Estes	19	260	13.7
1965-66	Alan Parrish	25	175	7.0
1966-67	Shaler Halimon	26	226	8.7
1967-68	Shaler Halimon	25	292	11.7
1968-69	Marvin Roberts	26	325	12.5
1969-70	Marvin Roberts	28	388	13.9
1970-71	Marvin Roberts	24	284	11.8
1971-72	Bob Lauriski	26	271	10.4
1972-73	Bob Lauriski	26	238	9.2
1973-74	Jimmy Moore	26	241	9.3
1974-75	Jimmy Moore	27	245	9.1
1975-76	Ed Gregg	26	305	11.7
1976-77	Mike Santos	27	306	11.3
1977-78	Mike Santos	28	245	8.8
1978-79	Brian Jackson	30	248	8.3
1979-80	Dean Hunger	27	231	8.6
1980-81	Brian Jackson	28	248	8.9
1981-82	Leo Cunningham	26	257	9.9
1982-83	Greg Grant	29	263	9.1
1983-84	Greg Grant	30	236	7.9
1984-85	Greg Grant	28	266	9.5
1985-86	Greg Grant	28	238	8.5
1986-87	Dan Conway	31	204	6.6
1987-88	Dan Conway	31	175	5.6
1988-89	Darrel White	27	130	4.8
1989-90	Randy Funk	30	195	6.5
1990-91	Kendall Youngblood	28	183	6.5
1991-92	Kendall Youngblood	28	216	7.7
1992-93	Rod Hay	27	212	7.9
1993-94	Eric Franson	27	247	9.1
1994-95	Eric Franson	29	283	9.8
1995-96	Eric Franson	33	282	8.5
1996-97	Maurice Spillers	29	242	8.3
1997-98	Donnie Johnson	33	249	7.5
1998-99	Donnie Johnson	28	231	8.3
1999-00	Shawn Daniels	34	267	7.9
2000-01	Shawn Daniels	34	230	6.8

QUICK FACTS

OUTLOOK

AGGIE BIOS

COACHES

OPPONENTS

SEASON REVIEW

RECORDS

UNIVERSITY

QUICK FACTS

OUTLOOK

AGGIE BIOS


COACHES

OPONENTS

SEASON REVIEW

RECORDS

UNIVERSITY



Kevin Nixon led Utah State in assists for three seasons, averaging 3.9 apg in 1985-86, 3.7 apg in 1986-87 and 5.9 apg in 1987-88.

2001-02	Desmond Penigar	31	214	6.9
2002-03	Spencer Nelson	33	244	7.4
2003-04	Spencer Nelson	27	210	7.8
2004-05	Spencer Nelson	32	253	7.9
2005-06	Nate Harris	32	247	7.7
2006-07	Jaycee Carroll	35	220	6.3
2007-08	Gary Wilkinson	35	246	7.0
2008-09	Gary Wilkinson	35	238	6.8
2009-10	Tai Wesley	35	232	6.6
2010-11	Tai Wesley	34	271	8.0
2011-12	Morgan Grim	37	225	6.1
2012-13	Jarred Shaw	31	261	8.4
2013-14	Jarred Shaw	27	223	8.8
2014-15	Jalen Moore	31	209	6.7
2015-16	Jalen Moore	31	187	6.0
2016-17	Jalen Moore	31	172	5.5
2017-18	Koby McEwen	30	163	5.4
2018-19	Neemias Queta	35	312	8.9
2019-20	Justin Bean	34	356	10.5
2020-21	Neemias Queta	29	294	10.1
2021-22	Justin Bean	34	338	9.9
2022-23	Dan Akin	35	237	6.8
2023-24	Great Osobor	35	315	9.0

ASSISTS				
Year	Player	G	Ast.	Avg.
1966-67	Les Powell	26	91	3.5
1967-68	Not Available			
1968-69	Paul Jeppeson	26	76	2.9
1969-70	Paul Jeppeson	29	115	4.0
1970-71	Marvin Roberts	24	84	3.5
	Jeff Tebbs	23	84	3.7
1971-72	Jeff Tebbs	26	112	4.3
1972-73	Ken Thompson	26	139	5.3
1973-74	Blair Reed	26	83	3.2
1974-75	Oscar Williams	26	124	4.8
1975-76	Blair Reed	25	99	4.0
1976-77	Oscar Williams	24	185	7.7
1977-78	Oscar Williams	28	168	6.0
1978-79	Rawlee Perkins	30	104	3.5
1979-80	Rich McElrath	27	172	6.4
1980-81	Lance Washington	27	81	3.0
1981-82	Larry Bergeson	27	118	4.8
1982-83	Lance Washington	29	138	4.8
1983-84	Vince Washington	30	100	3.3
1984-85	Jeff J. Anderson	28	115	4.1
1985-86	Kevin Nixon	28	110	3.9
1986-87	Kevin Nixon	31	116	3.7
1987-88	Kevin Nixon	31	182	5.9
1988-89	Kendall Youngblood	28	122	4.4
1989-90	Allen Gordon	28	121	4.3
1990-91	Allen Gordon	28	130	4.6
1991-92	Malloy Nesmith	28	134	4.8
1992-93	Jay Goodman	27	185	6.9
1993-94	Roddie Anderson	27	86	3.2
1994-95	Roddie Anderson	29	105	3.6
1995-96	Duane Rogers	32	166	5.2
1996-97	Marcus Saxon	29	134	4.6
1997-98	Marcus Saxon	33	135	4.1

1998-99	Rashad Elliott	26	124	4.8
1999-00	Bernard Rock	34	148	4.4
2000-01	Bernard Rock	34	140	4.1
2001-02	Tony Brown	31	149	4.8
2002-03	Mark Brown	33	149	4.5
2003-04	Mark Brown	29	141	4.9
2004-05	Spencer Nelson	32	152	4.8
2005-06	David Pak	32	147	4.6
2006-07	Kris Clark	35	146	4.2
2007-08	Kris Clark	35	224	6.4
2008-09	Jared Quayle	35	131	3.7
2009-10	Jared Quayle	35	144	4.1
2010-11	Brockeith Pane	34	116	3.4
2011-12	Brockeith Pane	37	159	4.3
2012-13	Marcel Davis	31	103	3.3
2013-14	Preston Medlin	32	132	4.1
2014-15	Darius Perkins	31	101	3.3
2015-16	Shane Rector	31	101	3.3
2016-17	Sam Merrill	30	98	3.3
2017-18	Sam Merrill	34	107	3.1
2018-19	Sam Merrill	35	147	4.2
2019-20	Sam Merrill	32	125	3.9
2020-21	Rollie Worster	26	92	3.5
2021-22	Rylan Jones	31	139	4.5
2022-23	Steven Ashworth	35	158	4.5
2023-24	Darius Brown II	35	228	6.5

BLOCKS

Year	Player	G	Blk.	Avg.
1984-85	Greg Grant	28	36	1.3
1985-86	Greg Grant	28	27	1.0
	Gilbert Pete	27	27	1.0
1986-87	Gilbert Pete	31	58	1.9
1987-88	Gilbert Pete	32	31	1.0
1988-89	Gilbert Pete	28	39	1.4
1989-90	Jeff Parris	30	34	1.1
1990-91	Randy Funk	28	18	0.6
1991-92	Nathan Wickizer	28	46	1.6
1992-93	Nathan Wickizer	27	47	1.7
1993-94	Nathan Wickizer	24	43	1.8
1994-95	Eric Franson	29	22	0.8
1995-96	Silas Mills	33	25	0.8
1996-97	Kevin Rice	29	9	0.3
1997-98	Donnie Johnson	33	22	0.7
1998-99	Donnie Johnson	28	31	1.1
1999-00	Shawn Daniels	34	58	1.7
2000-01	Shawn Daniels	34	59	1.7
2001-02	Jeremy Vague	31	32	1.0
2002-03	Spencer Nelson	33	20	0.6
2003-04	Nate Harris	29	27	0.9
2004-05	Cass Matheus	32	22	0.7
2005-06	Cass Matheus	32	41	1.3
2006-07	Chaz Spicer	34	20	0.6
2007-08	Tai Wesley	35	33	0.9
2008-09	Tai Wesley	35	29	0.8
2009-10	Tai Wesley	35	46	1.3
2010-11	Tai Wesley	34	36	1.0
2011-12	Kyisean Reed	36	41	1.1
2012-13	Jarred Shaw	31	30	1.0
2013-14	Kyle Davis	29	39	1.3
2014-15	David Collette	31	56	1.8
2015-16	Elston Jones	31	20	0.6
2016-17	Alex Dargentton	31	34	1.1
2017-18	Quinn Taylor	33	24	0.7
2018-19	Neemias Queta	35	84	2.4
2019-20	Neemias Queta	22	38	1.7
2020-21	Neemias Queta	29	97	3.3
2021-22	Brandon Horvath	34	18	0.5
2022-23	Trevin Dorius	35	34	1.0
2023-24	Great Osobor	35	50	1.4

STEALS

Year	Player	G	Stl.	Avg.
1979-80	Rich McElrath	27	71	2.6
1980-81	Three players	28	34	1.2
1981-82	Larry Bergeson	27	27	1.0
1982-83	Lance Washington	29	51	1.8
1983-84	Greg Grant	30	57	1.9
1984-85	Greg Grant	28	59	2.1
1985-86	Greg Grant	28	66	2.4
1986-87	Kevin Nixon	31	55	1.8



Jay Goodman led Utah State in steals for three seasons, including 2.1 spg in 1990-91, 1.8 spg in 1991-92 and 3.8 spg in 1992-93.

1987-88	Kevin Nixon	31	78	2.5
1988-89	Albert Chappell	23	49	2.1
1989-90	Allen Gordon	28	51	1.8
1990-91	Jay Goodman	25	52	2.1
1991-92	Jay Goodman	28	51	1.8
1992-93	Jay Goodman	27	102	3.8
1993-94	Jarobi Kemp	27	47	1.7
1994-95	Silas Mills	27	45	1.7
1995-96	Silas Mills	33	53	1.6
1996-97	Kevin Rice	29	42	1.4
1997-98	Kevin Rice	33	55	1.7
1998-99	Tyrone Allick	28	31	1.1
1999-00	Bernard Rock	34	51	1.5
2000-01	Curtis Bobb	34	43	1.3
2001-02	Tony Brown	31	51	1.6
2002-03	Mark Brown	33	43	1.3
2003-04	Mark Brown	29	31	1.1
2004-05	Spencer Nelson	32	37	1.2
2005-06	Jaycee Carroll	32	31	0.9
	David Pak	32	31	0.9
2006-07	Chris Session	35	36	1.0
2007-08	Kris Clark	35	35	1.0
2008-09	Jared Quayle	35	50	1.4
2009-10	Jared Quayle	35	39	1.1
2010-11	Brockeith Pane	34	31	0.9
2011-12	Brockeith Pane	37	27	0.7
2012-13	Marcel Davis	31	29	0.9
2013-14	Spencer Butterfield	32	19	0.6
2014-15	David Collette	31	25	0.8
2015-16	Shane Rector	31	38	1.2
2016-17	Shane Rector	28	29	1.0
2017-18	Sam Merrill	34	35	1.0
2018-19	Sam Merrill	35	37	1.1
	Diogo Brito	35	37	1.1
2019-20	Justin Bean	34	51	1.5
2020-21	Justin Bean	29	38	1.3
2021-22	Justin Bean	34	53	1.6
2022-23	Steven Ashworth	35	41	1.2
2023-24	Darius Brown II	35	51	1.5

FIELD GOAL PERCENTAGE (MIN. 3 MADE PER GAME)

Year	Player	G	FGM	FGA	Pct.
1957-58	Bob Ipsen	24	154	368	.418
1958-59	Bob Ipsen	26	221	483	.458
1959-60	Cornell Green	29	225	460	.489
1960-61	Cornell Green	26	188	438	.429
1961-62	Cornell Green	29	259	542	.478
1962-63	Troy Collier	27	200	379	.528
1963-64	Troy Collier	29	240	448	.536
1964-65	Wayne Estes	19	252	518	.486
1965-66	Les Powell	26	93	196	.474
1966-67	Les Powell	26	115	196	.587
1967-68	Jimmy Smith	25	229	501	.457
1968-69	Marvin Roberts	26	271	564	.480
1969-70	Tim Tollestrup	29	116	220	.527
1970-71	Lafayette Love	26	101	190	.532
1971-72	Jim Boatwright	26	106	206	.515
1972-73	Ken Thompson	26	120	216	.556
1973-74	Jim Boatwright	26	199	379	.525

1974-75	Blair Reed	27	127	238	.534
1975-76	Ed Gregg	26	256	476	.538
1976-77	Mike Santos	27	197	370	.532
1977-78	Mike Santos	28	204	343	.595
1978-79	Dean Hunger	29	165	290	.569
1979-80	Dean Hunger	27	214	353	.606
1980-81	Haakon Austefjord	28	80	151	.530
1981-82	Larry Bergeson	27	110	215	.512
1982-83	Greg Grant	29	170	303	.561
1983-84	Greg Grant	30	215	396	.543
1984-85	Greg Grant	28	217	405	.536
1985-86	Greg Grant	28	250	500	.500
1986-87	Dan Conway	31	160	300	.533
1987-88	Greg Houskeeper	31	118	199	.593
1988-89	Greg Houskeeper	28	96	145	.662
1989-90	Randy Funk	30	132	237	.557
1990-91	Randy Funk	28	113	196	.577
1991-92	Carlito DaSilva	27	123	282	.436
1992-93	Nate Wickizer	27	117	199	.588
1993-94	Nate Wickizer	24	113	203	.557
1994-95	Eric Franson	29	202	355	.569
1995-96	Eric Franson	33	193	371	.520
1996-97	Antwan Smith	29	108	164	.659
1997-98	Donnie Johnson	33	131	240	.546
1998-99	Donnie Johnson	28	162	279	.581
1999-00	Shawn Daniels	34	179	308	.581
2000-01	Shawn Daniels	34	167	290	.576
2001-02	Jeremy Vague	31	111	192	.578
2002-03	Spencer Nelson	33	115	176	.653
2003-04	Nate Harris	29	134	198	.677
2004-05	Nate Harris	32	172	264	.652
2005-06	Nate Harris	32	215	346	.621
2006-07	Stephen DuCharme	35	151	278	.543
2007-08	Tai Wesley	35	132	208	.635
2008-09	Tai Wesley	35	158	267	.592
2009-10	Tai Wesley	35	191	333	.574
2010-11	Tai Wesley	34	176	294	.599
2011-12	Kyisean Reed	37	135	220	.614
2012-13	Kyisean Reed	16	71	122	.582
2013-14	Kyle Davis	29	89	177	.503
2014-15	David Collette	31	163	276	.591
2015-16	Chris Smith	31	161	326	.494
2016-17	Norbert Janicek	31	91	157	.580
2017-18	Quinn Taylor	33	92	152	.605
2018-19	Neemias Queta	35	167	272	.614
2019-20	Neemias Queta	22	108	173	.624
2020-21	Neemias Queta	29	167	299	.559
2021-22	Justin Bean	34	227	424	.535
2022-23	Dan Akin	35	146	218	.670
2023-24	Great Osobor	35	218	378	.577

THREE-POINT FIELD GOALS

Year	Player	G	3FG	Avg.
1982-83	Chris McMullin	29	16	0.6
1984-85	Vince Washington	28	44	1.6
1985-86	Bill Floyd	28	16	0.6
1986-87	Reid Newey	31	75	2.4
1987-88	Reid Newey	31	64	2.1
1988-89	Reid Newey	28	98	3.5
1989-90	Matt Barnes	28	26	0.9



Tai Wesley led Utah State in field goal percentage four-consecutive seasons, shooting 63.5 percent in 2007-08, 59.2 percent in 2008-09, 57.4 percent in 2009-10 and 59.9 percent in 2010-11.



YEAR-BY-YEAR LEADERS



QUICK FACTS

OUTLOOK

AGGIE BIOS

COACHES

OPONENTS

SEASON REVIEW

RECORDS

UNIVERSITY

1990-91	Jay Goodman	25	66	2.6
1991-92	Jay Goodman	28	56	2.0
1992-93	Jay Goodman	27	87	3.2
1993-94	Corwin Woodard	27	21	0.8
1994-95	Corwin Woodard	27	60	2.2
1995-96	Justin Jones	33	77	2.3
1996-97	Justin Jones	29	46	1.6
1997-98	Justin Jones	33	60	1.8
1998-99	Troy Rolle	28	58	2.1
1999-00	Tony Brown	34	71	2.1
2000-01	Tony Brown	34	80	2.3
2001-02	Tony Brown	31	75	2.4
2002-03	Ronnie Ross	31	37	1.2
2003-04	Cardell Butler	29	55	1.9
2004-05	Jaycee Carroll	32	79	2.5
2005-06	Jaycee Carroll	32	93	2.9
2006-07	Jaycee Carroll	35	83	2.4
2007-08	Jaycee Carroll	35	114	3.3
2008-09	Tyler Newbold	35	60	1.7
2009-10	Jared Quayle	35	69	2.0
2010-11	Brian Green	34	76	2.2
2011-12	Preston Medlin	37	95	2.7
2012-13	Spencer Butterfield	29	48	1.7
2013-14	Preston Medlin	32	70	2.2
2014-15	Chris Smith	31	63	2.0
2015-16	Chris Smith	31	63	2.0
2016-17	Jalen Moore	31	63	2.0
2017-18	Sam Merrill	34	98	2.9
2018-19	Sam Merrill	35	86	2.5
2019-20	Sam Merrill	32	89	2.8
2020-21	Brock Miller	27	57	2.1
2021-22	Steven Ashworth	33	62	1.9
2022-23	Steven Ashworth	35	111	3.2
2023-24	Darius Brown II	35	64	1.8

THREE-POINT FIELD GOAL PERCENTAGE (MIN. 1 ATT. PER GAME)					
Year	Player	G	3FG	Ath.	Pct.
1982-83	Chris McMullin	29	16	33	.485
1984-85	Vince Washington	28	44	107	.411
1985-86	Bill Floyd	28	16	46	.348
1986-87	Kevin Nixon	31	25	59	.424
1987-88	Jeff O. Anderson	31	37	82	.451
1988-89	Reid Newey	28	98	224	.438
1989-90	Rich Jardine	30	16	45	.356
1990-91	Jay Goodman	25	66	191	.346
1991-92	Kendall Youngblood	28	35	84	.417
1992-93	Jay Goodman	27	87	223	.390
1993-94	Corwin Woodard	27	21	72	.292
1994-95	Roddie Anderson	29	15	35	.429
1995-96	Justin Jones	33	77	165	.467
1996-97	Justin Jones	29	46	122	.377
1997-98	Justin Jones	33	60	121	.496
1998-99	Tony Brown	28	57	157	.363
1999-00	Tony Brown	34	71	162	.438
2000-01	Tony Brown	34	80	195	.410
2001-02	Tony Brown	31	75	172	.436
2002-03	Desmond Penigar	33	29	80	.363
2003-04	Mark Brown	29	36	82	.439
2004-05	Jaycee Carroll	32	79	166	.476
2005-06	Jaycee Carroll	32	93	206	.451
2006-07	Jaycee Carroll	35	83	192	.432
2007-08	Tyler Newbold	35	34	66	.515
2008-09	Stavon Williams	34	46	108	.426
2009-10	Brian Green	35	53	106	.500
2010-11	Brian Green	34	76	162	.469
2011-12	Preston Medlin	37	95	222	.428
2012-13	Spencer Butterfield	29	48	113	.425
2013-14	Spencer Butterfield	32	69	150	.460
2014-15	Chris Smith	31	63	133	.474
2015-16	Chris Smith	31	63	140	.450
2016-17	Sam Merrill	30	46	102	.451
2017-18	Sam Merrill	34	98	211	.464
2018-19	Abel Porter	35	30	74	.405
2019-20	Sam Merrill	32	89	217	.410
2020-21	Sean Bairstow	25	10	26	.385
2021-22	Justin Bean	34	46	98	.469
2022-23	Steven Ashworth	35	111	256	.434
2023-24	Darius Brown II	35	64	161	.398

FREE THROW PERCENTAGE (MIN. 2 MADE PER GAME)					
Year	Player	G	FTM	FTA	Pct.
1957-58	Sam Haggerty	20	42	54	.778
1958-59	Max Perry	26	67	89	.753
1959-60	Not Available				
1960-61	Max Perry	26	69	99	.697
1961-62	Cornell Green	29	227	324	.701
1962-63	Wayne Estes	27	129	154	.838
1963-64	Wayne Estes	29	203	238	.853
1964-65	Wayne Estes	19	137	156	.878
1965-66	Larry Angle	26	112	134	.836
1966-67	Les Powell	26	82	106	.774
1967-68	Paul Jeppeson	25	64	82	.780
1968-69	Marvin Roberts	26	176	255	.690
1969-70	Jeff Tebbs	28	59	77	.766
1970-71	Ron Hatch	26	78	98	.796
1971-72	Ron Hatch	26	75	95	.789
1972-73	Bob Lauriski	26	74	85	.871
1973-74	Jim Boatwright	26	83	103	.806
1974-75	Jimmy Moore	27	70	92	.761
1975-76	Ed Gregg	26	67	98	.684
1976-77	Oscar Williams	24	48	65	.738
1977-78	Keith McDonald	28	86	106	.811
1978-79	Dean Hunger	29	109	139	.784
1979-80	Rich McElrath	27	128	151	.848
1980-81	Brian Jackson	28	145	175	.829
1981-82	Haakon Austefjord	27	92	137	.672
1982-83	Ron Ence	29	106	137	.774
1983-84	Vince Washington	30	132	157	.841
1984-85	Vince Washington	28	147	171	.860
1985-86	Jeff O. Anderson	28	71	91	.780
1986-87	Reid Newey	31	89	118	.754
1987-88	Dan Conway	31	170	221	.769
1988-89	Reid Newey	28	116	144	.806
1989-90	Kendall Youngblood	30	124	159	.780
1990-91	Bryon Ruffner	28	72	86	.837
1991-92	Jay Goodman	28	82	92	.891
1992-93	Jay Goodman	27	117	137	.854
1993-94	Jarobi Kemp	27	81	97	.835
1994-95	Corwin Woodard	27	75	98	.765
1995-96	Jon Wickizer	33	78	97	.804
1996-97	Kevin Rice	29	102	139	.734
1997-98	Marcus Saxon	33	118	150	.787
1998-99	Tony Brown	28	58	63	.921
1999-00	Troy Rolle	34	82	102	.804
2000-01	Tony Brown	34	75	89	.843
2001-02	Tony Brown	31	84	98	.857
2002-03	Mark Brown	33	74	87	.851
2003-04	Cardell Butler	29	66	75	.880
2004-05	Spencer Nelson	32	155	197	.787
2005-06	Nate Harris	32	116	156	.744
2006-07	Jaycee Carroll	25	151	170	.888
2007-08	Jaycee Carroll	35	137	149	.919
2008-09	Gary Wilkinson	35	166	201	.826
2009-10	Jared Quayle	35	82	91	.901
2010-11	Brockeith Pane	34	138	172	.802
2011-12	Preston Medlin	37	125	156	.801
2012-13	Spencer Butterfield	29	66	79	.835
2013-14	Jarred Shaw	27	68	87	.782
2014-15	Chris Smith	31	72	94	.766
2015-16	Shane Rector	31	65	86	.756
2016-17	Jalen Moore	31	101	128	.789
2017-18	Sam Merrill	34	73	86	.849
2018-19	Sam Merrill	35	189	208	.909
2019-20	Sam Merrill	32	150	168	.893
2020-21	Justin Bean	29	58	70	.829
2021-22	Justin Bean	34	92	115	.800
2022-23	Steven Ashworth	35	122	139	.878
2023-24	Ian Martinez	35	113	132	.856



YEAR-BY-YEAR STATS



Offensive Statistics

Year	GP	FG	Pct.	3FG	Pct.	FT	Pct.	Pts.	Avg.	Reb.	Avg.	Ast	TO	Blk	Stl.
1957-58	24	576-1634	.353	—	—	367-583	.630	1519	63.3	947	39.5	—	—	—	—
1958-59	26	782-1837	.426	—	—	401-615	.652	1965	75.6	1381	53.1	—	—	—	—
1959-60	29	875-2073	.422	—	—	501-746	.672	2251	77.6	1618	55.8	—	—	—	—
1960-61	26	727-1842	.394	—	—	427-671	.621	1879	72.3	1354	52.0	—	—	—	—
1961-62	29	829-1961	.422	—	—	541-827	.654	2202	75.9	1511	52.1	—	—	—	—
1962-63	27	802-1802	.445	—	—	459-653	.702	2063	76.4	1323	49.0	—	—	—	—
1963-64	29	977-2160	.452	—	—	573-775	.739	2527	87.1	1445	49.8	—	—	—	—
1964-65	25	862-2042	.422	—	—	412-567	.727	2136	85.4	1304	52.2	—	—	—	—
1965-66	26	841-1884	.446	—	—	471-700	.673	2153	82.8	1268	48.8	—	—	—	—
1966-67	28	904-1995	.453	—	—	479-699	.685	2287	81.7	1343	48.0	—	—	—	—
1967-68	25	851-1933	.440	—	—	496-743	.668	2198	87.9	1333	53.3	—	—	—	—
1968-69	26	821-1843	.445	—	—	494-770	.642	2136	82.2	1314	50.5	—	—	—	—
1969-70	29	1008-2153	.470	—	—	603-825	.730	2619	90.3	1566	54.0	—	—	—	—
1970-71	27	884-1859	.470	—	—	557-776	.720	2325	86.0	1324	49.0	—	—	—	—
1971-72	26	858-1886	.455	—	—	431-600	.718	2147	82.6	1182	45.5	—	—	—	—
1972-73	26	918-1860	.490	—	—	362-490	.740	2198	84.5	1143	43.9	—	—	—	—
1973-74	26	877-1795	.489	—	—	391-546	.716	2145	82.5	1198	46.2	—	—	—	—
1974-75	27	951-1899	.501	—	—	391-548	.714	2293	84.9	1183	43.8	—	—	—	—
1975-76	26	841-1852	.454	—	—	267-400	.668	1949	75.0	1087	41.8	—	—	—	—
1976-77	27	918-1904	.482	—	—	350-517	.677	2186	80.1	1184	43.9	470	467	—	—
1977-78	28	926-1813	.511	—	—	438-618	.709	2290	81.8	1250	44.6	467	467	—	—
1978-79	30	929-1823	.510	—	—	482-675	.714	2340	78.0	1092	36.4	472	493	—	—
1979-80	27	862-1678	.514	—	—	605-794	.762	2329	86.3	965	35.4	402	438	—	199
1980-81	28	896-1891	.474	—	—	438-673	.718	2275	81.3	1064	38.0	313	383	—	166
1981-82	27	693-1598	.434	—	—	432-649	.666	1820	67.4	997	36.9	383	502	—	115
1982-83	29	872-1649	.529	46-125	.368	521-742	.710	2218	76.5	1043	36.0	446	469	—	210
1983-84	30	894-1735	.515	—	—	527-744	.708	2314	77.1	951	31.7	495	446	—	225
1984-85	28	865-1769	.489	73-197	.371	562-773	.727	2365	84.5	1072	38.3	456	420	97	195
1985-86	28	784-1723	.455	50-151	.331	533-730	.730	2151	76.8	997	35.6	452	478	100	217
1986-87	31	877-1907	.460	150-386	.389	662-928	.713	2566	82.8	1149	37.1	421	506	99	221
1987-88	31	902-1807	.499	130-324	.401	658-926	.711	2592	83.6	1136	36.6	501	495	84	196
1988-89	28	760-1585	.479	118-294	.401	511-691	.740	2164	77.3	1018	36.4	457	526	106	214
1989-90	30	803-1731	.463	87-262	.332	581-817	.711	2276	75.9	1084	36.1	483	509	139	227
1990-91	28	792-1748	.453	134-358	.374	559-787	.710	2277	81.3	1003	35.8	487	462	104	217
1991-92	28	737-1737	.424	118-349	.338	569-780	.729	2161	77.2	1112	39.7	422	446	130	225
1992-93	27	711-1618	.439	155-422	.367	516-726	.711	2093	77.5	1019	37.7	423	461	99	212
1993-94	27	648-1416	.458	55-216	.255	511-728	.702	1862	70.0	1038	38.4	352	418	66	151
1994-95	29	831-1650	.504	122-351	.348	499-773	.646	2283	78.7	1187	40.9	454	481	80	200
1995-96	33	810-1717	.472	135-386	.350	591-884	.669	2346	71.1	1302	39.5	491	545	65	195
1996-97	29	695-1451	.479	106-318	.333	494-724	.682	1990	68.6	1085	37.4	360	411	26	138
1997-98	33	856-1771	.483	139-324	.429	524-747	.701	2375	72.0	1174	35.6	352	440	68	183
1998-99	28	740-1551	.477	143-409	.350	383-588	.651	2006	71.6	1033	36.9	391	444	68	166
1999-00	34	879-1888	.466	194-536	.362	445-709	.628	2397	70.5	1233	36.3	487	453	126	235
2000-01	34	852-1755	.485	200-513	.390	500-743	.673	2404	70.7	1177	34.6	511	486	132	220
2001-02	31	751-1596	.471	144-414	.347	430-599	.718	2076	67.0	1116	36.0	443	424	93	155
2002-03	33	799-1727	.463	134-391	.343	465-651	.714	2197	66.6	1154	35.0	471	406	69	168
2003-04	29	711-1397	.509	168-419	.401	419-582	.720	2009	69.3	952	32.8	446	370	85	153
2004-05	32	851-1621	.525	185-473	.391	428-619	.691	2315	72.3	1095	34.2	549	396	92	179
2005-06	32	853-1714	.498	232-579	.401	369-511	.722	2307	72.1	1080	33.8	552	421	91	165
2006-07	35	884-1894	.467	206-553	.373	492-631	.780	2466	70.5	1144	32.7	504	488	81	220
2007-08	35	923-1797	.514	207-516	.401	532-672	.792	2585	73.9	1142	32.6	620	493	95	185
2008-09	35	899-1813	.496	222-563	.394	514-695	.740	2534	72.4	1202	34.3	566	393	88	168
2009-10	35	941-1928	.488	242-585	.414	435-574	.758	2559	73.1	1238	35.4	584	358	123	162
2010-11	34	840-1788	.470	206-562	.367	563-764	.737	2449	72.0	1266	37.2	500	402	110	162
2011-12	37	896-1887	.475	208-566	.367	551-766	.719	2551	68.9	1234	33.4	497	449	119	146
2012-13	31	750-1598	.469	178-500	.356	456-631	.723	2134	68.8	1162	37.5	455	408	125	150
2013-14	32	782-1732	.452	220-542	.406	431-587	.734	2215	69.2	1166	36.4	510	353	116	110
2014-15	31	721-1596	.452	233-591	.394	389-579	.672	2064	66.6	978	31.5	445	323	142	149
2015-16	31	802-1779	.451	257-695	.370	413-597	.692	2274	73.4	1107	35.7	454	373	81	170
2016-17	31	790-1713	.461	234-618	.379	427-609	.701	2241	72.3	1098	35.4	466	391	91	153
2017-18	34	865-1904	.454	317-870	.364	442-627	.705	2489	73.2	1132	33.3	474	441	68	170
2018-19	35	959-2038	.471	274-772	.355	559-747	.748	2753	78.7	1403	40.1	598	447	147	215
2019-20	34	905-1967	.460	248-745	.333	542-710	.763	2600	76.5	1386	40.8	561	426	109	209
2020-21	29	773-1732	.446	185-557	.332	374-518	.722	2105	72.6	1180	40.7	469	403	145	193
2021-22	34	917-1926	.476	265-775	.342	398-552	.721	2497	73.4	1201	35.3	611	424	73	209
2022-23	35	957-1975	.479	325-840	.387	517-678	.763	2736	76.2	1243	35.5	585	426	117	175
2023-24	35	999-2036	.491	226-678	.333	564-783	.720	2788	79.7	1254	35.8	572	385	148	238

QUICK FACTS

OUTLOOK

AGGIE BIOS

COACHES

OPPONENTS

SEASON REVIEW

RECORDS

UNIVERSITY



YEAR-BY-YEAR STATS



Defensive Statistics

	Year	GP	FG	Pct.	3FG	Pct.	FT	Pct.	Pts.	Avg.	Reb.	Avg.	Ast	TO	Blk	Stl.
QUICK FACTS	1957-58	24	673-1714	.393	—	—	383-591	.648	1729	72.0	1234	51.4	—	—	—	—
	1958-59	26	704-1922	.366	—	—	391-596	.657	1799	69.2	1311	50.4	—	—	—	—
	1959-60	29	778-2179	.357	—	—	379-611	.688	1935	66.7	1370	47.2	—	—	—	—
	1960-61	26	731-1837	.397	—	—	435-629	.691	1861	71.5	1291	49.6	—	—	—	—
	1961-62	29	749-1932	.387	—	—	498-762	.653	1996	68.8	1323	45.6	—	—	—	—
	1962-63	27	695-1785	.389	—	—	395-625	.632	1785	66.1	1245	46.1	—	—	—	—
	1963-64	29	873-2053	.425	—	—	531-751	.707	2277	78.5	1342	46.3	—	—	—	—
	1964-65	25	760-1696	.448	—	—	516-747	.691	2036	81.4	1198	47.9	—	—	—	—
	1965-66	26	821-1883	.436	—	—	498-717	.695	2140	82.3	1287	49.5	—	—	—	—
OUTLOOK	1966-67	28	796-1891	.421	—	—	424-615	.689	2016	72.0	1254	44.8	—	—	—	—
	1967-68	25	833-2004	.411	—	—	505-715	.706	2171	86.8	1377	55.1	—	—	—	—
	1968-69	26	892-1924	.464	—	—	498-735	.678	2282	87.8	1253	48.2	—	—	—	—
	1969-70	29	902-2172	.410	—	—	600-851	.701	2404	82.9	1322	45.6	—	—	—	—
	1970-71	27	802-1833	.440	—	—	513-754	.680	2117	78.4	1142	42.3	—	—	—	—
	1971-72	26	857-1876	.457	—	—	445-643	.690	2159	83.0	1232	47.4	—	—	—	—
	1972-73	26	856-1854	.460	—	—	334-472	.700	2046	78.7	1063	40.9	—	—	—	—
	1973-74	26	794-1794	.443	—	—	391-573	.683	1979	76.1	1057	40.7	—	—	—	—
	1974-75	27	845-1898	.445	—	—	403-576	.700	2093	77.5	1146	42.4	—	—	—	—
AGGIE BIOS	1975-76	26	810-1782	.455	—	—	361-504	.716	1981	76.2	1163	45.1	—	—	—	—
	1976-77	27	845-1878	.450	—	—	428-604	.709	2118	78.4	1178	43.6	—	—	—	—
	1977-78	28	803-1915	.419	—	—	385-552	.697	1991	71.1	1096	39.1	—	—	—	—
	1978-79	30	900-1925	.468	—	—	464-667	.696	2264	75.5	1224	40.8	—	—	—	—
	1979-80	27	888-1841	.482	—	—	426-630	.676	2202	81.6	1054	39.0	—	—	—	—
	1980-81	28	892-1823	.489	—	—	487-658	.740	2271	81.1	1086	38.8	—	—	—	—
	1981-82	27	815-1721	.474	—	—	411-585	.703	2041	75.6	1061	39.3	—	—	—	—
	1982-83	29	814-1882	.433	—	—	394-577	.683	2069	71.3	1126	38.8	—	—	—	—
	1983-84	30	948-1917	.495	—	—	365-516	.707	2262	75.4	1101	36.7	—	—	—	—
COACHES	1984-85	28	945-1966	.481	—	—	386-594	.650	2328	83.1	1144	40.9	—	—	—	—
	1985-86	27	859-1751	.491	—	—	476-673	.707	2259	80.7	1085	38.8	—	—	—	—
	1986-87	31	998-2020	.494	—	—	533-766	.696	2653	85.5	1198	38.6	—	—	—	—
	1987-88	31	925-2027	.456	—	—	445-634	.702	2370	76.5	1140	36.8	—	—	—	—
	1988-89	28	769-1694	.454	—	—	493-722	.683	2153	76.9	982	35.1	—	—	—	—
	1989-90	30	843-1818	.464	—	—	527-824	.640	2353	78.4	1151	38.4	—	—	—	—
	1990-91	28	809-1711	.473	141-381	.370	603-841	.717	2368	84.6	1095	39.1	—	—	—	—
	1991-92	28	749-1726	.434	107-350	.306	521-818	.636	2140	76.4	1183	42.3	—	—	—	—
	1992-93	27	753-1664	.453	—	—	511-738	.692	2152	79.7	1048	38.8	414	429	120	233
OPONENTS	1993-94	27	632-1470	.430	159-438	.363	446-664	.672	1869	69.2	805	29.8	331	—	118	151
	1994-95	29	732-1719	.426	145-509	.285	389-588	.662	1998	68.9	882	30.4	399	419	119	217
	1995-96	33	810-1936	.418	205-666	.308	420-614	.684	2245	68.0	972	29.5	455	388	77	246
	1996-97	29	654-1550	.422	179-548	.327	294-441	.667	1781	61.4	770	26.6	365	346	55	131
	1997-98	33	769-1792	.429	206-617	.334	396-595	.666	2140	64.8	984	29.8	409	436	84	154
	1998-99	28	699-1621	.431	183-549	.333	322-456	.706	1903	68.0	883	31.5	392	414	72	204
	1999-00	34	736-1827	.403	226-642	.352	382-561	.681	2080	61.2	1122	33.0	408	519	74	226
	2000-01	34	708-1795	.394	187-609	.307	347-513	.676	1950	57.4	1050	30.9	349	527	77	207
	2001-02	31	655-1665	.393	170-595	.286	320-438	.731	1800	58.1	914	29.5	357	398	60	206
2002-03	33	730-1680	.435	188-543	.346	331-480	.690	1979	60.0	924	28.0	373	416	69	167	
SEASON REVIEW	2003-04	29	648-1529	.424	164-498	.329	224-329	.681	1684	58.1	764	26.3	332	227	75	176
	2004-05	32	682-1722	.396	196-613	.320	288-401	.718	1848	57.8	883	27.6	325	391	92	200
	2005-06	32	769-1834	.419	226-640	.353	306-454	.674	2070	64.7	996	31.1	396	389	115	199
	2006-07	35	854-1889	.452	242-694	.349	398-614	.648	2348	67.1	1096	31.3	476	499	132	223
	2007-08	35	868-1984	.438	246-674	.365	403-577	.698	2385	68.1	1003	28.7	471	417	111	249
	2008-09	35	778-1859	.419	202-556	.363	411-554	.742	2169	62.0	969	27.7	428	369	110	196
	2009-10	35	757-1867	.405	198-615	.322	385-543	.709	2097	59.9	1029	29.4	390	392	109	169
	2010-11	34	696-1815	.383	186-616	.302	417-616	.677	1995	58.7	1007	29.6	363	412	98	185
	2011-12	37	863-2078	.415	231-701	.330	443-664	.667	2400	64.9	1209	32.7	457	400	84	211
2012-13	31	705-1711	.412	220-652	.337	341-515	.662	1971	63.6	880	28.4	430	294	87	213	
RECORDS	2013-14	32	756-1788	.423	188-601	.313	432-601	.719	2132	66.6	979	30.6	400	251	130	172
	2014-15	31	719-1782	.403	189-637	.297	346-523	.662	1973	63.6	1158	37.4	412	337	77	190
	2015-16	31	795-1800	.442	228-663	.344	399-575	.694	2217	71.5	1070	34.5	435	354	96	191
	2016-17	31	771-1821	.423	230-685	.336	423-609	.695	2195	70.8	1072	34.6	435	341	95	193
	2017-18	34	868-1932	.449	261-726	.360	469-631	.743	2466	72.5	1143	33.6	452	411	97	218
	2018-19	35	790-2009	.393	282-800	.353	487-682	.714	2349	67.1	1095	31.3	403	436	120	215
	2019-20	34	778-1987	.392	264-841	.314	359-515	.697	2179	64.1	1065	31.3	379	421	108	227
	2020-21	29	640-1640	.392	221-664	.333	307-414	.742	1808	62.3	881	30.4	334	396	103	192
	2021-22	34	818-1906	.429	251-739	.340	386-545	.708	2273	66.9	1066	31.4	451	420	103	211
UNIVERSITY	2022-23	35	870-2055	.423	241-694	.347	465-624	.745	2446	69.9	1103	31.5	412	388	87	197
	2023-24	35	906-2070	.438	221-755	.333	564-783	.720	2497	71.3	1157	33.1	456	417	84	223



SINGLE-SEASON TEAM BESTS



GAMES PLAYED

Year	Games
2011-12	37
2023-24	35
2022-23	35
2018-19	35
2009-10	35
2008-09	35
2007-08	35
2006-07	35
2021-22	34
2019-20	34
2017-18	34
2010-11	34
2000-01	34
1999-00	34

GAMES WON

Year	Wins
2010-11	30
2008-09	30
2023-24	28
2018-19	28
2000-01	28
1999-00	28
2009-10	27
2022-23	26
2019-20	26
2003-04	25
1997-98	25

GAMES LOST

Year	Losses
1981-82	23
1957-58	20
2017-18	17
2016-17	17
1992-93	17
1990-91	17
1968-69	17
2021-22	16
2011-12	16
1989-90	16
1988-89	16
1986-87	16
1985-86	16
1980-81	16

WINNING PERCENTAGE

Year	Percentage
2010-11	.882
2003-04	.862
2008-09	.857
1959-60	.828
2000-01	.824
1999-00	.824
2023-24	.800
2018-19	.800
1966-67	.786
1974-75	.778

TOTAL POINTS

Year	Points
2023-24	2,788
2018-19	2,753
2022-23	2,736
1969-70	2,619
2019-20	2,600
1987-88	2,592
2007-08	2,585
1986-87	2,566
2009-10	2,559
2011-12	2,551

POINTS PER GAME

Year	Average
1969-70	90.3
1967-68	87.9
1963-64	87.1
1979-80	86.3
1970-71	86.1
1964-65	85.4
1974-75	84.9
1972-73	84.5
1984-85	84.5
1987-88	83.6

TOTAL REBOUNDS

Year	Rebounds
1959-60	1,618
1969-70	1,566
1961-62	1,511
1963-64	1,445
2018-19	1,403
2019-20	1,386
1958-59	1,381
1960-61	1,354
1966-67	1,343
1967-68	1,333

REBOUNDS PER GAME

Year	Average
1959-60	55.8
1969-70	54.0
1967-68	53.3
1958-59	53.1
1964-65	52.2
1961-62	52.1
1960-61	52.1
1968-69	50.5
1963-64	49.8
1970-71	49.0

ASSISTS

Year	Assists
2007-08	620
2021-22	611
2018-19	598
2022-23	585
2009-10	584
2023-24	572
2008-09	566
2019-20	561
2005-06	552
2004-05	549

ASSISTS PER GAME

Year	Average
2021-22	18.0
2007-08	17.7
2017-77	17.4
1990-91	17.4
2005-06	17.3
2004-05	17.2
2018-19	17.1
2009-10	16.9
1969-70	16.9
2022-23	16.7
1977-78	16.7
1974-75	16.7

TURNOVERS

Year	Turnovers
1995-96	545
1988-89	526
1989-90	509
1986-87	506
1981-82	502
1987-88	495
2007-08	493
1978-79	493
2006-07	488
2000-01	486

BLOCKS

Year	Blocks
2023-24	148
2018-19	147
2020-21	145
2014-15	142
1989-90	139
2000-01	132
1991-92	130
1999-00	126
2012-13	125
2009-10	123

BLOCKS PER GAME

Year	Average
2020-21	5.0
2014-15	4.6
1991-92	4.6
1989-90	4.6
2023-24	4.2
2018-19	4.2
2012-13	4.0
2000-01	3.9
1988-89	3.8
1999-00	3.7
1990-91	3.7
1992-93	3.7

STEALS

Year	Steals
2023-24	238
1999-00	235
1989-90	227
1983-84	225
1991-92	225
1986-87	221
2006-07	220
2000-01	220
1985-86	217
1990-91	217

STEALS PER GAME

Year	Average
1991-92	8.0
1992-93	7.9
1990-91	7.8
1985-86	7.8
1988-89	7.6
1989-90	7.6
1983-84	7.5
1979-80	7.4
1982-83	7.2
1986-87	7.1

FIELD GOALS MADE

Year	Field Goals
1969-70	1,008
2023-24	999
1963-64	977
2018-19	959
1974-75	951
2022-23	947
2009-10	941
1978-79	929
1977-78	926
2007-08	923

FIELD GOALS ATTEMPTED

Year	Attempts
1963-64	2,160
1969-70	2,153
1959-60	2,073
1964-65	2,042
2018-19	2,039
2023-24	2,036
1966-67	1,995
2022-23	1,975
2019-20	1,967
1961-62	1,961

FIELD GOAL PERCENTAGE

Year	Percentage
1982-83	.529
2004-05	.525
1983-84	.515
2007-08	.514
1979-80	.514
1977-78	.511
1978-79	.510
2003-04	.509
1994-95	.504
1974-75	.501

THREE-POINT FG MADE

Year	Field Goals
2022-23	325
2017-18	317
2018-19	274
2021-22	265
2015-16	257
2019-20	248
2009-10	242
2016-17	234
2014-15	233
2005-06	232

THREE-POINT FG ATTEMPTED

Year	Attempts
2017-18	870
2022-23	840
2021-22	775
2018-19	772
2019-20	745
2015-16	695
2023-24	678
2016-17	618
2014-15	591
2009-10	585

THREE-POINT PERCENTAGE

Year	Percentage
1997-98	.429
2009-10	.414
2013-14	.406
2007-08	.401
2005-06	.401
2003-04	.401
1988-89	.401
1987-88	.401
2014-15	.394
2008-09	.394

FREE THROWS MADE

Year	Free Throws
1986-87	662
1987-88	658
1979-80	605
1969-70	603
1995-96	591
1989-90	581
1963-64	573
1991-92	569
2023-24	564
2010-11	563

FREE THROWS ATTEMPTED

Year	Attempts
1986-87	928
1987-88	926
1995-96	884
1961-62	827
1969-70	825
1989-90	817
1979-80	794
1990-91	787
2023-24	783
1991-92	780

FREE THROW PERCENTAGE

Year	Percentage
2007-08	.792
2006-07	.780
2022-23	.763
2019-20	.763
1979-80	.762
2009-10	.758
2018-19	.748
2008-09	.740
1988-89	.740
1963-64	.739
1972-73	.739

QUICK FACTS
OUTLOOK
AGGIE BIOS
COACHES
OPPONENTS
SEASON REVIEW
RECORDS
UNIVERSITY

QUICK FACTS

OUTLOOK

AGGIE BIOS

COACHES

OPONENTS

SEASON REVIEW

RECORDS

UNIVERSITY

POINTS	Date	PTS.
1. vs. UNLV	1/2/85	140
2. Eastern Oregon	12/28/19	129
3. vs. St. Peter's	12/8/69	125
4. vs. Creighton	1/14/67	124
5. vs. Southern Mississippi	2/2/74	121
6. vs. Long Beach State	2/6/86	119
7. at New Mexico	12/29/79	117
8. vs. St. Francis	12/12/70	116
vs. Evansville	12/11/67	116
10. vs. Cal State Fullerton	12/23/72	115
vs. New Mexico State	12/20/63	115

REBOUNDS	Date	Reb.
1. vs. Loyola (Calif.)	12/5/64	82
2. vs. Pepperdine	12/1/69	78
3. vs. Evansville	12/11/67	77
4. vs. St. Peter's	12/8/69	76
vs. Nevada	12/14/64	76
6. vs. Doane College	11/30/73	74
7. vs. Denver	2/22/69	73
8. at Arizona State	2/11/67	72
9. vs. St. Francis	12/12/70	71
vs. Seattle	1/13/68	71

ASSISTS	Date	Ast.
1. Eastern Oregon	12/28/19	36
2. at Portland State	2/25/78	34
vs. Mesa State	2/10/76	34
4. vs. Lewis & Clark College	11/26/05	33
vs. Pacific	3/5/88	33
at New Mexico	12/29/79	33
7. vs. Seattle	1/16/71	32
8. vs. Chadron State	12/11/93	31
9. vs. Denver	1/29/76	30
vs. West Texas State	12/11/69	30

BLOCKS	Date	Blk
1. vs. Pacific	1/13/01	12
2. vs. Colorado State	2/12/21	11
vs. Idaho	1/27/01	11
4. at New Mexico	1/6/21	10
San José State	12/23/20	10
2 more		10
8. vs. TCU	3/22/24	9
vs. Texas Tech	3/19/21	9
Fresno State	1/9/19	9
7 more		9

STEALS	Date	Stl
1. vs. Pacific	2/6/84	19
2. Eastern Oregon	12/28/19	16
3. vs. San José State	2/20/93	15
at Weber State	12/12/92	15
vs. Montana Tech	12/2/92	15

FIELD GOALS MADE	Date	FG
1. at New Mexico	12/29/79	53
at Portland State	2/25/78	53
3. vs. Southern Mississippi	2/2/74	51
4. vs. Cal State Fullerton	12/23/72	50
5. vs. Loyola (Calif.)	12/9/66	49
6. vs. Creighton	1/14/67	48
vs. Montana State	12/1/65	48
vs. New Mexico State	12/20/63	48
9. vs. Lewis & Clark College	11/26/05	47
vs. UNLV	1/2/85	47
vs. North Texas State	12/28/75	47
vs. St. Peter's	12/8/69	47
vs. Boston College	12/30/64	47

FIELD GOALS ATTEMPTED	Date	Att.
1. vs. Seattle	1/13/68	104
2. at UC Irvine	2/7/81	102
3. vs. Pepperdine	12/1/69	101
vs. Utah	1/30/65	101
vs. Pacific	12/7/64	101
6. vs. Houston Baptist	2/24/73	99
vs. Arkansas	12/27/71	99
vs. Montana State	2/25/65	99
vs. Nevada	12/14/64	99
10. at Weber State	2/27/74	97
at Brigham Young	1/22/72	97
vs. Boston College	12/30/64	97

FIELD GOAL PERCENTAGE	Date	M-Att.	Pct.
1. vs. UC Davis	11/27/04	28-36	.778
2. at UC Santa Barbara	2/5/05	32-45	.711
3. vs. New Mexico State	3/2/85	41-59	.695
4. at Hawai'i-Hilo	11/26/95	43-62	.694
5. vs. Southern Oregon	11/22/97	44-65	.677
6. vs. Louisiana Tech	2/28/08	37-55	.673
at New Mexico State	2/6/71	33-49	.673
vs. Cal State Fullerton	2/11/95	37-55	.673
vs. Montana	2/27/78	37-55	.673
10. vs. Redlands	1/5/80	41-61	.672

THREE-POINT FGS MADE	Date	FG
1. Westminster (UT)	12/15/22	21
2. at New Mexico State	2/2/06	20
3. Oral Roberts	11/22/22	19
4. at Colorado State	2/4/23	18
5. at San José State	3/6/24	16
6. at Weber State	12/15/21	15
7. at San Diego	11/17/22	14
vs New Mexico State	11/19/21	14
vs Boise State	3/8/18	14
at Air Force	3/1/16	14

THREE-POINT FG ATTEMPTS	Date	Att.
1. at San José State	2/28/18	43
2. San José State	1/30/19	37
3. Mississippi Valley State	11/15/17	35
4. at Air Force	3/1/16	34
at New Mexico State	2/2/06	34
6. New Orleans	12/11/21	33
Nevada	2/17/18	33
San José State	12/27/17	33
at Valparaiso	11/28/17	33
at Air Force	12/31/16	33
vs. Troy	12/23/10	33
at Fresno State	1/7/06	33

THREE-PT. FG PCT. (MIN. 5 MADE)	Date	M-Att.	PCT.
1. at San José State	2/10/90	7-8	.875
2. at Hawai'i-Hilo	12/1/02	5-6	.833
3. at Weber State	12/1/84	5-6	.833
4. vs. San José State	1/30/88	11-14	.786
5. vs. South Florida	11/18/00	10-13	.769
at Fresno State	1/4/88	10-13	.769
7. vs. Oakland	3/25/12	12-16	.750
at UNLV	1/9/91	12-16	.750
at UC Irvine	1/27/05	9-12	.750
10. at Minnesota	11/17/97	8-11	.727



Vince Washington scored 36 points for Utah State in the highest scoring game in Aggie history as USU lost to UNLV, 142-140, in triple overtime on Jan. 2, 1985, in the Dee Glen Smith Spectrum. At the time, it was the highest scoring game in NCAA history.



SINGLE-GAME TEAM BESTS



FREE THROWS MADE

	Date	FT
1. vs. Cal State Fullerton	01/22/87	44
2. vs. UC Irvine	02/07/87	43
vs. San José State	01/24/80	43
4. vs. UNLV	01/02/85	40
vs. Cal State Northridge	11/26/84	40
vs. Utah	12/23/81	40
7. vs. Utah	01/17/70	38
8. vs. Long Beach State	03/09/96	37
vs. Brigham Young	02/01/68	37
10. at Weber State	12/19/96	36
vs. Pacific	01/30/82	36

FREE THROWS ATTEMPTED

	Date	Att.
1. vs. San José State	01/24/80	59
2. vs. UNLV	01/02/85	57
3. vs. Cal State Fullerton	01/22/87	55
4. vs. Long Beach State	02/23/91	52
vs. UC Irvine	02/07/87	52
vs. Cal State Northridge	11/26/84	52
7. vs. Brigham Young	02/01/68	51
8. at Weber State	12/19/96	50
9. vs. Pacific	01/03/94	49
vs. Grambling State	12/05/86	49
vs. Utah	01/17/70	49

FT PERCENTAGE (MIN. 10 MADE)

	Date	M-Att.	PCT.
1. vs. Idaho	02/23/02	17-17	1.000
at Fresno State	01/06/07	12-12	1.000
at New Orleans	02/21/75	12-12	1.000
vs. Fresno State	01/15/09	10-10	1.000
vs. Louisiana Tech	02/28/08	10-10	1.000
vs. Utah Valley	12/20/07	10-10	1.000
7. Boise State	12/28/16	26-27	.963
8. vs. Cal State Fullerton	01/09/85	25-26	.961
9. vs. Oklahoma	11/21/21	20-21	.952
10. at San José State	02/22/17	19-20	.950

FOULS

	Date	PF
1. vs. Wyoming	12/13/68	42
2. vs. Brigham Young	12/18/92	33
at Cal State Fullerton	01/03/91	33
vs. Utah	12/15/88	33
at Portland State	01/10/81	33
6. at Brigham Young	12/17/88	32
vs. Loyola (Calif.)	12/05/64	32
8. at UC Irvine	03/02/91	31
vs. Long Beach State	02/23/91	31
at UC Santa Barbara	01/04/90	31
Seton Hall (at Lexington, Ky.)	12/18/81	31
at UC Irvine	02/07/81	31
at Denver	01/25/75	31
vs. West Texas State	12/02/70	31

TURNOVERS

	Date	TO
1. vs. Utah	01/17/74	33
2. at Fresno State	02/28/81	32
3. at New Mexico State	02/18/95	31
4. at Long Beach State	01/08/94	29
vs. Indiana State	11/25/72	29
at Evansville	01/01/72	29
vs. Wyoming	12/13/68	29
vs. San José State	12/19/67	29
9. at UNLV	01/10/87	28
at UNLV	01/02/86	28
at Wichita State	12/23/66	28

SINGLE-GAME OPPONENT TEAM RECORDS

POINTS

Opponent	Date	Pts.
1. vs. UNLV	01/02/85	142
2. at Utah	02/12/66	127
3. vs. UNLV	01/28/91	126
4. at UNLV	01/09/91	124
at UNLV	02/01/90	124
6. at Wichita State	12/23/66	123
7. at Brigham Young	12/19/87	121
8. vs. Boston College	12/30/64	120
9. at UC Irvine	01/08/87	118
vs. Brigham Young	02/01/68	118

REBOUNDS

Opponent	Date	Reb.
1. at Brigham Young	01/06/68	77
2. vs. Seattle	02/17/66	73
at Utah	02/28/59	73
4. at Washington	12/13/69	70
at Notre Dame	02/15/69	70
6. at Minnesota	12/19/64	69
7. at Utah	02/03/68	68
at Denver	01/18/68	68
9. vs. San José State	12/19/67	67
10. at New Mexico State	02/26/72	65

ASSISTS

Opponent	Date	Ass.
1. at UNLV	02/01/90	37
2. at Fresno State	02/14/91	32
at UNLV	01/10/89	32
4. at Brigham Young	12/06/78	30
5. vs Purdue	3/24/24	29
vs. UNLV	01/28/91	29
at UNLV	02/19/83	29
vs. Utah	11/28/81	29
at Brigham Young	12/27/80	29

BLOCKS

Opponent	Date	Blk.
1. vs. UNLV	02/15/14	11
at Nevada	01/13/10	11
3. at New Mexico	1/16/24	10
at Hawai'i	01/29/07	10
at Fresno State	01/06/07	10
vs. Simon Fraser	11/18/94	10
at Brigham Young	12/27/80	10

STEALS

Opponent	Date	Stl.
1. at Cal State Fullerton	01/21/89	21
2. at New Mexico State	02/18/95	18
vs. New Mexico State	02/13/95	18
4. at Cal State Northridge	02/12/04	16
at Cal State Northridge	03/02/02	16
at Long Beach State	01/08/94	16
at Rutgers	01/19/93	16
at UNLV	01/09/91	16
vs. Cal State Northridge	12/02/89	16

QUICK FACTS

OUTLOOK

AGGIE BIOS

COACHES

OPPONENTS

SEASON REVIEW

RECORDS

UNIVERSITY



SINGLE-GAME HIGHS



USU'S 100-POINT GAMES (106)

1959-60	W 103-72	at New Mexico
1960-61	W 110-88	Los Angeles State
1960-61	W 108-78	New Mexico
1961-62	W 105-91	Loyola (Calif.)
1962-63	W 101-57	San Diego State
1962-63	W 102-87	Michigan State
12/2/63	W 102-71	Fresno State
12/20/63	W 115-75	New Mexico State
1/25/64	W 105-90	Brigham Young
2/24/64	W 103-81	Montana
2/29/64	W 125-100	at American
12/1/64	W 107-60	Idaho State
12/14/64	W 101-80	Nevada
12/30/64	L 118-120	vs. Boston College
1/30/65	L 104-111	Utah
12/1/65	W 102-68	Montana State
1/27/66	W 109-97	Lasalle
12/9/66	W 112-66	Loyola (Calif.)
12/23/66	L 106-123	at Wichita State
12/27/66	W 107-88	at Xavier
1/14/67	W 124-96	Creighton
1/16/67	W 103-91	Seattle
1/26/67	W106-64	Hawai'i
2/4/67	W113-88	Brigham Young
12/11/67	W116-88	Evansville
12/16/67	W 102-83	Wichita State
12/19/67	W110-93	San José State
1/13/68	W 110-93	Seattle
2/1/68	L 103-118	Brigham Young
1/16/69	W 102-87	Denver
12/1/69	W 113-82	Pepperdine
12/8/69	W 125-108	St. Peter's
12/11/69	W 112-87	West Texas State
1/10/70	W 105-86	Seattle
1/17/70	W 106-98	Utah
2/3/70	W 111-68	at Portland
2/14/70	W 104-77	Denver
2/16/70	W 112-102	Arizona State
12/12/70	W 116-84	St. Francis
1/16/71	W 104-81	Seattle
1/21/71	W 102-92	at Utah
2/8/71	W 103-81	at Tulane
12/1/71	W 100-71	Augustana
12/9/71	W 100-82	West Texas State
2/21/72	W 100-76	Montana State
12/23/72	W 115-60	CS Fullerton
12/29/72	W 104-83	Louisiana State
12/30/72	W 102-82	Pacific
2/5/73	W 108-82	Seattle
12/15/73	W 102-93	vs. DePaul
2/2/74	W 121-84	Southern Mississippi
2/9/74	W 105-86	Tulane
1/13/75	W 102-87	Boise State
1/25/75	W 114-89	at Denver
12/28/75	W 105-87	vs. North Texas
1/29/76	W 100-90	Denver
1/4/77	W 110-89	CSU Bakersfield
1/29/77	W 103-84	Stanford
1/14/78	W 102-66	James Madison
2/25/78	W 113-87	at Portland State

12/10/79	W 113-95	Nevada
12/29/79	W 117-83	at New Mexico
1/5/80	W 101-59	Redlands
1/19/80	W 100-92	at Long Beach State
1/8/81	W 107-63	East Central Oklahoma
1/17/81	W 106-89	Pacific
2/7/81	L 110-117	at UC Irvine
2/14/81	W 105-91	Long Beach State
11/27/82	W 100-63	CS Northridge
11/26/84	W 100-77	CS Northridge
12/14/84	W 104-83	Weber State
1/2/85	L 140-142	UNLV
3/2/85	W 105-95	New Mexico State
2/6/86	W 119-95	Long Beach State
12/5/86	W 100-80	Grambling State
2/7/87	W 106-103	UC Irvine
12/19/87	L 112-121	at Brigham Young
12/22/87	W 107-93	at Weber State
1/30/88	W 114-85	San José State
2/13/88	W 102-83	UC Irvine
3/5/88	W 102-73	Pacific
12/3/88	W 106-93	Weber State
1/16/89	W 104-71	UC Irvine
1/2/91	W 111-88	UC Irvine
3/2/91	L 107-109	at UC Irvine
12/14/91	W 109-97	vs. Oral Roberts
12/11/93	W 109-71	Chadron State
2/11/95	W 103-71	CS Fullerton
2/13/95	L 100-104	New Mexico State
2/21/95	W 106-53	Cal Poly
11/26/95	W 103-86	at Hawai'i-Hilo
11/22/97	W 111-61	Southern Oregon
12/20/97	W 100-84	Long Island
2/28/98	W 102-76	North Texas
1/25/05	W 102-65	Lewis & Clark College
2/16/11	W 100-66	Montana Western
3/25/12	W 105-81	Oakland
11/6/18	W 101-71	at Montana State
11/9/18	W100-73	Hartford
1/30/19	W 103-73	San José State
3/5/19	W 100-96ot	at Colorado State
12/28/19	W 129-61	Eastern Oregon
12/21/20	W 107-62	San José State
12/15/22	W 106-68	Westminster (UT)
11/6/23	W 101-48	South Dakota Mines
12/6/23	W 108-81	San Diego

Overall: 97-9
 Home: 80-4
 Away: 14-4
 Neutral: 3-1

OPPONENTS' 100-POINT GAMES (64)

1955-56	L 80-110	Denver
1956-57	L 83-100	Montana State
2/29/64	W 125-100	at American
12/30/64	L 118-120	vs. Boston College
1/30/65	L 104-111	Utah
1/22/66	L 81-115	at Brigham Young
2/12/66	L 88-127	at Utah
2/26/66	L 81-100	at Denver

12/23/66	L 106-123	at Wichita State
12/9/67	L 90-102	Utah
1/6/68	L 98-104	at Brigham Young
1/18/68	L 80-100	at Denver
2/1/68	L 103-118	Brigham Young
2/3/68	L 92-106	at Utah
11/30/68	L 88-113	at Wyoming
1/9/69	L 89-107	at Utah
1/18/69	L 91-108	at Arizona State
1/25/69	L 82-113	at Brigham Young
2/15/69	L 82-108	at Notre Dame
12/8/69	W 125-108	St. Peter's
2/16/70	W 112-102	Arizona State
2/28/70	L 92-104	at New Mexico State
3/14/70	L 79-101	vs UCLA
12/19/70	L 83-111	at Brigham Young
1/22/72	L 82-101	at Brigham Young
2/5/72	L 92-102	New Mexico State
2/26/72	L 88-108	at New Mexico State
1/1/76	L 78-102	at Utah
1/25/79	L 85-101	at San José State
12/27/80	L 89-104	at Brigham Young
2/7/81	L 110-117	at UC Irvine
2/12/81	L 99-101	UC Irvine
2/26/81	L 91-101	at Pacific
1/28/82	L 78-100	at Pacific
2/20/82	L 72-104	at UC Irvine
2/19/83	L 78-111	at UNLV
12/28/84	L 84-103	at Louisiana State
1/2/85	L 140-142	UNLV
1/21/85	L 89-101	at Pacific
2/2/85	L 83-101	at UNLV
12/7/85	L 64-115	at Illinois
12/14/85	L 76-108	at Weber State
1/2/86	L 94-100	at UNLV
12/3/86	L 86-100	at Brigham Young
1/8/87	L 96-118	at UC Irvine
1/10/87	L 94-117	at UNLV
2/5/87	L 78-113	UNLV
2/7/87	W 106-103	UC Irvine
12/19/87	L 112-121	at Brigham Young
1/19/89	L 80-102	at UNLV
12/8/89	L 90-104	vs. Colorado
2/1/90	L 90-124	at UNLV
2/22/90	L 84-103	at New Mexico State
1/9/91	L 93-124	at UNLV
1/28/91	L 83-126	UNLV
2/14/91	L 86-107	at Fresno State
2/16/91	L 92-100	at Pacific
3/2/91	L 107-109	at UC Irvine
2/6/92	L 99-111	at CS Fullerton
1/19/93	L 93-113	at Rutgers
3/12/93	L 86-104	vs. UNLV
2/13/95	L 100-104	New Mexico State
1/26/08	L 70-100	at New Mexico State
3/24/24	L 67-106	vs Purdue

Overall: 4-60
 Home: 3-11
 Away: 1-44
 Neutral: 0-5

QUICK FACTS

OUTLOOK

AGGIE BIOS

COACHES

OPPONENTS

SEASON REVIEW

RECORDS

UNIVERSITY

Overtime Games (116)

3/12/60	W 73-72	vs. Villanova
3/11/63	L 75-79	vs. Arizona State
12/14/64	L 91-96	at Creighton (2OT)
2/7/64	W 77-73	at Montana State
2/15/64	W 85-84	at Colorado State
12/30/64	L 118-120	vs. Boston College
2/20/67	L 75-79	Texas Western (2OT)
1/17/70	W 106-98	Utah
1/24/70	W 68-63	at California
12/27/71	W 95-94	Arkansas
1/27/72	W 87-84	at Portland
11/25/72	W 97-96	Indiana State
1/4/73	W 91-87	at Southern Miss
2/27/74	L 87-89	at Weber State (2OT)
3/5/75	W 72-70	at Weber State
2/19/76	W 94-93	at Denver
12/4/76	W 95-93	Brigham Young
2/19/77	L 78-88	at UC Santa Barbara
12/10/77	L 79-84	at Weber State
1/5/78	L 76-83	Utah
1/7/78	L 84-85	at Brigham Young (2OT)
11/28/78	L 81-84	at Utah
1/11/79	L 82-86	at Pacific (2OT)
2/15/79	L 88-92	at Long Beach State
11/30/79	W 91-84	Weber State
1/19/80	W 100-92	at Long Beach State
1/24/80	W 95-92	San José State
2/7/80	W 87-83	at UC Irvine
2/7/81	L 110-117	at UC Irvine (2OT)
1/6/83	L 77-89	UNLV
2/24/83	W 94-91	at UC Santa Barbara
1/19/84	L 94-95	at New Mexico State
12/11/84	W 92-91	Brigham Young
1/2/85	L 140-142	UNLV (3OT)
2/23/85	L 76-83	at San José State (2 OT)
11/23/85	W 87-84	at Utah
1/2/86	L 94-100	at UNLV (2OT)
1/9/86	W 82-76	CS Fullerton
2/27/86	L 92-98	at Long Beach State
12/22/86	W 93-88	vs. Fordham
1/15/87	L 91-94	Long Beach State

1/22/87	W 96-95	CS Fullerton
2/14/87	W 91-86	San José State
12/5/87	W 76-70	Utah (2OT)
12/19/87	L 112-121	at Brigham Young
3/2/89	W 95-94	at UC Irvine
1/6/90	W 83-82	CS Fullerton
1/18/90	W 72-70	at Pacific
2/16/91	L 92-100	at Pacific
12/10/91	W 74-72	at Utah
1/30/92	L 80-85	UNLV
2/6/92	L 99-111	at CS Fullerton
2/19/92	W 85-78	New Mexico State
1/26/93	L 79-80	at San José State
2/13/93	W 77-75	at UC Santa Barbara
12/29/93	L 69-73	vs. Wyoming
2/3/94	W 82-81	UNLV
2/10/94	W 79-77	at UC Irvine
2/17/94	W 80-76	Long Beach State
2/26/94	W 84-79	at Pacific
2/13/95	L 100-104	New Mexico State (2OT)
3/16/95	L 87-93	Illinois State
11/24/95	L 61-63	vs. Wichita State (2OT)
12/16/95	L 79-81	vs. Weber State
1/8/96	W 75-71	at Nevada
1/13/96	W 73-71	Pacific (2OT)
1/15/96	W 60-58	San José State
3/10/96	L 75-76	vs. San José State
1/9/97	W 73-60	at Boise State
2/6/97	L 71-77	at Pacific
1/15/98	W 91-88	at Cal Poly
1/17/98	W 69-66	at UC Santa Barbara
2/26/98	W 84-82	New Mexico State
1/16/99	L 65-66	UC Santa Barbara
12/29/99	W 68-65	San Diego
11/19/00	L 76-80	vs. Austin Peay
2/24/01	L 77-78	at Boise State
3/15/01	W 77-68	vs. Ohio State
12/1/01	W 90-81	Brigham Young
1/15/03	L 73-75	at UC Irvine
3/13/03	W 89-83	vs. CS Fullerton
2/19/04	W 77-72	UC Riverside
1/13/05	L 66-73	at Pacific (2OT)

11/19/05	W 72-67	at Oral Roberts
1/07/06	L 96-99	at Fresno State (2OT)
3/11/06	L 63-70	at Nevada
12/23/06	L 75-77	at Santa Clara
3/1/07	W 79-77	Nevada
12/31/08	W 90-85	Wyoming
1/31/09	W 83-77	at Fresno State
1/13/10	W 79-72	at Nevada
1/29/11	W 89-84	at Hawai'i (2OT)
11/22/11	L 55-58	at Texas A&M-CC
11/18/12	W 80-78	at Santa Clara
1/5/13	W 82-75	Idaho
2/14/13	L 68-70	Denver
12/20/13	W 77-71	UC Santa Barbara
1/25/14	L 69-74	San Diego State
11/26/14	L 70-77	at UC Davis
12/20/14	L 65-68	South Dakota State
1/24/15	L 77-79	at UNLV
12/10/16	W 80-79	at Utah Valley
1/3/18	W 81-79	Fresno State
2/23/19	W 78-71	at Boise State
3/5/19	W 100-96	at Colorado State
12/7/19	W 77-10	Fresno State
12/18/19	W 76-74	vs South Florida
1/18/20	L 83-88	at Boise State
11/18/21	W 87-79	vs Richmond (2OT)
01/08/22	W 90-87	at New Mexico
02/08/22	L 76-78	at Wyoming
11/17/22	W 91-89	at San Diego
11/11/23	L 66-72	at Bradley
1/27/24	W 90-84	at Boise State
2/27/24	W 77-73	at Fresno State
3/14/24	W 87-75	vs Fresno State

Overall: 67-49
 Home: 27-12
 Away: 33-30
 Neutral: 7-7
 Multiple OT: 4-13

QUICK FACTS

OUTLOOK

AGGIE BIOS

COACHES

OPPONENTS

SEASON REVIEW

RECORDS

UNIVERSITY





QUICK FACTS

OUTLOOK

AGGIE BIOS

COACHES

OPONENTS

SEASON REVIEW

RECORDS

UNIVERSITY

NATIONAL HONORS

ASSOCIATED PRESS ALL-AMERICANS

- 1965 Wayne Estes (first team)
- 1969 Marvin Roberts (HM)
- 1971 Marvin Roberts (HM)
- 2007 Jaycee Carroll (HM)
- 2008 Jaycee Carroll (HM)
- 2009 Gary Wilkinson (HM)
- 2011 Tai Wesley (HM)
- 2019 Sam Merrill (HM)
- 2021 Neemias Queta (HM)
- 2023 Great Osobor (HM)

BASKETBALL NEWS ALL-AMERICANS

- 1969 Marvin Roberts (third team)
- 2002 Tony Brown (HM)

CONVERSE ALL-AMERICANS

- 1965 Wayne Estes

UPI ALL-AMERICANS

- 1969 Marvin Roberts
- 1971 Marvin Roberts

HELMS ATHLETIC FOUNDATION ALL-AMERICANS

- 1951 Bert Cook
- 1960 Cornell Green
- Max Perry
- 1961 Cornell Green
- 1964 Wayne Estes
- 1965 Wayne Estes
- 1967 Shaler Halimon
- 1969 Marvin Roberts
- 1970 Marvin Roberts
- 1971 Marvin Roberts

NAISMITH MEMORIAL BASKETBALL HALL OF FAME

- 1964 Ladell Andersen
- 1967 Wayne Estes

ACADEMIC ALL-AMERICANS

- 1964 Gary Watts
- 1980 Dean Hunger
- 1982 Larry Bergeson
- 1996 Eric Franson
- 2020 Sam Merrill (2nd)
- 2022 Justin Bean (3rd)

NCAA POSTGRADUATE SCHOLARSHIP

- 1996 Eric Franson

USBWA ALL-DISTRICT VIII

- 2017 Jalen Moore
- 2019 Sam Merrill
- Neemias Queta
- 2020 Sam Merrill
- 2021 Neemias Queta
- 2022 Justin Bean
- 2023 Steven Ashworth
- Taylor Funk

USBWA DISTRICT VIII PLAYER OF THE YEAR

- 2020 Sam Merrill
- 2021 Neemias Queta
- 2023 Steven Ashworth

USBWA DISTRICT VIII COACH OF THE YEAR

- 2019 Craig Smith

NABC ALL-DISTRICT 17

- 2017 Jalen Moore (2nd)
- 2018 Koby McEwen (2nd)

- 2019 Sam Merrill (1st)
- Neemias Queta (2nd)
- 2020 Sam Merrill (1st)
- Neemias Queta (2nd)
- 2021 Neemias Queta (1st)
- 2023 Steven Ashworth (2nd)
- 2024 Great Osobor (1st)
- Darius Brown II (2nd)

NABC DISTRICT 17 COACH OF THE YEAR

- 2019 Craig Smith
- 2024 Danny Sprinkle

JIM PHELAN COACH OF THE YEAR

- 2011 Stew Morrill

BIG WEST CONFERENCE HONORS

BIG WEST DOUBLE-DECADE TEAM

- Greg Grant (2nd)

BIG WEST PLAYER OF THE YEAR

- 1980 Dean Hunger
- 1986 Greg Grant
- 1995 Eric Franson

BIG WEST FRESHMAN OF THE YEAR

- 1983 Greg Grant
- 1989 Kendall Youngblood
- 1991 Bryon Ruffner
- 2005 Jaycee Carroll

BIG WEST COACH OF THE YEAR

- 1980 Rod Tueller (co-winner)
- 1995 Larry Eustachy
- 1998 Larry Eustachy
- 2000 Stew Morrill
- 2002 Stew Morrill

BIG WEST DEFENSIVE PLAYER OF THE YEAR

- 2001 Shawn Daniels

BIG WEST HUSTLE PLAYER OF THE YEAR

- 2003 Spencer Nelson
- 2004 Spencer Nelson
- 2005 Spencer Nelson

BIG WEST SIXTH MAN OF THE YEAR

- 2004 Nate Harris

ALL-BIG WEST (1979-2005)

- 1979 Dean Hunger (1st)
- Brian Jackson (2nd)
- Keith McDonald (2nd)
- 1980 Dean Hunger (1st)
- Brian Jackson (2nd)
- Rich McElrath (2nd)
- 1981 Brian Jackson (1st)
- 1983 Greg Grant (2nd)
- 1984 Greg Grant (2nd)
- 1985 Greg Grant (1st)
- Vince Washington (2nd)
- 1986 Greg Grant (1st)
- 1987 Kevin Nixon (2nd)
- 1988 Kevin Nixon (1st)
- Dan Conway (2nd)
- 1989 Reid Newey (1st)
- 1990 Kendall Youngblood (2nd)
- 1991 Kendall Youngblood (2nd)
- 1992 Kendall Youngblood (1st)
- 1993 Jay Goodman (2nd)
- 1994 Eric Franson (2nd)
- 1995 Eric Franson (1st)
- Corwin Woodward (2nd)

- Roddie Anderson (2nd)
- 1996 Eric Franson (1st)
- Silas Mills (2nd)
- 1997 Marcus Saxon (1st)
- Maurice Spillers (2nd)
- 1998 Marcus Saxon (1st)
- Kevin Rice (2nd)
- 1999 Donnie Johnson (2nd)
- 2000 Shawn Daniels (1st)
- Troy Rolle (1st)
- 2001 Shawn Daniels (1st)
- Bernard Rock (1st)
- Tony Brown (2nd)
- 2002 Tony Brown (1st)
- Desmond Penigar (1st)
- 2003 Desmond Penigar (1st)
- 2004 Mark Brown (1st)
- Cardell Butler (1st)
- Nate Harris (1st)
- Spencer Nelson (2nd)
- 2005 Nate Harris (1st)
- Spencer Nelson (1st)
- Jaycee Carroll (2nd)

BIG WEST ALL-TOURNAMENT

- 1979 Keith McDonald
- Dean Hunger
- 1981 Brian Jackson
- 1988 Dan Conway
- Kevin Nixon
- 1996 Justin Jones
- Silas Mills
- Antwan Smith
- 1997 Marcus Saxon
- 1998 Marcus Saxon (MVP)
- Kevin Rice
- Donnie Johnson
- 2000 Shawn Daniels (co-MVP)
- Troy Rolle (co-MVP)
- 2001 Bernard Rock (MVP)
- Shawn Daniels
- Curtis Bobb
- 2002 Tony Brown
- Desmond Penigar
- 2003 Desmond Penigar (MVP)
- Mark Brown
- Cardell Butler
- 2005 Jaycee Carroll (MVP)
- Nate Harris
- Spencer Nelson

BIG WEST ALL-FRESHMAN TEAM

- 1983 Greg Grant
- 1984 Reid Newey
- 1986 Gilbert Pete
- 1989 Kendall Youngblood
- 1991 Bryon Ruffner
- Eric Franson
- 1992 Nate Wickizer
- 1993 John Wickizer
- 1994 Jarobi Kemp
- 1999 Tony Brown
- 2003 Nate Harris
- 2005 Jaycee Carroll

BIG WEST PLAYER OF THE WEEK

- 1979 Dean Hunger
- 1980 Rich McElrath
- Dean Hunger
- Brian Jackson
- 1981 Brian Jackson
- 1982 Leo Cunningham
- 1983 Greg Grant

- 1984 Greg Grant (2)
- 1985 Vince Washington
- Greg Grant
- 1986 Greg Grant (2)
- 1988 Jeff Anderson
- Kevin Nixon
- Dan Conway
- 1989 Dan Conway
- 1990 Darrel White
- 1991 Kendall Youngblood (2)
- Jay Goodman
- 1992 Kendall Youngblood (2)
- 1993 Rod Hay
- Jay Goodman
- 1994 Nate Wickizer
- 1995 Eric Franson (3)
- Corwin Woodward
- 1997 Maurice Spillers
- 1998 Donnie Johnson
- 1999 Troy Rolle
- Donnie Johnson
- 2000 Shawn Daniels
- Tony Brown
- 2001 Tony Brown
- Shawn Daniels
- Curtis Bobb
- 2002 Desmond Penigar (3)
- Tony Brown
- 2003 Mark Brown
- Spencer Nelson
- Desmond Penigar
- 2004 Nate Harris (3)
- Mark Brown
- Spencer Nelson
- 2005 Nate Harris
- Spencer Nelson (3)

WAC HONORS

WAC PLAYER OF THE YEAR

- 2008 Jaycee Carroll
- 2009 Gary Wilkinson
- 2011 Tai Wesley

WAC COACH OF THE YEAR

- 2009 Stew Morrill
- 2010 Stew Morrill
- 2011 Stew Morrill

ALL-WAC (2006-2013)

- 2006 Nate Harris (1st)
- Jaycee Carroll (2nd)
- 2007 Jaycee Carroll (1st)
- 2008 Jaycee Carroll (1st)
- Gary Wilkinson (2nd)
- 2009 Gary Wilkinson (1st)
- Jared Quayle (2nd)
- 2010 Jared Quayle (1st)
- Tai Wesley (1st)
- 2011 Tai Wesley (1st)
- Brockeith Pane (1st)
- Brian Green (2nd)
- 2012 Preston Medlin (1st)
- 2013 Spencer Butterfield (2nd)
- Jarred Shaw (2nd)

WAC ALL-NEWCOMER TEAM (2006-2013)

- 2008 Gary Wilkinson
- 2009 Jared Quayle
- 2010 Nate Bendall
- Brian Green
- 2011 Brockeith Pane
- 2012 Kyisean Reed
- 2013 Spencer Butterfield

UTAH STATE CONFERENCE PLAYERS OF THE YEAR



DEAN HUNGER
1980 BIG WEST



GREG GRANT
1986 BIG WEST



ERIC FRANSON
1995 BIG WEST



JAYCEE CARROLL
2008 WAC



GARY WILKINSON
2009 WAC



TAI WESLEY
2011 WAC



SAM MERRILL
2019 MOUNTAIN WEST



GREAT OSOBOR
2024 MOUNTAIN WEST

QUICK FACTS

OUTLOOK

AGGIE BIOS

COACHES

OPPONENTS

SEASON REVIEW

RECORDS

UNIVERSITY

Jarred Shaw

ALL-DEFENSIVE TEAM (2006-2013)

- 2010 Pooch Williams
- 2011 Tyler Newbold

WAC ALL-TOURNAMENT

- 2006 Nate Harris
- 2007 Jaycee Carroll
Chaz Spicer
- 2008 Jaycee Carroll
- 2009 Gary Wilkinson (MVP)
Jared Quayle
Tai Wesley
- 2010 Jared Quayle
Tai Wesley
- 2011 Brockeith Pane (MVP)
Nate Bendall
Tai Wesley

WAC PLAYER OF THE WEEK

- 2006 Jaycee Carroll
Nate Harris
- 2007 Jaycee Carroll (2)
- 2008 Jaycee Carroll (3)
Stephen DuCharme
- 2009 Gary Wilkinson (3)
Jared Quayle
- 2010 Tai Wesley (3)
Jared Quayle
- 2011 Tai Wesley (3)
Brian Green
Brady Jardine

- 2012 Brockeith Pane
Preston Medlin
- 2013 Kyisean Reed
Preston Medlin
Spencer Butterfield (2)

MOUNTAIN WEST HONORS

MW PLAYER OF THE YEAR

- 2019 Sam Merrill
- 2024 Great Osobor

MW COACH OF THE YEAR

- 2019 Craig Smith
- 2024 Danny Sprinkle

MW NEWCOMER OF THE YEAR

- 2024 Great Osobor

MW FRESHMAN OF THE YEAR

- 2017 Koby McEwen
- 2019 Neemias Queta

MW DEFENSIVE PLAYER OF THE YEAR

- 2019 Neemias Queta
- 2021 Neemias Queta

MW ALL-DEFENSIVE TEAM

- 2019 Neemias Queta
- 2020 Neemias Queta
Justin Bean
- 2021 Neemias Queta
Marco Anthony

- 2022 Justin Bean
- 2024 Darius Brown II

MW SIXTH MAN OF THE YEAR

- 2021 Alphonso Anderson
- 2023 Dan Akin
- 2024 Josh Uduje

ALL-MW (2014-PRES)

- 2014 Spencer Butterfield (HM)
Jarred Shaw (HM)
- 2015 Jalen Moore (2nd)
David Collette (3rd)
Chris Smith (HM)
- 2016 Jalen Moore (3rd)
Chris Smith (3rd)
- 2017 Jalen Moore (2nd)
Koby McEwen (HM)
- 2018 Koby McEwen (3rd)
Sam Merrill (3rd)
- 2019 Sam Merrill (1st)
Neemias Queta (2nd)
- 2020 Sam Merrill (1st)
Neemias Queta (2nd)
Justin Bean (3rd)
- 2021 Neemias Queta (1st)
Justin Bean (2nd)
- 2022 Justin Bean (2nd)
Brandon Horvath (3rd)
- 2023 Steven Ashworth (1st)
Max Shulga (HM)
- 2024 Darius Brown II (1st)

- Great Osobor (1st)
- Ian Martinez (HM)

MW ALL-TOURNAMENT

- 2019 Sam Merrill (MVP)
Neemias Queta
- 2020 Sam Merrill (MVP)
Neemias Queta
- 2021 Neemias Queta
Justin Bean
- 2023 Steven Ashworth
Taylor Funk
- 2024 Great Osobor

MW PLAYER OF THE WEEK

- 2015 David Collette
- 2016 Chris Smith (2)
- 2018 Koby McEwen (2)
- 2019 Sam Merrill
- 2020 Sam Merrill (2)
- 2021 Neemias Queta (2)
Justin Bean
- 2022 Justin Bean (2)
- 2023 Steven Ashworth
Max Shulga
- 2024 Ian Martinez
Great Osobor (2)
Darius Brown II (2)

MW FRESHMAN OF THE WEEK

- 2024 Mason Falslev (3)

QUICK FACTS

OUTLOOK

AGGIE BIOS

COACHES

OPONENTS

SEASON REVIEW

RECORDS

UNIVERSITY



Spencer Butterfield led the WAC in free throw percentage in 2013, converting 83.5 percent.

NCAA STATISTICAL CHAMPION

MOST IMPROVED

1983	+15
------	-----

REBOUND MARGIN

1994	+8.6
1997	+10.8

FIELD GOAL PERCENTAGE

2005	52.5
2008	51.4
2009	49.6

FREE THROW PERCENTAGE

2008	79.2
------	------

ASSIST-TO-TURNOVER RATIO

2010	1.63
------	------

DEFENSIVE REBOUNDS PER GAME

2020	30.00
------	-------

BIG WEST STATISTICAL CHAMPION

TEAM

SCORING OFFENSE

1979	78.1
1980	86.3
1985	84.6

SCORING DEFENSE

1994	69.2
1995	68.9
2000	61.2
2001	57.6
2002	58.1
2003	60.0
2004	58.1
2005	57.8

SCORING MARGIN

1995	9.8
2001	13.1
2002	8.9
2003	6.6
2004	11.2
2005	14.6

FIELD GOAL PERCENTAGE

1979	.510
1983	.502
1988	.499
1989	.486
1995	.504
1996	.472
2001	.485
2003	.463
2004	.509
2005	.525

THREE-POINT FIELD GOAL PERCENTAGE

1998	.429
2004	.401
2005	.391

FREE THROW PERCENTAGE

1980	.762
1989	.737
1990	.712
1993	.711
1994	.702

REBOUNDING

1981	38.0
1982	36.9
1992	39.8
1995	40.9
1996	39.5
1997	37.4
1998	35.6

INDIVIDUAL SCORING

1986	Greg Grant	22.6
1995	Eric Franson	18.4

REBOUNDS

1997	Maurice Spillers	8.3
2003	Spencer Nelson	7.4

ASSISTS

1980	Rich McElrath	6.4
2004	Mark Brown	4.9

BLOCKED SHOTS

1987	Gilbert Pete	1.8
2001	Shawn Daniels	1.7

STEALS

1986	Greg Grant	2.4
1993	Jay Goodman	3.8

FIELD GOAL PERCENTAGE

1980	Dean Hunger	.606
2004	Nate Harris	.677
2005	Nate Harris	.652

THREE-POINT FIELD GOAL PERCENTAGE

1996	Justin Jones	.467
1998	Justin Jones	.496
2004	Mark Brown	.439
2005	Jaycee Carroll	.476

THREE-POINT FIELD GOALS MADE

1989	Reid Newey	3.5
------	------------	-----

FREE THROW PERCENTAGE

1980	Rich McElrath	.848
1984	Vince Washington	.841
1985	Vince Washington	.856
1991	Bryon Ruffner	.837
1992	Jay Goodman	.891
1993	Jay Goodman	.854
1994	Jarobi Kemp	.835

WAC STATISTICAL CHAMPION

TEAM

FIELD GOAL PERCENTAGE

2006	.498
2008	.514

2009 .496

2010 .488

2011 .470

FIELD GOAL PERCENTAGE DEFENSE

2009	.419
2010	.405
2011	.383

THREE-POINT FIELD GOAL PERCENTAGE

2006	.401
2008	.401
2010	.414

DEFENSIVE THREE-POINT FG PERCENTAGE

2010	.322
2011	.302

FREE THROW PERCENTAGE

2006	.722
2007	.780
2008	.792
2010	.758

ASSISTS

2006	17.25
2009	16.17
2010	16.69
2011	14.71

SCORING DEFENSE

2008	68.1
2009	62.0
2010	59.9
2011	58.7
2012	64.9

SCORING MARGIN

2009	+10.4
2010	+13.2
2011	+13.4

REBOUND MARGIN

2010	+6.0
2011	+7.6
2013	+8.5

INDIVIDUAL SCORING

2009	Jaycee Carroll	21.3
2008	Jaycee Carroll	22.4

FREE THROW SHOOTING

2007	Jaycee Carroll	.888
2008	Jaycee Carroll	.919
2013	Spencer Butterfield	.835

THREE-POINT FIELD GOAL PERCENTAGE

2007	Jaycee Carroll	.432
2008	Jaycee Carroll	.498
2010	Brian Green	.500
2011	Brian Green	.469

FIELD GOAL PERCENTAGE

2012	Kyieseane Reed	.614
------	----------------	------

ASSISTS

2008	Kris Clark	6.4
------	------------	-----

ASSIST-TO-TURNOVER RATIO

2007	Kris Clark	2.21
2009	Tyler Newbold	3.96
2010	Jared Quayle	2.57

THREE-POINT FIELD GOAL PERCENTAGE

2014	.406
2015	.394
2023	.387

THREE-POINT FIELD GOAL PER GAME

2023	9.29
------	------

THREE-POINT FG PERCENTAGE DEFENSE

2015	.297
2024	.293

SCORING MARGIN

2023	+8.29
------	-------

REBOUNDING OFFENSE

2019	40.1
2020	40.8
2021	40.7

REBOUNDING DEFENSE

2020	31.3
2021	30.4

REBOUND MARGIN

2014	+5.8
2019	+8.8
2020	+9.5

BLOCKS

2019	4.2
2021	5.0

ASSISTS

2014	15.94
2019	17.0
2020	16.5
2021	16.2
2022	17.97
2023	16.71

ASSIST-TO-TURNOVER RATIO

2022	1.44
------	------

DEFENSIVE REBOUNDS

2019	29.1
2020	30.0
2021	28.1

INDIVIDUAL

THREE-POINT FIELD GOAL PERCENTAGE

2014	Spencer Butterfield	.460
2016	Chris Smith	.450
2018	Sam Merrill	.534
2023	Steven Ashworth	.443

FIELD GOAL PERCENTAGE

2015	David Collette	.591
2020	Sam Merrill	.461
2021	Neemias Queta	.559

FREE THROW PERCENTAGE

2019	Sam Merrill	.909
2020	Sam Merrill	.893
2023	Steven Ashworth	.878

THREE-POINT FIELD GOAL PER GAME

2023	Steven Ashworth	3.2
------	-----------------	-----

REBOUNDING

2021	Neemias Queta	10.1
2022	Justin Bean	9.9

BLOCKS

2019	Neemias Queta	2.4
2021	Neemias Queta	3.3

ASSIST/TURNOVER RATIO

2017	Sam Merrill	3.3
2024	Darius Brown II	3.4

MINUTES PLAYED

2017	Jalen Moore	35.5
------	-------------	------



Neemias Queta is the last Utah State player to be taken in the NBA Draft after being selected with the 39th pick in the second round of the 2021 draft by the Sacramento Kings.

AGGIES IN THE NBA

- Bert Cook
New York, 1955
37 games, 3.2 ppg., 1.9 rpg.

- Patrick Dunn
Philadelphia, 1958
28 games, 2.5 ppg., 1.1 rpg.

- Shaler Halimon
Philadelphia, 1969
Chicago, 1970-71
Atlanta, 1972
Dallas, 1973
170 games, 6.7 ppg., 3.4 rpg.

- Ariel Maughan
Detroit, 1947
Providence, 1948
St. Louis, 1948-50
Washington, 1951
259 games, 7.9 ppg., 4.0 rpg.

- Marvin Roberts
Los Angeles, 1977
28 games, 2.1 ppg., 0.9 rpg.

- Nathaniel Williams
Cincinnati, 1972
Kansas City-Omaha, 1973-75
New Orleans, 1976-78
Golden State, 1978-79
642 games, 12.0 ppg., 3.8 rpg.

- Desmond Penigar
Orlando, 2004
10 games, 3.2 ppg., 2.4 rpg.

- Sam Merrill
Milwaukee, 2021
Memphis, 2022
Cleveland, 2023-pres.

- Neemias Queta
Sacramento, 2022-23
Boston, 2024-Pres.

AGGIES IN THE ABA

- Lawrence Bunce
Anaheim, 1968
Denver, Dallas, 1969
129 games, 8.9 ppg., 6.4 rpg.

- Hal Hale
Houston, 1968
72 games, 5.0 ppg., 2.9 rpg.

- Marvin Roberts
Denver, 1972-74
Kentucky, 1975-76
374 games, 8.8 ppg., 4.1 rpg.

ABA CHAMPIONS

- Marvin Roberts
Kentucky Colonels, 1975

NBA CHAMPIONS

- Sam Merrill
Milwaukee Bucks, 2021
- Neemias Queta
Boston Celtics, 2024

AGGIES IN THE NBA DRAFT

- (Round if available)
- 1952**
Bert Cook, New York
 - 1953**
Darrell Tucker, Milwaukee
Bill Hull, Syracuse
 - 1954**
Bill Hull, Rochester
 - 1956**
Pat Dunn, New York
 - 1960**
Jerry Schofield, New York (16)
 - 1962**
Cornell Green, Chicago (5)
 - 1964**
Troy Collier, Los Angeles (6)
 - 1965**
Leroy Walker, St. Louis (9)
 - 1967**
Larry Bunce, Seattle (4)
 - 1968**
Shaler Halimon (1)
Jimmy Smith, Seattle (9)
 - 1971**
Marvin Roberts, Detroit (3)
Nate Williams, Cincinnati (hardship)
 - 1975**
Jimmy Moore, Seattle (4)
Rich Haws, Seattle (9)
 - 1976**
Ed Gregg, Los Angeles (8)
 - 1978**
Mike Santos, Buffalo (3)
 - 1979**
Keith McDonald, Utah (8)
 - 1980**
Dean Hunger, Houston (4)
 - 1981**
Brian Jackson, Portland (2)
 - 1982**
Leo Cunningham, Portland (6)
 - 1986**
Greg Grant, Detroit (6)
 - 2020**
Sam Merrill, New Orleans (2)
 - 2021**
Neemias Queta, Sacramento (2)

QUICK FACTS

OUTLOOK

AGGIE BIOS

COACHES

OPPONENTS

SEASON REVIEW

RECORDS

UNIVERSITY

QUICK FACTS

OUTLOOK

AGGIE BIOS

COACHES

OPONENTS

SEASON REVIEW

RECORDS

UNIVERSITY



Utah State was ranked as high as No. 15 in the AP Poll during the 2019-20 season when the Aggies finished 26-8, including a 12-6 mark in the Mountain West. USU finished the year capturing its second-consecutive MW Tournament Championship.

UTAH STATE IN THE AP POLL											
DATE	RANK	RESULT	OPPONENT								
1/9/60	17th	W 73-61	at Utah	2/15/71	19th	L 74-96	at Denver	2/3/24	17th	L 67-81	at San Diego State
1/15/60	12th	W 88-60	Wyoming	2/23/71	16th	L 62-63	Weber State	2/6/24	22nd	L 63-77	Nevada
1/16/60	12th	W 73-65	Colorado State	2/27/71	16th	W 77-67	New Mexico State	2/10/24	22nd	W 80-61	Boise State
1/23/60	9th	W 83-75	at Montana	3/13/71	16th	L 82-91	BYU	2/27/24	22nd	W 77-73 (OT)	at Fresno State
1/29/60	9th	W 84-53	BYU	2/5/04	24th	W 57-43	Cal Poly	3/1/24	22nd	W 72-60	Air Force
2/5/60	9th	W 99-69	Denver	2/7/04	24th	W 63-54	UC Santa Barbara	3/6/24	22nd	W 90-70	at San José State
2/6/60	9th	W 86-59	New Mexico	2/12/04	19th	W 69-47	at CS Northridge	3/9/24	22nd	W 87-85	New Mexico
2/13/60	7th	W 75-64	at BYU	2/14/04	19th	L 60-64	at Pacific	3/14/24	18th	W 87-75 (OT)	vs. Fresno State
2/19/60	7th	L 60-68	at Colorado St.	2/26/04	24th	W 67-47	at Long Beach St.	3/15/24	18th	L 70-86	vs. San Diego State
2/20/60	7th	W 81-67	at Wyoming	2/28/04	24th	W 59-56	at UC Irvine	3/22/24	20th	W 88-72	vs. TCU
2/25/60	8th	W 89-63	Montana	3/5/04	23rd	W 64-60	at Idaho	3/24/24	20th	L 67-106	vs. Purdue
2/27/60	8th	L 75-77	Utah	3/12/04	22nd	L 62-63	vs. CS Northridge	Overall Record as AP Ranked Team: 77-25 (.755)			
3/3/60	10th	W 103-72	at New Mexico	3/17/04	25th	L 74-85	Hawaii	NATIONAL RANKINGS			
3/5/60	10th	W 76-71	at Denver	2/5/09	25th	W 78-59	New Mexico State	UTAH STATE RANKING IN FINAL AP POLLS			
3/12/60	8th	W 73-72 OT	vs. Villanova	2/7/09	25th	W 60-52	Louisiana Tech	1960	8th		
3/19/60	8th	W 99-83	vs. St. Bonaventure	2/12/09	21st	W 62-53	at Idaho	1962	18th		
3/20/60	8th	L 62-68	vs. Providence	2/14/09	21st	L 56-66	at Boise State	1970	16th		
12/13/60	14th	W 67-62	vs. Georgia Tech	2/2/11	22nd	W 67-45	Nevada	2019	25th		
12/16/60	14th	W 74-65	New Mexico State	2/5/11	22nd	W 77-49	Boise State	2020	RV		
2/26/70	20th	W 83-73	at West Texas St.	2/9/11	21st	L 56-64	at Idaho	2024	22nd		
2/28/70	20th	L 92-104	at New Mexico St.	2/12/11	21st	W 71-55	Fresno State	UTAH STATE RANKING IN FINAL COACHES' POLLS			
3/4/70	18th	W 86-73	at BYU	2/16/11	25th	W 100-66	Montana Western	1960	7th		
3/7/70	18th	W 91-81	vs. UTEP	2/19/11	25th	W 75-65	at Saint Mary's	1962	19th		
3/12/70	16th	W 69-68	vs. Santa Clara	3/2/11	25th	W 58-54	at New Mexico St.	1964	15th		
3/14/70	16th	L 79-101	vs. UCLA	3/5/11	25th	W 72-30	at Louisiana Tech	1967	14th		
12/1/70	12th	W 95-89	Ohio State	3/11/11	23rd	W 58-54	vs. San José State	1970	17th		
12/2/70	12th	L 78-81	West Texas State	3/12/11	23rd	W 77-69	vs. Boise State	1975	13th		
12/5/70	12th	W 94-77	Utah	3/17/11	19th	L 68-73	vs. Kansas State	1978	17th		
12/7/70	12th	W 66-64	UC Santa Barbara	3/22/19	25th	L 61-78	vs. Washington	2011	25th		
12/10/70	16th	W 80-74	Gonzaga	11/5/19	17th	W 81-73	Montana State	2019	25th		
12/12/70	16th	W 116-84	St. Francis	11/8/19	17th	W 89-34	Weber State	2020	RV		
12/19/70	15th	L 83-111	at BYU	11/12/19	17th	W 97-56	Denver	2024	20th		
12/21/70	15th	W 92-69	Fresno State	11/15/19	17th	W 81-54	North Carolina A&T				
12/29/70	19th	W 84-78	vs. Wichita State	11/18/19	15th	W 82-50	UTSA				
12/30/70	19th	W 97-81	vs. LSU	11/22/19	15th	W 80-78	vs. LSU				
1/9/71	15th	W 82-73	Denver	11/24/19	15th	W 68-59	vs. North Texas				
1/11/71	15th	W 86-70	at Montana State	11/29/19	15th	L 73-81	at Saint Mary's				
1/14/71	17th	W 90-67	Portland	12/4/19	25th	W 71-59	at San José State				
1/16/71	17th	W 104-81	Seattle	12/7/19	25th	W 77-70 OT	Fresno State				
1/23/71	12th	W 72-70	BYU	1/9/24	20th	W 83-59	Wyoming				
1/25/71	12th	W 82-74	Long Island	1/13/24	20th	W 87-86	at UNLV				
1/30/71	9th	L 72-76	at Air Force	1/16/24	16th	L 86-99	at New Mexico				
2/1/71	9th	W 98-68	Montana State	1/20/24	16th	W 83-62	Fresno State				
2/6/71	13th	L 90-93	at New Mexico St.	1/27/24	18th	W 90-84 (OT)	at Boise State				
2/8/71	13th	W 103-81	at Tulane	1/30/24	17th	W 82-61	San José State				
2/13/71	19th	W 99-85	at Seattle								



NATIONAL POLLS



UTAH STATE VS AP RANKED TEAMS											
DATE	RANK	RESULT	OPPONENT	DATE	RANK	RESULT	OPPONENT	DATE	RANK	RESULT	OPPONENT
2/5/49	12th	L 58-64	Utah	12/6/80	19th	L 79-82	BYU	3/17/05	9th	L 53-66	vs. Arizona
2/7/49	12th	L 42-61	at Utah	12/27/80	20th	L 89-104	at BYU	2/25/06	25th	L 57-75	Nevada
2/18/49	19th	L 55-66	Wyoming	2/27/82	14th	L 61-73	Fresno State	3/11/06	21st	L 63-70ot	at Nevada
2/19/49	19th	L 31-45	Wyoming	1/6/83	11th	L 77-89 ot	UNLV	3/16/06	17th	L 61-75	vs. Washington
2/25/49	16th	L 52-62	at Utah	2/19/83	1st	L 78-11	at UNLV	3/1/07	10th	W 79-77 ot	Nevada
2/26/49	16th	L 40-58	Utah	1/14/84	14th	L 88-93	UNLV	3/9/07	10th	W 79-77	vs. Nevada
3/5/49	12th	L 44-63	at Wyoming	2/9/84	4th	L 75-97	at UNLV	3/20/09	24th	L 57-58	vs. Marquette
3/7/49	12th	L 44-65	at Wyoming	3/9/84	13th	L 78-91	vs. UNLV	3/19/10	23rd	L 53-69	vs. Texas A&M
1/3/50	20th	L 45-70	at Kansas State	12/28/84	18th	L 71-103	at LSU	11/17/10	23rd	L 72-78	at BYU
1/28/50	14th	W 43-36	Wyoming	2/2/85	16th	L 83-100	at UNLV	12/4/10	14th	L 51-68	at Georgetown
1/30/50	14th	L 28-32	Wyoming	12/7/85	12th	L 64-115	at Illinois	3/17/11	21st	L 68-73	vs. Kansas State
12/29/50	14th	L 49-69	vs. Wyoming	1/2/86	13th	L 94-100 2ot	at UNLV	12/31/11	15th	L 64-66	at Mississippi St.
2/2/51	12th	L 57-83	at BYU	2/1/86	10th	L 79-87	UNLV	1/25/14	7th	L 69-74	of San Diego St.
2/3/51	12th	L 42-51	at BYU	11/30/86	17th	L 82-84	vs. North Carolina St.	2/18/14	6th	L 45-60	at San Diego St.
12/29/53	8th	L 61-88	at Illinois	1/10/87	1st	L 94-117	at UNLV	2/25/14	25th	L 58-67	at New Mexico
1/14/55	9th	L 55-88	at Utah	2/5/87	1st	L 78-113	UNLV	3/13/14	8th	L 39-73	vs San Diego St.
1/28/55	7th	W 62-60	Utah	1/19/88	8th	L 83-87	UNLV	11/29/15	6th	L 52-85	at Duke
12/11/56	14th	L 59-66	Seattle	2/18/88	11th	L 74-94	at UNLV	11/22/16	15th	L 64-85	vs Purdue
12/23/57	5th	L 64-92	at Kentucky	1/19/89	10th	L 80-102	at UNLV	11/18/17	17th	L 66-79	at Gonzaga
1/11/58	19th	L 57-81	at Utah	1/25/89	13th	L 68-94	UNLV	2/17/18	24th	L 87-93	Nevada
1/9/60	5th	W 73-61	at Utah	2/1/90	12th	L 90-124	at UNLV	12/20/18	21st	L 50-60	at Houston
2/27/60	5th	L 75-77	Utah	2/22/90	24th	L 84-103	at New Mexico St.	1/2/19	5th	L 49-72	at Nevada
3/12/60	17th	W 73-72 ot	vs. Villanova	3/1/90	2nd	L 82-84	UNLV	3/2/19	12th	W 81-76	Nevada
3/19/60	9th	W 99-83	vs. St. Bonaventure	1/9/91	1st	L 93-124	at UNLV	1/4/20	13th	L 68-77	San Diego State
3/20/60	14th	L 62-68	vs. Providence	1/26/91	23rd	L 66-86	at New Mexico St.	2/1/20	4th	L 68-80	at San Diego State
12/23/61	6th	L 72-74	USC	1/28/91	1st	L 83-126	UNLV	3/7/20	5th	W 59-56	vs San Diego State
12/28/62	7th	W 78-65	vs. USC	2/21/91	15th	L 75-83	New Mexico State	3/13/21	19th	L 57-68	vs San Diego State
3/11/63	4th	L 75-79 ot	vs. Arizona State	1/30/92	21st	L 80-85 ot	UNLV	12/8/21	24th	L 71-82	at BYU
12/19/64	4th	L 69-88	at Minnesota	3/3/92	6th	L 53-65	at UNLV	3/10/22	23rd	L 51-53	vs Colorado State
12/23/64	5th	L 71-86	at San Francisco	1/30/93	10th	L 78-87	UNLV	2/8/23	25th	L 61-63	San Diego State
12/2/67	5th	L 55-84	at Kansas	2/27/93	13th	L 86-94	at UNLV	3/11/23	20th	L 57-62	vs San Diego State
12/30/67	4th	L 66-85	vs. Tennessee	3/12/93	19th	L 86-104	vs. UNLV	3/16/23	23rd	L 65-76	vs Missouri
12/20/68	11th	L 61-67	Kansas	12/3/91	13th	L 62-71	Utah	1/6/24	13th	W 77-72	Colorado State
1/31/70	12th	W 91-84	Houston	12/10/91	10th	W 74-72	at Utah	2/20/24	19th	W 68-63	San Diego State
2/7/70	6th	L 90-95	New Mexico State	1/30/92	21st	L 80-85	UNLV	3/24/24	3rd	L 67-106	vs Purdue
2/28/70	5th	L 92-104	at New Mexico St.	3/3/92	6th	L 53-65	at UNLV	Utah State vs. Associated Press Ranked Teams			
3/14/70	2nd	L 79-101	vs. UCLA	2/5/94	23rd	W 69-68	New Mexico State	USU vs. Ranked Teams: 20-110 (.154)			
12/30/70	18th	W 97-81	vs. LSU	12/9/95	14th	L 43-59	at Utah	USU vs. No. 1: 0-5 (.000)			
12/6/71	5th	L 60-71	at Ohio State	11/26/96	4th	L 41-60	Utah	USU vs. Top Five: 2-24 (.077)			
12/22/71	7th	L 84-87	BYU	12/10/97	9th	L 55-71	at Utah	USU vs. Top 10: 9-31 (.225)			
1/22/72	13th	L 82-101	at BYU	3/12/98	20th	L 68-82	vs. Maryland	(NOTE: AP Polls from 1962-68 included only 10 teams.)			
12/16/72	17th	L 80-88	at BYU	11/18/98	9th	W 62-54	Utah				
1/20/73	19th	L 69-79	BYU	11/22/99	7th	L 58-60	vs. Florida				
12/20/76	16th	L 71-79	at Indiana	3/17/00	20th	L 67-75	vs. Connecticut				
12/29/76	8th	L 68-88	at UCLA	12/6/00	22nd	W 58-57	Utah				
1/1/77	19th	L 78-102	at Utah	3/17/01	15th	L 50-75	vs. UCLA				
12/23/77	17th	W 73-71	at Utah	3/20/03	6th	L 61-64	vs. Kansas				
12/22/79	18th	L 84-89	BYU	2/12/05	24th	L 63-64	Pacific				
2/12/80	13th	L 83-84	at BYU	3/12/05	18th	W 65-52	vs. Pacific				

QUICK FACTS

OUTLOOK

AGGIE BIOS

COACHES

OPPONENTS

SEASON REVIEW

RECORDS

UNIVERSITY



TEAM RECORDS



UTAH STATE'S LARGEST MARGINS OF VICTORY

UTAH STATE'S LARGEST MARGINS OF DEFEAT

QUICK FACTS
OUTLOOK
AGGIE BIOS
COACHES
OPPONENTS
SEASON REVIEW
RECORDS
UNIVERSITY

POINTS	SCORE	OPPONENT	DATE
76	92-16	Kurley Kilowatts	1938-39
69	80-11	Lincoln Athletic Club	1924-25
68	129-61	EASTERN OREGON	12/28/19
68	84-16	Weber HS	1913-14
64	82-18	Armour Creamery	1930-31
59	83-24	Ft. Douglas	1942-43
59	78-19	Combined Teams	1932-33
56	99-43	WESTERN STATE	12/15/01
55	89-34	WEBER STATE	11/08/19
55	115-60	CAL STATE FULLERTON	12/23/72
53	101-48	SOUTH DAKOTA MINES	11/6/23
53	106-53	CAL POLY	2/21/95
53	75-22	Cache All-Starts	1912-13
52	69-17	Oneida Stake Academy	1916-17
51	98-47	Eastern Washington	1953-54
51	60-9	38th Infantry	1929-30
50	79-29	MONTANA TECH	12/9/00
50	111-61	SOUTHERN OREGON	11/22/97
50	66-16	Idaho College	1926-27
50	79-29	Weber Junior College	1944-45
47	107-60	IDAHO STATE	12/1/64
47	65-18	Branch Ag College	1913-14
46	98-52	CHAMINADE	12/18/95
46	112-66	LOYOLA MARYMOUNT	12/9/66
45	107-62	SAN JOSÉ STATE	12/21/20
45	94-49	SAINT KATHERINE	12/10/19
45	87-42	LOYOLA MARYMOUNT	12/30/04
45	88-43	ALBANY	12/29/00
45	87-42	DESERET NEWS	1930-31
45	74-29	Brigham Young College	1919-20
44	98-54	HAWAII	1/11/10
44	107-63	E. CENTRAL OKLAHOMA	1/8/81
44	101-57	SAN DIEGO STATE	1962-63
43	111-68	at Portland	2/3/70
43	74-31	MONTANA	1913-14
42	72-30	at Louisiana Tech	3/5/11
42	93-51	WESTERN STATE	12/18/99
42	101-59	REDLANDS	1/5/80
42	116-84	ST. FRANCIS	12/12/70
42	106-64	HAWAII	1/26/67
41	97-56	DENVER	11/12/19
41	80-39	TROY	12/23/10
41	63-22	Weber Junior College	1944-45
40	89-49	SOUTHERN UTAH	11/28/09
40	85-45	HOWARD	12/29/08
40	97-57	CAL POLY	11/29/08
40	95-55	MIDWESTERN STATE	12/3/77
40	115-75	NEW MEXICO STATE	12/20/63
40	55-15	Preston Athletic Club	1921-22
39	50-11	Montana State	1918-19
39	58-19	Oneida Stake Academy	1917-18
38	106-68	WESTMINSTER (UT)	12/15/22
38	94-56	SAN JOSÉ STATE	02/25/20
38	86-48	Alabama State	2018-19
38	80-42	at Idaho	2/15/06
38	87-49	UC IRVINE	2/26/05
38	84-46	LONG BEACH STATE	1/31/04
38	109-71	CHADRON STATE	12/11/93
38	68-30	Montana State	1944-45
38	66-28	Weber Junior College	1938-39
37	76-39	FRESNO STATE	3/1/10
37	83-46	IDAHO STATE	12/1/06
37	102-65	LEWIS & CLARK COLLEGE	11/26/05
37	87-50	UC IRVINE	2/15/97
37	100-63	CS NORTHRIDGE	11/27/82
37	121-84	SOUTHERN MISS	2/2/74
37	74-37	Montana State	1935-36
37	60-23	Utah	1924-25
37	78-41	Oneida Stake Academy	1913-14

POINTS	SCORE	OPPONENT	DATE
54	82-28	Southern California	1925-26
54	69-15	Utah	1909-10
51	115-64	at Illinois	12/7/85
51	65-14	Brigham Young College (BYU)	1906-07
48	55-7	LDS College	1906-07
45	58-13	Brigham Young College (BYU)	1908-09
44	69-25	Montana State	1928-29
43	126-83	UNLV	1/28/91
43	73-30	Utah	1936-37
43	57-14	YMCA	1909-10
39	67-106	vs Purdue	3/24/24
39	127-88	at Utah	2/12/66
39	73-34	Stanford	1935-36
38	52-14	Faculty	1916-17
37	81-44	at Colorado State	1960-61
36	92-56	vs. San José State	3/7/85
36	82-46	CCNY	1947-48
35	77-42	at Utah	12/7/99
35	113-78	UNLV	2/5/87
34	73-39	vs San Diego State	3/13/14
34	124-90	at UNLV	2/1/90
34	115-81	at BYU	1/22/66
33	85-52	at Duke	11/29/15
33	111-78	at UNLV	2/19/83
33	88-55	Utah	1954-55
33	40-7	Brigham Young College (BYU)	1907-08
33	44-11	BYU	1906-07
32	103-71	at LSU	12/28/84
32	108-76	at Weber State	12/14/85
32	104-72	at UC Irvine	2/20/82
32	66-34	BYU	1940-41
31	124-93	at UNLV	1/9/91
31	113-82	at BYU	1/30/69
31	80-49	Western Kentucky	1947-48
31	35-4	Brigham Young College (BYU)	1903-04
31	64-33	Stanford	1940-41
30	100-70	at New Mexico State	1/26/08
30	90-60	at Colorado State	2/17/69
30	110-80	Denver	1955-56
30	92-62	BYU	1955-56
30	69-39	Wyoming	1951-52
30	62-32	Colorado	1944-45
30	54-24	BYU	1941-42
29	84-55	at Kansas	12/2/67
29	78-49	at Oregon	1957-58
29	83-54	Denver	1948-49
28	111-83	at BYU	12/19/70
28	92-64	at Kentucky	1957-58
28	46-18	Colorado	1938-39
27	93-66	at Long Beach State	1/29/87
27	64-37	BYU	1944-45
26	57-83	at Nevada	1/13/18
26	89-63	at New Mexico State	2/27/97
26	94-68	UNLV	1/25/89
26	83-57	at Weber State	12/4/82
26	90-64	vs. UC Irvine	3/3/82
26	94-68	vs. San José State	2/29/80
26	83-57	BYU	1950-51
26	55-29	Utah	1947-48
26	40-24	Montana State	1926-27
25	90-75	at Nevada	2/25/95
25	91-66	at UC Santa Barbara	1/4/90
25	86-61	at Weber State	12/12/81
25	99-74	at Utah	12/16/80
25	113-88	at Wyoming	11/30/68
25	70-45	Kansas State	1949-50
25	69-44	Utah	1945-46
25	62-37	Montana State	1929-30
25	42-17	Brigham Young College (BYU)	1915-16

Utah State's All-Century Basketball Team was announced during the 2004-05 season and has players from six different decades listed.

WAYNE ESTES (1963-65) - First-team Associated Press All-American (1965)... Third-leading scorer in school history with 2,001 points and the fourth-leading rebounder (893)... Holds school records for career points per game (26.7), free throws made in a career (469), consecutive 10-point games (64), points in a season (821), points per game in a season (33.7), points in a game (52) and rebounds in a game (28).

TONY BROWN (1999-2002) - Basketball News honorable mention All-American (2002)... First-team all-Big West (2002)... Second-team all-Big West (2001)... Big West Tournament team (2002)... Big West all-Freshman team (1999)... Ninth leading scorer in USU history with 1,564 points.

BERT COOK (1950-52) - Drafted by New York in 1952... Scored 1,133 career points to rank 25th in USU history... Was USU's leading scorer in the 1950s.

ERIC FRANSON (1991, 94-96) - Academic All-American (1996)... Big West Player of the Year (1995)... Two-time first-team all-Big West (1995, 96)... Second-team all-Big West (1994)... Big West all-Freshman team (1991)... Led the Big West in scoring in 1995 (18.4)... Ranks 10th on the USU career scoring list with 1,545 points.

GREG GRANT (1983-86) - Big West Player of the Year (1986)... Big West Freshman of the Year (1983)... Two-time first-team all-Big West (1985, 86)... Two-time second-team all-Big West (1983, 84)... Big West all-Freshman Team (1983)... Led the Big West in scoring (22.6) and steals (2.4) in 1986... USU's all-time steals leader (226), while ranking second in scoring (2,127) and rebounding (1,003).

CORNELL GREEN (1960-62) - Two-time All-American (1960, 61)... USU career rebounding leader (1,067)... Fifth-leading scorer in Aggie history with 1,890 points... His 745 points in 1962 is the fourth-best scoring season in school history.

SHALER HALIMON (1967-68) - The 17th leading scorer in USU history with 1,284 points in just two years... His 25.2 career scoring average is second in school history... His 47 points in a game ranked third in school history.

DEAN HUNGER (1977, 79-80) - Academic All-American (1980)... Big West Player of the Year (1980)... Two-time all-Big West first-team (1979, 80)... Big West all-tournament team (1979)... Two-time Big West Player of the Week... Ranks 13th on the USU career scoring list with 1,472 points and 17th on the rebounding list with 649.

BRIAN JACKSON (1979-81) - First-team all-Big West (1981)... Two-time second-team all-Big West (1979, 80)... Big West all-tournament team (1981)... Fourth leading scorer in school history with 1,903 points and ranks seventh all-time in rebounding (840).

BOB LAURISKI (1971-73) - Scored 1,266 points to rank 19th on the USU career scoring list... Ranks 11th on the school rebounding list with 720.

JIMMY MOORE (1973-75) - The 24th ranked scorer in USU history with 1,164 points... Is also 16th on the school's all-time rebounding chart with 652... Recorded 30 consecutive double-figure scoring games... Had 29 double-doubles in his career.


SPENCER NELSON (1999, 2003-2005) - First-team all-Big West (2005)... Three-time Big West Hustle Player of the Year (2003, 04, 05)... Second-team all-Big West (2004)... Ranks eighth all-time at USU in rebounding (800) and 18th in scoring (1,283).

MARVIN ROBERTS (1969-71) - The sixth-leading scorer in USU history with 1,844 points... Ranks third on the USU rebounding chart with 997... His 12.8 career rebounding average is a school record... Is the USU leader in double-doubles (54), double-figure rebound games (55)... Earned All-American honors as a sophomore, junior and senior.


MARCUS SAXON (1997-98) - Two-time first-team all-Big West (1997, 98)... Big West Tournament MVP (1998)... Two-time Big West Tournament team (1997, 98).

NATE WILLIAMS (1970-71) - The 28th leading scorer in USU history with 1,080 points in two years... Scored 45 points in a single game to tie for the fifth-best scoring game in school history... Pulled down 22 rebounds in one game to rank 10th on that list.


KENDALL YOUNGBLOOD (1989-92) - Big West Freshman of the Year (1989)... First-team all-Big West (1992)... Two-time second-team all-Big West (1990, 91)... Big West all-Freshman team (1989)... The seventh-leading scorer in USU history with 1,774 points.



WAYNE ESTES - MVP
1963-65




TONY BROWN
1999-2002




BERT COOK
1950-52




ERIC FRANSON
1991, 1994-96



GREG GRANT
1983-86



CORNELL GREEN
1960-62



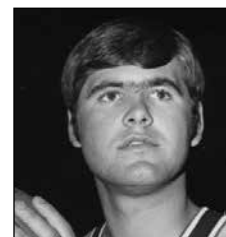
SHALER HALIMON
1967-68




DEAN HUNGER
1977, 1979-80



BRIAN JACKSON
1979-81



BOB LAURISKI
1971-73



JIMMY MOORE
1973-75




SPENCER NELSON
1999, 2003-05




MARVIN ROBERTS
1969-71



MARCUS SAXON
1997-98



NATE WILLIAMS
1970-71



KENDALL YOUNGBLOOD
1989-92

- QUICK FACTS
- OUTLOOK
- AGGIE BIOS
- COACHES
- OPPONENTS
- SEASON REVIEW
- RECORDS
- UNIVERSITY

QUICK FACTS

OUTLOOK

AGGIE BIOS

COACHES

OPONENTS

SEASON REVIEW

RECORDS

UNIVERSITY

Coach: George Peter Campbell
(1904, 1906-07)
6-15, .286 (Three Seasons)

1903-04

Record: 2-2

Brigham Young College	L	4	35
Ft. Douglas	W	18	9
Deaf and Dumb	W	24	8
Weber Stake Academy	L	13	14

1904-05
No competition.

1905-06

Record: 2-7

Brigham Young College	L	9	23
Weber Stake Academy	L	8	12
Deaf & Blind School	L	19	22
LDS College	L	14	17
Brigham Young College	W	10	6
2/23 BYU	L	14	21
LDS College	L	14	26
3/3 BYU	L	11	19
Weber Stake Academy	W	12	6

1906-07

Record: 2-6

Brigham Young College	L	4	11
Weber Stake Academy	W	21	19
Weber Stake Academy	W	19	18
Brigham Young College	L	14	65
LDS College	L	7	55
2/16 BYU	L	11	44
LDS College	L	6	26
3/1 BYU	L	12	23

Coach: George A. Walker
(1908)
0-8, .000 (One Season)

1907-08

Record: 0-8

1/18 BYU	L	16	29
Brigham Young College	L	7	40
YMCA	L	19	34
LDS College	L	12	33
2/2 BYU	L	19	43
Brigham Young College	L	11	32
LDS College	L	16	24
Brigham Young College	L	18	27

Coach: Clayton T. Teetzel
(1909-14)
23-33, .411 (Six Seasons)

1908-09

Record: 1-8

Brigham Young College	L	18	42
LDS College	L	16	34
Weber Stake Academy	W	34	22
2/4 Utah	L	13	32
LDS College	L	18	40
2/6 BYU	L	11	37
Brigham Young College	L	13	58
2/19 Utah	L	18	37
2/26 BYU	L	13	37

1909-10

Record: 3-7

Salt Lake High School	L	17	26
BYU	L	20	46
Brigham Young College	W	26	16
LDS College	L	21	23
Brigham Young College	W	29	21
YMCA	L	14	57
2/17 Utah	L	15	69
2/18 BYU	L	31	47
LDS College	W	19	14
2/26 Utah	L	21	38

1910-11

Record: 2-4

Fielding (Idaho) High School	W	44	11
Brigham Young College	W	45	25
2/4 BYU	L	19	29

2/11 Utah	L	22	26
2/17 Utah	L	33	46
2/18 BYU	L	21	37

1911-12

Record: 2-6

Oneida Stake Academy	W	48	12
Oneida Stake Academy	W	50	26
2/2 Utah	L	17	40
2/3 BYU	L	17	36
2/9 BYU	L	16	37
Brigham Young College	L	13	24
2/28 Utah	L	9	21
Brigham Young College	L	14	35

1912-13

Record: 5-4

Oneida Stake Academy	L	27	44
Cache All-Stars	W	75	22
Oneida Stake Academy	L	23	27
LDS College	L	28	32
Brigham Young College	W	35	30
2/15 BYU	L	23	33
2/28 Utah	W	31	20
3/1 BYU	W	29	20
3/7 Utah	W	34	20

1913-14

Record: 10-4

Salt Lake High School	W	60	26
BCH	W	43	10
Oneida Stake Academy	W	78	41
2/2 Montana State	W	59	33
2/6 Utah	W	41	23
Montana	W	74	31
Branch Agriculture College	W	65	18
Brigham Young College	L	17	21
Oneida Stake Academy	W	48	29
2/20 Utah	L	27	37
2/21 BYU	L	21	41
Brigham Young College	W	39	29
3/6 BYU	L	19	38
Weber High School	W	84	16

Coach: Joseph K. Jensen
(1915-19)
30-17, .638 (Five Seasons)

1914-15

Record: 1-5

Brigham Young College	L	26	38
2/12 Utah	L	15	24
2/13 BYU	L	21	29
Brigham Young College	W	28	4
2/26 BYU	L	23	31
3/5 Utah	L	19	36

1915-16

Record: 6-4

South Cache High School	W	36	10
Richmond High School	W	52	19
Oneida Stake Academy	W	45	32
Brigham Young College	L	20	23
2/12 BYU	L	17	42
2/14 Utah	L	35	39
2/19 Utah	L	17	31
Brigham Young College	W	21	18
2/26 BYU	W	37	23
Wellsville Athletic Club	W	31	23

1916-17

Record: 8-5

Faculty	L	14	52
Oneida Stake Academy	W	48	25
East High School	W	30	19
Box Elder High School	W	50	19
West High School	W	46	30
Box Elder High School	W	38	35
Oneida Stake Academy	W	69	17
Brigham Young College	W	35	20
2/16 Utah	W	34	17
2/17 BYU	L	22	43
Brigham Young College	L	25	28
3/3 Utah	L	27	34
3/8 BYU	L	27	34

1917-18

Record: 9-0 Rocky Mountain: 4-0, 1st place (Western Div.)

West High School	W	31	9	
Oneida Stake Academy	W	58	19	
Bingham	W	48	30	
1/25 Montana State	RM	W	43	11
1/26 Montana State	RM	W	37	9
2/2 Utah	RM	W	45	38
Brigham Young College	W	36	16	
Brigham Young College	W	29	21	
3/9 Utah	RM	W	38	31

1918-19

Record: 6-3 Rocky Mountain: 2-2, 2nd place (Western Div.)

Ricks College	W	58	23	
Rexburg Athletic Club	W	42	23	
1/14 Montana State	RM	W	29	17
1/15 Montana State	RM	W	50	11
2/21 Utah	RM	L	25	36
3/1 BYU	L	26	36	
Brigham Young College	W	50	20	
Brigham Young College	W	48	23	
3/21 Utah	RM	L	21	22



Coach: E. Lowell Romney
(1920-41)
225-157, .589 (22 Seasons)

1919-20

Record: 2-0 Rocky Mountain: 1-0

Brigham Young College	W	74	29	
1/31 BYU	RM	W	55	27

1920-21

Record: 6-4 Rocky Mountain: 2-3, 3rd place (Western Div.)

Utah Athletic Association	W	31	28	
Logan Coaches	W	37	15	
Tremonton Athletic Club	W	41	21	
1/28 Utah	RM	L	26	27
2/5 BYU	W	45	43	
2/11 Montana State	RM	W	58	24
2/12 Montana State	RM	W	35	14
2/19 Utah	RM	L	29	37
2/26 BYU	RM	L	28	30
Brigham Young College	L	23	25	

1921-22

Record: 8-3 Rocky Mountain: 3-3, 3rd place (Western Div.)

Montana Mines	W	36	17	
1/12 Montana State	RM	W	47	24
1/13 Montana State	RM	W	49	33
Mt. St. Charles	W	38	15	
Preston Athletic Club	W	41	25	
Western Athletic Club	W	39	37	
2/11 BYU	RM	L	22	39
2/17 Utah	RM	L-3OT	41	43
Preston Athletic Club	W	55	15	
3/3 BYU	RM	W	36	34
3/10 Utah	RM	L	27	30

1922-23

Record: 8-4 Rocky Mountain: 4-4, 1-2nd place (Western Div.)

1/15 Montana State	W	42	27
1/16 Montana State	W	40	30
2/2 BYU	W	55	19
2/3 BYU	W	36	30
2/9 Utah	W	40	35
2/10 Utah	L-OT	26	29
2/23 BYU	W	23	22
2/24 BYU	L	26	37
3/2 Utah	L	32	38
3/3 Utah	L	30	44
Denver	W	67	36
Denver	W	59	37

1923-24

Record: 6-6 Rocky Mountain: 3-5, 3rd place (Western Div.)

Montana Mines	W	26	17	
Montana Mines	W	29	11	
1/23 Montana State	RM	W	24	21
1/24 Montana State	RM	L	12	19
2/1 Utah	RM	W	37	23
2/2 Utah	RM	L	27	32
2/8 BYU	W	43	36	
2/9 BYU	RM	L	21	38



ALL-TIME RESULTS



2/22	BYU	RM	L	27	30
2/23	BYU		L	25	32
2/29	Utah	RM	L	22	44
3/1	Utah	RM	W	40	30

1924-25

Record: 12-7 Rocky Mountain: 5-5, 1-2nd place (Western Div.)

1/23	BYU	RM	L	26	29
1/24	BYU	RM	W	42	22
1/30	Utah	RM	L	30	33
1/31	Utah	RM	W	26	22
2/6	Montana State	RM	W	38	37
2/7	Montana State	RM	L	23	27
2/13	BYU	RM	L	36	48
2/14	BYU	RM	L	23	24
	Southern Cal		W	31	23
	Southern Cal		L	21	34
	Los Angeles Athletic Club		W	43	12
	Los Angeles Athletic Club		L	27	32
	Occidental College		W	38	20
	Lincoln Athletic Club		W	80	11
	San Diego DeMalay		W	31	21
	Pacific Athletic Club		W	39	13
	Southern Cal Freshmen		W	30	28
3/6	Utah	RM	W	33	21
3/7	Utah	RM	W	30	23

1925-26

Record: 13-5 Rocky Mountain: 8-4, 1st place (Western Div.)

	Rocky Mountain Conference Champion				
	Southern Cal		L	28	82
	Southern Cal		W	52	17
1/21	Montana State	RM	W	35	30
1/22	Montana State	RM	W	40	23
	Yellow Cab		W	48	15
1/29	BYU	RM	W	49	31
1/30	BYU	RM	L	32	35
2/5	Utah	RM	W	50	26
2/6	Utah	RM	W	33	28
2/19	Utah	RM	W	40	31
2/20	Utah	RM	L	36	49
2/26	BYU	RM	L	43	52
2/27	BYU	RM	W	36	34
3/5	Montana State	RM	W	61	44
3/6	Montana State	RM	L	26	38
3/11	Northern Colorado		W	39	23
3/12	Northern Colorado		W	48	22
3/13	Northern Colorado		W	40	27

1926-27

Record: 11-3 Rocky Mountain: 9-3, 2nd place (Western Div.)

	Idaho College		W	66	16
1/21	BYU	RM	W	50	48
1/22	BYU	RM	W	62	34
1/31	Montana State	RM	L	29	35
2/2	Montana State	RM	L	24	40
	Idaho All-Stars		W	46	22
2/11	Utah	RM	W	34	28
2/12	Utah	RM	W	35	33
2/18	Utah	RM	W	41	33
2/19	Utah	RM	W	39	35
2/22	Montana State	RM	W	40	34
2/23	Montana State	RM	L	42	44
3/4	BYU	RM	W	44	38
3/5	BYU	RM	W	42	25

1927-28

Record: 7-7 Rocky Mountain: 5-7, 1-2nd (Western Div.)

1/20	Utah	RM	L	36	37
1/21	Utah	RM	L	24	37
1/29	Montana State	RM	L	39	57
1/31	Montana State	RM	W	47	44
	Mt. St. Charles		W	43	30
	Mt. St. Charles		W	47	34
2/1	BYU	RM	L	34	49
2/1	BYU	RM	W	39	31
2/21	Montana State	RM	L	42	55
2/22	Montana State	RM	L	35	39
2/10	BYU	RM	W	52	41
2/11	BYU	RM	W	48	42
3/2	Utah	RM	L	35	39
3/3	Utah	RM	W	42	23

1928-29

Record: 8-10 Rocky Mountain: 4-8, 3rd place (Western Div.)

	Vico Oil		W	43	34
12/27	North Dakota		L	19	24
	Mt. St. Charles		W	60	33
	Mt. St. Charles		W	41	27

1/18	Montana State	RM	L	38	57
1/19	Montana State	RM	W	47	43
1/25	Utah	RM	L	39	49
1/26	Utah	RM	L	34	35
2/1	BYU	RM	L	45	53
2/2	BYU	RM	L	34	46
2/8	Montana State	RM	L	29	53
2/9	Montana State	RM	L	25	69
	Mt. St. Charles		W	37	28
	Mt. St. Charles		L	34	44
2/22	Utah	RM	W	42	27
2/23	Utah	RM	W	44	37
3/1	BYU	RM	L	45	49
3/2	BYU	RM	W	52	50

1929-30

Record: 15-7 Rocky Mountain: 7-5, 1-1st place (Western Div.)

	Rocky Mountain Conference Champion				
	38th Infantry		W	60	9
	Union Pacific		W	61	37
12/27	Southern Cal		W	32	29
12/28	Southern Cal		L	38	43
	Whittier		W	46	12
1/10	Utah	RM	W	47	40
1/11	Utah	RM	W	40	38
1/17	Wyoming		W	31	29
1/17	BYU	RM	W	39	37
1/18	BYU	RM	L	37	53
	Montana Mines		W	38	22
1/31	Montana State	RM	L	44	53
2/1	Montana State	RM	L	37	62
2/7	Utah	RM	L	45	47
2/8	Utah	RM	W	45	38
2/14	BYU	RM	L	36	49
2/15	BYU	RM	W	55	41
2/24	Montana State	RM	W	41	34
2/25	Montana State	RM	W	48	40
3/7	Montana State		W	40	35
3/8	Montana State		L	40	43
3/10	Montana State		W	37	29

1930-31

Record: 13-7 Rocky Mountain: 7-5, 1-2nd place (Western Div.)

	Deseret News		W	87	42
	Armour Creamery		W	82	18
	Branch Agriculture College		W	60	29
	Branch Agriculture College		W	60	30
12/22	Southern Cal		L	17	25
12/23	Southern Cal		W	33	25
	Los Angeles Athletic Club		L	27	42
	Pacific Coast Athletic Club		W	49	34
1/16	Utah	RM	W	39	28
1/17	Utah	RM	W	45	39
1/23	Montana State	RM	W	33	29
1/24	Montana State	RM	W	31	29
1/30	BYU	RM	W	61	59
1/31	BYU	RM	L	39	45
2/6	Utah	RM	L	39	43
2/7	Utah	RM	L	39	41
2/20	BYU	RM	L	51	61
2/21	BYU	RM	L	40	53
2/27	Montana State	RM	W	50	49
2/28	Montana State	RM	W	45	31

1931-32

Record: 7-15 Rocky Mountain: 2-10, 4th place (Western Div.)

	Gila College		W	52	33
	Los Angeles Athletic Club		L	26	31
	California		W	39	27
	California		W	33	20
	California		L	21	30
	Pasadena Athletic Club		L	36	38
	Long Beach Athletic Club		L	23	40
	Long Beach Athletic Club		L	29	32
	Branch Agriculture College		W	25	15
1/15	Montana State	RM	W	48	26
1/16	Montana State	RM	L	20	29
1/22	BYU	RM	W	47	45
1/23	BYU	RM	L	37	40
1/29	Utah	RM	L	31	46
1/30	Utah	RM	L	30	45
2/5	Montana State	RM	L	31	33
2/6	Montana State	RM	L	26	37
2/19	Utah	RM	L	29	36
2/20	Utah	RM	L	40	42
2/26	BYU	RM	L	32	39
2/27	BYU	RM	L	50	63
	United Billiards		W	54	43

1932-33

Record: 10-12 Rocky Mountain: 3-8, 3rd place (Western Div.)

	Texaco Oil		W	65	29
	United Billiards		W	56	43
	Piggly Wiggly of Logan		W	69	49
	Combined Teams		W	78	19
	Branch Agriculture College		W	44	24
	Hancock Oil		L	36	44
	UCLA		L	39	54
1/5	Southern Cal		L	33	38
	Pasadena Majors		L	35	52
1/13	Montana State	RM	W	42	33
1/14	Montana State	RM	L	42	57
1/20	Utah	RM	L	37	55
1/21	Utah	RM	L	33	38
1/27	BYU	RM	W	40	33
1/28	BYU	RM	L	44	59
2/10	Utah	RM	L	37	48
2/11	Utah	RM	L-OT	49	54
2/17	Montana State	RM	W	50	19
2/19	Montana State	RM	W	39	33
2/24	BYU	RM	L	30	37
2/25	BYU	RM	L	36	48
	House of David		W	53	36
	House of David		W	62	46

1933-34

Record: 14-6 Rocky Mountain: 8-5, 2nd place (Western Div.)

	Clark Insurance		W	81	65
	Ogden Boosters		W	48	42
	Denver Athletic Club		W	57	51
	Colorado College	RM	W	44	23
	Pasadena Majors		W	51	28
	Pasadena Majors		W	40	22
	Stanford		W	46	35
	California		L	31	49
1/12	BYU	RM	L	34	57
1/13	BYU	RM	L	35	42
1/19	Utah	RM	W	40	36
1/20	Utah	RM	W	32	24
1/26	Montana State	RM	W	42	34
1/27	Montana State	RM	W	39	33
2/5	Montana State	RM	W	31	29
2/6	Montana State	RM	W	34	26
2/16	BYU	RM	L	37	48
2/17	BYU	RM	W	43	35
2/23	Utah	RM	L	35	43
2/24	Utah	RM	L	44	51

1934-35

Record: 17-5 Rocky Mountain: 9-3, 1st place (Western Div.)

	Rocky Mountain Conference Champion				
	Denver Athletic Club		W	59	55
	Logan Elks		W	40	19
	MacMillan Ring-Frees		W	50	38
	UCLA		W	44	39
1/11	Montana State	RM	W	50	31
1/12	Montana State	RM	W	46	40
	Logan Elks		W	48	30
1/25	BYU	RM	L	38	39
1/26	BYU	RM	W	41	27
2/1	Utah	RM	W-OT	58	53
2/2	Utah	RM	W	50	37
2/8	BYU	RM	W	48	47
2/9	BYU	RM	L	39	40
2/15	Montana State	RM	W	57	41
2/16	Montana State	RM	L	56	60
2/22	Utah	RM	W	55	43
2/23	Utah	RM	W	51	41
	Northern Colorado		W	54	34
	Northern Colorado		W	47	35
	Northern Colorado		L	42	45
	Lambuth College		W	67	32
	Italian Athletic Club		L	26	32

1935-36

Record: 17-9 Rocky Mountain: 9-3, 1st place (Western Div.)

	Rocky Mountain Conference Champion				
	Nevada		W	48	33
	Stanford		L	34	73
	UCLA		W	43	32
12/23	San José State		W	40	36
12/28	Oregon		L	34	50
	San Francisco		L	32	35
	UCLA		L	36	40
	UCLA		W	44	34
1/10	Utah	RM	W	50	45
1/11	Utah	RM	W	46	41
1/17	Montana State	RM	L	33	37

QUICK FACTS

OUTLOOK

AGGIE BIOS

COACHES

OPPONENTS

SEASON REVIEW

RECORDS



ALL-TIME RESULTS



QUICK FACTS

OUTLOOK

AGGIE BIOS

COACHES

OPONENTS

SEASON REVIEW

RECORDS

UNIVERSITY

1/18	Montana State	RM	W	37	34
1/24	Montana State	RM	W	74	37
1/25	Montana State		W	58	42
1/31	Utah	RM	W	45	29
2/1	Utah	RM	L	34	35
2/7	BYU	RM	W	36	35
2/8	BYU	RM	W	37	33
2/21	BYU	RM	L	32	39
2/22	BYU		W	51	41
3/5	Wyoming	RM	W	42	32
3/6	Wyoming	RM	W	42	28
3/7	Wyoming	RM	L	33	48
3/25	Kansas	OP	L	37	39
3/26	Kansas	OP	W	42	37
3/28	Kansas	OP	W	50	33
	Wilmering YMCA	OP	L	48	62

1936-37
Record: 6-9 Rocky Mountain: 5-7, t-3rd place (Western Div.)

	Cache Valley All-Stars	W	32	30	
1/15	BYU	RM	W	40	31
1/16	BYU	RM	L	46	49
	Manhattan	L	32	39	
	Penn. Athletic Club	L	29	38	
1/29	Montana State	RM	L	35	40
1/30	Montana State	RM	W	42	41
2/5	Utah	RM	W	51	40
2/6	Utah	RM	W	41	39
2/12	BYU	RM	L	45	55
2/13	BYU	RM	W	47	38
2/19	Montana State	RM	L	35	40
2/20	Montana State	RM	L	42	54
2/26	Utah	RM	L	30	73
2/27	Utah	RM	L	43	59

1937-38
Record: 11-9 | Mountain States Conference: 6-6, 4th

	Ecker Studio College	L	55	59
	Ecker Studio College	W	63	45
	Watkins Motor	W	66	47
	Ecker Studio College	L	56	59
	Hastings College	W	61	37
	Cache Valley All-Stars	W	73	57
	Nevada	W	65	37
	Ecker Studio College	L	57	62
1/14	Wyoming	L	32	44
1/15	Colorado State	W	57	34
1/21	BYU	W	60	53
1/22	Wyoming	L	55	57
1/28	Utah	L	35	59
1/29	Colorado State	W	62	52
2/4	Denver	W	75	48
2/5	Colorado	L	35	59
2/11	Colorado	W	59	58
2/12	Denver	W	48	46
2/18	Utah	L	47	63
2/25	BYU	L	50	58

1938-39
Record: 18-6 | Mountain States Conference: 7-5, t-3rd
NCAA Tournament Participant

	Watts All-Stars	W	39	31	
	Mint Cafe	W	50	22	
	Ecker Studio College	W	61	35	
	Weber Junior College	W	56	28	
	Montana	W	45	36	
	Montana	W	44	32	
	Weber Junior College	W	66	28	
	Kurley Killowatts	W	92	16	
	Nevada	W	43	36	
	California	L	35	42	
1/7	BYU	W	54	46	
1/13	Colorado State	W	44	37	
1/20	Colorado	L	18	46	
1/21	Colorado State	W	52	34	
1/28	Utah	W	53	46	
2/3	Colorado	L	43	56	
2/11	Utah	L	45	67	
2/17	Wyoming	W	47	45	
2/18	Denver	W	64	47	
2/24	Denver	W	54	39	
2/25	Wyoming	L	41	50	
3/4	BYU	W	53	38	
	Oklahoma	NCAA	L	39	50
	Texas	NCAA	W	51	49

1939-40
Record: 11-7 | Mountain States Conference: 7-5, t-3rd

	Clark's All-Stars	W	64	44
--	-------------------	---	----	----

12/15	Oregon State	L	38	39
12/16	Oregon State	L	39	41
	College of Idaho	W	60	35
	California	W	43	33
	St. Mary's (Calif.)	W	41	32
1/12	Colorado	W	31	28
1/26	Wyoming	W	46	33
1/27	Denver	W	36	27
2/2	Denver	L	46	56
2/3	Wyoming	W	30	27
2/10	BYU	W	55	35
2/16	Utah	W	36	29
2/17	BYU	L	43	49
2/23	Colorado	L	38	44
2/24	Colorado State	L	52	56
3/1	Colorado State	W	58	42
3/8	Utah	L	40	41

1940-41
Record: 5-16 | Mountain States Conference: 2-10, 7th

	Ogden Pioneers	W	48	33
	Watts All-Stars	W	39	38
	Oregon State	L	26	43
	Oregon State	L	34	39
	California	L	43	47
	Watts All-Stars	W	52	49
	St. Mary's (Calif.)	L	42	44
1/3	San José State	L	41	55
	Stanford	L	33	64
1/10	BYU	L	34	66
1/17	Colorado State	W	34	27
1/24	Colorado	L	34	41
1/25	Colorado State	L	31	40
2/1	Utah	L	21	44
2/7	Colorado	L	32	43
2/21	Wyoming	L	35	41
2/22	Denver	L	44	45
2/28	Denver	L	34	43
3/1	Wyoming	L	32	50
3/8	BYU	W	48	47
3/14	Utah	L	27	49

Coach: Robert W. Burnett
(1942)
6-10, .375 (One Season)

1941-42
Record: 6-10 | Mountain States Conference: 3-9, 5th

	Weber Junior College	W	56	36
	Willamette	W	38	31
12/22	Oregon State	L	30	45
	Eastern Oregon	W	56	42
1/10	BYU	L	24	54
1/16	Colorado	L	31	49
1/17	Denver	W	34	18
1/30	Utah	L	35	53
1/31	Colorado State	W	47	34
2/6	Colorado State	W	41	26
2/8	Wyoming	L	43	60
2/14	Denver	L	39	54
2/21	BYU	L	52	57
2/24	Utah	L	39	49
2/27	Wyoming	L	54	73
3/7	Colorado	L	46	57

Coach: D.D. Young
(1943, 1945)
23-17, .575 (Two Seasons)

1942-43
Record: 14-7 | Mountain States Conference: 4-4, 3rd

	Fi. Douglas	W	83	24
	Cache Valley All-Stars	W	85	53
	Weber Junior College	W	62	38
	Idaho State	W	66	41
	Ricks College	W	74	53
	Montana	L	44	48
1/2	Montana State	W	47	38
	Montana	L	43	44
1/5	Montana State	L	39	42
	Idaho State	W	52	46
	Weber Junior College	W	63	52
	Armstrong	W	63	43
	Logan Marines	W	57	38
1/15	BYU	W	43	38
1/16	BYU	L	41	58
1/22	Utah	W	50	44

1/23	Utah	L	28	46
2/5	Utah	W	51	42
2/6	Utah	W	55	52
2/19	BYU	L	38	44
2/20	BYU	L	59	63

1943-44
No competition.

1944-45
Record: 9-10 | Mountain States Conference: 3-7, 5th

	Cache Coaches	W	50	38
	Idaho Southern	W	51	43
	Weber Junior College	W	79	29
	Weber Junior College	W	63	22
	Ft. Douglas	W	64	40
	Kearns	L	48	50
	Montana State	L	40	41
	Montana State	W	68	30
	Idaho Southern	L	49	54
1/13	Utah	L	47	62
1/26	Colorado	L	32	62
2/3	BYU	L	41	50
2/8	Colorado	L	46	50
2/17	Utah	L	59	80
2/23	Wyoming	W	44	36
2/24	Denver	W	80	53
3/2	Denver	W	72	53
3/3	Wyoming	L	49	52
3/7	BYU	L	37	64

Coach: H.B. Lee
(1946-47)
21-22, .488 (Two Seasons)

1945-46
Record: 7-12 | Mountain States Conference: 2-10, 6th

	Weber Junior College	W	64	48
	Clearfield	W	50	23
	Montana	W	37	36
	Idaho	L	33	55
	Weber Junior College	L	41	47
	Idaho Southern	W	47	32
	Idaho Southern	W	49	39
1/12	BYU	L	41	47
1/18	Colorado	L	39	59
1/19	Denver	L	37	45
1/28	Colorado State	L	36	43
2/1	Utah	L	44	69
2/8	Colorado State	W	35	34
2/9	Wyoming	L	30	45
2/16	Denver	W	62	35
2/23	BYU	L	48	64
3/2	Wyoming	L	52	66
3/4	Utah	L	31	34
3/9	Colorado	L	33	42

1946-47
Record: 14-10 | Mountain States Conference: 6-6, t-3rd

	Weber Junior College	W	66	35
	Idaho Southern	W	51	31
12/13	Washington State	W	50	44
12/14	San Francisco	W	44	35
12/20	Montana State	W	54	50
	Weber Junior College	L	44	53
12/28	Bradley	L	53	72
	Springfield	W	63	55
	American Institute	W	58	40
1/4	St. Joseph's (Pa.)	L	48	52
	Long Island University	L	38	56
1/10	Colorado	L	45	56
1/11	Denver	W	45	44
1/17	Utah	W	50	49
1/18	Wyoming	L	34	43
1/25	Colorado	W	40	34
2/1	Colorado State	W	55	38
2/7	Colorado State	W	43	35
2/8	Wyoming	L	45	60
2/14	Utah	L	41	55
2/22	BYU	L	40	62
3/1	Denver	L	39	44
3/4	BYU	W	52	49
3/7	Hawai'i	W	51	37



Coach: Joe Whitesides
(1948-50)
35-54, .393 (Three Seasons)

1947-48

Record: 8-16 | Mountain States Conference: 3-7, 5th

Idaho State	W	49	42
11/28 Montana State	L	58	66
11/29 Montana State	L	50	57
12/6 Montana State	W	42	36
12/12 San Francisco	L	54	55
Montana	W	63	58
St. Bonaventure	W	51	47
CCNY	L	46	82
12/23 Duquesne	L	43	65
Lawrence Tech	W	62	58
12/27 Western Kentucky	L	49	80
Loras	L	48	55
1/31 BYU	W	68	65
Montana	L	64	68
Montana	L	65	78
1/10 Utah	W	44	42
1/17 Denver	L	51	59
2/7 Utah	L	29	55
2/14 Colorado State	W	64	45
2/20 Wyoming	L	40	46
2/21 Colorado State	L	51	65
2/23 Denver	L	54	71
2/28 BYU	L	47	66
3/5 Wyoming	L	27	39

1948-49

Record: 10-21 | Mountain States Conference: 4-16, 5th

Idaho State	W	47	39
12/3 Oregon State	L	38	52
Idaho	W	38	37
Montana	W	75	67
12/11 Montana State	W	64	37
12/14 California	L	57	72
12/20 San José State	L	41	61
12/21 San José State	W	47	37
Regis	L	42	51
12/30 Wichita State	W	43	39
Emporia State	L	63	73
1/7 Denver	L	50	52
1/8 Denver	W	57	48
1/14 Colorado State	W	50	43
1/15 Colorado State	W	64	52
1/21 BYU	L	51	60
1/22 BYU	L	46	64
1/28 Denver	L	57	59
1/29 Denver	L	54	83
1/31 Colorado State	L	55	57
2/5 Utah	L	58	64
2/7 Utah	L	42	61
2/11 BYU	W	58	54
2/12 BYU	L	54	67
2/18 Wyoming	L	55	66
2/19 Wyoming	L	31	45
2/25 Utah	L	52	62
2/26 Utah	L	40	58
3/4 Colorado State	L	62	63
3/5 Wyoming	L	44	63
3/7 Wyoming	L	44	65

1949-50

Record: 17-17 | Mountain States Conference: 10-10, 4th

Idaho State	W	65	55
12/2 Oregon	L	72	86
12/3 Southern Cal	L	43	50
12/8 Denver	L	39	60
12/9 Northern Colorado	W	58	43
Regis	L	41	50
Idaho State	W	72	43
Lawrence Tech	W	69	59
12/20 Montana State	W	65	56
12/21 Montana State	W	64	54
12/29 Tennessee	L	62	66
12/30 Pittsburgh	W	54	50
1/2 Iowa	L	60	62
1/3 Kansas State	L	45	70
1/6 Denver	L	51	56
1/7 Denver	W	59	47
1/9 Colorado State	W	38	33
1/13 Utah	W	54	51

1/14 Utah	W	68	50
1/21 BYU	L	41	71
1/23 BYU	L	47	48
1/28 Wyoming	W	43	36
1/30 Wyoming	L	28	32
2/6 Colorado State	W	48	46
2/10 Utah	W	73	52
2/11 Utah	L	36	49
2/17 Colorado State	W	49	36
2/18 Wyoming	L	42	48
2/20 Wyoming	L	33	59
2/24 BYU	L	46	60
2/25 BYU	L	35	63
2/27 Colorado State	W	54	48
3/3 Denver	W	52	44
3/4 Denver	L	50	53



Coach: H. Cecil Baker
(1951-61)
157-142, .528 (11 Seasons)

1950-51

Record: 12-22 | Mountain States Conference: 6-14, 1-5th

Idaho State	W	67	54
Idaho State	W	69	54
12/1 Colorado	W	46	43
12/2 Oregon	L	64	66
12/6 Kansas	L	38	59
12/7 Wichita State	W	56	50
12/9 Kansas State	L	56	66
12/11 Iowa State	L	41	52
12/27 Montana State	W	70	62
Hamline	L	64	82
Montana	W	67	59
12/21 Idaho	L	53	69
12/29 Wyoming	L	49	69
12/29 Denver	L	48	63
1/8 Colorado State	W	63	62
1/12 BYU	L	59	72
1/13 BYU	W	72	68
1/19 Denver	L	63	65
1/20 Denver	L	51	56
1/22 Colorado State	L	59	60
1/26 Utah	W	51	50
1/27 Utah	L	48	61
2/2 BYU	L	57	83
2/3 BYU	L	42	51
2/9 Utah	W	53	35
2/10 Utah	L	44	52
2/12 Colorado State	W	50	49
2/16 Colorado State	L	64	67
2/17 Wyoming	L	54	55
2/19 Wyoming	L	51	58
2/24 Denver	W	66	60
2/26 Denver	L	73	80
3/2 Wyoming	L	52	69
3/3 Wyoming	L	49	53

1951-52

Record: 16-15 | Mountain States Conference: 9-5, 1-2nd

Idaho State	W	51	50
Idaho State	L	53	62
12/3 Northern Arizona	W	85	70
12/11 Sacramento State	W	68	64
Nevada	L	51	60
Pacific	W	64	54
12/15 San José State	L	54	59
12/18 Sacramento State	L	49	60
San Francisco State	W	73	60
Los Angeles State	L	58	60
12/19 Santa Clara	L	62	63
12/21 Pepperdine	L	53	71
Montana	L	72	74
1/11 Colorado State	W	46	41
1/12 Wyoming	L	39	69
1/17 Wyoming	W	53	47
1/19 Utah	L	45	57
2/1 BYU	W	57	40
2/2 New Mexico	W	68	51
2/7 New Mexico	W	62	58
2/9 Denver	L	46	62
2/14 Colorado State	W	85	69
2/15 BYU	W	67	63
2/21 Denver	W	82	60
2/26 Montana State	L	60	79

2/27 Montana State	L	53	57
3/1 Utah	L	70	79
Regis	W	77	65
Montana	W	72	68
Clarion State	W	85	68
Lawrence Tech	L	62	71

1952-53

Record: 17-13 | Mountain States Conference: 7-7, 3rd

12/6 Colorado	L	64	81
12/8 Colorado	L	66	70
Idaho State	W	62	50
Idaho State	L	48	63
12/17 Washington State	W	72	65
12/19 Montana State	W	76	74
12/20 Montana State	W	66	60
Gonzaga	L	72	83
Eastern Washington	L	69	71
New York University	HFT	W	67
12/29 Miami (Ohio)	HFT	W	79
Manhattan	HFT	W	59
1/3 BYU	L	66	72
1/9 Wyoming	L	54	64
1/10 Colorado State	L	76	78
1/15 Utah	W	62	58
1/23 San José State	W	63	59
1/24 San José State	L	55	69
1/30 Utah	L	68	75
1/31 BYU	L	60	77
Montana	W	87	78
2/5 Denver	W	83	73
2/7 New Mexico	W	76	70
2/12 Colorado State	W	74	61
2/14 Wyoming	W	58	56
2/19 Denver	W	69	62
2/21 New Mexico	L	91	99
Gonzaga	W	83	64
Gonzaga	W	67	65
Montana	L	61	76

1953-54

Record: 14-13 | Mountain States Conference: 7-7, 1-4th

Portland	W	70	68
Portland	W	94	78
Nevada	W	65	63
Nevada	W	81	65
12/11 Montana State	L	60	70
12/12 Montana State	W	77	66
Idaho State	L	44	53
Idaho State	L	66	74
Eastern Washington	W	98	47
New York University	L	67	86
12/26 St. Joseph's (Pa.)	W	71	64
Washington (Mo.)	L	62	64
12/29 Illinois	L	61	88
1/4 Utah	L	58	71
1/9 Colorado State	L	60	68
1/14 BYU	W	73	68
1/18 Wyoming	L	54	65
1/22 Utah	L	62	74
1/23 BYU	L	63	75
1/28 Wyoming	W	62	46
1/30 Colorado State	W	64	58
2/4 Denver	L	60	65
2/6 New Mexico	L	74	97
Montana	W	70	66
2/18 Denver	W	67	55
2/20 New Mexico	W	65	55
Montana	W	85	56

1954-55

Record: 15-7 | Mountain States Conference: 9-5, 1-3rd

Idaho State	L	67	71
Idaho State	W	66	58
12/9 Washington State	L	68	69
12/10 Washington State	W	73	72
12/11 Idaho	L	88	90
12/20 Baylor	W	80	61
Montana State	W	78	61
Montana State	W	78	74
1/6 Colorado State	W	75	65
1/8 Wyoming	L	60	65
1/14 Utah	L	55	88
1/15 BYU	W	62	58
Montana	W	86	61
1/28 Utah	W	62	60
2/3 New Mexico	W	89	63
2/5 Denver	W	65	64
2/11 Colorado State	W	72	66

QUICK FACTS

OUTLOOK

AGGIE BIOS

COACHES

OPPONENTS

SEASON REVIEW

RECORDS

UNIVERSITY

QUICK FACTS

2/12	Wyoming	L	48	68
2/17	BYU	W	76	71
2/24	Denver	L	73	77
2/26	New Mexico	W	79	68
	Montana	W	79	70

1955-56

Record: 13-13 | Mountain States Conference: 7-7, t-3rd

	Idaho State	W	68	64
	Idaho State	W	69	58
	Eastern Washington	L	62	85
	Gonzaga	W	92	91
12/9	Washington State	W	68	65
	Idaho	L	71	76
12/19	Montana State	W	64	59
12/20	Montana State	L	81	85
	Kentucky Wesleyan	L	73	84
12/29	Pacific	W	71	64
12/31	Pittsburgh	L	81	84
1/7	Utah	L	55	74
	Washington (Mo.)	L	61	82
1/13	Wyoming	W	63	61
1/14	Colorado State	W	79	58
	Montana	L	60	62
1/28	BYU	W	63	56
2/3	Denver	W	76	74
2/4	New Mexico	W	75	62
2/9	BYU	L	62	92
2/17	Wyoming	L	73	95
2/18	Colorado State	W	84	80
	Montana	W	73	67
2/25	Utah	L	68	75
3/1	Denver	L	80	110
3/3	New Mexico	L	63	74

OUTLOOK
AGGIE BIOS
COACHES
1956-57

Record: 11-13 | Mountain States Conference: 7-7, 5th

11/30	Idaho State	L	60	66
12/1	Seattle	L	59	66
12/3	Idaho State	L	60	68
	Eastern Washington	W	68	55
	Whitworth	L	49	67
12/8	Washington State	A	W	58 57
12/10	Idaho	A	L	50 64
12/14	Idaho	H	W	61 58
12/21	Montana State	L	83	100
12/22	Montana State	W	78	73
1/3	Utah	MSAC	H	W-OT 68 64
1/5	Montana	MSAC	H	W 80 79
1/11	Wyoming	MSAC	A	L 78 86
1/12	Colorado State	MSAC	A	L 72 89
1/18	BYU	MSAC	H	W 76 75
1/25	BYU	MSAC	A	L 76 93
1/31	Denver	MSAC	A	L 66 69
2/2	New Mexico	MSAC	A	W 84 73
2/15	Wyoming	MSAC	H	W 76 62
2/16	Colorado State	MSAC	H	L 65 67
2/21	Montana	MSAC	A	L 67 78
2/23	Utah	MSAC	A	L 90 92
3/1	Denver	MSAC	H	W 64 60
3/2	New Mexico	MSAC	H	W 69 61

1957-58

 Record: 4-20
Home: 3-6 Away: 1-14

12/4	Portland	A	L	62 86
12/6	Oregon	A	L	53 63
12/7	Oregon	A	L	49 78
12/13	Montana State	H	L	66 75
12/14	Montana State	H	W	82 70
12/19	Washington (Mo.)	A	L	53 63
12/21	Dayton	A	L	47 66
12/23	Kentucky	A	L	64 92
12/26	Idaho	A	L	63 64
12/27	Idaho	A	L	66 75
1/11	Utah	MSAC	A	L 57 81
1/17	Wyoming	MSAC	H	L 70 71
1/18	Colorado State	MSAC	H	L 62 84
1/25	Montana	MSAC	A	L 47 59
1/31	BYU	MSAC	H	L 55 67
2/7	Denver	MSAC	H	W 72 68
2/8	New Mexico	MSAC	H	W 60 46
2/15	BYU	MSAC	A	L 66 69
2/21	Colorado State	MSAC	A	L 56 74
2/24	Wyoming	MSAC	A	L 68 72
2/27	Montana	MSAC	H	L 75 77
3/1	Utah	MSAC	H	L 78 87
3/6	New Mexico	MSAC	A	W 78 67
3/8	Denver	MSAC	A	L 68 74

RECORDS
UNIVERSITY
1958-59

 Record: 19-7 | Mountain States Conference: 10-4, t-2nd
Home: 10-1 | Away: 9-4 | Neutral: 0-2

12/5	Idaho State	ISU	A	W	65 62
12/7	Portland	ISU	N1	L	66 68
12/10	West Texas State	H	W	91 61	
12/13	Washington State	H	W	66 57	
12/19	Arizona	H	W	83 57	
12/20	St. Mary's (Calif.)	H	W	79 63	
12/26	Idaho	A	W	64 63	
12/27	Idaho	A	W	69 60	
12/29	Kentucky Wesleyan	AAC	A	W 96 86	
12/30	Ohio	AAC	N2	L 72 80	
1/2	Washington (Mo.)	A	W	69 66	
1/3	Toledo	A	L	61 69	
1/10	Utah	MSAC	H	L 71 82	
1/16	Wyoming	MSAC	A	W 82 76	
1/17	Colorado State	MSAC	A	W 88 77	
1/24	Montana	MSAC	H	W 75 59	
1/30	BYU	MSAC	A	L 54 77	
2/5	Denver	MSAC	A	L 68 80	
2/7	New Mexico	MSAC	A	W 81 72	
2/14	BYU	MSAC	H	W 74 67	
2/20	Colorado State	MSAC	H	W 81 74	
2/21	Wyoming	MSAC	H	W 79 56	
2/26	Montana	MSAC	A	W 81 79	
2/28	Utah	MSAC	A	L 63 66	
3/6	New Mexico	MSAC	H	W 93 72	
3/7	Denver	MSAC	H	W 88 71	

N1-Pocatello, Idaho | N2-Owensboro, Ky.

1959-60

 Record: 24-5 | Mountain States Conference: 12-2, 2nd
Home: 9-1 | Away: 11-3 | Neutral: 4-1

National Invitation Tournament Participant					
12/1	Idaho State	H	W	86 67	
12/3	Seattle	A	W	85 73	
12/4	Portland	A	W	74 67	
11/2/10	Iowa State	A	W	71 66	
12/11	Drake	A	L	73 83	
12/18	Washington State	H	W	72 58	
12/19	Pacific	H	W	77 67	
12/21	Idaho	A	L	56 57	
12/22	Idaho	A	W	73 61	
12/28	Niagara	ACT	N1	W 75 65	
12/29	Wichita State	ACT	N1	W 75 68	
12/30	Oklahoma City	ACT	A	W 75 59	
1/9	Utah	MSAC	A	W 73 61	
1/15	Wyoming	MSAC	H	W 88 60	
1/16	Colorado State	MSAC	H	W 73 65	
1/23	Montana	MSAC	A	W 83 75	
1/29	BYU	MSAC	H	W 84 53	
2/5	Denver	MSAC	H	W 99 69	
2/6	New Mexico	MSAC	H	W 86 59	
2/13	BYU	MSAC	A	W 75 64	
2/19	Colorado State	MSAC	A	L 60 68	
2/20	Wyoming	MSAC	A	W 81 67	
2/25	Montana	MSAC	H	W 89 63	
2/27	Utah	MSAC	H	L 75 77	
3/3	New Mexico	MSAC	A	W 103 72	
3/5	Denver	MSAC	A	W 76 71	
3/12	Villanova	NIT	N2	W-OT 73 72	
3/17	Providence	NIT	N2	L 62 68	
3/19	St. Bonaventure	NIT	N2	W 99 83	

N1-Oklahoma City, Okla. | N2-New York, N.Y.

1960-61

 Record: 12-14 | Mountain States Conference: 4-10, 6th
Home: 8-3 | Away: 1-9 | Neutral: 3-2

12/3	New York University	A	W	67 65
12/5	Detroit	A	L	68 70
12/7	Nebraska	A	L	60 65
12/9	South Dakota State	H	W	91 78
12/12	Western Kentucky	BGT	N1	L 72 86
12/13	Georgia Tech	BGT	N1	W 67 62
12/16	New Mexico State	H	W	74 65
12/20	Los Angeles State	H	W	110 88
12/21	Kent State	H	W	83 62
12/28	Texas Christian	ACT	N2	W 87 61
12/29	Wichita State	ACT	N2	L 63 73
12/30	New York University	ACT	N2	W 57 45
1/7	Utah	MSAC	H	L 70 85
1/13	Wyoming	MSAC	A	L 73 86
1/14	Colorado State	MSAC	A	L 44 81
1/20	Montana	MSAC	H	W 58 57
1/27	BYU	MSAC	A	L 57 75
2/2	Denver	MSAC	A	L 61 67
2/4	New Mexico	MSAC	A	L 68 75
2/11	BYU	MSAC	H	W 94 73

2/17	Colorado State	MSAC	H	L	60 64
2/18	Wyoming	MSAC	H	W	73 61
2/23	Montana	MSAC	A	L	58 66
2/25	Utah	MSAC	A	L	84 96
3/3	New Mexico	MSAC	H	W	108 78
3/4	Denver	MSAC	H	L	72 77

N1-Louisville, Ky. | N2-Oklahoma City, Okla.



Coach: Ladell Andersen
(1962-71)
173-96, 643 (10 Seasons)

1961-62

 Record: 22-7 | Mountain States Conference: 12-2, 2nd
Home: 11-2 | Away: 9-1 | Neutral: 2-4

NCAA Tournament Participant					
12/1	Los Angeles State	A	W	72 67	
12/2	Arizona	A	W	67 54	
12/6	Idaho State	A	W	67 63	
12/8	Loyola (Calif.)	H	W	105 91	
12/9	Idaho State	H	W	86 71	
12/16	San José State	H	W	72 58	
12/18	San Francisco State	H	W	90 60	
12/21	Pacific	H	W	77 64	
12/23	Southern Cal	H	L	72 74	
12/26	Oklahoma City	ACT	N1	W 80 71	
12/28	Houston	ACT	N1	L 46 51	
12/29	Wichita State	ACT	N1	L 88 90	
1/6	Utah	MSAC	A	L 72 77	
1/12	Colorado State	MSAC	H	W 69 59	
1/13	Wyoming	MSAC	H	W 72 59	
1/20	Montana	MSAC	A	W 62 57	
1/26	BYU	MSAC	H	W 88 69	
2/2	New Mexico	MSAC	H	W 76 64	
2/3	Denver	MSAC	H	W 83 79	
2/10	BYU	MSAC	A	W 80 70	
2/16	Wyoming	MSAC	A	W 78 65	
2/17	Colorado State	MSAC	A	W 77 70	
2/22	Utah	MSAC	H	L 76 78	
2/24	Montana	MSAC	H	W 66 62	
3/1	Denver	MSAC	A	W 82 64	
3/3	New Mexico	MSAC	A	W 88 77	
3/13	Arizona State	NCAA	N2	W 78 73	
3/16	UCLA	NCAA	N3	L 62 73	
3/17	Pepperdine	NCAA	N3	L 71 75	

N1-Oklahoma City, Okla. | N2-Corvallis, Ore. | N3-Provo, Utah

1962-63

 Record: 20-7
Home: 12-1 | Away: 6-4 | Neutral: 2-2

NCAA Tournament Participant					
12/1	Ohio State	A	L	50 62	
12/3	Butler	A	W	80 74	
12/7	Montana State	H	W	79 72	
12/7	Montana State	H	W	85 66	
12/14	Texas Western	H	L	59 66	
12/15	Regis	H	W	83 75	
12/17	San Diego State	H	W	101 57	
12/20	Iowa State	H	W	87 52	
12/22	Michigan State	H	W	102 87	
12/26	UCLA	N1	L	75 89	
12/27	Washington	N1	W	71 60	
12/28	Southern Cal	N1	W	78 65	
1/4	Utah	A	W	69 55	
1/5	BYU	H	W	69 58	
1/12	Montana	A	W	84 58	
1/19	Colorado State	H	W	75 68	
1/25	Denver	H	W	88 62	
1/26	BYU	A	W	70 67	
1/31	Utah	H	W	97 69	
2/4	Montana	H	W	85 67	
2/8	Texas Western	A	L	55 57	
2/9	New Mexico State	A	W	78 48	
2/15	Air Force	A	L	65 66	
2/16	Denver	A	W	74 70	
2/23	Creighton	H	W	69 68	
3/2	Colorado State	A	L	60 67	
3/11	Arizona State	NCAA	N2	L-OT 75 79	

N1-Los Angeles, Calif. | N2-Eugene, Ore.

1963-64

 Record: 21-8
Home: 13-1 | Away: 7-5 | Neutral: 1-2

NCAA Tournament Participant					
11/30	Loyola (Calif.)	H	W	97 85	
12/2	Fresno State	H	W	102 71	

12/10	Texas A&M	H	W	94	71	
12/14	Creighton	A	L-2OT	91	96	
12/16	Iowa State	A	L	68	77	
12/20	New Mexico State	H	W	115	75	
12/21	Arizona	H	W	64	60	
12/23	Bradley	H	W	95	90	
12/28	Ohio State	H	W	79	66	
1/6	Utah	H	W	84	72	
1/10	Air Force	H	W	83	73	
1/18	Montana	A	W	98	70	
1/24	Colorado State	H	W	85	70	
1/25	BYU	H	W	105	90	
1/31	BYU	A	W	90	73	
2/1	Utah	A	L	67	79	
2/3	Denver	H	W	75	56	
2/7	Montana State	A	W-OT	77	73	
2/8	Montana State	A	W	88	80	
2/15	Colorado State	A	W-OT	85	84	
2/17	Denver	A	W	74	72	
2/20	Seattle	H	L	94	96	
2/24	Montana	H	W	103	81	
2/28	LaSalle	A	L	85	90	
2/29	American	A	W	125	100	
3/3	Providence	A	L	75	85	
3/10	Arizona St.	NCAA	N1	W	92	90
3/13	San Francisco	NCAA	N2	L	58	64
3/14	Seattle	NCAA	N2	L	78	88

N1-Eugene, Ore. | N2-Corvallis, Ore.

1964-65
Record: 13-12
Home: 10-3 | Away: 2-8 | Neutral: 1-1

12/1	Idaho State	H	W	107	60	
12/4	Butler	H	W	88	84	
12/5	Loyola (Calif.)	H	W	96	69	
12/7	Pacific	H	W	98	74	
12/14	Nevada	H	W	101	80	
12/17	Bradley	A	L	69	75	
12/19	Minnesota	A	L	69	88	
12/21	San José State	H	W	86	73	
12/23	San Francisco	A	L	71	86	
12/29	Arizona State	RC	N1	W	98	96
12/30	Boston College	RC	N1	L-OT	118	120
1/7	Utah	A	W	86	84	
1/9	BYU	H	L	90	99	
1/16	Colorado State	H	L	78	89	
1/21	Texas Western	A	L	62	68	
1/23	Arizona State	A	L	93	99	
1/30	Utah	H	L	104	111	
2/6	BYU	A	L	80	89	
2/8	Denver	H	W	91	62	
2/18	Denver	A	W	67	66	
2/20	Colorado State	A	L	74	89	
2/22	Seattle	H	W	71	67	
2/25	Montana State	H	W	98	71	
3/1	Portland	H	W	72	66	
3/4	Montana State	A	L	69	71	

N1-Honolulu

1965-66
Record: 12-14
Home: 8-6 | Away: 2-7 | Neutral: 2-1

12/1	Montana State	H	W	102	68	
12/3	Seattle	A	L	81	85	
12/4	Idaho	A	L	85	88	
12/6	Loyola (Calif.)	H	W	88	70	
12/7	Centenary	H	W	89	73	
12/13	Arizona State	H	W	88	81	
12/15	Morehead State	H	W	90	63	
12/18	San Francisco	H	L	66	76	
12/21	Tulsa	H	L	66	67	
12/23	Minnesota	H	W	97	72	
12/28	Oregon	FWC	N1	W	77	66
12/29	Stanford	FWC	N1	L	79	93
12/30	Arizona State	FWC	N1	W	83	77
1/7	Portland	A	W	83	75	
1/13	Denver	H	L	72	79	
1/15	Colorado State	H	L	63	72	
1/22	BYU	A	L	81	115	
1/27	LaSalle	H	W	109	97	
1/29	Utah	H	L	79	94	
2/5	Montana State	A	W	91	72	
2/11	BYU	H	L	88	96	
2/12	Utah	A	L	88	127	
2/17	Seattle	H	W	84	74	
2/25	Colorado State	A	L	64	74	
2/26	Denver	A	L	81	100	
2/28	Creighton	A	L	79	86	

N1-Portland, Ore.

1966-67
Record: 20-6
Home: 14-1 | Away: 6-4 | Neutral: 0-1
National Invitation Tournament Participant

12/2	Pepperdine	H	W	76	51	
12/3	Montana State	H	W	89	78	
12/5	Idaho	H	W	89	74	
12/9	Loyola (Calif.)	H	W	112	66	
12/16	Fresno State	H	W	76	64	
12/17	Providence	H	W	92	85	
12/21	Tulsa	A	L	52	67	
12/23	Wichita State	A	L	106	123	
12/27	Xavier	A	W	107	88	
1/6	BYU	A	L	66	92	
1/7	Utah	A	W	89	76	
1/14	Creighton	H	W	124	96	
1/16	Seattle	H	W	103	91	
1/21	Colorado State	H	W	83	70	
1/26	Hawaii	H	W	106	64	
1/28	Utah	H	W	62	61	
2/4	BYU	H	W	113	88	
2/6	Denver	H	W	97	83	
2/9	Denver	A	W	82	81	
2/11	Arizona State	A	W	90	59	
2/18	Portland	H	W	86	63	
2/20	Texas Western	H	L-2OT	75	79	
2/25	Colorado State	A	L	75	80	
3/2	Montana State	A	W	84	83	
3/4	Seattle	A	W	77	76	
3/11	Rutgers	NIT	N1	L	76	78

N1-New York

1967-68
Record: 14-11
Home: 10-3 | Away: 4-8

12/2	Kansas	A	L	55	84	
12/4	Xavier	A	W	87	85	
12/6	Montana State	H	W	88	80	
12/9	Utah	H	L	90	102	
12/11	Evansville	H	W	116	88	
12/16	Wichita State	H	W	102	83	
12/19	San José State	H	W	110	93	
12/21	Notre Dame	H	L	72	73	
12/23	Missouri	H	W	87	81	
12/27	St. Louis	LAC	A	L	78	97
12/29	Minnesota	LAC	A	W	73	65
1/4	American University	LAC	A	L	66	85
1/6	BYU	A	L	98	104	
1/13	Seattle	H	W	110	93	
1/18	Denver	A	L	80	100	
1/20	Colorado State	A	L	74	80	
1/29	Montana State	A	W	95	87	
2/1	BYU	H	L	103	118	
2/3	Utah	A	L	92	106	
2/10	Arizona State	H	W	96	80	
2/17	Colorado State	H	W	96	75	
2/24	Denver	H	W	98	96	
3/2	Seattle	A	L	67	69	
3/4	Portland	A	W	71	69	

1968-69
Record: 9-17
Home: 7-5 | Away: 2-12

11/30	Wyoming	A	L	88	113
12/2	Missouri	A	L	87	97
12/5	Seattle	H	L	80	90
12/7	Washington	H	W	83	75
12/11	Denver	A	W	81	79
12/13	Wyoming	H	L	72	83
12/14	Montana State	H	L	85	90
12/20	Kansas	H	L	61	67
12/23	San José State	H	W	84	83
12/27	San Francisco	A	L	71	73
12/28	Portland	A	W	81	65
1/4	Colorado State	H	W	83	73
1/9	Utah	A	L	89	107
1/11	BYU	H	W	91	84
1/16	Denver	H	W	102	87
1/18	Arizona State	A	L	91	108
1/25	West Texas State	H	L	92	102
1/30	BYU	A	L	82	113
2/1	Utah	H	W	95	92
2/8	Seattle	A	L	66	68
2/10	Montana State	A	L	76	86
2/15	Notre Dame	A	L	82	108
2/17	Colorado State	A	L	60	90
2/22	Denver	H	W	94	78
2/27	West Texas State	A	L	83	95
3/1	St. Peter's	A	L	77	95

1969-70
Record: 22-7
Home: 13-1 | Away: 6-5 | Neutral: 3-1
NCAA Tournament Participant


12/1	Pepperdine	H	W	113	82	
12/2	Sacramento State	H	W	85	65	
12/6	Utah	A	W	90	72	
12/8	St. Peter's	H	W	125	108	
12/11	West Texas State	H	W	112	87	
12/13	Washington	A	L	61	90	
12/26	Wisconsin	MC	A	L	74	81
12/27	Delaware	MC	N1	W	80	66
1/5	Cal State Los Angeles	H	W	99	86	
1/10	Seattle	H	W	105	86	
1/15	BYU	H	W	97	94	
1/17	Utah	H	W-OT	106	98	
1/19	Portland	H	W	95	83	
1/22	Colorado State	A	L	66	80	
1/24	California	A	W-OT	68	63	
1/31	Houston	H	W	91	84	
2/3	Portland	A	W	111	68	
2/7	New Mexico State	H	L	90	95	
2/14	Denver	H	W	104	77	
2/16	Arizona State	H	W	112	102	
2/19	Denver	A	L	73	78	
2/21	Seattle	A	W	82	81	
2/23	Air Force	H	W	80	78	
2/26	West Texas State	A	W	83	73	
2/28	New Mexico State	A	L	92	104	
3/4	BYU	A	W	86	73	
3/7	UTEP	NCAA	N2	W	91	81
3/12	Santa Clara	NCAA	N3	W	69	68
3/14	UCLA	NCAA	N3	L	79	101

N1-Milwaukee | N2-Provo, Utah | N3-Seattle

1970-71
Record: 20-7
Home: 13-3 | Away: 4-4 | Neutral: 3-0
NCAA Tournament Participant

12/1	Ohio State	H	W	95	89	
12/2	West Texas State	H	L	78	81	
12/5	Utah	H	W	94	77	
12/7	UC Santa Barbara	H	W	66	64	
12/10	Gonzaga	H	W	80	74	
12/12	St. Francis	H	W	116	84	
12/19	BYU	A	L	83	111	
12/21	Fresno State	H	W	92	69	
12/28	Bowling Green	ACT	N1	W	65	62
12/29	Wichita State	ACT	N1	W	84	78
12/30	LSU	ACT	N1	W	97	81
1/9	Denver	H	W	82	73	
1/11	Montana State	A	W	86	70	
1/14	Portland	H	W	90	67	
1/16	Seattle	H	W	104	81	
1/21	Utah	A	W	102	92	
1/23	BYU	H	W	72	70	
1/25	Long Island University	H	W	82	74	
1/30	Air Force	A	L	72	76	
2/1	Montana State	H	W	98	68	
2/6	New Mexico State	A	L	90	93	
2/8	Tulane	A	W	103	81	
2/13	Seattle	A	W	99	85	
2/15	Denver	A	L	74	96	
2/23	Weber State	H	L	62	63	
2/27	New Mexico State	H	W	77	67	
3/13	BYU	NCAA	H	L	82	91

N1-Oklahoma City, Okla.



Coach: T.L. Plain
(1972-73)
28-24, .538 (Two Seasons)

1971-72
Record: 12-14
Home: 8-6 | Away: 4-8

12/1	Augustana	H	W	100	71	
12/4	Utah	A	L	74	93	
12/6	Ohio State	A	L	60	71	
12/9	West Texas State	H	W	100	82	
12/18	Kent State	H	W	68	61	
12/20	Seattle	A	L	77	90	
12/22	BYU	H	L	84	87	
12/27	Arkansas	BBC	H	W-OT	95	94
12/28	Wyoming	BBC	H	L	85	92
12/30	Colorado State	A	L	68	81	



QUICK FACTS

OUTLOOK

AGGIE BIOS

COACHES

OPPONENTS

SEASON REVIEW

RECORDS

UNIVERSITY

1/1	Evansville	A	W	90	89
1/8	Seattle	H	L	66	70
1/13	Weber State	H	L	67	69
1/20	Utah	H	L	59	66
1/22	BYU	A	L	82	101
1/27	Portland	A	W-OT	87	84
1/31	California	H	W	96	87
2/5	New Mexico State	H	L	92	102
2/7	Montana State	A	W	87	86
2/12	Denver	H	W	97	74
2/21	Montana State	H	W	100	76
2/24	West Texas State	A	L	80	82
2/26	New Mexico State	A	L	88	108
2/28	Colorado State	H	W	93	84
3/1	Weber State	A	W	67	65
3/2	Denver	A	L	85	94

1972-73

Record: 16-10
Home: 12-3 | Away: 4-7

11/24	Colorado State	H	W	63	54
11/25	Indiana State	H	W-OT	97	96
12/1	Wisconsin-Stout	H	W	88	70
12/4	Seattle	A	L	69	73
12/9	Utah	H	W	78	67
12/16	BYU	A	L	80	88
12/20	San Francisco	H	L	77	82
12/23	CS Fullerton	H	W	115	60
12/29	LSU	BBC H	W	104	83
12/30	Pacific	BBC H	W	102	82
1/4	Southern Miss	A	W-OT	91	87
1/6	Tulane	A	L	80	91
1/8	Texas Tech	H	W	84	76
1/11	Weber State	H	W	81	75
1/13	Colorado State	A	L	70	87
1/18	Utah	A	L	74	76
1/20	BYU	H	L	69	79
1/26	Nevada	A	W	94	88
1/27	UC Santa Barbara	A	L	69	82
2/3	Denver	A	W	91	84
2/5	Seattle	H	W	108	82
2/10	Denver	H	L	83	95
2/17	Air Force	A	W	84	58
2/24	Houston Baptist	H	W	97	78
2/28	Weber State	A	L	67	75
3/3	Idaho State	H	W	83	78



Coach: Dutch Belnap
(1974-79)
106-58, .646 (Six Seasons)

1973-74

Record: 16-10
Home: 14-0 | Away: 1-9 | Neutral: 1-1

11/30	Doane College	H	W	93	69
12/1	Trinity	H	W	76	67
12/3	Seattle	H	W	71	66
12/8	Utah	A	L	85	93
12/14	Temple	VOC NI	L	61	70
12/15	DePaul	VOC NI	W	102	93
12/17	Colorado State	H	W	74	67
12/22	BYU	A	W	87	86
12/29	Arizona State	A	L	72	76
12/31	Texas Tech	A	L	65	75
1/9	Colorado State	A	L	61	63
1/10	Nevada	H	W	91	75
1/11	Wyoming	A	L	67	73
1/17	Utah	H	W	84	79
1/19	BYU	H	W	93	86
1/24	Weber State	H	W	87	64
1/26	Idaho State	A	L	78	82
1/28	Denver	H	W	88	87
2/2	Southern Miss	H	W	121	84
2/7	Wis.-Milwaukee	H	W	87	56
2/9	Tulane	H	W	105	86
2/11	Seattle	A	L	57	64
2/16	Air Force	H	W	78	64
2/23	Denver	A	L	92	98
2/27	Weber State	A	L-2OT	87	89
3/2	Boise State	H	W	83	67

1974-75

Record: 21-6
Home: 13-1 | Away: 8-4 | Neutral: 0-1
NCAA Tournament Participant

12/2	Boise State	A	L	87	96
12/7	Pacific	H	W	87	73
12/9	Seattle	H	W	83	72
12/13	Colorado State	H	W	71	70
12/17	Utah	H	L	82	88
12/19	Fresno State	A	L	77	79
12/21	Stanford	A	W	77	74
12/28	BYU	A	W	83	79
12/30	Santa Clara	H	W	98	74
1/4	Utah	A	L	77	83
1/6	NE Louisiana	H	W	87	85
1/11	Idaho State	H	W	89	70
1/13	Boise State	H	W	102	87
1/16	Colorado State	A	W	76	71
1/18	Air Force	A	W	81	67
1/22	Weber State	H	W	92	66
1/25	Denver	A	W	114	89
1/28	Wyoming	H	W	84	69
2/1	BYU	H	W	92	84
2/8	Denver	H	W	87	81
2/10	Seattle	A	W	63	61
2/18	Oral Roberts	H	W	91	83
2/21	New Orleans	A	W	96	90
2/22	Southern Miss	A	L	87	94
3/4	Montana State	H	W	95	69
3/5	Weber State	A	W-OT	72	70
3/15	Montana	NCAA NI	L	63	69
	N1-Pullman, Wash.				

1975-76

Record: 14-12
Home: 8-3 | Away: 5-7 | Neutral: 1-2

11/28	Montana	H	W	66	62
12/1	Oregon State	H	*	66	81
12/6	Utah	A	W	71	64
12/13	Oregon State	A	*	64	80
12/15	Seattle	A	L	66	75
12/17	BYU	H	W	87	76
12/20	Colorado State	H	W	87	81
12/28	North Texas	ACT NI	W	105	87
12/29	Centenary	ACT NI	L	73	89
12/30	E. Kentucky	ACT NI	L	69	76
1/3	Idaho State	A	L	74	82
1/8	Utah	H	L	80	82
1/10	BYU	A	W	75	73
1/14	Colorado State	A	W	72	62
1/16	Montana State	A	L	69	74
1/21	Weber State	H	W	75	74
1/24	Santa Clara	A	L	52	56
1/26	Pacific	A	L	61	62
1/29	Denver	H	W	100	90
1/31	Seattle	H	L	73	79
2/10	Mesa State	H	W	96	79
2/14	Air Force	H	W	71	63
2/19	Denver	A	W-OT	94	93
2/21	Oral Roberts	A	L	63	82
2/24	Weber State	A	L	65	80
2/28	New Orleans	H	L	75	79
	N1-Oklahoma City, Okla.				
	*-Forfeited to Utah State.				

1976-77

Record: 15-12
Home: 12-3 | Away: 2-9 | Neutral: 1-0

11/29	Colorado State	H	W	58	57
12/1	Regis	H	W	87	69
12/4	BYU	H	W-OT	95	93
12/7	Boise State	H	W	92	68
12/10	Weber State	H	L	67	72
12/14	Utah	H	W	92	90
12/18	Washington	A	L	66	76
12/20	Indiana	INC A	L	71	79
12/21	Texas Tech	INC NI	W	78	68
12/29	UCLA	A	L	68	88
1/1	Utah	A	L	78	102
1/4	CS Bakersfield	H	W	110	89
1/6	CS Northridge	H	W	74	63
1/8	BYU	A	L	77	85
1/11	Idaho State	H	L	84	86
1/18	Weber State	A	L	76	89
1/20	Denver	H	W	94	81
1/25	CS Stanislaus	H	W	97	62
1/29	Stanford	H	W	103	84
2/5	UC Santa Barbara	H	W	78	69
2/8	Montana	A	L	67	73

2/12	Air Force	A	W	74	69
2/15	Portland State	H	W	96	88
2/19	UC Santa Barbara	A	L-OT	78	88
2/21	Colorado State	A	L	67	75
2/22	Denver	A	W	88	77
3/1	Arizona State	H	L	71	78

N1-Bloomington, Ind.

1977-78

Record: 21-7
Home: 16-1 | Away: 5-6
National Invitation Tournament Participant

11/28	Colorado State	H	W	83	66
12/1	Fresno State	H	W	60	50
12/3	Midwestern State	H	W	95	55
12/7	Wisconsin-Parkside	H	W	73	58
12/10	Weber State	A	L-OT	79	84
12/17	Washington	H	W	91	85
12/19	West Texas State	H	W	80	62
12/21	BYU	H	W	91	89
12/23	Utah	A	W	73	71
1/3	Farleigh Dickinson	H	W	79	44
1/5	Utah	H	L-OT	76	83
1/7	BYU	A	L-2OT	84	85
1/12	Idaho State	H	W	75	73
1/14	James Madison	H	W	102	66
1/17	Weber State	H	W	74	65
1/20	Nevada	A	L	65	73
1/21	Boise State	A	W	80	73
1/28	Air Force	H	W	80	70
1/31	St. Mary's (Calif.)	H	W	82	75
2/3	Denver	H	W	86	66
2/6	Montana State	H	W	93	77
2/14	Idaho State	A	L	81	84
2/18	Denver	A	W	82	72
2/20	Colorado State	A	L	62	63
2/25	Portland State	A	W	113	87
2/27	Montana	H	W	89	68
3/3	St. Mary's (Calif.)	A	W	96	80
3/8	Nebraska	NIT A	L	66	67

1978-79

Record: 19-11 | PCAA: 9-5, 1-2nd place
Home: 13-1 | Away: 3-8 | Neutral: 3-2
NCAA Tournament Participant

11/28	Utah	A	L-OT	81	84
12/1	Iona	CAC NI	L	61	73
12/2	W. Michigan	CAC NI	W	93	85
12/4	South Dakota State	H	W	84	76
12/6	BYU	A	L	80	99
12/9	Boise State	H	W	84	75
12/11	Colorado	H	W	91	70
12/16	Weber State	A	W	76	70
12/18	Portland State	H	W	94	68
12/23	Weber State	H	L	64	73
1/3	Utah	H	W	80	72
1/6	BYU	H	W	84	68
1/9	Fresno State	PC H	W	56	49
1/11	Pacific	PC A	L-2OT	82	86
1/14	Fresno State	PC A	W	64	62
1/18	Long Beach State	PC H	W	95	84
1/20	UC Santa Barbara	PC H	W	83	81
1/25	San José State	PC A	L	85	101
1/27	San José State	PC H	W	84	69
2/1	CS Fullerton	PC H	W	85	70
2/3	UC Irvine	PC H	W	65	54
2/8	UC Irvine	PC A	L	54	56
2/10	CS Fullerton	PC A	W	66	64
2/15	Long Beach State	PC A	L-OT	88	92
2/18	UC Santa Barbara	PC A	L	73	86
2/22	Pacific	PC H	W	84	77
3/1	San José State	PCT N2	W	85	78
3/2	Fresno State	PCT N2	W	81	74
3/3	Pacific	PCT N2	L	73	82
3/9	Southern Cal	NCAA A	L	67	86

N1-Syracuse, N.Y. | N2-Anaheim, Calif.



Coach: Rod Tueller
(1980-88)
139-120, .537 (Nine Seasons)

1979-80

Record: 19-8 | PCAA: 11-2, 1st place
Home: 11-2 | Away: 7-4 | Neutral: 1-2
PCAA Regular Season Champion
NCAA Tournament Participant

11/30	Weber State	H	W-OT	91	84	
12/4	Utah	A	*	74	88	
12/6	Weber State	A	L	73	79	
12/10	Nevada	H	W	113	95	
12/13	Idaho State	H	W	87	77	
12/15	Colorado	A	L	79	84	
12/19	Utah	H	W	96	88	
12/22	BYU	H	L	84	89	
12/28	LaSalle	LC	N1	W	89	88
12/29	New Mexico	LC	A	W	117	83
1/5	Redlands	H	W	101	59	
1/10	Fresno State	PC	H	W	78	65
1/12	Pacific	PC	H	W	90	86
1/17	UC Santa Barbara	PC	A	W	88	84
1/19	Long Beach State	PC	A	W-OT	100	92
1/24	San José State	PC	H	W-OT	95	92
1/27	San José State	PC	A	L	67	69
1/31	CS Fullerton	PC	H	L	88	96
2/2	UC Irvine	PC	H	W	98	81
2/7	UC Irvine	PC	A	W-OT	87	83
2/9	CS Fullerton	PC	A	W	69	67
2/12	BYU	A	L	83	84	
2/14	Long Beach State	PC	H	W	96	90
2/16	UC Santa Barbara	PC	H	W	54	51
2/21	Pacific	PC	A	W	91	78
2/29	San José State	PCT	N1	L	68	94
3/6	Clemson	NCAA	N2	L	73	76

N1-Albuquerque, N.M. | N2-Ogden, Utah (West Regional)
*Forfeited to Utah State

1980-81

Record: 12-16 | PCAA: 5-9, 1-5th place
Home: 6-6 | Away: 3-9 | Neutral: 3-1

11/28	St. Martin's	H	W	78	47	
12/4	Weber State	A	W	81	66	
12/6	BYU	H	L	79	82	
12/9	Utah	H	L	81	83	
12/16	Utah	A	L	74	99	
12/19	Michigan State	IBC	N1	W	74	70
12/20	Washington	IBC	N1	W	80	78
12/27	BYU	A	L	89	104	
12/30	Idaho State	A	L	69	74	
1/3	Weber State	H	W	82	69	
1/8	East Central Oklahoma	H	W	107	63	
1/10	Portland State	A	L	85	93	
1/15	Fresno State	PC	H	L	62	79
1/17	Pacific	PC	H	W	106	89
1/22	UC Santa Barbara	PC	A	W	78	72
1/24	CS Fullerton	PC	A	W	68	67
1/29	San José State	PC	A	L	64	68
1/31	San José State	PC	H	L	71	82
2/5	Long Beach State	PC	A	L	78	79
2/7	UC Irvine	PC	A	L-2OT	110	117
2/12	UC Irvine	PC	H	L	99	101
2/14	Long Beach State	PC	H	W	105	91
2/19	CS Fullerton	PC	H	W	77	73
2/21	UC Santa Barbara	PC	H	L	79	81
2/26	Pacific	PC	A	L	91	101
2/28	Fresno State	PC	A	L	58	82
3/5	UC Irvine	PCT	N2	W	93	90
3/6	Fresno State	PCT	N2	L	57	71

N1-Providence, R.I. | N2-Anaheim, Calif.

1981-82

Record: 4-23 | PCAA: 2-12, 8th place
Home: 3-8 | Away: 1-12 | Neutral: 0-3

11/28	Utah	A	L	73	87	
12/3	Montana	A	L	46	61	
12/5	Montana State	A	L	51	55	
12/8	BYU	H	L	43	51	
12/12	Weber State	A	L	61	86	
12/18	Seton Hall	KI	N1	L	77	85
12/19	Jacksonville	KI	N1	L	82	89
12/23	Utah	H	W	88	78	
12/26	BYU	A	W	79	74	
12/30	Idaho State	H	L	70	74	
1/2	Weber State	H	L	78	83	

1/7	West Texas State	A	L	81	90	
1/14	San José State	PC	A	L	49	56
1/16	Fresno State	PC	A	L	50	71
1/21	Long Beach State	PC	H	W	90	82
1/23	UC Irvine	PC	H	L	68	71
1/28	Pacific	PC	A	L	78	100
1/30	Pacific	PC	H	W	88	60
2/4	UC Santa Barbara	PC	H	L	62	63
2/6	CS Fullerton	PC	H	L	68	72
2/11	UC Santa Barbara	PC	A	L	77	92
2/13	CS Fullerton	PC	A	L	63	66
2/19	Long Beach State	PC	A	L	54	73
2/20	UC Irvine	PC	A	L	72	104
2/25	San José State	PC	H	L	47	55
2/27	Fresno State	PC	H	L	61	73
3/3	UC Irvine	PCT	N2	L	64	90

1982-83

Record: 20-9 | PCAA: 10-6, 3rd place
Home: 14-2 | Away: 6-5 | Neutral: 0-2
NCAA Tournament Participant

11/26	Midwestern	H	W	99	77	
11/27	CS Northridge	H	W	100	63	
11/30	BYU	A	W	75	69	
12/4	Weber State	A	L	57	83	
12/8	Utah	H	W	86	65	
12/11	Idaho State	H	W	60	54	
12/14	BYU	H	W	80	68	
12/16	Weber State	H	W	74	62	
12/23	Utah	A	W	67	66	
12/28	San Diego	BBC	H	W	65	50
12/29	Texas Christian	BBC	H	W	84	59
1/6	UNLV	PC	H	L-OT	77	89
1/8	San José State	PC	H	W	77	68
1/13	UC Santa Barbara	PC	H	W	84	73
1/15	Pacific	PC	H	W	91	75
1/20	Fresno State	PC	A	L	62	66
1/22	Pacific	PC	A	W	85	62
1/27	Long Beach State	PC	A	W	77	74
1/29	UC Irvine	PC	A	L	76	78
2/3	Fresno State	PC	H	W	65	57
2/10	San José State	PC	A	W	76	65
2/12	UC Irvine	PC	H	L	85	90
2/17	CS Fullerton	PC	H	W	67	59
2/19	UNLV	PC	A	L	78	111
2/24	UC Santa Barbara	PC	A	W-OT	94	91
2/26	CS Fullerton	PC	A	L	71	75
3/5	Long Beach State	PC	H	W	81	76
3/10	San José State	PCT	N1	L	66	80
3/18	Iowa	NCAA	N2	L	59	64

1983-84

Record: 19-11 PCAA: 12-6, 4th place
Home: 10-3 | Away: 7-5 | Neutral: 2-3
National Invitation Tournament Participant

11/26	BYU	H	W	90	78	
12/3	Weber State	H	L	73	74	
12/9	BYU	CC	A	W	83	81
12/10	Lamar	CC	N1	W	59	58
12/13	Utah	A	W	66	64	
12/16	Illinois State	INC	N2	L	74	80
12/17	Texas A&M	INC	N2	L	73	78
12/20	Utah	H	W	95	86	
12/22	Weber State	A	W	69	63	
1/5	Cal State Fullerton	PC	A	L	65	82
1/8	UC Santa Barbara	PC	A	W	65	50
1/12	UC Irvine	PC	H	W	71	68
1/14	UNLV	PC	H	L	88	93
1/19	New Mexico State	PC	A	L-OT	94	95
1/21	Long Beach State	PC	A	W	94	69
1/28	San José State	PC	A	W	79	70
1/30	Fresno State	PC	H	W	60	58
2/2	UC Santa Barbara	PC	H	W	79	72
2/4	CS Fullerton	PC	H	W	71	66
2/6	Pacific	PC	H	W	87	72
2/9	UNLV	PC	A	L	75	97
2/11	UC Irvine	PC	A	L	67	69
2/16	Long Beach State	PC	H	W	80	70
2/18	New Mexico State	PC	H	W	95	88
2/23	San José State	PC	H	W	68	60
2/25	Fresno State	PC	A	L	62	83
2/29	Pacific	PC	A	W	83	76
3/8	New Mexico State	PCT	N3	W	79	77
3/9	UNLV	PCT	N3	L	78	91
3/14	SW Louisiana	NIT	H	L	92	94

N1-Provo, Utah | N2-Bloomington, Ind. | N3-Los Angeles, Calif.

1984-85

Record: 17-11 | PCAA: 10-8, 1-4th place
Home: 10-3 | Away: 7-7 | Neutral: 0-1

11/24	Utah	A	W	93	92	
11/26	CS Northridge	H	W	100	77	
12/1	Weber State	A	L	70	77	
12/4	BYU	A	W	97	93	
12/8	Utah	H	W	92	79	
12/11	BYU	H	W-OT	92	91	
12/14	Weber State	H	W	104	83	
12/21	Idaho State	A	W	94	85	
12/28	LSU	A	L	71	103	
1/2	UNLV	PC	H	L-3OT	140	142
1/5	UC Irvine	PC	H	L	73	83
1/10	UC Santa Barbara	PC	A	W	78	75
1/12	CS Fullerton	PC	A	L	72	73
1/19	San José State	PC	H	W	80	75
1/21	Pacific	PC	A	L	89	101
1/23	Fresno State	PC	H	L	75	76
1/28	Pacific	PC	H	W	73	67
1/31	UC Irvine	PC	A	W	87	84
2/2	UNLV	PC	A	L	83	101
2/6	Long Beach State	PC	H	W	86	59
2/9	New Mexico State	PC	A	W	80	79
2/14	CS Fullerton	PC	H	W	73	63
2/16	UC Santa Barbara	PC	H	W	67	55
2/21	Fresno State	PC	A	L	58	76
2/23	San José State	PC	A	L-2OT	76	83
2/28	Long Beach State	PC	A	W	81	69
3/2	New Mexico State	PC	H	W	105	95
3/7	San José State	PCT	N1	L	56	92

N1-Los Angeles, Calif.

1985-86

Record: 12-16 | PCAA: 8-10, 1-6th place
Home: 7-6 | Away: 4-9 | Neutral: 1-1

11/23	Utah	A	W-OT	87	84	
11/29	Weber State	H	L	85	92	
12/3	BYU	H	W	82	80	
12/6	Murray State	ILC	N1	W	75	74
12/7	Illinois	ILC	A	L	64	115
12/10	BYU	A	W	88	76	
12/14	Weber State	A	L	76	108	
12/18	Georgia	H	L	74	99	
12/28	Utah	H	L	56	61	
1/2	UNLV	PC	A	L-2OT	94	100
1/4	UC Irvine	PC	A	L	82	96
1/9	CS Fullerton	PC	H	W-OT	82	76
1/11	UC Santa Barbara	PC	H	L	52	66
1/18	San José State	PC	H	W	80	67
1/23	Fresno State	PC	A	L	64	70
1/25	Pacific	PC	A	L	60	61
1/30	UC Irvine	PC	H	L	79	89
2/1	UNLV	PC	H	L	79	87
2/6	Long Beach State	PC	H	W	119	95
2/8	New Mexico State	PC	H	W	63	55
2/13	CS Fullerton	PC	A	W	74	68
2/15	UC Santa Barbara	PC	A	L	83	84
2/17	San José State	PC	A	L	69	81
2/20	Fresno State	PC	H	W	78	66
2/22	Pacific	PC	H	W	78	77
2/27	Long Beach State	PC	A	L-OT	92	98
3/1	New Mexico State	PC	A	W	65	63
3/6	New Mexico State	PCT	N2	L	71	74

N1-Champaign, Ill. | N2-Los Angeles, Calif.

1986-87

Record: 15-16 | PCAA: 8-10, 7th place
Home: 10-3 | Away: 3-10 | Neutral: 2-3

11/28	Washington	GAS	N1	W	81	72
11/29	Northeastern	GAS	N1	L	91	96
11/30	North Carolina St.	GAS	N1	L	82	94
12/3	BYU	A	L	86	100	
12/5	Grambling State	H	W	100	80	
12/9	Utah	A	L	79	92	
12/13	Weber State	A	W	84	75	
12/16	BYU	H	L	93	97	
12/19	Weber State	H	W	76	67	
12/20	Fordham	MLC	N2	W-OT	93	88
12/23	San Francisco					



ALL-TIME RESULTS



QUICK FACTS

OUTLOOK

AGGIE BIOS

COACHES

OPONENTS

SEASON REVIEW

RECORDS

UNIVERSITY

1/29	Long Beach State	PC	A	L	66	93
1/31	New Mexico State	PC	A	L	82	85
2/5	UNLV	PC	H	L	78	113
2/7	UC Irvine	PC	H	W	106	103
2/14	San José State	PC	H	W-OT	91	86
2/16	Pacific	PC	H	W	85	61
2/19	CS Fullerton	PC	A	L	71	94
2/21	Fresno State	PC	H	W	68	65
2/26	San José State	PC	A	L	73	81
2/28	UC Santa Barbara	PC	A	L	71	73
3/5	UC Santa Barbara	PCT	N3	L	79	87

1987-88

Record: 21-10 | PCAA: 13-5, 1-2nd place
 Home: 10-3 | Away: 7-6 | Neutral: 4-1
 PCAA Tournament Champion
 NCAA Tournament Participant

11/27	Utah	A	L	64	77	
12/1	BYU	H	L	92	96	
12/5	Utah	H	W-2OT	76	70	
12/11	Murray State	LI	N1	W	74	57
12/12	Texas	LI	A	W	80	75
12/19	BYU	A	L-OT	112	121	
12/22	Weber State	A	W	107	93	
12/29	Weber State	H	W	92	69	
12/31	Kansas State	H	L	69	81	
1/2	Pacific	PC	A	W	78	71
1/4	Fresno State	PC	A	W	90	68
1/7	Long Beach State	PC	H	W	86	81
1/9	New Mexico State	PC	H	W	53	52
1/14	UC Irvine	PC	A	L	81	87
1/16	UC Santa Barbara	PC	A	W	73	72
1/19	UNLV	PC	H	L	83	87
1/21	CS Fullerton	PC	H	W	75	72
1/30	San José State	PC	H	W	114	85
2/4	New Mexico State	PC	A	W	78	77
2/6	Long Beach State	PC	A	W	82	75
2/10	UC Santa Barbara	PC	H	W	85	62
2/13	UC Irvine	PC	H	W	102	83
2/18	UNLV	PC	A	L	74	94
2/20	CS Fullerton	PC	A	L	77	80
2/28	San José State	PC	A	L	95	96
3/3	Fresno State	PC	H	W	82	69
3/5	Pacific	PC	H	W	102	73
3/10	San José State	PCT	N2	W	80	72
3/11	UC Santa Barbara	PCT	N2	W	73	66
3/12	UC Irvine	PCT	N2	W	86	79
3/18	Vanderbilt	NCAA	N3	L	77	80



Coach: Kohn Smith
 (1989-93)
 63-78, .447 (Five Seasons)

1988-89

Record: 12-16 | Big West: 10-8, 1-4th place
 Home: 8-4 | Away: 3-11 | Neutral: 1-1

11/30	Kansas State	A	L	67	86	
12/3	Weber State	H	W	106	93	
12/10	Utah	A	L	64	75	
12/15	Utah	H	L	61	76	
12/17	BYU	A	L	85	96	
12/19	Weber State	A	L	74	75	
12/21	BYU	H	L	72	74	
12/28	Detroit	HC	N1	W	80	50
12/29	Indiana	HC	A1	L	61	73
1/3	Fresno State	BW	H	L	72	76
1/5	Pacific	BW	H	W	85	69
1/8	New Mexico State	BW	A	W	69	66
1/10	Long Beach State	BW	A	L	69	74
1/14	UC Santa Barbara	BW	H	W	65	62
1/16	UC Irvine	BW	H	W	104	71
1/19	UNLV	BW	A	L	80	102
1/21	CS Fullerton	BW	A	L	87	96
1/25	UNLV	BW	H	L	68	94
1/28	San José State	BW	H	W	68	54
2/2	Long Beach State	BW	H	W	82	69
2/4	New Mexico State	BW	H	W	92	71
2/13	UC Santa Barbara	BW	A	L	61	76
2/16	CS Fullerton	BW	H	W	90	80
2/23	San José State	BW	A	W	70	62
2/26	Pacific	BW	A	L	84	86
3/2	UC Irvine	BW	A	W-OT	95	94
3/4	Fresno State	BW	A	L	59	69

3/9	CS Fullerton	BWT	N2	L-OT	86	87
-----	--------------	-----	----	------	----	----

1989-90

Record: 14-16 | Big West: 8-10, 5th place
 Home: 9-6 | Away: 5-8 | Neutral: 0-2

11/28	Boise State	H	W	54	45	
11/30	BYU	H	L	65	71	
12/2	CS Northridge	H	W	95	78	
12/6	BYU-Hawaii	H	W	85	70	
12/8	Colorado	EST	N1	L	90	104
12/9	George Washington	EST	N1	L	76	83
12/12	BYU	A	L	68	69	
12/18	Utah	A	L	59	65	
12/20	Weber State	H	W	70	52	
12/28	Utah	H	W	79	77	
12/30	Weber State	A	W	64	62	
1/2	UC Irvine	BW	A	W	80	70
1/4	UC Santa Barbara	BW	A	L	66	91
1/6	CS Fullerton	BW	H	W-OT	83	82
1/13	San José State	BW	H	W	77	72
1/15	UC Santa Barbara	BW	H	L	82	91
1/18	Pacific	BW	A	W-OT	72	70
1/20	Fresno State	BW	A	W	68	65
1/25	Long Beach State	BW	H	L	78	79
1/27	New Mexico State	BW	H	L	73	81
2/1	UNLV	BW	A	L	90	124
2/3	CS Fullerton	BW	A	L	77	88
2/10	San José State	BW	A	W	88	83
2/17	Pacific	BW	H	W	66	63
2/19	Fresno State	BW	H	W	89	83
2/22	New Mexico State	BW	A	L	84	103
2/24	Long Beach State	BW	A	L	74	82
3/1	UNLV	BW	H	L	82	84
3/3	UC Irvine	BW	H	L	76	80
3/9	Long Beach State	BWT	A	L	68	86

1990-91

Record: 11-17 | Big West: 8-10, 1-4th place
 Home: 8-4 | Away: 2-12 | Neutral: 1-1

11/24	BYU	A	L	94	98	
12/1	BYU	H	L	58	63	
12/4	Utah	A	L	76	84	
12/8	Boise State	A	L	77	89	
12/13	Weber State	H	W	77	62	
12/19	Weber State	A	W	82	72	
12/21	Air Force	MLC	N1	W	64	63
12/22	San Francisco	MLC	A	L	79	87
12/29	Utah	H	L	63	74	
1/2	UC Irvine	BW	H	W	111	88
1/4	UC Santa Barbara	BW	H	W	81	75
1/7	CS Fullerton	BW	A	L	91	93
1/9	UNLV	BW	A	L	93	124
1/17	Pacific	BW	H	W	74	64
1/19	Fresno State	BW	H	W	91	69
1/24	Long Beach State	BW	A	L	78	89
1/26	New Mexico State	BW	A	L	66	86
1/28	UNLV	BW	H	L	83	126
1/31	CS Fullerton	BW	H	W	74	63
2/2	San José State	BW	H	W	88	71
2/9	San José State	BW	A	W	69	62
2/14	Fresno State	BW	A	L	86	107
2/16	Pacific	BW	A	L-2OT	92	100
2/21	New Mexico State	BW	H	L	75	83
2/23	Long Beach State	BW	H	W	90	80
2/28	UC Santa Barbara	BW	A	L	82	98
3/2	UC Irvine	BW	A	L	107	109
3/8	UC Santa Barbara	BWT	N2	L	76	80

1991-92

Record: 16-12 | Big West: 10-8, 5th place
 Home: 11-3 | Away: 4-8 | Neutral: 1-1

11/26	BYU	H	L	66	82	
12/3	Utah	H	L	62	71	
12/7	Weber State	A	W	92	78	
12/10	Utah	A	W-OT	74	72	
12/13	BYU	CC	A	L	77	93
12/14	Oral Roberts	CC	N1	W	109	97
12/21	BYU-Hawaii	H	W	78	74	
12/30	Weber State	H	W	84	72	
1/4	Fresno State	BW	A	W	88	83
1/9	UC Irvine	BW	H	W	81	63
1/11	CS Fullerton	BW	H	W	89	72
1/13	Rutgers	H	W	78	70	
1/16	UC Santa Barbara	BW	A	L	72	74
1/18	Long Beach State	BW	A	L	72	87
1/23	San José State	BW	H	W	80	63

1/25	Pacific	BW	H	W	67	60
1/30	UNLV	BW	H	L-OT	80	85
2/6	CS Fullerton	BW	A	L-OT	99	111
2/8	UC Irvine	BW	A	L	75	80
2/10	New Mexico State	BW	A	L	69	75
2/13	Long Beach State	BW	H	W	76	75
2/15	UC Santa Barbara	BW	H	W	70	54
2/20	Pacific	BW	A	L	64	86
2/22	San José State	BW	A	W	84	79
2/29	New Mexico State	BW	H	W-OT	85	78
3/3	UNLV	BW	A	L	53	65
3/7	Fresno State	BW	H	W	70	62
3/13	Pacific	BWT	N2	L	69	86

1992-93

Record: 10-17 | Big West: 7-11, 7th place
 Home: 7-6 | Away: 3-10 | Neutral: 0-1

12/2	Montana Tech	H	W	80	49	
12/4	BYU	H	L	83	93	
12/8	Utah	A	L	79	86	
12/12	Weber State	A	L	80	85	
12/18	BYU	A	L	65	89	
12/22	Utah	H	W	85	75	
12/29	Seattle Pacific	H	W	88	76	
1/3	Nevada	BW	A	W	84	61
1/7	UC Irvine	BW	A	W	70	65
1/9	CS Fullerton	BW	A	L	71	91
1/14	UC Santa Barbara	BW	H	W	75	65
1/16	Long Beach State	BW	H	L	59	65
1/19	Rutgers	A	L	93	113	
1/23	Pacific	BW	A	L	79	86
1/26	San José State	BW	A	L-OT	79	80
1/30	UNLV	BW	H	L	78	87
2/1	New Mexico State	BW	H	L	64	76
2/4	CS Fullerton	BW	H	W	86	61
2/6	UC Irvine	BW	H	W	81	70
2/11	Long Beach State	BW	A	L	64	76
2/13	UC Santa Barbara	BW	A	W-OT	77	75
2/18	Pacific	BW	H	L	62	72
2/20	San José State	BW	H	W	92	79
2/25	New Mexico State	BW	A	L	60	82
2/27	UNLV	BW	A	L	86	94
3/6	Nevada	BW	H	L	87	97
3/12	UNLV	BWT	N1	L	86	104



Coach: Larry Eustachy
 (1994-98)
 98-53, .649 (Five Seasons)

1993-94

Record: 14-13 | Big West: 11-7, 2-2nd place
 Home: 9-3 | Away: 4-8 | Neutral: 1-2

12/3	Colorado State	A	L	65	78	
12/7	Weber State	H	L	86	87	
12/11	Chadron State	H	W	109	71	
12/14	BYU	A	L	65	78	
12/18	Lewis-Clark State	H	W	66	53	
12/22	Utah	A	L	55	61	
12/28	Old Dominion	CS	N1	W	77	74
12/29	Wyoming	CS	N1	L-OT	69	73
1/3	Pacific	BW	H	W	74	65
1/5	San José State	BW	H	W	57	48
1/8	Long Beach State	BW	A	L	70	89
1/10	UC Santa Barbara	BW	A	L	33	53
1/15	CS Fullerton	BW	H	W	59	50
1/17	UC Irvine	BW	H	L	71	78
1/20	New Mexico State	BW	A	L	71	82
1/22	UNLV	BW	A	L	61	67
1/29	Nevada	BW	A	L	55	65
2/3	UNLV	BW	H	W-OT	82	81
2/5	New Mexico State	BW	H	W	69	68
2/10	UC Irvine	BW	A	W-OT	79	77
2/12	CS Fullerton	BW	A	W	59	52
2/17	Long Beach State	BW	H	W-OT	80	76
2/19	UC Santa Barbara	BW	H	L	60	63

1994-95

Record: 21-8 | Big West: 14-4, 1st place
Home: 13-4 | Away: 7-3 | Neutral: 1-1
Big West Conference Regular Season Champion
National Invitation Tournament Participant

11/18	Simon Fraser	H	W	97	67	
11/26	Boise State	A	L	68	81	
12/1	BYU	H	W	83	59	
12/17	Southern Utah	N1	W	76	63	
12/23	Utah	H	L	71	75	
12/28	Lewis-Clark State	GC	H	W	86	62
12/29	Idaho State	GC	H	W	67	62
1/2	Boise State	H	W	66	61	
1/5	San José State	BW	A	W	71	62
1/7	Pacific	BW	A	W	58	57
1/11	UC Santa Barbara	BW	H	W	75	56
1/14	CS Fullerton	BW	A	W	84	73
1/16	UC Irvine	BW	A	W	93	87
1/19	Long Beach State	BW	H	W	87	67
1/21	UNLV	BW	H	L	63	69
1/28	Nevada	BW	H	W	73	57
2/2	UC Santa Barbara	BW	A	W	64	56
2/4	Long Beach State	BW	A	L	50	62
2/9	UC Irvine	BW	H	W	94	67
2/11	CS Fullerton	BW	H	W	103	71
2/13	New Mexico State	BW	H	L-2OT	100	104
2/16	UNLV	BW	A	W	76	72
2/18	New Mexico State	BW	A	W	75	63
2/21	Cal Poly	H	W	106	53	
2/25	Nevada	BW	A	L	75	90
3/2	San José State	BW	H	W	89	69
3/4	Pacific	BW	H	W	74	64
3/10	UC Irvine	BWT	N2	L	72	76
3/16	Illinois State	NIT	H	L-OT	87	93

N1-Salt Lake City, Utah | N2-Las Vegas, Nev.

1995-96

Record: 18-15 | Big West: 10-8, 4th place
Home: 12-3 | Away: 5-8 | Neutral: 1-4

11/18	Simon Fraser	H	W	67	52	
11/24	Wichita State	BI	N1	L-2OT	61	63
11/25	Valparaiso	BI	N1	L	70	79
11/26	Hawai'i-Hilo	BI	A	W	103	86
12/2	Lewis-Clark State	H	W	61	57	
12/5	BYU	A	L	52	76	
12/9	Utah	A	L	43	59	
12/16	Weber State	N2	L-OT	79	81	
12/18	Chaminade	H	W	98	52	
12/28	Miss. Valley State	GC	H	W	80	63
12/29	Southern Miss	GC	H	W	77	65
1/4	UNLV	BW	A	L	57	66
1/8	Nevada	BW	A	W-OT	75	71
1/11	Southern Illinois	H	L	69	70	
1/13	Pacific	BW	H	W-2OT	73	71
1/15	San José State	BW	H	W-OT	60	58
1/18	Long Beach State	BW	A	L	73	80
1/20	UC Santa Barbara	BW	A	L	80	85
1/25	CS Fullerton	BW	H	W	73	49
1/27	UC Irvine	BW	H	L	72	78
1/29	New Mexico State	BW	A	W	70	60
2/3	Nevada	BW	H	W	72	62
2/8	San José State	BW	A	L	65	68
2/10	Pacific	BW	A	L	57	74
2/15	UC Santa Barbara	BW	H	W	78	63
2/17	Long Beach State	BW	H	L	50	71
2/22	New Mexico State	BW	H	W	76	69
2/24	CS Fullerton	BW	A	W	66	53
2/26	UC Irvine	BW	A	L	76	81
3/2	UNLV	BW	H	W	82	69
3/8	Nevada	BWT	A	W	70	65
3/9	Long Beach State	BWT	N3	W	86	73
3/10	San José State	BWT	N3	L-OT	75	76

N1-Hilo, Hawai'i | N2-Salt Lake City, Utah | N3-Reno, Nev.

1996-97

Record: 20-9 | Big West: 12-4, 1st Eastern Division
Home: 13-2 | Away: 5-6 | Neutral: 2-1

11/16	Simon Fraser	H	W	75	39	
11/26	Utah	H	L	41	60	
11/30	So. California College	H	W	68	50	
12/7	Humboldt State	H	W	69	50	
12/10	BYU	A	L	61	64	
12/14	Colorado State	H	L	59	62	
12/19	Weber State	A	W	80	68	
12/21	Wyoming	N1	W	73	72	
12/27	Texas Southern	GC	H	W	72	41
12/28	Portland	GC	H	W	63	48
1/2	Nevada	BW	H	W	68	59
1/4	Southern Illinois	A	L	64	67	

1/9	Boise State	BW	A	W-OT	73	60
1/12	Idaho	BW	A	W	55	52
1/16	North Texas	BW	H	W	79	56
1/18	New Mexico State	BW	H	W	71	68
1/23	CS Fullerton	BW	A	W	91	80
1/25	Nevada	BW	A	L	59	72
1/30	Cal Poly	BW	H	W	85	74
2/1	UC Santa Barbara	BW	H	W	71	63
2/6	Pacific	BW	A	L-OT	71	77
2/8	Long Beach State	BW	A	L	58	71
2/15	UC Irvine	BW	H	W	87	50
2/20	Idaho	BW	H	W	69	58
2/22	Boise State	BW	H	W	58	41
2/27	New Mexico State	BW	A	L	63	89
3/1	North Texas	BW	A	W	72	53
3/7	UC Santa Barbara	BWT	N2	W	81	66
3/8	Pacific	BWT	N2	L	54	71

N1-Salt Lake City, Utah | N2-Reno, Nev.

1997-98

Record: 25-8 | Big West: 13-3, 1st Eastern Division
Home: 15-0 | Away: 6-7 | Neutral: 4-1

Big West Conference Tournament Champion						
NCAA Tournament Participant						
11/14	Simon Fraser	H	W	79	67	
11/17	Minnesota	NIT	A	W	75	64
11/19	Florida State	NIT	A	L	55	66
11/22	Southern Oregon	H	W	111	61	
11/29	BYU	H	W	72	69	
12/3	Wyoming	A	L	61	67	
12/6	San Diego State	N1	W	64	61	
12/10	Utah	A	L	55	71	
12/20	Long Island	H	W	100	84	
12/27	Weber State	H	W	71	65	
12/30	Fresno Pacific	GC	H	W	69	51
12/31	Radford	GC	H	W	80	73
1/3	Colorado State	A	L	59	68	
1/8	Pacific	BW	H	W	70	62
1/10	Long Beach State	BW	H	W	69	55
1/15	Cal Poly	BW	A	W-OT	91	88
1/17	UC Santa Barbara	BW	A	W-OT	69	66
1/22	Boise State	BW	H	W	70	41
1/24	Idaho	BW	H	W	68	66
1/29	North Texas	BW	A	W	79	64
1/31	New Mexico State	BW	A	L	69	74
2/5	Nevada	BW	H	W	74	52
2/7	CS Fullerton	BW	H	W	69	44
2/12	UC Irvine	BW	A	W	60	51
2/14	Nevada	BW	A	L	62	73
2/19	Idaho	BW	A	W	59	50
2/21	Boise State	BW	A	L	49	57
2/26	New Mexico State	BW	H	W-OT	84	82
2/28	North Texas	BW	H	W	102	76
3/6	Long Beach State	BWT	N2	W	69	61
3/7	CS Fullerton	BWT	N2	W	65	56
3/8	Pacific	BWT	N2	W	78	63
3/12	Maryland	NCAA	N3	L	68	82

N1-Salt Lake City, Utah | N2-Reno, Nev. | N3-Sacramento, Calif.



Coach: Stew Morrill
(1999-2015)
402-156.720 (17 Seasons)

1998-99

Record: 15-13 | Big West: 8-8, T-4th Eastern Division
Home: 13-2 | Away: 2-9 | Neutral: 0-2

11/9	Simon Fraser	H	W	96	79	
11/18	Utah	H	W	62	54	
11/20	CO-Colorado Springs	H	W	82	61	
11/24	San Diego State	A	W	63	60	
11/28	Whitworth College	H	W	69	65	
12/5	Colorado State	H	L	61	64	
12/10	Fresno State	A	L	77	82	
12/19	Weber State	N1	L	72	82	
12/29	Norfolk State	GC	H	W	84	71
12/30	Lafayette	GC	H	W	85	67
1/2	BYU	A	L	59	61	
1/7	Pacific	BW	A	L	73	84
1/9	Long Beach State	BW	A	L	55	64
1/14	Cal Poly	BW	H	W	97	73
1/16	UC Santa Barbara	BW	H	L-OT	65	66
1/21	Boise State	BW	A	W	58	52
1/23	Idaho	BW	A	L	58	77
1/28	North Texas	BW	H	W	92	61
1/30	New Mexico State	BW	H	W	61	54

2/4	Cal State Fullerton	BW	A	L	78	88
2/6	Nevada	BW	A	L	70	79
2/11	UC Irvine	BW	H	W	76	46
2/13	Nevada	BW	H	W	66	60
2/18	Idaho	BW	H	W	68	67
2/20	Boise State	BW	H	W	63	62
2/25	New Mexico State	BW	A	L	52	55
2/27	North Texas	BW	A	L	90	94
3/4	UC Santa Barbara	BWT	N2	L	74	75

N1-Salt Lake City, Utah | N2-Reno, Nev.

1999-2000

Record: 28-6 | Big West: 16-0, 1st Eastern Division
Home: 15-1 | Away: 9-3 | Neutral: 4-2

Big West Conference Tournament Champion						
NCAA Tournament Participant						
11/13	Simon Fraser	H	W	78	57	
11/22	Florida	MI	N1	L	58	60
11/23	Chaminade	MI	N1	W	70	48
11/24	Southern Cal	MI	N1	W	52	50
11/30	Northern Arizona	A	L	52	64	
12/4	UC San Diego	H	W	82	58	
12/7	Utah	A	L	42	77	
12/9	Northern Arizona	H	W	80	58	
12/18	Western State	H	W	93	51	
12/21	Weber State	A	L	73	86	
12/28	Mercer	GC	H	W	74	55
12/29	San Diego	GC	H	W-OT	68	65
1/4	Fresno State	H	W	83	66	
1/8	BYU	H	L	73	82	
1/13	CS Fullerton	BW	H	W	82	70
1/15	UC Irvine	BW	H	W	81	46
1/20	UC Santa Barbara	BW	A	W	61	57
1/22	Cal Poly	BW	A	W	74	62
1/27	Boise State	BW	A	W	75	68
1/30	Idaho	BW	A	W	67	60
2/3	North Texas	BW	H	W	83	70
2/5	New Mexico State	BW	H	W	66	51
2/10	Nevada	BW	H	W	69	54
2/12	Long Beach State	BW	A	W	71	63
2/17	Nevada	BW	A	W	62	53
2/19	Pacific	BW	H	W	64	55
2/24	New Mexico State	BW	A	W	70	66
2/26	North Texas	BW	A	W	76	68
2/2	Idaho	BW	H	W	73	52
3/4	Boise State	BW	H	W	74	62
3/9	Pacific	BWT	N2	W	64	41
3/10	Nevada	BWT	A	W	69	64
3/11	New Mexico State	BWT	N2	W	71	66
3/17	Connecticut	NCAA	N3	L	67	75

N1-Lahaina, Hawai'i | N2-Reno, Nev. | N3-Birmingham, Ala.

2000-01

Record: 28-6 | Big West: 13-3, 2nd Place
Home: 15-0 | Away: 7-4 | Neutral: 6-2

Big West Conference Tournament Champion						
NCAA Tournament Participant						
11/17	Santa Clara	TOC	N1	W	76	67
11/18	South Florida	TOC	N1	W	69	66
11/19	Austin Peay	TOC	N1	L-OT	76	80
11/25	Colo.-Colorado Springs	H	W	68	61	
11/29	Idaho State	A	W	59	55	
12/6	Utah	H	W	58	57	
12/9	Montana Tech	H	W	79	29	
12/16	BYU	A	L	67	69	
12/20	UC Riverside	A	W	76	62	
12/23	Weber State	H	W	89	77	
12/29	Albany	GC	H	W	88	43
12/30	Air Force	GC	H	W	59	50
1/4	Cal Poly	BW	A	W	82	69
1/6	Idaho	BW	A	W	80	58
1/11	Long Beach State	BW	H	W	76	60
1/13	Pacific	BW	H	W	73	59
1/16	UC Riverside	H	W	75	45	
1/20	Boise State	BW	H	W	82	64
1/25	Pacific	BW	A	W	62	51
1/27	Idaho	BW	H	W	71	57
1/31	UC Irvine	BW	A	L	51	56
2/2	CS Fullerton	BW	A	W	76	52
2/8	UC Irvine	BW	H	W	67	52



ALL-TIME RESULTS



QUICK FACTS

OUTLOOK

AGGIE BIOS

COACHES

OPONENTS

SEASON REVIEW

RECORDS

UNIVERSITY

3/15 Ohio State NCAA N3 W-OT 77 68
 3/17 UCLA NCAA N3 L 50 75
 N1-Fairbanks, Alaska | N2-Anaheim, Calif. | N3-Greensboro, N.C.

2001-02

Record: 23-8 | Big West: 13-5, T-1st
 Home: 14-2 | Away: 7-5 | Neutral: 2-1
 Big West Conference Regular Season Champion
 National Invitation Tournament Participant

11/17	Montana State	A	W	66	51	
11/23	Utah	A	W	78	65	
11/28	Idaho State	H	W	64	59	
12/1	BYU	H	W-OT	90	81	
12/4	Montana State	H	W	60	55	
12/8	Weber State	A	L	64	67	
12/15	Western State	H	W	99	43	
12/20	CS Northridge	BW	H	W	73	56
12/22	Pacific	BW	H	W	81	71
12/28	Centenary	GC	H	W	74	59
12/29	Idaho State	GC	H	W	74	56
1/3	Cal Poly	BW	A	L	58	61
1/5	UC Santa Barbara	BW	A	W	60	56
1/10	UC Irvine	BW	H	L	66	67
1/12	Long Beach State	BW	H	W	70	66
1/17	UC Riverside	BW	A	W	68	42
1/19	CS Fullerton	BW	A	L	51	65
1/26	Idaho	BW	A	W	57	46
1/31	UC Santa Barbara	BW	H	W	72	64
2/2	Cal Poly	BW	H	W	85	53
2/7	Long Beach State	BW	A	W	60	53
2/9	UC Irvine	BW	A	W	62	61
2/14	CS Fullerton	BW	H	W	60	45
2/16	UC Riverside	BW	H	W	59	42
2/23	Idaho	BW	H	W	65	56
2/28	Pacific	BW	A	L	51	55
3/2	CS Northridge	BW	A	L	54	62
3/7	Idaho	BWT	N	W	61	41
3/8	Pacific	BWT	N	W	69	65
3/9	UC Santa Barbara	BWT	N	L	56	60
3/13	Montana State	NIT	H	L	69	77
N-Anaheim, Calif.						

2002-03

Record: 24-9 | Big West: 12-6, 3rd
 Home: 12-2 | Away: 7-6 | Neutral: 5-1
 Big West Conference Tournament Champion
 NCAA Tournament Participant

11/23	Illinois State	A	W	68	53	
11/26	Whitman	H	W	86	52	
11/29	Vermont	N1	W	62	59	
11/30	Drake	N1	W	73	61	
12/1	Hawai'i-Hilo	A	W	71	60	
12/7	Jackson State	A	L	57	63	
12/14	BYU	A	L	56	66	
12/17	Utah	H	W	59	54	
12/21	Weber State	H	W	66	64	
12/27	Arkansas State	GC	H	W	72	54
12/28	Idaho State	GC	H	W	66	59
1/2	CS Northridge	BW	A	W	59	44
1/4	Pacific	BW	A	L	54	66
1/9	Cal Poly	BW	H	W	81	67
1/11	UC Santa Barbara	BW	H	W	75	59
1/15	UC Irvine	BW	A	L-OT	73	75
1/18	Long Beach State	BW	A	W	63	55
1/23	UC Riverside	BW	H	W	77	58
1/25	CS Fullerton	BW	H	W	61	60
2/1	Idaho	BW	A	W	60	56
2/6	UC Santa Barbara	BW	A	L	50	62
2/8	Cal Poly	BW	A	W	64	63
2/13	UC Irvine	BW	H	L	58	59
2/15	Long Beach State	BW	H	W	95	61
2/20	CS Fullerton	BW	A	W	62	41
2/22	UC Riverside	BW	A	L	65	72
3/1	Idaho	BW	H	L	51	52
3/6	CS Northridge	BW	H	W	69	58
3/8	Pacific	BW	H	W	75	70
3/13	CS Fullerton	BWT	N2	W-OT	89	83
3/14	UC Irvine	BWT	N2	W	62	55
3/15	Cal Poly	BWT	N2	W	57	54
3/20	Kansas	NCAA	N3	L	61	64
N1-Hilo, Hawai'i N2-Anaheim, Calif. N3-Oklahoma City, Okla.						

2003-04

Record: 25-4 | Big West: 17-1, T-1st
 Home: 15-1 | Away: 10-2 | Neutral: 0-1
 Big West Conference Regular Season Champion
 National Invitation Tournament Participant

11/21	Fort Lewis College	H	W	86	54
11/25	Weber State	A	W	66	60

11/29	Illinois State	H	W	89	84	
12/3	Utah	A	L	45	56	
12/13	Idaho State	A	W	73	62	
12/18	Jackson State	H	W	67	42	
12/23	BYU	H	W	76	74	
12/29	San Francisco	GC	H	W	74	48
12/30	New Mexico State	GC	H	W	73	57
1/3	Idaho	BW	H	W	69	56
1/8	UC Santa Barbara	BW	A	W	74	67
1/10	Cal Poly	BW	A	W	69	63
1/15	Pacific	BW	H	W	66	51
1/17	CS Northridge	BW	H	W	83	57
1/22	CS Fullerton	BW	A	W	57	49
1/24	UC Riverside	BW	A	W	62	58
1/29	UC Irvine	BW	H	W	57	48
1/31	Long Beach State	BW	H	W	84	46
2/5	Cal Poly	BW	H	W	57	43
2/7	UC Santa Barbara	BW	H	W	63	54
2/12	CS Northridge	BW	A	W	69	47
2/14	Pacific	BW	A	L	60	64
2/19	UC Riverside	BW	H	W-OT	77	72
2/21	CS Fullerton	BW	H	W	87	61
2/26	Long Beach State	BW	A	W	67	47
2/28	UC Irvine	BW	A	W	59	56
3/5	Idaho	BW	A	W	64	60
3/12	CS Northridge	BWT	N	L	62	63
3/17	Hawai'i	NIT	H	L	74	85
N-Anaheim, Calif.						

2004-05

Record: 24-8 | Big West: 13-5, 2nd
 Home: 14-1 | Away: 6-5 | Neutral: 4-2
 Big West Conference Tournament Champion
 NCAA Tournament Participant

11/18	Georgia Southern	TOC	N1	W	71	61
11/20	Central Florida	TOC	N1	L	52	55
11/21	Northwestern	TOC	N1	W	64	57
11/27	UC Davis	H	W	81	55	
12/1	BYU	H	W	71	57	
12/4	Utah	H	W	71	45	
12/7	IPFW	A	L	59	64	
12/11	Weber State	H	W	73	56	
12/18	BYU	A	W	84	62	
12/23	Idaho	BW	A	L	62	69
12/29	South Carolina St.	GC	H	W	82	60
12/30	Loyola Marymount	GC	H	W	87	42
1/6	UC Santa Barbara	BW	H	W	80	70
1/8	Cal Poly	BW	H	W	76	65
1/13	Pacific	BW	A	L-2OT	66	73
1/15	CS Northridge	BW	A	L	67	70
1/20	CS Fullerton	BW	H	W	84	60
1/22	UC Riverside	BW	H	W	77	52
1/27	UC Irvine	BW	A	W	77	52
1/29	Long Beach State	BW	A	W	75	44
2/3	Cal Poly	BW	A	W	81	57
2/5	UC Santa Barbara	BW	A	W	80	50
2/10	CS Northridge	BW	H	W	77	57
2/12	Pacific	BW	H	L	63	64
2/17	UC Riverside	BW	A	W	73	48
2/19	CS Fullerton	BW	A	L	60	64
2/24	Long Beach State	BW	H	W	68	52
2/26	UC Irvine	BW	H	W	87	49
3/4	Idaho	BW	H	W	65	43
3/11	CS Fullerton	BWT	N2	W	84	77
3/12	Pacific	BWT	N2	W	65	52
3/17	Arizona	NCAA	N3	L	53	66
N1-Fairbanks, Alaska N2-Anaheim, Calif. N3-Boise, Idaho						

2005-06

Record: 23-9 | WAC: 11-5, T-2nd
 Home: 14-2 | Away: 7-6 | Neutral: 2-1
 NCAA Tournament Participant

11/19	Oral Roberts	A	W-OT	72	67	
11/21	Middle Tennessee	A	L	59	60	
11/26	Lewis & Clark College	H	W	102	65	
11/30	Utah	A	L	66	67	
12/5	Middle Tennessee	H	W	79	61	
12/10	Weber State	A	W	69	60	
12/17	Hawai'i	WAC	A	L	59	69
12/20	Oral Roberts	H	W	65	64	
12/22	BYU	H	W	91	80	
12/29	Arkansas-Little Rock	GC	H	W	76	44
12/30	Binghamton	GC	H	W	81	47
1/5	San José State	WAC	A	W	67	56
1/7	Fresno State	WAC	A	L-2OT	96	99
1/12	Boise State	WAC	H	W	75	69
1/14	Idaho	WAC	H	W	83	58
1/18	Louisiana Tech	WAC	H	W	64	55
1/23	Nevada	WAC	A	W	59	53

1/27	South Dakota State	H	W	72	51	
1/30	Hawai'i	WAC	H	W	63	52
2/2	New Mexico State	WAC	A	L	86	93
2/4	Louisiana Tech	WAC	A	W	63	62
2/11	New Mexico State	WAC	H	L	77	83
2/15	Idaho	WAC	A	W	80	42
2/18	Northwestern State	BB	H	W	66	63
2/23	Boise State	WAC	A	W	64	62
2/25	Nevada	WAC	H	L	57	75
3/2	Fresno State	WAC	H	W	87	77
3/4	San José State	WAC	H	W	61	58
3/9	San José State	WACT	N1	W	76	69
3/10	Louisiana Tech	WACT	N1	W	68	64
3/11	Nevada	WACT	A	L-OT	63	70
3/16	Washington	NCAA	N2	L	61	75
N1-Reno, Nev. N2-San Diego, Calif.						

2006-07

Record: 23-12 | WAC: 9-7, 4th
 Home: 13-1 | Away: 5-11 | Neutral: 5-0
 National Invitation Tournament Participant

11/10	Northwestern State	A	L	71	88	
11/17	Centenary	TOC	N1	W	77	71
11/18	Drake	TOC	N1	W	92	74
11/19	Weber State	TOC	N1	W	68	55
11/25	Weber State	H	W	77	68	
11/29	South Dakota State	A	W	56	50	
12/1	Idaho State	H	W	83	46	
12/6	Utah	H	W	60	57	
12/9	Utah Valley	A	W	69	65	
12/16	BYU	A	L	62	75	
12/21	IPFW	H	W	77	63	
12/23	Santa Clara	A	L-OT	75	77	
12/30	CS Bakersfield	H	W	65	49	
1/4	Boise State	WAC	A	L	66	77
1/6	Fresno State	WAC	A	L	70	79
1/10	Utah Valley	H	W	81	70	
1/13	Louisiana Tech	WAC	H	W	69	49
1/15	Idaho	WAC	H	W	74	56
1/18	Boise State	WAC	H	W	80	79
1/20	San José State	WAC	A	W	57	56
1/27	Nevada	WAC	A	L	62	79
1/29	Hawai'i	WAC	A	L	61	69
2/3	San José State	WAC	H	W	66	57
2/5	New Mexico State	WAC	H	W	75	63
2/10	Idaho	WAC	A	W	75	66
2/14	Hawai'i	WAC	H	W	58	50
2/17	Oral Roberts	BB	A	W	71	65
2/22	New Mexico State	WAC	A	L	73	76
2/24	Louisiana Tech	WAC	A	L	71	84
3/1	Nevada	WAC	H	W-OT	79	77
3/3	Fresno State	WAC	H	L	66	71
3/8	Hawai'i	WACT	N2	W	73	70
3/9	Nevada	WACT	N2	W	79	77
3/10	New Mexico State	WACT	A	L	70	72
3/13	Michigan	NIT	A	L	58	68
N1-Fairbanks, Alaska N2-Las Cruces, N.M.						

2007-08

Record: 24-11 | WAC: 12-4, T-1st
 Home: 17-0 | Away: 5-9 | Neutral: 2-2
 WAC Regular Season Co-Champion
 National Invitation Tournament Participant

11/9	Southern Utah	H	W	60	49	
11/10	Weber State	A	L	71	78	
11/12	Montana-Western	H	W	77	58	
11/15	Cal Poly	A	L	69	83	
11/17	UC Irvine	A	L	51	70	
11/20	Austin Peay	H	W	71	68	
11/23	Vanderbilt	SPI	N1	L	56	77
11/24	Iowa	SPI	N1	W	75	62
12/1	Santa Clara	H	W	71	65	
12/5	Utah	A	L	48	72	
12/8	CS Bakersfield	A	W	88	66	
12/15	Prairie View A&M	H				



ALL-TIME RESULTS



2/18	San José State	WAC	A	L	67	70
2/22	UC Santa Barbara	BB	H	W	72	59
2/28	Louisiana Tech	WAC	H	W	86	59
3/3	Fresno State	WAC	H	W	79	66
3/6	Boise State	WAC	A	W	88	69
3/8	Idaho	WAC	A	W	78	58
3/13	San José State	WACT	N2	W	85	65
3/14	Boise State	WACT	N2	L	78	88
3/19	Illinois State	NIT	A	L	57	61

N1-South Padre Island, Texas | N2-Las Cruces, N.M.

2008-09

Record: 30-5 | WAC: 14-2, 1st
Home: 17-0 | Away: 11-3 | Neutral: 2-2
WAC Champion

NCAA Tournament Participant

11/14	MSU-Northern	H	W	71	50	
11/17	UC Santa Barbara	A	W	61	59	
11/25	Weber State	H	W	75	49	
11/29	Cal Poly	H	W	97	57	
12/2	UC Irvine	H	W	74	62	
12/6	BYU	N1	L	63	68	
12/13	Utah Valley	A	W	69	50	
12/17	Southern Utah	A	W	72	65	
12/20	Idaho State	A	W	67	57	
12/22	Utah	H	W	66	64	
12/29	Howard	DD	H	W	85	45
12/30	Houston Baptist	DD	H	W	94	77
12/31	Wyoming	DD	H	W-OT	90	85
1/5	Idaho	WAC	H	W	70	61
1/8	Louisiana Tech	WAC	A	W	50	37
1/10	New Mexico St.	WAC	A	W	77	67
1/15	Fresno State	WAC	H	W	65	61
1/17	Boise State	WAC	H	W	79	65
1/22	San José State	WAC	A	W	62	58
1/24	Hawai'i	WAC	A	W	67	51
1/29	Nevada	WAC	H	W	72	61
1/31	Fresno State	WAC	A	W-OT	83	77
2/5	New Mexico St.	WAC	H	W	78	59
2/7	Louisiana Tech	WAC	H	W	60	52
2/12	Idaho	WAC	A	W	62	53
2/14	Boise State	WAC	A	L	56	66
2/18	CS Bakersfield	H	W	78	57	
2/21	Saint Mary's	BB	A	L	64	75
2/26	Hawai'i	WAC	H	W	82	62
2/28	Nevada	WAC	A	L	71	84
3/7	San José State	WAC	H	W	89	77
3/12	Fresno State	WACT	N2	W	85	68
3/13	New Mexico State	WACT	N2	W	71	70
3/14	Nevada	WACT	A	W	72	62
3/20	Marquette	NCAA	N3	L	57	58

N1-Salt Lake City, Utah | N2-Reno, Nev. | N3-Boise, Idaho

2009-10

Record: 27-8 | WAC: 14-2, 1st
Home: 17-1 | Away: 8-5 | Neutral: 2-2
WAC Regular Season Champion

NCAA Tournament Participant

11/13	Weber State	A	W	66	60	
11/18	Utah	A	L	67	68	
11/21	Northeastern	A	L	61	64	
11/24	Idaho State	H	W	77	44	
11/28	Southern Utah	H	W	89	49	
12/2	Brigham Young	H	W	71	61	
12/5	Saint Mary's	H	L	63	68	
12/12	Utah Valley	H	W	87	56	
12/16	CS Bakersfield	A	W	68	51	
12/18	Long Beach State	A	L	62	75	
12/21	Morehead State	BTI	H	W	79	72
12/22	CS Fullerton	BTI	H	W	83	60
12/23	Weber State	BTI	H	W	85	73
12/29	Western Oregon	H	W	78	42	
1/2	New Mexico St.	WAC	A	L	52	55
1/4	Louisiana Tech	WAC	A	L	60	82
1/11	Hawai'i	WAC	H	W	98	54
1/13	Nevada	WAC	A	W-OT	79	72
1/16	Boise State	WAC	H	W	81	59
1/21	Fresno State	WAC	A	W	69	43
1/23	Idaho	WAC	A	W	60	48
1/30	San José State	WAC	H	W	77	58
2/3	Idaho	WAC	H	W	80	62
2/6	Nevada	WAC	H	W	76	65
2/11	Boise State	WAC	A	W	72	67
2/13	San José State	WAC	A	W	81	65
2/17	Louisiana Tech	WAC	H	W	67	61
2/20	Wichita State	BB	H	W	68	58
2/25	Hawai'i	WAC	A	W	61	50
3/1	Fresno State	WAC	H	W	76	39
3/6	New Mexico State	WAC	H	W	81	63

3/11	Boise State	WACT	N1	W	84	60
3/12	Louisiana Tech	WACT	N1	W	85	55
3/13	New Mexico State	WACT	N1	L	63	69
3/19	Texas A&M	NCAA	N2	L	53	69

N1-Reno, Nev. | N2-Spokane, Wash.

2010-11

Record: 30-4 | WAC: 15-1, 1st
Home: 17-0 | Away: 11-3 | Neutral: 2-1
WAC Champion
NCAA Tournament Participant

11/13	Weber State	H	W	77	65	
11/17	BYU	A	L	72	78	
11/20	Southern Utah	A	W	66	53	
11/24	Utah	H	W	79	62	
11/27	Northeastern	H	W	56	54	
12/1	Denver	A	W	61	53	
12/4	Georgetown	A	L	51	68	
12/7	Long Beach State	H	W	81	53	
12/11	CS Bakersfield	H	W	77	58	
12/18	Utah Valley	A	W	76	58	
12/21	Idaho State	WVI	H	W	71	48
12/22	Western Michigan	WVI	H	W	78	57
12/23	Troy	WVI	H	W	80	39
12/29	Hawai'i	WAC	H	W	74	66
12/31	San José State	WAC	H	W	80	71
1/8	Nevada	WAC	A	W	81	67
1/13	Boise State	WAC	A	W	68	59
1/15	Fresno State	WAC	A	W	52	39
1/20	Louisiana Tech	WAC	H	W	74	57
1/22	New Mexico St.	WAC	H	W	59	49
1/27	San José State	WAC	A	W	84	65
1/29	Hawai'i	WAC	A	W-2OT	89	84
2/2	Nevada	WAC	H	W	67	45
2/5	Boise State	WAC	H	W	77	49
2/9	Idaho	WAC	A	L	56	64
2/12	Fresno State	WAC	H	W	71	55
2/16	Montana Western	H	W	100	66	
2/19	Saint Mary's	BB	A	W	75	65
2/26	Idaho	WAC	H	W	84	68
3/2	New Mexico St.	WAC	A	W	58	54
3/5	Louisiana Tech	WAC	A	W	72	30
3/11	San José State	WACT	N1	W	58	54
3/12	Boise State	WACT	N1	W	77	69
3/17	Kansas State	NCAA	N2	L	68	73

N1-Las Vegas, Nev. | N2-Tucson, Ariz.

2011-12

Record: 21-16 | WAC: 8-6, 4th
Home: 17-5 | Away: 4-10 | Neutral: 0-1
Collegiansider.com Tournament Runner-Up

11/11	Brigham Young	H	W	69	62	
11/15	Weber State	A	L	63	73	
11/19	Southern Utah	H	W	65	62	
11/22	Texas A&M-Corpus Christi	A	L-OT	55	58	
11/26	Idaho State	A	W	75	62	
11/30	Denver	H	L	54	67	
12/3	Pacific	A	L	57	65	
12/6	Utah Valley	H	W	63	54	
12/10	Wichita State	A	L	76	83	
12/17	Seattle	H	W	78	53	
12/20	UT Arlington	AIAC	H	W	73	69
12/21	Saint Peter's	AIAC	H	W	72	47
12/22	Kent State	AIAC	H	W	81	62
12/31	Mississippi State	A	L	64	66	
1/5	Fresno State	WAC	H	W	72	53
1/7	Nevada	WAC	H	L	71	78
1/12	New Mexico St.	WAC	A	L	60	80
1/14	Louisiana Tech	WAC	A	W	69	65
1/19	Seattle	A	L	66	73	
1/21	Idaho	WAC	A	L	54	57
1/26	Hawai'i	WAC	H	W	77	72
1/28	San José State	WAC	H	W	82	65
2/2	Nevada	WAC	A	L	52	53
2/4	Fresno State	WAC	A	L	54	60
2/9	Louisiana Tech	WAC	H	W	77	63
2/11	New Mexico St.	WAC	H	L	69	80
2/14	Montana Tech	H	W	70	58	
2/18	UC Santa Barbara	BB	H	L	64	72
2/24	Idaho	WAC	H	W	67	50
3/1	San José State	WAC	A	W	71	61
3/3	Hawai'i	WAC	A	W	61	60
3/8	Louisiana Tech	WACT	N1	L	70	72
3/14	CSU Bakersfield	CIT	H	W	75	69
3/17	Idaho	CIT	H	W	76	56
3/21	Loyola Marymount	CIT	H	W	77	69
3/25	Oakland	CIT	H	W	105	81
3/28	Mercer	CIT	H	L	67	70

N1-Las Vegas, Nev.

2012-13

Record: 21-10 | WAC: 11-7, 5th
Home: 14-4 | Away: 7-5 | Neutral: 0-1

11/10	Idaho State	H	W	56	48	
11/15	St. Mary's	H	L	58	67	
11/17	Texas A&M CC	H	W	77	68	
11/24	Weber State	H	W	65	55	
11/28	Santa Clara	A	W	80	78	
12/8	Western Oregon	H	W	86	57	
12/15	Utah Valley	A	W	69	63	
12/20	Nicholls State	WVC	H	W	79	72
12/21	UC Davis	WVC	H	W	73	61
12/22	Southern Illinois	WVC	H	W	70	58
12/29	UTSA	WAC	A	W	71	67
12/31	Texas State	WAC	A	W	81	57
1/3	Seattle	WAC	H	W	75	66
1/5	Idaho	WAC	H	W	82	75
1/11	San José State	WAC	H	W	66	60
1/17	New Mexico St.	WAC	A	L	51	64
1/19	Denver	WAC	A	L	57	68
1/24	UT Arlington	WAC	H	L	68	74
1/26	Louisiana Tech	WAC	H	L	48	51
1/31	Idaho	WAC	A	W	77	67
2/2	Seattle	WAC	A	W	68	46
2/8	San José State	WAC	A	W	63	36
2/14	Denver	WAC	H	L	60	63
2/16	New Mexico St.	WAC	H	W	73	69
2/19	BYU	A	L	68	70	
2/23	Illinois State	H	W	80	71	
2/28	Louisiana Tech	WAC	A	L	61	84
3/2	UT Arlington	WAC	A	L	46	81
3/7	Texas State	WAC	H	W	77	61
3/9	UTSA	WAC	H	W	71	51
3/14	UT Arlington	WACT	N1	L	46	61

N1-Las Vegas, Nev.

2013-14

Record: 18-14 | MW: 7-11, 8th
Home: 13-5 | Away: 4-7 | Neutral: 1-2

11/8	USC	H	W	78	65	
11/12	Southern Utah	H	W	90	57	
11/16	UC Santa Barbara	A	W	71	64	
11/23	Mississippi State	H	W	87	68	
11/26	Weber State	A	W	77	71	
11/30	BYU	N1	L	74	85	
12/7	Pacific	H	L	68	78	
12/14	Utah Valley	H	W	71	60	
12/19	Western Illinois	WVC	H	W	68	52
12/20	UC Santa Barbara	WVC	H	W-OT	77	71
12/21	Troy	WVC	H	W	71	50
12/28	San Diego Christian	H	W	84	53	
1/1	Air Force	MW	A	L	72	73
1/4	San Jose State	MW	H	W	86	67
1/11	Nevada	MW	A	L	54	62
1/15	Colorado State	MW	H	W	57	50
1/18	Boise State	MW	A	L	74	78
1/22	UNLV	MW	A	L	42	62
1/25	San Diego State	MW	H	L-OT	69	74
1/28	New Mexico	MW	H	L	65	78
2/1	Wyoming	MW	A	L	57	74
2/5	Nevada	MW	H	W	83	75
2/8	Boise State	MW	H	W	76	70
2/11	Colorado State	MW	A	W	71	62
2/15	UNLV	MW	H	L	62	73
2/18	San Diego State	MW	A	L	45	60
2/22	Fresno State	MW	H	L	76	79
2/25	New Mexico	MW	A	L	58	67
3/1	San José State	MW	A	W	75	58
3/5	Wyoming	MW	H	W	65	54
3/12	Colorado State	MWT	N2	W	73	69
3/13	San Diego State	MWT	N2	L	39	73

N1-Energy Solutions Arena (Salt Lake City, Utah) | N2-Las Vegas, Nev.

2014

QUICK FACTS
OUTLOOK
AGGIE BIOS
COACHES
OPONENTS
SEASON REVIEW
RECORDS
UNIVERSITY

1/3	Boise State	MW	A	W	62	61
1/7	Fresno State	MW	A	L	52	61
1/10	New Mexico	MW	H	L	60	66
1/17	Air Force	MW	H	W	71	59
1/20	Nevada	MW	A	W	70	54
1/24	UNLV	MW	A	L-OT	77	79
1/27	Wyoming	MW	H	W	56	44
1/31	San Diego State	MW	A	L	42	62
2/3	Boise State	MW	H	L	63	68
2/7	New Mexico	MW	A	W	63	60
2/10	Nevada	MW	H	W	75	62
2/18	San José State	MW	A	W	76	54
2/21	Fresno State	MW	H	W	85	79
2/24	UNLV	MW	H	W	83	65
2/28	Air Force	MW	A	W	74	60
3/4	Wyoming	MW	A	L	53	76
3/7	Colorado State	MW	H	L	70	75
3/12	Wyoming	MWT	N1	L	65	67



Coach: Tim Duryea (2016-18)
47-49 .490 (Three Seasons)

2015-16
Record: 16-15 | MW: 7-11, f-8th
Home: 10-6 | Away: 5-8 | Neutral: 1-1

11/13	Weber State	A	W	73	70	
11/17	Adams State	H	W	83	68	
11/20	Union (Tenn.)	H	W	73	49	
11/24	Utah Valley	H	W	81	55	
11/29	Duke	A	L	52	85	
12/1	Missouri State	MW/MVC	A	W	69	68
12/9	BYU	A	L	68	80	
12/12	UC Irvine	H	L	63	73	
12/21	UTRGV	GSH	H	W	94	69
12/22	Idaho State	GSH	H	W	69	58
12/23	North Dakota State	GSH	H	W	76	62
12/30	San José State	MW	A	W	80	71
1/2	San Diego State	MW	H	L	67	70
1/5	Boise State	MW	H	L	61	76
1/9	New Mexico	MW	A	L	59	77
1/12	Air Force	MW	H	W	79	60
1/16	Colorado State	MW	A	W	96	92
1/19	UNLV	MW	H	L	68	80
1/23	San Diego State	MW	A	L	55	70
1/30	Nevada	MW	H	L	84	89
2/2	Boise State	MW	A	L	67	70
2/6	Wyoming	MW	A	L	65	84
2/9	New Mexico	MW	H	W	80	72
2/17	Colorado State	MW	H	W	72	59
2/20	Fresno State	MW	A	L	68	75
2/24	Nevada	MW	A	L	68	73
2/27	San José State	MW	H	W	88	70
3/1	Air Force	MW	A	W	78	65
3/5	Fresno State	MW	H	L	85	86
3/9	Wyoming	MWT	N1	W	88	70
3/10	San Diego State	MWT	N1	L	65	71

N1 - Las Vegas, Nev.

2016-17
Record: 14-17 | MW: 7-11, f-8th
Home: 10-5 | Away: 3-8 | Neutral: 1-4

11/11	UC Irvine	A	W	72	56	
11/14	NJIT	CNC	H	W	93	84
11/19	Idaho State	CNC	H	W	85	51
11/22	Purdue	CNC	N1	L	64	85
11/23	Texas Tech	CNC	N1	L	51	75
11/30	BYU	BHC	N2	L	63	77
12/3	Indiana State	MW/MVC	H	L	61	62
12/6	Great Falls	H	W	84	51	
12/10	Utah Valley	A	W-OT	80	79	
12/19	New Orleans	H	W	76	66	
12/21	Weber State	H	L	71	77	
12/28	Boise State	MW	H	L	80	83
12/31	Air Force	MW	A	L	73	78
1/4	New Mexico	MW	H	W	79	75
1/7	UNLV	MW	H	W	79	63
1/11	Wyoming	MW	A	L	87	95
1/14	San Diego State	MW	A	L	55	74
1/21	Colorado State	MW	H	L	56	64
1/24	New Mexico	MW	A	L	61	74
1/28	Fresno State	MW	H	W	78	65
2/1	Nevada	MW	H	W	74	57
2/4	Boise State	MW	A	L	70	72

2/7	Colorado State	MW	A	L	52	69
2/11	Wyoming	MW	H	W	81	74
2/15	San Diego State	MW	H	L	62	66
2/18	Nevada	MW	A	L	66	77
2/22	San José State	MW	A	W	81	75
2/25	Air Force	MW	H	W	89	58
3/1	UNLV	MW	A	L	59	66
3/8	San José State	MWT	N3	W	90	64
3/9	Nevada	MWT	N3	L	69	83

N1 - Cancun, Mexico; N2 - Vivint Smart Home Arena (SLC); N3 - Las Vegas, Nev.

2017-18
Record: 17-17 | MW: 8-10, f-7th
Home: 11-4 | Away: 2-11 | Neutral: 4-2

11/10	Weber State	A	L	59	65	
11/13	Montana State	H	W	81	73	
11/15	Mississippi Valley State	H	W	83	47	
11/18	Gonzaga	PK80	A	L	66	79
11/20	Portland State	PK80	N1	L	79	83
11/24	Northeastern	PK80	N2	W	71	67
11/25	New Hampshire	PK80	N2	W	77	63
11/28	Valparaiso	MW/MVC	A	L	65	72
12/2	BYU	H	L	66	75	
12/6	UC Irvine	H	W	62	59	
12/9	Utah	BHC	N3	L	67	77
12/16	Life Pacific	H	W	96	62	
12/20	Youngstown State	H	W	91	74	
12/27	San José State	MW	H	W	86	72
12/20	San Diego State	MW	A	L	59	79
1/3	Fresno State	MW	H	W-OT	81	79
1/6	UNLV	MW	A	W	85	78
1/10	Colorado State	MW	H	L	75	84
1/13	Nevada	MW	A	L	57	83
1/17	Boise State	MW	A	L	67	71
1/20	Wyoming	MW	H	L	77	85
1/24	Air Force	MW	H	W	71	49
1/27	Fresno State	MW	A	W	65	62
1/31	New Mexico	MW	H	W	89	80
2/7	Wyoming	MW	A	L	65	83
2/10	Boise State	MW	H	W	71	65
2/14	New Mexico	MW	A	L	63	78
2/17	Nevada	MW	H	L	87	93
2/24	Air Force	MW	A	L	65	75
2/28	San José State	MW	A	L	62	64
3/3	UNLV	MW	H	W	79	67
3/7	Colorado State	MWT	N4	W	76	65
3/8	Boise State	MWT	N4	W	78	75
3/9	New Mexico	MWT	N4	L	68	83

N1 - Portland, Ore. (Veterans Memorial Coliseum); N2 - Nashville, Tenn. (Municipal Auditorium); N3 - Salt Lake City, Utah (Vivint Smart Home Arena); N4 - Las Vegas, Nev.



Coach: Craig Smith (2019-21)
74-24 .755 (Three Seasons)

2018-19
Record: 28-7 | MW: 15-3, f-1st
Home: 14-1 | Away: 9-4 | Neutral: 5-2
Mountain West Regular Season/Tournament Champion
NCAA Tournament Participant

11/6	Montana State	A	W	101	71	
11/9	Hartford	MGM	H	W	100	73
11/13	Mississippi Valley State	H	W	94	59	
11/16	Utah Valley	MGM	H	W	65	46
11/19	Saint Mary's	MGM	N1	W	80	63
11/21	Arizona State	MGM	N1	L	82	87
11/28	Northern Iowa	MW/MVC	H	W	71	52
12/1	UC Irvine	A	W	89	65	
12/5	BYU	A	L	80	95	
12/8	Weber State	BHC	N2	W	76	67
12/15	Alabama State	H	W	86	48	
12/20	Houston	A	L	50	60	
12/28	Eastern Oregon	H	W	84	57	
1/2	Nevada	MW	A	L	49	72
1/5	Air Force	MW	H	W	79	62
1/9	Fresno State	MW	H	L	77	78
1/12	Wyoming	MW	A	W	71	55
1/16	San José State	MW	A	W	81	63
1/19	Colorado State	MW	H	W	87	72
1/26	New Mexico	MW	H	W	68	66
1/30	San José State	MW	H	W	103	73
2/2	UNLV	MW	H	W	82	65
2/5	Fresno State	MW	A	W	82	81

2/9	San Diego State	MW	A	L	63	68
2/13	Wyoming	MW	H	W	76	59
2/16	Air Force	MW	A	W	76	62
2/20	New Mexico	MW	H	W	71	55
2/23	Boise State	MW	A	W-OT	78	71
2/26	San Diego State	MW	H	W	70	54
3/2	Nevada	MW	H	W	81	76
3/5	Colorado State	MW	A	W-OT	100	96
3/14	New Mexico	MWT	N3	W	91	83
3/15	Fresno State	MWT	N3	W	85	60
3/16	San Diego State	MWT	N3	W	64	57
3/22	Washington	NCAA	N4	L	61	78

N1 - Las Vegas, Nev. (T-Mobile Arena); N2 - Salt Lake City, Utah (Vivint Smart Home Arena); N3 - Las Vegas, Nev. (Thomas & Mack Center); N4 - Columbus, Ohio (Nationwide Arena)

2019-20
Record 26-8 | MW: 12-6, f-2nd
Home: 15-1 | Away: 4-6 | Neutral: 7-1
Mountain West Tournament Champion

11/5	Montana State	H	W	81	73	
11/8	Weber State	H	W	89	34	
11/12	Denver	H	W	97	56	
11/15	North Carolina A&T	JC	H	W	81	54
11/18	UTSA	H	W	82	50	
11/22	LSU	JC	N1	W	80	78
11/24	North Texas	JC	N1	W	68	59
11/29	Saint Mary's	A	L	73	81	
12/4	San José State	MW	A	W	71	59
12/7	Fresno State	MW	H	W-OT	77	70
12/10	Saint Katherine	H	W	94	49	
12/14	BYU	BHC	N2	L	64	68
12/18	South Florida	BG	N3	W-OT	76	74
12/21	Florida	OBBC	N4	W	65	62
12/28	Eastern Oregon	H	W	129	61	
1/1	UNLV	MW	A	L	53	70
1/4	San Diego State	MW	H	L	68	77
1/7	Air Force	MW	A	L	60	79
1/11	Nevada	MW	H	W	80	70
1/18	Boise State	MW	A	L-OT	83	88
1/21	Air Force	MW	H	W	72	47
1/25	Colorado State	MW	H	W	77	61
1/28	Wyoming	MW	A	W	68	45
2/1	San Diego State	MW	A	L	68	80
2/5	UNLV	MW	H	W	69	54
2/8	Boise State	MW	H	W	70	61
2/11	Colorado State	MW	A	W	75	72
2/15	Fresno State	MW	A	W	71	59
2/19	Wyoming	MW	H	W	78	58
2/25	San José State	MW	H	W	94	56
2/29	New Mexico	MW	A	L	64	66
3/5	New Mexico	MWT	N5	W	75	70
3/6	Wyoming	MWT	N5	W	89	82
3/7	San Diego State	MWT	N5	W	59	56

NCAA Tournament canceled because of COVID-19 pandemic
N1 - Montego Bay, Jamaica; N2 - Salt Lake City, Utah (Vivint Smart Home Arena); N3 - Houston, Texas (Toyota Center); N4 - Sunrise, Fla. (BB&T Center); N5 - Las Vegas, Nev. (Thomas & Mack Center)

2020-21
Record: 20-9 | MW: 15-4, 2nd
Home: 10-2 | Away: 5-3 | Neutral: 5-4
Abbreviated schedule because of COVID-19 pandemic

11/25	VCU	BBMCC	N1	L	69	85
11/26	South Dakota St.	BBMCC	N1	L	59	83
11/27	Northern Iowa	BBMCC	N1	W	82	71
12/5	BYU	H	L	64	67	
12/8	Coll. of Idaho	H	W	90	64	
12/18	N. Colorado	H	W	63	50	
12/21	San José State	MW	H	W	107	62
12/23	San José State	MW	H	W	85	52
12/31	Air Force	MW	A	W	83	48
1/2	Air Force	MW	A	W	72	53
1/6	New Mexico	MW	N2	W	77	45
1/8	New Mexico	MW	N2	W	82	46
1/14	San Diego State	MW	H	W	57	45
1/16	San Diego State	MW	H	W	64	59
1/19	Colorado State	MW	H	W	83	64
1/21	Colorado State	MW	H	L	76	84
1/25	UNLV	MW	A	L	56	59
1/27	UNLV	MW	A	W	83	74
2/4	Fresno State	MW	A	W	69	53
2/17	Boise State	MW	A	L	70	79
2/19	Boise State	MW	A	L	77	81
2/26	Nevada	MW	H	W	75	72
2/28	Nevada	MW	H	W	87	66
3/4	Wyoming	MW	H	W	72	59
3/6	Fresno State	MW	A	W	57	51

3/11	UNLV	MWT	N3	W	74	53
3/12	Colorado State	MWT	N3	W	62	50
3/13	San Diego State	MWT	N3	L	57	68
3/19	Texas Tech	NCAA	N4	L	53	65

N1 - Sioux Falls, S.D. (Pentagon); N2 - Lubbock, Texas (Rip Griffin Center); N3 - Las Vegas, Nev. (Thomas & Mack Center); N4 - Bloomington, Ind. (Assembly Hall)



Coach: Ryan Odom
(2022-2023)
44-25 .638
Two Seasons

2021-22

Record: 18-16 | MW: 8-10, 7th
Home: 9-7 | Away: 4-7 | Neutral: 5-2

11/9	UC Davis		H	L	69	72
11/12	Richmond	VTC	N1	W	85	74
11/18	Penn	MBI	N2	W-2OT	87	79
11/19	New Mexico St.	MBI	N2	W	85	58
11/21	Oklahoma	MBI	N2	W	73	70
11/27	UT Arlington		H	W	80	61
11/29	Carroll Coll. (Mont.)		H	W	93	63
12/2	Saint Mary's		H	L	58	60
12/8	BYU		A	L	71	82
12/11	New Orleans		H	W	82	50
12/15	Weber State		A	W	95	80
12/18	Iowa		N3	L	75	94
12/21	Portland State		H	W	81	62
12/29	Air Force	MW	A	L	47	49
1/8	New Mexico	MW	A	W-OT	90	87
1/12	Colorado State	MW	A	L	72	77
1/15	Wyoming	MW	H	L	69	71
1/18	Fresno State	MW	A	L	54	61
1/20	Boise State	MW	H	L	59	62
1/26	San Diego State	MW	H	W	75	57
1/29	Nevada	MW	A	W	78	49
2/1	Air Force	MW	H	W	73	46
2/3	San José State	MW	H	W	78	62
2/5	UNLV	MW	H	W	90	75
2/8	Wyoming	MW	A	L-OT	76	78
2/11	Nevada	MW	H	L	72	85
2/15	San Diego State	MW	A	L	56	75
2/19	Boise State	MW	A	L	57	68
2/22	New Mexico	MW	H	W	81	56
2/26	Colorado State	MW	H	L	55	66
3/4	San José State	MW	A	W	75	51
3/9	Air Force	MWT	N4	W	83	56
3/10	Colorado State	MWT	N4	L	51	53
3/15	Oregon	NIT	H	L	72	83

N1 - Annapolis, Md. (U.S. Naval Academy); N2 - Conway, S.C. (HTC Center); N3 - Sioux Falls, S.D. (Sanford Pentagon); N4 - Las Vegas, Nev. (Thomas & Mack Center)

2022-23

Record: 26-9 | MW: 13-5, 1st
Home: 14-2 | Away: 6-4 | Neutral: 6-3

11/7	Utah Valley		H	W	75	58
11/11	Bradley		H	W	84	62
11/14	Santa Clara		H	W	96	74
11/17	San Diego		A	W, OT	91	89
11/22	Oral Roberts		H	W	95	85
12/1	Utah Tech		H	W	86	81
12/4	San Francisco		N1	W	82	64
12/10	Loyola Marymount		N2	W	79	67
12/15	Westminster (UT)		H	W	106	68
12/19	Weber State		H	L	72	75
12/22	Seattle University	DHC	N3	W	84	56
12/23	SMU	DHC	N3	L	74	77
12/25	Washington State	DHC	N3	W	82	73

12/31	Fresno State	MW	H	W	67	54
1/3	Air Force	MW	A	W	77	65
1/7	Boise State	MW	A	L	59	82
1/10	Wyoming	MW	H	W	83	63
1/13	Nevada	MW	A	L	70	85
1/17	UNLV	MW	H	W	75	71
1/21	San José State	MW	H	W	75	74
1/25	San Diego State	MW	A	L	75	85
1/28	Fresno State	MW	A	W	70	53
2/1	New Mexico	MW	H	W	84	73
2/4	Colorado State	MW	A	W	88	79
2/8	San Diego State	MW	H	L	61	63
2/11	San José State	MW	A	L	64	69
2/14	Air Force	MW	H	W	80	65
2/18	Nevada	MW	H	W	75	66
2/21	Wyoming	MW	A	W	65	55
3/1	UNLV	MW	A	W	91	66
3/4	Boise State	MW	H	W	86	73
3/9	New Mexico	MWT	N4	W	91	76
3/10	Boise State	MWT	N4	W	72	62
3/11	San Diego State	MWT	N4	L	57	62
3/16	Missouri	NCAA	N5	L	65	76

N1 - San Francisco, California (Chase Center); N2 - Las Vegas, Nevada (Michelob ULTRA Arena); N3 - Honolulu, Hawaii (SimpliFi Arena at Stan Sheriff Center); N4 - Las Vegas, Nevada (Thomas & Mack Center); N5 - Sacramento, California (Golden 1 Center)



Coach: Danny Sprinkle
(2024)
28-7 .800

2023-24

11/6	South Dakota Mines		H	W	101	48
11/11	Bradley		A	L, OT	66	72
11/14	Southern Utah		H	W	93	84
11/19	Marshall	CIC	N1	W	81	60
11/20	Akron	CIC	N1	W	65	62
11/21	Stephen F. Austin	CIC	N1	W	79	49
11/28	Saint Louis		A	W	81	76
12/2	UC Irvine		H	W	79	69
12/6	San Diego		H	W	108	81
12/9	Northwest Nazarene		H	W	84	53
12/13	Santa Clara		A	W	84	82
12/16	San Francisco		N2	W	54	53
12/22	East Tennessee State		H	W	80	65
1/2	Air Force	MW	A	W	88	60
1/6	Colorado State	MW	H	W	77	72
1/9	Wyoming	MW	H	W	83	59
1/13	UNLV	MW	A	W	87	86
1/16	New Mexico	MW	A	L	86	99
1/20	Fresno State	MW	H	W	83	62
1/27	Boise State	MW	A	W, OT	90	84
1/30	San José State	MW	H	W	82	61
2/3	San Diego State	MW	A	L	67	81
2/6	Nevada	MW	H	L	63	77
2/10	Boise State	MW	H	W	80	61
2/14	Wyoming	MW	A	W	84	76
2/17	Colorado State	MW	A	L	55	75
2/20	San Diego State	MW	H	W	68	63
2/27	Fresno State	MW	A	W, OT	77	73
3/1	Air Force	MW	H	W	72	60
3/6	San José State	MW	A	W	90	70
3/9	New Mexico	MW	H	W	87	85
3/14	Fresno State	MWT	N3	W, OT	87	75
3/15	San Diego State	MWT	N3	L	70	86
3/22	TCU	NCAA	N4	W	88	72
3/24	Purdue	NCAA	N4	L	67	106

N1 - Grand Cayman, Cayman Islands (John Gray Gym); N2 - Salt Lake City, Utah (Delta Center); N3 - Las Vegas, Nevada (Thomas & Mack Center); N4 - Indianapolis, Indiana (Gainbridge Fieldhouse)

KEY TO TOURNAMENTS
AAC-All-American City Invitational; ACT-All-College Tournament; AIAC-Athletes In Action Classic; BB-ESPN BracketBuster Game; BBC-Big Blue Classic; BBMCC - Bad Boy Mower Crossover Classic; BHC - Beehive Classic; BI-Big Island Invitational; BGT-Blue Grass Tournament; BTI-Basketball Travelers Invitational; BW-Big West Conference Game; BWT-Big West Conference Tournament; CAC-Carrier Classic; CC-Cougar Classic; CIC-Cayman Islands Classic; CIT-Collegelsider.com Tournament; CNC-Cancun Challenge; CS-Cowboy Shootout; DD-Duel in the Desert; DHC - Hawaiian Airlines Diamond Head Classic; EST-Early Season Tournament; FWC-Far West Classic; GAS-Great Alaska Shootout; GC-Gossner Foods Classic; GSH-Global Sports Hoops Showcase; HC-Hoosier Classic; HFT-Holiday Festival Tournament; IBC-InBank Classic; ILC-Illini Classic; INC-Indiana Classic; ISU-Idaho State Invitational; KI-Kentucky Invitational; LAC-LA. Classic; LC-Lobo Classic; LI-Longhorn Invitational; MBI - Myrtle Beach Invitational; MC - Milwaukee Classic; MI-Maui Invitational; MLC - MetLife Classic; MSAC - Mountain Stats Athletic Conference Game; MW - Mountain West Conference Game; MW/MVC - Mountain West/Missouri Valley Conference Challenge; MWT - Mountain West Tournament Game; PK80 - Phil Knight's 80th Birthday; RC - Rainbow Classic; SPI-South Padre Island Invitational; TOC-Top of the World Classic; VOC - Volunteer Classic; VTC - Veterans Classic; WAC-Western Athletic Conference Game; WACT-Western Athletic Conference Tournament; WVC-World Vision Challenge; WV-World Vision Invitational.

QUICK FACTS

OUTLOOK

AGGIE BIOS

COACHES

OPPONENTS

SEASON REVIEW

RECORDS

UNIVERSITY

1938-39
RECORD: 18-6 • NCAA TOURNAMENT (1-1)



Lower Row (L-R): Head Coach E.L. Romney, Manager Charles Jenkins, Assistant Coach Ken Vanderhoff.

Sitting (L-R): Lloyd Jacobsen, Stan Cook, Calvin Agricola, Ray Lindquist, Leonard James, John Broberg, Roland Reading, Bus Bingham.

Standing (L-R): Austin Hughes, Bill Evans, Harold Simpson, Ed Izatt, Floyd Morris, Clyde Morris, Charlie Clark, Howard Stone, Max Wilkins, Earl Winger.


1961-62
RECORD: 22-7 • NCAA TOURNAMENT (1-2)



Front Row (L-R): Randy Dow, Bill Puzey, Cornell Green, Phil Johnson, Mike Casey, Russ O'Leary, Darnell Haney.

Back Row (L-R): Assistant Coach Ev Sorensen, Norvel "Nog" Hansen, Joe Watts, Reid Goldsberry, Dennis Nate, Darrell Garn, Mark Hansen, Ron De Leon, Don Holman, Head Coach Ladell Andersen.

1962-63
RECORD: 20-7 • NCAA TOURNAMENT (0-1)




Front Row (L-R): Trainer Red Burnett, Gary Watts, Reid Goldsberry, Mark Hansen.

Middle Row (L-R): Head Coach Ladell Andersen, Bill Puzey, Rufus Hawkins, Joe Warfel, Ralph Hanson, Assistant Coach Ev Sorensen.

Back Row (L-R): Curtis Jensen, Mike Casey, Kent Jenson, Larry Angle, Phil Johnson, Troy Collier, Wayne Estes, Manager Dick Curry.

1963-64
RECORD: 21-8 • NCAA TOURNAMENT (1-2)



Front Row (L-R): Kent Hunsaker, Rudy Castruita, Gary Watts, Myron Long, Le Roy Walker.

Middle Row (L-R): Charlie Buckner, Ralph Hanson, Mickey Dittebrand, George Moffitt, Gene Widmer, Steve Jones, Delano Lyons.

Back Row (L-R): Trainer Red Burnett, Assistant Coach Ev Sorensen, Assistant Coach Mark Hansen, Larry Angle, Troy Collier, Wayne Estes, Manager Dick Curry, Head Coach Ladell Andersen.

1969-70
RECORD: 22-7 • NCAA TOURNAMENT (2-1)



Front Row (L-R): Jeff Tebbs, Manager Kay Englestead, Assistant Coach Dale Brown, Head Coach Ladell Andersen, Assistant Coach Gordon "Dutch" Belnap, Dick Wade.

Back Row (L-R): Terry Wakefield, Ed Epps, Ron Hatch, Marvin Roberts, Walter Bees, Tim Tollstrup, Chris Bean, John Erickson, Nate Williams, Paul Jeppesen.

1970-71
RECORD: 20-7 • NCAA TOURNAMENT (0-1)



Front Row (L-R): Assistant Coach Dale Brown, Bryan Pavlish, Pat Cooley, Ken Thompson, Jeff Tebbs, Terry Wakefield, Head Coach Ladell Andersen.

Back Row (L-R): Trainer Dick Melhart, Assistant Coach Dutch Belnap, Ed Epps, Dave Andersen, Walter Bees, Lafayette Love, Marvin Roberts, Robert Lauriski, Ron Hatch, Nate Williams.

1974-75
RECORD: 21-6 • NCAA TOURNAMENT (0-1)



Front Row (L-R): Assistant Coach Rod Tueller, Head Coach Dutch Belnap, Assistant Coach Jim Harick.

Back Row (L-R): Equipment manager Ken Seamons, Mike Rock, Blair Martineau, Craig Taylor, Ray Thompson, Jimmy Moore, Mark Tenhoeve, Ed Gregg, Mike Santos, Rich Haws, Darryl Owens, Jeff Meyer, Blair Reed, Gary Malmrose, Manager Wes Larsen.

1978-79
RECORD: 19-11 • NCAA TOURNAMENT (0-1)



Front Row (L-R): Rawlee Perkins, Keith Hood, Dave McCall, Haakon Austefjord, Dean Hunger, Preston Bailess, Leo Cunningham, Mark Miller, Brian Jackson, Craig Taylor, Russ Hafen, Keith McDonald, Rich McElrath, Steve Pinegar.

QUICK FACTS

OUTLOOK

AGGIE BIOS

COACHES

OPONENTS

SEASON REVIEW

RECORDS

UNIVERSITY

1979-80

Record: 19-8 • PCAA Champions • NCAA Tournament (0-1)



Front Row (L-R): Assistant Coach Tom Stewart, Head Coach Rod Tueller, Assistant Coach Dana Pagett, Graduate Assistant Pete Mathesius.

Back Row (L-R): Trainer Dave Slack, Larry Bergeson, Steve Pinegar, Keith Hood, Craig Taylor, Brian Jackson, Dean Hunger, Leo Cunningham, Mark Miller, Gary Beck, Haakon Austefjord, Edgar Wickliffe, Rich McElrath, Lance Washington, Manager Dee Jones.

1982-83

Record: 20-9 • NCAA Tournament (0-1)



Front Row (L-R): Joel Rotta, Jerome Wiley, Dave Belshe, Michael "Pokey" McCullough, Scott Harries, Eric Petersen, Mark Cutler, Ron Hansen, Gary Beck, Ron Ence, Greg Grant, Chris McMullin, Bob DeMarco, Lance Washington.

1987-88

Record: 21-10 • PCAA Tournament Champions • NCAA Tournament (0-1)



Front Row (L-R): Manager Mark Seegmiller, Jon Judkins, Reid Newey, Doug Gotcher, Kevin Nixon, Jeff Anderson, Chris Sheehan, Manager Ken Christensen.

Back Row (L-R): Equipment Manager Ken Seamons, Assistant Coach Kohn Smith, Assistant Coach Jimmy Moore, Jerry Davis, Dan Conway, Stan Pepek, Greg Housekeeper, Darren Johnson, Gilbert Pete, Nathan Grant, Trainer Dale Mildemberger, Head Coach Rod Tueller, Trainer Shauna Bolliger.

1997-98

RECORD: 25-8 • BIG WEST CHAMPIONS • NCAA TOURNAMENT (0-1)



Bottom Row (L-R): Marcus Saxon, Kevin Rice, Justin Jones, Donnie Johnson, Charles Brady, Dave Isaacson, Brandon Birch.

Top Row (L-R): Tyrone Allick, Rick Randall, Rashad Elliott, Pharoah Davis, Neal Geddes, Michael Jones, Mark Thurston.

1999-2000

RECORD: 28-6 • BIG WEST CHAMPIONS • NCAA TOURNAMENT (0-1)



Front Row (L-R): Bernard Rock, Academic Advisor Bre White, Trainer Mike Williams, Assistant Coach Randy Rahe, Head Coach Stew Morrill, Assistant Coach Don Verlin, Assistant Coach Mark Arce, Manager Darrell Young, Rashaun Thomas.

Back Row (L-R): K.C. Comadena, Dion Bailey, Tony Brown, Brennan Ray, Brad Wilden, Curtis Bobb, Dan Stewart, Dimitri Jorssen, Chad Evans, Jason Hendrian, Andre Mahorn, Shawn Daniels, Jason Napier, Troy Rolle.

2000-01

RECORD: 28-6 • BIG WEST TOURNAMENT CHAMPIONS • NCAA TOURNAMENT (1-1)



Front Row (L-R): Calvin Brown, Manager Erik Skinner, Trainer Mike Williams, Assistant Coach Randy Rahe, Head Coach Stew Morrill, Assistant Coach Don Verlin, Assistant Coach Mark Arce, Thomas Vincent.

Back Row (L-R): Bernard Rock, Michael Stowell, Dion Bailey, Curtis Bobb, Brennan Ray, Dan Stewart, Jeremy Vague, Dimitri Jorssen, Shawn Daniels, Chad Evans, Jason Napier, Toraino Johnson, Tony Brown, Nate Bullen.

2002-03

RECORD: 24-9 • BIG WEST TOURNAMENT CHAMPIONS • NCAA TOURNAMENT (0-1)



Front Row (L-R): Mark Brown, Calvin Brown, Trainer Mike Williams, Assistant Coach Randy Rahe, Head Coach Stew Morrill, Assistant Coach Don Verlin, Assistant Coach Tim Duryea, K.C. Comadena, Greg Patton.

Back Row (L-R): Michael Stowell, John Neil, Nate Harris, Desmond Penigar, Ian McVey, Mike Ahmad, Mike Puzey, Spencer Nelson, Chad Evans, Toraino Johnson, Cardell Butler, Ronnie Ross.

2004-05

RECORD: 24-8 • BIG WEST TOURNAMENT CHAMPIONS • NCAA TOURNAMENT (0-1)



Front Row (L-R): Cass Matheus, Marques Crane, Chris Huber, Tyler Williams, Calvin Brown, Jimmie Edwards, Jaycee Carroll, David Pak, Danny Gray.

Back Row (L-R): Jason Williams, Tai Wesley, Spencer Nelson, Nate Harris, Matt Formisano, John Neil, Ian McVey.

QUICK FACTS

OUTLOOK

AGGIE BIOS

COACHES

OPPONENTS

SEASON REVIEW

RECORDS

UNIVERSITY

QUICK FACTS

OUTLOOK

AGGIE BIOS

COACHES

OPONENTS

SEASON REVIEW

RECORDS

UNIVERSITY

2005-06
RECORD: 23-9 • NCAA TOURNAMENT (0-1)




Front Row (L-R): Humphrey Jackson, Chris Huber, Jaycee Carroll, Everett Morgan, Durrall Peterson, Mike Daniels, Mikel Watson, David Pak.
Back Row (L-R): Nick Hammer, Chaz Spicer, Nate Bendall, Steve Cobbley, Arvydas Vaitiekus, Cass Matheus, Nate Harris, Chris Session.

2008-09
RECORD: 30-5 • WAC CHAMPIONS • NCAA TOURNAMENT (0-1)



Front Row (L-R): Pooh Williams, Stavon Williams, Skyler Halford, Jaxon Myaer, Deremy Geiger, Jared Quayle, Richard Sirju.
Back Row (L-R): Modou Niang, Matt Formisano, Clint Lee, Tyler Newbold, Dominique Cooks, Brady Jardine, Tai Wesley, Gary Wilkinson.

2009-10
RECORD: 27-8 • WAC CHAMPIONS • NCAA TOURNAMENT (0-1)



Front Row (L-R): Modou Niang, Tai Wesley, Brady Jardine, Jared Quayle, Jaxon Myaer, Pooh Williams, Tyler Newbold, Matt Formisano, Nate Bendall.
Back Row (L-R): Morgan Grim, Tyrone White, E.J. Farris, Brian Green, Preston Easton, Chandler Smith, Preston Medlin, Anthony DiLoreto.

2010-11
RECORD: 30-4 • WAC CHAMPIONS • NCAA TOURNAMENT (0-1)



Front Row (L-R): Tyler Newbold, Ben Clifford, Morgan Grim, Nate Bendall, Brady Jardine, Matt Formisano, Brad Brown, Pooh Williams.
Back Row (L-R): Brockeith Pane, Leon Cooper Jr., E.J. Farris, Preston Medlin, Tai Wesley, Steven Thornton, Antonio Bumpus, James Walker III, Brian Green.

2018-19

RECORD: 27-8 • MW REGULAR SEASON/TOURNAMENT CHAMPIONS • NCAA TOURNAMENT (0-1)



Front Row (L-R): Justin Bean, Roche Grootfaam, Ben Fakira, Neemias Queta, Klay Stall, Quinn Taylor, Dwayne Brown Jr.
Back Row (L-R): Sam Merrill, Abel Porter, Diogo Brito, Brock Miller, John Knight III, Tauriawn Knight, Crew Ainge.

2019-20

RECORD: 26-8 • MW TOURNAMENT CHAMPIONS • NCAA TOURNAMENT**



Front Row (L-R): Carson Bischoff, Justin Bean, Diogo Brito, Alphonso Anderson, Marco Anthony, Sam Merrill, Abel Porter.
Back Row (L-R): Roche Grootfaam, Sean Bairstow, Liam McChesney, Trevin Dorius, Kuba Karwowski, Neemias Queta, Klay Stall, Brock Miller.

NCAA Tournament was canceled because of COVID-19 pandemic.

2020-21

RECORD: 20-9 • NCAA TOURNAMENT (0-1)



Front Row (L-R): Steven Ashworth, Max Shulga, Marco Anthony, Alphonso Anderson, Brock Miller, Karson Stastny, Rollie Worster.
Back Row (L-R): Sean Bairstow, Matthew Wickizer, Szymon Zapala, Kuba Karwowski, Trevin Dorius, Neemias Queta, Liam McChesney, Justin Bean

2022-23

RECORD: 26-9 • NCAA TOURNAMENT (0-1)



Team Members: Dan Akin, Steven Ashworth, Sean Bairstow, Landon Brenchley, Trevin Dorius, RJ Eytte-Rock, Mason Falslev, Taylor Funk, Conner Gillis, Zee Hamoda, Isaac Johnson, Rylan Jones, Connor Odom, Max Shulga, Szymon Zapala

QUICK FACTS

OUTLOOK

AGGIE BIOS

COACHES

OPPONENTS

SEASON REVIEW

RECORDS

UNIVERSITY

QUICK FACTS

OUTLOOK

AGGIE BIOS

COACHES

OPONENTS

SEASON REVIEW

RECORDS

UNIVERSITY

2023-24

RECORD: 28-7 • MW REGULAR SEASON CHAMPIONS • NCAA TOURNAMENT (1-1)



Front Row (L-R): Anthony Lorenzo (Director of Basketball Analytics), Jaxon Smith, Darious Brown II, Javon Jackson, Josh Uduje, Ian Martinez, Mason Falslev, Garrison Phelps, Landon Brenchley, Karson Templin, Jimmy Stitz (Strength and Conditioning Coach)

Back Row (L-R): Eric Brown (Assistant Coach), Andy Hill (Assistant Coach), Nigel Burris, Dallin Grant, Jackson Grant, Kalifa Sakho, Danny Sprinkle (Head Coach), Isaac Johnson, Max Agbonkpolo, Great Osobor, Chris Haslam (Assistant Coach), Johnny Hill (Assistant Coach – Director of Player Development), Xavier Bishop (Graduate Assistant)



Year	All	Conf.	Finish	Coach
1903-04	2-2	—	—	George Peter Campbell
1904-05	No Team			
1905-06	2-7	—	—	George Peter Campbell
1906-07	2-6	—	—	George Peter Campbell
1907-08	0-8	—	—	George A. Walker
1908-09	1-8	—	—	Clayton T. Teetzel
1909-10	3-7	—	—	Clayton T. Teetzel
1910-11	2-4	—	—	Clayton T. Teetzel
1911-12	2-6	—	—	Clayton T. Teetzel
1912-13	5-4	—	—	Clayton T. Teetzel
1913-14	10-4	—	—	Clayton T. Teetzel
1914-15	1-5	—	—	Joséph K. Jensen
1915-16	6-4	—	—	Joséph K. Jensen
1916-17	8-5	—	—	Joséph K. Jensen
1917-18	9-0	4-0	1st	Joséph K. Jensen
1918-19	6-3	2-2	2nd	Joséph K. Jensen
1919-20	2-0	1-0		E. Lowell Romney
1920-21	6-4	2-3	3rd	E. Lowell Romney
1921-22	8-3	3-3	3rd	E. Lowell Romney
1922-23	8-4	4-4	t-2nd	E. Lowell Romney
1923-24	6-6	3-5	3rd	E. Lowell Romney
1924-25	12-7	5-5	t-2nd	E. Lowell Romney
1925-26	13-5	8-4	1st	E. Lowell Romney
1926-27	11-3	9-3	2nd	E. Lowell Romney
1927-28	7-7	5-7	t-2nd	E. Lowell Romney
1928-29	8-10	4-8	3rd	E. Lowell Romney
1929-30	15-7	7-5	t-1st	E. Lowell Romney
1930-31	13-7	7-5	t-2nd	E. Lowell Romney
1931-32	7-15	2-10	4th	E. Lowell Romney
1932-33	10-12	3-8	3rd	E. Lowell Romney
1933-34	14-6	8-5	2nd	E. Lowell Romney
1934-35	17-5	9-3	1st	E. Lowell Romney
1935-36	17-9	9-3	1st	E. Lowell Romney
1936-37	6-9	5-7	t-3rd	E. Lowell Romney
1937-38	11-9	6-6	4th	E. Lowell Romney
1938-39	18-6	8-4	2nd	E. Lowell Romney
1939-40	11-7	7-5	t-3rd	E. Lowell Romney
1940-41	5-16	2-10	7th	E. Lowell Romney
1941-42	6-10	3-9	5th	Robert W. Burnett
1942-43	14-7	4-4	3rd	D.D. Young
1943-44	No Team			
1944-45	9-10	3-7	5th	D.D. Young
1945-46	7-12	2-10	6th	H.B. Lee
1946-47	14-10	6-6	t-3rd	H.B. Lee
1947-48	8-16	3-7	5th	Joe Whitesides
1948-49	10-21	4-16	5th	Joe Whitesides
1949-50	17-17	10-10	4th	Joe Whitesides
1950-51	12-22	6-14	t-5th	H. Cecil Baker
1951-52	16-15	9-5	t-2nd	H. Cecil Baker
1952-53	17-13	7-7	3rd	H. Cecil Baker
1953-54	14-13	7-7	t-4th	H. Cecil Baker
1954-55	15-7	9-5	t-3rd	H. Cecil Baker
1955-56	13-13	7-7	t-3rd	H. Cecil Baker
1956-57	11-13	7-7	5th	H. Cecil Baker

NCAA (1-1)

ALL-TIME ASSISTANT COACHES (Since 1959)	
Mark Arce	2000-2001
Ben Asher	2025-
Billy Bales	2022-23
Steve Barnes	1994, 1997-98
Tramel Barnes	2019
Lance Beckert	2007-12
Dutch Belnap	1969-72
William Bibb	1972
Jim Boatwright	1989-91
Bob Boyd	1994-95
Dale Brown	1969-71
Eric Brown	2024
Bryce Crawford	2022-23
Dick Curry	1976
Eric Daniels	2025-
Kermit Davis	1995-96
Nate Dixon	2022-23
Tim Duryea	2002-15
Kevin Dustin	1997-98
Tarvish Felton	2009-18
Cody Fueger	2013
Tony Fuller	1999
Steve Grabowski	2020-21
Austin Hansen	2019-21
Norvel Hansen	1964
Jim Harrick	1974-77
Chris Haslam	2024
Eric Haut	2025-
Andy Hill	2024
Johnny Hill	2024
Matt Henry	2022-23
Don Holst	2006
Justin Johnson	2019-21
Chris Jones	2009-16
Rick Karius	2019
Kelsey Knoche	2022-23
Bob Lauriski	1977
Anthony Lorenzo	2024
David Marek	2015-16
Pete Mathesius	1979
Jeff Meyer	1978
Dave Miller	1994-96
Jimmy Moore	1988-91
Spencer Nelson	2017-18
Dana Pagett	1978-82
Jesse Parker	2014-18
Leonard Perry	1996-98
Eric Peterson	2019-21
David Ragland	2019-21
Randy Rahe	1999-2004
Noah Ralby	2022-23
Dave Rice	2005
Mike Riley	1983-87
Mantoris Robinson	2025-
Kohn Smith	1988
Evan Sorenson	1959-64
Tim Stewart	1969
Tom Stewart	1981-87
Kyle Taylor	2017-18
Rod Tueller	1974-79
Don Verlin	1999-2008
Curran Walsh	2020-21
James Ware	2007-08
Louis Wilson	2016-18

- QUICK FACTS
- OUTLOOK
- AGGIE BIOS
- COACHES
- OPPONENTS
- SEASON REVIEW
- RECORDS
- UNIVERSITY



YEAR-BY-YEAR RECORDS



QUICK FACTS

OUTLOOK

AGGIE BIOS

COACHES

OPONENTS

SEASON REVIEW

RECORDS

UNIVERSITY

Year	All	Home	Away	Neutral	Conf.	Finish	Home	Away	Postseason	Coach
1957-58	4-20	3-6	1-14	0-0	3-11	7th	—	—	—	H. Cecil Baker
1958-59	19-7	10-1	9-4	0-2	10-4	t-2nd	—	—	—	H. Cecil Baker
1959-60	24-5	9-1	11-3	4-1	12-2	2nd	—	—	NIT (2-1)	H. Cecil Baker
1960-61	12-14	8-3	1-9	3-2	4-10	6th	—	—	—	H. Cecil Baker
1961-62	22-7	11-2	9-1	2-4	12-2	2nd	—	—	NCAA (1-2)	Ladell Andersen
1962-63	20-7	12-1	7-4	2-2	—	—	—	—	NCAA (0-1)	Ladell Andersen
1963-64	21-8	13-1	7-5	1-2	—	—	—	—	NCAA (1-2)	Ladell Andersen
1964-65	13-12	10-3	2-8	1-1	—	—	—	—	—	Ladell Andersen
1965-66	12-14	8-6	2-7	2-1	—	—	—	—	—	Ladell Andersen
1966-67	20-6	13-2	6-4	0-1	—	—	—	—	NIT (0-1)	Ladell Andersen
1967-68	14-11	10-3	4-8	—	—	—	—	—	—	Ladell Andersen
1968-69	9-17	7-5	2-12	—	—	—	—	—	—	Ladell Andersen
1969-70	22-7	13-1	6-5	3-1	—	—	—	—	NCAA (2-1)	Ladell Andersen
1970-71	20-7	13-3	4-4	3-0	—	—	—	—	NCAA (0-1)	Ladell Andersen
1971-72	12-14	8-5	4-9	—	—	—	—	—	—	T.L. Plain
1972-73	16-10	12-3	4-7	—	—	—	—	—	—	T.L. Plain
1973-74	16-10	14-0	1-9	1-1	—	—	—	—	—	Dutch Belnap
1974-75	21-6	13-1	8-4	0-1	—	—	—	—	NCAA (0-1)	Dutch Belnap
1975-76	14-12	8-3	5-7	1-2	—	—	—	—	—	Dutch Belnap
1976-77	15-12	12-3	2-9	1-0	—	—	—	—	—	Dutch Belnap
1977-78	21-7	16-1	5-6	—	—	—	—	—	NIT (0-1)	Dutch Belnap
1978-79	19-11	13-1	3-8	3-2	9-5	t-2nd	7-0	2-5	NCAA (0-1)	Dutch Belnap
1979-80	19-8	11-2	7-4	1-2	11-2	1st	6-1	5-1	NCAA (0-1)	Rod Tueller
1980-81	12-16	6-6	5-9	1-1	5-9	t-5th	3-4	2-5	—	Rod Tueller
1981-82	4-23	3-8	1-12	0-3	2-12	8th	2-5	0-7	—	Rod Tueller
1982-83	20-9	14-2	6-5	0-2	10-6	3rd	6-2	4-4	NCAA (0-1)	Rod Tueller
1983-84	19-11	10-3	9-6	0-2	12-6	4th	8-1	4-5	NIT (0-1)	Rod Tueller
1984-85	17-11	10-3	7-7	0-1	10-8	t-4th	6-3	4-5	—	Rod Tueller
1985-86	12-16	7-6	4-9	1-1	8-10	t-6th	6-3	2-7	—	Rod Tueller
1986-87	15-16	10-3	3-10	2-3	8-10	7th	7-2	1-8	—	Rod Tueller
1987-88	21-10	10-3	7-6	4-1	13-5	t-2nd	8-1	5-4	NCAA (0-1)	Rod Tueller
1988-89	12-16	8-4	3-11	1-1	10-8	t-4th	7-2	3-6	—	Kohn Smith
1989-90	14-16	9-6	5-8	0-2	8-10	5th	4-5	4-5	—	Kohn Smith
1990-91	11-17	8-4	2-12	1-1	8-10	t-4th	7-2	1-8	—	Kohn Smith
1991-92	16-12	11-3	4-8	1-1	10-8	5th	9-1	1-7	—	Kohn Smith
1992-93	10-17	7-6	3-10	0-1	7-11	7th	4-5	3-6	—	Kohn Smith
1993-94	14-13	10-3	3-8	1-2	11-7	t-2nd	7-2	4-5	—	Larry Eustachy
1994-95	21-8	13-4	7-3	1-1	14-4	1st	7-2	7-2	NIT (0-1)	Larry Eustachy
1995-96	18-15	12-3	5-8	1-4	10-8	4th	7-2	3-6	—	Larry Eustachy
1996-97	20-9	13-2	5-6	2-1	12-4	t-1st E	8-0	4-4	—	Larry Eustachy
1997-98	25-8	15-0	6-7	4-1	13-3	1st E	8-0	5-3	NCAA (0-1)	Larry Eustachy
1998-99	15-13	13-2	2-9	0-2	8-8	t-4th E	7-1	1-7	—	Stew Morrill
1999-00	28-6	15-1	9-3	4-2	16-0	1st E	8-0	8-0	NCAA (0-1)	Stew Morrill
2000-01	28-6	15-0	7-4	6-2	13-3	2nd	8-0	5-3	NCAA (1-1)	Stew Morrill
2001-02	23-8	14-2	7-5	2-1	13-5	t-1st	8-1	5-4	NIT (0-1)	Stew Morrill
2002-03	24-9	12-2	7-6	5-1	12-6	3rd	7-2	5-4	NCAA (0-1)	Stew Morrill
2003-04	25-4	15-1	10-2	0-1	17-1	t-1st	9-0	8-1	NIT (0-1)	Stew Morrill
2004-05	24-8	14-1	6-5	4-2	13-5	2nd	8-1	5-4	NCAA (0-1)	Stew Morrill
2005-06	23-9	14-2	7-6	2-1	11-5	t-2nd	6-2	5-3	NCAA (0-1)	Stew Morrill
2006-07	23-12	13-1	5-11	5-0	9-7	4th	7-1	2-6	NIT (0-1)	Stew Morrill
2007-08	24-11	17-0	5-9	2-2	12-4	t-1st	8-0	4-4	NIT (0-1)	Stew Morrill
2008-09	30-5	17-0	11-3	2-2	14-2	1st	8-0	6-2	NCAA (0-1)	Stew Morrill
2009-10	27-8	17-1	8-5	2-2	14-2	1st	8-0	6-2	NCAA (0-1)	Stew Morrill
2010-11	30-4	17-0	11-3	2-1	15-1	1st	8-0	7-1	NCAA (0-1)	Stew Morrill
2011-12	21-16	17-5	4-10	0-1	8-6	4th	5-2	3-4	CIT (4-1)	Stew Morrill
2012-13	21-10	14-4	7-5	0-1	11-7	5th	6-5	5-4	—	Stew Morrill
2013-14	18-14	13-5	4-7	1-2	7-11	8th	5-4	2-7	—	Stew Morrill



YEAR-BY-YEAR RECORDS



Year	All	Home	Away	Neutral	Conf.	Finish	Home	Away	Postseason	Coach
2014-15	18-13	11-5	7-7	0-1	11-7	t-4th	6-3	5-4	—	Stew Morrill
2015-16	16-15	10-6	5-8	1-1	7-11	t-8th	4-5	3-6	—	Tim Duryea
2016-17	14-17	10-5	3-8	1-4	7-11	t-8th	6-3	1-8	—	Tim Duryea
2017-18	17-17	11-4	2-11	4-2	8-10	t-7th	6-3	2-7	—	Tim Duryea
2018-19	28-7	14-1	9-4	5-2	15-3	t-1st	8-1	7-2	NCAA (0-1)	Craig Smith
2019-20	26-8	15-1	4-6	7-1	12-6	t-2nd	8-1	4-5	NCAA**	Craig Smith
<i>**2020 NCAA Tournament was canceled because of the COVID-19 pandemic**</i>										
2020-21	20-9	10-2	5-3	5-4	15-4	2nd	8-1	7-3	NCAA (0-1)	Craig Smith
2021-22	18-16	9-7	4-7	5-2	8-10	7th	5-4	3-6	NIT (0-1)	Ryan Odom
2022-23	26-9	14-2	6-4	6-3	13-5	t-2nd	8-1	5-4	NCAA (0-1)	Ryan Odom
2023-24	28-7	14-1	8-4	6-2	14-4	1st	8-1	6-3	NCAA (1-1)	Danny Sprinkle

Conference Affiliations

1918-37	Rocky Mountain
1938-62	Mountain States
1979-2005	PCAA/Big West
2006-2012	Western Athletic Conference
2013-	Mountain West Conference

ALL-TIME COACHING RECORDS

Coach	Years	Seasons	Games	Won	Lost	Pct.	Conf. Champs.	NCAA Appear.	NIT Appear.	CIT Appear.
George Peter Campbell	1904, 06-07	3	21	6	15	.286	—	—	—	—
George A. Walker	1908	1	8	0	8	.000	—	—	—	—
Clayton T. Teetzel	1909-14	6	56	23	33	.411	—	—	—	—
Joséph K. Jensen	1915-19	5	47	30	17	.638	1	—	—	—
E. Lowell Romney	1920-41	22	382	225	157	.589	4	1	—	—
Robert W. Burnett	1942	1	16	6	10	.375	—	—	—	—
D.D. Young	1943, 45	2	40	23	17	.575	—	—	—	—
H.B. Lee	1946-47	2	43	21	22	.488	—	—	—	—
Joe Whitesides	1948-50	3	89	35	54	.393	—	—	—	—
H. Cecil Baker	1951-61	11	299	157	142	.528	—	—	1	—
Ladell Andersen	1962-71	10	269	173	96	.643	—	5	1	—
T.L. Plain	1972-73	2	52	28	24	.538	—	—	—	—
Dutch Belnap	1974-79	6	164	106	58	.646	—	2	1	—
Rod Tueller	1980-88	9	259	139	120	.537	1	3	1	—
Kohn Smith	1989-93	5	141	63	78	.447	—	—	—	—
Larry Eustachy	1994-98	5	151	98	53	.649	3	1	1	—
Stew Morrill	1999-2015	17	558	402	156	.720	7	8	4	1
Tim Duryea	2015-18	3	96	47	49	.490	—	—	—	—
Craig Smith	2019-21	3	98	74	24	.755	2	3	—	—
Ryan Odom	2022-23	2	69	44	25	.638	—	1	1	—
Danny Sprinkle	2024	1	35	28	7	.800	1	1	—	—
Jerrod Calhoun	2025-pres.									
Totals	119	119	2859	1710	1149	.598	19	25	10	1

NOTE: USU did not field a team in 1905 or 1944.

QUICK FACTS

OUTLOOK

AGGIE BIOS

COACHES

OPPONENTS

SEASON REVIEW

RECORDS

UNIVERSITY

QUICK FACTS

OUTLOOK

AGGIE BIOS

COACHES

OPONENTS

SEASON REVIEW

RECORDS

UNIVERSITY

A

Abrams, Marvin	1945, 47-48
Adams, Alma	1934
Adams, Boyd	1954-55
Adams, H.R.	1937
Agorastos, Chris	1959
Agricola, Calvin	1938-40
Ahmad, Mike	2002, 2004
Ainge, Crew	2018-19
Akin, Dan	2023
Allen, Aquilla	1942
Allick, Tyrone	1998-99
Allsop, Warren G.	1930-33
Andersen, LaDell	1949-51
Anderson, Alphonso	2020-21
Anderson, Dave	1955
Anderson, Greg	1981-82
Anderson, Hans	1913
Anderson, Jeff J.	1984-85
Anderson, Jeff O.	1985-88
Anderson, Kay	1945
Anderson, Lorin	1937-38
Anderson, Roddie	1994-95
Anderson, Wade	1961
Andreason, Grant	1936-38
Andrus, Leonard	1920
Angle, Larry	1963-64, 66
Anthony, Marco	2021
Ashworth, Steven	2021-2023
Austefjord, Haakon	1979-82
Auur, Don	1960

B

Bailess, Preston	1976-77, 79
Bailey, Dion	2000-01
Bailey, Larry	1956-57
Bairstow, Sean	2020-23
Baker, H. Cecil	1923-25
Barnaba, Ngor	2017
Barnes, Matt	1990-91
Bates, Jay	1957-58
Baugh, Evan	1940-42
Bean, Chris	1968-70
Bean, Justin	2019-22
Bearup, Todd	1987
Beck, Gary	1980, 83-85
Bees, Walter	1971
Beeton, Martell	1957-58
Bell, Dan	1986-87
Belliston, Carl	1931-32
Belliston, Garth	1945
Belshe, Dave	1982
Bendall, Nate	2006, 2010-11

C

Bennion, Donald	1930-31
Berger, Danny	2012-14
Bergeson, Larry	1980-82
Berrett, Ken	1949-50
Bingham, Delbert	1939-40
Birch, Brandon	1998-99
Blanton, Paul	1936
Boatwright, Jim	1972-74
Bobb, Curtis	2000-01
Bolton III, Henry	2015
Booth, Richard Lee	1955
Brady, Charles	1996-97
Briggs, Melvin	1942
Brito, Diogo	2017-20
Broberg, John	1937-39
Brossard, Edgar	1907-08
Brossard, Howard	1912
Brown, Brad	2011
Brown, Calvin	2002-05
Brown, Cordell	1952-55
Brown II, Darius	2024
Brown Jr., Dwayne	2018-19
Brown, Mark	2003-04
Brown, Tony	1999-2002
Bruneel, Mitch	2012
Bunce, Larry	1967
Bunker, Robert	1937
Burris, Nigel	
Butler, Cardell	2003-04
Butterfield, Spencer	2013-14

C

Call, Joséph	1929
Campbell, Everett	1930, 32-33
Carroll, Jaycee	2005-08
Casey, Mike	1962-63
Castleton, Stan	1969
Chappell, Albert	1989-90
Chesbro, Charles	1946-47
Child, Rawson	1948
Christensen, Guy	1932
Christensen, Ivan	1955-56
Clark, Charles	1939
Clark, Jack	1952-54
Clark, Kris	2007-08
Cleverly, James	1947
Clifford, Ben	2012-14
Clyde, George D.	1917
Coburn, John	1909
Collette, David	2015
Collier, Troy	1963-64
Condie, Frank	1953
Condie, Willmore	1945

D

Conley, Terry	1957
Conway, Dan	1986-89
Cook, Bert	1950-52
Cook, Lashbrook L.	1907-10
Cook, Sterling	1938
Cooley, Pat	1972
Cormier, Covington	1995
Cotten, Junsie	1993-94
Cowley, Floyd	1923
Crane, Bob	1958
Crookston, Burns	1942
Crookston, R. Burns	1912-13
Cropley, Virgil	1931-32
Crowther, Clifton	1923-25
Cullimore, Grant	1941
Cullimore, Grant	1942
Cullimore, Ralph	1958-60
Cunningham, Leo	1979-82
Curtis, Orrin	1942
Cutler, Mark	1983

D

Dailey, Roger	1990-92
Daley, Ernest	1907
Daniels, Shawn	2000-01
Dargenton, Alexis	2017-18
DaSilva, Carlito	1992-93
Davis, Carl	1927-30
Davis, Jerry	1988
Davis, Kyle	2014
Davis, Marcel	2013-14
Davis, Pharoah	1998-99
DeMarco, Bob	1982-83
Dittebrand, Mickey	1964-65
Dixon, Asael	1909
Dixon, Nate	1960
Done, Nathan K.	1948-50
Dorius, Trevin	2020-23
Dow, Randy	1962
Downs, Ralph	1949-51
Drakulich, Nick	1941
Dressen, Dan	1974
Drysdale, Elwood	1930-32
DuCharme, Stephen	2007-08
Ducich, Dan	1950
Dunn, Pat	1955-56
Durrant, Bill	1942
Durrant, Kent	1965

E

Earl, Michael	2007
Edsall, Leonard	1965
Edwards, Jimmie	2005

E


Egbert, Archie	1909
Egbert, Ivan	1909-11
Elliott, Rashad	1999
Ence, Ron	1983-84
Ennenga, Pete	1965-67
Epps, Ed	1969-71
Erickson, John	1969-70
Estes, Wayne	1963-65
Evans, Chad	2001-04
Evans, Lew	2016
Eytle-Rock, RJ	2022-23

F

Fakira, Ben	2019
Falslev, Mason	2024
Farris, E.J.	2011-12
Fivecoat, Gregg	1961
Floyd, Bill	1985-86
Floyd, Donald Joe	1961
Ford, Stish	1966
Formisano, Matt	2008-11
Fowers, Blair	1959
Franson, Eric	1991, 94-96
Fries, Brandon	1999
Funk, Randy	1990-91
Funk, Taylor	2023

G

Gardner, Dale	1952-53
Gardner, Rollie	1935-36
Gardner, Ruthon	1916
Gardner, Spencer	1951
Garff, Elmo	1935-38
Garff, Elmo Jr.	1959
Garn, Darrell	1959
Garn, Daryl	1962
Geddes, Dale	1955
Geddes, Neal	1998
Geiger, Deremy	2009
Gentry, Todd	1992-93
Gibbons, Robert	1926
Gilmore, Frank	1946-48
Gilmore, Frank C.	1947
Goates, Raeldon	1936-38
Gobbie, Tom	1950-51
Golding, Fred	1952
Goldsberry, Reid	1959, 62-63
Goodman, Jay	1991-93
Goodrich, Gary	1955
Gordon, Allen	1990-91
Gotcher, Doug	1988
Graham, Harley	1969
Grant, Greg	1983-86



Grant, Nathan 1985-89
 Green, Brian 2010-11
 Green, Cornell 1960-62
 Gregg, Ed 1975-76
 Griffen, Dick 1942
 Grim, Morgan 2011-12
 Grootfaam, Roche 2020
 Gutke, Ralph 1934

H
 Haggerty, Sam 1957-58
 Hale, Hal 1965-67
 Hale, Lyle 1945
 Halimon, Shaler 1967-68
 Hammer, Nick 2006-07
 Hammond, Owen Cyril 1922-24
 Hamoda, Zee 2022-23
 Hancock, Heber 1910-11
 Haney, Darnell 1961-62
 Hansen, Glen 1972
 Hansen, Harold 1933-35
 Hansen, Norvel "Nog" 1947-48
 Hansen, Ron 1983
 Hansen, Thad 1937
 Hanson, Percy 1920-22
 Hanson, Ralph 1963-64
 Harbertson, Bob 1952-54
 Harries, Scott 1982-83
 Harris, Nate 2003-06
 Harris, Rulon 1932
 Harris, Sean 2015
 Harris, Sterling 1922
 Harrison, O.J. 2007
 Harvey, Quenton 2004
 Hasen, Mark 1962-63
 Hatch, Ron 1970-72
 Hawley, Warren 1924-27
 Haws, Rich 1973-75
 Hay, Roderick 1992-93
 Hayes, Andy 1951-52
 Hazen, Frank 1949-50
 Henderson, Dean 1934-36
 Henrie, DeWayne 1928-29
 Henrie, Dwaine 1924-25
 Henson, Daron 2018
 Herman 1907
 Hobson, Ivan 1910-11
 Hoffman, Paul 1967
 Hoffman, Verne 1942-46
 Hoggan, Drummond 1938
 Holman, Don 1961-62
 Holmstead, Earl 1945-46
 Hood, Keith 1979-81
 Horvath, Brandon 2022

Houskeeper, Greg 1988-89
 Huber, Chris 2004-06
 Hughes, Austin 1941
 Hull, Bill 1952-54
 Hull, Don 1959-60
 Hunger, Dean 1977-80
 Hunsaker, Kent 1965-66
 Hunter, Novich 1995-96

I
 Ipsen, Bob 1958-59
 Isaacson, Dave 1997-98
 Isby, DeAngelo 2018
 Ivins, Lorraine 1922-24
 Izatt, Edwin 1939-41
 Izatt, George 1907

J
 Jackson, Brian 1980-81
 Jackson, Javon 2024
 Jacobsen, Lloyd 1938-39
 James, Leonard 1938-40
 James, Robert 1993
 Janicek, Norbert 2017
 Jardine, Brady 2009-11
 Jardine, Rich 1990-91
 Jarvis, Lester 1920
 Jarvis, Orin 1917-18
 Jean, Marvin 2013
 Jefferson, Jessie 1968-69
 Jensen, Sid 1960-61
 Jensen, Kent 1963
 Jeppeson, Paul 1968-70
 Johnson, Bart 1953-55
 Johnson, Carl 1915-16
 Johnson, Clarke 1946-47
 Johnson, Don 1956
 Johnson, Donnie 1998-99
 Johnson, Isaac 2024
 Johnson, Jerome 1985
 Johnson, Mike 1986-87
 Johnson, Phil 1962-63
 Johnson, Rollo Ray 1948-50
 Johnson, Toraino 2001-03
 Jones, Clarence 1965-67
 Jones, Elston 2015-16
 Jones, Justin 1996-98
 Jones, Michael 1998
 Jones, Norm 1947-49
 Jones, Rylan 2022
 Jones, Steve 1964-65
 Jones, William 1908
 Jorgensen, C. Percy 1947-50
 Jorgenson, Floyd 1907

Jorgenson, Lee 1946-48
 Jorssen, Dimitri 1999-2001
 Judkins, Jon 1986-88

K
 Kapple, Dixon Clarence 1916
 Karwowski, Kuba 2020
 Kemp, Jarobi 1994
 Kirby, Gordon 1956
 Kirk, Harvey 1920-21, 23-24
 Klotovich, Mark 1958
 Knight, Tauriawn 2019

L
 Lake, Sean 1990
 Lambert, Joe 1933-34
 Langston, Verl 1946
 Lauriski, Bob 1971-73
 Lee, Clint 2009
 Lewis, Dale 1945
 Lind, Richard 1959
 Lindley, Earl 1952-53
 Lindquist, Ray 1938-40
 Lindsay, Claude 1922
 Lockyer, Joe 1956-57
 Lofton, Brent 1990-92
 Long, Darrin 1964-65
 Long, Myron 2013
 Lopez, Matt 2013
 Love, Lafayette 1971-73
 Lyons, Delane 1962

M
 Mackbee, Earsell 1965
 Mahorn, Andre 2000
 Maker, Cecil 1923
 Malmrose, Gary 1974-77
 Marriott, Brent 1969
 Martindale, Addington 1926-28
 Martineau, Blair 1975-77
 Martinez, Ian 2024
 Matheus, Cass 2005-06
 Maughan, Conway 1945
 Maughan, Glen 1941-42
 Maughan, Joe 1921
 Maughan, Joseph 1922
 Maughan, Ralph 1942-46
 Mayne, Jack 1941
 McCullough, Michael 1982-84
 McDonald, Keith 1979
 McElrath, Rich 1979-80
 McEwen, Koby 2017-18
 McGlaston, JoJo 2014-15
 McMullin, Chris 1983-84

McMullin, Tommy 1916-17, 20-21
 McNeil, W.I. 1907
 McNeil, Frank 1933-35
 McVey, Ian 2004-05
 Medlin, Preston 2010, 2012-14
 Merrill, Sam 2017-20
 Meyer, Jeff 1976-77
 Mich'l, Ron 1959-60
 Miller, Brock 2019-22
 Miller, John 1950-51
 Miller, Mark 1979-80
 Mills, Silas 1995-96
 Moesinger, Gilbert 1931
 Mohr, Andy 1916-18, 20
 Mohr, Ernest 1912-13
 Moore, Brent 1996
 Moore, Grayson 2016
 Moore, Jalen 2014-17
 Moore, Jimmy 1973-75
 Morris, Clyde 1939-40
 Morris, Floyd 1939-40
 Mourtison, Grant 1945
 Murdock, Bob 1948-49
 Myaer, Jaxon 2009-10

N
 Napier, Jason 2001-02
 Nate, Dennis 1961-62
 Neil, John 2004-05
 Nelson, Clinton 1945
 Nelson, Spencer 1999, 2003-05
 Nesmith, Malloy 1992
 Newbold, Tyler 2008-11
 Newey, Reid 1984, 87-89
 Niang, Modou 2008-10
 Nielsen, Cantril 1924-28
 Nielsen, Lindy 1950
 Nielsen, Lynn 1949
 Nielson, Joséph 1918
 Nixon, Kevin 1985-88
 Noma'aea, Viko 2014-15

O
 O'Brien, Dennis 1966
 Olsen, Dave 1966
 Olsen, Oman 1938
 Osobor, Great 2024
 Owen, Cyril 1912-13
 Owens, Darryl 1974-77

P
 Packard, David Russell 1915
 Packer, Allen 1946
 Pak, David 2005-06



GREG GRANT



BRADY JARDINE



SAM MERRILL



JALEN MOORE

QUICK FACTS
OUTLOOK
AGGIE BIOS
COACHES
OPONENTS
SEASON REVIEW
RECORDS
UNIVERSITY

Pane, Brockeith	2011-12
Parkinson, Berkley	1937-38
Parkinson, Ezra B.	1907-08
Parkinson, Seth	1930-31
Parris, Jeff	1990
Parrish, Alan	1965-67
Patterson, Gary	1990-93
Patton, Greg	2003
Pavlish, Brian	1972-73
Pearre, Julion	2015-18
Penigar, Desmond	2002-03
Pepek, Stan	1988-89
Perkins, Darius	2015-16
Perkins, Rawlee	1977-79
Perry, Max	1959-61
Pete, Gilbert	1986-89
Peterson, Arden	1937-38
Peterson, Bob	1950-51
Peterson, D.	1909
Peterson, Durrall	2006-07
Peterson, Eric	1982-83
Peterson, Hugh	1912
Peterson, John	1913
Peterson, Preston	1907
Peterson, R.	1912-13
Petty, Cleo	1933-36
Pinegar, Steve	1977, 79-80
Polak, Frank	1956-58
Porter, Abel	2018-20
Powell, Les	1966-67
Price, Lewmar	1915
Putnik, John	1941
Puzey, Bill	1962-63
Puzey, Mike	2003

Q

Quayle, Jared	2009-10
Queta, Neemias	2019-21

R

Ramirez, Abie	1993
Randall, Rick	1998-99
Rasmuson, Mahlon	1949
Rasmussen, Paul	1960
Ray, Brennan	2000-02
Reading, Roland	1939-41
Reaveley, Joe	1958
Rector, Shane	2016-17
Reed, Blair	1974-76
Reed, Kyisean	2012-13
Reese, L. Lavern	1916
Reeve, Eldrow	1937-38
Remund, Clive	1930
Rice, Jim	1959

Rice, Kevin	1997-98
Ritchie, Roy	1960-61
Roberts, Marvin	1969-71
Robinson, Lamond	1921-24
Rock, Bernard	2000-01
Rock, Mike	1973-76
Rogers, Duane	1995-97
Roland, TeNale	2013-14
Rolle, Troy	1999-00
Rose, Trent	1993-94
Ross, Ronnie	2002-03
Roth, Steve	1965-66
Rotta, Joel	1983-84
Ruffner, Byron	1991
Ryan, Bill	1947
Ryan, Kent	1934-37
Ryan, Richard	1941

S

Sager, Charlie	1991-92
Sakho, Kalifa	2024
Sanders, Newell	1923-27
Santos, Mike	1975-78
Saxon, Marcus	1997-98
Schaub, George Wesley	1923
Schaub, Wesley George	1922
Schenk, Edward	1948
Schofield, Jerry	1959-60
Schumacher, Tony	1994
Session, Chris	2006-07
Sewell, Keith	1951
Sewell, Keith Arthur	1952
Shanks, Preston	2014
Shaw, Jarred	2013-14
Sheehan, Chris	1988-89
Shields, Marlin	1954-55
Shulga, Max	2021-23
Simms, Myron	1995
Simpson, Harold	1941
Skousen, Willard	1935-36
Smart, Theron	1928-29
Smith, Antwan	1995-97
Smith, Chris	2015-16
Smith, Driver Edwin	1921
Smith, Fred "Luckie"	1967
Smith, Jimmy	1967-68
Smith, Ted	1956-57
Smith, Tim	1965
Sorenson, Evan	1946-48
Spencer, Sydney	1920-21
Spizer, Chaz	2006-07
Spillers, Maurice	1994-95, 96-97
Spraggins, DeUndrae	2008
Springham, Bob	1951-54

Stephens, Desmond	2008
Stewart	1907
Stewart, Dan	1997, 2000
Stewart, Tom	1966-68
Stone, Harvey	1949
Stone, Jordan	2012-14
Stowell, Michael	2002-03
Sumsion, Glenn	1918

T

Tate, Sharon	1928-29
Taylor, Craig	1976, 79-80
Taylor, Quinn	2016-2019
Tebbs, Jeff	1970-72
Templin, Karson	2024
Tenhoeve, Mark	1973-75
Thayer, Jim	1958
Theus, Hal	1957-59
Thoesby, Adam	2012
Thomas, Rashaun	2000
Thompson, Ken	1971-72
Thompson, Ray	1973-75
Thurston, Mark	1998
Tollestrup, Tim	1968-70
Trane, Keith	1941-42
Tucker, Darrell	1951-54
Tueller, Tann	1984-86
Tuft, Don	1952-54
Turner, Sanchez	1993

U

Uduje, Josh	2024
-------------	------

V

Vague, Jeremy	2001-02
Vaitiekus, Arvydas	2007
Van Kampen, Rudolph	1932
Van Oreen, P.B.	1910
VanNoy, Jay	1947-48
Vincent, Thomas	2001-02

W

Wade, Dick	1968-70
Wade, Edward	1935-37
Wade, Ellis	1926-29
Wakefield, Terry	1970-72
Walbeck, Daryl	1958
Walker, Gilbert	1961
Walker III, James	2011
Walker, LeRoy	1964-65
Wankier, Udell A.	1945
Wardell, Clayton	1933-34
Warfel, Joe	1963
Washington, Lance	1981-83


Washington, Vince	1984-85
Watkins, Delos	1930-31
Watson, Elden	1935-36
Watson, Mikel	2007
Watts, Conley	1933-34
Watts, Gary	1960, 63-64
Watts, Joe	1962
Weiss, Jack	1952
Wesley, Tai	2008-11
West, Shelby	1933, 35-37
White, Darrel	1989-90
White, Tyrone	2010
Whitehead, Winifred	1909
Wickizer, Jon	1993-96
Wickizer, Nate	1992-95
Wickliffe, Edgar	1981
Widmer, Gene	1964
Wilbon, Tyler	1960-61
Wilcox, Elton	1931
Wiley, Jerome	1983-84
Wilkinson, Gary	2008-09
Willden, Brad	2000
Williams, Fred	1946
Williams, Harold	1926
Williams, Jason	2004-05
Williams, Kevin	2002
Williams, Nate	1970-71
Williams, Oscar	1975-77
Williams, Pooh	2008-11
Williams, Stavon	2009
Williams, Tyler	2004-05
Wilson, Mark	1977
Wimmer, Albert	1938
Womack, Jermaine	1995-96
Woodard, Corwin	1994-95
Woods, Verfis	1933-34
Woodside, Howard	1923-25
Worster, Rollie	2021
Wortley, Don	1955-56
Worley, Clyde	1919
Worthen, Alan	1960
Worthington, Glen	1926-29

Y

Yeates, LaRue	1932
Young, C. George	1930-32
Young, Terrell	2014
Youngblood, Kendall	1989-92

Z

Zapala, Szymon	2021-2022
----------------	-----------


DESMOND PINEGAR

MARVIN ROBERTS

TAI WESLEY

GARY WILKINSON