

AIR FORCE FALCONS

2023 FOOTBALL

GENERAL INFORMATION

Location: Colorado Springs, CO
Enrollment: 4,300
Founded: 1954
Nickname: Falcons
Colors (PMS): Blue (661), Silver (421)
Stadium (Cap): Falcon Stadium (37,655)*
Surface: FieldTurf (2018)
Conference: Mountain West
Superintendent: Lt. Gen. Richard Clark
Athletic Director: Nathan Pine
Ticket Phone: 719-472-1895
Website: GoAirForceFalcons.com
Mailing Address: 2168 Field House Dr.
USAF Academy, CO 80840

* - Temporary capacity due to construction

COACHING STAFF

Troy Calhoun (Air Force, 1989), 17th year
Head Coach
Marc Bacote (James Madison, 2010), 2nd year
Tight Ends
Jake Campbell (Air Force, 1996), 12th year
Slot Backs
Tim Horton (Arkansas, 1990), 3rd year
Running backs/Special Teams Coord.
Charlie Jackson (Air Force, 2000), 2nd year
Assistant Head Coach/Defensive Backs
Brian Knorr (Air Force, 1986), 12th year
Defensive Coordinator
Ken Lamendola (Air Force, 2011), 2nd year
Inside Linebackers
Steed Lobotzke (Air Force, 1992), 9th year
Offensive Line
Matt McGettigan (Luther, 1987), 17th year
Strength/Conditioning
Alex Means (Air Force, 2013), 6th year
Defensive Line
Brett Skene (Air Force, 2011), 3rd year
Specialists/Assistant Offensive Line
Taylor Stubblefield (Purdue, 2005), 1st year
Wide Receivers
Mike Thiessen (Air Force, 2001), 17th year
Offensive Coord./Quarterbacks
Nick Toth (Ohio, 1999), 2nd year
Safties
E.J. Whitlow (Findlay, 2010), 2nd year
Defensive Ends
Anthony Wright (Air Force, 2012), 2nd year
Defensive Assistant

Game Day Coaching Location

Field: Calhoun, Bacote, Campbell, Horton,
Jackson, Knorr, Lamendola, Lobotzke, Skene,
Stubblefield, Toth, Whitlow
Press Box: Means, Wright, Thiessen



Game
3

Air Force vs. Utah State

Friday, Sept. 15, 6 p.m. MT

Falcon Stadium (USAFA/Colorado Springs, CO)

THE GAME

- Air Force opens Mountain West play by hosting Utah State Friday, Sept. 15, at 6 p.m. in Falcon Stadium. The Falcons are 13-6 in Friday games under Head Coach Troy Calhoun.
- Air Force is 13-11 in MW openers dating back to 1999. The Falcons are 7-5 at home and 6-6 on the road. This season marks the second time in three seasons Air Force has opened conference play vs. Utah State.
- Air Force and Utah State meet for the 12th time overall and 11th as conference foes. The Falcons lead the overall series, 6-5, and are 5-5 in conference games. Air Force is 4-2 at home and 2-3 at Utah State. The Aggies have won the last two meetings.

BROADCAST INFORMATION

- **Television:** CBS Sports Network
Alex Del Barrio (play-by-play), Robert Turbin (analyst), Emily Proud (sidelines)
- **Radio:** KVOR AM 740 in Colorado Springs, 104.3 the Fan in Denver, SIRIUS XM 381
Jim Arthur (play-by-play), Jesse Kurtz (analyst)
- **Live Stats:** Stats.statsbroadcast.com

GENERAL INFORMATION

Category **Air Force**
Location Colorado Springs, CO
Website GoAirForceFalcons.com
Conference Mountain West
2022 Record 10-3 (5-3 MW/T2nd)

2023 Record 2-0 (0-0 MW)
Current Streak W 7
Rankings NR AP/RV USA Today
Last Week W 13-3 at Sam Houston
Next Week at San Jose State (9/22)

Head Coach Troy Calhoun
Alma Mater (Yr) Air Force (1989)
School Record 123-78 (17th season)
Career Record Same
Record vs. Opp 5-5

Utah State
Logan, UT
UtahStateAggies.com
Mountain West
6-7 (5-3 MW/T2nd)

1-1
W 1
NR/NR
W 78-28 vs. Idaho State
vs. James Madison (9/23)

Blake Anderson
Sam Houston State (1992)
18-11 (3rd season)
69-48 (10th season)
2-0

2023 AIR FORCE SCHEDULE

Day	Date	Time	Opponent (TV)	Series
Sat.	Sept. 2	11 a.m.	Robert Morris (Altitude)	W 42-7
Sat.	Sept. 9	6 p.m.	at Sam Houston (CBSSN)	W 13-3
Fri.	Sept. 15	6 p.m.	Utah State* (CBSSN)	AF leads 6-5
Fri.	Sept. 22	8:30 p.m.	at San Jose State* (FS1)	AF leads 4-2
Sat.	Sept. 30	6 p.m.	San Diego State* (CBSSN)	AF leads 20-17
Sat.	Oct. 14	5 p.m.	Wyoming* (CBSSN)	AF leads 30-27-3
Sat.	Oct. 21	10 a.m.	at Navy (CBS)	AF leads 33-22
Sat.	Oct. 28	5 p.m.	at Colorado State* (CBSSN)	AF leads 38-21-1
Sat.	Nov. 4	12:30 p.m.	Army# (CBSSN)	AF leads 38-18-1
Sat.	Nov. 11	10 p.m.	at Hawaii* (Spectrum)	AF leads 14-7-1
Sat.	Nov. 18	1:30 p.m.	UNLV* (CBSSN)	AF leads 18-6
Fri.	Nov. 24	2 p.m.	at Boise State* (FS1)	BSU leads 7-4

*-Mountain West game; #-Empower Field at Mile High; All times MT

MEDIA INFORMATION

MONDAY (9/11)	TUESDAY (9/12)	WEDNESDAY (9/13)	THURSDAY (9/14)	FRIDAY (9/15)	SATURDAY (9/16)	SUNDAY (9/17)
Practice 4-5:45 p.m.	Practice 4-5:45 p.m.	Practice 4-5:45 p.m.	Practice 4-5:45 p.m.	Game Day 6 p.m. MT	No Practice	No Practice
<ul style="list-style-type: none"> • No availability • No Photo / Video 	<ul style="list-style-type: none"> • Coach Calhoun press conference, 12:30 p.m. • Select Players, 1-1:30 p.m. • Photo/Video Pre-practice, periods 1-2 	<ul style="list-style-type: none"> • No availability 	<ul style="list-style-type: none"> • No availability 	Post-Game <ul style="list-style-type: none"> • Players/Coach Calhoun available following 10-minute cooling-off period in media room. • Players not available leaving the field 	<ul style="list-style-type: none"> • No availability 	<ul style="list-style-type: none"> • No availability

MEDIA GUIDELINES

Air Force has media availability on Tuesday of each game week. Media is allowed to photograph and video pre-practice and the first two periods (about 30 minutes). All photo and video must be done on the outside of the fields.

Coach Troy Calhoun and two Air Force players selected by the coach will be available on Tuesdays before practice. Calhoun will start at 12:30 p.m. followed by players from 1-1:30 p.m. All interviews will take place in the media room, located in the Cadet Field House.

Post-game interviews will take place in the media room in the tunnel at Falcon Stadium. Post-game for road games will be in a designated area, which will be announced each game. All interviews will be done in press conference style. Media wishing to come on base for any press conference or practices must notify Troy Garnhart to gain clearance to the base.

COACHES RADIO SHOW

Falcon Talk with Troy Calhoun, the weekly football radio show, airs each Wednesday on game weeks. The show will be broadcast live on KVOR AM 740 at the Rib and Chop House from 6:30 to 7:30 p.m. The show will be hosted by KVOR's Jim Arthur. Show dates include: Aug. 30, Sept. 6, 13, 20, 27, Oct. 11, 18, 25, Nov. 1, 8, 15 and 22.

AIR FORCE FOOTBALL HIGHLIGHTS

Highlights from each game, plus post-game interviews from head coach Troy Calhoun and select players are available by contacting Brian Jerman in FalconVision (719-333-2368; brian.jerman@usafa.edu).

FOLLOW THE FALCONS

Twitter:.....@AF_Football/@AF_Falcons

Facebook: AirForceFootball

Instagram: af_football

COLLEGEPRESSBOX.COM

CollegePressBox is the official media website for Division I football. Access and download game notes, quotes, statistics, media guides, headshots, logos and more for all FBS schools, conferences, postseason games, awards and the College Football Playoff. For access, please register for an account at collegepressbox.com/register.

collegepressbox

MEDIA CONTACTS

Troy Garnhart

Assoc. AD/Communications

Office: 719-333-9263

Cell: 719-649-5003

Email: troy.garnhart@afacademy.af.edu

Dave Toller

Asst. AD/Media Relations

Office: 719-333-3478

Cell: 719-396-0955

Email: dave.toller@afacademy.af.edu

Nick Arseniak

Assistant Director

Office: ... 719-333-9251

Cell: 719-510-2684

Email: nicholas.arseniak@afacademy.af.edu

Falcon Stadium Press Box Phone

719-333-1100

AIR FORCE FOOTBALL

THE SERIES

- Air Force and Utah State meet for the 12th time overall and 11th as conference foes.
- The Falcons lead the overall series, 6-5, and are 5-5 in conference games.
- Air Force is 4-2 at home and 2-3 at Utah State.
- Utah State has won two straight in the series.
- Prior to USU's two-game streak, Air Force had a two-game winning streak from 2019-20.
- Utah State defeated Air Force, 34-27, last season in Logan, Utah...the win snapped a streak of three straight wins by the road team
- The Aggies defeated Air Force, 49-45, in 2021 in the last meeting in Falcon Stadium.
- The teams first played Nov. 8, 1969 in Falcon Stadium resulting in a 38-13 Air Force win in the only non-conference game in the series.

Year by Year

1969 - AF 38-13 (H)
 2013 - USU 52-20 (H)
 2014 - USU 34-16 (A)
 2015 - AF 35-28 (H)
 2016 - AF 27-20 (A)
 2017 - AF 38-35 (H)
 2018 - USU 42-32 (A)
 2019 - AF 31-7 (H)
 2020 - AF 35-7 (A)
 2021 - USU 49-45 (H)
 2022 - USU 34-27 (A)
 (H/A) is for AFA

LAST SEASON

Utah State defeated Air Force, 34-27, in Logan to win its second straight over the Falcons. Brad Roberts and Haaziq Daniels scored on one-yard touchdown runs to stake the Falcons to a 14-13 halftime lead. Matthew Dapore made it 17-13 early in the third with a field goal before the Aggies took the lead, 20-17, on a Calvin Tyler touchdown run. Air Force answered with a Daniels to Amari Terry 40-yard touchdown pass to retake the lead, 24-20, with 13:33 to play. Utah State added a Cooper Legas to Terrell Vaughn touchdown pass to take a 27-24 lead. The Aggies cashed in an Air Force fumble with a Legas 32-yard touchdown run to extend the lead to 34-24. Dapore hit a 51-yard field goal to make up the final margin and the Aggies recovered the onside kick and ran out the clock to end it. Air Force finished with 359 total yards, including 264 rushing. Roberts led the way with 136 yards and a TD on 29 carries. The defense was led by TD Blackmon, who recorded career highs of 12 tackles and 3.0 tackles for loss. Utah State finished with 414 total yards, including 199 rushing and 228 passing.

LAST TIME IN FALCON STADIUM

(Sept. 18, 2021) Utah State defeated Air Force, 49-45, in Falcon Stadium in the Mountain West opener for both schools. The two teams combined for 1,247 total yards and 49 first downs. The Aggies came back from three double-digit deficits in the game, the last trailing 45-34 with 10:37 left in the game following a 39 yard touchdown run from Air Force quarterback Haaziq Daniels. The Aggies answered with a Andrew Peasley 72 yard touchdown pass to Deven Thompkins and a Peasley two-point conversion run made it 45-42 with 9:51 left. Calvin Tyler, Jr. put Utah State ahead for good, 49-45, with a 61 yard touchdown run with 3:54 left. Following an Air Force fumble on the next possession, the Aggies ran out the clock to end the game. Peasley hit 10-15 passes for 195 yards and three touchdowns in relief of starter Logan Bonner, who was injured. Thompkins had nine catches for 188 yards while Tyler rushed for 132 yards and two touchdowns. Utah State had 628 total yards. The Falcons rolled up 619 total yards, including 437 rushing. Emmanuel Michel led the Falcons with a career-high 133 yards and two touchdowns on 11 carries, while Brad Roberts added 113 yards on 21 carries. Daniels chipped in with 102 yards and a score on 14 carries and hit 6-12 passes for 182 yards.

CONFERENCE OPENERS

- Air Force is 13-11 in Mountain West openers dating back to 1999
- The Falcons are 7-5 at home and 6-6 on the road
- This season marks the second time in three seasons Air Force has opened conference play vs. Utah State...The Falcons lost to Utah State, 49-45, in 2021 in the last meeting...This season marks the fifth time overall that Air Force has opened MW play vs. Utah State...Air Force is 1-3 in the previous four
- This season marks just the second time the last six years Air Force has opened conference play at home
- Air Force is 2-10 in its last 12 MW openers
- Air Force won a Mountain West-record 11 straight openers from 2000-10
- The Falcons are 25-18 all-time in conference openers dating back to 1980
- Air Force head coach Troy Calhoun is 6-10 in conference openers

STATISTICAL COMPARISON



2	GAMES	2
27.5	POINTS/GAME	46.0
5.0	OPPONENT	26.0
42	FIRST DOWNS	42
35-3-4	(RUSH-PASS-PEN)	21-19-2
15	OPPONENT	46
11-4-0	(RUSH-PASS-PEN)	13-27-6
618	RUSHING YARDS	496
79	OPPONENT	189
309.0	RUSHING AVG.	248.0
39.5	OPPONENT	94.5
109	PASSING YARDS	424
157	OPPONENT	519
54.5	PASSING AVG	212.0
78.5	OPPONENT	259.5
727	TOTAL OFFENSE	920
236	OPPONENT	708
363.5	TOTAL OFFENSE AVG	460.0
118.0	OPPONENT	354.0
6.0	AVERAGE/PLAY	6.5
2.5	OPPONENT	4.7
43.8	PUNTING AVG	44.7
43.6	OPPONENT	43.7
6-2	FUMBLES-LOST	1-0
4-2	OPPONENT	4-1
4-30	PENALTIES	14-126
12-86	OPPONENT	7-50
11-23	3RD DOWNS	10-27
6-24	OPPONENT	13-33
48%	3RD DOWN PCT	37%
25%	OPPONENT	39.4
1-4	4TH DOWNS	3-5
1-2	OPPONENT	2-4
34:24	TIME OF POSSESSION	27:08
25:35	OPPONENT	32:52

Air Force Mountain West Openers

Year	Opponent	Result
2021	Utah State	L 45-49
2020	at San Jose State	L 6-17
2019	at Boise State	L 19-30
2018	at Utah State	L 32-42
2017	San Diego State	L 24-28
2016	at Utah State	W 27-20
2015	San Jose State	W 37-16
2014	at Wyoming	L 13-17
2013	Utah State	L 20-52
2012	at UNLV	L 35-38
2011	TCU	L 19-35
2010	BYU	W 35-14
2009	at New Mexico	W 37-13
2008	at Wyoming	W 23-3
2007	at Utah	W 20-12
2006	at Wyoming	W 31-24
2005	San Diego State	W 41-29
2004	at UNLV	W 27-10
2003	Wyoming	W 35-29
2002	New Mexico	W 38-31 OT
2001	San Diego State	W 45-21
2000	BYU	W 32-12
1999	Wyoming	L 7-10

AIR FORCE AT HOME

- Air Force is 73-24 in Falcon Stadium under head coach Troy Calhoun.
- Air Force was 6-1 last season to match the program record for wins in a season.
- Air Force had a school-record 15-game winning streak from 2014 to Oct. 22, 2016.
- Air Force went 20-4 at home from 2014-17, posting the most wins in a four-year span, breaking the record of 19 set from 1982-85 and 1998-2001 when the program went 19-4.
- Air Force set a record for the best three-year run from 2014-16 with a 17-1 record, breaking the mark of 15-2 from 1983-85.
- The Falcons have finished undefeated at home six times overall in school history, four coming under Calhoun.

Year	Rec.	Notes
2023	1-0	Defeated Robert Morris, 42-7, in season opener
2022	6-1	Matched program record for wins with six, fifth time with six under Calhoun
2021	4-2	Air Force .500 or better for 14th time in 15 seasons under Calhoun
2020	2-1	Loss came to No. 25 Boise State
2019	6-0	Sixth undefeated season in program history, fourth under Calhoun
2018	4-2	Air Force posts four or more wins for ninth time in 12 seasons
2017	3-3	20 wins over four years is best four-year run in school history
2016	5-1	Air Force went 17-1 in home games from 2014-16
2015	6-0	Fifth 6-0 mark in AF history, third under Calhoun
2014	6-0	Fourth 6-0 mark in AF history, second under Calhoun
2013	2-5	Lone losing record in Calhoun era
2012	5-1	Second-best mark in school history
2011	4-3	Air Force goes 14-5 from 2009-11
2010	5-1	Combined with 2009, 10 wins in two seasons is third-best in AF history
2009	5-1	Second-best mark in school history
2008	3-3	Two losses at the hands of nationally ranked teams
2007	6-0	Just the third undefeated home record in school history
Total	73-24	

NATIONAL RANKINGS

Air Force is receiving votes in the USA Today Coaches preseason poll for the third straight week. The Falcons received five points to rank 46th. The team received six points to rank 49th in the opening poll of the season and seven points to rank 42nd in week two. Air Force closed last season among others receiving votes in both polls. The Falcons ranked 28th with 50 points in the USA Coaches poll and appeared in the poll receiving votes 10 times during the season. Air Force ranked 28th with 40 points in the final Associated Press poll. The Falcons received votes in the AP poll four times during the season, the first three weeks of the season and in the final.

CURRENT STREAKS

- Air Force has won seven straight games dating back to last season.
- Air Force has won five straight games away from home dating back to last season.
- Air Force has held seven straight opponents under 300 total yards of offense.

INSIDE THE MOUNTAIN WEST

2023 STANDINGS

Team	MW	All	Streak
Air Force	0-0	2-0	W 7
Fresno State	0-0	2-0	W 11
Wyoming	0-0	2-0	W 2
San Diego State	0-0	2-1	L 1
New Mexico	0-0	1-1	W 1
UNLV	0-0	1-1	L 1
Utah State	0-0	1-1	W 1
Hawaii	0-0	1-2	W 1
San Jose State	0-0	1-2	W 1
Boise State	0-0	0-2	L 2
Colorado State	0-0	0-1	L 1
Nevada	0-0	0-2	L 12

THIS WEEK

Friday, Sept. 15

Utah State at Air Force (CBSSN), 6 p.m.

Saturday, Sept. 16

North Dakota at Boise St. (FS1), 10 a.m.
 San Diego St. at Oregon St. (FS1), 12:30 p.m.
 Vanderbilt at UNLV (CBSSN), 4 p.m.
 Hawaii at Oregon (Pac-12), 5 p.m.
 San Jose St. at Toledo (ESPN+), 7 p.m.
 New Mexico St. at New Mexico (MWN), 6 p.m.
 Wyoming at Texas (Longhorn), 7 p.m.
 Colorado State at Colorado (ESPN), 8 p.m.
 Fresno State at Arizona State (FS1), 7:30 p.m.
 Kansas at Nevada (CBSSN), 7:30 p.m.
 All times local to site

LAST WEEK

Michigan 35, UNLV 7
 San Jose State 59, Cal Poly 3
 Wyoming 31, Portland State 17
 Idaho 33, Nevada 6
 UCF 18, Boise State 16
 UCLA 35, San Diego State 10
 Air Force 13, Sam Houston 3
 New Mexico 56, Tennessee Tech 10
 Utah State 78, Idaho State 28
 Fresno State 34, Eastern Washington 31 2OT
 Hawaii 31, Albany 20

MW COMMUNICATIONS CONTACT

Phil Perry, Assistant Commissioner
 Office: 719-488-4042
 Cell: 864-525-5174
 Email: perry@themw.com

- The Falcons have won 16 straight games when forcing two or more turnovers in a game.
- Air Force has won eight straight games vs. non-conference opponents.
- Air Force has held nine straight opponents to 21 points or less.
- Air Force has out-rushed 12 straight opponents dating back to last season.
- Air Force has scored in 62 straight games dating back to 2017, the sixth longest active streak in the Mountain West.

AIR FORCE 33-8 LAST THREE-PLUS SEASONS

- Air Force is 33-8 the last four full seasons, excluding the COVID-shortened 2020 season. Air Force is 2-0 this season and finished 10-3 in 2022 and 2021 and 11-2 in 2019.
- Air Force, Alabama, Clemson, Georgia, Ohio State, Utah and Oregon are the only teams to win 10-plus games the last three full seasons (2019, 2021, 2022).
- The Falcons are 18-6 in conference play during the same stretch. Air Force was 5-3 and finished second in the Mountain Division last season. Air Force shared the Mountain Division title with a 6-2 mark in 2021 and finished second with a 7-1 mark in 2019.

LAST WEEK

Air Force defeated Sam Houston, 13-3, last week at NRG Stadium in Houston, Texas. The Falcons took a 3-0 lead at halftime behind a 42-yard field goal from Matthew Dapore. Sam Houston tied the game with a field goal in the third quarter. Dapore hit his second 42-yard field goal early in the fourth quarter to give the Falcons the lead for good, 6-3. Owen Burk iced it for the Falcons with a five-yard scoring run with just over five minutes left to make up the final margin. Air Force had 258 total yards, including 244 rushing. Burk led the way with a career-high 75 yards on 18 carries. Zac Larrier added 65 yards on 19 carries. The defense was dominant, allowing just 80 total yards on 44 plays. The defense allowed Sam Houston into Air Force territory just once. Alec Mock the way with a season-high 11 tackles and a tackle for loss. Payton Zdroik added a career-best six tackles and a sack while Bo Richter added a career-best two sacks.

LAST WEEK'S GAME NOTES

Team Notes

- Air Force improved to 2-0 and increased its winning streak to seven straight dating back to last season. The Falcons are 2-0 for the third straight season and eighth time under head coach Troy Calhoun.
- Air Force picked up its first win in Houston since defeating Rice, 41-14, Sept. 6, 1997, the last time the program played in the city.
- Dating back to 2022, Air Force has held three of its last six opponents to three points.
- Air Force has not allowed a score in six of eight quarters so far this season.
- Air Force held Sam Houston to 80 total yards, the fourth-lowest total in program history and lowest since allowing 75 yards to Stony Brook in 2018. It was the seventh consecutive game holding an opponent below 300 yards on offense.
- Air Force allowed just six first downs, which is tied for fifth all-time for fewest first downs allowed and fewest since allowing four to Stony Brook in 2018.
- Air Force improved to 1-0 on the road this season and has won five straight dating back to last season. The Falcons are now 11-3 in the last three seasons in road/neutral site games.
- Air Force won its eighth consecutive non-conference game dating back to 2021. The Falcons are 10-1 over the last three seasons.
- Air Force held Sam Houston scoreless in the first half to mark the second straight game Air Force has shutout an opponent in the first half. Air Force has held five of its last six opponents scoreless in the first half dating back to last season.
- Air Force game captains for the Sam Houston game were seniors Thor Paglialong (OC), Wesley Ndago (OL), Jayden Goodwin (DB) and Trey Taylor (DB).

Individual Notes

- Senior DE PJ Ramsey recorded two tackles, a sack and one pass breakup. He has had at least one sack in both games this season and three of the last four dating back to last season.
- Senior OLB Bo Richter recorded four tackles and a career-high 2.0 sacks. His previous high for TFLs (including sacks) was 1.5 vs. Utah State last season. Richter has had at least one TFL in both games this season.
- Senior ILB Alec Mock recorded a season-high 11 tackles to mark his third-career game with double-digit tackles. He had a career-high 13 tackles vs. Navy last season.
- Junior DL Peyton Zdroik had a career-high six tackles and a sack.
- Junior PK Matthew Dapore kicked his first two field goals of the season, hitting from 42 yards to give Air Force a 3-0 lead and again from 42 yards to put Air Force up 6-3 in the fourth quarter.
- Senior RB Owen Burk rushed 18 times for 72 yards and a touchdown. He set career-high's for both carries and yards and scored a rushing TD for the second-straight game. His previous high for carries was 11 against UNLV in 2022 and previous high for yards was 37 set against Robert Morris.
- Senior QB Zac Larrier set a career-high for carries with 19, gaining 65 yards. His previous high for carries was 14 set last week against Robert Morris.

AIR FORCE RANKINGS

AIR FORCE TEAM

Category	Stats	MWC	NCAA
Scoring Offense	27.5	7th	77th
Scoring Defense	5.0	1st	2nd
Passing Offense	54.5	12th	132nd
Passing Defense	78.5	1st	1st
Pass Yds/Comp	36.3	1st	1st
Kickoff Returns	17.5	8th	90th
Rushing Offense	309.0	1st	2nd
Rushing Defense	39.5	1st	2nd
Total Offense	363.5	7th	85th
Total Defense	118.0	1st	1st
Punt Returns	-.50	10th	125th
Net Punting	43.7	2nd	20th
Turnover Margin	0.0	4th	62nd
Passing Efficiency	257.6	1st	1st
Passing Eff. Def.	111.18	2nd	39th
First Downs	42	7th	78th
Opp. First Downs	15	1st	1st
Third Down %	47.8	1st	43rd
Third Down Def.	25.0	1st	11th
Sacks For	3.0	2nd	38th
Sacks Against	1.0	1st	26th
Penalties	15.0	1st	1st
4th Downs%	25.0	11th	105th
Time of Possession	34:24	1st	13th
Red Zone offense	75.0	8th	100th
Red Zone defense	50.0	1st	9th

AIR FORCE INDIVIDUAL

Player	Stats	MWC	NCAA
Matthew Dapore			
FG Pct.	1.000	1st	1st
Field Goals	1.0	6th	--
Bo Richter			
Forced Fumbles	.50	4th	16th
Sacks	1.0	1st	21st
TFL	1.5	4th	33rd
Jarami Bellamy			
Fumble Rec.	1	2nd	7th
Trey Williams			
Fumble Rec.	1	2nd	7th
Zac Larrier			
Yards per Carry	4.97	3rd	--
Rushing	82.0	3rd	41st
Owen Burk			
Yards per Carry	4.67	5th	--
Rushing	56.0	10	--
PJ Ramsey			
Sacks	1.0	1st	21st
TFLs	1.8	3rd	21st

TEAM NOTES

AIR FORCE SECOND IN THE NATION IN RUSHING

- Air Force leads the Mountain West and ranks second in the nation in rushing for the second straight week with a 309.0 average. The Falcons had a streak of 25 straight weeks leading the nation snapped, as UCF opened the season with a 389-yard effort and ranks first again this week.
- Air Force led the nation in rushing last season with a 326.7 average. The Falcons were the only program to average 300-plus yards per game. Air Force went wire-to-wire for the first time in program history, leading the nation since the first week of the season, setting a new school record for consecutive weeks leading the nation with 14. Air Force led the nation 11 straight weeks in 2021. Air Force is just the second school to win three straight titles and the first since 2008.
- Air Force has won the national rushing title four times, the first coming in 2002 with a 307.8 per-game average. National title years: 2002 (307.8), 2020 (305.7), 2021 (327.7), 2022 (326.7).
- Air Force has ranked among the nation's top 10 in 10 consecutive seasons and 35 of the last 36 overall.

2023 NCAA Rushing Leaders

#	Team (Conf.)	Avg.
1.	UCF (Big 12)	323.5
2.	Air Force (MW)	309.0
3.	Louisville (ACC)	285.5
4.	Tennessee (SEC)	257.5
5.	Kansas (Big 12)	253.5

AIR FORCE LEADS THE NATION IN PASSING EFFICIENCY/PENALTIES

- Air Force leads the nation in passing efficiency for the second straight week with a 257.60 mark. The Falcons have hit 3-6 passes for 109 yards, averages of 36.3 yards per completion and 18.2 yards per attempt.
- Air Force leads the nation in fewest penalty yards per game with a 15.0 average. The Falcons have been penalized just four times for 30 yards this season.

2023 NCAA Passing Efficiency Leaders

#	Team (Conf.)	Avg.
1.	Air Force (MW)	257.60
2.	Notre Dame (Ind.)	217.85
3.	Cincinnati (Big 12)	215.21
4.	USC (Pac-12)	209.06
5.	Washington (Pac-12)	204.87

2023 NCAA Fewest Penalties Leaders

#	Team (Conf.)	Avg.
1.	Air Force (MW)	15.0
2.	Clemson (ACC)	17.5
3.	Wyoming (MW)	19.5
4.	Minnesota (Big Ten)	21.0
5.	Two Teams	25.0

2023 OFFENSIVE NOTES

- Air Force's offense again ranks among the best in the nation. The Falcons leads the Mountain West in six offensive categories. Air Force is in the top 10 nationally in three categories.

Category	Stats	MW	NCAA
Scoring Offense	27.5	7th	77th
Pass Yds/Comp	36.3	1st	1st
Rushing Offense	309.0	1st	2nd
Total Offense	363.5	7th	85th
Passing Efficiency	257.6	1st	1st
First Downs	42	7th	78th
Third Down %	47.8	1st	43rd
Sacks Against	1.0	1st	26th
Time of Possession	34:24	1st	13th

- Air Force had 15 players carry the ball against Robert Morris, as the team rushed for 374 yards. Seven players had long runs of 10 yards or longer, including John Lee Eldridge III, who had a 65 yard dash which is the longest by a Falcon this season.
- Air Force has out-rushed 12 straight opponents dating back to last season. The last team to out-rush the Falcons is Wyoming (180-171) last season in Laramie.

AIR FORCE RUSHING

- Air Force leads the MW and ranks second nationally in rushing with a 309.0 average.
- The program has won four national titles in its history (2002, 2020, 2021, 2022).
- Air Force has ranked in the nation's top 10 10 straight years and 35 of the last 36.

RANKINGS

Year	Stats	Conf.	National
1980	170.7	5th	79th
1981	185.1	4th	53rd
1982	301.7	1st	4th
1983	346.5	1st	2nd
1984	326.5	1st	2nd
1985	293.2	1st	6th
1986	232.6	1st	15th
1987	386.3	1st	2nd
1988	377.5	1st	2nd
1989	356.0	1st	3rd
1990	267.5	1st	7th
1991	338.1	1st	2nd
1992	242.4	2nd	7th
1993	284.9	1st	4th
1994	304.8	1st	2nd
1995	332.4	1st	2nd
1996	328.9	1st	2nd
1997	332.7	2nd	9th
1998	266.8	1st	3rd
1999	285.5	1st	2nd
2000	294.9	1st	2nd
2001	273.2	1st	3rd
2002	307.8	1st	1st
2003	280.6	1st	4th
2004	277.4	1st	4th
2005	246.5	1st	8th
2006	229.4	1st	3rd
2007	299.5	1st	2nd
2008	266.9	1st	6th
2009	283.5	1st	3rd
2010	306.5	1st	2nd
2011	314.8	1st	3rd
2012	316.2	1st	2nd
2013	262.7	2nd	13th
2014	273.1	2nd	6th
2015	319.4	1st	4th
2016	317.4	2nd	3rd
2017	307.4	1st	4th
2018	283.5	1st	5th
2019	298.5	1st	2nd
2020	305.7	1st	1st
2021	327.7	1st	1st
2022	326.7	1st	1st
2023	309.0	1st	2nd

Bold indicates national championship

WEEK-BY-WEEK RANKINGS

#	YDS	(MW/NCAA)
1.	374.0	1/2
2.	309.0	1/2

AIR FORCE LEADS THE NATION IN TOTAL DEFENSE, FIRST DOWN DEFENSE

• Air Force once again has the nation's top defense. The Falcons, who led the nation in total defense for the first time in program history last season, are tops nationally this week. The Falcons are allowing only 118.0 yards per game. Air Force also leads the nation in first-down defense and passing yards allowed, while ranking second in rushing and scoring defense.

2023 NCAA Scoring Defense Leaders

#	Team (Conf.)	Avg.
1.	Air Force (MW)	118.0
2.	Memphis (AAC)	152.5
3.	Florida (SEC)	191.0
4.	Ohio State (Big Ten)	193.5
5.	Michigan State (Big Ten)	206.0

2023 NCAA Scoring Defense Leaders

#	Team (Conf.)	Avg.
1.	Syracuse (ACC)	3.5
2.	Air Force (MW)	5.0
	Georgia (SEC)	5.0
	Ohio State (Big Ten)	5.0
	Michigan (Big Ten)	5.0

2023 NCAA Passing Defense Leaders

#	Team (Conf.)	Avg.
1.	Air Force (MW)	78.5
2.	Sam Houston (C-USA)	79.5
3.	Minnesota (Big Ten)	92.5
4.	Memphis (AAC)	102.5
5.	Michigan St. (Big Ten)	107.0

2023 DEFENSIVE NOTES

- Air Force has held nine straight and 24 of its last 28 opponents to 21 points or less over the last three seasons. Air Force is holding its opponents to 15.7 points per game overall during the stretch.
- Air Force has not allowed any points in the first half this season. The Falcons have held five of the last six opponents scoreless in the first half dating back to last season. Air Force has held its opponents scoreless in six of eight quarters overall this season.
- Air Force has held its last seven opponents to just 50 points, 1,215 total yards and 65 first downs, averages of 7.1 points, 173.5 total yards and 9.3 first downs per game.
- Air Force held Sam Houston to 80 total yards, the fourth-lowest total in program history and lowest since allowing 75 yards to Stony Brook in 2018. It was the seventh consecutive game holding an opponent below 300 yards on offense.
- Air Force only allowed Sam Houston to cross the 50 on one drive with the deepest penetration being the Air Force 29. The Bearkats took just 10 snaps in Air Force territory. The defense also forced Sam Houston into six three-and-out possessions.
- Air Force allowed just six first downs, which is tied for fifth all-time for fewest first downs allowed and fewest since allowing four to Stony Brook in 2018.
- Air Force is forcing just 25 percent of third down conversions this season, allowing just six of 24 overall. The Falcons carried a streak of 21 straight into the season after forcing San Diego State (0-10) and Baylor (0-11) without a conversion to close last season. The Falcons increased the streak to 25 by forcing Robert Morris to no conversions in its first four attempts.
- Including its season-opening win, Air Force has allowed 10 points or less in eight games since the beginning of last season. The only FBS teams with more such games in that span are Iowa (9) and Georgia (9).
- Air Force's defense again ranks among the best in the Mountain West and nation. The Falcons rank in the top three of the conference in nine categories. Air Force is among the top 15 nationally in seven categories.

Category	Stats	MW	NCAA
Scoring Defense	5.0	1st	2nd
Passing Defense	78.5	1st	1st
Rushing Defense	39.5	1st	2nd
Total Defense	118.0	1st	1st
Passing Eff. Def.	111.18	2nd	39th
Opp. First Downs	15	1st	1st
Third Down Def.	25.0	1st	11th
Sacks For	3.0	2nd	38th
Red Zone defense	50.0	1st	9th

- Air Force has four players among the Mountain West and national leaders with Bo Richter leading the way leading the conference in sacks with 1.0 per game and ranking fourth in tack-

MORE AIR FORCE RUSHING

- Air Force is 86-22 overall under Troy Calhoun (since 2007) when it has a 100-yard rusher.
- The team was 10-2 in 2022

INSIDE THE NUMBERS

100-Yard games by season

Year	100-Games	#Players	Multiple
2022	16	3	4
2021	14	5	3
2020	5	4	1
2019	11	4	2
2018	5	4	1
2017	9	6	3
2016	8	4	1
2015	10	6	3
2014	8	3	1
2013	7	5	1
2012	8	2	
2011	5	2	
2010	6	3	
2009	5	2	1
2008	5	3	
2007	13	5	1

#Players - # of players with 100-yard games

Multiple - Games with multiple 100-yard rushers

CURRENT FALCONS WITH 100-YARD GAMES

John Lee Eldridge III

2022 Wyoming L (13-104-0)

2022 Nevada W (8-102-0)

2022 UNLV W (8-116-1)

Emmanuel Michel

2021 Utah State L (11-133-2)

2021 UNLV W (12-123-1)

les for loss with 1.5 per game. PJ Ramsey is tied with Richter in sacks and is third in tackles for loss with a 1.8 average.

Player	Category	Stats	MW	National
Bo Richter	FF	.50	4th	16th
	Sacks	1.0	1st	21st
	TFL	1.5	4th	33rd
Jarami Bellamy	FRec.	1	2nd	7th
Trey Williams	FRec.	1	2nd	7th
PJ Ramsey	Sacks	1.0	1st	21st
	TFLs	1.8	3rd	21st

AIR FORCE WITH TWO OR MORE TURNOVERS

- Air Force has won 16 straight and 19 of the last 20 when forcing two or more turnovers.
- Air Force is 1-0 this season and was 4-0 last season.
- Air Force is 35-4 when forcing two or more turnovers the last nine seasons.
- Air Force is 14-2 on the road, 20-2 at home and 1-0 in neutral site games.

Current Air Force streak

Year.....	Opponent (# TOs)	Result
2023.....	Robert Morris (2)	W 42-7
2022.....	San Diego State (3)	W 13-3
	UNLV (4)	W 42-7
	Colorado (3)	W 41-10
	Northern Iowa (2)	W 48-17
2021.....	UNLV (2)	W 48-14
	Colorado State (2)	W 35-21
	Boise State (2)	W 24-17
	Wyoming (2)	W 24-14
	New Mexico (3)	W 38-10
2020.....	Utah State (2)	W 35-7
	New Mexico (2)	W 28-0
	Navy (2)	W 40-7
2019.....	Wyoming (3)	W 20-6
	at Colorado State (2)	W 38-21
	at Hawaii (2)	W 56-26
	at Navy (3)	L 25-34
	Colgate (2)	W 48-7
2018.....	Colorado State (2)	W 27-19
	New Mexico (2)	W 42-24

ONLY IOWA HAS LONGER STREAK

Air Force has had just two head coaches the last 40 years, as Troy Calhoun is in his 17th season leading the program in 2023. He replaced the legendary Fisher DeBerry, who led the program for 23 years from 1984 to 2006. Iowa is the only other program in the nation with just two coaches during that span. The Hawkeyes have had just two head coaches in the last 46 years. Hayden Fry led the program from 1979 to 1998 before current head coach Kirk Ferentz took over in 1999.

THIESSEN LONGEST TENURED OC

Air Force offensive coordinator Mike Thiessen is in his 17th season at Air Force overall and 13th as offensive coordinator. Thiessen is the longest-tenured offensive coordinator in the nation. As offensive coordinator, Thiessen has led a unit over the last five years that has been in the top four of the nation in rushing each year, averaged 32 points per game, been in the top three nationally in passing yards per completion and among the top 10 in third-down percentage. Air Force won its third straight national rushing title last season with a 326.7 average, while leading the nation in time of possession for the second straight year with a 36:33 norm.

JUST ONE COACHING CHANGE IN 2023

Air Force had just one coaching change in 2023, as Taylor Stubblefield returned to the program as wide receivers coach. He replaced Ari Confessor, who left after four season to become receivers coach at Wake Forest. Stubblefield, who coached receivers at Air Force from 2017-18, returned after spending three years at Penn State and a year at Miami, Fla.

AIR FORCE HEAD COACH TROY CALHOUN

- Troy Calhoun leads all active Mountain West coaches in conference wins with 72. Calhoun is second all-time in conference history in wins, trailing only former New Mexico and San Diego State head coach Rocky Long, who had 91. Calhoun became just the second coach in MW history with 50 conference wins when Air Force defeated UNLV, 41-35, Oct. 19, 2018.
- Calhoun ranks fourth nationally in most wins at one school among active head coaches. The

AIR FORCE'S RECORD WHEN

Month	2023	Calhoun
August	0-0	4-0
September	2-0	34-23
October	0-0	36-30
November	0-0	41-18
December	0-0	8-7

Air Force's Conference Record

at home	0-0	41-20
on the road	0-0	40-31
neutral	0-0	0-1

Air Force's Non-Conference Record

at home	1-0	31-4
on the road	1-0	10-16
neutral	0-0	8-6

Air Force's record in games....

decided by 7 points or less	0-0	18-24
decided by 3 points or less	0-0	13-11
Away during the day	0-0	19-28
Away at night	1-0	25-21
Home during the day	1-0	52-13
Home at night	0-0	20-10

Air Force's record when scoring...

less than 20 points	1-0	10-32
20-29 points	0-0	25-31
30-39 points	0-0	40-11
40-49 points	1-0	40-5
50+ points	0-0	8-0

Air Force's record when allowing...

less than 20 points	2-0	68-7
20-29 points	0-0	41-21
30-39 points	0-0	12-25
40-49 points	0-0	2-19
50+ points	0-0	0-6

Air Force's record when...

leading at halftime	2-0	96-17
trailing at halftime	0-0	15-51
tied at halftime	0-0	12-10

leading after 3rd quarter	1-0	112-11
trailing after 3rd quarter	0-0	9-62
when tied after 3rd quarter	1-0	2-5

when scoring first	2-0	77-17
when opponent scores first	0-0	45-61

when out-rushing opponent	2-0	115-49
when opponent out-rushes	0-0	11-29

with more total yards	2-0	100-25
when opponent has more	0-0	23-50
when total yards are even	0-0	0-1

with a 100-yard rusher	0-0	86-22
------------------------	-----	-------

Air Force's record in...

Thursday night games	0-0	7-3
Friday games	0-0	13-6
Saturday games	2-0	98-65
Bowl games	0-0	6-5
Overtime games	0-0	2-3

coach is 123-78 in 17 seasons.

- Calhoun is in his 17th season as head coach at Air Force. His tenure is the longest in the Mountain West and fifth longest among active coaches in the nation.
- Calhoun is eighth overall among active head coaches in career wins with 123. He leads all Mountain West and non-Power five head coaches.

Most Wins by an active FBS Coach at the Same School

#	Name, School	Wins
1.	Dabo Swinney, Clemson	162
2.	Mike Gundy, Oklahoma St.	157
3.	Kyle Whittingham, Utah	156
4.	Troy Calhoun, Air Force	123

Longest-tenured head coaches at their current school

#	Head Coach, School	Years
1.	Kirk Ferentz, Iowa	25
2.	Kyle Whittingham, Utah	19
3.	Mike Gundy, Oklahoma State	18
	Rick Stockstill, Middle Tennessee	18
5.	Troy Calhoun, Air Force	17
	Nick Saban, Alabama	17

Most Wins by Active FBS Head Coaches

#	Head Coach, School	Wins
1.	Nick Saban, Alabama	286
2.	Mack Brown, UNC	270
3.	Kirk Ferentz, Iowa	188
4.	Dabo Swinney, Clemson	162
5.	Mike Gundy, Oklahoma State	157
7.	Kyle Whittingham, Utah	156
8.	Jimbo Fisher, Texas A&M	123
	Troy Calhoun, Air Force	123
10.	Jeff Tedford, Fresno State	120

COACHING STAFF LONG ON EXPERIENCE

The Air Force coaching staff is long on experience. Head Coach Troy Calhoun is in his 17th season. Strength and condition coach Matt McGettigan and offensive coordinator Mike Thiesen joined Calhoun in his first season in 2007. Slotback coach Jake Campbell and defensive coordinator Brian Knorr are each in their 12th season on the staff. Offensive line coach Steed Lobotzke is in his ninth season.

The coaching staff features 10 Air Force Academy graduates: Calhoun (1989), Campbell (1996), assistant head coach Charlie Jackson (2000), Knorr (1986), inside linebackers coach Ken Lamendola (2011), Lobotzke (1992), defensive line coach Alex Means (2013), specialist coach Brett Skene (2011), Thiessen (2001) and defensive assistant Anthony Wright (2012). In addition, both recruiting coordinators, Kale Pearson (2015) and Chuck Petersen (1985) are graduates.

Most Alums on Coaching Staff

#	School	Coaches
1.	Air Force	10
2.	Utah	5
	Clemson	5
	Iowa	5
	Georgia	5
	Michigan	5

2023 SCHEDULE FEATURES GAMES IN ALL FIVE TIME ZONES

The Air Force schedule features five games in Falcon Stadium, including Robert Morris, Utah State, San Diego State, Wyoming and UNLV, along with a home game vs. Army at Empower Field at Mile High in Denver. The Falcons' road schedule features games in all five time zones.

Zone Opponent

Hawaii.....at Hawaii (11/11)
 Pacificat San Jose State (9/22)
 Mountain.....at Colorado State (10/28); at Boise State (11/24)
 Central.....at San Houston (9/9)
 Easternat Navy (10/21)

INSIDE THE NUMBERS

THIS IS AIR FORCE FOOTBALL

- Air Force has an all-time record of 426-338-13 in 69 seasons of varsity football. The Falcons are 237-133-3 at home, 163-184-6 on the road and 26-21-4 in neutral site games. AFA has played in 29 bowl games and has a 15-13-1 all-time record. Air Force is 216-120-4 all-time in Falcon Stadium.
- Air Force is in its 44th year in a conference in 2023. Air Force has played in the Mountain West Conference since its inception. Prior to 1999, Air Force was a member of the Western Athletic Conference from 1980-98. The school was an independent prior to 1980.
- Air Force is 98-82 as a member of the Mountain West. The Falcons are 172-122 overall since joining the MW in 1999.

ALL-TIME OVERTIME RESULTS

Air Force is 9-7 overall and 6-3 in conference overtime games. The Falcons are 4-3 at home, 5-3 on the road, and 0-1 in neutral site games.

Year	Game	Result
2021	at Nevada	W 41-39 -- 3 OT
2021	Army (N)	L 14-21 -- OT
2019	at Colorado	W 30-23
2016	Hawaii*	L 27-34
2014	Nevada*	W 45-38
2012	Navy	L 21-28
2011	Navy	W 35-34
2009	at Navy	L 13-16
	at Utah*	L 16-23
2007	TCU*	W 20-17
2003	Utah*	L 43-45 -- 3OT
2002	New Mexico*	W 38-31
2000	at Notre Dame	L 31-34
1997	San Diego State*	W 24-18
1996	at Notre Dame	W 20-17
	at Fresno State*	W 44-38

* - Conference game

AIR FORCE VS. NON-CONFERENCE OPPONENTS

- Air Force is 50-27 against non-conference opponents under head coach Troy Calhoun.
- The Falcons are 31-4 at home, 10-17 on the road and 9-6 in neutral site games.
- Air Force was 5-0 last season and is 10-1 over the last two seasons.
- The Falcons have won eight straight.

2021-23 Non-Conference Results

2023

Sept. 9	at Sam Houston	W 13-3
Sept. 2	vs. Robert Morris	W 42-7

2022

Dec. 22	vs. Baylor (N)	W 30-15
Nov. 5	vs. Army (N)	W 13-7
Oct. 1	vs. Navy	W 13-10
Sept. 10	vs. Colorado	W 41-10
Sept. 3	vs. Northern Iowa	W 48-17

2021

Dec. 28	vs. Louisville (N)	W 31-28
Nov. 6	vs. Army (N)	L 14-21 OT
Sept. 25	vs. Florida Atlantic	W 31-7
Sept. 11	at Navy	W 23-3
Sept. 4	vs. Lafayette	W 35-14

FALCONS AMONG ELITE ACADEMICALLY

The Air Force football team has established itself among the nation's elite academically. The Falcons ranked eighth nationally in Academic Progress Rate (APR) in 2022 with a score of 992, according to the NCAA's latest multiyear NCAA Division I scores. This season marks the 11th straight year in the top 10. Air Force led the nation in 2019 with a 997 and was second in 2018 with a 993.

The APR provides a real-time look at a team's academic success each semester by tracking the academic progress of each student-athlete on scholarship (recruited and on varsity roster for non-scholarship schools). The APR accounts for eligibility, retention and graduation and provides a measure of each team's academic performance.

2021 NCAA APR Scores (FBS)

#	School	APR
1.	Northwestern	996
	Wisconsin	996
3.	Alabama	995
	Clemson	995
	Mississippi	995
6.	Cincinnati	994
7.	Ohio State	993
8.	Air Force	992
	Minnesota	992
	Wake Forest	992

Air Force APR Scores since 2018

Year	Score	National Rank
2022	992	T8th
2021	994	T5th
2020	995	T3rd
2019	997	1st
2018	993	2nd

PLEASE EXCUSE OUR MESS

The Air Force Academy officially broke ground Jan. 24, 2023 on the Falcon Stadium East Club modernization with a ceremony at the construction site.

After nearly six decades of football and lacrosse games, graduations, concerts and various events, the renovations coming to Falcon Stadium will help transform the facility into a first-class venue.

The Falcon Stadium modernization is a fundraising priority within the \$270 million Defining Our Future comprehensive campaign publicly launched in September 2021. The Air Force Academy Foundation and the Air Force Academy Athletic Corporation have partnered to achieve the fundraising goals for the stadium as part of the athletics component of the campaign.

The investment required for the initial phase of the Falcon Stadium modernization project totals \$90 million. Philanthropic support through the Air Force Academy Foundation will provide \$35 million as part of the campaign and the remaining \$55 million investment will be financed by Air Force Academy Athletic Corporation revenue.

The new East Club will provide Falcon fans an unmatched setting to enjoy Air Force football, lacrosse and special events. The East Club will enhance the existing east concourse and will feature 1,200 premium seats and a state-of-the-art club level experience. The project includes a modern and efficient entrance, a heritage plaza, open-air hospitality decks, enhanced food and beverage options, updated restrooms, new merchandise area and a ticket office. **(Please turn to page 19-20 for more information)**

AIR FORCE ACADEMY 101

The Cadet Wing

- To prepare cadets for the life of an officer, the Cadet Wing at the U.S. Air Force Academy simulates the organization of an operational Air Force wing.
- Cadets are responsible for running and operating the wing, which affords them the opportunity to learn how to use a chain of command, how to function as part of various military formations and how military units organize to accomplish collective tasks.
- The wing is led by the Cadet Wing Commander who is the highest-ranking, first-class cadet.
- Within the Cadet Wing, first-class (senior) cadets hold the positions of cadet officers, second-class (junior) cadets act as the cadet non-commissioned officers and third-class (sophomore) cadets represent the cadet junior non-commissioned officers. Fourth-class cadets act as followers and function as cadet Airmen.

Cadet Squadrons

- The 4,000+ cadets who comprise the Cadet Wing are divided into four groups of 10 squadrons each. Cadets live, eat and take part in military training with their squadrons, which are comprised of roughly even numbers of cadets from all four class years. The squadron is the "home" or "family" for the cadets. Cadets typically forge very close bonds with their squadron-mates.
- When the first class entered the academy in the summer of 1955, they were divided into four squadrons. In the years following, the number of squadrons gradually increased at an average of four to eight per year. By 1970, the size in the cadet wing reached its peak of 40 squadrons. The number of squadrons dipped from 40 to 36 in 1999 but returned to its current strength of 40 squadrons in 2006.
- Air Officers Commanding (AOC) supervise cadets and are located within each group and squadron. These Air Force officers oversee all cadet activities, provide instruction and serve as role models as the cadets experience firsthand the processes of command and organization to accomplish the mission. Academy Military Trainer (AMT) NCOs complement the AOCs and provide an enlisted role model perspective.
- Squadron patches were designed in the early 1960s.

AIR FORCE TO PLAY ARMY AT EMPOWER FIELD AT MILE HIGH

Empower Field at Mile High will play host to Air Force's home football game against Army on Saturday, Nov. 4, the 75th anniversary of the Air Force. Since the building opened in 2001, Empower Field at Mile High has hosted 18 Division I college football games. The game on Nov. 4 will mark the first time the stadium has hosted the Air Force-Army rivalry.

"We are looking forward to partnering with the Denver Broncos to host the Air Force vs. Army game this season," Air Force Director of Athletics Nathan Pine said. "Construction on our east side renovation project will not allow us to showcase the service academy rivalry game in Falcon Stadium the way we want to. While the end result at Falcon Stadium will be well worth it, hosting the game at Empower Field in 2023 and working closely with the Broncos staff will create a memorable experience for our players and our fans and will keep the important advantage of playing this game in Colorado."

AIR FORCE INSIDE THE NUMBERS AS MW CELEBRATES 25TH SEASON

- Air Force is a conference-best 21-4 overall and 20-2 at home in season openers. Wyoming's 15 wins ranks second.
- Air Force and Fresno State each defeated a Power 5 opponent in a 2022 bowl game by at least 15 points, as the Falcons defeated Baylor by 15 and the Bulldogs beat Washington State by 23 to mark the first bowl season a non-Power 5 conference has recorded multiple 15-point victories over Power 5 teams since 2011.
- Air Force is 98-82 in the Mountain West in 24 years and 172-122 overall since becoming a charter member of the league in 1999. The Falcons have played in a MW-best 14 bowl games.
- Air Force has posted nine shutouts since the Mountain West's inception in 1999, which ranks second only to Boise State's 14.
- Air Force has a MW-best 74-39 non-conference record since 1999. Wyoming's 56 wins is second and San Diego State is third with 53.

COMMANDER-IN-CHIEF'S TROPHY

The 2023 season marks the 52nd year of Commander-in-Chief's trophy competition. The trophy goes annually to the winning academy with the best record in the round-robin competition. The winning team goes to the White House to receive the trophy from the President of the United States.

Air Force won its record 21st Commander-in-Chief's Trophy and first since 2016 in 2022. The Falcons defeated Navy, 13-10, Oct. 1, and Army, 13-7, Nov. 5 in the Commanders' Classic in Arlington, Texas. Air Force improved to a series-best 65-37 overall in CIC games.

Team	Record	Titles	Last
Air Force	65-37-0	21	2022
Navy	52-49-1	16	2019
Army	35-66-1	9	2020

Air Force outright CIC title years:

'82, '83, '85, '87, '89, '90, '91, '92, '94, '95, '97, '98, '99, '00, '01, '02, '10, '11, '14, '16, '22

THE RAM-FALCON TROPHY

Air Force and Colorado State compete each year for the Ram-Falcon Trophy. The 2023 season marks the 43rd year of the trophy competition with Air Force holding a 27-15 lead following a 24-12 win in Falcon Stadium last season. The Falcons have won six straight trophy titles.

The trophy's origin is tracked back to Shelly Godkin, a former ROTC commander at Colorado State. He watched the teams play in 1978 and sought to translate his impressions into a trophy symbolic of an annual game. The first Ram-Falcon trophy game was in 1980.

THE KUTER TROPHY

The General Laurence S. Kuter Trophy, named after the first PACAF commander, is a tribute to the friendship between Hawai'i and Air Force and to the cooperation between the people of Hawai'i and their Air Force. The trophy was conceived by the University of Hawai'i, sponsored by the Pacific Air Command, and the Air Force Academy helped design it. The Kuter trophy is presented to the winner of the annual football game between the two schools. The Falcons hold the trophy following a 56-26 victory at Hawaii in 2019 in the last meeting between the schools.

AIR FORCE PICKED SECOND IN MOUNTAIN WEST

Air Force was picked to finish second in the preseason football poll. The Falcons received 364 total points and two first-place votes. Boise State was picked to finish first, receiving 433 points and a league-high 28 first-place votes. Fresno State was selected third with 351 points and five first-place votes. San Diego State was fourth with 338 points and one first-place vote while San Jose State was fifth with 293 points. This season is the first without division since 2012.

Air Force had four players earn preseason all-Mountain West honors. Senior offensive lineman Thor Paglialong and senior running back John Lee Eldridge III earned first-team offensive

AIR FORCE ACADEMY

Air Force Academy ranks with the best

Air Force had several impressive rankings in the the latest US News & World Report rankings of colleges and universities.

- No. 1 - Undergraduate Management
- No. 1 - Aerospace Engineering
- No. 3 - Top Public Schools
- No. 4 - Electrical Engineering
- No. 6 - Mechanical Engineering
- No. 6 - Undergraduate Engineering

Air Force Academy Mission

• To educate, train, and inspire men and women to become officers of character, motivated to lead the United States Air Force in service to our Nation.

Air Force Academy Vision

• The Air Force's premier institution for developing leaders of character.

General USAFA Information

- USAFA is on 18,500 acres at an average of 7,000 feet above sea level
- USAFA hosts over 1 million visitors per year consisting of tourists, sports fans and family members
- In 1955, Lowry AFB became the temporary site of the Academy; on 29 August 1958, the Academy moved to its current location; in 1959, the first class of 207 graduated
- Perhaps the most notable change in the Academy's history was the admission of women. In 1975, President Ford signed legislation permitting women to enter military academies; the first USAFA class including women graduated in 1980.

Cadet Wing/Officer Development

- The Cadet Wing consists of approximately 4,300 cadets.
- USAFA hosts an average of 55 international students each year from 25 countries
- Cadets are organized into 40 squadrons, each containing approximately 110 cadets.
- Cadets Squadrons each have one Air Officer Commanding (AOC) and two Academy Military Trainers (AMTs) assigned as permanent party leadership.
- The Academy brings in approx. 1,200 cadets each summer during Basic Cadet Training (BCT). BCT is a 6-week program where cadets transition from civilian to military life.
- More than half of all Academy faculty and staff are currently serving or retired from the military. Exposing cadets to uniformed military and career civil servants enriches their understanding of Air Force careers and imparts the Air Force culture.
- Approximately 800 - 1,000 cadets graduate each year.
- Cadets must participate in an intercollegiate or intramural sport each semester.

Academics

- 27 academic majors and 11 academic minors.
- All cadets graduate with a Bachelor of Science degree.

honors. Junior nose guard Payton Zdroik and senior safety Trey Taylor each earned first-team defensive honors.

2023 Mountain West Predicted Order of Finish

Team (first-place votes) ... Points

1.	Boise State (28)	433
2.	Air Force (2)	364
3.	Fresno State (5)	351
4.	San Diego State (1)	338
4.	San José State	293
5.	Wyoming	281
7.	Colorado State	201
8.	Utah State	194
9.	UNLV (1)	177
10.	Hawai'i	102
11.	Nevada	92
12.	New Mexico	60

Air Force poll history

Year	Sel (Finish)	Year	Sel (Finish)	Year	Sel (Finish)
1999	2nd (7th)	2009	4th (4th)	2019*	3rd (2nd)
2000	4th (2nd)	2010	4th (4th)	2020*	3rd (5th)
2001	5th (T5th)	2011	3rd (5th)	2021*	3rd (2nd)
2002	5th (3rd)	2012	6th (4th)	2022*	2nd (T2nd)
2003	3rd (T4th)	2013*	3rd (6th)	2023	2nd
2004	7th (T4th)	2014*	6th (4th)		
2005	7th (7th)	2015*	4th (1st)		
2006	7th (T6th)	2016*	2nd (4th)		
2007	7th (2nd)	2017*	4th (4th)		
2008	6th (4th)	2018*	5th (4th)		

* - Division selection

• This season marks the second straight season and fourth overall that Air Force has been picked second. The Falcons finished second or better once in the previous three years when picked second.

• Air Force has finished even or higher than selected 18 times, including 11 times higher, in the 24 previous years in the conference.

BLOCKED KICKS

- Air Force has blocked 43 kicks since 2007 under Calhoun (14 FGs, 19 PATs, 10 punts).
- The Falcons have blocked at least one kick in 16 of 17 seasons under Calhoun.
- Air Force has blocked 141 kicks since 1990 when the program began tracking them. The breakdown: 41 field goals, 39 PATs and 61 punts.

Blocked kicks since 2007

Year	Total	FG	PAT	Punt
2022	0	0	0	0
2021	1	0	1	0
2020	1	1	0	0
2019	4	0	3	1
2018	3	0	1	2
2017	2	0	0	2
2016	3	0	1	2
2015	3	2	1	0
2014	3	1	1	1
2013	6	2	4	0
2012	1	0	1	0
2011	5	2	3	0
2010	4	1	1	2
2009	4	3	1	0
2008	1	0	1	0
2007	2	2	0	0
Total	43	14	19	10

2022 RECAP

Air Force finished the season 10-3 overall and was second in the Mountain West Mountain Division with a 5-3 mark. The Falcons posted their third straight 10-win season, excluding the COVID-shortened 2020 season, which only Alabama, Clemson, Georgia, Ohio State, Utah and Oregon have matched. Air Force won a series-record 21st Commander-in-Chief's Trophy and defeated Baylor to win the Armed Forces Bowl. The Baylor victory marks the fourth consecutive bowl win and third straight over a Power 5 program. The Falcons also won a program-record six national statistical titles in 2022. Air Force won its third-straight national

A DAY IN THE LIFE

Caleb Rillos, Senior, TE

Major: Mechanical Engineering

6:30 a.m.Wake up
 6:45 a.m.Morning Formation
 7:00 a.m.Breakfast
 7:30 a.m.Mech 491 Robot Design
 8:30 a.m.Mech 491 Robot Design (2nd hour)
 9:30 a.m.Mech 460 Exp. Mechanics
 10:30 a.m. ...Mech 460 (2nd hour)
 11:35 a.m. ...Marching / Formation
 11:55 a.m. ...Lunch
 12:45 p.m. ...Mgt 400 Leading Innovation
 1:55 p.m.Position Meeting
 2:30 p.m.Special Teams Meeting
 3:10 p.m.Team Lift
 4:10 p.m.Practice
 6:00 p.m.Shower and Treatment
 7:15 p.m.Dinner and Film
 8:00 p.m.Start Homework
 11:00 p.m. ...Bedtime

Bo Richter, Senior, LB/DL

Major: Business Management

6:30 a.m.Wake up
 6:45 a.m.Morning Formation
 7:00 a.m.Breakfast
 8:30 a.m.Investments
 9:30 a.m.Comparative Religion
 10:30 a.m. ...The American Way of War
 11:35 a.m. ...Marching / Formation
 11:50 a.m. ...Lunch
 12:30 p.m. ...Officer Development
 1:00 p.m.Tape/Pre-Practice Warmup
 1:40 p.m.Position Meeting
 2:30 p.m.Special Teams Meeting
 3:10 p.m.Team Lift
 4:10 p.m.Practice
 6:00 p.m.Shower and Treatment
 7:15 p.m.Dinner and Film
 8:45 p.m.Start Homework
 11:00 p.m. ...Bedtime

John Lee Eldridge III, Senior, RB

Major: Business Management

6:30 a.m.Wake up
 6:45 a.m.Morning Formation
 7:00 a.m.Breakfast
 7:30 a.m.Leadership 400z
 8:30 a.m.Leading Innovation
 9:30 a.m.Org Development & Change
 10:30 a.m. ...Astro engineering
 11:35 a.m. ...Marching / Formation
 11:50 a.m. ...Lunch
 12:30 p.m. ...Officer Development/tutoring
 1:30 p.m.Tape/Pre-Practice Warmup
 1:55 p.m.Position Meeting
 2:30 p.m.Special Teams Meeting
 3:10 p.m.Team Lift
 4:10 p.m.Practice
 6:00 p.m.Shower and Treatment
 7:15 p.m.Dinner and Film
 8:30 p.m.Call home/family
 9:00 p.m.Start Homework
 12:00 a.m. ...Bedtime

rushing title with a 326.7 per-game average, the only team in the nation over 300 yards per game. Air Force is just the second school to win three straight rushing titles and the first since 2008. The Falcons finished the season with the top-ranked total defense for the first time in program history, allowing just 254.4 yards per game. The Falcons are just the second non-Power 5 team in the last 31 years to win the national title in total defense. Air Force won the title for fewest penalty yards per game with just 29.69, time of possession for the second straight season with a 36:33 mark and in yards per completion with a 22.3 average. Senior fullback Brad Roberts won the national title in rushing yards with a school-record 1,728 yards to become the first Falcon to win the national rushing title. Roberts also set school records for carries (345) and 100-yard rushing games (11). Roberts become just the third Falcon to earn Mountain West Conference Offensive Player of the Year honors and first since 2007 and was a third-team All-American by College Football Network. Senior offensive lineman Isaac Cochran was named to the Walter Camp All-America second team, becoming just the fifth player in program history to earn Walter Camp All-America honors and first since defensive back Carlton McDonald in 1992.

INDIVIDUAL NOTES

NATIONAL WATCH LISTS

Thor Paglialong

- **Outland Trophy** goes to the nation's top interior lineman.
- **Lombardi Award** goes to the top offensive or defensive lineman.

Trey Taylor

- **Bronko Nagurski Trophy** goes to the nation's most outstanding defensive player.
- **Jim Thorpe Award** goes to the nation's top defensive back.
- **Chuck Bednarik Award** is presented to the outstanding defensive player in college football.
- **Senior Bowl Watch List** is the premier all-star game for seniors and first stage in the NFL Draft process. The game is played Saturday, Feb. 3, 2024, in Mobile, Ala.

Matthew Dapore

- **Lou Groza Collegiate Place-Kicker Award** goes to the nation's best kicker.

TAYLOR COULD JOIN ELITE COMPANY

Senior Trey Taylor led the Falcons in tackles last season with 69 total. He also had 4.5 tackles for loss, a sack, two interceptions and four pass breakups. The senior safety could become the first player since All-American Weston Steelhammer in 2016 to lead the team in tackles in consecutive seasons. Steelhammer had 80 tackles in 2015 and 80 in 2016 to lead the team. Taylor was second on the team in 2021 with 62 tackles and is the program's active career leaders in tackles with 137. Taylor is currently second on the team in tackles with 11, trailing Alec Mock, who has 14. Taylor opened the season with six tackles vs. Robert Morris and added five vs. Sam Houston.

FIRST TIME SUCCESS

Air Force has several players that found huge success with their first-career carry, catch and pass over the last three seasons. The tradition continued against Robert Morris in the season opener when Zac Larrier's first-career completion and Jared Roznos' first-career reception resulted in an 84-yard touchdown.

- Zac Larrier threw an 84-yard touchdown pass vs. Robert Morris this season
- Jared Roznos scored a touchdown on an 84-yard catch vs. Robert Morris this season
- Jalen Johnson scored a touchdown on an 80-yard run vs. Northern Iowa in 2022
- John Lee Eldridge III scored on a touchdown on a 16-yard at Colorado State in 2021

Although it was not the first completion of his career, Ben Brittain's first completion of 2022, his first since 2020, went for an 80-yard touchdown vs. Northern Iowa.

THE DIESEL STORY

- The Air Force offensive line is nicknamed the Diesel. The background dates back to 2018 when center Christopher Mitchell happened to be walking through the locker room and bumped into tight end Lesley Dalger, who referred to Mitchell as a diesel. The lineman took it and ran with it. The group developed a motto of "It starts with us" meaning that if the offensive line doesn't have a solid game it will be difficult to win. The group takes that mentality to practice every day. They have a blue-collar, bring-your-lunch-pail-to-work mentality. The lineman have hats with a diesel pump and a drop of fuel on the front. Legend has it that they found the hats at a truck stop. The mother of a former Falcon, Wolfgang Rehbock, helped secure 20-25 hats to get it started. Offensive lineman have to earn the hat, but they also give them out to other position players that they feel take on their mentality. There is an official ceremony when a player earns the hat, which is voted on by seniors on the offensive line. The ceremony is shrouded in secrecy, as the members do not discuss it.
- The Diesel produces. The group has helped Air Force lead the nation in rushing three

A DAY IN THE LIFE

Johnathan Youngblood, Senior, ILB

Major: Management

6:30 a.m.Wake up
 6:45 a.m.Morning Formation
 7:00 a.m.Breakfast
 7:30 a.m.Astronautical Engineering
 8:30 a.m.Ops and Project Management
 9:30 a.m.Strategic Mgt (1st hour)
 10:30 a.m. ...Strategic Mgt (2nd hour)
 11:35 a.m. ...Marching / Formation
 11:50 a.m. ...Lunch
 12:30 p.m. ...Officer Development
 1:00 p.m.Tape/Pre-Practice Warmup
 1:40 p.m.Position Meeting
 2:30 p.m.Special Teams Meeting
 3:10 p.m.Team Lift
 4:10 p.m.Practice
 6:00 p.m.Shower and Treatment
 7:15 p.m.Dinner and Film
 8:10 p.m.Start Homework
 12:00 a.m. ...Bedtime

Thor Paglialong, Senior, OL

Major: Management

6:30 a.m.Wake up
 6:45 a.m.Morning Formation
 7:00 a.m.Breakfast
 7:30 a.m.Introduction to Astronautics
 8:30 a.m.Investments
 9:30 a.m.Philosophy
 10:30 a.m. ...Business Ethics
 11:35 a.m. ...Marching / Formation
 11:55 a.m. ...Lunch
 12:30 p.m. ...Officer Development
 1:00 p.m.Tape/Pre-Practice Warmup
 1:55 p.m.Position Meeting
 2:40 p.m.Special Teams Meeting
 3:15 p.m.Team Lift
 4:10 p.m.Practice
 6:15 p.m.Shower and Treatment
 7:15 p.m.Dinner and Film
 8:00 p.m.Start Homework
 11:00 p.m. ...Bedtime

Trey Taylor, Senior, Safety

Major: Management

6:30 a.m.Wake up
 6:45 a.m.Morning Formation
 7:00 a.m.Breakfast
 7:30 a.m.Free Period
 8:30 a.m.Astronautical Engineering
 9:30 a.m.Philosophy
 10:30 a.m. ...Business Ethics
 11:35 a.m. ...Marching / Formation
 11:50 a.m. ...Lunch
 12:30 p.m. ...Officer Development
 1:00 p.m.Tape/Pre-Practice Warmup
 1:55 p.m.Position Meeting
 2:40 p.m.Special Teams Meeting
 3:10 p.m.Team Lift
 4:10 p.m.Practice
 6:20 p.m.Shower and Treatment
 7:15 p.m.Dinner and Film
 8:10 p.m.Start Homework
 11:00 p.m. ...Bedtime

straight years, being the only team in the nation to average over 300 yards per game each season. The group became the first from a non-Power 5 conference to be a finalist for the Joe Moore Award, which goes to the nation's best offensive line. The Falcons were finalist in 2021 and 2022.

ELDRIDGE III LEADS THE WAY

Senior RB John Lee Eldridge III is third on the team in rushing with 94 yards on 10 carries. He opened 2023 rushing for 72 yards on four carries vs. Robert Morris, including a career-long 65 yard run. He added 22 yards on six carries at Sam Houston.

Eldridge III is the top returning rusher with 766 yards, which ranked second on the team in 2022. Eldridge III averaged 7.7 yards per carry which is the sixth-best mark in program history. Eldridge III needs 119 rushing yards to hit the 1,000-yard mark for his career, which would make him the 61st player in Air Force history to hit the century mark.

Air Force Career Rushing Average

#	Player (Pos), Years	Avg.
1.	John Lee Eldridge III (HB), 2021-pres.	7.8
2.	Mike Brown (HB), 1982-84	7.5
3.	Tim McVey (RB), 2015-17	7.2
4.	Ronald Cleveland (WR), 2016-18	7.1
	Antoine Banks (HB), 1990-92	7.1
6.	Anthony LaCoste (TB), 2010-13	7.0
7.	Dee Dowis (QB), 1986-89	6.7
8.	Jon Lee (TB), 2011-14	6.6
	Tobin Ruff (HB), 1994-97	6.6
	Jake Campbell (HB), 1993-95	6.6

DAPORE PLACING HIMSELF AMONG THE BEST

Junior PK Matthew Dapore is on the Lou Groza National Placekicker Award watch list this season. A semifinalist for the award last season, Dapore hit 16-21 field goals and 37-38 extra points for 85 points.

Dapore has hit 26-33 field goals in his career and his .788 percentage ranks sixth in Air Force history. He is tied for 10th in program history in career field goals made with 26. He hit is first two attempts of the season in the Sam Houston game, hitting twice from 42 yards.

FIELD GOALS MADE

#	Player, Years	FGs
1.	Dave Lawson, 1972-75	51
2.	Ryan Harrison, 2007-08	43
3.	Sean Pavlich, 1980-83	42
4.	Luke Strebel, 2015-17	41
5.	Joe Wood, 1989-91	39
6.	Will Conant, 2013-14	30
7.	Joey Ashcroft, 2001-03	29
8.	Erik Soderberg, 2009-11	27
	Dennis Leuthauser, 1967-69	27
10.	David Adams, 1998-00	26
	Matthew Dapore, 2021-pres.	26

BEST FIELD GOAL PERCENTAGE

(At least 10 attempts)

#	Player, Years (FG-A)	Pct.
1.	Will Conant, 2013-14 (30-34)	.882
2.	Jake Koehnke, 2018-19 (22-25)	.880
3.	Luke Strebel, 2015-17 (41-48)	.854
4.	Jackson Whiting, 1998-99 (19-23)	.826
5.	Joe Wood, 1989-91 (39-49)	.796
6.	Matthew Dapore, 2021-pres. (26-33)	.788
7.	Ryan Harrison, 2007-08 (43-56)	.768
8.	David Adams 1998-00 (26-34)	.764
9.	Carlos Mateos, 1984 (12-16)	.750
10.	Joey Ashcroft, 2001-03 (29-39)	.744

RILLOS NATIONAL FOOTBALL FOUNDATION WILLIAM V. CAMPBELL NOMINEE

Senior tight end Caleb Rillos is Air Force's nominee for the National Football Foundation's

79 Hunter Brown

Air Force wears a HB79 sticker on the back of its helmets this year to honor fallen teammate offensive lineman Hunter Brown, who passed away in January after experiencing a medical emergency while leaving his dormitory for class.



A DAY IN THE LIFE

Jayden Thiergood, Senior, DL

Major: Management

Time..... Activity

6:30 a.m..... Wake up
 6:45 a.m..... Morning Formation
 7:05 a.m..... Breakfast
 7:30 a.m..... Astronautical Engineering
 8:30 a.m..... Organizational Development
 9:30 a.m..... Strategic Management
 10:30 a.m..... Strategic Management (Double Period)
 11:35 a.m.. Marching / Formation
 11:55 a.m.. Lunch
 12:45 p.m.. Officer Development
 1:20 p.m..... Tape/Treatment/Warmup
 1:55 p.m..... Position Meeting
 2:40 p.m..... Special Teams Meeting
 3:05 p.m..... Team Lift
 4:10 p.m..... Practice
 6:00 p.m..... Shower and Treatment
 7:15 p.m..... Dinner and Film
 8:10 p.m..... Start Homework
 11:30 p.m.. Bedtime

MW PLAYER OF THE WEEK

Air Force Mountain West Player of the Week honors in 2023 follow below.

Defensive Player of the Week

2023 - Alec Mock vs. Sam Houston (9/9)

Special Teams Player of the Week

2023 - Matthew Dapore vs. Sam Houston (9/9)

William V. Campbell Trophy, which goes annually to college football's top student-athlete. Known as the "Academic Heisman," the trophy goes to the player who has demonstrated outstanding athletic ability, exemplary leadership on the field, in the classroom and the community.

Rillos has a 3.8 cumulative grade point average and a 3.84 core GPA. He is ranked in the top 100 of his class of over 1,100. He is a two-time academic all-Mountain West selection and two-time Mountain West scholar-athlete. He is active in his local community with Fellowship of Christian Athletes, Salvation Army, Operation Christmas Child and the National Honor Society. He is majoring in mechanical engineering.

LARRIER OFF TO SOLID START

Senior QB Zac Larrier earned the starting nod this season. He has responded by leading the Falcons in rushing with 164 yards and two touchdowns on 33 carries. He is averaging 5.0 yards per carry. He has hit 3-6 passes for 109 yards and a touchdown. Larrier is third in the conference in rushing with an 82.0 average and third in yards per carry with a 4.97 average. He had a successful debut as the starting quarterback in the 42-7 win over Robert Morris. He recorded a career-high 99 yards and two touchdowns. Six of his carries went for first downs or touchdowns and he averaged 7.1 yards per carry. He also recorded his first-career statistics in every passing category with two completions, three attempts, 95 yards and a touchdown. Larrier threw an 84-yard touchdown pass on his first-career completion which ties as the fifth-longest in Air Force history. He averaged 47.5 yards per completion and 31.7 yards per attempt.

BURK HAS BIG DAY AT SAM HOUSTON

Senior fullback Owen Burk recorded career highs with 18 carries for 75 yards and a touchdown at Sam Houston. He clinched the win for the Falcons with his five-yard TD run late in the fourth quarter. Burk is second on the team in rushing this season with 112 yards on 24 carries and is tied for the team lead with two touchdowns. He ranks fifth in the MW in yards per carry with a 4.67 norm and is 10th with 56.0 yards per game.

MOCK, DAPORE EARN MW PLAYER OF THE WEEK HONORS

Air Force senior inside linebacker Alec Mock and junior kicker Matthew Dapore were honored as Mountain West Players of the Week for their efforts vs. Sam Houston.

Mock recorded a season-high 11 tackles to earn the defensive player of the week honor. His 11 stops are the most by a Falcon this season and marks the third time in his career he has recorded 10-plus tackles. Four of his tackles forced third downs and the team failed to convert each time on the third down. Mock also had 1.0 tackles for loss for five yards, coming on third and short to force a field goal. The Air Force defense allowed just six first downs and 80 total yards. The award is the first of his career and he is the first Falcon to earn the defensive honor since Vince Sanford in 2021.

Dapore tied a career-high with two field goals, hitting from 42 yards each to mark the first time this season and fourth of career to have two 40-plus field goals in a game. His first field goal gave Air Force a 3-0 lead, while his second gave Air Force the lead for good. Dapore moved into 10th on the career field goals made list with 26. The award is the first of his career and he is the first Falcon to earn the special teams honor since Luke Strebel in 2017.

JARED ROZNOS HAD GREAT DEBUT

Junior WR Jared Roznos made the most of his first-career start in the Robert Morris game. Roznos hauled in an 84-yard touchdown pass for the first catch of his career. The catch ties as the fifth-longest in school history. He finished with two catches for 95 yards, an average of 47.5 yards per catch.

AIR FORCE INDIVIDUAL HONORS

- **7 - Trey Taylor, Senior, DB** - Preseason all-Mountain West by league's media ... Athlon preseason second-team all-Mountain West ... Phil Steele's Magazine preseason first-team all-Mountain West ... Sports Info Solutions preseason first-team all-Mountain West ... Bronko Nagurski Watch List ... Jim Thorpe Watch List ... Chuck Bednarik Watch List ... Senior Bowl Watch List.
- **8 - Bo Richter, Senior, LB/DL** - Athlon preseason fourth-team all-Mountain West ... Phil Steele's Magazine preseason second-team all-Mountain West.
- **11 - Camby Goff, Senior, SPUR** - Athlon preseason second-team all-Mountain West ... Phil Steele's Magazine preseason second-team all-Mountain West.
- **16 - Jayden Goodwin, Senior, DB** - Athlon preseason third-team all-Mountain West ... Sports Info Solutions preseason first-team all-Mountain West.
- **24 - John Lee Eldridge III, Senior, RB** - Preseason all-Mountain West by league's media... Athlon preseason second-team all-Mountain West ... Phil Steele's Magazine preseason third-team all-Mountain West ... Sports Info Solutions preseason first-team all-Mountain West.
- **40 - Alec Mock, Senior, ILB** - HERO Group of 5 preseason second-team All-American ... Athlon preseason first-team all-Mountain West ... Sports Info Solutions preseason first-team all-Mountain West ... Mountain West Defensive Player of the Week vs. Sam Houston.
- **43 - Matthew Dapore, Junior, PK** - Lou Groza National Placekicker Award watch list ...

GAME CAPTAINS

Air Force uses game captains. The captains for each game follow.

Robert Morris

Thor Paglialong (OC), Bo Richter (OLB), Trey Taylor (DB), Camby Goff (DB)

Sam Houston

Thor Paglialong (OC), Wesley Ndago (OL), Jayden Goodwin (DB), Trey Taylor (DB)

Mountain West Special Teams Player of the Week vs. Sam Houston.

• **48 - Jayden Thiergood, Senior, DL** - Athlon preseason second-team all-Mountain West ... Phil Steele's Magazine preseason second-team all-Mountain West ... Phil Steele's Magazine preseason third-team all-Mountain West.

• **59 - Adam Karas, Senior, OL** - Phil Steele's Magazine preseason second-team all-Mountain West ... Sports Info Solutions preseason first-team all-Mountain West.

• **68 - Thor Paglialong, Senior, OL** - Preseason all-Mountain West by league's media ... Athlon preseason first-team all-Mountain West ... Phil Steele's Magazine preseason second-team all-Mountain West ... Sports Info Solutions preseason first-team all-Mountain West ... Outland Trophy Watch List ... Lombardi Award Watch List.

• **69 - Wesley Ndago, Senior, OL** Athlon preseason second-team all-Mountain West ... Phil Steele's Magazine preseason third-team all-Mountain West.

• **96 - Payton Zdroik, Senior, DL** - Preseason all-Mountain West by league's media ... HERO Group of 5 preseason first-team All-America ... Athlon preseason first-team all-Mountain West ... Sports Info Solutions preseason first-team all-Mountain West.

MOUNTAIN WEST 25TH ANNIVERSARY

The 2023-24 season is the 25th for the Mountain West, celebrating 25 years of blazing new trails.

- The first conference to establish a linear sports television network dedicated solely to a conference.
- The first conference to have a female play in an FBS game.
- The first conference to experiment with the coaches' challenge in the college football instant replay system.
- The first to appear in and win a BCS game (Utah vs. Pitt) and first to represent and win a CFP New Year's Six Game - Boise State vs. Arizona.
- The first to broadcast a live football game on Twitter, ahead of even the NFL. Also, the first to stream a live college football bowl game on Facebook.
- The first league to allow student-athletes in Joint Council and Board of Director meetings.
- The first conference to host an eSports event alongside an intercollegiate athletic event.
- 2023 will be the first season without divisions since 2012 (not including the 2020 season, which was impacted by COVID-19).

The Mountain West is one of the most successful and competitive conferences nationally.

- The MW owns the third-best win percentage in bowl games since 2004, trailing only the SEC (.618) and Sun Belt (.576).
- The MW has a winning record against every non-autonomous five conferences.
- In the last 19 years, the MW has been the top non-autonomous five conferences 10 times and the second five times (as determined by composite rankings).
- The Mountain West has been home to at least three 10-win teams in six of the last seven years. The only year the league did not have at least three 10-win teams was during the COVID season in 2020 when the maximum number of games a team played in the league was nine.
- Air Force (#66) was the highest-ranked non-autonomous institution in the final Learfield Directors' Cup standings for 2022-23.



CHARTING THE FALCONS ON CAREER LISTS

RUSHING YARDAGE

(All 1,000-yard efforts listed)

1. Dee Dowis (QB), 1986-89	3,612
2. Asher Clark (RB) 2008-11	3,594
3. Brad Roberts (FB), 2020-22	3,541
4. Beau Morgan (QB), 1994-96	3,379
5. Jacobi Owens (RB), 2014-16	3,005
6. John Kershner (FB), 1980-83	2,726
7. Chad Hall (TB/WR), 2005-07	2,606
8. Shaun Carney (QB), 2004-07	2,561
9. Chance Harridge (QB), 2001-03	2,324
10. Pat Evans (FB), 1984-86	2,284
Brian Bream (TB), 1969-71	2,284
12. Greg Johnson (HB), 1986-89	1,993
13. Tim Jefferson (QB) 2008-11	1,988
14. Jared Tew (FB) 2008-10	1,897
15. Tim McVey (RB), 2015-17	1,890
16. Marty Louthan (QB), 1980-83	1,860
17. Kadin Remsberg (TB), 2018-20	1,779
18. Jason Jones (FB), 1989-91	1,762
19. Rodney Lewis (FB), 1987-90	1,760
20. Haaziq Daniels (QB), 2020-22	1,723
21. Rob Perez (QB), 1990-91	1,702
22. Andy Smith (FB), 1986-88	1,686
23. Bart Weiss (QB), 1983-85	1,677
24. Mike Brown (RB), 1982-84	1,638
25. Terry Isaacson (QB), 1961-63	1,633
26. Ken Wood (TB), 1974-76	1,630
27. Arion Worthman (QB), 2016-18	1,593
28. Shelby Ball (TB), 1976-79	1,551
29. Darnell Stephens (HB), 2002-04	1,537
30. Mike Thiessen (QB), 1998-00	1,534
31. Cody Getz (TB), 2009-12	1,534
32. Anthony Butler (HB), 2001-04	1,525
33. Taven Birdow (FB), 2017-19	1,489
34. Jake Campbell (HB), 1993-95	1,478
35. Leotis Palmer (HB), 1999-02	1,470
36. D.J. Johnson (FB), 2014-16	1,449
37. Qualario Brown (HB), 1997-00	1,406
38. Scotty McKay (HB), 1998-00	1,400
39. Mike Quinlan (HB), 1958-60	1,371
40. Spanky Gilliam (FB), 1996-98	1,354
41. Connor Dietz (QB), 2009-12	1,347
42. Larry Thomson (FB), 1956-58	1,347
43. Jody Simmons (RB), 1982-84	1,336
44. Shane Davern (FB), 2015-16	1,311
45. Nakia Addison (FB), 1994-96	1,296
46. Ted Sundquist (FB), 1980-83	1,289
47. Wayne Young (RB), 1990-93	1,261
48. Jacobe Kendrick (FB), 2003-06	1,252
49. Keith Boyea (QB), 2000-01	1,242
50. Johnny Smith (FB), 1984-86	1,233
51. Albert Booker (RB), 1986-88	1,225
52. Anthony Roberson (RB), 1987-88	1,145
53. Jon Lee (TB), 2011-14	1,135
54. Blane Morgan (QB), 1996-98	1,129
55. Obasi Onuoha (RB), 1990-93	1,114
56. Curtis Martin (HB), 1968-70	1,091
57. Bill Berry (FB), 1971-73	1,074
58. Anthony LaCoste (TB), 2010-13	1,055
59. Cole Fagan (FB), 2017-18	1,024
60. Joel Carlson (TB), 1970-72	1,005

John Lee Eldridge III (HB), 2021-pres. **881**

BEST RUSHING AVERAGE

(Min. 75 attempts)

1. John Lee Eldridge III (HB), 2021-pres.	7.8
2. Mike Brown (HB), 1982-84	7.5
3. Tim McVey (RB), 2015-17	7.2
4. Ronald Cleveland (WR), 2016-18	7.1
Antoine Banks (HB), 1990-92	7.1
6. Anthony LaCoste (TB), 2010-13	7.0
7. Dee Dowis (QB), 1986-89	6.7
8. Jon Lee (TB), 2011-14	6.6
Tobin Ruff (HB), 1994-97	6.6
Jake Campbell (HB), 1993-95	6.6
11. Scotty McKay (HB), 1998-00	6.3

MOST POINTS

(All Players with 200 listed)

1. Luke Strebel (PK), 2015-17	254
2. Beau Morgan (QB), 1994-96	252
3. Dee Dowis (QB), 1986-89	252
4. Sean Pavlich (PK), 1980-83	237
5. Dave Lawson (PK), 1972-75	231
6. Greg Johnson (HB), 1986-89	226
7. Joe Wood (HB), 1989-91	221
8. Brad Roberts (FB), 2020-22	210
Chance Harridge (QB), 2001-03	210
10. Ryan Harrison (PK), 2007-08	209
11. Tim Jefferson (QB), 2008-11	200

Matthew Dapore (PK), 2021-pres. **152**

MOST EXTRA POINT ATTEMPTS

1. Luke Strebel, 2015-17	131
2. Sean Pavlich, 1980-83	118
3. Joe Wood, 1989-91	108
4. Parker Herrington, 2011-12	95
5. Jake Koehnke, 2018-19	88
6. Dave Lawson, 1972-75	87
7. Erik Soderberg, 2009-11	86
8. Will Conant, 2013-14	83
9. Ryan Harrison, 2007-08	82
10. Joey Ashcroft, 2001-03	81

Matthew Dapore, 2021-pres. **76**

MOST EXTRA POINTS MADE

1. Luke Strebel, 2015-17	131
2. Sean Pavlich, 1980-83	111
3. Joe Wood, 1989-91	104
4. Parker Herrington, 2011-12	91
5. Jake Koehnke, 2018-19	83
6. Erik Soderberg, 2009-11	82
7. Will Conant, 2013-14	81
8. Ryan Harrison, 2007-08	80
9. Jackson Whiting, 1998-99	79
10. Dave Lawson, 1972-75	78

Matthew Dapore, 2021-pres. **74**

BEST PAT KICKING CONVERSION PCT

1. Luke Strebel, 2015-17 (131-131)	1.000
Tom Ruby, 1984-85 (57-57)	1.000
Chris Blasy, 1986-87 (22-22)	1.000
Anthony Rodriguez, 2021-22 (22-22)	1.000
Tevye Schuettpehlz-Rohl (16-16)	1.000
6. Jackson Whiting, 1998-99 (79-80)987
7. Will Conant, 2013-14 (81-83)976
Ryan Harrison, 2007-08 (80-82)976
9. Steve Yarbrough, 1987-88 (77-79)975
10. Matthew Dapore, 2021-pres (74-76)974

FIELD GOAL ATTEMPTS

1. Dave Lawson, 1972-75	95
2. Sean Pavlich, 1980-83	58
3. Ryan Harrison, 2007-08	56
4. Dennis Leuthauser, 1967-69	50
5. Joe Wood, 1989-91	49
6. Luke Strebel, 2015-17	48
7. Erik Soderberg, 2009-11	40
Jim Sturch, 1978-79	40
9. Joey Ashcroft, 2001-03	39
10. Randy Roberts, 1994-95	37

Matthew Dapore, 2021-pres. **33**

FIELD GOALS MADE

1. Dave Lawson, 1972-75	51
2. Ryan Harrison, 2007-08	43
3. Sean Pavlich, 1980-83	42
4. Luke Strebel, 2015-17	41
5. Joe Wood, 1989-91	39
6. Will Conant, 2013-14	30
7. Joey Ashcroft, 2001-03	29
8. Erik Soderberg, 2009-11	27
Dennis Leuthauser, 1967-69	27
10. David Adams, 1998-00	26

Matthew Dapore, 2021-pres. **26**


BEST FIELD GOAL PERCENTAGE

(At least 10 attempts)

1. Will Conant, 2013-14 (30-34)882
2. Jake Koehnke, 2018-19 (22-25)880
3. Luke Strebel, 2015-17 (41-48)854
4. Jackson Whiting, 1998-99 (19-23)826
5. Joe Wood, 1989-91 (39-49)796
6. Matthew Dapore, 2021-pres. (26-33)788
7. Ryan Harrison, 2007-08 (43-56)768
8. David Adams 1998-00 (26-34)764
9. Carlos Mateos, 1984 (12-16)750
10. Joey Ashcroft, 2001-03 (29-39)744

AIR FORCE FOOTBALL TO HONOR DOOLITTLE RAIDERS

Air Force football will honor the Doolittle Raiders with the 2023 edition of the Air Power Legacy Series uniforms. The Falcons will wear the uniform for the Navy game Oct. 21 in Annapolis, Md. The Doolittle Raiders were 80 pilots and crew of 16 B-25B Mitchell bombers who launched the Doolittle Raid April 18, 1942. Led by United States Army Air Force Lt. Col. James H. "Jimmy" Doolittle, the Raiders bombed selected targets in the Japanese capital of Tokyo and other military locations on the Japanese homeland. Planning for the Doolittle Raid began in January 1942, in response to the Dec. 7, 1941, attack on Pearl Harbor. The plan featured 16 B-25B medium bombers, each with a crew of five, launched from the U.S. Navy aircraft carrier, USS Hornet (CV-8). Running low on fuel after the bombing, the Raiders had to ditch their planes at sea, bail out, or crash land in China. Most of the Doolittle Raiders safely reached friendly forces and return to action. Lt. Col. Richard "Dick" Cole, Doolittle's co-pilot in the lead B-25 during the mission and last surviving member of the Doolittle Raiders, passed away at the age of 103 April 9, 2019.



The jersey features letters and numbers of steel and rivets like on the B-25 aircraft the Raiders flew in the mission. The right chest lists tail numbers of the aircraft that flew the mission. The left sleeve features the squadron patch of the Raiders, which was created and graciously permitted for use by the Doolittle Tokyo Raiders Association. The back nameplate says Doolittle Raiders. The pants feature the roundel logo on the left front, which includes the star that appeared on the B-25 aircraft. The Raiders mantra, Ever into Peril, appears down the right side of the pants, while Toujours au Danger is on the left leg, which is Ever into Peril in French. The chrome helmet features the B-25 on the front bumper while the back bumper has the nicknames of the planes. Not every helmet will have a nickname, as only nine of the 16 planes had nicknames. Those unnamed aircraft will be represented with the name Doolittle. The right of the helmet features an image of a B-25 while the left has the Raiders patch from the jersey.

Doolittle Plane Nicknames

Serial Number -- Nickname



40-2270 -- Whiskey Pete
 40-2298 -- The Green Hornet
 40-2261 -- The Ruptured Duck
 40-2303 -- Whirling Dervish
 40-2249 -- Hari Kari-er
 40-2278 -- Fickle Finger of Fate
 40-2247 -- The Avenger
 40-2267 -- TNT
 40-2268 -- Bat Out of Hell

The following planes did not have nicknames: 40-2344, 40-2292, 40-2282, 40-2283, 40-2242, 40-2250, 40-2297

Note: Thank you to The National Museum of World War II Aviation who was kind enough to supply the B-25 used in the uniform photos.

Air Power Legacy Series History

- The Air Power Legacy Series began in the 2016 season with the football team wearing an alternate uniform to celebrate the Tiger Shark teeth nose-art which has been represented on multiple Air Force aircraft dating back to World War II.
- While 2016 focused on the past, the Falcons honored the present, and future, of air power in 2017 with the F-35 theme.
- The team honored the AC-130 in 2018.
- Air Force honored the C-17, a large military transport in 2019.
- The Falcons honored the Tuskegee Airmen with the 2020 edition.
- The 2021 edition honored the B-52 Stratofortress.
- The 2022 edition honored the Space Force, which the U.S. Air Force Academy sends about 100 graduates to each year.





FALCON STADIUM

E A S T C L U B

CONSTRUCTION





IMPROVEMENTS OVERVIEW

The new East Club will provide Falcon Fans an unmatched setting to take in football, lacrosse and special events. The new East Club will replace the existing east concourse featuring state-of-the-art amenities with endzone to endzone viewing and enhanced entertainment opportunities for special events, corporate, and group gatherings.

Additional highlights include new concessions, bathrooms and amenities for the entire east concourse of Falcon Stadium, new merchandise areas and will call windows, and improved accessibility and ADA seating.

RENDERINGS



PREMIUM SEATING OPTIONS

The new East Club will have four different indoor seat offerings, all with full club access, along with two open-air hospitality decks. In total more than 1,200 new premium seats will be added to Falcon Stadium.

NO. 1 *LIVING ROOM LOGE*

NO. 2 *STANDARD LOGE*

NO. 3 *PREMIUM CLUB SEATS*

NO. 4 *STANDARD CLUB SEATS*

NO. 5 *OUTDOOR CHAIRBACK SEATS*



Interested in being an inaugural member of the East Club for the 2024 season? Utilize the QR Code to be one of the first to receive project updates and additional information!

More Questions? Visit FalconAthleticFund.com or contact the Falcon Athletic Fund office at 719-333-4545 or giving@airforceathletics.org.

To learn more about philanthropic opportunities, visit falconstadium.org

FOR MORE INFORMATION
AND CONSTRUCTION UPDATES



HEAD COACH TROY CALHOUN

Troy Calhoun is in his 17th season as head coach at Air Force, where he has a 123-78 overall record and a 72-51 mark in Mountain West play. He has led Air Force to 12 bowl games, including a school-record six straight from 2007-12.

Calhoun, who won his 100th game during the 2020 season, has led the program to an 11-win season (2019), four 10-win seasons (2014, 2016, 2021, 2022), four nine-win seasons (2007, 2010, 2021, 2022) and three with eight wins (2008, 2009 and 2015). He has led the Falcons to the Commander-in-Chief's Trophy five times, including 2022. Calhoun led the Falcons to an 8-6 overall record in 2015 and the Mountain Division championship and first-ever MW title game appearance. The 2019 Falcons posted an 11-2 overall record, the third-most wins in program history, and finished second in the MW Mountain Division with a school-record-tying 7-1 record.

Calhoun is the only coach in the 100-plus year history of service academy football to lead teams to at least seven wins and a bowl game in each of his first five seasons. Calhoun has been a semifinalist for the National Coach of the Year award three times (2007, 2010, 2019). Calhoun came to his alma mater in 2007 and took over a program that had three straight losing seasons. Air Force finished the 2007 season 9-4 overall and placed second in the Mountain West Conference with a 6-2 mark in Calhoun's first year. The Falcons earned their first bowl bid in five seasons, advancing to the Armed Forces Bowl in Fort Worth, Texas. The five-game turnaround from the previous season was the largest in the nation by a first-year head coach and tied as the third largest overall in the nation.

Calhoun was named the conference's coach of the year for his efforts. In addition, he was named coach of the year in Region 5 by the American Football Coaches Association and was one of eight finalists for national coach of the year honors.

Calhoun brought a wealth of experience and impressive resume at the collegiate and professional levels that is flooded with success at every stop. Calhoun came to the Academy after serving as offensive coordinator and quarterbacks coach for the Houston Texans in 2006. The Texans were one of only two NFL teams to triple their number of wins from the previous year.

Calhoun became a well-rounded NFL coach, working as a defensive assistant, special teams assistant and offensive assistant with the Denver Broncos from 2003-05. He began his NFL coaching career by serving as the defensive assistant under defensive coordinator Larry Coyer in 2003.

Prior to the NFL, Calhoun was an offensive coordinator for six seasons on the collegiate level. He began his coaching career at Air Force, where he worked as a graduate assistant from 1989-90. He started at quarterback for the Academy in 1986 and was one of only two freshmen to letter for the 1985 team that finished fifth in the final polls with a 12-1 record that included wins over national powers Notre Dame and Texas.

Calhoun served his country from 1989-95 as an active-duty officer in the Air Force. He was the Falcons' recruiting coordinator and the junior varsity offensive coordinator in 1993-94. He moved to Ohio University in 1995 where he served as the quarterbacks coach for two seasons. Calhoun was promoted to offensive coordinator in 1997. Calhoun moved to Wake Forest in 2001 and remained there prior to his stint with the Broncos.

Groomed on the basics of integrity and passion, Calhoun is a native of Roseburg, Ore., and was raised in a home where both kids graduated from the Air Force Academy and were varsity letter winners on nationally ranked teams. He and his wife, Amanda, live in Colorado Springs and have two children, Tyler (21) and Amelia (19).



THE CALHOUN FILE

PERSONAL

Hometown: Roseburg, Ore.
Wife: Amanda
Children: Tyler, Amelia
AF/Career Record: 123-78 (17th year)

BACKGROUND/HONORS

- 1989 graduate of the Academy
- First Academy graduate to be head coach
- 4 years in the NFL
- 2007 MWC coach of the year
- Finalist for national coach of the year (2007)
- Tied as the winningest first-year head coach in school history
- Colorado Coach of the Year (NFF), 2007, '10
- Semifinalist for 2010/2019 National Coach of the Year honors

COACHING EXPERIENCE

Air Force, Head Coach 2007-Present
Houston Texans, Off. Coord./QB's 2006
Denver Broncos 2003-05
Asst. to Head Coach 2005
Off./Special Teams Asst. 2004
Defensive Assistant 2003
Wake Forest, Offensive Coord. 2001-02
Ohio, Offensive Coord. 1996-00
Ohio, Quarterbacks 1995-96
Air Force, JV/Varsity Asst. 1993-94
Air Force, Grad Asst. 1989-90

CALHOUN VS. OPPONENTS

Army 11-5
Baylor 1-0
BYU 1-3
Boise State 4-7
California## 0-2
Colorado 2-0
Colorado State 14-2
FAU 1-1
FCS 17-0
Fresno State 3-1
Georgia State 2-0
Georgia Tech# 1-0
Hawai'i 3-1
Houston## 2-1
Louisville 1-0
Michigan 0-2
Michigan State 0-1
Minnesota 0-1
Navy 8-8
Nevada 5-2
New Mexico 11-5
Notre Dame 1-2
Oklahoma 0-1
Rice# 0-1
Sam Houston 1-0
San Diego State 4-9
San Jose State 3-1
South Alabama# 1-0
TCU 1-4
Toledo# 0-1
UNLV 9-2
Utah 1-3
Utah State 5-5
Washington State# 1-0
Western Michigan# 1-0
Wyoming 8-7
- Bowl Games

CALHOUN HEAD COACHING RECORD

Year	School	Rec.	MW	Home	Away	Neu.	Bowl
2023	Air Force	2-0	0-0	1-0	1-0	0-0	--
2022	Air Force	10-3	5-3/T2nd	6-1	2-2	2-0	Armed Forces, Baylor (W 30-15)
2021	Air Force	10-3	6-2/T1st	4-2	5-0	1-1	First Responder, Louisville (W 31-28)
2020	Air Force	3-3	2-2/5th	2-1	1-2	0-0	--
2019	Air Force	11-2	7-1/2nd	6-0	4-2	1-0	Cheez-It, Washington St. (W 31-21)
2018	Air Force	5-7	3-5/4th	4-2	1-5	0-0	--
2017	Air Force	5-7	4-4/4th	3-3	2-4	0-0	--
2016	Air Force	10-3	5-3/4th	5-1	4-1	1-1	Arizona Bowl, So. Alabama (W 45-21)
2015	Air Force	8-6	6-2/1st	6-0	2-5	0-1	Armed Forces Bowl, California (L 36-55)
2014	Air Force	10-3	5-3/4th	6-0	3-3	1-0	Idaho Potato, W. Mich. (W 38-24)
2013	Air Force	2-10	0-8/6th	2-5	0-5	0-0	---
2012	Air Force	6-7	5-3/4th	5-1	1-5	0-1	Armed Forces, Rice (L 14-33)
2011	Air Force	7-6	3-4/5th	4-3	3-2	0-1	Military Bowl, Toledo (L 41-42)
2010	Air Force	9-4	5-3/T3rd	5-1	3-3	1-0	Independence, Ga. Tech (W 14-7)
2009	Air Force	8-5	5-3/4th	5-1	2-4	1-0	Armed Forces, Houston (W 47-20)
2008	Air Force	8-5	5-3/4th	3-3	4-1	1-1	Armed Forces, Houston (L 28-34)
2007	Air Force	9-4	6-2/2nd	6-0	3-3	0-1	Armed Forces, California (L 36-42)
Totals		123-78	72-51	73-24	41-47	9-7	Bowl Record: 7-5

2023 AIR FORCE FOOTBALL DEPTH CHART - UTAH STATE

Offense

OT	59	Adam Karas (6-4, 285, Sr.) Arvada, CO
	73	Luke Vonderhaar (6-4, 270, So.) Bettendorf, IA
OG	69	Wesley Ndago (6-2, 300, Sr.) Waco, TX
	71	Michael McAninch (6-3, 300, Jr.) Toledo, OH
	72	Christien Hawks (6-3, 290, So.) Norton, KS
C	68	Thor Paglialong (6-4, 300, Sr.) Woodstock, IL
	53	Steven Iles (6-2, 285, Sr.) Riverside, CA
	64	Luke Hallstrom (6-2, 270, Sr.) Naperville, IL
OG	75	Ethan Jackman (6-4, 310, Sr.) Chaska, MN
	56	Mark Hiestand (6-5, 285, Sr.) South Bend, IN
	54	Jackson Kohal (6-4, 305, Jr.) Coeur d'Alene, ID
OT	74	Mason Carlan (6-3, 290, Sr.) North Little Rock, AR
	51	Kaleb Holcomb (6-4, 270, Sr.) Dublin, OH
	76	Alex Moore (6-3, 270, Jr.) Louisville, KY
TE	84	Caleb Rillos (6-5, 255, Sr.) Golden, CO (Ralston Valley)
	81	James Bryant (6-4, 230, Sr.) Roswell, GA
	82	Connor McIntee (6-3, 235, Sr.) Sacramento, CA
	88	Bruin Fleischmann (6-5, 220, So.) Pocatello, ID
QB	9	Zac Larrier (6-0, 195, Sr.) Youngstown, OH
	5	Jensen Jones (6-2, 215, Sr.) Naples, FL
	15	Ben Brittain (6-1, 190 Sr.) Hewitt, TX
FB	26	Owen Burk (5-11, 220, Sr.) Grand Rapids, MI
	33	Jet Harris (6-1, 215, Sr.) Gray, TN
	4	Emmanuel Michel (5-10, 215, Sr.) Lawrenceville, GA
	20	Dylan Carson (6-0, 210, So.) Marysville, WA
TB	24	John Lee Eldridge III (5-9, 200, Sr.) Lee's Summit, MO
	28	Aiden Calvert (5-10, 205, Jr.) Chula Vista, CA
	10	Jalen Johnson (5-10, 185, Sr.) Decatur, GA
WRZ	23	Dane Kinamon (6-0, 205, Sr.) Peachtree City, GA
	21	Cade Harris (5-8, 180, Jr.) South Weber, UT
	18	Kendin Alexander (5-10, 165, Jr.) Seattle, WA
	6	Cameron Breier (6-2, 195, Jr.) Pasco, WA
WRX	13	Jared Roznos (6-0, 190, Jr.) Sacramento, CA
	11	Wyatt Wilson (6-3, 195, Sr.) New Canaan, CT
	2	Brandon Engel (6-2, 210, Jr.) Dallas, TX
	87	Quin Smith (6-1, 190, So.) Adairsville, GA

Defense

DE	13	PJ Ramsey (6-3, 260, Sr.) Phenix City, AL
	87	Caden Blum (6-5, 265, Sr.) Baraboo, WI
	56	Cole Palmer (6-4, 235, Jr.) Colorado Springs, CO
NG	96	Payton Zdroik (6-0, 275, Jr.) Brentwood, CA
	99	Aidan Swartz (6-4, 270, So.) Sylvania, OH
	62	James Tomasi (6-0, 310, Jr.) Provo, UT
DT	55	Kupono Blake (6-2, 270, Sr.) Kalihi, HI
	95	Daniel Grobe (6-7, 270, So.) Tomball, TX
	94	Kaleb Tompkins (6-4, 260, Jr.) Midlothian, TX
OLB	8	Bo Richter (6-2, 250, Sr.) Naperville, IL
	18	Elijah Sanders (6-3, 240, Jr.) Clayton, NC
	35	Jack Curtis (6-5, 245, So.) Dallas, TX
ILB	44	Johnathan Youngblood (5-11, 225, Sr.) Atlanta, GA
	32	Osaro Aihie (6-1, 225 Jr.) San Leandro, CA
	46	Zach Juckel (6-2, 210, So.) Lakeville, MN
ILB	40	Alec Mock (6-3, 240, Sr.) Weddington, NC
	50	Grant Uyl (5-11, 225, Jr.) Grand Rapids, MI
	27	Julian Williams (6-2, 230, Jr.) Aurora, CO
SPUR	19	CJ Boyd (6-1, 200, Jr.) Milwaukee, WI
	16	Jayden Goodwin (6-1, 195, Sr.) Houston, TX
	9	Levi Brown (6-1, 175, So.) Kennesaw, GA
CB	22	Jerome Gaillard, Jr. (6-4, 200, Jr.) Kempner, TX
	0	Trey Williams (5-10, 175, Jr.) Atlanta, GA
	14	K.C. Beard (6-1, 200, Jr.) Antioch, TN
SS	16	Jayden Goodwin (6-1, 195, Sr.) Houston, TX
	10	Jalen Mergerson (5-11, 210, Sr.) Aurora, CO
	12	Patrick Dahlen (6-3, 210, Sr.) Canton, GA
FS	7	Trey Taylor (6-0, 210, Sr.) Frisco, TX
	20	Jake Smith (6-1, 210, Sr.) Roswell, GA
	15	Jake Martin (6-2, 200, Jr.) Monument, CO
CB	3	Jamari Bellamy (6-2, 185, Jr.) Atlanta, GA
	5	Corey Collins (5-11, 185, Sr.) Suwanee, GA
	30	Tyme Collins (6-0, 210, Jr.) Waldorf, MD

Special Teams

PK	43	Matthew Dapore (6-0, 190, Jr.) Springboro, OH
	96	Reagan Tubbs (5-10, 175, So.) Flower Mound, TX
P	97	Luke Freer (6-4, 220, So.) Fairhope, AL -- OR --
	95	Carson Bay (5-11, 160, So.) Tampa, FL
LS	49	Kurt Chesney (6-0, 195, So.) Aliso Viejo, CA
	41	J. Frank Melgarejo III (6-0, 225, Sr.) Plantation, FL
H	95	Carson Bay (5-11, 160, So.) Tampa, FL
	97	Luke Freer (6-4, 220, So.) Fairhope, AL
PR	23	Dane Kinamon (6-0, 195, Jr.) Peachtree City, GA
	13	Jared Roznos (6-0, 190, Jr.) Sacramento, CA
KOR	23	Dane Kinamon (6-0, 195, Jr.) Peachtree City, GA
	13	Jared Roznos (6-0, 190, Jr.) Sacramento, CA
	24	John Lee Eldridge III (5-9, 200, Sr.) Lee's Summit, MO

2023 AIR FORCE FOOTBALL ROSTER - NUMERICAL

#	Name	Pos.	Ht.	Wt.	Yr.	Hometown (High School)
0	Trey Williams	DB	5-10	175	Jr.	Atlanta, GA (Loganville)
2	Brandon Engel	WR	6-2	210	Jr.	Dallas, TX (Lake Dallas)
3	Jamari Bellamy	DB	6-2	185	Jr.	Atlanta, GA (McEachern)
4	Emmanuel Michel	FB	5-10	215	Sr.	Lawrenceville, GA (Archer)
5	Corey Collins	DB	5-11	185	Sr.	Suwanee, GA (Peachtree Ridge)
5	Jensen Jones	QB	6-2	215	Sr.	Naples, FL (St. John Neumann Catholic)
6	Cameron Breier	WR	6-2	195	Jr.	Pasco, WA (Chiawana)
6	Matthew Malloy	OLB	6-3	215	Sr.	Scottsdale, AZ (Notre Dame Prep)
7	Trey Taylor	DB	6-0	210	Sr.	Frisco, TX (Frisco Long Star)
8	Bo Richter	ILB	6-2	250	Sr.	Naperville, IL (Naperville North)
8	Kade Frew	RB	5-9	190	So.	Green Cove Springs, FL (Bolles)
9	Levi Brown	CB	6-1	175	So.	Kennesaw, GA (Allatoona)
9	Zac Larrier	QB	6-0	195	Sr.	Youngstown, OH (Monterey Trail)
10	Jalen Johnson	RB	5-10	185	Sr.	Decatur, GA (Collins Hills)
10	Jalen Mergerson	SAF	5-11	210	Sr.	Aurora, CO (Eaglecrest)
11	Camby Goff	DB	6-1	215	Sr.	Reynoldsburg, OH (Reynoldsburg)
11	Wyatt Wilson	WR	6-3	195	Sr.	New Canaan, CT (New Canaan)
12	John Busha	QB	6-2	205	So.	Port Charlotte, FL (Charlotte)
12	Patrick Dahlen	DB	6-3	210	Sr.	Canton, GA (Cherokee)
13	Jared Roznos	WR	6-0	190	Jr.	Sacramento, CA (Seattle Prep)
13	PJ Ramsey	OLB	6-3	260	Sr.	Phenix City, AL (Central)
14	K.C. Beard	DB	6-1	200	Jr.	Antioch, TN (Cane Ridge)
15	Ben Brittain	QB	6-1	190	Sr.	Hewitt, TX (Reicher Catholic)
15	Jake Martin	DB	6-2	200	Jr.	Monument, CO (Lewis-Palmer)
16	Dylan Evans	WR	5-11	185	So.	Oak Point, TX (Little Elm)
16	Jayden Goodwin	DB	6-1	195	Sr.	Houston, TX (Cypress Falls)
17	Zion Kelly	DB	5-10	190	Sr.	Greenville, SC (Southside)
17	Cannon Turner	QB	6-0	215	Sr.	Arkadelphia, AR (Arkadelphia)
18	Elijah Sanders	OLB	6-3	240	Jr.	Clayton, NC (Clayton)
18	Kendin Alexander	WR	5-10	165	Jr.	Seattle, WA (Seattle Prep)
19	CJ Boyd	DB	6-1	200	Jr.	Milwaukee, WI (University School)
20	Dylan Carson	RB	6-0	210	So.	Marysville, WA (Marysville Pilchuck)
20	Jake Smith	SAF	6-1	210	Sr.	Roswell, GA (Blessed Trinity Catholic)
21	Cade Harris	WR	5-8	180	Jr.	South Weber, UT (Roy)
21	Aidan Plate	DB	6-2	200	Jr.	Dayton, OH (Kettering Archbishop Alter)
22	Jerome Gaillard, Jr.	DB	6-4	200	Jr.	Kempner, TX (Copperas Cove)
23	Dane Kinamon	WR	6-0	205	Sr.	Peachtree City, GA (McIntosh)
24	John Lee Eldridge III	RB	5-9	200	Sr.	Lee's Summit, MO (Lee's Summit North)
24	Robert Mbroh	ILB	6-3	220	Jr.	Oklahoma City, OK (Heritage Hall)
25	Taylor Latham	RB	5-8	180	So.	Madison, MS (Mad. Ridgeland Academy)
26	Christian Hughes	DB	6-2	200	So.	Smyrna, GA (Campbell)
26	Owen Burk	RB	5-11	220	Sr.	Grand Rapids, MI (Allendale)
27	Julian Williams	ILB	6-2	230	Jr.	Aurora, CO (Cherokee Trail)
27	Kaden Cloud	RB	5-9	185	So.	Gilbert, AZ (Williams Field)
28	Aiden Calvert	RB	5-10	205	Jr.	Chula Vista, CA (Mater Dei Catholic)
28	Terrance Cullivan	CB	5-10	185	So.	Cypress, TX (Bridgeland)
29	Evan Rau	WR	5-9	170	So.	Waipahu, HI (Kamehameha)
30	Kale Gibbs	RB	5-8	175	Jr.	Honolulu, HI (LaGrange)
30	Tyme Collins	DB	6-0	210	Jr.	Waldorf, MD (Bishop McNamara)
32	Jordan Scarbrough	WR	5-8	185	So.	Leonardtown, MD (Saint Mary's Ryken)
32	Osaro Aihie	ILB	6-1	225	Jr.	San Leandro, CA (San Leandro)
33	Jet Harris	RB	6-1	225	Sr.	Gray, TN (Dobyns Bennett)
34	Darius Stone	RB	5-11	205	So.	Augusta, GA (Aquinas)
35	Jack Curtis	OLB	6-5	245	So.	Dallas, TX (Highland Park)
38	Ty Hubert	OLB	5-11	200	So.	Canton, GA (Creekview)
40	Alec Mock	ILB	6-3	240	Sr.	Weddington, NC (Weddington)
41	J. Frank Melgarejo III	LS	6-0	225	Sr.	Plantation, FL (American Heritage)
41	Jackson Adams	LB	6-4	240	So.	Centennial, CO (Arapahoe)
42	Jakobi McGowan	DB	6-1	205	Jr.	Indianapolis, IN (Brownsburg)
43	Matthew Dapore	PK/P	6-0	190	Jr.	Springboro, OH (Springboro)
44	Johnathan Youngblood	ILB	5-11	225	Sr.	Atlanta, GA (E. L. Christian Academy)
45	Matt Devine	ILB	6-0	225	Jr.	Cincinnati, OH (St. Xavier)
46	Zach Juckel	ILB	6-2	210	So.	Lakeville, MN (Lakeville South)
47	Kyler Orr	ILB	6-1	210	So.	Chandler, AZ (Chandler)
48	Anthony DeBerardino	LS	6-1	210	Jr.	Apex, NC (Apex Friendship)
48	Jayden Thiergood	DE	6-3	250	Sr.	Chicago, IL (Marian Central Catholic)
49	Kurt Chesney	LS	6-0	195	So.	Aliso Viejo, CA (Aliso Niguel)
50	Grant Uyl	ILB	5-11	225	Jr.	Grand Rapids, MI (DeWitt)
51	Kaleb Holcomb	OT	6-4	270	Sr.	Dublin, OH (Coffman)
51	Drew Dubuclet	ILB	6-0	210	So.	Dallas, TX (Lake Highlands)
52	Matthew Reddick	ILB	6-2	230	So.	Charlotte, NC (South Mecklenburg)
53	Steven Iles	OC	6-2	285	Sr.	Riverside, CA (Corona Centennial)

ALPHABETICAL

#	Name	Pos.
41	Jackson Adams	LB
32	Osaro Aihie	ILB
18	Kendin Alexander	WR
57	Gabriel Averitt	OC
95	Carson Bay	P
14	K.C. Beard	DB
3	Jamari Bellamy	DB
55	Kupono Blake	NG
55	Nick Blessing	OT
87	Caden Blum	DE
93	Andrew BoisD'Enghien	DE
19	CJ Boyd	DB
90	Brian Bradley	DE
6	Cameron Breier	WR
15	Ben Brittain	QB
9	Levi Brown	CB
81	James Bryant	TE
26	Owen Burk	RB
54	Are'an Burr	ILB
12	John Busha	QB
28	Aiden Calvert	RB
74	Mason Carlan	OT
20	Dylan Carson	RB
83	Chances Carter-Hill	TE
49	Kurt Chesney	LS
27	Kaden Cloud	RB
5	Corey Collins	DB
30	Tyme Collins	DB
77	Cameron Collins	OT
61	Costen Cooley	OG
28	Terrance Cullivan	CB
35	Jack Curtis	OLB
12	Patrick Dahlen	DB
43	Matthew Dapore	PK/P
48	Anthony DeBerardino	LS
45	Matt Devine	ILB
51	Drew Dubuclet	ILB
24	John Lee Eldridge III	RB
2	Brandon Engel	WR
16	Dylan Evans	WR
88	Bruin Fleischmann	TE
65	Samuel Floysand	OT
97	Luke Freer	PK
8	Kade Frew	RB
22	Jerome Gaillard, Jr.	DB
92	Jackson Garrett	NG
30	Kale Gibbs	RB
11	Camby Goff	DB
16	Jayden Goodwin	DB
60	John Gordon, Jr.	OL
95	Daniel Grobe	DE
64	Luke Hallstrom	OC
21	Cade Harris	WR
33	Jet Harris	RB
72	Christien Hawks	OT
62	Matthew Heitmann	OL
56	Mark Hiestand	OT
51	Kaleb Holcomb	OT
38	Ty Hubert	OLB
26	Christian Hughes	DB
53	Steven Iles	OC
75	Ethan Jackman	OG

2023 AIR FORCE FOOTBALL ROSTER - NUMERICAL

#	Name	Pos.	Ht.	Wt.	Yr.	Hometown (High School)
54	Are'an Burr	ILB	6-3	205	So.	Colorado Springs, CO (Air Academy)
54	Jackson Kohal	OL	6-4	305	Jr.	Coeur d'Alene, ID (Coeur d'Alene)
55	Kupono Blake	NG	6-2	270	Sr.	Kalihi, HI (Kamehameha)
55	Nick Blessing	OT	6-4	250	So.	Allen, TX (Allen)
56	Cole Palmer	DE	6-4	235	Jr.	Colorado Springs, CO (TCA)
56	Mark Hiestand	OT	6-5	285	Sr.	South Bend, IN (Saint Joseph)
57	Colin Stewart	DT	6-2	240	So.	Franklin, TN (Christ Presbyterian Academy)
57	Gabriel Averitt	OC	6-3	270	So.	Lakeland, FL (Lakeland Christian)
59	Adam Karas	OT	6-4	285	Sr.	Arvada, CO (Pomona)
60	John Gordon, Jr.	OL	6-2	305	Jr.	Murfreesboro, TN (Siegel)
61	Costen Cooley	OG	6-4	270	So.	Mesa, AZ (Red Mountain)
62	James Tomasi	DL	6-0	310	Jr.	Provo, UT (Provo)
62	Matthew Heitmann	OL	6-4	290	Jr.	Littleton, CO (Dakota Ridge)
64	Luke Hallstrom	OC	6-2	270	Sr.	Naperville, IL (Naperville Central)
65	Samuel Floysand	OT	6-3	275	So.	Cottage Grove, MN (Cretin-Derham Hall)
66	Jace Sutulovich	OG	6-3	285	So.	Siloam Springs, AR (Siloam Springs)
68	Thor Paglialong	OC	6-4	300	Sr.	Woodstock, IL (Marian Central Catholic)
69	Wesley Ndago	OG	6-2	300	Sr.	Waco, TX (Midway)
71	Michael McAninch	OL	6-3	300	Jr.	Toledo, OH (Western)
72	Christien Hawks	OT	6-3	290	So.	Norton, KS (Norton)
73	Luke Vonderhaar	OT	6-4	270	So.	Bettendorf, IA (Pleasant Valley)
74	Mason Carlan	OT	6-3	290	Sr.	North Little Rock, AR (North Little Rock)
75	Ethan Jackman	OG	6-4	310	Sr.	Chaska, MN (Chaska)
76	Alex Moore	OL	6-3	270	Jr.	Louisville, KY (Trinity)
77	Cameron Collins	OT	6-3	260	So.	Lebanon, OH (Saint Xavier)
78	Trevor Tate	OT	6-2	270	So.	Waxhaw, NC (Cuthbertson)
80	Tre Roberson	WR	6-2	205	So.	Helena, AL (Thompson)
81	James Bryant	TE	6-4	230	Sr.	Roswell, GA (Blessed Trinity)
82	Connor McIntee	TE	6-3	235	Sr.	Sacramento, CA (Jesuit)
83	Chances Carter-Hill	TE	6-2	230	So.	Cuyahoga Falls, OH (Archbishop Hoban)
84	Caleb Rillos	TE	6-5	255	Sr.	Golden, CO (Ralston Valley)
85	Parker Menefee	TE	6-6	240	So.	Missouri City, TX (Ridge Point)
87	Caden Blum	DE	6-5	265	Sr.	Baraboo, WI (Baraboo)
87	Quin Smith	WR	6-1	190	So.	Adairsville, GA (Calhoun)
88	Bruin Fleischmann	TE	6-5	220	So.	Pocatello, ID (Century)
89	Parker St. John	WR	6-2	190	Jr.	Orlando, FL (Boone)
90	Brian Bradley	DE	6-2	230	So.	Woodstock, GA (River Ridge)
92	Jackson Garrett	NG	6-3	270	So.	West Chester, OH (Moeller)
93	Andrew BoisD'Enghien	DE	6-3	280	Sr.	Pleasanton, CA (Braden River)
94	Kaleb Tompkins	DL	6-4	260	Jr.	Midlothian, TX (Midlothian)
95	Carson Bay	P	5-11	160	Jr.	Tampa, FL (Robinson)
95	Daniel Grobe	DE	6-7	270	So.	Tomball, TX (Tomball Memorial)
96	Payton Zdroik	DL	6-0	275	Jr.	Brentwood, CA (Liberty)
96	Reagan Tubbs	PK	6-0	175	So.	Flower Mound, TX (Flower Mound)
97	Brent Winfree	NG	6-4	275	So.	Sunnyvale, TX (Sunnyvale)
97	Luke Freer	PK	6-4	220	So.	Fairhope, AL (Fairhope)
99	Aidan Swartz	DT	6-4	270	So.	Sylvania, OH (Sylvania Northview)

#	Name	Pos.
10	Jalen Johnson	RB
5	Jensen Jones	QB
46	Zach Juckel	ILB
59	Adam Karas	OT
17	Zion Kelly	DB
23	Dane Kinamon	WR
54	Jackson Kohal	OL
9	Zac Larrier	QB
25	Taylor Latham	RB
6	Matthew Malloy	OLB
15	Jake Martin	DB
24	Robert Mbroh	ILB
71	Michael McAninch	OL
42	Jakobi McGowan	DB
82	Connor McIntee	TE
41	J. Frank Melgarejo III	LS
85	Parker Menefee	TE
10	Jalen Mergerson	SAF
4	Emmanuel Michel	FB
40	Alec Mock	ILB
76	Alex Moore	OL
69	Wesley Ndago	OG
47	Kyler Orr	ILB
68	Thor Paglialong	OC
56	Cole Palmer	DE
21	Aidan Plate	DB
13	PJ Ramsey	OLB
29	Evan Rau	WR
52	Matthew Reddick	ILB
8	Bo Richter	ILB
84	Caleb Rillos	TE
80	Tre Roberson	WR
13	Jared Roznos	WR
18	Elijah Sanders	OLB
32	Jordan Scarbrough	WR
20	Jake Smith	SAF
87	Quin Smith	WR
89	Parker St. John	WR
57	Colin Stewart	DT
34	Darius Stone	RB
66	Jace Sutulovich	OG
99	Aidan Swartz	DT
78	Trevor Tate	OT
7	Trey Taylor	DB
48	Jayden Thiergood	DE
62	James Tomasi	DL
94	Kaleb Tompkins	DL
96	Reagan Tubbs	PK
17	Cannon Turner	QB
50	Grant Uyl	ILB
73	Luke Vonderhaar	OT
0	Trey Williams	DB
27	Julian Williams	ILB
11	Wyatt Wilson	WR
97	Brent Winfree	NG
44	Johnathan Youngblood	ILB
96	Payton Zdroik	DL

PRONUNCIATION CHART

4.....	Emmanuel Michel (Michelle)
6.....	Cameron Breier (BRY-er)
8.....	Bo Richter (RICK-ter)
9.....	Zac Larrier (LAIR-e-er)
10.....	Jalen Mergerson (mer-GER-son)
12.....	Patrick Dahlen (DAHL-un)
12.....	John Busha (Boo-SHAY)
13.....	Jared Roznos (ROZ-no-ss)
15.....	Ben Brittain (Britten)
22.....	Jerome Gaillard (Gay-leard)
24.....	Robert Mbroh (M-bro)
29.....	Evan Rau (RAUW)
30.....	Kale Gibbs (Kall-AH)
32.....	Osaro Aihie (I-he)
41.....	J. Frank Melgarejo III (Mal-guh-rey-ho)
43.....	Matthew Dapore (duh-POUR)
46.....	Zack Juckel (JUCK-uhl)

48.....	Jayden Thiergood (THEER-good)
50.....	Grant Uyl (U-ull)
51.....	Drew Dubuclet V (Doo-BOO-clet)
53.....	Steven Iles (I-uhls)
54.....	Are'an Burr (Air-E-on)
54.....	Jackson Kohal (KOE-haul)
56.....	Matt Heistand (HE-stand)
62.....	Matthew Heitmann (Heat-man)
62.....	James Tomasi (TOE-moss-ee)
59.....	Adam Karas (CARE-us)
66.....	Jace Sutulovich (SUH-toll-O-vitch)
68.....	Thor Paglialong (PAG-le-ah-long)
69.....	Wesley Ndago (N-DAY-go)
71.....	Michael McAninch (McAnn-ITCH)
73.....	Luke Vonderhaar (Vonder-HARR)
88.....	Bruin Fleischmann (FLY-shmun)
95.....	Daniel Grobe (Grobe-EE)
93.....	Andrew BoisD'Enghien (Boyd-DEE-gahn)
96.....	Payton Zdroik (ZUH-droik)

Quarterbacks

#5 - Jensen Jones, QB

6-2, 215, Sr., Naples, FL

(St. John Neumann Catholic)

2323

• Five carries for 35 yards and a TD vs. RMU... career highs in carries and yards and matched career-best in TDs

Career

- Played in 10 games last four seasons
- Played in seven games in 2022
- Three carries for a season-high 28 yards and a TD vs. New Mexico in 2022

2023 Game-by-Game

Rushing	Att	Yds	TD	Lg
RMU	5	35	1	12
Sam Houston	DNP			

Passing	A-C-Int	Yds	TD	Lg
RMU	0-0-0	0	0	--
Sam Houston	DNP			

2022 Game-by-Game

Rushing	Att	Yds	TD	Lg
UNI	4	18	1	15
Colorado	0	0	0	--
Wyoming	DNP			
Nevada	2	14	0	8
Navy	DNP			
Utah State	DNP			
UNLV	1	4	0	4
Boise State	4	18	0	8
Army	DNP			
New Mexico	3	28	1	11
Colorado St.	DNP			
San Diego St.	0	0	0	--
Baylor	DNP			

Passing	A-C-Int	Yds	TD	Lg
UNI	0-0-0	0	0	--
Colorado	0-0-0	0	0	--
Wyoming	DNP			
Nevada	0-0-0	0	0	--
Navy	DNP			
Utah State	DNP			
UNLV	0-1-0	0	0	--
Boise State	0-0-0	0	0	--
Army	DNP			
New Mexico	0-0-0	0	0	--
Colorado St.	DNP			
San Diego St.	0-0-0	0	0	--
Baylor	DNP			

2021 Game-by-Game

Rushing	Att	Yds	TD	Lg
Lafayette	DNP			
Navy	DNP			
Utah State	DNP			
FAU	DNP			
New Mexico	DNP			
Wyoming	DNP			
Boise State	DNP			
SDSU	DNP			
Army	DNP			

CSU	DNP			
Nevada	DNP			
UNLV	4	27	1	12
Louisville	DNP			

Passing	A-C-Int	Yds	TD	Lg
Lafayette	DNP			
Navy	DNP			
Utah State	DNP			
FAU	DNP			
New Mexico	DNP			
Wyoming	DNP			
Boise State	DNP			
SDSU	DNP			
Army	DNP			
CSU	DNP			
Nevada	DNP			
UNLV	0-0-0	0	0	0
Louisville	DNP			

Career Highs

Rushing

Carries: 5, RMU, 2023

Yards: 35, RMU, 2023

TDs: 1, RMU, 2023

Long: 15, Northern Iowa, 2022

Passing

Comps: None

Atts: 1, UNLV, 2022

Yards: None

TDs: None

Long: None

Career Statistics

Rushing

Year	G	Att	Yds	Avg	TDs	Lg
2023	1	5	35	7.0	1	12 (RMU)
2022	7	14	82	5.9	2	15 (UNI)
2021	1	4	27	6.8	1	12 (UNLV)
2020	1	2	13	6.5	0	7 (USU)
Total	10	25	157	6.3	3	

Passing

Year	G	C-A-I	Pct.	Yds	TD	Lg
2023	1	0-0-0	.000	0	0	--
2022	7	0-1-0	.000	0	0	--
2021	1	0-0-0	.000	0	0	--
2020	1	0-0-0	.000	0	0	--
Total	10	0-1-0	.000	0	0	--

#9 - Zac Larrier, QB

6-0, 195, Sr.

Youngstown, OH

(Monterey Trail)

2023

• Third in the MW in rushing (82.0) and yards per carry (5.0)

• Leads team in rushing with 164 yards and rushing touchdowns with two

• First-career start came vs. Robert Morris ... recorded career highs in every rushing category with 14 carries, 99 yards and two touchdowns...six of his carries went for first downs or touchdowns...averaged 7.1 yards per carry...first-career statistics in every

passing category with two completions, three attempts, 95 yards and a touchdown...threw an 84-yard touchdown pass on his first-career completion which ties as the fifth-longest in Air Force history

• In Air Force's win over Robert Morris, Larrier threw for 95 yards, completing two of his three passes which is the most passing yards by a Mountain West quarterback in a game with three or fewer attempts in conference history.

• Moved back to QB during spring after moving to WR in 2022

Career

• Played in six games in 2022, missing six due to injury

• Fifth on the team in receiving in 2022 with two catches for 31 yards

• Rushed for 60 yards on six carries vs. Colorado with a career-long run of 28 yards

• Season highs in every rushing category vs. UNLV in 2021 with nine carries for 80 yards and his first-career touchdown

• Returned to Academy after missing 2020

• Two-time MW track champion in the 200-meters

2023 Game-by-Game

Rushing	Att	Yds	TD	Lg
RMU	14	99	2	26
Sam Houston	19	65	0	12

Passing	A-C-Int	Yds	TD	Lg
RMU	2-3-0	95	1	84
Sam Houston	1-3-0	14	0	14

2022 Game-by-Game

Rushing	Att	Yds	TD	Lg
UNI	DNP			
Colorado	6	60	0	28
Wyoming	DNP			
Nevada	DNP			
Navy	DNP			
Utah State	DNP			
UNLV	3	4	0	6
Boise State	1	-6	0	-6
Army	2	2	0	2
New Mexico	0	0	0	--
Colorado St.	DNP			
San Diego St.	0	0	0	--
Baylor	DNP			

Receiving	Att	Yds	TD	Lg
UNI	DNP			
Colorado	0	0	0	--
Wyoming	DNP			
Nevada	DNP			
Navy	DNP			
Utah State	DNP			
UNLV	0	0	0	--
Boise State	1	37	0	37
Army	1	-6	0	-6
New Mexico	0	0	0	--
Colorado St.	DNP			
San Diego St.	0	0	0	--
Baylor	DNP			

Passing	A-C-Int	Yds	TD	Lg
UNI	DNP			
Colorado	0-0-0	0	0	--
Wyoming	DNP			
Nevada	DNP			
Navy	DNP			
Utah State	DNP			
UNLV	0-0-0	0	0	--

2022 AIR FORCE FOOTBALL BIOS -- OFFENSE

Boise State	0-0-0	0	0	--
Army	0-0-0	0	0	--
New Mexico	0-0-0	0	0	--
Colorado St.	DNP			
San Diego St.	0-0-0	0	0	--
Baylor	DNP			

2021 Game-by-Game

Rushing	Att	Yds	TD	Lg
Lafayette	1	6	0	6
Navy	DNP			
Utah State	DNP			
FAU	DNP			
New Mexico	1	4	0	4
Wyoming	DNP			
Boise State	DNP			
SDSU	1	16	0	16
Army	DNP			
CSU	DNP			
Nevada	0	0	0	--
UNLV	9	80	1	18
Louisville	DNP			

Passing	A-C-Int	Yds	TD	Lg
Lafayette	0-0-0	0	0	--
Navy	DNP			
Utah State	DNP			
FAU	DNP			
New Mexico	0-0-0	0	0	--
Wyoming	DNP			
Boise State	DNP			
SDSU	0-0-0	0	0	--
Army	DNP			
CSU	DNP			
Nevada	0-0-0	0	0	--
UNLV	0-0-0	0	0	--
Louisville	DNP			

Career Highs

Rushing

Carries: 19, Sam Houston, 2023
Yards:..... 99, RMU, 2023
TDs: 2, RMU, 2023
Long:..... 28, Colorado, 2022

Receiving

Carries: 1, Army, 2022
Yards:..... 37, Boise State, 2022
TDs: None
Long:..... 37, Boise State, 2022

Passing

Comps: 2, RMU, 2023
Atts:..... 3, Sam Houston, 2023
Yards:..... 95, RMU, 2023
TDs: 1, RMU, 2023
Long:..... 84, RMU, 2023

Career Statistics

Rushing

Year	G	Att	Yds	Avg	TD	Lg
2023	2	33	164	5.0	2	26 (RMU)
2022	6	12	60	5.0	0	28 (CU)
2021	5	12	106	8.8	1	18 (UNLV)
2019	1	1	-3	-3.0	0	-3 (Colg)
Total	14	58	327	5.6	3	

Receiving

Year	G	Att	Yds	Avg	TD	Lg
2022	6	1	37	37.0	0	37 (BSU)
Total	6	1	37	37.0	0	37 (BSU)

Passing

Year	G	C-A-I	Pct.	Yds	TD	Lg
2023	2	3-6-0	.500	109	1	84 (RMU)
2022	6	0-0-0	.000	0	0	--
2021	5	0-0-0	.000	0	0	--
2019	1	0-0-0	.000	0	0	--
Total	14	3-6-0	.500	109	1	

#15 - Ben Brittain, QB

6-1, 190, Sr., Hewitt, TX
 (Reicher Catholic)

2023

- Rushed for seven yards on one carry vs. RMU

Career

- Career passing: 2-3, 111 yards, 1 TD
- Played in five games in 2022
- Threw a career-long 80 yard touchdown pass on his only attempt vs. Nevada on his first play of the game...80-yard completion ties as eighth longest in program history...pass attempt was his first since 2020
- Played in two games in 2020...hit only pass attempt of season vs. Boise State (31 yards)

2023 Game-by-Game

Rushing	Att	Yds	TD	Lg
RMU	1	7	0	7
Sam Houston	DNP			

Passing	A-C-Int	Yds	TD	Lg
RMU	0-0-0	0	0	--
Sam Houston	DNP			

2022 Game-by-Game

Rushing	Att	Yds	TD	Lg
UNI	0	0	0	--
Colorado	DNP			
Wyoming	DNP			
Nevada	3	25	0	19
Navy	DNP			
Utah State	DNP			
UNLV	0	0	0	--
Boise State	0	0	0	--
Army	DNP			
New Mexico	0	0	0	--
Colorado St.	DNP			
San Diego St.	DNP			
Baylor	DNP			

Passing	A-C-Int	Yds	TD	Lg
UNI	0-0-0	0	0	--
Colorado	DNP			
Wyoming	DNP			
Nevada	1-1-0	80	1	80
Navy	DNP			
Utah State	DNP			
UNLV	0-0-0	0	0	--
Boise State	0-1-0	0	0	--
Army	DNP			
New Mexico	0-0-0	0	0	--
Colorado St.	DNP			
Baylor	DNP			

Career Highs

Rushing

Carries: 3, Nevada, 2022
Yards:..... 25, Nevada, 2022
TDs: None
Long:..... 19, Nevada, 2022

Career Highs

Comps: 1, Nevada, 2022
Atts:..... 1, Boise State, 2022
Yards:..... 80, Nevada, 2022
TDs: 1, Nevada, 2022
Long:..... 80, Nevada, 2022

Career Statistics

Rushing

Year	G	Att	Yds	Avg	TD	Lg
2023	1	1	7	7.0	0	7 (RMU)
2022	5	3	25	8.3	0	19 (Nev)
2021	0	0	0	0.0	0	0
2020	2	4	15	3.8	0	8 (BSU)
Total	8	8	47	5.8	0	

Passing

Year	G	C-A-I	Pct.	Yds	TD	Lg
2023	1	0-0-0	.000	0	0	--
2022	5	1-2-0	.500	80	1	80 (Nev)
2021	0	0-0-0	.000	0	0	--
2020	2	1-1-0	1.000	31	0	31 (BSU)
Total	8	2-3-0	.667	111	1	

Running Backs

#4 - Emmanuel Michel, FB

5-10, 215, Sr., Lawrenceville, GA
 (Archer)

2023

- Season-high 53 yards on eight carries at Sam Houston
- Rushed for 15 yards on four carries vs. RMU

Career

- Played in 10 games in 2022
- Season-high 11 carries for 52 yards and a touchdown at UNLV
- Rushed for 39 yards and a touchdown on seven carries vs. Nevada...season long run of 26 yards
- Played in 12 games in 2021
- Third on the team in rushing with 427 yards on 73 carries
- Two 100-yard rushing games (Utah State, UNLV)
- 12 carries for 123 yards and a TD vs. UNLV... had a career-long run of 64 yards
- Recorded 11 carries for a career-high 133 yards and first two touchdowns of his career vs. Utah State...led the team in rushing for the first time in his career

2023 Game-by-Game

Rushing	Att	Yds	TD	Lg
RMU	4	15	0	4
Sam Houston	8	53	0	22

2022 Game-by-Game

Rushing	Att	Yds	TD	Lg
UNI	5	24	0	9
Colorado	6	35	0	7
Wyoming	DNP			
Nevada	7	39	1	26
Navy	DNP			
Utah State	3	12	0	5
UNLV	11	52	1	8
Boise State	1	4	0	4
Army	0	0	0	--
New Mexico	10	60	0	14

2022 AIR FORCE FOOTBALL BIOS -- OFFENSE

Colorado St.	8	30	0	6
San Diego St.	1	-4	0	-4
Baylor	DNP			

2021 Game-by-Game

Rushing	Att	Yds	TD	Lg
Lafayette	1	3	0	3
Navy	1	3	0	3
Utah State	11	133	2	55
FAU	8	30	0	9
New Mexico	7	37	0	8
Wyoming	5	21	0	8
Boise State	1	5	0	5
SDSU	4	1	0	4
Army	DNP			
CSU	5	14	0	5
Nevada	14	51	0	11
UNLV	12	123	1	64
Louisville	4	6	0	2

Career Highs

Rushing

Carries:..... 14, Nevada, 2021
Yards:..... 133, Utah State, 2021
TDs:..... 2, Utah State, 2021
Long:..... 64, UNLV, 2021

Career Statistics

Rushing

Year	G	Att	Yds	Avg	TD	Lg
2023	2	12	68	5.7	0	22 (SH)
2022	10	52	252	4.8	2	26 (Nev)
2021	12	73	427	5.8	3	64 (UNLV)
Total	24	137	747	5.5	5	

#10 - Jalen Johnson, RB

5-10, 185, Sr., Decatur, GA
 (Collins Hills)

2023

- Played in two games, no statistics
- One of the deep backs on KOR

Career

- Played in six games in 2022
- Two carries for 102 yards and a touchdown
- Career-long 80-yard TD run on first-career carry (UNI) which ties as the fifth-longest in program history and longest since 2021

2023 Game-by-Game

Rushing	Att	Yds	TD	Lg
RMU	0	0	0	--
Sam Houston	0	0	0	--

2022 Game-by-Game

Rushing	Att	Yds	TD	Lg
UNI	1	80	1	80
Colorado	DNP			
Wyoming	0	0	0	--
Nevada	0	0	0	--
Navy	DNP			
Utah State	1	22	0	22
UNLV				
Boise State	DNP			
Army	DNP			
New Mexico	0	0	0	--
Colorado St.	DNP			
San Diego St.	DNP			
Baylor	DNP			

Career Highs

Carries:..... 1, Utah State, 2022
Yards:..... 80, Northern Iowa, 2022
TDs:..... 1, Northern Iowa, 2022
Long:..... 80, Northern Iowa, 2022

Career Statistics

Rushing

Year	G	Att	Yds	Avg	TD	Lg
2023	2	0	0	0.0	0	--
2022	6	2	102	51.5	1	80 (UNI)
Total	8	2	102	51.5	1	80 (UNI)

#20 - Dylan Carson, FB

6-0, 210, So., Marysville, WA
 (Marysville Pilchuck)

2023

- Rushed for 15 yards on three carries at Sam Houston
- Rushed for 50 yards on five carries with a long of 29 yards vs. RMU in first-career game

Career

- Did not see any action in 2022

2023 Game-by-Game

Rushing	Att	Yds	TD	Lg
RMU	5	50	0	29
Sam Houston	3	15	0	7

Career Highs

Carries:..... 5, RMU, 2023
Yards:..... 50, RMU, 2023
TDs:..... None
Long:..... 29, RMU, 2023

Career Statistics

Rushing

Year	G	Att	Yds	Avg	TD	Lg
2023	2	8	65	8.1	0	29 (RMU)

#24 - John Lee Eldridge III, RB

5-9, 200, Sr., Lee's Summit, MO
 (Lee's Summit North)

2023

- Third on the team in rushing with 94 yards on 10 carries...averaging 9.4 yards per carry
- Rushed for 22 yards on six carries at Sam Houston
- Rushed for 72 yards on four carries vs. RMU...career-long run of 65 yards
- Preseason all-MW
- Practiced at both RB and FB in spring and preseason drills

Career

- Air Force leader in career rushing average with 7.8 mark
- Second on the team in rushing in 2022 with 766 yards and third with four touchdowns
- Averaged 7.7 yards per carry in 2022 which ranks sixth in program history for a single-season
- Three career 100-yard rushing games, all coming in 2022
 - Wyoming L (13-104-0)
 - Nevada W (8-102-0)

-UNLV W (8-116-1)

- Rushed for a career-high 116 yards and a touchdown on eight carries at UNLV...scored on a season-long 60 yard run
- Back-to-back 100-yard games (Nevada, Wyoming)
- Played in nine games in 2021, one start...averaged 7.0 yards per carry
- First-career carry came at Colorado State in 2021, scoring on a season-long 16-yard run

2023 Game-by-Game

Rushing	Att	Yds	TD	Lg
RMU	4	72	0	65
Sam Houston	6	22	0	11

2022 Game-by-Game

Rushing	Att	Yds	TD	Lg
UNI	8	85	1	27
Colorado	8	88	1	40
Wyoming	13	104	0	35
Nevada	8	102	0	48
Navy	7	29	0	7
Utah State	9	52	0	16
UNLV	8	116	1	60
Boise State	4	-2	0	7
Army	1	0	0	0
New Mexico	5	24	1	10
Colorado St.	6	50	1	15
San Diego St.	12	53	0	16
Baylor	10	65	0	34

2021 Game-by-Game

Rushing	Att	Yds	TD	Lg
Lafayette	0	0	0	--
Navy	0	0	0	--
Utah State	DNP			
FAU	0	0	0	--
New Mexico	DNP			
Wyoming	0	0	0	--
Boise State	0	0	0	--
SDSU	0	0	0	--
Army	0	0	0	--
CSU	1	16	1	16
Nevada	DNP			
UNLV	2	5	0	4
Louisville	DNP			

Career Highs

Carries:..... 13, Wyoming, 2022
Yards:..... 116, UNLV, 2022
TDs:..... 1, Colorado State, 2022
Long:..... 65, RMU, 2023

Career Statistics

Rushing

Year	G	Att	Yds	Avg	TD	Lg
2023	2	10	94	9.4	0	65 (RMU)
2022	13	99	766	7.7	4	60 (LV)
2021	9	3	21	7.0	1	16 (CSU)
Total	24	112	881	7.8	5	

#26 - Owen Burk, FB

5-11, 220, Sr., Grand Rapids, MI
 (Allendale)

2023

- Second on the team in rushing with 112 yards and a team-best-tying two TDs on 24 carries.
- Ranks fifth in the MW in yards per carry (4.67) and 10th in rushing (56.0)
- Career high in rushing in back-to-back

games

- Career- and team-high 75 yards and a TD on career-high 18 carries at Sam Houston
- Then-career-high 37 yards and first-career touchdown on six carries in first-career start vs. RMU...career-long run of 27 yards for the TD

Career

- Played in six games in 2022, rushing for 43 yards on 16 carries
- Played in four games in 2021
- Played in one game in 2020

2023 Game-by-Game

Rushing	Att	Yds	TD	Lg
RMU	6	37	1	27
Sam Houston	18	75	1	10

2022 Game-by-Game

Rushing	Att	Yds	TD	Lg
UNI	2	-2	0	-2
Colorado	0	0	0	--
Wyoming	DNP			
Nevada	3	9	0	4
Navy	DNP			
Utah State	0	0	0	--
UNLV	11	36	0	9
Boise State	DNP			
Army	DNP			
New Mexico	0	0	0	--
Colorado St.	DNP			
San Diego St.	DNP			
Baylor	DNP			

2021 Game-by-Game

Rushing	Att	Yds	TD	Lg
Lafayette	1	6	0	6
Navy	DNP			
Utah State	0	0	0	--
FAU	DNP			
New Mexico	DNP			
Wyoming	DNP			
Boise State	DNP			
SDSU	DNP			
Army	DNP			
Colorado St.	0	0	0	--
Nevada	DNP			
UNLV	5	16	0	7
Louisville	DNP			

Career Highs

Carries: 18, Sam Houston, 2023
Yards: 75, Sam Houston, 2023
TDs: 1, Sam Houston, 2023
Long: 27, RMU, 2023

Career Statistics

Rushing	Year	G	Att	Yds	Avg	TDs	Lg
	2023	2	24	112	4.7	2	27 (RMU)
	2022	6	16	43	2.7	0	9 (UNLV)
	2021	4	6	22	3.7	0	7 (UNLV)
	2020	1	1	2	2.0	0	2 (BSU)
Total	13	47	179	3.8	2		

#28 - Aiden Calvert, RB

5-10, 205, Jr., Chula Vista, CA
(Mater Dei Catholic)

2023

- Rushed for 15 yards on two carries at Sam Houston
- Rushed for 21 yards on two carries vs. RMU

Career

- Played in four games in 2022
- Two carries for career-high 24 yards at UNLV...long run of 15 yards
- First-career TD vs. Nevada on a six-yard run
- Did not see any action in 2021

2023 Game-by-Game

Rushing	Att	Yds	TD	Lg
RMU	2	21	0	12
Sam Houston	2	15	0	18

2022 Game-by-Game

Rushing	Att	Yds	TD	Lg
UNI	1	15	0	15
Colorado	DNP			
Wyoming	DNP			
Nevada	1	6	1	6
Navy	DNP			
Utah State	DNP			
UNLV	2	24	0	15
Boise State	DNP			
Army	DNP			
New Mexico	DNP			
Colorado St.	DNP			
San Diego St.	DNP			
Baylor	DNP			

Career Highs

Rushes: 2, Sam Houston, 2023
Yards: 24, UNLV, 2022
TDs: 1, Nevada, 2022
Long: 18, Sam Houston, 2023

Career Statistics

Receiving	Year	G	Att	Yds	Avg	TDs	Lg
	2023	2	4	36	9.0	0	15 (SH)
	2022	4	4	45	11.3	1	15 (UNLV)
	2021	0	0	0	0.0	0	--
Total	6	8	81	10.1	1		

#33 - Jet Harris, FB

6-1, 225, Sr., Gray, TN
(Dobyns Bennett)

2023

- Rushed for three yards on one carry vs. Sam Houston in first-career start
- Rushed for four yards on one carry vs. RMU

Career

- Played in three games in 2022, rushing for 70 yards on 17 carries
- Career highs of 11 carries for 49 yards vs. Nevada
- Played in one game in 2021, seeing action vs. UNLV (4 carries, 24 yards rushing)
- Did not see any action in 2020

2023 Game-by-Game

Rushing	Att	Yds	TD	Lg
RMU	1	4	0	4
Sam Houston	1	3	0	3

2022 Game-by-Game

Rushing	Att	Yds	TD	Lg
UNI	2	15	0	9
Colorado	DNP			
Wyoming	DNP			
Nevada	11	44	0	9
Navy	DNP			
Utah State	DNP			
UNLV	DNP			
Boise State	DNP			
Army	DNP			
New Mexico	4	11	0	4
Colorado St.	DNP			
San Diego St.	DNP			
Baylor	DNP			

2021 Game-by-Game

Rushing	Att	Yds	TD	Lg
Lafayette	DLNP			
Navy	DNP			
Utah State	DNP			
FAU	DNP			
New Mexico	DNP			
Wyoming	DNP			
Boise State	DNP			
SDSU	DNP			
Army	DNP			
Colorado St.	DNP			
Nevada	DNP			
UNLV	4	24	0	8
Louisville	DNP			

Career Highs

Carries: 11, Nevada, 2022
Yards: 44, Nevada, 2022
TDs: None
Long: 9, Nevada, 2022

Career Statistics

Rushing	Year	G	Att	Yds	Avg	TDs	Lg
	2023	2	2	7	3.5	0	4 (RMU)
	2022	3	17	70	4.1	0	9 (Nev)
	2021	1	4	24	6.0	0	8 (UNLV)
	2020	0	0	0	0.0	0	--
Total	6	23	101	4.4	0		

Wide Receivers

#2 - Brandon Engel, WR

6-2, 210, Jr., Dallas, TX
(Lake Dallas)

2023

- First action of season at Sam Houston
- DNP vs. RMU
- Team's top returning receiver with three catches for 40 yards

Career

- Played in 13 games in 2022
- Tied for third on the team in receiving with three catches for 40 yards
- Recovered on-side kicks vs. Colorado State and Baylor in the bowl game
- Did not see any action in 2021

2023 Game-by-Game

Receiving	Att	Yds	TD	Lg
RMU	DNP			
Sam Houston	0	0	0	--

2022 Game-by-Game

Receiving	Att	Yds	TD	Lg
UNI	0	0	0	--
Colorado	0	0	0	--
Wyoming	0	0	0	--
Nevada	0	0	0	--
Navy	1	15	0	15
Utah State	2	25	0	14
UNLV	0	0	0	--
Boise State	0	0	0	--
Army	0	0	0	--
New Mexico	0	0	0	--
Colorado St.	0	0	0	--
San Diego St.	0	0	0	--
Baylor	0	0	0	--

Career Highs

Catches:..... 2, Utah State, 2022
Yards:..... 25, Utah State, 2022
TDs: None
Long:..... 15, Navy, 2022

Career Statistics

Receiving

Year	G	Att	Yds	Avg	TDs	Lg
2023	1	0	0	0.0	0	--
2022	13	3	40	13.3	0	15 (Navy)
2021	0	0	0	0.0	0	--
Total	14	3	40	13.3	0	

#6 - Cameron Breier, WR

6-2, 195, Jr., Pasco, WA
(Chiawana)

2023

- Played in one game (RMU)

Career

- Played in 12 games in 2022
- Not credited with any statistics

- Did not see any action in 2021

2023 Game-by-Game

Receiving	Att	Yds	TD	Lg
RMU	0	0	0	--
Sam Houston	DNP			

2022 Game-by-Game

Receiving	Att	Yds	TD	Lg
UNI	DNP			
Colorado	0	0	0	--
Wyoming	0	0	0	--
Nevada	0	0	0	--
Navy	0	0	0	--
Utah State	0	0	0	--
UNLV	0	0	0	--
Boise State	0	0	0	--
Army	0	0	0	--
New Mexico	0	0	0	--
Colorado St.	0	0	0	--
San Diego St.	0	0	0	--
Baylor	0	0	0	--

Career Highs

Catches:..... None
Yards:..... None
TDs: None
Long:..... None

Career Statistics

Receiving

Year	G	Att	Yds	Avg	TDs	Lg
2023	1	0	0	0.0	0	--
2022	12	0	0	0.0	0	--
2021	0	0	0	0.0	0	--
Total	13	0	0	0.0	0	

#11 - Wyatt Wilson, WR

6-3, 195, Sr., New Canaan, CT
(New Canaan)

2023

- Played in two games

Career

- Played in four games in 2022
- Played in three games in 2021

2023 Game-by-Game

Receiving	Att	Yds	TD	Lg
RMU	0	0	0	--
Sam Houston	0	0	0	--

2022 Game-by-Game

Receiving	Att	Yds	TD	Lg
UNI	DNP			
Colorado	DNP			
Wyoming	DNP			
Nevada	0	0	0	--
Navy	DNP			
Utah State	DNP			
UNLV	0	0	0	--
Boise State	0	0	0	--
Army	DNP			
New Mexico	0	0	0	--
Colorado St.	DNP			
San Diego St.	DNP			
Baylor	DNP			

2021 Game-by-Game

Receiving	Att	Yds	TD	Lg
Lafayette	0	0	0	0
Navy	DNP			
Utah State	DNP			
FAU	0	0	0	0
New Mexico	DNP			
Wyoming	DNP			
Boise State	DNP			
SDSU	DNP			
Army	DNP			
CSU	DNP			
Nevada	DNP			
UNLV	0	0	0	0
Louisville	DNP			

Career Highs

Catches:..... None
Yards:..... None
TDs: None
Long:..... None

Career Statistics

Receiving

Year	G	Att	Yds	Avg	TDs	Lg
2023	2	0	0	0.0	0	--
2022	4	0	0	0.0	0	--
2021	3	0	0	0.0	0	--
2020	0	0	0	0.0	0	--
Total	9	0	0	0.0	0	

#13 - Jared Roznos, WR

6-0, 190, Jr., Sacramento, CA
(Seattle Prep)

2023

- Started two games
- First-career start vs. RMU...recording first-career statistics with two catches, 95 yards, a touchdown and a long of 84 yards for the TD...84-yard TD reception ties as the fifth-longest in program history

Career

- Played in one game in 2022 (Nevada)
- Did not see any action in 2021

2023 Game-by-Game

Receiving	Att	Yds	TD	Lg
RMU	2	95	1	84
Sam Houston	0	0	0	--

2022 Game-by-Game

Receiving	Att	Yds	TD	Lg
UNI	DNP			
Colorado	DNP			
Wyoming	DNP			
Nevada	0	0	0	--
Navy	DNP			
Utah State	DNP			
UNLV	DNP			
Boise State	DNP			
Army	DNP			
New Mexico	DNP			
Colorado St.	DNP			
San Diego St.	DNP			
Baylor	DNP			

Career Highs

Catches:..... 2, RMU, 2023
Yards:..... 95, RMU, 2023
TDs: 1, RMU, 2023
Long:..... 84, RMU, 2023

Career Statistics

Receiving

Year	G	Att	Yds	Avg	TDs	Lg
2023	2	2	95	47.5	1	84 (RMU)
2022	1	0	0	0.0	0	--
2021	0	0	0	0.0	0	--
Totals	3	2	95	47.5	1	

#18 - Kendin Alexander, WR

5-10, 165, Jr., Seattle, WA
(Seattle Prep)

2023

- Played in one game (RMU)

Career

- Played in four games in 2022
- Did not see any action in 2021

2023 Game-by-Game

Receiving	Att	Yds	TD	Lg
RMU	0	0	0	--
Sam Houston	DNP			

2022 Game-by-Game

Receiving	Att	Yds	TD	Lg
UNI	0	0	0	--
Colorado	0	0	0	--
Wyoming	DNP			
Nevada	0	0	0	--
Navy	DNP			
Utah State	DNP			
UNLV	DNP			
Boise State	DNP			
Army	DNP			
New Mexico	0	0	0	--
Colorado St.	DNP			
San Diego St.	DNP			
Baylor	DNP			

Career Highs

Catches:..... None
Yards:..... None
TDs:..... None
Long:..... None

Career Statistics

Receiving

Year	G	Att	Yds	Avg	TDs	Lg
2023	1	0	0	0.0	0	--
2022	4	0	0	0.0	0	--
2021	0	0	0	0.0	0	--
Total	5	0	0	0.0	0	

#21 - Cade Harris, WR

5-8, 180, Jr., South Weber, UT
(Roy)

2023

- Started two games
- Rushed for first-career touchdown vs. RMU, scoring on a three-yard run, his only attempt of the game

Career

- Played in four games in 2022...missed the last nine due to injury
- Career highs with two catches for 45 yards and a long of 41 yards at Wyoming...first-ca-

reer touchdown, scoring on a 41-yard catch

- Did not see any action in 2021

2023 Game-by-Game

Receiving	Att	Yds	TD	Lg
RMU	0	0	0	--
Sam Houston	0	0	0	--

Rushing	Att	Yds	TD	Lg
RMU	1	3	1	3
Sam Houston	0	0	0	--

2022 Game-by-Game

Receiving	Att	Yds	TD	Lg
UNI	0	0	0	--
Colorado	0	0	0	--
Wyoming	2	45	1	41
Nevada	0	0	0	--
Navy	DNP			
Utah State	DNP			
UNLV	DNP			
Boise State	DNP			
Army	DNP			
New Mexico	DNP			
Colorado St.	DNP			
San Diego St.	DNP			
Baylor	DNP			

2022 Game-by-Game

Rushing	Att	Yds	TD	Lg
UNI	0	0	0	--
Colorado	0	0	0	--
Wyoming	0	0	0	--
Nevada	1	2	0	2
Navy	DNP			
Utah State	DNP			
UNLV	DNP			
Boise State	DNP			
Army	DNP			
New Mexico	DNP			
Colorado St.	DNP			
San Diego St.	DNP			
Baylor	DNP			

Career Highs

Receiving

Catches:..... 2, Wyoming, 2022
Yards:..... 45, Wyoming, 2022
TDs:..... 1, Wyoming, 2022
Long:..... 41, Wyoming, 2022

Rushing

Rushes:..... 1, RMU, 2023
Yards:..... 3, RMU, 2023
TDs:..... 1, RMU, 2023
Long:..... 3, RMU, 2023

Career Statistics

Receiving

Year	G	Att	Yds	Avg	TDs	Lg
2023	2	0	0	0.0	0	--
2022	4	2	45	22.5	1	41 (Wyo)
2021	0	0	0	0.0	0	--
Total	6	2	45	0.0	1	

Rushing

Year	G	Att	Yds	Avg	TDs	Lg
2023	2	1	3	3.0	1	3 (RMU)
2022	4	1	2	2.0	0	2 (Nev)
2021	0	0	0	0.0	0	--
Total	6	2	5	2.5	1	3 (RMU)

#23 - Dane Kinamon, WR

6-0, 205, Sr., Peachtree City, GA
(McIntosh)

2023

- First action of the season at Sam Houston... DNP vs. RMU
- 19-yard KOR vs. Sam Houston

Career

- Played in three games in 2022, missing 10 due to injury
- Recorded career highs in rushing and receiving vs. UNI, rushing for 77 yards on two carries with a career-long 71 yard TD rush... career-high 80 yards receiving on a career-long 80 yard TD catch, the eighth longest in program history...career-best 157 all-purpose yards
- Returned to the Academy in 2021 after missing 2020
- Played in 11 games in 2019

2023 Game-by-Game

Receiving	Att	Yds	TD	Lg
RMU	DNP			
Sam Houston	0	0	0	--

Rushing	Att	Yds	TD	Lg
RMU	DNP			
Sam Houston	0	0	0	--

2022 Game-by-Game

Receiving	Att	Yds	TD	Lg
UNI	1	80	1	80
Colorado	1	8	0	8
Wyoming	DNP			
Nevada	DNP			
Navy	DNP			
Utah State	DNP			
UNLV	DNP			
Boise State	DNP			
Army	0	0	0	--
New Mexico	DNP			
Colorado St.	DNP			
San Diego St.	DNP			
Baylor	DNP			

Rushing	Att	Yds	TD	Lg
UNI	2	77	1	71
Colorado	3	21	0	9
Wyoming	DNP			
Nevada	DNP			
Navy	DNP			
Utah State	DNP			
UNLV	DNP			
Boise State	DNP			
Army	0	0	0	--
New Mexico	DNP			
Colorado St.	DNP			
San Diego St.	DNP			
Baylor	DNP			

2021 Game-by-Game

Receiving	Att	Yds	TD	Lg
Lafayette	0	0	0	--
Navy	0	0	0	--
Utah State	0	0	0	--
FAU	0	0	0	--
New Mexico	0	0	0	--
Wyoming	0	0	0	--
Boise State	0	0	0	--
SDSU	1	14	0	14
Army	4	66	1	23
CSU	2	21	1	20

Nevada	0	0	0	--
UNLV	DNP			
Louisville	3	40	0	15

Rushing	Att	Yds	TD	Lg
Lafayette	0	0	0	--
Navy	1	1	0	1
Utah State	2	10	1	7
FAU	5	29	0	14
New Mexico	5	21	1	9
Wyoming	2	-3	1	2
Boise State	1	-1	0	-1
SDSU	3	13	1	6
Army	1	3	0	3
CSU	8	65	0	16
Nevada	6	22	1	7
UNLV	DNP			
Louisville	3	5	0	9

Career Highs

Receiving

Catches:..... 4, Army, 2021

Yards:..... 80, Northern Iowa, 2022

TDs: 1, Northern Iowa, 2022

Long:..... 80, Northern Iowa, 2022

Rushing

Carries:..... 8, Colorado State, 2021

Yards:..... 77, Northern Iowa, 2022

TDs: 1, Northern Iowa, 2022

Long:..... 71, Northern Iowa, 2022

Career Statistics

Receiving

Year	G	Att	Yds	Avg	TDs	Lg
2023	1	0	0	0.0	0	--
2022	3	2	88	44.0	1	80 (UNI)
2021	12	10	141	14.1	2	23 (Army)
2019	11	0	0	0.0	0	--
Total	27	12	229	19.0	3	

Rushing

Year	G	Att	Yds	Avg	TDs	Lg
2023	1	0	0	0.0	0	--
2022	3	5	98	19.6	1	71 (UNI)
2021	12	37	165	4.3	5	16 (CSU)
2019	11	0	0	0.0	0	--
Totals	27	42	263	6.3	6	

Tight Ends

#81 - James Bryant, TE

6-4, 230, Sr., Roswell, GA

(Blessed Trinity)

2023

- Played in two games
- First-career start vs. RMU, no catches

Career

- Played in 13 games in 2022
- First-career game vs. UNI, recording first-career catch for seven yards
- Did not see any action in 2021
- Did not see any action in 2020

2023 Game-by-Game

Receiving	Att	Yds	TD	Lg
RMU	0	0	0	--
Sam Houston	0	0	0	--

2022 Game-by-Game

Receiving	Att	Yds	TD	Lg
UNI	1	7	0	7
Colorado	0	0	0	--
Wyoming	0	0	0	--
Nevada	0	0	0	--
Navy	0	0	0	--
Utah State	0	0	0	--
UNLV	0	0	0	--
Boise State	0	0	0	--
Army	0	0	0	--
New Mexico	0	0	0	--
Colorado St.	0	0	0	--
San Diego St.	0	0	0	--
Baylor	0	0	0	--

Career Highs

Catches:..... 1, Northern Iowa, 2022

Yards:..... 7, Northern Iowa, 2022

TDs: None

Long:..... 7, Northern Iowa, 2022

Career Statistics

Receiving

Year	G	Att	Yds	Avg	TDs	Lg
2023	2	0	0	0.0	0	--
2022	13	1	7	7.0	0	7 (UNI)
2021	0	0	0	0.0	0	--
2020	0	0	0	0.0	0	--
Total	15	1	7	7.0	0	--

#82 - Connor McIntee, TE

6-3, 235, Sr., Sacramento, CA

(Jesuit)

2023

- Played vs. RMU, no statistics

Career

- Played in three games in 2022
- Played in one game in 2021 (UNLV)
- Did not see any action 2020

2023 Game-by-Game

Receiving	Att	Yds	TD	Lg
RMU	0	0	0	--
Sam Houston	DNP			

2022 Game-by-Game

Receiving	Att	Yds	TD	Lg
UNI	0	0	0	--
Colorado	DNP			
Wyoming	DNP			
Nevada	0	0	0	--
Navy	DNP			
Utah State	DNP			
UNLV	DNP			
Boise State	DNP			
Army	DNP			
New Mexico	0	0	0	--
Colorado St.	DNP			
San Diego St.	DNP			
Baylor	DNP			

Career Highs

Catches:..... None

Yards:..... None

TDs: None

Long:..... None

Career Statistics

Receiving

Year	G	Att	Yds	Avg	TDs	Lg
2023	1	0	0	0.0	0	--
2022	3	0	0	0.0	0	--
2021	1	0	0	0.0	0	--
2020	0	0	0	0.0	0	--
Total	5	0	0	0.0	0	--

#84 - Caleb Rillos

6-5, 255, Sr., Golden, CO

(Ralston Valley)

2023

- Played in two games

Career

- Played in 13 games in 2022, starting seven
- One catch for 15 yards and his first-career touchdown vs. Baylor in the bowl game
- First career start vs. UNI in season opener
- Academic all-district selection in football... has a 3.89 grade point average and is majoring in mechanical engineering
- Played in two bowl games (2021, 2022) and has a catch in each game...one catch for 40 yards vs. Louisville in 2021, one catch for 15 yards and a TD vs. Baylor in 2022
- Played in eight games in 2021
- Did not see any action in 2020

2023 Game-by-Game

Receiving	Att	Yds	TD	Lg
RMU	0	0	0	--
Sam Houston	0	0	0	--

2022 Game-by-Game

Receiving	Att	Yds	TD	Lg
UNI	0	0	0	--
Colorado	0	0	0	--
Wyoming	0	0	0	--
Nevada	0	0	0	--
Navy	0	0	0	--
Utah State	1	15	0	15
UNLV	0	0	0	--
Boise State	0	0	0	--
Army	0	0	0	--
New Mexico	0	0	0	--
Colorado St.	0	0	0	--
San Diego St.	0	0	0	--
Baylor	1	15	1	15

2022 AIR FORCE FOOTBALL BIOS -- OFFENSE

2021 Game-by-Game

Receiving	Att	Yds	TD	Lg
Lafayette	DNP			
Navy	DNP			
Utah State	DNP			
FAU	DNP			
New Mexico	DNP			
Wyoming	0	0	0	--
Boise State	0	0	0	--
SDSU	0	0	0	--
Army	0	0	0	--
CSU	0	0	0	--
Nevada	0	0	0	--
UNLV	0	0	0	--
Louisville	1	40	0	40

Career Highs

Catches:..... 1, Louisville, 2021

Yards:..... 40, Louisville, 2021

TDs: 1, Baylor, 2022

Long:..... 40, Louisville, 2021

Career Statistics

Receiving

Year	G	Att	Yds	Avg	TDs	Lg
2023	2	0	0	0.0	0	--
2022	13	2	30	15.0	1	15 (BU)
2021	8	1	40	40.0	0	40 (LU)
2020	0	0	0	0.0	0	--
Total	23	3	70	23.3	1	

Corner Backs

#0 - Trey Williams, CB

5-10, 175, Jr., Atlanta, GA
(Loganville)

2023

- Played in two games
- Second in the MW and seventh nationally with one fumble recovery (RMU)

Career

- Played in 12 games in 2022, starting one
- Career-high two tackles at UNLV
- Did not see any action in 2021

2022 Game-by-Game

Defense	U-A-T	Other
RMU	0-0-0	FR
Sam Houston	0-0-0	--

2022 Game-by-Game

Defense	U-A-T	Other
UNI	0-0-0	--
Colorado	0-0-0	--
Wyoming	0-0-0	--
Nevada	2-0-2	--
Navy	0-0-0	--
Utah State	0-0-0	--
UNLV	0-2-2	--
Boise State	0-1-1	--
Army	DNP	--
New Mexico	0-0-0	--
Colorado St.	0-0-0	--
San Diego St.	1-0-1	Sack
Baylor	0-0-0	--

Career Highs

UT: 2, Nevada, 2022
AT: 2, UNLV, 2022
TOT: 2, UNLV, 2022
TFL: 1.0, San Diego State, 2022

Career Highs

Tackles	Year	G	U-A-T	TFL	Sacks	INT
	2023	2	0-0-0	0.0-0	0.0-0	0-0
	2022	12	3-3-6	1.0-10	1.0-10	0-0
	2021	0	0-0-0	0.0-0	0.0-0	0-0
	Total	14	3-3-6	1.0-10	1.10-0	0-0

#3 - Jamari Bellamy, CB

6-2, 185, Jr., Atlanta, GA
(McEachern)

2023

- Started both games
- Second in the MW and seventh nationally with one fumble recovery (RMU)
- Two tackles at Sam Houston
- First-career start vs. RMU, one tackle and a TFL...also had a FR

Career

- Played in 13 games in 2022, starting four
- Career high 10 tackles at Utah State
- Started first game of his career at Wyoming, recording three tackles
- Did not see any action in 2021

2023 Game-by-Game

Defense	U-A-T	Other
RMU	1-0-1	TFL, FR
Sam Houston	2-0-2	--

2022 Game-by-Game

Defense	U-A-T	Other
UNI	2-0-2	--
Colorado	0-0-0	--
Wyoming	2-1-3	--
Nevada	1-0-1	--
Navy	0-0-0	--
Utah State	6-4-10	0.5 TFL
UNLV	1-1-2	INT
Boise State	0-0-0	--
Army	0-0-0	--
New Mexico	0-0-0	--
Colorado St.	0-0-0	--
San Diego St.	3-1-4	PBU
Baylor	2-1-3	--

Career Highs

UT: 6, Utah State, 2022
AT: 4, Utah State, 2022
TOT: 10, Utah State, 2022
TFL: 1.0, Robert Morris, 2023

Career Statistics

Tackles	Year	G	U-A-T	TFL	Sacks	INT
	2023	2	3-0-3	1.0-2	0.0-0	0-0
	2022	13	18-9-27	0.5-2	0.0-0	1-8
	2021	0	0-0-0	0.0-0	0.0-0	0-0
	Total	15	21-9-30	1.5-4	0.0-0	1-8

#5 - Corey Collins, CB

5-11, 185, Sr., Suwanee, GA
(Peachtree Ridge)

2023

- First action of season at Sam Houston
- DNP vs. RMU

Career

- Played in eight games in 2022
- Did not see any action in 2021
- Played in three games in 2020, seeing action vs. Navy, Boise State and Utah State

2023 Game-by-Game

Defense	U-A-T	Other
RMU	DNP	--
Sam Houston	0-0-0	--

2022 Game-by-Game

Defense	U-A-T	Other
UNI	2-0-2	--
Colorado	DNP	--
Wyoming	DNP	--
Nevada	1-1-2	--
Navy	DNP	--
Utah State	DNP	--
UNLV	0-0-0	--
Boise State	0-0-0	--
Army	0-0-0	--
New Mexico	0-1-1	--
Colorado St.	0-0-0	--
San Diego St.	0-0-0	--
Baylor	DNP	--

Career Highs

UT: 2, Northern Iowa, 2022
AT: 1, Nevada, 2022
TOT: 2, Nevada, 2022
TFL: None

Career

Tackles

Year	G	U-A-T	TFL	Sacks	INT
2023	0	0-0-0	0.0-0	0.0-0	0-0
2022	8	3-2-5	0.0-0	0.0-0	0-0
2021	0	0-0-0	0.0-0	0.0-0	0-0
2020	3	0-1-1	0.0-0	0.0-0	0-0
Total	11	3-3-6	0.0-0	0.0-0	0-0

#14 - K.C. Beard, CB

6-1, 200, Jr., Antioch, TN
(Cane Ridge)

2023

- Played in two games

Career

- Played in three games in 2022
- Did not see any action in 2021

2023 Game-by-Game

Defense	U-A-T	Other
RMU	0-0-0	--
Sam Houston	0-0-0	--

2022 Game-by-Game

Defense	U-A-T	Other
UNI	0-0-0	PBU
Colorado	DNP	--
Wyoming	DNP	--
Nevada	0-0-0	--
Navy	DNP	--
Utah State	DNP	--
UNLV	DNP	--
Boise State	DNP	--
Army	DNP	--
New Mexico	0-0-0	--
Colorado St.	DNP	--
San Diego St.	DNP	--
Baylor	DNP	--

Career Highs

UT: None
AT: None
TOT: None
TFL: None

Career Statistics

Tackles

Year	G	U-A-T	TFL	Sacks	INT
2023	2	0-0-0	0.0-0	0.0-0	0-0
2022	3	0-0-0	0.0-0	0.0-0	0-0
2021	0	0-0-0	0.0-0	0.0-0	0-0
Total	5	0-0-0	0.0-0	0.0-0	0-0

#17 - Zion Kelly, CB

5-10, 190, Jr.
Greenville, SC
(Southside)

2023

- Played in two games
- RMU game, first action since 2021

Career

- Did not see any action in 2022
- Played in 13 games, five starts, in 2021
- Tied for team lead with a career-best five tackles vs. Lafayette...first-career start
- Played in five games in 2020, starting two

2023 Game-by-Game

Defense	U-A-T	Other
RMU	0-0-0	--
Sam Houston	0-0-0	--

2021 Game-by-Game

Defense	UT-AT	TOT	Other
Lafayette	4-1	5	--
Navy	0-1	1	0.5 Sack
Utah State	3-1	4	--
FAU	1-0	1	--
New Mexico	0-0	0	--
Wyoming	0-0	0	--
Boise State	0-0	0	--
SDSU	0-0	0	--
Army	0-0	0	--
CSU	0-0	0	--
Nevada	0-0	0	--
UNLV	0-0	0	--
Louisville	0-1	1	--

Career Highs

UT: 4, Lafayette, 2021
AT: 1, Utah State, 2021
TOT: 5, Lafayette, 2021
TFL: 0.5, Navy, 2021

Career Statistics

Tackles	Year	G	U-A-T	TFL	Sacks	INT
	2023	2	0-0-0	0.0-0	0.0-0	0-0
	2021	13	8-4-12	0.5-3	0.5-3	0-0
	2020	5	4-2-6	0.0-0	0.0-0	0-0
	2019	0	0-0-0	0.0-0	0.0-0	0-0
	Total	20	12-6-18	0.5-3	0.5-3	0-0

#22 - Jerome Gaillard, Jr., DB

6-4, 200, Jr., Kempner, TX
(Copperas Cove)

2023

- Started two games
- Fourth on the team in tackles with nine
- First-career start vs. RMU...career-high five tackles, including four unassisted

Career

- Played in 12 games in 2022
- First-career game vs. UNI, two total tackles
- Did not see any action in 2021

2023 Game-by-Game

Defense	U-A-T	Other
RMU	4-1-5	--
Sam Houston	3-1-4	--

2022 Game-by-Game

Defense	U-A-T	Other
UNI	1-1-2	--
Colorado	0-0-0	--
Wyoming	0-0-0	--
Nevada	0-0-0	--
Navy	0-0-0	--
Utah State	0-0-0	--
UNLV	0-1-1	--
Boise State	0-0-0	--
Army	0-0-0	--
New Mexico	0-0-0	--
Colorado St.	1-0-1	--
San Diego St.	0-0-0	--
Baylor	0-0-0	--

Career Highs

UT: 4, RMU, 2023
AT: 1, Sam Houston, 2023
TOT: 5, RMU, 2023
TFL: None

Career Statistics

Tackles	Year	G	U-A-T	TFL	Sacks	INT
	2023	2	7-2-9	1.0-1	0.0-0	0-0
	2022	13	2-2-4	0.0-0	0.0-0	0-0
	2021	0	0-0-0	0.0-0	0.0-0	0-0
	Total	15	9-4-13	1.0-1	0.0-0	0-0

Safeties

#7 - Trey Taylor, FS

6-0, 210, Sr., Frisco, TX
(Frisco Long Star)

2023

- Second on the team in tackles with 11
- Five tackles at Sam Houston
- Six tackles, TFL vs. RMU
- Preseason all-MW
- Bronco Nagurski (Defensive Player), Jim Thorpe (Defensive Back), Chuck Bednarik (Defensive Player), Senior Bowl Watch Lists
- Nominee for Defender of the Nation Award, includes on and off the field performance

Career

- Second among all active Falcons in career tackles with 142
- Second-team all-MW in 2022
- Led the team in tackles with 69 and solo stops with 41 in 2022
- Season-high nine tackles at Utah State
- Played in 10 games in 2021, all starts
- Second on the team in tackles with 62
- Led team with three 10-plus tackle games
- Career-high 11 tackles vs. SDSU, tied as the most by a Falcon in 2021
- Did not see any action in 2020

2023 Game-by-Game

Defense	U-A-T	Other
RMU	3-3-6	TFL
Sam Houston	4-1-5	--

2022 Game-by-Game

Defense	U-A-T	Other
UNI	6-2-8	PBU
Colorado	2-2-4	--
Wyoming	4-2-6	TFL, INT

Nevada	2-1-3	--
Navy	6-0-6	TFL
Utah State	3-6-9	TFL
UNLV	3-2-5	--
Boise State	6-2-8	--
Army	3-2-5	Sack, PBU
New Mexico	1-2-3	--
Colorado St.	2-2-4	PBU
San Diego St.	1-4-5	TFL, INT, PBU
Baylor	2-1-3	--

2021 Game-by-Game

Defense	U-A-T	Other
Lafayette	DNP	
Navy	DNP	
Utah State	DNP	
FAU	4-0-4	Sack, FF, 3 PBU
New Mexico	1-1-2	--
Wyoming	3-4-7	--
Boise State	5-1-6	--
SDSU	9-2-11	--
Army	8-2-10	--
CSU	1-7-8	INT
Nevada	1-0-1	PBU
UNLV	0-3-3	TFL
Louisville	7-3-10	PBU

Career Highs

UT: 9, San Diego State, 2021
AT: 7, Colorado State, 2021
TOT: 11, San Diego State, 2021
TFL: 1.0, Navy, 2022

Career Statistics

Tackles	Year	G	U-A-T	TFL	Sacks	INT
	2023	2	7-4-11	0.5-1	0.0-0	0-0
	2022	13	41-28-69	4.5-18	1.0-15	2-15
	2021	10	39-23-62	1.5-15	1.0-11	1-0
	Total	25	87-55-142	6.5-34	2.0-26	3-15

#10 - Jalen Mergerson, FS

5-11, 210, Sr., Aurora, CO
(Eaglecrest)

2023

- Played in two games
- Three tackles vs. RMU

Career

- Played in 13 games in 2022
- Career-best four tackles at UNLV
- Played in 13 games in 2021, starting two
- Three tackles and a pass breakup vs. Lafayette...first-career game played and started
- Did not see any action in 2020

2023 Game-by-Game

Defense	U-A-T	Other
RMU	1-2-3	--
Sam Houston	0-0-0	--

2022 Game-by-Game

Defense	U-A-T	Other
UNI	0-0-0	--
Colorado	0-0-0	--
Wyoming	0-0-0	--
Nevada	1-0-1	--
Navy	0-0-0	--
Utah State	0-0-0	--
UNLV	1-3-4	--
Boise State	0-0-0	--
Army	0-0-0	--

2022 AIR FORCE FOOTBALL BIOS -- DEFENSE

New Mexico	0-0-0	--
Colorado St.	0-0-0	--
San Diego St.	1-0-1	--
Baylor	DNP	

2021 Game-by-Game

Defense	U-A-T	Other
Lafayette	0-3-3	PBU
Navy	1-0-1	--
Utah State	0-0-0	--
FAU	1-0-1	--
New Mexico	0-0-0	--
Wyoming	0-0-0	--
Boise State	0-0-0	--
SDSU	1-0-1	--
Army	0-0-0	--
CSU	0-1-1	--
Nevada	0-0-0	--
UNLV	0-0-0	--
Louisville	0-0-0	--

Career Highs

UT: 1, RMU, 2023
 AT: 3, UNLV, 2022
 TOT: 4, UNLV, 2022
 TFL: None

Career Statistics

Tackles

Year	G	U-A-T	TFL	Sacks	INT
2023	2	1-2-3	0.0-0	0.0-0	0-0
2022	13	3-3-6	0.0-0	0.0-0	0-0
2021	13	3-4-7	0.0-0	0.0-0	0-0
Total	28	7-9-16	0.0-0	0.0-0	0-0

#11 - Camby Goff, SS

6-1, 215, Sr., Reynoldsburg, OH
 (Reynoldsburg)

2023

- Played in one game (RMU)...recorded three tackles...left the game due to injury

Career

- Hit 100-tackle mark for career in RMU game, which is the third-most among active players
- Honorable mention all-MW in 2022
- Led the team in interceptions with three and pass breakups with nine
- Season-high eight tackles and career-best two pass breakups at Wyoming
- Played in 11 games in 2021, eight starts
- Six tackles and a TFL vs. Louisville in bowl
- Team- and career-best 10 tackles, a TFL and two PBU at Colorado State...first time to lead the team in tackles
- Played in five games in 2020, (13 tackles)

2023 Game-by-Game

Defense	U-A-T	Other
RMU	2-1-3	--
Sam Houston	DNP	

2022 Game-by-Game

Defense	U-A-T	Other
UNI	1-2-3	INT, PBU
Colorado	2-2-4	INT, 2 PBU
Wyoming	6-2-8	2 PBU
Nevada	0-2-2	PBU
Navy	2-0-2	PBU
Utah State	3-3-6	--
UNLV	0-4-4	--

Boise State	1-0-1	QBH
Army	0-1-1	INT, PBU
New Mexico	1-1-2	0.5 Sack
Colorado St.	2-1-3	PBU
San Diego St.	0-3-3	--
Baylor	2-1-3	--

2021 Game-by-Game

Defense	U-A-T	Other
Lafayette	1-1-2	--
Navy	DNP	
Utah State	0-0-0	--
FAU	2-0-2	FF
New Mexico	0-1-1	--
Wyoming	1-1-2	PBU
Boise State	4-4-8	FF, TFL (-6)
SDSU	4-1-5	--
Army	DNP	
CSU	5-5-10	TFL, 2 PBU
Nevada	3-1-4	TFL
UNLV	1-1-2	Sack (-7)
Louisville	3-3-6	TFL

Career Highs

UT: 6, Wyoming, 2022
 AT: 5, Colorado State, 2021
 TOT: 10, Colorado State, 2021
 TFL: 1.0, UNLV, 2021

Career Statistics

Tackles

Year	G	U-A-T	TFL	Sacks	INT
2023	1	2-1-3	0.0-0	0.0-0	0-0
2022	13	20-22-39	0.5-1	0.5-1	3-25
2021	11	24-18-42	4.5-32	2.0-25	0-0
2020	6	6-7-13	0.5-1	0.0-0	0-0
Total	31	52-48-100	5.5-34	2.5-26	3-25

#12 - Patrick Dahlen, DB

6-3, 210, Sr., Canton, GA
 (Cherokee)

2023

- Played in two games
- Career-high three tackles vs. RMU

Career

- Played in 13 games in 2022
- Played in one game in 2021 (UNLV)
- Played in one game in 2020 (New Mexico)

2023 Game-by-Game

Defense	U-A-T	Other
RMU	2-1-3	--
Sam Houston	0-0-0	--

2022 Game-by-Game

Defense	U-A-T	Other
UNI	0-0-0	--
Colorado	0-0-0	--
Wyoming	0-0-0	--
Nevada	0-0-0	--
Navy	0-0-0	--
Utah State	0-0-0	--
UNLV	0-1-1	--
Boise State	0-0-0	--
Army	0-0-0	--
New Mexico	0-0-0	--
Colorado St.	0-0-0	--
San Diego St.	0-0-0	--
Baylor	0-0-0	--

2021 Game-by-Game

Defense	U-A-T	Other
Lafayette	DNP	
Navy	DNP	
Utah State	DNP	
FAU	DNP	
New Mexico	DNP	
Wyoming	DNP	
Boise State	DNP	
SDSU	DNP	
Army	DNP	
CSU	DNP	
Nevada	DNP	
UNLV	0-0-0	--
Louisville	DNP	

Career Highs

UT: 2, RMU, 2023
 AT: 1, RMU, 2023
 TOT: 3, RMU, 2023
 TFL: None

Career Statistics

Tackles

Year	G	U-A-T	TFL	Sacks	INT
2023	2	2-1-3	0.0-0	0.0-0	0-0
2022	13	0-1-1	0.0-0	0.0-0	0-0
2021	1	0-0-0	0.0-0	0.0-0	0-0
2020	1	0-1-1	0.0-0	0.0-0	0-0
Total	17	2-3-5	0.0-0	0.0-0	0-0

#15 - Jake Martin, DB

6-2, 200, Jr., Monument, CO
 (Lewis-Palmer)

2023

- Played in two games

Career

- Played in all 13 games in 2022, recording five total tackles
- Did not see any action in 2021

2023 Game-by-Game

Defense	U-A-T	Other
RMU	0-0-0	--
Sam Houston	0-0-0	--

2022 Game-by-Game

Defense	U-A-T	Other
UNI	1-0-1	--
Colorado	1-0-1	--
Wyoming	0-0-0	--
Nevada	0-1-1	--
Navy	0-0-0	--
Utah State	0-0-0	--
UNLV	0-0-0	--
Boise State	0-0-0	--
Army	0-0-0	--
New Mexico	0-0-0	--
Colorado St.	0-0-0	--
San Diego St.	0-1-1	--
Baylor	1-0-1	--

Career Highs

UT: 1, Baylor, 2022
 AT: 1, San Diego State, 2022
 TOT: 1, Baylor, 2022
 TFL: None

Career Statistics

Tackles

Year	G	U-A-T	TFL	Sacks	INT
2023	2	0-0-0	0.0-0	0.0-0	0-0
2022	13	3-2-5	0.0-0	0.0-0	0-0
2021	0	0-0-0	0.0-0	0.0-0	0-0
Total	15	3-2-5	0.0	0.0-0	0-0

#16 - Jayden Goodwin, SS

6-1, 195, Sr., Houston, TX
(Cypress Falls)

2023

- Started two games
- Four tackles vs. Sam Houston
- Two tackles vs. RMU

Career

- Played in 13 games in 2022, starting 11
- Matched career high with nine tackles vs. Baylor in the bowl game...also had a pass breakup
- Team-high seven tackles, career-high-tying 1.5 TFL, INT and PBU at SDSU...INT came in the endzone during the fourth quarter
- Career- and team-high nine tackles vs. Boise State...also had a pass breakup that led to an INT
- Played in 13 games in 2021
- Played in four games in 2020, starting two

2023 Game-by-Game

Defense	U-A-T	Other
RMU	0-2-2	--
Sam Houston	2-2-4	--

2022 Game-by-Game

Defense	U-A-T	Other
UNI	0-2-2	--
Colorado	5-0-5	FF
Wyoming	4-3-7	--
Nevada	1-1-2	PBU
Navy	0-1-1	--
Utah State	0-3-3	INT
UNLV	2-1-3	FR
Boise State	4-5-9	BPU
Army	0-0-0	PBU
New Mexico	3-3-6	FF, 1.5 TFL
Colorado St.	2-2-4	--
San Diego St.	3-4-7	1.5 TFL, INT, PBU
Baylor	6-3-9	PBU

2021 Game-by-Game

Defense	U-A-T	Other
Lafayette	1-0-1	--
Navy	0-0-0	--
Utah State	4-1-5	PBU
FAU	0-0-0	2 PBU
New Mexico	1-1-2	--
Wyoming	1-1--2	--
Boise State	1-0-1	--
SDSU	1-0-1	--
Army	1-0-1	--
CSU	0-1-1	--
Nevada	0-0-0	--
UNLV	0-0-0	--
Louisville	0-1-1	--

Career Highs

UT: 5, Colorado, 2022
AT: 5, Boise State, 2022
TOT: 9, Boise State, 2022
TFL: 1.5, San Diego State, 2022

Career Statistics

Tackles

Year	G	U-A-T	TFL	Sacks	INT
2023	2	2-4-6	0.0-0	0.0-0	0-0
2022	13	30-28-58	3.0-5	0.0-0	2-30
2021	13	10-5-15	0.0-0	0.0-0	0-0
2020	5	5-2-7	0.0-0	0.0-0	0-0
Total	33	47-39-86	3.0-5	0.0-0	2-30

#19 - CJ Boyd, DB

6-1, 200, Jr., Milwaukee, WI
(University School)

2023

- Played in two games, one start
- First-career start vs. Sam Houston...one tackle

Career

- Played in 13 games in 2022
- First career game vs. UNI, recording four unassisted tackles to rank second on team
- Did not see any action in 2021

2023 Game-by-Game

Defense	U-A-T	Other
RMU	0-0-0	--
Sam Houston	1-0-1	--

2022 Game-by-Game

Defense	U-A-T	Other
UNI	4-0-4	--
Colorado	0-0-0	--
Wyoming	0-0-0	--
Nevada	0-1-1	--
Navy	0-0-0	--
Utah State	0-0-0	--
UNLV	1-1-2	--
Boise State	0-0-0	--
Army	0-0-0	--
New Mexico	1-0-1	PBU
Colorado St.	0-0-0	--
San Diego St.	0-0-0	--
Baylor	0-0-0	--

Career Highs

UT: 4, Northern Iowa, 2022
AT: 1, Nevada, 2022
TOT: 4, Northern Iowa, 2022
TFL: None

Career Statistics

Year	G	U-A-T	TFL	Sacks	INT
2023	2	1-0-1	0.0-0	0.0-0	0-0
2022	13	6-2-8	0.0-0	0.0-0	0-0
2021	0	0-0-0	0.0-0	0.0-0	0-0
Total	15	7-2-9	0.0-0	0.0-0	0-0

#20 - Jake Smith, OLB

6-1, 210, Sr. Roswell, GA
(Blessed Trinity Catholic)

2023

- Played in two games...one tackle in each

Career

- Played in 13 games in 2022

- Moved from quarterback to defense
- Did not see any action in 2021
- Returned to the Academy in 2020 after missing the 2020 season
- Did not see any action in 2019

2023 Game-by-Game

Defense	U-A-T	Other
RMU	1-0-1	--
Sam Houston	1-0-1	--

2022 Game-by-Game

Defense	U-A-T	Other
UNI	0-0-0	--
Colorado	0-0-0	--
Wyoming	0-0-0	--
Nevada	1-1-2	--
Navy	0-0-0	--
Utah State	1-1-2	--
UNLV	0-0-0	--
Boise State	0-0-0	--
Army	0-0-0	--
New Mexico	0-0-0	--
Colorado St.	0-0-0	--
San Diego St.	0-0-0	--
Baylor	1-0-1	--

Career Highs

UT: 1, Sam Houston, 2023
AT: 1, Nevada, 2022
TOT: 2, Nevada, 2022
TFL: None

Career Statistics

Year	G	U-A-T	TFL	Sacks	INT
2023	2	2-0-2	0.0-0	0.0-0	0-0
2022	12	2-2-4	0.0-0	0.0-0	0-0
Total	14	4-2-6	0.0-0	0.0-0	0-0

Outside Linebackers

#6 - Matthew Malloy, OLB

6-3, 215, Sr., Scottsdale, AZ
(Notre Dame Prep)

2023

- Has not seen any action

Career

- Played in two games in 2022
- Recorded one tackle vs. UNI...first action since missing last eight games of 2021
- Played in five games in 2021, missing last eight due to injury
- Played in five games in 2020, recording nine tackles, a sack and an interception
- Career-high six tackles at Utah State, including a sack, and recorded his first-career INT

2023 Game-by-Game

Defense	U-A-T	Other
RMU	DNP	
Sam Houston	DNP	

2022 Game-by-Game

Defense	U-A-T	Other
UNI	0-1-1	--
Colorado	DNP	
Wyoming	DNP	
Nevada	DNP	
Navy	DNP	

2022 AIR FORCE FOOTBALL BIOS -- DEFENSE

Utah State	DNP	
UNLV	DNP	
Boise State	DNP	
Army	DNP	
New Mexico	0-0-0	--
Colorado St.	DNP	
San Diego St.	DNP	
Baylor	DNP	

2021 Game-by-Game

Defense	U-A-T	Other
Lafayette	0-0-0	--
Navy	0-0-0	--
Utah State	0-0-0	--
FAU	0-0-0	--
New Mexico	0-0-0	--
Wyoming	DNP	
Boise State	DNP	
SDSU	DNP	
Army	DNP	
CSU	DNP	
Nevada	DNP	
UNLV	DNP	
Louisville	DNP	

Career Highs

UT: 3, Utah State, 2020
 AT: 3, Utah State, 2020
 TOT: 6, Utah State, 2020
 TFL: 1.0, Utah State, 2020

Career Statistics

Tackles	Year	G	U-A-T	TFL	Sacks	INT
	2023	0	0-0-0	0.0-0	0.0-0	0-0
	2022	2	0-1-1	0.0-0	0.0-0	0-0
	2021	5	0-0-0	0.0-0	0.0-0	0-0
	2020	5	6-3-9	1.0-2	1.0-2	1-6
	Total	12	6-4-10	1.0-2	1.0-2	1-6

8 - Bo Richter, OLB

6-2, 250, Sr., Naperville, IL
 (Naperville North)

2023

- Started two games
- Leads the MW in sacks with 1.0, ranks fourth in TFLs with 1.5 average and is fourth in forced fumbles (0.5)
- Four tackles and a career-best two sacks vs. Sam Houston
- Three tackles, a TFL and FF vs. RMU

Career

- Played in 13 games last season, starting five
- Fourth on team in TFLs with 5.5 for 20 yards
- Career highs of seven tackles, 1.5 TFL vs. Navy
- Played in 11 games in 2021, starting two
- Season-high-tying four tackles vs. UNLV in his first-career start...also had a sack for -7 yards
- Did not see any action in 2020

2023 Game-by-Game

Defense	U-A-T	Other
RMU	3-0-3	TFL, FF
Sam Houston	4-0-4	2.0 Sacks

2022 Game-by-Game

Defense	U-A-T	Other
UNI	0-2-2	--
Colorado	1-1-2	TFL, QBH

Wyoming	0-2-2	--
Nevada	1-0-1	TFL
Navy	0-7-7	1.5 TFL
Utah State	2-2-4	1.5 TFL
UNLV	1-0-1	--
Boise State	0-2-2	QBH
Army	1-1-2	TFL
New Mexico	DNP	
Colorado St.	1-0-1	--
San Diego St.	0-2-2	QBH
Baylor	0-0-0	QBH

2021 Game-by-Game

Defense	U-A-T	Other
Lafayette	0-1-1	--
Navy	0-0-0	--
Utah State	1-0-1	--
FAU	0-0-0	--
New Mexico	0-0-0	--
Wyoming	0-0-0	--
Boise State	0-0-0	--
SDSU	0-0-0	--
Army	0-0-0	--
CSU	0-1-1	--
Nevada	3-1-4	INT
UNLV	1-3-4	Sack
Louisville	0-3-3	0.5 Sack

Career Highs

UT: 4, Sam Houston, 2023
 AT: 7, Navy, 2022
 TOT: 7, Navy, 2022
 TFL: 2.0, Sam Houston, 2023

Career Statistics

Tackles	Year	G	U-A-T	TFL	Sacks	INT
	2023	2	7-0-7	3.0-24	2.0-21	0-0
	2022	12	7-19-26	5.5-20	0.0-0	0-0
	2021	11	5-8-13	1.5-7	1.5-7	1-6
	Total	25	19-27-46	10.0-51	3.5-28	1-6

#18 - Elijah Sanders, OLB

6-3, 240, Jr., Clayton, NC
 (Clayton)

2023

- Played in two games, one tackle vs. RMU

Career

- Played in four games in 2022 three tackles
- Did not see any action in 2021

2023 Game-by-Game

Defense	U-A-T	Other
RMU	0-1-1	--
Sam Houston	0-0-0	--

2022 Game-by-Game

Defense	U-A-T	Other
UNI	1-1-2	--
Colorado	0-0-0	--
Wyoming	DNP	
Nevada	DNP	
Navy	DNP	
Utah State	DNP	
UNLV	DNP	
Boise State	DNP	
Army	DNP	
New Mexico	0-1-1	--
Colorado St.	DNP	
San Diego St.	DNP	
Baylor	DNP	

Career Highs

UT: 1, Northern Iowa, 2022
 AT: 1, RMU, 2023
 TOT: 2, Northern Iowa, 2022
 TFL: None

Career Statistics

Tackles	Year	G	U-A-T	TFL	Sacks	INT
	2023	2	0-1-1	0.0-0	0.0-0	0-0
	2022	3	1-2-3	0.0-0	0.0-0	0-0
	2021	0	0-0-0	0.0-0	0.0-0	0-0
	Total	5	1-3-4	0.0-0	0.0-0	0-0

#35 - Jack Curtis, OLB

6-5, 245, So., Dallas, TX
 (Highland Park)

2023

- First-career game vs. RMU, one tackle

Career

- Did not see any action in 2022

2023 Game-by-Game

Defense	U-A-T	Other
RMU	0-1-1	--
Sam Houston	DNP	

Career Highs

UT: None
 AT: 1, RMU, 2023
 TOT: 1, RMU, 2023
 TFL: None

Career Statistics

Tackles	Year	G	U-A-T	TFL	Sacks	INT
	2023	1	0-1-1	0.0-0	0.0-0	0-0
	2022	0	0-0-0	0.0-0	0.0-0	0-0
	Total	1	0-1-1	0.0-0	0.0-0	0-0

Inside Linebackers

#27 - Julian Williams, ILB

6-2, 230, Jr., Aurora, CO
 (Cherokee Trail)

2023

- Played vs. RMU, no statistics

Career

- Played in one game in 2022 (Navy)
- Did not see any action in 2021

2023 Game-by-Game

Defense	U-A-T	Other
RMU	0-0-0	--
Sam Houston	DNP	

2022 Game-by-Game

Defense	U-A-T	Other
UNI	DNP	
Colorado	DNP	
Wyoming	DNP	
Nevada	DNP	
Navy	0-0-0	--

2022 AIR FORCE FOOTBALL BIOS -- DEFENSE

Utah State DNP
UNLV DNP
Boise State DNP
Army DNP
New Mexico DNP
Colorado St. DNP
San Diego St. DNP
Baylor DNP

Career Highs

UT: None
AT: None
TOT: None
TFL: None

Career Statistics

Tackles

Year	G	U-A-T	TFL	Sacks	INT
2023	1	0-0-0	0.0-0	0.0-0	0-0
2022	1	0-0-0	0.0-0	0.0-0	0-0
2021	0	0-0-0	0.0-0	0.0-0	0-0
Total	2	0-0-0	0.0-0	0.0-0	0-0

#32 - Osaro Aihie, ILB

6-1, 225, Jr., San Leandro, CA
(San Leandro)

2023

- Played vs. RMU, no statistics

Career

- Played in 13 games in 2022
- Recorded four total tackles and a PBU
- Did not see any action in 2021

2023 Game-by-Game

Defense	U-A-T	Other
RMU	0-0-0	--
Sam Houston	DNP	

2022 Game-by-Game

Defense	U-A-T	Other
UNI	1-0-1	--
Colorado	0-1-1	--
Wyoming	0-0-0	--
Nevada	0-0-0	--
Navy	0-0-0	--
Utah State	0-0-0	--
UNLV	0-2-2	--
Boise State	0-0-0	--
Army	0-0-0	--
New Mexico	0-0-0	--
Colorado St.	0-0-0	--
San Diego St.	0-0-0	--
Baylor	0-0-0	--

Career Highs

UT: 1, Northern Iowa, 2022
AT: 2, UNLV, 2022
TOT: 2, UNLV, 2022
TFL: None

Career Statistics

Tackles

Year	G	U-A-T	TFL	Sacks	INT
2023	1	0-0-0	0.0-0	0.0-0	0-0
2022	13	1-3-4	0.0-0	0.0-0	0-0
2021	0	0-0-0	0.0-0	0.0-0	0-0
Total	14	1-3-4	0.0-0	0.0-0	0-0

#40 - Alec Mock, ILB

6-3, 240, Sr., Weddington, NC
(Weddington)

2023

- Started two games
- Leads the team in tackles with 14 and unassisted stops with eight
- Season-best 11 tackles at Sam Houston, most tackles by a Falcon this season...earned MW Defensive Player of the Week honors
- Three tackles vs. RMU

Career

- Leads all active players in career tackles with 145
- Started 11 games in 2022, missing two due to injury
- Third on the team in tackles with 65, also had 5.0 TFL for 19 yards and a sack for eight yards....second on the team with six QB hurries
- Career highs of 13 tackles and 1.5 TFL vs. Navy...also had a QB hurry
- Played in 11 games in 2021, starting nine
- Fifth on the team in tackles with 53...also had 1.5 TFL, a sack and a forced fumble
- Season-high 11 tackles and a TFL at Boise State...had a tackle on fourth-and-goal to prevent a score...11 stops tied as the most by a Falcon in 2021
- Played in three games in 2020, starting two
- Four tackles at San Jose State in his first-career start

2023 Game-by-Game

Defense	U-A-T	Other
RMU	2-1-3	--
Sam Houston	6-5-11	TFL

2022 Game-by-Game

Defense	U-A-T	Other
UNI	1-2-3	TFL
Colorado	1-4-5	FR, QBH
Wyoming	4-2-6	TFL, QBH
Nevada	5-3-8	0.5 TFL, QBH
Navy	2-11-13	1.5 TFL, QBH
Utah State	1-4-5	--
UNLV	DNP	
Boise State	DNP	
Army	2-3-5	PBU
New Mexico	2-1-3	Sack, PBU
Colorado St.	2-5-7	--
San Diego St.	1-4-5	--
Baylor	2-3-5	PBU

2021 Game-by-Game

Defense	U-A-T	Other
Lafayette	2-2-4	--
Navy	DNP	
Utah State	0-2-2	--
FAU	4-3-7	--
New Mexico	3-0-3	FF
Wyoming	1-3-4	0.5 TFL
Boise State	7-4-11	Sack
SDSU	3-1-4	--
Army	DNP	
CSU	1-2-3	--
Nevada	4-0-4	--
UNLV	3-2-5	FR
Louisville	4-2-6	--

Career Highs

UT: 7, Boise State, 2021
AT: 11, Navy, 2022
TOT: 13, Navy, 2022
TFL: 1.5, Navy, 2022

Career Statistics

Tackles

Year	G	U-A-T	TFL	Sacks	INT
2023	2	8-6-14	1.0-5	0.0-0	0-0
2022	11	24-41-65	5.0-19	1.0-8	0-0
2021	11	32-21-53	1.5-1	1.0-1	0-0
2020	3	3-10-13	1.0-7	1.0-7	0-0
Total	27	67-78-145	8.5-32	3.0-16	0-0

#44 - Johnathan Youngblood, ILB

5-11, 225, Sr., Atlanta, GA
(E.L. Christian Academy)

2023

- Started two games
- Tied for second on the team in tackles with 11
- Four tackles vs. Sam Houston
- Led the team with seven tackles vs. RMU... had a QBH

Career

- Played in 13 games in 2022, starting three
- Career high eight tackles vs. Boise State
- Played in 13 games in 2021, two starts
- Season-high four tackles vs. Utah State
- Played in five games in 2020, starting three
- Season-high eight tackles and 1.0 TFL vs. New Mexico in 2020

2023 Game-by-Game

Defense	U-A-T	Other
RMU	3-4-7	QBH
Sam Houston	3-1-4	--

2022 Game-by-Game

Defense	U-A-T	Other
UNI	1-0-1	--
Colorado	1-0-1	--
Wyoming	0-0-0	--
Nevada	0-0-0	--
Navy	0-0-0	--
Utah State	0-4-4	--
UNLV	2-4-6	FF
Boise State	2-6-8	--
Army	1-1-2	--
New Mexico	1-0-1	--
Colorado St.	0-0-0	--
San Diego St.	0-0-0	--
Baylor	4-1-5	--

2021 Game-by-Game

Defense	U-A-T	Other
Lafayette	1-0-1	--
Navy	0-1-1	--
Utah State	2-2-4	--
FAU	0-0-0	QB Hurry
New Mexico	1-0-1	--
Wyoming	0-0-0	--
Boise State	3-0-3	--
SDSU	2-0-2	--
Army	1-0-1	Sack (-6)
CSU	0-1-1	--
Nevada	0-0-0	--
UNLV	0-0-0	--
Louisville	0-0-0	--

Career Highs

UT: 3, RMU, 2023
 AT: 6, Boise State, 2022
 TOT: 8, Boise State, 2022
 TFL: 1.0, Army, 2021

Career Statistics

Tackles

Year	G	U-A-T	TFL	Sacks	INT
2023	2	6-5-11	0.0-0	0.0	0-0
2022	13	12-16-28	0.0-0	0.0-0	0-0
2021	13	10-5-15	1.0-6	1.0-6	0-0
2020	5	11-11-22	1.5-5	0.0-0	0-0
Total	33	39-40-79	2.5-11	1.0-6	0-0

#50 - Grant Uyl, ILB

5-11, 225, Jr., Grand Rapids, MI
 (DeWitt)

2023

- First-career game vs. RMU, no statistics

Career

- Did not see any action in 2022
- Did not see any action in 2021

2023 Game-by-Game

Defense	U-A-T	Other
RMU	0-0-0	--
Sam Houston	DNP	

Career Highs

UT: None
 AT: None
 TOT: None
 TFL: None

Career Statistics

Tackles

Year	G	U-A-T	TFL	Sacks	INT
2023	1	0-0-0	0.0-0	0.0-0	0-0
2022	0	0-0-0	0.0-0	0.0-0	0-0
2021	0	0-0-0	0.0-0	0.0-0	0-0
Total	1	0-0-0	0.0-0	0.0-0	0-0

Defensive Line

#13 - PJ Ramsey, OLB

6-3, 260, Sr., Phenix City, AL
 (Central)

2023

- Started two games
- Leads the MW in sacks with 1.0 average and is third in TFLs with 1.8 average...ranks 21st nationally in both categories
- Two tackles, sack and PBU at Sam Houston
- First-career start vs. RMU...career highs of five tackles and 2.5 tackles for loss for 12 yards

Career

- Played in 11 games in 2022
- Career-high three tackles and first-career TFL (-9) vs. Nevada
- Played in one game in 2021, seeing action in the bowl game vs. Louisville
- Played in two games in 2020, seeing action vs. Boise State and Utah State

2023 Game-by-Game

Defense	U-A-T	Other
RMU	3-2-5	2.5 TFL, Sack
Sam Houston	1-1-2	Sack, PBU

2022 Game-by-Game

Defense	U-A-T	Other
UNI	0-1-1	--
Colorado	0-0-0	--
Wyoming	DNP	
Nevada	1-2-3	TFL
Navy	DNP	
Utah State	0-2-2	--
UNLV	1-0-1	Sack
Boise State	1-0-1	--
Army	1-0-1	--
New Mexico	1-1-2	0.5 TFL
Colorado St.	0-0-0	--
San Diego St.	1-1-2	Sack
Baylor	0-0-0	--

2021 Game-by-Game

Defense	U-A-T	Other
Lafayette	DNP	
Navy	DNP	
Utah State	DNP	
FAU	DNP	
New Mexico	DNP	
Wyoming	DNP	
Boise State	DNP	
SDSU	DNP	
Army	DNP	
CSU	DNP	
Nevada	DNP	
UNLV	DNP	
Louisville	0-0-0	--

Career Highs

UT: 3, RMU, 2023
 AT: 2, RMU, 2023
 TOT: 5, RMU, 2023
 TFL: 2.5, RMU 2023

Career Statistics

Tackles

Year	G	U-A-T	TFL	Sacks	INT
2023	2	4-3-7	3.5-21	2.0-16	0-0
2022	11	6-7-13	3.5-22	2.0-12	0-0
2021	1	0-0-0	0.0-0	0.0-0	0-0
2020	2	0-1-1	0.0-0	0.0-0	0-0
Total	16	10-11-21	7.0-43	4.0-28	0-0

#48 - Jayden Thiergood, DL

6-3, 250, Sr., Chicago, IL
 (Marian Central Catholic)

2023

- Has not seen any action

Career

- Played in 10 games in 2022, missing three due to injury
- Recorded a TFL in eight of 10 games
- Matched his season high with four tackles, plus a TFL and QBH vs. Boise State
- Played in nine games in 2021, starting the last four
- Played in three games in 2020, one start (Utah State)...had two total tackles and a QB hurry

2023 Game-by-Game

Defense	U-A-T	Other
RMU	DNP	
Sam Houston	DNP	

2022 Game-by-Game

Defense	U-A-T	Other
UNI	1-0-1	TFL
Colorado	DNP	
Wyoming	DNP	
Nevada	DNP	
Navy	3-1-4	TFL
Utah State	1-2-3	--
UNLV	0-1-1	TFL
Boise State	2-2-4	TFL, QBH
Army	2-0-2	--
New Mexico	2-1-3	0.5 sacks
Colorado St.	1-0-1	Sack, 2 QBR
San Diego St.	1-0-1	Sack, QBH, PBU
Baylor	2-0-2	TFL, QBH

2021 Game-by-Game

Defense	U-A-T	Other
Lafayette	DNP	
Navy	DNP	
Utah State	DNP	
FAU	0-0-0	--
New Mexico	2-0-2	--
Wyoming	DNP	
Boise State	0-0-0	--
SDSU	0-0-0	--
Army	0-0-0	--
CSU	0-3-3	--
Nevada	2-0-2	Sack, 2.0 TFL
UNLV	1-0-1	Sack
Louisville	0-2-2	QB Hurry

Career Highs

UT: 3, Navy, 2022
 AT: 3, Colorado State, 2021
 TOT: 4, Boise State, 2022
 TFL: 2.0, Nevada, 2021

2022 AIR FORCE FOOTBALL BIOS -- DEFENSE

Career Statistics

Tackles

Year	G	U-A-T	TFL	Sacks
2023	0	0-0-0	0.0-0	0.0-0
2022	10	15-7-22	7.0-23	1.5-5
2021	9	5-5-10	3.0-12	1.0-8
2020	3	2-0-2	0.0-0	0.0-0
Total	22	22-12-34	10.0-35	2.5-13

#55 - Kupono Blake, NG

6-2, 270, Sr., Kalihi, HI
(Kamehameha)

2023

- Started two games
- First-career start vs. RMU...one tackle

Career

- Played in three games in 2022, seeing action against NIU, Nevada and New Mexico
- Did not see any action in 2021
- Played in four games in 2020

2023 Game-by-Game

Defense	U-A-T	Other
RMU	0-1-1	--
Sam Houston	0-0-0	--

2022 Game-by-Game

Defense	U-A-T	Other
UNI	0-0-0	--
Colorado	DNP	
Wyoming	DNP	
Nevada	0-0-0	--
Navy	DNP	
Utah State	DNP	
UNLV	DNP	
Boise State	DNP	
Army	DNP	
New Mexico	0-0-0	--
Colorado St.	DNP	
San Diego St.	DNP	
Baylor	DNP	

Career Highs

UT: 1, Navy, 2020
AT: 1, RMU, 2023
TOT: 1, RMU, 2023
TFL: 1.0, Navy, 2020

Career Statistics

Tackles

Year	G	U-A-T	TFL	Sacks	INT
2023	2	0-1-1	0.0-0	0.0-0	0-0
2022	3	0-0-0	0.0-0	0.0-0	0-0
2021	0	0-0-0	0.0-0	0.0-0	0-0
2020	4	1-1-2	1.0-1	0.0-0	0-0
Total	9	1-2-3	1.0-1	0.0-0	0-0

#56 - Cole Palmer, OLB

6-4, 235, Jr., Colorado Springs, CO
(TCA)

2023

- First-career game vs. RMU, no statistics

Career

- Did not see any action in 2022
- Did not see any action in 2021

2023 Game-by-Game

Defense	U-A-T	Other
RMU	0-0-0	--

Career Highs

UT: None
AT: None
TOT: None
TFL: None

Career Statistics

Tackles

Year	G	U-A-T	TFL	Sacks	INT
2023	0	0-0-0	0.0-0	0.0-0	0-0
2022	0	0-0-0	0.0-0	0.0-0	0-0
2021	0	0-0-0	0.0-0	0.0-0	0-0
Total	0	0-0-0	0.0-0	0.0-0	0-0

#62 - James Tomasi, NG

6-0, 310, Jr., Provo, UT
(Provo)

2023

- Played in two games, one start (RMU)
- First-career start vs. RMU...two tackles and a sack for seven yards

Career

- Played in three games in 2022
- Career high two tackles at UNLV
- Did not see any action in 2021

2023 Game-by-Game

Defense	U-A-T	Other
RMU	2-0-2	Sack
Sam Houston	0-0-0	--

2022 Game-by-Game

Defense	U-A-T	Other
UNI	0-0-0	--
Colorado	0-1-1	--
Wyoming	DNP	
Nevada	DNP	
Navy	DNP	
Utah State	DNP	
UNLV	0-2-2	--
Boise State	DNP	
Army	DNP	
New Mexico	DNP	
Colorado St.	DNP	
San Diego St.	DNP	
Baylor	DNP	

Career Highs

UT: 2, RMU, 2023
AT: 2, UNLV, 2022
TOT: 2, RMU, 2023
TFL: 1.0, RMU, 2023

Career Statistics

Tackles

Year	G	U-A-T	TFL	Sacks	INT
2023	1	2-0-2	1.0-7	1.0-7	0-0
2022	3	0-3-3	0.0-0	0.0-0	0-0
2021	0	0-0-0	0.0-0	0.0-0	0-0
Total	5	2-3-5	1.0-7	1.0-7	0-0

#87 - Caden Blum, DE

6-5, 265, Jr., Baraboo, WI
(Baraboo)

2023

- Played in one game, QBH vs. RMU

Career

- Played in five games in 2022
- Moved from tight end to defensive end
- Played in 12 games in 2021, mostly on special teams and as a backup tight end
- Played in two games in 2020, seeing action vs. New Mexico and Utah State

2023 Game-by-Game

Defense	U-A-T	Other
RMU	0-0-0	QBH
Sam Houston	DNP	

2022 Game-by-Game

Defense	U-A-T	Other
UNI	0-0-0	--
Colorado	DNP	
Wyoming	DNP	
Nevada	0-0-0	--
Navy	DNP	
Utah State	DNP	
UNLV	0-0-0	--
Boise State	0-0-0	--
Army	DN-P	
New Mexico	0-0-0	--
Colorado St.	DNP	
San Diego St.	DNP	

Career Highs

UT: None
AT: None
TOT: None
TFL: None

Career Statistics

Tackles

Year	G	U-A-T	TFL	Sacks
2023	1	0-0-0	0.0-0	0.0-0
2022	4	0-0-0	0.0-0	0.0-0
2021	12	0-0-0	0.0-0	0.0-0
2020	2	0-0-0	0.0-0	0.0-0
Total	19	0-0-0	0.0-0	0.0-0

#93 - Andrew BoisD'Enghien, DE

6-3, 2809, Sr., Pleasanton, CA
(Braden River)

2023

- Played in one game, first-career tackle vs. RMU

Career

- Played in one game in 2022 (UNLV)
- Did not see any action in 2021
- Did not see any action in 2020

2023 Game-by-Game

Defense	U-A-T	Other
RMU	1-0-1	--
Sam Houston	DNP	

2022 Game-by-Game

Defense	U-A-T	Other
UNI	DNP	
Colorado	DNP	
Wyoming	DNP	
Nevada	DNP	
Navy	DNP	
Utah State	DNP	
UNLV	0-0-0	--
Boise State	DNP	
Army	DNP	
New Mexico	DNP	
Colorado St.	DNP	
San Diego St.	DNP	
Baylor	DNP	

Career Highs

UT: 1, RMU, 2023
AT: None
TOT: 1, RMU, 2023
TFL: None

Career Statistics

Tackles	Year	G	U-A-T	TFL	Sacks	INT
	2023	1	1-0-1	0.0-0	0.0-0	0-0
	2022	1	0-0-0	0.0-0	0.0-0	0-0
	2021	0	0-0-0	0.0-0	0.0-0	0-0
	2020	0	0-0-0	0.0-0	0.0-0	0-0
	Total	2	1-0-1	0.0-0	0.0-0	0-0

#95 - Daniel Grobe, DT

6-7, 270, So., Tomball, TX
(Tomball Memorial)

2023

- First-career game vs. RMU, no statistics

Career

- Did not see any action in 2022

2023 Game-by-Game

Defense	U-A-T	Other
RMU	0-0-0	--
Sam Houston	DNP	

Career Highs

UT: None
AT: None
TOT: None
TFL: None

Career Statistics

Tackles	Year	G	U-A-T	TFL	Sacks
	2023	1	0-0-0	0.0-0	0.0-0
	2022	0	0-0-0	0.0-0	0.0-0
	Total	1	0-0-0	0.0-0	0.0-0

#96 - Payton Zdroik, NG

6-0, 265, So., Brentwood, CA (Liberty)

2023

- Played and started in one game (SH)
- TFL in five straight games that he has played dating back to last season
- Career-high six tackles and a sack vs. Sam Houston
- DNP vs. RMU
- Preseason all-MW
- Group of 5 preseason All-American by HERO

Career

- Played in 13 games in 2022, starting 10
- Second on the team in TFL with 10.0 for 47 yards and sacks with 5.5 for 37 yards
- Led all DL with 30 total tackles
- Seven straight games with a TFL
- Career highs of four tackles and 2.0 TFL vs. Baylor in the bowl game
- Did not see any action in 2021

2023 Game-by-Game

Defense	U-A-T	Other
RMU	DNP	
Sam Houston	5-1-6	Sack

2022 Game-by-Game

Defense	U-A-T	Other
UNI	1-1-2	--
Colorado	2-0-2	Sack
Wyoming	1-2-3	--
Nevada	0-1-1	--
Navy	0-0-0	QBH
Utah State	0-1-1	--
UNLV	2-0-2	TFL
Boise State	2-1-3	TFL
Army	3-2-5	TFL
New Mexico	1-1-2	Sack
Colorado St.	2-1-3	2.0 Sacks
San Diego St.	1-1-2	1.5 TFL, FF, QBH
Baylor	3-1-4	Sack, TFL

Career Highs

UT: 5, Sam Houston, 2023
AT: 2, Wyoming, 2022
TOT: 6, Sam Houston, 2023
TFL: 2.0, Baylor, 2022

Career Statistics

Tackles	Year	G	U-A-T	TFL	Sacks
	2023	1	5-1-6	1.0-8	1.0-9
	2022	13	18-12-30	10.0-47	5.5-37
	Total	14	23-13-36	11.0-55	6.5-46

#99 - Aidan Swartz, DT

6-4, 270, So., Sylvania, OH
(Sylvania Northview)

2023

- Played in two games
- First-career game vs. RMU, no statistics

Career

- Did not see any action in 2022

2023 Game-by-Game

Defense	U-A-T	Other
RMU	0-0-0	--
Sam Houston	0-0-0	--

Career Highs

UT: None
AT: None
TOT: None
TFL: None

Career Statistics

Tackles	Year	G	U-A-T	TFL	Sacks
	2023	2	0-0-0	0.0-0	0.0-0
	2022	0	0-0-0	0.0-0	0.0-0
	Total	2	0-0-0	0.0-0	0.0-0

#43 - Matthew Dapore, PK

6-0, 190, Jr., Springboro, OH
(Springboro)

2023

- Started two games
- Tied his career-high with two field goals at Sam Houston, both from 42 yards...also had a PAT, scoring seven of the team's 13 points... Named MW Special Teams Player of the Week...first Falcon to earn the award since Luke Strelbel in 2017
- Kicked five PATs and had five kickoffs with three touchbacks vs. RMU
- Lou Groza National Placekicker Watch List

Career

- Hit 26-33 FGs in his career...788 career FG percentage is sixth best in AF history
- Honorable mention all-MW in 2022
- Semifinalist for the Lou Groza National Placekicker Award, given annually to the top kicker in the nation
- Ranked fifth in the MW in field goals (1.23), seventh in FG percentage (.762) and seventh in scoring (6.5)
- Played 10 games in 2021, starting nine
- Hit 31-32 PATs and 8-10 FGs for 55 points
- Ranked fourth in the MW in FG pct (.800)

2023 Game-by-Game

Kicking	PATs	FGs/(G)NG	KOs-TBs
RMU	5-5	--	5-3
Sam Houston	1-1	(42), (42)	0-0

2022 Game-by-Game

Kicking	PATs	FGs/(G)NG	KOs-TBs
UNI	5-5	(30), (33)	7-3
Colorado	2-2	(54), (47)	5-4
Wyoming	0-1	53	0-0
Nevada	2-2	(41), (51)	6-3
Navy	2-2	(23), (22)	4-3
Utah State	3-3	(40), (51)	5-2
UNLV	5-5	--	6-0
Boise State	2-2	--	2-2
Army	1-1	(35),49,(26)	4-0
New Mexico	4-4	--	5-5
Colorado St.	3-3	(44), 53	4-0
San Diego St.	1-1	57, (30), 44, (32)	4-0
Baylor	3-3	37	6-0

2021 Game-by-Game

Kicking	PATs	FGs/(G)NG	KOs-TBs
Lafayette	3-4		6-3
Navy	3-3	35	4-1
Utah State	6-6	(22)	8-4
FAU	DNP		
New Mexico	DNP		
Wyoming	DNP		
Boise State	0-0	(28)	0-0
SDSU	2-2		0-0
Army	0-0	(39), (30)	2-0
CSU	5-5	37	0-0
Nevada	4-4	(49)	0-0
UNLV	4-4	(37), (38)	0-0
Louisville	4-4	(26)	3-0

Career Statistics

Kicking	Year	G	FGs	Long	PATs	Points
	2023	2	2-2	42	6-6	12
	2022	13	16-21	54	37-38	85
	2021	10	8-10	49	31-32	55
	Total	25	26-33	--	74-76	152

#95 - Carson Bay, P

5-11, 160, Jr., Tampa, FL
(Robinson)

2023

- Holder on FGs, PATs, no punts this season

Career

- Started all 13 games in 2022
- Averaged 37.6 yards per punt...long of 59
- Played in seven games in 2021, starting the last six
- Team-best 40.9 average on 16 punts

2023 Game-by-Game

Punting	#-Avg	Long	I20
RMU	0-0	--	0
Sam Houston	0-0	--	0

Career Highs

Punts: 5, Wyoming, 2022
Avg: 46.0, Army, 2021
Long: 53, Wyoming, 2022

Career Statistics

Punting	Year	G	#	Avg.	I20	50+	TB	Long
	2023	2	0	0.0	0	0	0	--
	2022	13	31	37.6	12	2	3	59 (Navy)
	2021	8	16	40.9	5	0	1	49 (Army)
	Total	23	47	38.8	17	2	4	

96 - Reagan Tubbs, PK

5-10, 175, So., Flower Mound, TX
(Flower Mound)

2023

- Played in two games
- Five kickoffs with two touchbacks

Career

- Played in one game in 2022
- One kickoff vs. Colorado

2023 Game-by-Game

Kicking	PATs	FGs/(G)NG	KOs-TBs
RMU	1-1	--	1-1
Sam Houston	0-0	--	4-1

Career Statistics

Kicking	Year	G	FGs	Long	PATs	Points
	2023	2	0-0	--	1-1	1
	2022	1	0-0	--	0-0	0
	Total	2	0-0	--	1-1	1

#97 - Luke Freer, P

6-4, 220, Fr., Fairhope, AL (Fairhope)

2023

- Played in two games
- Leads the team in punting, four punts for 43.8 average...all coming vs. Sam Houston, including a career-long 52-yarder

Career

- Played in one game in 2022 (Boise State), punted twice for a 47.5 average with punts of 47 and 48 yards

2023 Game-by-Game

Punting	#-Avg	Long	I20
RMU	0-0	--	0
Sam Houston	4-43.8	52	2

Career Highs

Punts: 4, Sam Houston, 2023
Avg: 47.5, Boise State, 2022
Long: 52, Sam Houston, 2023

Career Statistics

Punting	Year	G	#	Avg.	I20	50+	TB	Long
	2023	2	4	43.8	2	1	0	--
	2022	1	2	47.5	1	0	0	48 (BSU)
	Total	3	6	45.0	3	1	0	48 (BSU)



**2023-24 Air Force Football
Game Results
All games**

Page 1/1
as of Sep 11, 2023

Team Results

Date	Opponent		Score	Overall	Conf	Time	Attend
09/02/2023	Robert Morris	W	42-7	1-0	0-0	2:51	30145
09/09/2023	vs Sam Houston	W	13-3	2-0	0-0	2:41	25121



2023-24 Air Force Football
Overall Team Statistics
All games

Page 1/2
as of Sep 11, 2023

Team Statistics

	USAFA	OPP
Scoring	55	10
Points per game	27.5	5.0
Points Off Turnovers	7	3
First Downs	42	15
Rushing	35	11
Passing	3	4
Penalty	4	0
Rushing Yardage	618	79
Yards gained rushing	658	155
Yards lost rushing	40	76
Rushing attempts	115	56
Average per rush	5.4	1.4
Average per game	309.0	39.5
TDs Rushing	6	0
Passing Yardage	109	157
Comp-Att-Int	3-6-0	26-38-0
Average per pass	18.2	4.1
Average per catch	36.3	6.0
Average per game	54.5	78.5
TDs Passing	1	1
Total offense	727	236
Total plays	121	94
Average per play	6.0	2.5
Average per game	363.5	118.0
Kick returns: #-Yards	2-35	6-124
Punt returns: #-Yards	2--1	0-0
Int returns: #-Yards	0-0	0-0
Kick return average	17.5	20.7
Punt return average	-0.5	0.0
Int return average	0.0	0.0
Fumbles-Lost	6-2	4-2
Penalties-Yards	4-30	12-86
Average per game	15.0	43.0
Punts-Yards	4-175	14-611
Average per punt	43.8	43.6
Net punt average	43.8	42.3
Kickoffs-Yards	11-687	4-237
Average per kick	62.5	59.3
Net kick average	39.8	38.8
Time of possession / game	34:24	25:35
3rd-down conversion	11/23	6/24
3rd-down pct	48%	25%
4rd-down conversion	1/4	1/2



2023-24 Air Force Football
Overall Team Statistics
All games

Page 2/2
as of Sep 11, 2023

	USAFA	OPP
4rd-down pct	25%	50%
Sacks by-Yards	6-52	2-11
Misc Yards	0	0
Touchdowns scored	7	1
Field goals - attempts	2-2	1-1
On-Side kicks	0-0	0-0
Red-zone scores	(3-4) 75%	(1-2) 50%
Red-zone touchdowns	(3-4) 75%	(1-2) 50%
PAT-attempts	(7-7) 100%	(1-1) 100%
2-point conversion-attempts	(0-0) 0%	(0-0) 0%
Attendance	30145	0
Games / Avg per game	1/30145	0/0
Neutral site games	-	1/25121

Score by Periods

Team	1st	2nd	3rd	4th	OT	TOT
Air Force	14	17	7	17	0	55
Opponents	0	0	3	7	0	10



2023-24 Air Force Football Individual Statistics All games

Page 1/3
as of Sep 11, 2023

Rushing

Player	gp	att	gain	loss	net	avg	td	lg	avg/g
Zac Larrier	2	33	184	20	164	5.0	2	26	82.0
Owen Burk	2	24	113	1	112	4.7	2	27	56.0
John Lee Eldridge III	2	10	100	6	94	9.4	0	65	47.0
Emmanuel Michel	2	12	68	0	68	5.7	0	22	34.0
Dylan Carson	2	8	65	0	65	8.1	0	29	32.5
Aiden Calvert	2	4	39	3	36	9.0	0	18	18.0
Jensen Jones	1	5	35	0	35	7.0	1	12	35.0
John Busha	1	3	12	0	12	4.0	0	6	12.0
Kaden Cloud	1	2	11	0	11	5.5	0	11	11.0
Ben Brittain	1	1	7	0	7	7.0	0	7	7.0
Jet Harris	2	2	7	0	7	3.5	0	4	3.5
Darius Stone	1	1	6	0	6	6.0	0	6	6.0
Cannon Turner	1	3	5	0	5	1.7	0	3	5.0
Cade Harris	2	1	3	0	3	3.0	1	3	1.5
Kade Frew	1	1	3	0	3	3.0	0	3	3.0
Team	2	5	0	10	-10	-2.0	0	0	-5.0
Total	2	115	658	40	618	5.4	6	65	309.0
Opponents	2	56	155	76	79	1.4	0	18	39.5

Passing

Player	gp	effic	comp-att-int	pct	yds	td	lg	avg/g
Zac Larrier	2	257.6	3-6-0	50.0	109	1	84	54.5
Total	2	257.6	3-6-0	50.0	109	1	84	54.5
Opponents	2	111.8	26-38-0	68.4	157	1	30	78.5

Receiving

Player	gp	no.	yds	avg	td	lg	avg/g
Jared Roznos	2	2	95	47.5	1	84	47.5
John Lee Eldridge III	2	1	14	14.0	0	14	7.0
Total	2	3	109	36.3	1	84	54.5
Opponents	2	26	157	6.0	1	30	78.5

Punt Returns

Player	no.	yds	avg	td	lg
Cade Harris	2	-1	-0.5	0	2
Total	2	-1	-0.5	0	2
Opponents	0	0	0.0	0	0

Interceptions

Player	no.	yds	avg	td	lg
Total	0	0	0.0	0	0
Opponents	0	0	0.0	0	0

Kick Returns

Player	no.	yds	avg	td	lg
Dane Kinamon	1	19	19.0	0	19
Kade Frew	1	16	16.0	0	16
Total	2	35	17.5	0	19
Opponents	6	124	20.7	0	44

Fumble Returns

Player	no.	yds	avg	td	lg
Jamari Bellamy	1	0	0.0	0	0
Trey Williams	1	0	0.0	0	0
Total	2	0	0.0	0	0
Opponents	2	0	0.0	0	0



2023-24 Air Force Football
Individual Statistics
All games

Page 2/3
as of Sep 11, 2023

Scoring

Player	td	fg	PAT				dxp	saf	pts
			kick	rush	rcv	pass			
Zac Larrier	2	-	-	-	-	-	-	-	12
Owen Burk	2	-	-	-	-	-	-	-	12
Matthew Dapore	-	2-2	6-6	-	-	-	-	-	12
Jensen Jones	1	-	-	-	-	-	-	-	6
Cade Harris	1	-	-	-	-	-	-	-	6
Jared Roznos	1	-	-	-	-	-	-	-	6
Reagan Tubbs	-	-	1-1	-	-	-	-	-	1
Total	7	2-2	7-7	0	0	0	0	0	55
Opponents	1	1-1	1-1	0	0	0	0	0	10

Field Goals

Player	fg	pct.	01-19	20-29	30-39	40-49	50-99	lg	blk
Matthew Dapore	2-2	100.0	0-0	0-0	0-0	2-2	0-0	42	0
Opponents	1-1	100.0	0-0	0-0	0-0	1-1	0-0	45	0

FG Sequence

Team Name	Air Force	Opponents
Sam Houston	(42),(42)	(45)

Numbers in (parentheses) indicate field goal was made

Total Offense

Player	g	plays	rush	pass	total	avg/g
Zac Larrier	2	39	164	109	273	136.5
Owen Burk	2	24	112	0	112	56.0
John Lee Eldridge III	2	10	94	0	94	47.0
Emmanuel Michel	2	12	68	0	68	34.0
Dylan Carson	2	8	65	0	65	32.5
Aiden Calvert	2	4	36	0	36	18.0
Jensen Jones	1	5	35	0	35	35.0
John Busha	1	3	12	0	12	12.0
Kaden Cloud	1	2	11	0	11	11.0
Ben Brittain	1	1	7	0	7	7.0
Jet Harris	2	2	7	0	7	3.5
Darius Stone	1	1	6	0	6	6.0
Cannon Turner	1	3	5	0	5	5.0
Cade Harris	2	1	3	0	3	1.5
Kade Frew	1	1	3	0	3	3.0
Team	2	0	-10	0	-10	-5.0
Total	2	121	618	109	727	363.5
Opponents	2	94	79	157	236	118.0

Punting

Player	no.	yds	avg	lg	tb	fc	i20	50+	blk
Luke Freer	4	175	43.8	52	0	3	2	1	0
Total	4	175	43.8	52	0	3	2	1	0
Opponents	14	611	43.6	53	1	9	4	2	0

Kickoffs

Player	no.	yds	avg	tb	ob	retn	net	ydl
Matthew Dapore	5	320	64.0	3	0			
Reagan Tubbs	5	302	60.4	2	0			
Bryce Olson	1	65	65.0	0	0			
Total	11	687	62.5	5	0	6	39.8	25
Opponents	4	237	59.3	1	0	2	38.8	26



2023-24 Air Force Football
Individual Statistics
All games

Page 3/3
as of Sep 11, 2023

All Purpose

Player	g	rush	rcv	pr	kr	ir	total	avg/g
Zac Larrier	2	164	0	0	0	0	164	82.0
Owen Burk	2	112	0	0	0	0	112	56.0
John Lee Eldridge III	2	94	14	0	0	0	108	54.0
Jared Roznos	2	0	95	0	0	0	95	47.5
Emmanuel Michel	2	68	0	0	0	0	68	34.0
Dylan Carson	2	65	0	0	0	0	65	32.5
Aiden Calvert	2	36	0	0	0	0	36	18.0
Jensen Jones	1	35	0	0	0	0	35	35.0
Dane Kinamon	1	0	0	0	19	0	19	19.0
Kade Frew	1	3	0	0	16	0	19	19.0
John Busha	1	12	0	0	0	0	12	12.0
Kaden Cloud	1	11	0	0	0	0	11	11.0
Ben Brittain	1	7	0	0	0	0	7	7.0
Jet Harris	2	7	0	0	0	0	7	3.5
Darius Stone	1	6	0	0	0	0	6	6.0
Cannon Turner	1	5	0	0	0	0	5	5.0
Cade Harris	2	3	0	-1	0	0	2	1.0
Team	2	-10	0	0	0	0	-10	-5.0
Total	2	618	109	-1	35	0	761	380.5
Opponents	2	79	157	0	124	0	360	180.0



2023-24 Air Force Football
Overall Defense Statistics
All games

Page 1/1
as of Sep 11, 2023

Team Defense

#	Player	gp	Tackles				Sacks	Pass defense			Fumbles		blkd	
			ua	a	tot	tfl/yds		int-yds	brup	qbh	fr-yds	ff	kick	saf
40	Alec Mock	2	8	6	14	1-5
7	Trey Taylor	2	7	4	11	0.5-1
44	Johnathan Youngblood	2	6	5	11	1
22	Jerome Gaillard, Jr.	2	7	2	9	1-1
13	PJ RAMSEY	2	4	3	7	3.5-21	2-16	.	1
8	Bo Richter	2	7	.	7	3-24	2-21	.	.	1	.	1	.	.
16	Jayden Goodwin	2	2	4	6
96	Payton Zdroik	1	5	1	6	1-8	1-8
11	Camby Goff	1	2	1	3
10	Jalen Mergerson	2	1	2	3
3	Jamari Bellamy	2	3	.	3	1-2	1-0	.	.	.
12	Patrick Dahlen	2	2	1	3
20	Jake Smith	2	2	.	2
62	James Tomasi	2	2	.	2	1-7	1-7
41	Jackson Adams	1	2	.	2	1-3
55	Kupono Blake	2	.	1	1
93	Andrew BoisD'Enghien	1	1	.	1
9	Levi Brown	2	1	.	1
19	CJ Boyd	2	1	.	1
54	Are'an Burr	1	.	1	1
18	Elijah Sanders	2	.	1	1
30	Tyme Collins	2	1	.	1
46	Zach Juckel	2	1	.	1
28	Terrance Cullivan	1	.	1	1
35	Jack Curtis	1	.	1	1
0	Trey Williams	2	1-0	.	.	.
87	Caden Blum	1	1
Totals		2	65	34	99	13-72	6-52	0-0	1	3	2-0	1	0	0
Opponents		2	77	56	133	7-26	2-11	0-0	0	0	2-0	2	0	0



2023-24 Air Force Football
Individual Game Highs
All games

Page 1/1
as of Sep 11, 2023

Air Force - Individual Game Highs

RUSHES	19	Zac Larrier vs Sam Houston (N) (09/09/2023)
YARDS RUSHING	99	Zac Larrier vs Robert Morris (09/02/2023)
TD RUSHES	2	Zac Larrier vs Robert Morris (09/02/2023)
LONG RUSH	65	John Lee Eldridge III vs Robert Morris (09/02/2023)
PASS ATTEMPTS	3 3	Zac Larrier vs Sam Houston (N) (09/09/2023) Zac Larrier vs Robert Morris (09/02/2023)
PASS COMPLETIONS	2	Zac Larrier vs Robert Morris (09/02/2023)
YARDS PASSING	95	Zac Larrier vs Robert Morris (09/02/2023)
TD PASSES	1	Zac Larrier vs Robert Morris (09/02/2023)
LONG PASS	84	Zac Larrier vs Robert Morris (09/02/2023)
RECEPTIONS	2	Jared Roznos vs Robert Morris (09/02/2023)
YARDS RECEIVING	95	Jared Roznos vs Robert Morris (09/02/2023)
TD RECEPTIONS	1	Jared Roznos vs Robert Morris (09/02/2023)
LONG RECEPTION	84	Jared Roznos vs Robert Morris (09/02/2023)
PUNTS	4	Luke Freer vs Sam Houston (N) (09/09/2023)
PUNTING AVG	43.8	Luke Freer vs Sam Houston (N) (09/09/2023)
LONG PUNT	52	Luke Freer vs Sam Houston (N) (09/09/2023)
PUNTS INSIDE 20	2	Luke Freer vs Sam Houston (N) (09/09/2023)
LONG PUNT RETURN	2	Cade Harris vs Robert Morris (09/02/2023)
LONG KICKOFF RETURN	19	Dane Kinamon vs Sam Houston (N) (09/09/2023)
TACKLES	11	Alec Mock vs Sam Houston (N) (09/09/2023)
SACKS	2	Bo Richter vs Sam Houston (N) (09/09/2023)
TACKLES FOR LOSS	2.5	PJ RAMSEY vs Robert Morris (09/02/2023)



**2023-24 Air Force Football
Team Game Highs
All games**

Page 1/1
as of Sep 11, 2023

Air Force - Game Highs

RUSHES	59	vs Sam Houston (N) (09/09/2023)
YARDS RUSHING	374	Robert Morris (09/02/2023)
YARDS PER RUSH	6.7	Robert Morris (09/02/2023)
TD RUSHES	5	Robert Morris (09/02/2023)
PASS ATTEMPTS	3	vs Sam Houston (N) (09/09/2023)
	3	Robert Morris (09/02/2023)
PASS COMPLETIONS	2	Robert Morris (09/02/2023)
YARDS PASSING	95	Robert Morris (09/02/2023)
YARDS PER PASS	31.7	Robert Morris (09/02/2023)
TD PASSES	1	Robert Morris (09/02/2023)
TOTAL PLAYS	62	vs Sam Houston (N) (09/09/2023)
TOTAL OFFENSE	469	Robert Morris (09/02/2023)
YARDS PER PLAY	7.9	Robert Morris (09/02/2023)
POINTS	42	Robert Morris (09/02/2023)
SACKS BY	4	vs Sam Houston (N) (09/09/2023)
FIRST DOWNS	24	Robert Morris (09/02/2023)
PENALTIES	2	vs Sam Houston (N) (09/09/2023)
	2	Robert Morris (09/02/2023)
PENALTY YARDS	20	vs Sam Houston (N) (09/09/2023)
TURNOVERS	1	vs Sam Houston (N) (09/09/2023)
	1	Robert Morris (09/02/2023)
PUNTS	4	vs Sam Houston (N) (09/09/2023)
PUNTING AVG	43.8	vs Sam Houston (N) (09/09/2023)
LONG PUNT	52	vs Sam Houston (N) (09/09/2023)
PUNTS INSIDE 20	2	vs Sam Houston (N) (09/09/2023)
LONG PUNT RETURN	2	Robert Morris (09/02/2023)



2023-24 Air Force Football
Opponent Individual Match Highs
All games

Page 1/1
as of Sep 11, 2023

Opponent - Individual Game Highs

RUSHES	13	Keegan Shoemaker vs Sam Houston (N) (09/09/2023)
YARDS RUSHING	39	Kimion O'Sullivan vs Robert Morris (09/02/2023)
TD RUSHES	none	
LONG RUSH	18	Kimion O'Sullivan vs Robert Morris (09/02/2023)
PASS ATTEMPTS	18	Anthony Chiccitt vs Robert Morris (09/02/2023)
PASS COMPLETIONS	14	Anthony Chiccitt vs Robert Morris (09/02/2023)
YARDS PASSING	99	Anthony Chiccitt vs Robert Morris (09/02/2023)
TD PASSES	1	Anthony Chiccitt vs Robert Morris (09/02/2023)
LONG PASS	30	Anthony Chiccitt vs Robert Morris (09/02/2023)
RECEPTIONS	3 3 3 3	Ife Adeyi vs Sam Houston (N) (09/09/2023) Noah Smith vs Sam Houston (N) (09/09/2023) Chaese Jackson vs Robert Morris (09/02/2023) Noah Robinson vs Robert Morris (09/02/2023)
YARDS RECEIVING	36	Noah Robinson vs Robert Morris (09/02/2023)
TD RECEPTIONS	1	Chaese Jackson vs Robert Morris (09/02/2023)
LONG RECEPTION	30	Noah Robinson vs Robert Morris (09/02/2023)
FIELD GOALS	1	Colby Sessums vs Sam Houston (N) (09/09/2023)
LONG FIELD GOALS	45	Colby Sessums vs Sam Houston (N) (09/09/2023)
PUNTS	8	Jadon Cardell vs Sam Houston (N) (09/09/2023)
PUNTING AVG	44.3	George Souders III vs Robert Morris (09/02/2023)
LONG PUNT	53	Jadon Cardell vs Sam Houston (N) (09/09/2023)
PUNTS INSIDE 20	3	George Souders III vs Robert Morris (09/02/2023)
LONG PUNT RETURN	none	
LONG KICKOFF RETURN	44	Robert Carter vs Robert Morris (09/02/2023)
TACKLES	14	Trevor Williams vs Sam Houston (N) (09/09/2023)
SACKS	1 1	Kavian Gaither vs Sam Houston (N) (09/09/2023) Chris Scott vs Sam Houston (N) (09/09/2023)
TACKLES FOR LOSS	1 1 1 1 1 1	Trevor Williams vs Sam Houston (N) (09/09/2023) Kavian Gaither vs Sam Houston (N) (09/09/2023) Caleb Weaver vs Sam Houston (N) (09/09/2023) Chris Scott vs Sam Houston (N) (09/09/2023) Bernadin Fleurima Jr. vs Robert Morris (09/02/2023) William Barber vs Robert Morris (09/02/2023)
INTERCEPTIONS	none	



2023-24 Air Force Football
Opponent Match Highs
All games

Page 1/1
as of Sep 11, 2023

Opponent - Game Highs

RUSHES	30	vs Sam Houston (N) (09/09/2023)
YARDS RUSHING	43	Robert Morris (09/02/2023)
YARDS PER RUSH	1.7	Robert Morris (09/02/2023)
TD RUSHES	0	vs Sam Houston (N) (09/09/2023)
	0	Robert Morris (09/02/2023)
PASS ATTEMPTS	24	Robert Morris (09/02/2023)
PASS COMPLETIONS	18	Robert Morris (09/02/2023)
YARDS PASSING	113	Robert Morris (09/02/2023)
YARDS PER PASS	4.7	Robert Morris (09/02/2023)
TD PASSES	1	Robert Morris (09/02/2023)
TOTAL PLAYS	50	Robert Morris (09/02/2023)
TOTAL OFFENSE	156	Robert Morris (09/02/2023)
YARDS PER PLAY	3.1	Robert Morris (09/02/2023)
POINTS	7	Robert Morris (09/02/2023)
SACKS BY	2	vs Sam Houston (N) (09/09/2023)
FIRST DOWNS	9	Robert Morris (09/02/2023)
PENALTIES	10	Robert Morris (09/02/2023)
PENALTY YARDS	61	Robert Morris (09/02/2023)
TURNOVERS	2	Robert Morris (09/02/2023)
PUNTS	8	vs Sam Houston (N) (09/09/2023)
PUNTING AVG	44.3	Robert Morris (09/02/2023)
LONG PUNT	53	vs Sam Houston (N) (09/09/2023)
PUNTS INSIDE 20	3	Robert Morris (09/02/2023)
LONG PUNT RETURN	0	vs Sam Houston (N) (09/09/2023)
	0	Robert Morris (09/02/2023)



2023-24 Air Force Football
Team Game-by-Game
All games

Page 1/1
as of Sep 11, 2023

		Rushing				Receiving				Passing				Kick Returns				Punt Returns				tot		
Date	Opponent	no.	yds	td	lg	no.	yds	td	lg	cmp	att	int	yds	td	lg	no.	yds	td	lg	no.	yds	td	lg	off
09/02/2023	Robert Morris	56	374	5	65	2	95	1	84	2	3	0	95	1	84	1	16	0	16	2	-1	0	2	469
09/09/2023	vs Sam Houston	59	244	1	22	1	14	0	14	1	3	0	14	0	14	1	19	0	19	0	0	0	0	258
Air Force		115	618	6	65	3	109	1	84	3	6	0	109	1	84	2	35	0	19	2	-1	0	2	727
Opponents		56	79	0	18	26	157	1	30	26	38	0	157	1	30	6	124	0	44	0	0	0	0	236

Air Force Averages

Games	Avg/ rush	Avg/ catch	Pass effic	KR avg	PR avg	All purpose avg/game	Total offense avg/game
2	5.4	36.3	257.6	17.5	-0.5	380.5	363.5

		Tackles				Sacks	Fumble		Pass Defense			blkd	PAT attempts			off		
Date	Opponent	ua	a	total	tfl-yds	no-yds	ff	fr-yds	int-yds	qbh	brup	kick	kick	rush	rcv	saf	t/o	pts
09/02/2023	Robert Morris	31	22	53	7.0-28	2-14	1	2-0	0-0	2	0	0	6-6	0	0	0	7	42
09/09/2023	vs Sam Houston	34	12	46	6.0-44	4-38	0	0-0	0-0	1	1	0	1-1	0	0	0	0	13
Air Force		65	34	99	13.0-72	6-52	1	2-0	0-0	3	1	0	7-7	0	0	0	7	55
Opponents		77	56	133	7.0-26	2-11	2	2-0	0-0	0	0	0	1-1	0	0	0	3	10

Date	Opponent	Punting										Field Goals			Kickoffs			
		no.	yds	avg	long	blkd	tb	fc	50+	i20	md-att	long	blkd	no.	yds	avg	tb	ob
09/02/2023	Robert Morris	0	0	0.0	0	0	0	0	0	0	0-0	0	0	7	450	64.3	4	0
09/09/2023	vs Sam Houston	4	175	43.8	52	0	0	3	1	2	2-2	42	0	4	237	59.3	1	0
Air Force		4	175	43.8	52	0	0	3	1	2	2-2	42	0	11	687	62.5	5	0
Opponents		14	611	43.6	53	0	1	9	2	4	1-1	45	0	4	237	59.3	1	0



2023-24 Air Force Football Opponents Game-by-Game All games

Page 1/1
as of Sep 11, 2023

		Rushing				Receiving				Passing				Kick Returns				Punt Returns				tot		
Date	Opponent	no.	yds	td	lg	no.	yds	td	lg	cmp	att	int	yds	td	lg	no.	yds	td	lg	no.	yds	td	lg	off
09/02/2023	Robert Morris	26	43	0	18	18	113	1	30	18-24-0	113	1	30	3	91	0	44	0	0	0	0	0	156	
09/09/2023	vs Sam Houston	30	36	0	9	8	44	0	13	8-14-0	44	0	13	3	33	0	20	0	0	0	0	80		
Opponents		56	79	0	18	26	157	1	30	26-38-0	157	1	30	6	124	0	44	0	0	0	0	236		
Air Force		115	618	6	65	3	109	1	84	3-6-0	109	1	84	2	35	0	19	2	-1	0	2	727		

Opponents Averages

Games	Avg/ rush	Avg/ catch	Pass effic	KR avg	PR avg	All purpose avg/game	Total offense avg/game
2	1.4	6.0	111.8	20.7	0.0	180.0	118.0

		Tackles				Sacks	Fumble	Pass Defense			blkd	PAT attempts			off			
Date	Opponent	ua	a	total	tfl-yds	no-yds	ff	fr-yds	int-yds	qbh	brup	kick	kick	rush	rcv	saf	t/o	pts
09/02/2023	Robert Morris	29	42	71	3.0-10	0-0	0	1-0	0-0	0	0	0	1-1	0	0	0	0	7
09/09/2023	vs Sam Houston	48	14	62	4.0-16	2-11	2	1-0	0-0	0	0	0	0-0	0	0	0	3	3
Opponents		77	56	133	7.0-26	2-11	2	2-0	0-0	0	0	0	1-1	0	0	0	3	10
Air Force		65	34	99	13.0-72	6-52	1	2-0	0-0	3	1	0	7-7	0	0	0	7	55

Date	Opponent	Punting										Field Goals			Kickoffs			
		no.	yds	avg	long	blkd	tb	fc	50+	i20	md-att	long	blkd	no.	yds	avg	tb	ob
09/02/2023	Robert Morris	6	266	44.3	51	0	1	2	1	3	0-0	0	0	2	121	60.5	1	0
09/09/2023	vs Sam Houston	8	345	43.1	53	0	0	7	1	1	1-1	45	0	2	116	58.0	0	0
Opponents		14	611	43.6	53	0	1	9	2	4	1-1	45	0	4	237	59.3	1	0
Air Force		4	175	43.8	52	0	0	3	1	2	2-2	42	0	11	687	62.5	5	0



2023-24 Air Force Football
Games Played
All games

Page 1/3
as of Sep 11, 2023

##	Player	GP-GS	RM	SHSU
0	Trey Williams	2/0	XXX	XXX
2	Brandon Engel	1/0	...	XXX
3	Jamari Bellamy	2/2	START	START
4	Emmanuel Michel	2/0	XXX	XXX
5	Corey Collins	1/0	...	XXX
5	Jensen Jones	1/0	XXX	...
6	Matthew Malloy	0/0
6	Cameron Breier	1/0	XXX	...
7	Trey Taylor	2/2	START	START
8	Bo Richter	2/2	START	START
8	Kade Frew	1/0	XXX	...
9	Zac Larrier	2/2	START	START
9	Levi Brown	2/0	XXX	XXX
10	Jalen Mergerson	2/0	XXX	XXX
10	Jalen Johnson	2/0	XXX	XXX
11	Camby Goff	1/1	START	...
11	Wyatt Wilson	2/0	XXX	XXX
12	Patrick Dahlen	2/0	XXX	XXX
12	John Busha	1/0	XXX	...
13	PJ RAMSEY	2/2	START	START
13	Jared Roznos	2/2	START	START
14	K.C. Beard	2/0	XXX	XXX
15	Ben Brittain	1/0	XXX	...
15	Jake Martin	2/0	XXX	XXX
16	Jayden Goodwin	2/2	START	START
16	Dylan Evans	1/0	XXX	...
17	Zion Kelly	2/0	XXX	XXX
17	Cannon Turner	1/0	XXX	...
18	Elijah Sanders	2/0	XXX	XXX
18	Kendin Alexander	1/0	XXX	...
19	CJ Boyd	2/1	XXX	START
20	Jake Smith	2/0	XXX	XXX
20	Dylan Carson	2/0	XXX	XXX
21	Cade Harris	2/2	START	START
21	Aidan Plate	1/0	XXX	...
22	Jerome Gaillard, Jr.	2/2	START	START
23	Dane Kinamon	1/0	...	XXX
24	John Lee Eldridge III	2/2	START	START
24	Robert Mbroh	0/0
25	Taylor Latham	1/0	XXX	...
26	Owen Burk	2/2	START	START
26	Christian Hughes	0/0
27	Julian Williams	1/0	XXX	...
27	Kaden Cloud	1/0	XXX	...
28	Aiden Calvert	2/0	XXX	XXX
28	Terrance Cullivan	1/0	XXX	...
29	Evan Rau	1/0	XXX	...
30	Kale Gibbs	1/0	XXX	...
30	Tyme Collins	2/0	XXX	XXX
32	Osaro Aihie	1/0	XXX	...
32	Jordan Scarbrough	1/0	XXX	...
33	Jet Harris	2/0	XXX	XXX
34	Darius Stone	1/0	XXX	...
35	Jack Curtis	1/0	XXX	...
38	Ty Hubert	0/0
40	Alec Mock	2/2	START	START
41	J. Frank Melgarejo III	1/0	XXX	...
41	Jackson Adams	1/0	XXX	...
42	Jakobi McGowan	0/0
43	Matthew Dapore	2/0	XXX	XXX



2023-24 Air Force Football
Games Played
All games

Page 2/3
as of Sep 11, 2023

##	Player	GP-GS	RM	SHSU
44	Johnathan Youngblood	2/2	START	START
45	Matt Devine	0/0
46	Zach Juckel	2/0	XXX	XXX
47	Kyler Orr	0/0
48	Jayden Thiergood	0/0
48	Anthony DeBerardino	1/0	XXX	...
49	Kurt Chesney	2/0	XXX	XXX
50	Grant Uyl	1/0	XXX	...
51	Kaleb Holcomb	2/0	XXX	XXX
51	Drew Dubuclet	0/0
52	Matthew Reddick	0/0
53	Steven Iles	2/0	XXX	XXX
54	Jackson Kohal	1/0	XXX	...
54	Are'an Burr	1/0	XXX	...
55	Kupono Blake	2/1	XXX	START
55	Nick Blessing	0/0
56	Mark Hiestand	1/0	XXX	...
56	Cole Palmer	1/0	XXX	...
57	Gabriel Averitt	1/0	XXX	...
57	Colin Stewart	0/0
59	Adam Karas	1/1	...	START
60	John Gordon, Jr.	1/0	XXX	...
61	Costen Cooley	1/0	XXX	...
62	James Tomasi	2/2	START	START
62	Matthew Heitmann	1/0	XXX	...
64	Luke Hallstrom	1/0	XXX	...
65	Samuel Floysand	1/0	XXX	...
66	Jace Sutulovich	1/0	XXX	...
68	Thor Paglialong	1/1	...	START
69	Wesley Ndago	1/1	...	START
71	Michael McAnninch	1/0	XXX	...
72	Christien Hawks	1/0	XXX	...
73	Luke Vonderhaar	1/0	XXX	...
74	Mason Carlan	1/1	...	START
75	Ethan Jackman	1/1	...	START
76	Alex Moore	2/0	XXX	XXX
77	Cameron Collins	0/0
79	Trevor Tate	0/0
80	Tre Roberson	1/0	XXX	...
81	James Bryant	1/1	...	START
82	Connor McIntee	1/0	XXX	...
83	Carter Chances-Hill	1/0	XXX	...
84	Caleb Rillos	2/0	XXX	XXX
85	Parker Menefee	1/0	XXX	...
87	Caden Blum	1/0	XXX	...
87	Quin Smith	1/0	XXX	...
88	Bruin Fleischmann	1/0	XXX	...
89	Parker St. John	1/0	XXX	...
90	Brian Bradley	0/0
91	Ripp Perez	1/0	XXX	...
92	Jackson Garrett	0/0
92	Logan Lehrer	0/0
93	Andrew BoisD'Enghien	1/0	XXX	...
93	Bryce Olson	1/0	XXX	...
94	Kaleb Tompkins	1/0	XXX	...
95	Carson Bay	2/0	XXX	XXX
95	Daniel Grobe	1/0	XXX	...
96	Payton Zdroik	1/0	...	XXX
96	Reagan Tubbs	2/0	XXX	XXX
97	Luke Freer	2/0	XXX	XXX



2023-24 Air Force Football
Games Played
All games

Page 3/3
as of Sep 11, 2023

##	Player	GP-GS	RM	SHSU
97	Brent Winfree	1/0	XXX	...
98	Colton Corrao	0/0
99	Aiden Swartz	2/0	XXX	XXX

GAME SUMMERIES

Scoring							First Downs	Rushing	Passing	Total Offense	Fum	Pen	Punts	KOR	3rd	4th	
Game	1	2	3	4	OT	Tot	TOT (R-P-Pn)	Att-Yds-Avg-TD	C-Att-I -Yds-Avg-TD	Pl-Yds-Avg	#-L	#-Yds	#-Avg	#-Yds-TD	G-A	G-A	TOP
RMU	0	0	0	7	--	7	9 (5-4-0)	26-43-1.7-0	18-24-0-113-1	50-156-3.1	4-2	9-61	6-44.3	3-91-0	3-11	0-1	27:49
Air Force	14	14	7	7	--	42	24 (19-2-3)	56-374-6.7-5	2-3-0-95-1	59-469-7.9	3-1	2-10	0-0.0	1-16-0	6-10	1-3	32:11
Sam Hou.	0	0	3	0	--	3	6 (6-0-0)	30-36-1.2-0	8-14-0-44-0	44-80-1.8	0-0	2-25	8-43.1	3-33-0	3-13	1-1	23:22
Air Force	0	3	0	10	--	13	18 (16-1-1)	59-244-4.1-1	1-3-0-14-0	62-258-4.2	3-1	2-20	4-43.8	1-19-0	5-13	0-1	36:38
Utah St.																	
Air Force																	
SJSU																	
Air Force																	
SDSU																	
Air Force																	
Wyoming																	
Air Force																	
Navy																	
Air Force																	
CSU																	
Air Force																	
Army																	
Air Force																	
Hawaii																	
Air Force																	
UNLV																	
Air Force																	
Boise St.																	
Air Force																	

AIR FORCE GAME-BY-GAME LEADERS

Game	Rushing	Passing	Receiving	Tackles	TFL (Includes Sacks)
	Att-Yds-TD	C-A-I-Yds-TD	C-Yds-TD	UT-AT-TOT	#-Yds
Robert Morris	Zac Larrier (14-99-2)	Zac Larrier (2-3-0-95-1)	Jared Roznos (2-95-1)	J. Youngblood (3-4-7)	PJ Ramsey (2.5-12)
Sam Houston	Owen Burk (18-75-1)	Zac Larrier (1-3-0-14-0)	J. Eldridge III (1-14-0)	Alec Mock (6-5-11)	Bo Richter (2.0-21)
Utah State					
San Jose St.					
San Diego St.					
Wyoming					
Navy					
Colorado St.					
Army					
Hawaii					
UNLV					
Boise St.					

2023 GAME-BY-GAME STARTERS

OFFENSE

Game	WR	TE	LT	LG	C	RG	RT	QB	FB	TB	WR
Rob. Morris	Roznos	Bryant	Karas	Ndago	Paglialong	Jackman	Carlan	Larrier	Burk	Eldridge	C. Harris
Sam Houston	Roznos	Burk (2FB)	Karas	Ndago	Paglialong	Jackman	Holcomb	Larrier	J. Harris	Eldridge	C. Harris
Utah State											
San Jose St.											
San Diego St.											
Wyoming											
Navy											
Colorado St.											
Army											
Hawaii											
UNLV											
Boise State											

DEFENSE

Game	DE	NG	DT	OLB	ILB	ILB	Spur	CB	SS	FS	CB
Rob. Morris	Ramsey	Tomasi	Blake	Richter	Youngblood	Mock	Goff	Gaillard	Goodwin	Taylor	Bellamy
Sam Houston	Ramsey	Zdroik	Blake	Richter	Youngblood	Mock	Boyd	Gaillard	Goodwin	Taylor	Bellamy
Utah State											
San Jose St.											
San Diego St.											
Wyoming											
Navy											
Colorado St.											
Army											
Hawaii											
UNLV											
Boise State											

SPECIAL TEAMS

Game	KO	KOR	KOR	PR	P	PK	H	LS
Rob. Morris	Dapore	J. Johnson	Eldridge	C. Harris	DNP	Dapore	Bay	Chesney
Sam Houston	Tubbs	J. Johnson	Kinamon	Kinamon	Freer	Dapore	Bay	Chesney
Utah State								
San Jose St.								
San Diego St.								
Wyoming								
Navy								
Colorado St.								
Army								
Hawaii								
UNLV								
Boise State								

2023 AIR FORCE PERSONNEL CHART

#	Name, Yr., Pos.	Career Games	Consec. Games	Career Starts	Consec. Starts
0	Trey Williams, JR, DB	14	6	1	0
2	Brandon Engel, JR, WR	14	14	0	0
3	Jamari Bellamy, JR, DB	15	15	6	2
4	Emmanuel Michel, SR, RB				
5	Corey Collins, SR, DB	9	1	0	0
5	Jensen Jones, SR, QB	10	1	0	0
6	Cameron Breier, JR, WR	13	0	0	0
6	Matthew Malloy, SR, OLB	12	0	0	0
7	Trey Taylor, SR, DB	26	25	25	25
8	Bo Richter, SR, ILB	25	5	8	2
8	Kade Frew, SO, RB	1	0	0	0
9	Zac Larrier, SR, QB	14	2	2	2
9	Levi Brown, SO, CB	2	2	0	0
10	Jalen Johnson, SR, RB	8	2	0	0
10	Jalen Mergerson, SR, SAF	26	9	2	0
11	Camby Goff, SR, DB	30	0	22	0
11	Wyatt Wilson, SR, WR	9	2	0	0
12	John Busha, SO, QB	1	0	0	0
12	Patrick Dahlen, SR, DB	17	15	0	0
13	Jared Roznos, JR, WR	3	2	2	2
13	PJ Ramsey, SR, OLB	17	11	2	2
14	K.C. Beard, JR, DB	5	2	0	0
15	Ben Brittain, SR, QB	8	1	0	0
15	Jake Martin, JR, DB	16	15	0	0
16	Dylan Evans, SO, WR	1	0	0	0
16	Jayden Goodwin, SR, DB	32	28	16	6
17	Cannon Turner, SR, QB	4	0	0	0
18	Elijah Sanders, JR, OLB	6	2	0	0
18	Kendin Alexander, JR, WR	5	0	0	0
19	CJ Boyd, JR, DB	15	15	1	1
20	Dylan Carson, SO, RB	2	2	0	0
20	Jake Smith, SR, SAF	16	15	0	0
21	Cade Harris, JR, WR	6	2	2	2
21	Aidan Plate, JR, DB	1	1	0	0
22	Aiden Calvert, JR, RB	6	2	0	0
22	Jerome Gaillard, Jr., JR, DB	14	6	2	2
23	Dane Kinamon, SR, WR	27	1	2	0
24	John Lee Eldridge III, SR, RB	25	16	12	4
24	Robert Mbroh, JR, ILB	3	0	0	0
26	Owen Burk, SR, RB	13	2	2	2
27	Julian Williams, JR, ILB	2	1	0	0
27	Kaden Cloud, SO, RB	1	1	0	0
28	Terrance Cullivan, SO, CB	1	1	0	0
29	Evan Rau, SO, WR	1	1	0	0
30	Kale Gibbs, JR, RB	2	1	0	0
30	Tyme Collins, JR, DB	4	2	0	0
32	Jordan Scarbrough, SO, WR	1	1	0	0
32	Osaro Aihie, JR, ILB	14	14	0	0
33	Jet Harris, SR, RB	6	2	1	1
34	Darius Stone, SO, RB	1	1	0	0
35	Jack Curtis, SO, OLB	1	1	0	0
38	Ty Hubert, SO, OLB	0	0	0	0
40	Alec Mock, SR, ILB	27	7	24	7
41	J. Frank Melgarejo III, SR, LS	3	1	0	0
41	Jackson Adams, SO, LB	1	1	0	0
42	Jakobi McGowan, JR, DB	1	1	0	0
43	Matthew Dapore, SR, PK/P	25	22	25	22
44	J. Youngblood, SR, ILB	30	3	10	2
45	Matt Devine, JR, ILB	2	0	0	0
46	Zach Juckel, SO, ILB	2	2	0	0
47	Kyler Orr, SO, ILB	0	0	0	0
48	Anthony DeBerardino, JR, LS	1	1	0	0
48	Jayden Thiergood, SR, DE	22	0	15	0
49	Kurt Chesney, SO, LS	3	2	2	2
50	Grant Uyl, JR, ILB	1	1	0	0
51	Kaleb Holcomb, SR, OT	25	15	14	1
51	Drew Dubuclet, SO, ILB	0	0	0	0

#	Name, Yr., Pos.	Career Games	Consec. Games	Career Starts	Consec. Starts
52	Matthew Reddick, SO, ILB	0	0	0	0
53	Steven Iles, SR, OC	15	2	0	0
54	Are'an Burr, SO, ILB	1	0	0	0
54	Jackson Kohal, JR, OL	3	1	0	0
55	Kupono Blake, SR, NG	9	2	2	2
55	Nick Blessing, SO, OT	0	0	0	0
56	Cole Palmer, JR, OLB	1	1	0	0
56	Mark Hiestand, SR, OT	4	1	0	0
57	Gabriel Averitt, SO, OC	1	1	0	0
59	Adam Karas, SR, OT	25	8	12	3
60	John Gordon, Jr., JR, OL	1	1	0	0
61	Costen Cooley, SO, OG	1	1	0	0
62	James Tomasi, JR, DL	5	2	1	0
62	Matthew Heitmann, JR, OL	1	1	0	0
64	Luke Hallstrom, SR, OC	15	2	5	0
65	Samuel Floysand, SO, OT	1	1	0	0
66	Jace Sutulovich, SO, OG	1	1	0	0
68	Thor Paglialong, SR, OC	24	19	19	16
69	Wesley Ndago, SR, OG	26	2	19	2
71	Michael McAninch, JR, OL	1	1	0	0
72	Christien Hawks, SO, OT	1	1	0	0
73	Luke Vonderhaar, SO, OT	1	1	0	0
74	Mason Carlan, SR, OT	7	2	1	0
75	Ethan Jackman, SR, OG	19	12	3	3
76	Alex Moore, JR, OL	4	2	0	0
77	Cameron Collins, SO, OT	0	0	0	0
78	Trevor Tate, SO, OT	0	0	0	0
80	Tre Roberson, SO, WR	1	1	0	0
81	James Bryant, SR, TE	15	15	1	0
82	Connor McIntee, SR, TE	5	1	0	0
83	Chances Carter-Hill, SO, TE	1	1	0	0
84	Caleb Rillos, SR, TE	23	23	8	0
85	Parker Menefee, SO, TE	1	1	0	0
87	Caden Blum, SR, DE	19	1	0	0
87	Quin Smith, SO, WR	1	1	0	0
88	Bruin Fleischmann, SO, TE	1	1	0	0
89	Parker St. John, JR, WR	1	1	0	0
90	Brian Bradley, SO, DE	0	0	0	0
92	Jackson Garrett, SO, NG	0	0	0	0
92	John Olson, SR, PK	1	0	0	0
93	Andrew BoisD'Enghien, SR, DE	2	1	0	0
94	Kaleb Tompkins, JR, DL	4	1	0	0
95	Carson Bay, JR, P	21	21	20	0
95	Daniel Grobe, SO, DE	1	1	0	0
96	Payton Zdroik, JR, DL	14	1	10	1
96	Reagan Tubbs, SO, PK	3	2	0	0
97	Brent Winfree, SO, NG	1	1	0	0
97	Luke Freer, SO, PK	3	2	1	1
99	Aidan Swartz, SO, DT	2	2	0	0

2023 MISCELLANEOUS STATISTICS

RED ZONE OFFENSE

Game	Stats	Results
RMU	3-3	TD, TD, TD
Sam Houston	1-1	TD
Utah State		
San Jose St.		
San Diego St.		
Wyoming		
Navy		
Colorado St.		
Army		
Hawaii		
UNLV		
Boise State		

RED ZONE DEFENSE

Game	Stats	Results
RMU	1-2	TD, TO
Sam Houston	0-0	--
Utah State		
San Jose St.		
San Diego St.		
Wyoming		
Navy		
Colorado St.		
Army		
Hawaii		
UNLV		
Boise State		

OPENING DRIVE

Game	AF	Opponent
RMU	TD	Fumble
Sam Houston	Punt	Punt
Utah State		
San Jose St.		
San Diego St.		
Wyoming		
Navy		
Colorado St.		
Army		
Hawaii		
UNLV		
Boise State		

2nd Half	AF	Opponent
RMU	TD	Punt
Sam Houston	Fumble	FG
Utah State		
San Jose St.		
San Diego St.		
Wyoming		
Navy		
Colorado St.		
Army		
Hawaii		
UNLV		
Boise State		

TURNOVERS

Game	Giveaways				Takeaways				Margin
	Fum	Int	Tot	Pts Off	Fum	Int	Total	Pts Off	
RMU	1	0	1	0	2	0	2	14	+1
Sam Houston	1	0	1	3	0	0	0	0	+1
Utah State									
San Jose St.									
San Diego St.									
Wyoming									
Navy									
Colorado St.									
Army									
Hawaii									
UNLV									
Boise State									
Totals									

AIR FORCE DRIVE ANALYSIS

Game	Total	TDs	FG	MFG	Punt	TO	Downs	3&Out	End of Half
RMU	9	6	0	0	0	1	2	0	1
Sam Houston	10	1	2	0	4	1	1	3	0
Utah State									
San Jose St.									
San Diego St.									
Wyoming									
Navy									
Colorado St.									
Army									
Hawaii									
UNLV									
Boise State									

AIR FORCE LONG DRIVE

Cateogry	Stat	Opponent	Drive	Result
Plays:	12	Robert Morris	12-43-8:22	Downs
Yards:	88	Robert Morris	11-88-5:46	Touchdown
TOP:	8:22	Robert Morris	12-43-8:22	Downs

Quickest Scoring Drive (TD): Robert Morris, :51 (2-80-:51)

OPPONENT DRIVE ANALYSIS

Game	Total	TDs	FG	MFG	Punt	TO	Downs	3&Out	End of Half
RMU	10	1	0	0	6	2	0	3	1
Sam Houston	9	0	1	0	8	0	0	6	0
Utah State									
San Jose St.									
San Diego St.									
Wyoming									
Navy									
Colorado St.									
Army									
Hawaii									
UNLV									
Boise State									

OPPONENT LONG DRIVE

Cateogry	Stat	Opponent	Drive	Result
Plays:	13	Sam Houston	13-33-6:49	Field Goal
Yards:	56	Robert Morris	6-56-2:47	Touchdown
TOP:	6:49	Sam Houston	13-33-6:49	Field Goal

Quickest Scoring Drive (TD): Robert Morris, 2:47 (6-56-2:47)

2023 GAME-BY-GAME STATISTICS

PASSING

(Comp-Att-Int-Yards-TDs-Lg)

Opponent	5 Jensen Jones	9 Zac Larrier	12 John Busha	15 Ben Brittain	17 Cannon Turner
Robert Morris	0-0-0-0-0	2-3-0-95-1-84	0-0-0-0-0	0-0-0-0-0	0-0-0-0-0
Sam Houston	DNP	1-3-0-14-0-14	DNP	DNP	DNP
Utah State					
San Jose State					
San Diego State					
Wyoming					
Navy					
Colorado State					
Army					
Hawaii					
UNLV					
Boise State					

RUSHING

(Att-Yds-TD-Lg)

Player	RMU	SHS	USU	SJSU	SDSU	Wyo	Navy	CSU	Army	Hawaii	UNLV	BSU
4-Emmanuel Michel	4-15-4-0	8-53-0-12										
5-Jensen Jones	5-35-12-1	DNP										
8-Kade Frew	1-3-3-0	DNP										
9-Zac Larrier	14-99-26-2	19-65-0-12										
12-John Busha	3-12-6-0	DNP										
15-Ben Brittain	1-7-7-0	DNP										
17-Cannon Turner	3-5-3-0	DNP										
20-Dylan Carson	5-50-29-0	3-15-0-7										
21-Cade Harris	1-3-3-1	0-0-0-0										
24-John Lee Eldridge III	4-72-65-0	6-22-0-11										
26-Owen Burk	6-37-27-1	18-75-1-10										
27-Kaden Cloud	2-11-11-0	DNP										
28-Adain Calvert	2-21-12-0	2-15-0-18										
33-Jet Harris	1-4-4-0	1-3-0-3										
34-Darius Stone	1-6-6-0	DNP										

RECEIVING

(Att-Yds-TD-Lg)

Player	RMU	SHS	USU	SJSU	SDSU	Wyo	Navy	CSU	Army	Hawaii	UNLV	BSU
13-Jared Roznos	2-95-84-1	0-0-0-0										
24-John Lee Eldridge III	0-0-0-0	1-14-0-14										

2023 GAME-BY-GAME STATISTICS

TACKLES

(UT-AT-TOTAL)

Player	RMU	SHS	USU	SJSU	SDSU	Wyo	Navy	CSU	Army	Hawaii	UNLV	BSU
0-Trey Williams	0-0-0	0-0-0										
3-Jamari Bellamy	1-0-1	2-0-2										
7-Trey Taylor	3-3-6	4-1-5										
8-Bo Richter	3-0-3	4-0-4										
9-Levi Brown	1-0-1	0-0-0										
10-Jalen Mergerson	1-2-3	0-0-0										
11-Camby Goff	2-1-3	DNP										
12-Patrick Dahlen	2-1-3	0-0-0										
13-PJ Ramsey	3-2-5	1-1-2										
16-Jayden Goodwin	0-2-2	2-2-4										
18-Elijah Sanders	0-1-1	0-0-0										
19-CJ Boyd	0-0-0	1-0-1										
20-Jake Smith	1-0-1	1-0-1										
22-Jerome Gaillard, Jr.	4-1-5	3-1-4										
28-Terrance Cullivan	0-1-1	DNP										
30-Tyme Collins	0-0-0	1-0-1										
35-Jack Curtis	0-1-1	DNP										
40-Alec Mock	2-1-3	6-5-11										
41-Jackson Adams	2-0-2	DNP										
44-J. Youngblood	3-4-7	3-1-4										
46-Zach Juckel	0-0-0	1-0-1										
54-Are'an Burr	0-1-1	DNP										
55-Kupono Blake	0-1-1	0-0-0										
62-James Tomasi	2-0-2	0-0-0										
87-Caden Blum	0-0-0	DNP										
92-A. BoisD'Engien	1-0-1	DNP										
96-Payton Zdroik	DNP	5-1-6										
Total	31-22-53	34-12-46										

TACKLES FOR LOSS

(#-Yds)

Player	RMU	SHS	USU	SJSU	SDSU	Wyo	Navy	CSU	Army	Hawaii	UNLV	BSU
3-Jamari Bellamy	1.0-2											
7-Trey Taylor	0.5-1											
8-Bo Richter	1.0-3	2.0-21										
13-PJ Ramsey	2.5-12	1.0-9										
22-Jerome Gaillard		1.0-1										
40-Alec Mock		1.0-5										
41-Jackson Adams	1.0-3											
62-James Tomasi	1.0-7											
96-Payton Zdroik	DNP	1.0-8										
Total	7.0-28	6.0-44										

QUARTERBACK SACKS

(#-Yds)

Player	RMU	SHS	USU	SJSU	SDSU	Wyo	Navy	CSU	Army	Hawaii	UNLV	BSU
8-Bo Richter		2.0-21										
13-PJ Ramsey	1.0-7	1.0-9										
62-James Tomasi	1.0-7											
96-Payton Zdroik	DNP	1.0-8										
Total	2.0-14	4.0-38										

2023 INDIVIDUAL CAREER HIGHS

RUSHING

Name	Attempts	Yards	TDs	Long
4-Emmanuel Michel	14, Nevada, 2021	133, Utah State, 2021	2, Utah State, 2021	64, UNLV, 2021
5-Jensen Jones	5, Robert Morris, 2023	35, Robert Morris, 2023	1, Robert Morris, 2023	15, Northern Iowa, 2022
8-Kade Frew	1, Robert Morris, 2023	3, Robert Morris, 2023	0	3, Robert Morris, 2023
9-Zac Larrier	19, Sam Houston, 2023	99, Robert Morris, 2023	2, Robert Morris, 2022	28, Colorado, 2022
10-Jalen Johnson	1, Utah State, 2022	80, Northern Iowa, 2022	1, Northern Iowa, 2022	80, Northern Iowa, 2022
12-John Busha	3, Robert Morris, 2023	12, Robert Morris, 2023	0	6, Robert Morris, 2023
15-Ben Brittain	3, Nevada, 2022	25, Nevada, 2022	0	19, Nevada, 2022
17-Cannon Turner	3, Robert Morris, 2023	5, Robert Morris, 2023	0	3, Robert Morris, 2023
20-Dylan Carson	5, Robert Morris, 2023	50, Robert Morris, 2023	0	29, Robert Morris, 2023
21-Cade Harris	1, Robert Morris, 2023	3, Robert Morris, 2023	1, Robert Morris, 2023	3, Robert Morris, 2023
23-Dane Kinamon	8, Colorado State, 2021	77, Northern Iowa, 2022	1, Northern Iowa, 2022	71, Northern Iowa, 2022
24-John Lee Eldridge III	13, Wyoming, 2022	116, UNLV, 2022	1, UNLV, 2022	65, Robert Morris, 2023
26-Owen Burk	18, Sam Houston, 2023	75, Sam Houston, 2023	1, Sam Houston, 2023	27, Robert Morris, 2023
27-Kaden Cloud	2, Robert Morris, 2023	11, Robert Morris, 2023	1	11, Robert Morris, 2023
28-Aidan Calvert	2, Robert Morris, 2023	24, UNLV, 2022	1, Nevada, 2022	18, Sam Houston, 2023
33-Jet Harris	11, Nevada, 2022	44, Nevada, 2022	0	9, Nevada, 2022
34-Darius Stone	1, Robert Morris, 2023	6, Robert Morris, 2023	0	6, Robert Morris, 2023

PASSING

Name	Completions	Attempts	Yards	TDs	Long
5-Jensen Jensen	0	1, UNLV, 2022	0	0	0
9-Zac Larrier	2, RMU, 2023	3, RMU, 2023	95, RMU, 2023	1, RMU, 2023	84, RMU, 2023
15-Ben Brittain	1, Nevada, 2022	1, Boise State, 2022	80, Nevada, 2022	1, Nevada, 2022	80, Nevada, 2022

RECEIVING

Name	Catches	Yards	TDs	Long
2-Engel	2, Utah State, 2022	25, Utah State, 2022	0	15, Navy, 2022
9-Larrier	1, Army, 2022	37, Boise State, 2022	0	37, Boise State, 2022
13-Roznos	2, Robert Morris, 2023	95, Robert Morris, 2023	1, Robert Morris, 2023	84, Robert Morris, 2023
21-Harris	2, Wyoming, 2022	45, Wyoming, 2022	1, Wyoming, 2022	41, Wyoming, 2022
23-Kinamon	4, Army, 2021	80, Northern Iowa, 2022	1, Northern Iowa, 2022	80, Northern Iowa, 2022
24-Eldridge III	1, Sam Houston, 2023	14, Sam Houston, 2023	0	14, Sam Houston, 2023
81-Bryant	1, Northern Iowa, 2022	7, Northern Iowa, 2022	0	7, Northern Iowa, 2022
84-Rillos	1, Baylor, 2022	40, Louisville, 2021	1, Baylor, 2022	40, Louisville, 2021

2023 INDIVIDUAL CAREER HIGHS

TACKLES

Name	UT	AT	Total Tackles	TFLs (Includes sacks)
0-Trey Williams	2, Nevada, 2022	2, UNLV, 2022	2, UNLV, 2022	1.0, San Diego St., 2022
3-Jamari Bellamy	6, Utah State, 2022	4, Utah State, 2022	10, Utah State, 2022	0.5, Utah State, 2022
6-Matthew Malloy	3, Utah State, 2020	3, Utah State, 2020	6, Utah State, 2020	1.0, Utah State, 2020
7-Trey Taylor	9, San Diego State, 2021	7, Colorado State, 2021	11, San Diego, 2021	1.0, FAU, 2021
8-Bo Richter	4, Sam Houston, 2023	7, Navy, 2022	7, Navy, 2022	2.0, Sam Houston, 2023
9-Levi Brown	1, Robert Morris, 2023	0	1, Robert Morris, 2023	
10-Jalen Mergerson	1, Robert Morris, 2023	3, UNLV, 2022	4, UNLV, 2022	
11-Camby Goff	6, Wyoming, 2022	5, Colorado State, 2021	10, Colorado State, 2021	1.0, Louisville, 2021
12-Patrick Dahlen	2, Robert Morris, 2023	1, Robert Morris, 2023	3, Robert Morris, 2023	
13-PJ Ramsey	3, Robert Morris, 2023	2, Robert Morris, 2023	5, Robert Morris, 2023	2.5, Robert Morris, 2023
14-K.C. Beard	0	0	0	
15-Jake Martin	1, Baylor, 2022	1, Nevada, 2022	1, Baylor, 2022	
16-Jayden Goodwin	5, Baylor, 2022	5, Boise State, 2022	9, Baylor, 2022	1.5, San Diego St., 2022
18-Elijah Sanders	1, Northern Iowa, 2022	1, Robert Morris, 2023	2, Northern Iowa, 2022	
19-CJ Boyd	4, Northern Iowa, 2022	1, UNLV, 2022	4, Northern Iowa, 2022	
20-Jake Smith	1, Sam Houston, 2023		1, Sam Houston, 2023	
22-Jerome Gaillard, Jr.	4, Robert Morris, 2023	1, Sam Houston, 2023	5, Robert Morris, 2023	1.0, Sam Houston, 2023
24-Robert Mbroh	0	1, Northern Iowa, 2022	1, Northern Iowa, 2022	
28-Terrance Cullivan	0	1, Robert Morris, 2023	1, Robert Morris, 2023	
30-Tyme Collins	1, Sam Houston, 2023		1, Sam Houston, 2023	
32-Osaro Aihie	1, Northern Iowa, 2022	2, UNLV, 2022	2, UNLV, 2022	
35-Jack Curtis	0	1, Robert Morris, 2023	1, Robert Morris, 2023	
40-Alec Mock	7, Boise State, 2021	11, Navy, 2022	13, Navy, 2022	1.5, Navy, 2022
41-Jackson Adams	2, Robert Morris, 2023	0	2, Robert Morris, 2023	1.0, Robert Morris, 2023
44-J. Youngblood	4, Baylor, 2022	6, Boise State, 2022	8, Boise State, 2022	1.0, Army, 2021
46-Zach Juckel	1, Sam Houston, 2023		1, Zach Juckel, 2023	
48-Jayden Thiergood	3, Navy, 2022	3, Colorado State, 2021	4, Boise State, 2022	2.0, Nevada, 2021
54-Are'an Burr	0	1, Robert Morris, 2023	1, Robert Morris, 2023	
55-Kupono Blake	1, Navy, 2020	1, Robert Morris, 2023	1, Robert Morris, 2023	
62-James Tomasi	2, Robert Morris, 2023	0	2, Robert Morris, 2023	1.0, Robert Morris, 2023
87-Caden Blum				
93-And. BoisD'Enghien	1, Robert Morris, 2023		1, Robert Morris, 2023	
96-Payton Zdroik	5, Sam Houston, 2023	2, Army, 2022	6, Sam Houston, 2023	2.0, Baylor, 2022

A kickoff was returned for a touchdown

AF: Tim McVey vs. Georgia State, Sept. 10, 2016 (99 yards)
Opp:..... Jawhar Jordan, Louisville, Dec. 28, 2021 (100 yds)

A punt was returned for a touchdown

AF: Garrett Brown vs. Morgan State, Sept 5, 2015 (75 yds)
Opp:..... Donovan Peoples-Jones, Michigan, Sept. 16, 2017 (79 yds)

An interception was returned for touchdown

AF: Zane Lewis vs. Colorado State, Nov. 16, 2019 (99 yards)
Opp:..... Calvin Munson, San Diego State, Nov. 21, 2014 (56 yds)

A fumble was returned for a touchdown

AF: Christopher Musselman vs. Utah St., Sept. 22, 2018 (21 yds)
Opp:..... Mohamed Kamara, Colorado State, Nov. 16, 2019 (63 yards)

A punt was blocked

AF: Price Morgan vs. Wyoming, Nov. 30, 2019
Opp:..... Kaelin Himphill, San Diego State, Oct. 12, 2018

A blocked punt resulted in a touchdown

AF: Garrett Kauppila vs. FAU, Sept. 8, 2018
(Recovered by Lakota Wills and returned 5 yards for a TD)
Opp:..... Kaelin Himphill, San Diego State, Oct. 12, 2018
(Trenton Thompson recovered and ran back 19 yds for a TD)

A field goal was blocked

AF: Michael Purcell vs. New Mexico, Nov. 20, 2020
Opp:..... David Nixon, BYU, Nov. 15, 2008

A blocked field goal resulted in a touchdown

AF: Terry Maki and A.J. Scott vs. Notre Dame, Oct. 5, 1985
(Maki blocked Carney's 37-yard field goal and Scott return 77 yards for a TD)
Opp:..... Trevor Laws and Terrail Lambert, Notre Dame, Nov. 11, 2006
(Laws blocked kick and Lambert returned it 76 yards for TD)

An extra point was blocked

AF: Jordan Jackson vs. Utah State, Sept. 18, 2021
Opp:..... San Jose State, Sept. 27, 2019

A safety was scored

AF: Team (Navy snap over punter's head) vs. Navy, Sept. 11, 2021
Opp:..... Utah, Sept. 20, 2008 (Punter Ryan Harrison fumbled out of end zone)

There was a shutout

AF: Air Force vs. New Mexico, Nov. 20, 2020 (28-0)
Opp:..... Army, Nov. 4, 2017 (21-0)

There was a 100-yard rusher

AF: Brad Roberts vs. Baylor, Dec. 22, 2022 (116 yards)
Opp:..... Calvin Tyler, Utah State, Oct. 8, 2022 (109 yards)

There was a 100-yard receiver

AF: David Cormier vs. Navy, Oct. 1, 2022 (120 yards)
Opp:..... Brian Cobbs, Utah State, Oct. 8, 2022 (136 yards)

There was a 300-yard passer

AF: Donald Hammond III, New Mexico, Nov. 23, 2019 (327 yards)
Opp:..... Carson Strong, Nevada, Nov. 19, 2021 (340 yards)

The team did not score a touchdown

AF: Air Force vs. Army, Nov. 4, 2017 (L 21-0)
Opp:..... San Diego State, Nov. 26, 2022 (L 13-3)

A player blocked two kicks in a game

AF: Alex Hansen vs. UNLV, Nov. 21, 2013 (2 PATs)
Opp:..... Ray Jackson, CSU, Sept. 16, 1995 (PAT/FG)

A team blocked more than one kick in a game

AF: Air Force vs. UNLV, Nov. 21, 2013 (2 PATs)
Opp:..... Navy, Oct. 4, 2008 (2 Punts - both returned for touchdowns)

A defensive extra point was scored

AF: Air Force vs. New Mexico, Nov. 23, 2019 (Milton Bugg III)
Opp:..... Utah, Nov. 12, 1994

Air Force Miscellaneous

An Air Force player had two interceptions in a game

Jeremy Fejedelem vs. Wyoming, Nov. 30, 2019 (2 INTs)

There was a scoreless tie with Air Force

Air Force vs. Wyoming, Sept. 10, 1977

There was a scoreless tie at halftime

Air Force vs. Army, Nov. 6, 2021 (Army 21, Air Force 14)

Air Force was shutout in the first-half

Air Force vs. Wyoming, Sept. 16, 2022 (Trailed 10-0)
(FINAL: Wyoming 17, Air Force 14)

Two Air Force players had two interceptions in a game

Antony Wright (3), Chris Thomas (2) vs. Houston, Dec. 31, 2009

Air Force did not have a turnover

Air Force vs. Baylor, Dec. 22, 2022

Air Force did not have any penalties

Air Force vs. Wyoming, Sept. 16, 2022

Air Force didn't have any penalties or turnovers

Air Force vs. Wyoming, Sept. 16, 2022

Air Force did not punt in a game

Air Force vs. Robert Morris, Sept. 2, 2023

Air Force played an overtime game

Air Force vs. Nevada, Nov. 19, 2021 (AF 41, Nevada 39 3OT)

Air Force had two or more players rush for 100 or more yards

Air Force vs. New Mexico, Nov. 12, 2022
(Brad Roberts 29-163-0, Haaziq Daniels 9-113-2)

Air Force had two players with 100 or more yards receiving

Air Force vs. New Mexico, Nov. 23, 2019
(Ben Waters 171, Geraud Sanders 156)

An Air Force player had 100 yards rushing and receiving

Timothy McVey at New Mexico, Nov. 28, 2015 (105 rush, 157 receiving)

An Air Force player had 200 yards passing and 100 yards rushing

Isaiah Sanders at UNLV, Oct. 19, 2018 (217 passing, 173 rushing)

Air Force didn't have a rushing touchdown

Air Force vs. Navy, Oct. 1, 2022

Air Force had more passing yards than rushing yards

Air Force vs. Louisville, Dec. 28, 2021 (Rushing 170, Passing 252)

AFA had two safeties in a game

Brandon Reeves and Jake Paulson vs. Southern Utah, Aug. 30, 2008

Air Force had more passing yards than the opponent

Air Force vs. Army, Nov. 5, 2022 (AF 98, Army 67)

Air Force was out-rushed by an opponent

Air Force vs. Wyoming, Sept. 16, 2022 (AF 171, Wyoming 180)

Air Force was held under 100 yards rushing

Air Force vs. Robert Morris, Sept. 2, 2023 (26-43-0)

Air Force scored two defensive touchdowns in the same game

Reggie Rembert (47 fumble), Anthony Wright (47 int), SDSU, Sept. 26, 2009

Air Force had two non-offensive touchdowns in the same game

Roland Ladipo (22 INT), Garrett Brown (75 PR), Morgan State, Sept. 5, 2015

Air Force converted a two point conversion after a touchdown

Air Force vs. Nevada, Nov. 19, 2021 (DeAndre Hughes run)

1

Air Force 42, RMU 7

Sept. 2, Falcon Stadium

Team	1	2	3	4	OT	Final
RMU	0	0	0	7	--	7
Air Force	14	14	7	7	--	42

Scoring

AF-Harris 3 run (Dapore), 1/11:22
 AF-Larrier 26 run (Dapore), 1/3:27
 AF-Roznos 84 pass-Larrier (Dapore), 2/12:31
 AF-Burk 27 run (Dapore), 2/1:58
 AF-Larrier 4 run (Dapore), 3/13:53
 AF-J. Jones 7 run (Tubbs), 4/13:33
 RM-Jackson 1 pass-Chiccitt (Jenkins), 4/10:35

Team Statistics	RMU	AF
First Downs	9	24
(R-P-Pen)	(5-4-0)	(19-2-3)
NET Rushing Att-Yds	26-43	56-374
NET PASSING YARDS	113	95
Passing (C-A-I)	18-24-0	2-3-0
TOTAL OFFENSE	50-156	59-469
Avg. Per Play	3.1	7.9
Fumbles	4-2	3-1
Penalties	9-61	2-10
Punts (#-Avg)	6-44.3	0-0
Punt Returns	0-0	2-(-1)
Kickoff Returns	3-91	1-16
Interceptions	0-0	0-0
Fumble Returns	0-0	0-0
Possession Time	27:49	32:11
Third Downs	3-11	6-10
Fourth Downs	0-1	1-3
Sacks By:	0-0	2-14
Attendance:	30,142	

Individual Statistics

Rushing (Att-Yds-TD): AF - Larrier 14-99-2, Eldridge III 4-72-0, Carson 5-50-0, Burk 6-37-1, Jones 5-35-1, Calvert 2-21-0, Michel 4-15-0, Busha 3-12-0, Cloud 2-11-0, Brittain 1-7-0, Stone 1-6-0, Turner 3-5-0, J. Harris 1-4-0, C. Harris 1-3-1, Frew 1-3-0, TEAM 3-(-6)-0. **RMU** - O'Sullivan 9-39-0, Bonsu 4-14-0, Lucas 1-10-0, Turcios 0-5-0, Ridgley 1-2-0, Smith 1-(-2)-0, Jones 2-(-2)-0, Dickerson 1-(-3)-0, Chiccitt 3-(-3)-0, Szalkowski 3-(-8)-0.

Passing (Comp-Att-I-Yds-TD): AF - Larrier 2-3-0-95-1. **RMU** - Chiccitt 14-18-0-99-1, Szalkowski 4-6-0-14-0.

Receiving (Att-Yds-TD): AF - Roznos 2-95-1. **RMU** - Robinson 3-36-0, Jackson 3-23-0, Becker 2-14-0, Jones 2-8-0, Fetterman 2-3-0, Cooper 1-12-0, Ridgley 1-7-0, Westry 1-6-1, Bonsu 1-5-9, O'Sullivan 1-3-0, Dickerson 1-(-4)-0.

Tackle Leaders (UT-AT-TT): AF - Youngblood 3-4-7, Taylor 3-3-6, Gaillard 4-1-5, Ramsey 3-2-5, Rickter 3-0-3, Goff 2-1-3, Dahlen 2-1-3, Dahlen 2-1-3, Mock 2-1-3, Mergerson 1-2-3, Adams 2-0-2, Tomasi 2-0-2, Goodwin 0-2-2, Brown 1-0-1, Bellamy 1-0-1, Smith 1-0-1, BoisD'Enghien 1-0-1, Blake 0-1-1, Sanders 0-1-1, Cullivan 0-1-1, Burr 0-1-1, Curtis 0-1-1. **RMU (Leaders)** - Shegog 7-5-12, Louis 4-2-6, Fairman 4-1-5, Pierce 3-2-5, Borwn 2-3-5, King 1-4-5, Kiakite 2-2-4, Barber 2-2-4.

2

Air Force 13, Sam Houston 3

Sept. 9, NRG Stadium (Houston)

Team	1	2	3	4	OT	Final
S. Houston	0	0	3	0	--	3
Air Force	0	3	0	10	--	13

Scoring

AF-Dapore 42 FG, 2/8:36
 SH-Sessums 45 FG, 3/6:03
 AF-Dapore 42 FG, 4/13:41
 AF-Burk 5 run (Dapore), 4/5:14

Team Statistics	SH	AF
First Downs	6	18
(R-P-Pen)	(6-0-0)	(16-1-1)
NET Rushing Att-Yds	30-36	59-244
NET PASSING YARDS	44	14
Passing (C-A-I)	8-14-0	1-3-0
TOTAL OFFENSE	44-80	62-258
Avg. Per Play	1.8	4.2
Fumbles	0-0	3-1
Penalties	2-25	2-20
Punts (#-Avg)	8-43.1	4-43.8
Punt Returns	0-0	0-0
Kickoff Returns	3-33	1-19
Interceptions	0-0	0-0
Fumble Returns	0-0	0-0
Possession Time	23:22	36:38
Third Downs	3-13	5-13
Fourth Downs	1-1	0-1
Sacks By:	2-11	4-38
Attendance:	25,121	

Individual Statistics

Rushing (Att-Yds-TD): AF - Burk 18-75-1, Larrier 19-65-0, Michel 8-53-0, Eldridge III 6-22-0, Calvert 2-15-0, Carson 3-15-0, J. Harris 1-3-0, TEAM 2-(-4)-0. **SH** - Hrbacek 10-29-0, Pannell 3-8-0, Gentry 2-6-0, Crawford III 2-3-0, Showmaker 13-(-10)-0.

Passing (Comp-Att-I-Yds-TD): AF - Larrier 1-3-0-14-0. **SH** - Showmaker 8-14-0-44-0.

Receiving (Att-Yds-TD): AF - Eldridge III 1-14-0. **SH** - Adeyi 3-20-0, Smith 3-12-0, Hrbacek 2-12-0.

Tackle Leaders (UT-AT-TT): AF - Mock 6-5-11, Zdroik 6-2-8, Taylor 4-1-5, Richter 4-0-4, Gaillard 3-1-4, Youngblood 3-1-4, Goodwin 2-2-4, Bellamy 2-0-2, Ramsey 1-1-2, T. Collins 1-0-1, Boyd 1-0-1, Juckel 1-0-1, Smith 1-0-1. **SH** - Williams 11-3-14, Nixon 6-2-8, Gaither 6-1-7, Scott 4-2-6, Crosby 2-2-4, Murray 3-0-3, Jackson 3-0-3, Weaver 2-0-2, Downes 2-0-2, Hobbs 2-0-2, Smith 2-0-2, Mason 0-2-2, Armstead 1-0-1, Escobar 1-0-1, Leon 1-0-1, Aribisala 1-0-1, Fields 1-0-1, Edmonson 0-1-1, Hayes 0-1-1.

3