



**RECORDS**

**2023 UTAH STATE FOOTBALL  
AGGIES ALL THE WAY**



**/// SINGLE-GAME OFFENSE ///**
**Rushing**

Attempts: 88 vs. Kent State, 1974  
Yards: 501 vs. Idaho (64 att.), 1960  
Yards Per Attempt: 11.4 vs. Toledo  
(31 attempts for 353 yards), 2012

**Passing**

Attempts: 59 vs. UNLV (36 comp.), 1984  
Completions: 36 vs. UNLV (59 att.), 1984  
Yards: 567 vs. Utah (31 of 45), 1972  
Had Intercepted: 6 vs. Arizona State, 1985;  
Houston, 1981; Nevada, 1996  
Touchdowns: 5 on 13 occasions; last  
time vs. New Mexico, 2021

**Total Offense**

Attempts: 99 vs. Arkansas State (471  
yards), 1995  
Yards: 804 vs. San José State (90 plays), 2018  
Average Per Attempt: 11.2 vs. Toledo  
(52 plays for 582 yards), 2012

**Scoring**

Points: 136 vs. Idaho State, 1919  
Touchdowns: 21 vs. Idaho State, 1919  
Extra Points: 10 vs. Idaho State, 1919  
Field Goals: 6 vs. New Mexico State, 2018

**Punt Returns**

Punt Returns: 10 vs. vs. Southern Utah, 2015;  
vs. Utah, 1946  
Return Yards: 205 vs. Bowling Green (4  
returns), 1970

**Kickoff Returns**

Kickoff Returns: 10 vs. Fresno State  
(188 yards), 2001  
Return Yards: 272 vs. Brigham Young (9  
returns), 2001

**Punting**

Punts: 14 vs. Southern Utah, 2015; vs.  
Wyoming, 1970; Air Force, 1969  
Average (min. 5 punts): 55.3 vs. Texas  
Christian (6 punts, 332 yards), 1981

**First Downs**

First Downs: 35 vs. Stony Brook, 2019  
Fewest First Downs: 2 vs. Utah, 1950  
Rushing: 24 vs. Kent State, 1974;  
Colorado State, 1961  
Passing: 21 vs. Idaho, 1972  
Penalty: 6 vs. San Jose State, 1990;  
Colorado State, 1979

**Penalties**

Penalties: 19 vs. New Mexico State, 1972  
Yards: 185 vs. San Jose State (16  
penalties), 1995

**Fumbles**

Fumbles Lost: 8 vs. Hawai'i, 1965

**/// SINGLE-SEASON OFFENSE ///**
**Rushing**

Attempts: 681 (2,701 yds.), 1974  
Yards: 3,675 (623 att.), 2011  
Yards Per Attempts: 5.9 (2,276 yards in  
386 attempts), 1946; (3,675 yards in  
623 attempts), 2011  
Yards Per Game: 312.0 (3,120 yards in  
10 games), 1960  
Touchdowns: 39, 1961

**Passing**

Attempts: 504 (315 completions), 2019  
Attempts Per Game: 42.8 (471 attempts  
in 11 games), 1993  
Completions: 315 (504 attempts), 2019  
Completions Per Game: 24.5 (270 att.), 2001  
Completion Pct.: .679 (285-420), 2012  
Yards: 4,248 (303-503), 2021  
Yards Per Game: 317.5 (3,493 in 11 games), 1996  
Touchdowns: 41, 2021  
Fewest Interceptions Thrown: 4, 2009

**Total Offense**

Attempts: 1,073 (5,761 yards), 2013  
Attempts Per Game: 79.9 (879 plays in  
11 games), 1993  
Yards: 6,466 (945 plays), 2018  
Yards Per Game: 497.4 (6,466 yards in  
13 games), 2018  
Yards Per Attempt: 6.84 (6,466 total yards  
in 945 plays), 2018

**Scoring**

Points: 618, 2018  
Points Per Game: 47.5 (618 points in 13  
games), 2018  
Touchdowns: 79, 2018  
Touchdowns Per Game: 6.1 (79 in 13  
games), 2018  
Extra Points: 78, 2018  
Field Goals: 24, 1998

**Punt Returns**

Returns: 44 (429 yds), 2015; 44 (366 yds), 1998  
Return Yards: 550 (33 returns), 1961  
Return Yards Per Game: 55.0 (550 in 10  
games), 1961  
Return Yards Per Attempt: 18.3, 2007  
Returns For Touchdown: 3, several times  
(most recent, 1970)

**Kickoff Returns**

Returns: 68 (1,742 yards), 2007  
Return Yards: 1,742 (68 returns), 2007  
Return Yards Per Game: 145.2 (1,742  
yards in 12 games), 2007  
Return Yards Per Attempt: 30.3 (909 on 3  
returns), 2018  
Returns For Touchdowns: 3, 2007

**Punting**

Punts: 88, 1969  
Fewest Punts: 23, 1960  
Punting Average: 44.1 (57 punts for 2513  
yards), 1997

**First Downs**

First Downs: 334, 2021  
First Downs per Game: 24.8 (273 in 11 games), 1996  
Rushing: 163, 2011  
Passing: 180, 2021  
Penalty: 40, 2021

**Penalties**

Penalties: 116, 1995  
Yards: 1,131, 1995

**Fumbles**

Most Lost: 29, 1965  
Fewest Lost: 5, 1987

**/// SINGLE-GAME DEFENSE ///**
**Rushing Defense**

Fewest Attempts Allowed: 15 by Hawai'i, 1966  
Fewest Yards Allowed: -60 by Idaho, 1961  
Fewest Yards Allowed Per Attempt: -1.9  
by Idaho (-60 yards in 32 att.), 1961

**Pass Defense**

Fewest Attempts Allowed: 3 by Wyoming,  
1955; 3 by Colorado State, 1949  
Fewest Completions Allowed: 0 by  
Montana, 1954; 0 by New Mexico, 1954;  
0 by Colorado State, 1949  
Fewest Yards Allowed: 0 by Montana,  
1954; 0 by New Mexico, 1954; 0 by  
Colorado State, 1949

**Total Defense**

Fewest Total Offense Attempts Allowed:  
40 by Pacific, 1960; 40 by Idaho St., 1946  
Fewest Total Offense Yards Allowed: -23  
by Idaho, 1961  
Fewest Average Offensive Yards Allowed Per  
Attempt: -0.5 by Idaho (-23 yards in  
42 plays), 1961

**Interceptions**

Interceptions: 7 vs. Idaho (69 yards),  
1971; 7 vs. Idaho (80 yards), 1969; 7 vs.  
Pacific (189 yards), 1966  
Interception Return Yards: 189 vs.  
Pacific (7 interceptions), 1966

**Fumbles**

Fumbles Recovered: 7 vs. New Mexico, 1961

**Turnovers**

Turnovers: 8 vs. Boise State, 2015; 8 vs. Weber  
State, 1976; 8 vs. Idaho, 1971; 8 vs. Idaho,  
1969; 8 vs. New Mexico, 1961

**First Downs**

Fewest First Downs Allowed: 2 by Idaho,  
1961; 2 by New Mexico, 1953

**/// SINGLE-SEASON DEFENSE ///**
**Rushing Defense**

Fewest Attempts Allowed Per Game:  
32.5 (325 att. in 10 games), 1961  
Fewest Yards Allowed: 508, 1961  
Fewest Yards Allowed Per Game: 50.8  
(508 Yards in 10 games), 1961  
Fewest Yards Per Attempt: 1.6 (508  
yards in 325 attempts), 1961

**Pass Defense**

Fewest Attempts Allowed: 71, 1940  
Fewest Completions Allowed: 24, 1940  
Lowest Completion Percentage Allowed:  
.330 (29 of 88), 1946  
Fewest Yards Allowed: 272, 1940  
Fewest Yards Allowed Per Game: 38.8, 1940  
Fewest Touchdown Passes Allowed: 0, 1946

**Total Defense**

Fewest Total Offense Attempts Allowed  
Per Game: 50.6, 1946  
Fewest Total Offense Yards Allowed:  
1,358, 1940  
Fewest Total Offense Yards Allowed Per  
Game: 139.4, 1961  
Fewest Total Offense Yards Allowed Per  
Attempt: 2.7, 1961

**Interceptions**

Interceptions: 30 (293 yards), 1971  
Return Yards: 475, 2018  
Yards Per Return: 21.6 (22 returns for  
475 yards), 2018  
Returns For Touchdowns: 6, 2018



## /// RUSHING ///

**Rushing Attempts**

**Game:** 45, Louie Giammona (212 yards) vs. Kent State, 1974

**Season:** 329, Louie Giammona (1,534 yards), 1974

**Career:** 792, Demario Brown (4,053 yards), 1996-99 and Abu Wilson (3,933 yards), 1992, 1994-96

**Rushing Yards**

**Game:** 322, Emmett White (34 att.) vs. New Mexico State, 2000

**Season:** 1,536, Demario Brown (279 att.), 1999

**Career:** 4,053, Demario Brown (792 att.), 1996-99

**Rushing Yards Per Game**

**Season:** 153.4, Louie Giammona (1,534 yards in 10 games), 1974

**Career:** 116.6, Louie Giammona (3,499 yards in 30 games), 1973-75

**Rushing Yards Per Attempt**

**Game (min. 10 attempts):** 20.5, Evan Sorenson (225 yards in 11 attempts) vs. Colorado, 1947

**Season (min. 100 attempts):** 8.4 Tom Larscheid (1,044 yards in 124 att.), 1960

**Career (min. 150 attempts):** 7.1, Michael Smith (1,313 yards in 184 att.), 2009-11

**100-Yard Rushing Games**

**Season:** 8, Demario Brown, 1999; Abu Wilson, 1995; Louie Giammona, 1975; Louie Giammona, 1974

**Career:** 21, Demario Brown, 1996-99

**Consecutive 100-Yard Rushing Games**

**Season:** 7, Louie Giammona, 1974

**Career:** 10, Louie Giammona, 1974-75

**200-Yard Rushing Games**

**Season:** 3, Demario Brown 1999; Louie Giammona, 1974

**Career:** 4, Emmett White, 1998-2001; Demario Brown, 1996-99; Louie Giammona, 1973-75

**Rushing Yards by a Freshman**

**Game:** 166, Demario Brown (21 attempts) vs. Boise State, 1996

**Season:** 795, Abu Wilson (164 att.), 1992

**Rushing Yards by a Quarterback**

**Game:** 191, Kent Myers (16 att.) vs. Colorado State, 2015

**Season:** 632, Diondre Borel (179 att.), 2008


**Career:** 1,398, Diondre Borel (499 att.), 2007-10

**Rushing Touchdowns**

**Game:** 5, Jack Hill vs. Drake, 1956

**Season:** 16, Abu Wilson, 1996

**Career:** 40, Abu Wilson, 1992, 1994-96



**Louie Giammona (#43)** had seven-consecutive 100-yard rushing games in 1974 and still holds the school record for rushing yards per game (153.4).

## /// PASSING ///

**Pass Attempts**

**Game:** 57, Anthony Calvillo (31 comp.) vs. Brigham Young, 199; Gym Kimball (34 comp.) vs. UNLV, 1984

**Season:** 473, Jordan Love (293 comp.), 2019

**Career:** 1,270, Jose Fuentes (704 comp.), 1999-2002

**Pass Attempts Per Game**

**Season:** 42.6, Anthony Calvillo (469 att. in 11 games), 1993

**Career:** 39.7, Brent Snyder (874 att. in 22 games), 1987-88

**Pass Completions**

**Game:** 34, Gym Kimball (57 att.) vs. UNLV, 1984

**Season:** 293, Jordan Love (473 att.), 2019

**Career:** 704, Jose Fuentes (1,270 att.), 1999-2002

**Pass Completions Per Game**

**Season:** 23.6, Jose Fuentes (260 comp. in 11 games), 2001

**Career:** 21.5, Brent Snyder (472 comp. in 22 games), 1987-88

**Consecutive Pass Completions**

**Game:** 17, Brent Snyder vs. San José St., 1987

**Consecutive Completions to Start Game**

**Game:** 12, Kent Myers vs. Hawai'i, 2014

**Completion Percentage**

**Game (min. 10 completions):** .933, Kent Myers (14-15) vs. Hawai'i, 2014

**Season (min. 100 completions):** .694, Chuckie Keeton (136-196), 2013

**Career (min. 350 completions):** .629, Chuckie Keeton (568-869), 2011-15

**Highest Passing Efficiency Rating**

**Season (min. 50 completions):** 169.04, Adam Kennedy (76-110) for 972 yards, 11 TDs, 4 INTs, 2011

**Career (min. 100 completions):** 154.44, Logan Bonner (263-429) for 3,628 yards, 36 TDs, 12 INTs, 2021

**Lowest Interception Percentage**

**Season (min. 100 attempts):** .011, Diondre Borel (4 of 366 attempts), 2009

**Career (min. 200 attempts):** .022, Chuckie Keeton (24 of 1,068 attempts), 2011-15

**Pass Attempts Without Interception**

**Game:** 57, Anthony Calvillo vs. Brigham Young, 1993

**Season:** 228, Diondre Borel, 2009



**Anthony Calvillo (#13)** had six 300-yard passing games during the 1993 season and still shares the school record for touchdown passes in a game with five, a feat he accomplished twice.

## /// PASSING ///

**Passing Yards**

**Game:** 561, Tony Adams (30-43) vs. Utah, 1972

**Season:** 3,628, Logan Bonner (263-429), 2021

**Career:** 9,168, Jose Fuentes (704-1270), 1999-2002

**Passing Yards Per Game**

**Season:** 297.1, Jose Fuentes (3,268 yards in 11 games)

**Career:** 277.5, Brent Snyder (6,105 yards in 22 games), 1987-88

**200-Yard Passing Games**

**Season:** 11, Jose Fuentes, 2001

**Career:** 28, Jose Fuentes, 1999-2002

**300-Yard Passing Games**

**Season:** 7, Jordan Love, 2018

**Career:** 12, Jordan Love, 2017-19

**Consecutive 300-Yard Passing Games**

**Season:** 4, Brent Snyder, 1987

**400-Yard Passing Games**

**Season:** 2, Jordan Love, 2018, Jose Fuentes, 2000, Tony Adams, 1972

**Career:** 4, Jose Fuentes, 1999-2002

**Passing Yards Per Attempt**

**Game (min. 20 attempts):** 14.1, Brent Snyder (339 yards in 24 att.) vs. New Mexico State, 1988

**Season (min. 100 attempts):** 9.1, Craig Bradshaw (1,021 yards in 112 att.), 1979

**Career (min. 200 attempts):** 8.5, Logan Bonner (3,628 yards in 429 att.), 2021

**Passing Yards Per Completion**

**Game (min. 10 completions):** 19.9, Brent Snyder (339 yards in 17 comp.) vs. New Mexico State, 1988

**Season (min. 50 completions):** 16.8, John Pappas (1,647 yards in 98 comp.), 1968

**Career (min. 100 completions):** 17.1, John Caputo (2,071 yards in 121 comp.), 1946-49

**Touchdown Passes**

**Game:** 5, Logan Bonner, vs. New Mexico, 2021; Jordan Love vs. UNLV, 2018;

Jordan Love vs. San José State, 2018; Chuckie Keeton vs. Weber State, 2013;

Chuckie Keeton vs. Air Force, 2013; Chuckie Keeton vs. Wyoming, 2011;

Anthony Calvillo vs. Brigham Young, 1993; Anthony Calvillo vs. Nevada, 1992;

Brent Snyder vs. Utah, 1987; Tony Adams vs. Utah, 1972; Tony Adams vs. Idaho, 1972

**Season:** 36, Logan Bonner, 2021

**Career:** 62, Chuckie Keeton, 2011-15

**Touchdown Passes Per Game**

**Season:** 2.57, Logan Bonner (36 TDs), 2021


**Career:** 2.57, Logan Bonner (36 TDs), 2021-



**Jordan Love (#10)** set single-season school records in 2018 with his 32 touchdown passes and 3,567 passing yards. He also set school records in 2019 with his 293 completions and 472 attempts.

**/// RECEIVING ///**
**Pass Receptions**

**Game:** 15, Tom Forzani (193 yards) vs. Idaho, 1972  
**Season:** 102, Deven Thompkins (1,704 yards), 2021  
**Career:** 178, Kevin Robinson (2,485 yards), 2004-07



**Tom Forzani (#26)** set Utah State's single-game record for receptions with 15 against Idaho during the 1972 season.

**Pass Receptions by a Tight End**

**Game:** 12, Aubrey Thompson (122 yards) vs. Brigham Young, 1993  
**Season:** 62, Chris Cooley (732 yards), 2003  
**Career:** 96, Chris Cooley (1,255 yards), 2000-03

**Pass Receptions Per Game**

**Season:** 9.1, Kevin Curtis (100 receptions), 2001  
**Career:** 7.9, Kevin Curtis (174 receptions in 22 games), 2001-02

**Pass Reception Yards**

**Game:** 297, Aaron Jones (10 receptions) vs. Boise State, 2000  
**Season:** 1,704, Deven Thompkins (102 receptions), 2021  
**Career:** 2,943, Kendal Smith (169 receptions), 1985-88

**Pass Reception Yards Per Game**

**Season:** 139.2, Kevin Curtis (1,531 yards), 2001  
**Career:** 126.8, Kevin Curtis (2,789 yards in 22 games), 2001-02

**Yards Per Reception**

**Game (min. 5 receptions):** 34.6, Hunter Sharp (5 catches for 173 yards) vs. BYU, 2014  
**Season (min. 10 receptions):** 29.4, Greg Daly (14 catches for 412 yards), 1975  
**Career (min. 50 receptions):** 18.7, Cotie McMahon (55 catches for 1,031 yards), 1992-93

**Touchdown Receptions**

**Game:** 4, Ken Thompson vs. Utah, 1979  
**Season:** 14, Tracey Jenkins, 1990  
**Career:** 25, Kendal Smith, 1985-88



**Chris Cooley (#89)** caught 62 passes as a senior in 2003 and had 96 receptions during his Aggie career (2000-03), both of which are school records for a tight end.

**/// TOTAL OFFENSE ///**
**Total Offensive Plays**

**Game:** 72, Anthony Calvillo (537 total yards) vs. BYU, 1993  
**Season:** 558, Anthony Calvillo (3,260 total yards), 1993  
**Career:** 1,415, Jose Fuentes (8,791 total yards), 1999-2002

**Total Offensive Yards**

**Game:** 537, Anthony Calvillo (72 plays) vs. BYU, 1993  
**Season:** 3,992, Chuckie Keeton, 2012  
**Career:** 9,003, Jordan Love (1,295 plays), 2017-19

**Total Offensive Yards Per Game**

**Season:** 307.1, Chuckie Keeton (3,992 total yards in 13 games), 2012  
**Career:** 265.4, Anthony Calvillo (5,838 total yards in 22 games), 1992-93

**200-Yard Total Offensive Games**

**Season:** 12, Chuckie Keeton, 2012  
**Career:** 26, Jose Fuentes, 1999-2002

**Points Responsible (scored and passed)**

**Game:** 42, Anthony Calvillo (2 rushing TDs, passed for 5 TDs) vs. BYU, 1993  
**Season:** 234, Jordan Love (7 rushing TDs, passed for 32 TDs), 2018  
**Career:** 468, Chuckie Keeton (scored 96 points, passed for 62 TDs), 2011-15

**Points Responsible For Per Game**

**Season:** 18.0, Jordan Love (234 points in 13 games), 2018  
**Career:** 12.32, Chuckie Keeton (468 points in 38 games), 2011-15

**/// SCORING ///**
**Points**

**Game:** 33, Jack Hill (5 rushing TDs, 3 PATs) vs. Drake, 1956  
**Season:** 141, Dominik Eberle (75 PATs, 22 FGs), 2018  
**Career:** 359, Dominik Eberle (64 FGs, 167 PATs), 2016-19

**Points Scored by a Kicker**

**Game:** 24, Dominik Eberle vs. New Mexico State, 2018 (6 FG, 6 PATs)  
**Season:** 141, Dominik Eberle (75 PATs, 22 FGs), 2018  
**Career:** 359, Dominik Eberle (64 FGs, 167 PATs), 2016-19

**Points Per Game**

**Season:** 10.8, Dominik Eberle (141 points in 13 games), 2018  
**Career:** 8.35, Dominik Eberle (359 points in 43 games), 2016-19

**Touchdowns**

**Game:** 5, Jack Hill vs. Drake, 1956; Robert Turbin vs. Idaho, 2009  
**Season:** 23, Robert Turbin, 2011  
**Career:** 51, Robert Turbin, 2007-09, 11



**Robert Turbin (#6)** holds Utah State records for touchdowns scored in a game (5), season (23) and career (51).

**/// FIELD GOALS ///**
**Field Goals Made**

**Game:** 6, Dominik Eberle (6 att.) vs. New Mexico State, 2018  
**Season:** 24, Brad Bohn (28 att.), 1998  
**Career:** 59, Brad Bohn (89 attempts), 1997-2000

**Field Goals Attempted**

**Game:** 6, Dominik Eberle (6 made) vs. New Mexico State, 2018; 6, Dominik Eberle (2 made) vs. New Mexico State, 2017  
**Season:** 29, Connor Coles (20 made), 2021  
**Career:** 89, Brad Bohn (59 made), 1997-2000

**Consecutive Field Goals Made**

**Season:** 10, Doug Beach, 1990; Dene Garner, 1985

**Field Goal Percentage**

**Season (min. 10 attempts):** .875, Dominik Eberle (21 of 24), 2019  
**Career (min. 20 attempts):** .846, Russ Moody (22 of 26), 1988-89

**/// EXTRA POINTS ///**
**Extra Points Made (PATs)**

**Game:** 9, Chris Pella (10 attempted) vs. New Mexico State, 1964  
**Season:** 75, Dominik Eberle, 2018  
**Career:** 122, Dominik Eberle (122 att.), 2016-18

**Extra Points Attempted**


**Game:** 10, Chris Pella (9 made) vs. New Mexico State, 1964  
**Season:** 75, Dominik Eberle (75 made), 2018  
**Career:** 122, Brad Bohn (122 made), 2016-18

**Consecutive Extra Points Made**

**Season:** 75, Dominik Eberle, 2018  
**Career:** 167, Dominik Eberle, 2016-19

**Extra Point Percentage**

**Season (min. 40 made):** 1.000, Dominik Eberle (47-47), 2019; Dominik Eberle (75-75), 2018; Dominik Eberle (47-47), 2017; Nick Diaz (40-40), 2012  
**Career (min. 40 made):** 1.000, Dominik Eberle (167-167); Russ Moody (44-44), 1988-89; Willie Beecher (64-64), 1981-84



**Dominik Eberle (#62)** is Utah State's career record holder with 359 points. Eberle also holds career school records with 64 field goals made, 167 extra points made and attempted, and a perfect PAT percentage.





**Danilo Robinson (#97)** set the school record for sacks (5) and tackles for loss (6) in a game against San José State in 1995.

**/// TACKLES ///**

**Tackles Made**

**Game:** 26, Brian Longuevan vs. Weber State, 1974  
**Season:** 168, David Gill (103 solo, 65 ast.), 1995  
**Career:** 446, Del Lyles, 1988-91; Bobby Wagner, 2008-11

**Quarterback Sacks**

**Game:** 5, Danilo Robinson vs. San José State, 1995  
**Season:** 16, Mark Mraz, 1985  
**Career:** 36, Mark Mraz, 1983-86

**Tackles for Loss**

**Game:** 6, Danilo Robinson vs. San José State, 1995, Joe Jacobs vs. Cal State Fullerton, 1991  
**Season:** 23, Tony D'Amato, 1998  
**Career:** 43.5, Zach Vigil, 2011-14

**/// FUMBLES ///**

**Forced Fumbles**

**Season:** 5, Nick Heninger, 2021; 5, Nick Vigil, 2014  
**Career:** 9, Nick Heninger, 2019-21

**Fumble Recoveries**

**Season:** 5, Kyler Fackrell, 2015; 5, Caleb Smith, 1997  
**Career:** 9, Caleb Smith, 1996-99

**/// INTERCEPTIONS ///**

**Interceptions**


**Game:** 4, Henry King vs. Pacific, 1966  
**Season:** 11, Henry King, 1966  
**Career:** 18, Henry King, 1965-66

**Interception Return Yards**

**Game:** 130, Henry King (4 int.) vs. Pacific, 1966  
**Season:** 228, Jay Van Noy (8 int.), 1948  
**Career:** 373, Henry King (18 int.), 1965-66

**Passes Broken Up**

**Season:** 20, Donald Toomer, 1994  
**Career:** 37, Jalen Davis, 2014-17



**Henry King (#44)** holds virtually every interception record in Utah State history, including interceptions in a game (4), season (11) and career (18).

**/// PUNT RETURNS ///**

**Punt Returns**

**Game:** 8, Andrew Rodriguez (136 yards) vs. Southern Utah, 2015  
**Season:** 35, Marvin Bell (408 yards), 1940  
**Career:** 81, Kendal Smith (716 yards), 1985-88

**Punt Return Yards**

**Game:** 142, Bud Paul (4 returns) vs. Denver, 1952  
**Season:** 408, Marvin Bell (35 returns), 1940  
**Career:** 1,104, Kevin Robinson (78 returns), 2004-07

**Punt Return Average**

**Game (min. 4 returns):** 35.5, Bud Paul (4 returns for 142 yards) vs. Denver, 1952  
**Season:** 23.4, Tom Larscheid (12 returns for 281 yards), 1961  
**Career:** 18.8, Tom Larscheid (27 returns for 508 yards), 1959-61

**Punt Returns for Touchdowns**

**Season:** 2, JoJo Natson, 2013, 2014; Kevin Robinson, 2004; Steve Smith, 1997; Fred Fernandes, 1981; Bob Wicks, 1970; Tom Larscheid, 1961  
**Career:** 4, JoJo Natson, 2012-2014; Kevin Robinson, 2004-07

**/// KICKOFF RETURNS ///**

**Kickoff Returns**

**Game:** 9, Roger Fernandez (157 yards) vs. Fresno State, 2001  
**Season:** 43, Kevin Robinson (1,260 yards), 2007  
**Career:** 135, Kerwynn Williams (3,390 yards), 2009-12

**Kickoff Return Yards**

**Game:** 219, Roger Fernandez (7 returns) vs. Brigham Young, 2001  
**Season:** 1,444, Kerwynn Williams (53 ret.), 2010  
**Career:** 3,390, Kerwynn Williams (135 ret.), 2009-12

**Kickoff Return Average**

**Game (min. 3 returns):** 52.0, Kevin Robinson (3 returns for 156 yards) at Hawai'i, 2007  
**Season (0.5 per game):** 36.1, Tom Larscheid (7 returns for 253 yards), 1960  
**Career:** 31.0, Overton Curtis (32 returns for 991 yards), 1957-58

**Kickoff Returns for Touchdowns**

**Season:** 3, Kevin Robinson, 2007  
**Career:** 7, Savon Scarver, 2017-21



**Kerwynn Williams (#25)** is Utah State's career record holder with 6,928 all-purpose yards and 3,390 career kickoff return yards.



**Emmett White (#32)** set the NCAA record for all-purpose yards in a game with 578 against New Mexico State during the 2000 season as he had 322 rushing yards, 134 receiving yards, 120 kickoff return yards and two punt return yards.

**/// ALL-PURPOSE YARDAGE ///**

**All-Purpose Yards**

**(Rushing, receiving and all return yards)**  
**Game:** 578, Emmett White (322 rushing, 134 receiving, 120 kickoff returns, 2 punt returns) vs. New Mexico St., 2000  
**Season:** 2,628, Emmett White (1,322 rushing, 592 receiving, 183 punt returns, 531 kickoff returns), 2000  
**Career:** 6,928, Kerwynn Williams (2,515 rushing, 870 receiving, 135 punt returns, 3,408 kick returns), 2009-12

**/// PUNTING ///**

**Punts**

**Game:** 14, Jess Garcia (598 yards) vs. Air Force, 1969  
**Season:** 87, Jess Garcia (3,643 yards), 1969  
**Career:** 243, Guy McClure (10,324 yards), 1978-81

**Punting Average**

**Game (min. 5 punts):** 55.3, Guy McClure (6 for 332 yards) vs. TCU, 1981  
**Game (min. 10 punts):** 50.6, John Caputo (11 for 557 yards) vs. Utah, 1949  
**Season:** 44.8, Steve Mullins (50 for 2,241 yards)  
**Career:** 43.4, Jerry Arguello (111 for 4,821 yards), 1997-98


**/// GAMES ///**

**Games Played**

**Career:** 59, Demytrick Ali'ifua, 2017-21

**Games Started**

**Career:** 53, Alfred Edwards, 2018-22



**Guy McClure (#12)** set the school record for punting average in a game against TCU in 1981 as he punted six times for an average of 55.3 yards per punt.





**Jose Fuentes (#13)** ranks first all-time at Utah State in passing yards (9,168), completions (704) and attempts (1,270).

### /// PASSING ///

Passing Yardage	Years	Yds.
1. Jose Fuentes	1999-2002	9,168
2. Jordan Love	2017-19	8,600
3. Chuckie Keeton	2011-pres.	7,393
4. Diondre Borel	2007-10	6,698
5. Tony Adams	1970-72	6,226
6. Kent Myers	2014-17	6,126
7. Brent Snyder	1987-88	6,105
8. Eric Hipple	1976-79	6,073
9. Anthony Calvillo	1992-93	5,642
10. Matt Sauk	1996-97	5,385

Passing Completions	Years	No.
1. Jose Fuentes	1999-2002	704
2. Jordan Love	2017-19	689
3. Chuckie Keeton	2011-15	672
4. Kent Myers	2014-17	534
5. Diondre Borel	2007-10	517
6. Brent Snyder	1987-88	472
7. Eric Hipple	1976-79	459
8. Tony Adams	1970-72	456
9. Anthony Calvillo	1992-93	448
10. Travis Cox	2001-04	423

Passing Attempts	Years	Att.
1. Jose Fuentes	1999-2002	1,270
2. Jordan Love	2017-19	1,125
3. Chuckie Keeton	2011-15	1,068
4. Diondre Borel	2007-10	922
5. Kent Myers	2014-pres.	876
6. Brent Snyder	1987-88	874
7. Tony Adams	1970-72	867
8. Eric Hipple	1976-79	850
9. Anthony Calvillo	1992-93	829
10. Travis Cox	2001-04	738

Completion Pct.	Years	Pct.
-----------------	-------	------

(Minimum 150 Completions)

1. Darell Garretson	2013-14	.631
2. Chuckie Keeton	2011-15	.629
3. Jordan Love	2017-19	.612
4. Kent Myers	2014-17	.610
5. Keith Myers	1976-77	.607
6. Cooper Legas	2021-pres.	.606
7. Logan Bonner	2021-22	.603
8. Leon Jackson III	2004-07	.582
9. Travis Cox	2001-04	.573
10. Diondre Borel	2007-10	.561

Touchdown Passes	Years	TD
1. Chuckie Keeton	2011-15	62
2. Jordan Love	2017-19	60
Jose Fuentes	1998-2002	60
4. Tony Adams	1970-72	52
5. Logan Bonner	2021-22	42
6. Kent Myers	2014-17	39
Brent Snyder	1987-88	39
8. Diondre Borel	2007-10	36
9. Anthony Calvillo	1992-93	35
10. Eric Hipple	1976-79	34

### /// TOTAL OFFENSE ///

Total Offense	Years	Yds.
1. Jordan Love	2017-19	9,003
2. Chuckie Keeton	2011-15	8,808
3. Jose Fuentes	1999-2002	8,791
4. Diondre Borel	2007-10	8,096
5. Kent Myers	2014-17	7,532
6. Tony Adams	1970-72	6,587
7. Eric Hipple	1976-79	6,121
8. Brent Snyder	1987-88	5,928
9. Anthony Calvillo	1992-93	5,838
10. Matt Sauk	1996-97	5,466

### /// RECEIVING ///

Receptions	Years	No.
1. Kevin Robinson	2004-07	178
2. Kevin Curtis	2001-02	174
3. Deven Thompkins	2018-21	171
4. Kendal Smith	1985-88	169
5. Ron'quavion Tarver	2016-pres.	160
6. Nakia Jenkins	1996-97	155
7. Rod Moore	1988-91	153
8. Kevin Alexander	1992-95	149
9. Aaron Jones	1997-2000	145
Pat Newman	1986-89	145

Receiving Yardage	Years	Yds.
1. Kendal Smith	1985-88	2,943
2. Kevin Curtis	2001-02	2,789
3. Deven Thompkins	2018-21	2,519
4. Kevin Robinson	2004-07	2,485
5. Nakia Jenkins	1996-97	2,483
6. Rod Moore	1988-91	2,422
7. Aaron Jones	1997-2000	2,334
8. Pat Newman	1986-89	2,221
9. Kevin Alexander	1992-95	2,208
10. James Murphy	1978-80	2,132

Receiving Average	Years	Avg.
-------------------	-------	------

(Minimum 50 Receptions)

1. Cotie McMahon	1992-93	18.7
2. Steve Smith	1996-97	18.0
3. Craig Clark	1971-73	17.9
4. Ron Cassidy	1977-78	17.9
5. Greg Daly	1975-76	17.8
6. Kendal Smith	1985-88	17.4
7. Ken Thompson	1979-80	17.4
8. Tracy Jenkins	1988-91	17.1
9. Mike O'Shea	1966-68	17.0
10. Kevin Curtis	2001-02	16.2

TD Receptions	Years	TD
1. Kendal Smith	1985-88	25
2. Tracy Jenkins	1988-91	22
3. Aaron Jones	1997-2000	21
Kevin Robinson	2004-07	21
5. Kevin Curtis	2001-02	19
Ken Thompson	1979-80	19
7. Ron'quavion Tarver	2016-pres.	18
8. James Murphy	1978-80	17
Pat Newman	1986-89	17
10. Rod Moore	1988-91	16
Mike O'Shea	1966-68	16
Hunter Sharp	2014-15	16

### /// RUSHING ///

Rushing Yardage	Years	Yds.
1. Demario Brown	1996-1999	4,053
2. Abu Wilson	1992, 94-96	3,933
3. Rick Parros	1976-79	3,537
4. Louie Giammona	1973-75	3,499
5. Robert Turbin	2007-09,11	3,315
6. Emmett White	1998-01	2,791
7. Kerwynn Williams	2009-12	2,515
8. Roger Grant	1990-91	2,387
9. Tom Larscheid	1959-61	2,206
10. Gerold Bright	2016-19	2,145

Rushing Attempts	Years	Att.
1. Demario Brown	1996-99	792
Abu Wilson	1992, 94-96	792
3. Rick Parros	1976-79	782
4. Louie Giammona	1973-75	756
5. Robert Turbin	2007-09,11	565
6. Emmett White	1998-01	517
7. Roger Grant	1990-91	484
8. Calvin Tyler Jr.	2021-22	449
9. LaJuan Hunt	2014-17	428
10. Altie Taylor	1966-68	415

Rushing Average	Years	Avg.
-----------------	-------	------

(Minimum 150 Attempts)

1. Michael Smith	2009-11	7.1
2. Tom Larscheid	1959-61	7.0
3. MacArthur Lane	1965-67	6.9
4. Darwin Thompson	2018	6.8
Roy Shivers	1964-65	6.8
6. Kerwynn Williams	2009-12	6.6
7. Buddy Allen	1958-59	6.4
8. Devante Mays	2015-16	6.1
9. Gerold Bright	2016-19	5.9
Robert Turbin	2007-09,11	5.9



**Demario Brown (#21)** is Utah State's career rushing leader with 4,053 yards and is third all-time in rushing touchdowns with 37.

Rushing Touchdowns	Years	TD
1. Robert Turbin	2007-09,11	40
Abu Wilson	1992, 94-96	40
3. Demario Brown	1996-99	37
4. Tom Larscheid	1959-61	29
5. Emmett White	1998-01	27
6. Rick Parros	1976-79	26
7. Gerold Bright	2016-19	22
Kerwynn Williams	2009-12	22
9. Louie Giammona	1973-75	21
10. Kent Myers	2014-17	19

### /// ALL-PURPOSE ///

All-Purpose Yards	Years	Yds.
1. Kerwynn Williams	2009-12	6,928
2. Kevin Robinson	2004-07	6,479
3. Emmett White	1998-01	5,872
4. Kendal Smith	1985-88	5,266
5. Louie Giammona	1973-75	5,203

### /// SCORING ///

Points Scored	Years	Pts.
1. Dominik Eberle	2016-19	359
2. Robert Turbin	2007-09,11	308
3. Brad Bohn	1997-2000	284
4. Nick Diaz	2010-14	253
5. Tom Larscheid	1959-61	248
6. Abu Wilson	1992, 94-96	246
7. Demario Brown	1996-99	234
8. Connor Coles	2018-22	206
9. Steve Steinke	1977-80	204
10. Micah Knorr	1993-96	197

Touchdowns	Years	No.
1. Robert Turbin	2007-09,11	51
2. Abu Wilson	1992, 94-96	41
3. Tom Larscheid	1959-61	40
4. Demario Brown	1996-99	37
5. Emmett White	1998-01	32
6. Kevin Robinson	2004-07	29
7. Gerold Bright	2016-19	28
Kerwynn Williams	2009-12	28
Kendal Smith	1985-88	28
10. Rick Parros	1976-79	27

### /// KICKING ///

Field Goals Made	Years	No.
1. Dominik Eberle	2016-19	64
2. Brad Bohn	1997-2000	59
3. Nick Diaz	2010-14	39
Micah Knorr	1993-96	39
5. Steve Steinke	1977-80	38
6. Willie Beecher	1981-84	36
7. Dene Garner	1985-87	35
Connor Coles	2018-22	35
9. Peter Caldwell	2007-10	33
10. Al Knapp	1973-74	26

Field Goals Att.	Years	Att.
1. Brad Bohn	1997-2000	89
2. Dominik Eberle	2016-19	81
3. Micah Knorr	1993-96	62
4. Steve Steinke	1977-80	60
5. Willie Beecher	1981-84	54
6. Nick Diaz	2010-14	53
Dene Garner	1985-87	53
8. Connor Coles	2018-22	49
9. Peter Caldwell	2007-10	48
10. Al Knapp	1973-74	42





**Field Goal Pct.**

(Minimum 20 Attempts)	Years	Pct.
1. Russ Moody	1988-89	.846
2. Dominik Eberle	2016-19	.790
3. Doug Beach	1990-92	.759
4. Nick Diaz	2010-14	.736
5. Connor Coles	2018-22	.714
6. Dane Kidman	1999-2002	.710
7. Brock Warren	2012-16	.708
8. Nathan Morreale	1993-94	.704
9. Peter Caldwell	2007-10	.688
10. Willie Beecher	1981-84	.667

**Extra Points Made**

	Years	PATs
1. Dominik Eberle	2016-19	167
2. Nick Diaz	2010-14	136
3. Brad Bohn	1997-2000	107
4. Connor Coles	2018-22	95
5. Steve Steinke	1977-80	90
6. Peter Caldwell	2007-10	85
7. Micah Knorr	1993-96	80
8. Brock Warren	2012-16	79
9. Josh Thompson	2011-13	70
10. Dane Kidman	1999-2002	68

**Extra Points Att.**

	Years	Attempts
1. Dominik Eberle	2016-19	167
2. Nick Diaz	2010-2014	140
3. Brad Bohn	1997-2000	119
4. Connor Coles	2018-22	98
5. Steve Steinke	1977-80	95
6. Peter Caldwell	2007-10	86
7. Brock Warren	2012-16	84
8. Micah Knorr	1993-96	84
9. Dane Kidman	1999-2002	74
10. Josh Thompson	2011-13	72

**PAT Percentage**

(Minimum 30 Made)	Years	Pct.
1. Dominik Eberle	2016-19	1.000
2. Russ Moody	1988-89	1.000
3. Willie Beecher	1981-84	1.000
4. Peter Caldwell	2007-10	.988
5. Josh Thompson	2011-13	.972
6. Nick Diaz	2010-14	.971
7. Nathan Morreale	1993-94	.971
8. Connor Coles	2018-22	.969
9. Dene Garner	1985-87	.960
10. Steve Steinke	1977-80	.947

**/// PUNTING ///**

**Punting**

(Minimum 75 punts)	Years	Avg.
1. Jerry Arguello	1997-98	43.4
2. Tyler Bennett	2011-12	42.8
3. Guy McClure	1980-81	42.8
4. Louie Aguiar	1987-88	42.6
5. <b>Stephen Kotsanlee</b>	<b>2020-pres.</b>	<b>42.4</b>
6. Steve Mullins	1999-2002	42.1
7. Peter Caldwell	2007-10	41.9
8. Russell Griffith	1983	41.8
9. Rusty Carlson	1989-91	41.7
10. Ben Chaet	2002-04	41.3

**/// RETURNS ///**

**Punt Returns**

(Minimum 25 returns)	Years	Avg.
1. Tom Larscheid	1959-61	18.8
2. Kevin Robinson	2004-07	14.1
3. JoJo Natson	2012-2014	11.5
4. Emmett White	1999-01	10.5
5. John Strycula	1970-71	10.5
6. Fred Fernandes	1981-83	9.7
7. Kendal Smith	1986-88	9.3
8. Stacy Colbert	1979-80	9.3
9. Cameron Webb	2011-12	8.8
10. Andrew Rodriguez	2015-16	8.3

**Kickoff Returns**

(Minimum 25 returns)	Years	Avg.
1. Overton Curtis	1957-58	31.0
2. Altie Taylor	1966-68	29.3
3. Savon Scarver	2017-21	27.4
4. Dexter Pointer	1990	25.6
5. Kevin Robinson	2004-07	25.2
6. Kerwynn Williams	2009-12	25.1
7. Jerome Dennis	2001-04	24.9
8. Chuck Jacobs	2011-12	24.3
9. Kennedy Williams	2013-16	24.2
10. Floyd Foreman	1990-91	24.1



**Bobby Wagner (#9)** is Utah State's career tackles leader with 446, along with Del Lyles.

**/// DEFENSE ///**

**Tackles**

	Years	No.
1. Bobby Wagner	2008-11	446
2. Del Lyles	1988-91	446
3. David Gill	1993-96	425
4. Jesse Busta	1999-02	392
5. Zach Vigil	2011-14	389
6. Brent Passey	1997-00	386
7. Kevin Bouwman	1987-90	372
8. Pat McKenna	1979-82	359
9. Johndale Carty	1995-98	347
10. Jermaine Younger	1990-93	337

**Tackles For Loss**

	Years	No.
1. Zach Vigil	2011-14	43.5
2. Jermaine Younger	1990-93	41.5
3. John Chick	2002-05	39.0
4. Nick Vigil	2013-15	38.5
5. Nick Heninger	2019-21	38.0
6. Mark Mraz	1983-86	37.0
7. Tyler Fackrell	2012-15	36.0
8. Caleb Smith	1996-99	33.0
9. Brent Passey	1997-00	30.0
10. Bobby Wagner	2008-11	29.5

**Sacks**

	Years	No.
1. Mark Mraz	1983-86	36.0
2. John Chick	2002-05	23.5
3. Ben Crosland	1994-97	22.0
4. Caleb Smith	1996-99	20.0
5. Danilo Robinson	1993-96	18.0
6. Nick Heninger	2019-21	17.0
7. B.J. Larsen	2011-14	17.0
8. Zach Vigil	2011-14	16.5
9. Tipa Galeai	2018-19	15.5
10. Nick Vigil	2013-15	15.5

**Forced Fumbles**

	Years	No.
1. Nick Heninger	2019-21	9
2. Brent Passey	1997-00	8
3. Nick Vigil	2013-15	7
4. Jake Hutton	2005-08	7
5. David Woodward	2017-19	6
6. Jesse Busta	1999-02	6
7. Tyler Fackrell	2012-15	5
8. Kyle Gallagher	2007-11	5
9. Jamar Glaspar	1999-02	5
10. Lindsey Hassel	1997-98	5
11. Danilo Robinson	1993-96	5
12. Kenyatta Green	1994-95	5
13. Jermaine Younger	1990-93	5

**Fumble Recoveries**

	Years	No.
1. Caleb Smith	1996-99	9
2. Tyler Fackrell	2012-15	7
3. Jermaine Younger	1990-93	7
4. Rod Clayton	1979-80	7
5. Steve Maughan	1973-75	7
6. David Gill	1993-96	6
7. Al Smith	1984-86	6
8. Patrick Allen	1980-83	6
9. Brian Longuevan	1972-75	6

**Interceptions**

	Years	No.
1. Henry King	1965-66	18
2. Damon Smith	1990-93	17
3. Donald Toomer	1991-94	14
4. Jalen Davis	2014-17	11
5. Travis Clark	1987, 89	11
6. Chuck Detwiler	1966-68	11
7. Ronnie McCloud	1974, 76-78	11
8. Tom Bates	1979-82	10
9. Wendell D. Brook	1970-71	10
10. Ronald Edwards	1988-91	10
11. Darrin Long	1984-87	10
12. Grant Martinsen	1964-66	10
13. Phillip Shelley	1971-72	10



**Zach Vigil (#51)** is Utah State's career tackles for loss leader with 43.5. He is also fifth all-time in tackles (389) and eighth in sacks (16.5).

**Int. Return Yardage**

	Years	Yds.
1. Henry King	1965-66	373
2. Jalen Davis	2014-17	227
3. James Brindley	2006-09	210
4. Shaq Bond	2018-21	193
5. Wendell D. Brook	1970-71	177
6. Phillip Shelley	1971-72	175
7. Frankie Sutura	2011-14	157
8. Kevin Brady	1979-81	151
9. Ronald Edwards	1988-91	146
10. Chuck Detwiler	1966-68	140

**Pass Breakups**

	Years	No.
1. Jalen Davis	2014-17	37
2. Nevin Lawson	2010-13	36
3. Tony Walker	1998-01	29
4. Will Davis	2011-12	28
5. Cameron Haney	2016-19	27
6. Patrick Allen	1980-83	26
7. Donald Toomer	1991-94	26
8. Dale Ephriam	1981-84	25
9. Tom Bates	1979-82	24
10. Darrin Long	1984-87	22
11. Damon Smith	1990-93	22

**/// GAMES ///**

**Games Played**

	Years	No.
1. Demytrick Ali'ifua	2017-21	59
2. Jordan Nathan	2017-21	57
3. Savon Scarver	2017-21	56
4. Alfred Edwards	2018-22	55
5. Jordan Nielsen	2012-15	54
6. B.J. Larsen	2011-14	53
7. Carson Terrell	2017-21	53
8. Jake Simonich	2013-16	53
9. Jake Doughty	2010-13	52
10. Quinton Byrd	2009-13	52
11. Tyler Larsen	2010-13	52

**Games Started**

	Years	No.
1. Alfred Edwards	2018-22	53
2. Jalen Davis	2014-17	49
3. Bobby Wagner	2008-11	46
4. Tyler Fackrell	2012-15	41
5. Zach Vigil	2011-14	41
6. John Chick	2001-04	41
7. Brian Suite	2012-14	40
8. Paul Igboeli	2006-09	39
9. Jake Hutton	2005-08	38
10. Shaq Bond	2018-21	37
11. Demytrick Ali'ifua	2017-21	37
12. John Chick	2002-05	37

Leaders based on available statistics since 1956.

**Bold = 2023 returners**





**Logan Bonner (#1)** set four single-season school records as a junior in 2021, including 36 touchdowns passes and 3,628 passing yards.

### /// PASSING ///

Passing Yardage	Year	Yds.
1. Logan Bonner, Jr.	2021	3,628
2. Jordan Love, So.	2018	3,567
3. Jordan Love, Jr.	2019	3,402
4. Chuckie Keeton, So.	2012	3,373
5. Jose Fuentes, Sr.	2002	3,268
6. Brent Snyder, Sr.	1988	3,218
7. Anthony Calvillo, Sr.	1993	3,148
8. Jose Fuentes, Jr.	2001	3,100
9. Matt Sauk, Sr.	1997	2,896
10. Brent Snyder, Jr.	1987	2,887

Passing Completions	Year	Comp.
1. Jordan Love, Jr.	2019	293
2. Chuckie Keeton, So.	2012	275
3. Jordan Love, So.	2018	267
4. Logan Bonner, Jr.	2021	263
5. Jose Fuentes, Jr.	2001	260
6. Anthony Calvillo, Sr.	1993	247
7. Jose Fuentes, Sr.	2002	246
8. Brent Snyder, Sr.	1988	246
9. Travis Cox, Jr.	2003	235
10. Brent Snyder, Jr.	1987	226

Passing Attempts	Year	Att.
1. Jordan Love, Jr.	2019	473
2. Anthony Calvillo, Sr.	1993	469
3. Jose Fuentes, Sr.	2002	454
4. Brent Snyder, Sr.	1988	447
5. Jose Fuentes, Jr.	2001	437
6. Logan Bonner, Jr.	2021	429
7. Brent Snyder, Jr.	1987	427
8. Jordan Love, So.	2018	417
9. Travis Cox, Jr.	2003	415
10. Chuckie Keeton, So.	2012	407

Completion Percentage	Year	Pct.
(Minimum 100 Completions)		
1. Chuckie Keeton, Jr.	2013	.694
2. Chuckie Keeton, So.	2012	.676
3. Leon Jackson III, Sr.	2007	.654
4. Jordan Love, So.	2018	.640
5. Kent Myers, Sr.	2017	.629
6. Jordan Love, Jr.	2019	.619
7. Logan Bonner, Jr.	2021	.613
8. Cooper Legas, So.	2022	.611
9. Chuckie Keeton, Fr.	2011	.609
10. Kent Myers, So.	2015	.608

Touchdown Passes	Year	No.
1. Logan Bonner, Jr.	2021	36
2. Jordan Love, So.	2018	32
3. Chuckie Keeton, So.	2012	27
4. Tony Adams, Sr.	1972	22
5. Jordan Love, Jr.	2019	20
6. Jose Fuentes, Sr.	2002	20
7. Brent Snyder, Jr.	1987	20
8. Bob Gagliano, Sr.	1980	20
9. Anthony Calvillo, Sr.	1993	19
10. Brent Snyder, Sr.	1988	19

### /// TOTAL OFFENSE ///

Total Offense	Year	Yds.
1. Chuckie Keeton, So.	2012	3,992
2. Logan Bonner, Jr.	2021	3,694
3. Jordan Love, So.	2018	3,630
4. Jordan Love, Jr.	2019	3,577
5. Diondre Borel, Jr.	2009	3,343
6. Anthony Calvillo, Sr.	1993	3,260
7. Jose Fuentes, Sr.	2002	3,164
8. Brent Snyder, Sr.	1988	3,154
9. Tony Adams, Sr.	1972	2,953
10. Jose Fuentes, Jr.	2001	2,920



**Deven Thompkins (#13)** set Utah State single-season records with 102 receptions and 1,704 receiving yards during the 2021 season.

### /// RECEIVING ///

Receptions	Year	No.
1. Deven Thompkins, Sr.	2021	102
2. Kevin Curtis, Jr.	2001	100
3. Kevin Alexander, Sr.	1995	92
4. Tom Forzani, Sr.	1972	85
5. Nakia Jenkins, Jr.	1996	82
6. Brian Cobbs, Sr.	2022	76
7. Kevin Curtis, Sr.	2002	74
8. Nakia Jenkins, Sr.	1997	73
9. Hunter Sharp, Sr.	2015	71
10. Mike Lee, Sr.	1993	70

Receiving Yardage	Year	Yds.
1. Deven Thompkins, Sr.	2021	1,704
2. Kevin Curtis, Jr.	2001	1,531
3. Kevin Alexander, Sr.	1995	1,400
4. Nakia Jenkins, Jr.	1996	1,397
5. Kevin Curtis, Sr.	2002	1,258
6. Kendal Smith, Sr.	1988	1,196
7. Tom Forzani, Sr.	1972	1,169
8. Aaron Jones, Sr.	2000	1,159
9. Nakia Jenkins, Sr.	1997	1,086
10. Mike O'Shea, Sr.	1968	1,077

Receiving Average	Year	Avg.
(Minimum 10 Receptions)		
1. Greg Daly, Jr.	1975	29.4
2. Wesley Garnett, Jr.	1969	24.4
3. Earsell Mackbee, Jr.	1964	22.1
4. Xavier Martin, Jr.	2010	21.1
5. Gunther Gutierrez, Sr.	1973	20.7
6. Dionte' Holloway, So.	2005	19.4
7. Tracy Jenkins, So.	1989	19.4
8. Mike O'Shea, Sr.	1968	19.2
9. Ken Thompson, Jr.	1979	19.1
10. Kendal Smith, So.	1986	18.9

TD Receptions	Year	TD
1. Tracy Jenkins, Jr.	1990	14
2. Derek Wright, Sr.	2021	11
3. Aaron Jones, Sr.	2000	11
4. Kendal Smith, Sr.	1988	11
5. Ken Thompson, Jr.	1979	11
6. Mike O'Shea, Sr.	1968	11
7. Brandon Bowling, Sr.	2021	10
8. Deven Thompkins, Sr.	2021	10
9. Siaoqi Mariner, Gr.	2019	10
10. Kevin Curtis, Jr.	2001	10
11. Rod Moore, Sr.	1991	10
12. James Murphy, Sr.	1980	10

### /// RUSHING ///

Rushing Yardage	Year	Yds.
1. Demario Brown, Sr.	1999	1,536
2. Louie Giammona, Jr.	1974	1,534
3. Robert Turbin, Jr.	2011	1,517
4. Kerwynn Williams, Sr.	2012	1,512
5. Abu Wilson, Jr.	1995	1,476
6. Louie Giammona, Sr.	1975	1,454
7. Roger Grant, Jr.	1990	1,370
8. Emmett White, Sr.	2001	1,361
9. Emmett White, Jr.	2000	1,322
10. Robert Turbin, So.	2009	1,296

Rushing Attempts	Year	Att.
1. Louie Giammona, Jr.	1974	329
2. Louie Giammona, Sr.	1975	303
3. Demario Brown, Sr.	1999	279
4. Abu Wilson, Jr.	1995	275
5. Roger Grant, Jr.	1990	266
6. Rick Parros, So.	1977	261
7. Rick Parros, Sr.	1979	259
8. Calvin Tyler Jr., Sr.	2022	253
9. Emmett White, Sr.	2001	250
10. Robert Turbin, Jr.	2011	249

Rushing Average	Year	Yds.
(Minimum 100 Attempts)		
1. Tom Larscheid, Jr.	1960	8.4
2. Michael Smith, Sr.	2011	7.6
3. Kerwynn Williams, Sr.	2012	6.9
4. Darwin Thompson, Jr.	2018	6.8
5. Jack Hill, Sr.	1956	6.6
6. Gerold Bright, Jr.	2018	6.3
7. Tom Larscheid, Sr.	1961	6.3
8. Robert Turbin, So.	2009	6.3
9. Robert Turbin, Jr.	2011	6.1
10. Roy Shivers, Jr.	1965	6.0

Rushing Touchdowns	Year	TD
1. Robert Turbin, Jr.	2011	19
2. Abu Wilson, Sr.	1996	16
3. Kerwynn Williams, Sr.	2012	15
4. Abu Wilson, Jr.	1995	15
5. Rick Parros, Sr.	1979	15
6. Darwin Thompson, Jr.	2018	14
7. Demario Brown, Sr.	1999	14
8. Jack Hill, Sr.	1956	14
9. Roy Shivers, Jr.	1965	14
10. Joey DeMartino, Sr.	2013	13
11. Robert Turbin, So.	2009	13
12. Emmett White, Sr.	2001	13
13. Emmett White, Jr.	2000	13
14. Tom Larscheid, Jr.	1960	13

### /// SCORING ///

Points Scored	Year	Pts.
1. Dominik Eberle, Jr.	2018	141
2. Robert Turbin, Jr.	2011	138
3. Kerwynn Williams, Sr.	2012	120
4. Connor Coles, Sr.	2021	112
5. Robert Turbin, So.	2009	110
6. Dominik Eberle, Sr.	2019	108
7. Jack Hill, Sr.	1956	105
8. Nick Diaz, Jr.	2013	102
9. Dominik Eberle, So.	2017	101
10. Emmett White, Sr.	2001	98

Touchdowns	Year	TD
1. Robert Turbin, Jr.	2011	23
2. Kerwynn Williams, Sr.	2012	20
3. Robert Turbin, So.	2009	18
4. Darwin Thompson, Jr.	2018	16
5. Emmett White, Sr.	2001	16
6. Abu Wilson, Sr.	1996	16
7. Roy Shivers, Jr.	1965	16
8. Emmett White, Jr.	2000	15
9. Demario Brown, Sr.	1999	15
10. Abu Wilson, Jr.	1995	15
11. Jack Hill, Sr.	1956	15
12. Tom Larscheid, Jr.	1960	15
13. Tom Larscheid, Sr.	1961	15
14. Rick Parros, Sr.	1979	15

### /// KICKING ///

Field Goals Made	Year	FG
1. Brad Bohn, So.	1998	24
2. Dominik Eberle, Jr.	2018	22
3. Dominik Eberle, Sr.	2019	21
4. Connor Coles, Sr.	2021	20
5. Nathan Morreale, Fr.	1993	19
6. Dominik Eberle, So.	2017	18
7. Sean Jones, Sr.	1992	18
8. Steve Steinke, So.	1978	18
9. Nick Diaz, Jr.	2013	17
10. Dene Garner, So.	1985	16
11. Al Knapp, Sr.	1974	16

Field Goals Attempted	Year	FGA
1. Connor Coles, Sr.	2021	29
2. Dominik Eberle, Jr.	2018	28
3. Brad Bohn, So.	1998	28
4. Nathan Morreale, Fr.	1993	27
5. Brad Bohn, Jr.	1999	26
6. Dominik Eberle, Sr.	2019	24
7. Dominik Eberle, So.	2017	24
8. Sean Jones, Sr.	1992	24
9. Al Knapp, Sr.	1974	24
10. Steve Steinke, So.	1978	24





**Field Goal Percentage**

(Minimum 10 Attempts)	Year	Pct.
1. Dominik Eberle, Sr.	2019	.875
2. Russ Moody, Jr.	1988	.867
3. Brad Bohn, So.	1998	.857
4. Peter Caldwell, So.	2008	.833
5. Dane Kidman, Sr.	2002	.824
6. Doug Beach, So.	1990	.824
7. Russ Moody, Jr.	1989	.818
8. Dene Garner, So.	1985	.800
9. Dominik Eberle, Jr.	2018	.786
10. Nick Diaz, So.	2012	.769

**Extra Points Made**

	Year	No.
1. Dominik Eberle, Jr.	2018	75
2. Josh Thompson, So.	2011	57
3. Connor Coles, Sr.	2021	52
4. Nick Diaz, Jr.	2013	51
5. Dominik Eberle, So.	2017	47
6. Dominik Eberle, Sr.	2019	45
7. Nick Diaz, Sr.	2014	45
8. Nick Diaz, So.	2012	40
9. Brad Bohn, Fr.	1997	39
10. Brock Warren, Jr.	2015	39

**Extra Points Att.**

	Year	Att.
1. Dominik Eberle, Jr.	2018	75
2. Josh Thompson, So.	2011	58
3. Connor Coles, Sr.	2021	54
4. Nick Diaz, Jr.	2013	52
5. Nick Diaz, Sr.	2014	48
6. Dominik Eberle, So.	2017	47
7. Dominik Eberle, Sr.	2019	45
8. Brad Bohn, Fr.	1997	43
9. Brock Warren, Jr.	2015	41
10. Nick Diaz, So.	2012	40

**PAT Percentage**

(Minimum 20 Made)	Year	Pct.
1. Connor Coles, Sr.	2022	1.000
Dominik Eberle, Sr.	2019	1.000
Dominik Eberle, Jr.	2018	1.000
Dominik Eberle, So.	2017	1.000
Nick Diaz, So.	2012	1.000
Peter Caldwell, Sr.	2010	1.000
Peter Caldwell, Fr.	2007	1.000
Doug Beach, So.	1990	1.000
Willie Beecher, So.	1982	1.000
Tom Mayes, Jr.	1975	1.000
Steve Steinke, So.	1978	1.000
10. Josh Thompson, So.	2011	.983

**/// PUNTING ///**

**Punting**

	Year	Avg.
1. Steve Mullins, Jr.	2001	44.8
Jerry Arguello, Jr.	1997	44.8
3. Guy McClure, Sr.	1981	44.5
4. Ben Chaet, Jr.	2004	44.4
5. Tyler Bennett, Jr.	2011	43.8
<b>6. Stephen Kotsanlee, Jr.</b>	<b>2022</b>	<b>43.4</b>
7. Herick Mandel, Jr.	1986	42.9
8. Louie Aguiar, Jr.	1987	42.8
9. Rusty Carlsen, Sr.	1991	42.7
<b>10. Stephen Kotsanlee, So.</b>	<b>2021</b>	<b>42.5</b>

**/// RETURNS ///**

**Punt Returns**

	Year	Avg.
1. Tom Larscheid, Sr.	1961	23.4
2. Kevin Robinson, Fr.	2004	22.5
3. Darrell Roberts, Sr.	1962	20.8
4. Kevin Robinson, Sr.	2007	18.9
5. Bob Wicks, Jr.	1970	17.4
6. Steve Smith, Sr.	1997	15.6
7. Emmett White, So.	1999	15.0
8. Kerwynn Williams, Jr.	2011	14.0
9. Fred Fernandes, So.	1981	12.3
10. John Strycula, Jr.	1970	12.3

**Kickoff Returns**

	Year	Ret.
1. Tom Larscheid, Jr.	1960	36.1
2. Savon Scarver, So.	2018	33.7
3. Altie Taylor, Jr.	1967	31.9
4. Savon Scarver, Sr.	2020	31.4
5. Kennedy Williams, Jr.	2015	30.6
6. Overton Curtis, Jr.	1957	30.2
7. Kevin Robinson, Sr.	2007	29.3
8. Tony Pennyman, Jr.	2005	29.3
9. Savon Scarver, Jr.	2019	27.9
10. Jerome Dennis, So.	2002	27.7



**Tony D'Amato (#46)** had a school-record 170 tackles during the 1998 season.

**/// DEFENSE ///**

**Tackles**

	Year	No.
1. Tony D'Amato, Sr.	1998	170
2. David Gill, Jr.	1995	168
3. Al Smith, Sr.	1986	166
4. Zach Vigil, Sr.	2014	156
5. David Gill, Sr.	1996	150
6. Jake Doughty, Sr.	2013	148
7. Bobby Wagner, Sr.	2011	147
8. Nick Vigil, Jr.	2015	144
9. Brent Passey, Jr.	1999	142
10. Alfred Bettman, Sr.	1975	140

**Tackles For Loss**

	Year	No.
1. Tony D'Amato, Sr.	1998	23.0
2. Jermaine Younger, Sr.	1993	22.0
3. Nick Heninger, Sr.	2021	21.5
4. Zach Vigil, Sr.	2014	20.5
5. John Chick, Sr.	2005	19.0
6. Brent Passey, Sr.	2000	17.0
7. Nick Vigil, Sr.	2014	16.5
8. Greg Davis, Sr.	1991	16.0
Mark Mraz, Sr.	1986	16.0
10. Kyler Fackrell, Jr.	2015	15.0
Vaea Fiefia, Sr.	1999	15.0
Caleb Smith, Sr.	1999	15.0
Mark Mraz, Jr.	1985	15.0

**Sacks**

	Year	No.
1. Mark Mraz, Sr.	1986	16.0
2. Mark Mraz, Jr.	1985	15.0
3. John Chick, Sr.	2005	12.5
4. Danilo Robinson, Jr.	1995	10.5
5. Tipa Galeai, Jr.	2018	10.5
6. Nick Heninger, Sr.	2021	9.0
B.J. Larsen, Sr.	2014	9.0
Zach Vigil, Sr.	2014	9.0
Nick Onaandia, Sr.	2001	9.0
Ben Crosland, Sr.	1997	9.0
Gary Hulsey, Sr.	1987	9.0

**Forced Fumbles**

	Year	No.
1. Nick Heninger, Sr.	2021	5
Nick Vigil, Jr.	2014	5
3. David Woodward, Jr.	2019	4
Carl Singleton, Sr.	2007	4
Brent Passey, Sr.	2000	4
Lindsay Hassell, Sr.	1998	4
Kenyatta Green, Sr.	1995	4
8. Nick Heninger, Jr.	2020	3
Troy Lefeged Jr., Jr.	2019	3
Tipa Galeai, Jr.	2018	3
Chase Christiansen, Jr.	2017	3
Jamar Glaspar, Jr.	2001	3
Brent Passey, Jr.	1999	3
Markell McCain, Sr.	1995	3
Danillo Robinson, Jr.	1995	3
Jermaine Younger, Jr.	1992	3

**Fumble Recoveries**

	Year	No.
1. Kyler Fackrell, Jr.	2015	5
Caleb Smith, So.	1997	5
Steve Maughan, Sr.	1975	5
4. Troy Phillips, Jr.	1987	4
Kevin Brady, Sr.	1981	4
Rod Clayton, Sr.	1980	4
Pat McKenna, So.	1980	4
Bill Dunstan, Sr.	1970	4
9. Justus Te'i, Sr.	2019	3
Devin Centers, So.	2014	3
De'von Hall, Sr.	2006	3



**Mark Mraz (#72)** holds the top two sack marks in school history with 16.0 during his senior season in 1986 and 15.0 during his junior campaign in 1985.

**Interceptions**

	Year	No.
1. Henry King, Sr.	1966	11
2. Rob Fuhriman, Jr.	1973	8
3. Frankie Sutura, Sr.	2014	7
Ronald Edwards, Sr.	1991	7
Henry King, Jr.	1965	7
6. Johndale Carty, Jr.	1997	6
Wendall D. Brook, Sr.	1971	6
Chuck Detwiler, Sr.	1968	6
Darrin Long, Jr.	1986	6
Steve Shafer, Sr.	1962	6
Phillip Shelley, Jr.	1971	6
Donald Toomer, So.	1992	6

**Int. Return Yardage**

	Year	Yds.
1. Henry King, Jr.	1965	193
2. Henry King, Sr.	1966	180
3. Ronald Edwards, Sr.	1991	146
4. Rob Fuhriman, Jr.	1973	125
5. Craig Miller, Fr.	1995	122
6. Jalen Davis, Sr.	2017	120
7. Kevin Brady, Jr.	1980	109
8. Shaq Bond, So.	2018	100
Will Davis, Sr.	2012	100
Robert Watts, Sr.	2004	100
Wendall D. Brook, Jr.	1970	100

**Pass Breakups**

	Year	No.
1. Donald Toomer, Sr.	1994	20
2. Will Davis, Sr.	2012	17
3. Jalen Davis, Sr.	2017	15
4. Dale Ephriam, Sr.	1984	14
5. Nevin Lawson, Sr.	2013	13
Curtis Marsh, Sr.	2010	13
Jarrett Bush, Sr.	2005	13
Mark Estelle, Jr.	2002	13
9. Jumanne Robertson, Sr.	2011	12
Ade Jimoh, So.	2000	12
Patrick Allen, Jr.	1983	12

Leaders based on available statistics since 1956.

**Bold = 2023 returners**



**/// RUSHING YARDS ///**

Player	Opponent	Yards
1. Emmett White	New Mexico State (11/4/00)	322
2. Roger Grant	Long Beach State (9/8/90)	292
3. Emmett White	Wyoming (9/22/01)	274
4. Demario Brown	Nevada (11/20/99)	253
5. Rick Parros	Fresno State (9/23/78)	252
6. Abu Wilson	UNLV (11/11/95)	251
7. Louie Giammona	Idaho (11/2/74)	247
8. Jay Van Noy	Arizona State (1948)	242
Louie Giammona	Colorado State (11/22/75)	242
10. Demario Brown	Boise State (10/30/99)	239
11. Kerwynn Williams	Toledo (12/15/12)	235
12. Emmett White	Weber State (11/17/01)	233
13. Demario Brown	Arkansas State (10/9/99)	225
Evan Sorenson	Colorado (1947)	225
15. Melvin Blue	Idaho (10/25/97)	224
16. Roger Grant	Pacific (11/17/90)	218
17. Louie Giammona	Kent State (10/19/74)	212
18. Profail Grier	UNLV (10/23/93)	209
19. Devante Mays	Weber State (9/1/16)	208
Robert Turbin	Idaho (11/19/11)	208
Rick Parros	Weber State (11/17/79)	208
22. Louie Giammona	Utah (11/16/74)	207
MacArthur Lane	West Texas State (9/23/67)	207
24. Kerwynn Williams	Colorado State (9/22/12)	205
Roger Grant	New Mexico State (11/23/91)	205

**/// PASSING YARDS ///**


Player	Opponent	Yards
1. Tony Adams	Utah (11/11/72)	561
2. Jose Fuentes	Boise State (11/11/00)	509
3. Jordan Love	San José State (11/10/18)	491
4. Anthony Calvillo	Brigham Young (10/30/93)	472
5. Jordan Love	New Mexico (10/27/18)	448
6. Jose Fuentes	Weber State (11/17/01)	437
7. Jose Fuentes	Middle Tennessee (11/30/02)	426
8. Anthony Calvillo	Nevada (11/14/92)	428
9. Jose Fuentes	Idaho (10/21/00)	421
10. Jordan Love	Wake Forest (8/30/19)	416
11. Brent Snyder	San José State (10/22/88)	412
12. Tony Adams	Idaho (11/4/72)	406
13. Chuckie Keeton	UNLV (9/29/12)	404
14. Diondre Borel	Nevada (10/30/10)	399
15. Matt Sauk	Idaho (10/25/97)	396
16. Jordan Love	BYU (11/2/19)	394
17. Logan Bonner	North Dakota (9/10/21)	390
Matt Sauk	Oklahoma State (9/21/96)	390
19. Tony Adams	Wyoming (11/6/71)	389
20. Jordan Love	Fresno State (11/9/19)	388
21. Brent Snyder	San José State (10/31/87)	384
22. Anthony Calvillo	Utah (9/11/93)	380
23. Ron Lopez	Nebraska (9/7/91)	373
24. Leon Jackson III	Louisiana Tech (11/5/05)	372
25. Matt Sauk	New Mexico State (10/18/97)	371

**/// RECEIVING YARDS ///**

Player	Opponent	Yards
1. Aaron Jones	Boise State (11/11/00)	297
2. Kevin Curtis	Weber State (11/17/01)	252
3. Kevin Alexander	Pacific (11/18/95)	243
4. Kevin Alexander	Nevada (11/4/95)	236
5. Aaron Jones	Idaho (10/21/00)	233
6. Craig Clark	Utah (11/11/72)	224
7. Kevin Curtis	South Florida (11/24/01)	221
8. Rod Moore	Nebraska (9/7/91)	220
9. Deven Thompkins	New Mexico State (11/6/21)	215
James Murphy	Long Beach State (10/6/79)	215
11. Bob Wicks	Idaho (11/21/71)	211
12. Robert Scott	Sam Houston State (9/26/98)	210
13. Kendal Smith	San José State (10/22/88)	208
14. Cottie McMahon	Utah (9/11/93)	207
15. Kevin Alexander	New Mexico State (10/21/95)	205
16. Shawn Turner	Eastern Washington (11/5/94)	197
17. James Murphy	Pacific (10/20/79)	196
18. Aaron Jones	Brigham Young (10/1/99)	195
19. Nakia Jenkins	Brigham Young (10/3/97)	194
20. Tom Forzani	Idaho (11/4/72)	193
Hunter Sharp	Air Force (11/14/15)	193



**Emmett White (#32)** rushed for a school-record 322 yards against New Mexico State on Nov. 4, 2000.



**Tony Adams (#11)** passed for a school-record 561 yards against Utah on Nov. 11, 1972.



**Aaron Jones (#9)** recorded a school-record 297 receiving yards against Boise State on Nov. 11, 2000.





/// RUSHING ///

Player	Opponent, Year	Yards
1. Robert Turbin	Utah, 2009	96
2. Percy Hanson	Colorado Mines, 1920	95
3. Tom Larscheid	Denver, 1960	91
4. Louie Giammona	Utah, 1974	89
5. Marvin Jackson	Fresno State, 1980	88
Tom Larscheid	Pacific, 1960	88
7. Tom Larscheid	Montana, 1960	87
8. Jaylen Warren	Fresno State, 2020	86
Kerwynn Williams	San José State, 2012	86
10. MacArthur Lane	Hawai'i, 1966	84
11. Jay Van Noy	Wyoming, 1948	82
Fred Allen	Colorado State, 1941	82
13. Justen Hervey	Weber State, 2016	80
Robert Turbin	Idaho, 2011	80
Robert Turbin	BYU, 2011	80
Richard Gwynn	Fresno State, 1984	80
Ev Sorenson	Colorado, 1947	80

/// PASSING ///

Passer-Receiver	Opponent, Year	Yards
1. Craig Bradshaw-Fred Fernandes	Arizona State, 1979	96
2. Ron Lopez-Rod Moore	Cal State Fullerton, 1990	94
3. Dave Holman-Wes Garnett	Army, 1969	90
4. Doug Samuels-Eric McPherson	Texas Christian, 1981	89
Roy Shivers-Dave Clark	Colorado State, 1965	89
6. Jordan Love-Darwin Thompson	San José State, 2018	88
7. Jeff Crosbie-Aaron Jones	Brigham Young, 1999	87
8. Chuckie Keeton-Kerwynn Williams	Louisiana Tech, 2012	86
Marvin Bell-John Putnik	Utah, 1941	86
10. Diondre Borel-Xavier Bowman	Idaho, 2009	85
Matt Wells-Kevin Alexander	UNLV, 1994	85
Tony Adams-Craig Clark	Utah, 1972	85
13. Jordan Love-Gerold Bright	Boise State, 2018	83
14. Leon Jackson III-Jacob Actkinson	Louisiana Tech, 2007	82
15. Darell Garretson-Hunter Sharp	Arkansas State, 2014	81
Matt Sauk-Steve Smith	Idaho, 1997	81
Earsell Mackbee-Grant Martinsen	Colorado State, 1964	81
18. Jordan Love-Siaosi Mariner	Wyoming, 2019	80
Jordan Love-Jalen Greene	UNLV, 2018	80
Jose Fuentes-Kevin Curtis	New Mexico, 2002	80
Jose Fuentes-Kevin Curtis	Idaho State, 2002	80
Anthony Calvillo-Toney Jenkins	Utah, 1993	80
Tony Adams-Jerry Hughes	Utah, 1972	80
Jose Fuentes-Kevin Curtis	Middle Tennessee, 2002	80

/// INTERCEPTION RETURNS ///

Player	Opponent, Year	Yards
1. Ernie Groll	Montana State, 1947	102
2. Shaq Bond	New Mexico, 2018	100
Robert Watts	UNLV, 2004	100
4. Kyler Fackrell	Hawai'i, 2013	99
5. Aaron Wade	Colorado State, 2018	95
Burke Fry	Colorado, 1932	95
7. Jim Swindle	Hawai'i, 1959	90
Marwin Evans	Boise State, 2015	90
9. Wallace Braegger	Colorado, 1939	85
10. Henry King	Pacific, 1966	84
11. Wendell Brooks	Kentucky, 1970	83
12. Jerome Dennis	Brigham Young, 2002	75
Lauren Pettis	Montana, 1958	75
14. Charles McMillian	LSU, 1993	65
15. James Brindley	Utah, 2007	64

/// FUMBLE RETURNS ///

Player	Opponent, Year	Yards
1. Jim Turner	Idaho, 1962	100
2. Jontrell Rocquemore	Washington, 2015	97

/// KICKOFF RETURNS ///

Player	Opponent, Year	Yards
1. Altie Taylor	West Texas State, 1967	105
2. Tom Larscheid	Brigham Young, 1960	102
3. Terrell Vaughn	Weber State, 2022	100
Savon Scarver	UNLV, 2021	100
Savon Scarver	Colorado State, 2019	100
Savon Scarver	Nevada, 2019	100
Savon Scarver	New Mexico State, 2018	100
Kevin Robinson	Hawai'i, 2007	100
9. Savon Scarver	Wyoming, 2018	99
Tony Pennyman	Nevada, 2005	99
11. Altie Taylor	Wichita State, 1968	98
12. Savon Scarver	New Mexico State, 2017	96
Marvin Ellis	Idaho State, 1981	96
Overton Curtis	Idaho, 1958	96
Hunter Sharp	Nevada, 2015	96
16. Savon Scarver	Fresno State, 2020	94
Kevin Robinson	UL-Monroe, 2004	94
Rick Parros	Colorado State, 1978	94



**Savon Scarver (#11)** holds the school record with seven-career kick-off returns for touchdowns, which is also tied with four other players for the most in FBS history.

/// PUNT RETURNS ///

Player	Opponent, Year	Yards
1. Kevin Robinson	Troy, 2004	90
Dale Leatham	Wichita State, 1950	90
3. Andrew Rodriguez	Southern Utah, 2015	88
4. Kevin Robinson	San José State, 2005	87
5. Tom Larscheid	Utah, 1961	85
6. Bob Wicks	Bowling Green, 1970	84
7. Altie Taylor	Hawai'i, 1966	82
Lee Cardon	College of Idaho, 1938	82
9. Bud Paul	Denver, 1952	81
10. JoJo Natson	Wyoming, 2014	80
11. Jason Bandy	Northern Illinois, 1995	79
12. Fred Fernandes	Pacific, 1981	78
13. Kendall Smith	UNLV, 1987	77
14. Steve Smith	Oregon State, 1997	74
15. John Strycula	Bowling Green, 1970	73
16. Kevin Robinson	North Texas, 2004	71
17. Jordan Nathan	UNLV, 2017	70
Kevin Robinson	Nevada, 2007	70

/// PUNTS ///

Player	Opponent, Year	Yards
1. Louie Aguiar	San José State, 1988	85
2. Jerry Arguello	Idaho, 1998	77
Herick Mandel	Pacific, 1986	77
4. Rusty Carlsen	Pacific, 1991	75
Dale Money	Boise State, 1982	75
Guy McClure	Arizona State, 1979	75
Seth Maughan	Colorado, 1938	75
8. Guy McClure	Idaho State, 1980	74
9. Guy McClure	San José State, 1978	73
10. Mickey Doyle	UNLV, 1971	72
11. Christopher Bartolic	Air Force, 2019	71
12. Steve Mullins	Utah, 2002	70
Steve Mullins	Idaho, 1999	70
Doug Beach	Arizona, 1992	70
Rusty Carlsen	Brigham Young, 1989	70

/// FIELD GOALS ///

Player	Opponent, Year	Yards
1. Dene Garner	New Mexico State, 1986	59
2. Dene Garner	San José State, 1985	58
3. Chris Ulinski	New Mexico State, 2008	56
Micah Knorr	Northern Illinois, 1995	56
5. Brad Bohn	Brigham Young, 1999	55
6. Micah Knorr	Colorado State, 1994	54
Sean Jones	New Mexico State, 1992	54
8. Connor Coles	Memphis, 2022	53
Nick Diaz	New Mexico State, 2012	53
Jim Murphy	West Texas State, 1967	53
11. Connor Coles	BYU, 2021	52
Dominik Eberle	San José State, 2017	52
Jake Thompson	Boise State, 2015	52
Jake Thompson	Hawai'i, 2013	52
Brad Bohn	North Texas, 1999	52
Sean Jones	UNLV, 1992	52
Willie Beecher	Idaho State, 1982	52
Steve Steinke	Colorado State, 1979	52
Mickey Doyle	Utah, 1972	52
20. Dominik Eberle	New Mexico State, 2018	51
Dominik Eberle	New Mexico State, 2018	51
Dominik Eberle	New Mexico State, 2018	51
Brad Bohn	Boise State, 1998	51
Dene Garner	New Mexico State, 1986	51
25. Peter Caldwell	Fresno State, 2010	50
Justin Hamblin	Hawai'i, 2005	50
Willie Beecher	Pacific, 1983	50

Bold = 2023 Returners



**/// TOTAL OFFENSE ///**

Yards	Opponent	Year
1. 804	San José State	2018
2. 717	Stony Brook	2019
3. 704	New Mexico	2018
4. 684	Weber State	2001
684	Nevada	1992
6. 662	Idaho	1997
7. 654	Brigham Young	1993
8. 649	CS Northridge	1996
9. 646	Louisiana Tech	2012
10. 635	Weber State	2011
11. 632	Utah	1972
12. 628	Air Force	2021
13. 621	North Dakota	2021
621	Tennessee Tech	2018
15. 619	New Mexico State	2000
16. 605	New Mexico State	1996
17. 604	Southern Utah	2009
18. 601	Hawai'i	2018
19. 598	UNLV	2018
20. 596	Wake Forest	2019
21. 595	Boise State	2000
22. 593	Texas State	2012
23. 592	Wyoming	2015
24. 588	UNLV	2017
25. 587	Weber State	2013

**/// PASSING OFFENSE ///**

Yards	Opponent	Year
1. 569	Utah	1972
2. 516	New Mexico	2018
3. 510	San José State	2018
4. 509	Boise State	2000
5. 472	Brigham Young	1993
6. 448	Air Force	2021
7. 442	Middle Tennessee	2002
8. 441	Weber State	2001
9. 439	Idaho	2000
10. 428	Nevada	1992
11. 426	UNLV	2012
12. 416	Wake Forest	2019
416	Idaho	1972
14. 412	San Jose State	1988
15. 406	Hawai'i	2021
16. 404	North Dakota	2021
17. 399	Nevada	2010
18. 396	Idaho	1997
19. 394	BYU	2019
394	UTSA	2012
394	Long Beach State	1979
22. 393	New Mexico State	1997
392	Stony Brook	2019
24. 390	Oklahoma State	1996
25. 389	Wyoming	1971

**/// RUSHING OFFENSE ///**

Yards	Opponent	Year
1. 501	Idaho	1960
2. 470	New Mexico	1960
3. 467	Denver	1960
4. 440	Weber State	2011
5. 439	Pacific	1966
6. 438	Wichita State	1964
7. 428	Weber State	2016
428	Hawai'i	1966
9. 427	Montana	1959
10. 426	Hawai'i	2018
11. 398	Pacific	1960
12. 397	Montana State	1962
13. 396	Nevada	2016
14. 389	Colorado State	1961
15. 388	Nevada	1999
16. 383	Brigham Young	1961
17. 382	Wichita State	1968
18. 381	San José State	2009
19. 359	Long Beach State	1990
20. 358	Kent State	1974
21. 356	Idaho	2008
22. 353	Toledo	2012
23. 342	Weber State	1976
24. 340	Pacific	1989
25. 338	Utah	1974

**/// TOTAL DEFENSE ///**

Yards	Opponent	Year
1. 23	Idaho	1961
2. 51	Brigham Young	1961
3. 65	Wichita State	1967
4. 83	UNLV	1990
83	Brigham Young	1963
6. 85	Montana State	1961
7. 90	Colorado State	1961
8. 100	New Mexico State	1964
9. 106	Brigham Young	1960
10. 111	Idaho State	1997
111	Pacific	1980
111	Idaho State	1978
13. 115	Hawai'i	1965
115	Colorado State	1960
15. 119	San Jose State	1966
16. 124	Colorado State	1966
17. 127	Wichita State	1964
18. 135	Colorado State	1958
19. 137	Wichita State	1968
137	Montana	1968

**/// PASSING DEFENSE ///**

Yards	Opponent	Year
1. 1	Colorado State	1976
2. 7	Montana	1964
3. 12	West Texas State	1974
4. 14	San Diego State	2016
14	Utah	1958
6. 15	Colorado State	1961
7. 16	Idaho State	1997
8. 18	New Mexico State	1964
18	Colorado State	1963
10. 21	West Texas State	1975
21	New Mexico State	1958
12. 24	Air Force	2019
13. 25	Brigham Young	1961
14. 29	Wyoming	1978
15. 32	Arizona State	1959
16. 33	Air Force	2017
17. 34	Weber State	2013
18. 36	Montana	1968
19. 37	Idaho	1961
20. 39	Kansas State	1971

**/// RUSHING DEFENSE ///**

Yards	Opponent	Year
1. -60	Idaho	1961
2. -51	Pacific	1980
3. -35	Pacific	1967
4. -25	Wake Forest	2014
5. -22	San Diego State	1971
6. -15	San José State	1985
7. -11	CS Fullerton	1982
8. -7	New Mexico State	2008
9. -5	San Diego State	1967
10. -4	Long Beach State	1985
-4	Hawai'i	1965
12. -2	Colorado	1998
-2	Wichita State	1967
14. 1	Long Beach State	1986
1	New Mexico State	1985
16. 4	San José State	2012
4	Washington State	1961
18. 10	Idaho State	1982
19. 12	Weber State	1981
12	Hawai'i	2021
12	San José State	2021

**/// WINNING MARGINS ///**

Margin	Score	Opponent	Year
1. 136	136-0	Idaho State	1919
2. 100	100-0	Crimsons	1907
3. 88	88-0	Idaho State	1911
4. 77	77-0	Granite H.S.	1917
5. 76	76-0	New Mexico St.	1964
6. 69	69-0	Idaho	1961
7. 64	70-6	Weber State	2013
8. 61	73-12	Tennessee Tech	2018
9. 58	58-0	Montana Mines	1931
10. 57	57-0	at Wyoming	1917
11. 56	62-6	at Montana	1963
12. 55	62-7	Stony Brook	2019
13. 54	54-0	Montana Mines	1928
54	54-0	Western State	1928
15. 53	53-0	Wyoming	1912
53	53-0	Colo. Mines	1935
17. 52	52-0	Salt Lake H.S.	1908
52	52-0	at Idaho Marines	1945
19. 51	61-10	at San José State	2017
20. 49	49-0	Arkansas State	2003
21. 48	48-0	Colorado State	1946
48	54-6	Montana State	1961
48	48-0	at Hawai'i	1966

**/// LOSING MARGINS ///**

Margin	Score	Opponent	Year
1. 69	72-3	at Oklahoma	1974
2. 65	65-0	at Southern Cal	1930
3. 60	60-0	at Gonzaga	1914
4. 59	59-0	at Colorado State	1915
59	65-6	Brigham Young	1977
6. 57	57-0	at Stanford	1904
7. 56	70-14	at Iowa	1957
56	66-10	at Southern Cal	1989
9. 55	55-0	at Alabama	2022
10. 54	54-0	Brigham Young	1937
54	61-7	at Texas	1975
12. 53	53-0	Colorado State	1916
53	63-10	Hawai'i	2006
14. 52	52-0	at Brigham Young	1986
52	52-0	Boise State	2007
16. 51	54-3	at Oklahoma	2007
17. 50	63-13	at Nebraska	1988
18. 49	59-10	at Wisconsin	2017
49	70-21	at Fresno State	2001
49	49-0	at Oklahoma	1972
21. 48	58-10	Utah	2008
48	48-0	Utah	2006
48	48-0	at Denver	1950

**/// LARGEST COMEBACKS ///**

Margin	Score	Opponent	Year
1. 27	28-27	UCF	2001
2. 21	35-31	*Trailed 27-0 in 2nd Q at Hawai'i	2011
3. 20	31-27	*Trailed 28-7 at halftime Nevada	2015
4. 17	42-29	*Trailed 27-7 in 3rd Q at Wyoming	1970
5. 15	27-21	*Trailed 23-6 in 3rd Q So. Mississippi	1972
		*Trailed 18-3 in 2nd Q	





/// 100-YARD RUSHING GAMES ///

Att-Yds	Player, Class	Opponent	Year
18-133	Overton Curtis, Jr.	Wyoming	1957
17-110	Overton Curtis, Jr.	Colo. St.	1957
10-142	Buddy Allen, Sr.	Idaho	1959
19-158	Tom Larscheid, So.	Mont. St.	1959
14-128	Buddy Allen, Sr.	Hawai'i	1959
16-125	Doug Mayberry, Sr.	Idaho	1960
11-111	Doug Mayberry, Sr.	N. Mexico	1960
9-171	Tom Larscheid, Jr.	Montana	1960
9-129	Tom Larscheid, Jr.	Denver	1960
15-149	Tom Larscheid, Jr.	Idaho	1960
17-128	Tom Larscheid, Jr.	N. Mexico	1960
12-188	Tom Larscheid, Jr.	Pacific	1960
12-107	Tom Larscheid, Sr.	Colo. St.	1961
12-168	Tom Larscheid, Sr.	BYU	1961
10-100	Ray Harward, Jr.	Utah	1961
7-105	Larry Campbell, Jr.	Montana	1963
13-133	Darrell Steele, Jr.	N. Mexico	1963
5-117	Roy Shivers, Jr.	Wichita St.	1964
12-115	Roy Shivers, Jr.	Montana	1964
19-113	Craig Murray, Jr.	N. Mexico	1964
19-109	Roy Shivers, Jr.	Ariz. State	1965
21-103	Roy Shivers, Jr.	S.J. State	1965
19-126	Roy Shivers, Jr.	Idaho	1965
14-120	Roy Shivers, Jr.	Montana	1965
21-180	Roy Shivers, Jr.	BYU	1965
25-152	Roy Shivers, Jr.	Utah	1965
21-116	Craig Murray, Sr.	Utah	1965
15-100	Eric Maughan, Sr.	N.M. State	1966
17-115	Eric Maughan, Sr.	Pacific	1966
8-106	MacArthur Lane, Jr.	Pacific	1966
8-192	MacArthur Lane, Jr.	Hawai'i	1966
12-111	Altie Taylor, So.	Hawai'i	1966
19-125	MacArthur Lane, Sr.	Wichita St.	1967
20-207	MacArthur Lane, Sr.	W. Texas	1967
21-124	Altie Taylor, Jr.	BYU	1967
27-145	Altie Taylor, Jr.	Montana	1967
32-196	Altie Taylor, Sr.	Utah	1968
30-118	Altie Taylor, Sr.	S.D. State	1968
36-135	Altie Taylor, Sr.	W. Texas	1968
14-105	John Strycula, Jr.	Colo. St.	1969
24-114	George Tribble	Army	1969
26-102	John Strycula, Jr.	Utah	1969
19-118	John Strycula, Sr.	N.M. State	1970
28-118	Jerry Hughes, Jr.	UNLV	1971
12-121	Tony Adams, Sr.	Colo. St.	1972
32-161	Jerry Hughes, Sr.	BYU	1972
25-128	Archie Gibson, Sr.	Weber St.	1973
21-135	Archie Gibson, Sr.	BYU	1973
21-169	Archie Gibson, Sr.	W. Texas	1973
13-113	Archie Gibson, Sr.	N.M. State	1973
30-188	L. Giammona, So.	Utah	1973
41-183	L. Giammona, Jr.	Wyoming	1974
17-111	Bill Swanson, So.	Colo. St.	1974
45-212	L. Giammona, Jr.	Kent State	1974
33-135	Jerry Cox, Sr.	Kent State	1974
30-125	L. Giammona, Jr.	W. Texas	1974
41-247	L. Giammona, Jr.	Idaho	1974
33-155	L. Giammona, Jr.	So. Miss.	1974
31-207	L. Giammona, Jr.	Utah	1974
29-121	L. Giammona, Jr.	S.D. State	1974
31-114	L. Giammona, Sr.	Utah	1975
26-155	L. Giammona, Sr.	Florida St.	1975
27-108	L. Giammona, Sr.	S.D. State	1975
30-165	L. Giammona, Sr.	W. Texas	1975
32-167	L. Giammona, Sr.	Wyoming	1975
10-101	Jesse Kemp, Jr.	Wyoming	1975
25-110	L. Giammona, Sr.	BYU	1975
40-198	L. Giammona, Sr.	Boise St.	1975
40-242	L. Giammona, Sr.	Colo. St.	1975
24-108	Dan Cox, Sr.	Utah	1976
26-164	Rick Parros, Fr.	Weber St.	1976
28-130	Rick Parros, So.	San José St.	1977
29-137	Rick Parros, So.	Boise St.	1977
41-181	Rick Parros, So.	Weber St.	1977
36-126	Rick Parros, So.	Wyoming	1977
31-177	Rick Parros, So.	Memphis	1977
25-137	Rick Parros, So.	Idaho St.	1977
29-113	Rick Parros, Jr.	Idaho St.	1978
31-253	Rick Parros, Jr.	Fresno St.	1978
34-112	Rick Parros, Jr.	Utah	1978
30-120	Rick Parros, Sr.	CS Full.	1979
35-208	Rick Parros, Sr.	Weber St.	1979
26-194	Rick Parros, Sr.	Utah	1979
38-168	Rick Parros, Sr.	Fresno St.	1979
19-106	Maurice Turner, So.	CS Full.	1980
5-100	Marvin Jackson, So.	Fresno St.	1980
27-120	Maurice Turner, Jr.	Weber St.	1981
17-124	Marvin Jackson, Sr.	Weber St.	1982
28-126	Marc White, Jr.	L.B. State	1983
22-156	Marc White, Jr.	Utah	1983
13-145	Pondre Davis, So.	TCU	1984
14-144	Richard Gwynn, Jr.	Fresno St.	1984
12-107	Glen Crawford, Jr.	Utah	1985
20-152	Richard Gwynn, Sr.	CS Full.	1985
22-104	Travis Clark, Fr.	N. Mexico	1986
28-166	Brett Payne, Sr.	Pacific	1989
22-131	Demetrius Brown, Sr.	Pacific	1989
34-292	Roger Grant, Jr.	L.B. State	1990
34-197	Roger Grant, Jr.	Fresno St.	1990
28-141	Roger Grant, Jr.	N.M. State	1990
28-162	Roger Grant, Jr.	UNLV	1990

22-150	Roger Grant, Jr.	CS Full.	1990
17-112	Roger Grant, Sr.	Utah	1991
25-114	Roger Grant, Sr.	CS Full.	1991
29-124	Roger Grant, Sr.	L.B. State	1991
28-103	Roger Grant, Sr.	UNLV	1991
31-131	Roger Grant, Sr.	Pacific	1991
25-205	Roger Grant, Sr.	N.M. State	1991
22-157	Abu Wilson, Fr.	N.M. State	1992
26-106	Abu Wilson, Fr.	Pacific	1992
16-112	James Dye, So.	Fresno St.	1993
27-115	Profail Greer, So.	Nevada	1993
29-209	Profail Greer, So.	UNLV	1993
18-104	Profail Greer, So.	La. Tech	1993
21-140	Profail Greer, So.	N.M. State	1993
16-102	Abu Wilson, So.	SW La.	1994
28-159	Abu Wilson, So.	Pacific	1994
22-203	Abu Wilson, So.	N.M. State	1994
37-134	Abu Wilson, Jr.	Ark. St.	1995
21-104	Abu Wilson, Jr.	Boise St.	1995
23-129	Abu Wilson, Jr.	So. Miss.	1995
31-166	Abu Wilson, Jr.	San José St.	1995
28-203	Abu Wilson, Jr.	No. Illinois	1995
38-190	Abu Wilson, Jr.	N.M. State	1995
29-251	Abu Wilson, Jr.	UNLV	1995
25-103	Abu Wilson, Jr.	Pacific	1995
32-144	Abu Wilson, Sr.	Utah	1996
19-142	Abu Wilson, Sr.	CS North.	1996
23-104	Abu Wilson, Sr.	Texas Tech	1996
24-117	Abu Wilson, Sr.	N.M. State	1996
21-166	Demario Brown, Fr.	Boise St.	1996
27-131	Demario Brown, Fr.	Idaho	1996
25-165	Demario Brown, Fr.	No. Texas	1996
36-153	Demario Brown, So.	Utah	1997
26-142	Melvin Blue, Jr.	Idaho St.	1997
26-101	Melvin Blue, Jr.	Colo. St.	1997
26-124	Demario Brown, So.	N. Mexico	1997
25-131	Demario Brown, So.	Oregon St.	1997
33-224	Melvin Blue, Jr.	Idaho	1997
21-118	Demario Brown, So.	Boise St.	1997
26-157	Demario Brown, So.	Nevada	1997
19-142	Demario Brown, So.	North Texas	1997
22-108	Demario Brown, Jr.	Utah	1998
24-118	John Roberts, Fr.	SHSU	1998
33-204	Demario Brown, Jr.	N.M. State	1998
29-148	Demario Brown, Jr.	Nevada	1998
28-130	Demario Brown, Jr.	No. Texas	1998
16-101	Demario Brown, Sr.	Georgia	1999
21-137	Demario Brown, Sr.	S.F. Austin	1999
25-128	Demario Brown, Sr.	Utah	1999
40-229	Demario Brown, Sr.	Ark. State	1999
18-103	Demario Brown, Sr.	Idaho	1999
33-239	Demario Brown, Sr.	Boise St.	1999
38-253	Demario Brown, Sr.	Nevada	1999
35-159	Demario Brown, Sr.	No. Texas	1999
20-143	Emmett White, Jr.	Texas Tech	2000
22-113	Emmett White, Jr.	Ariz. St.	2000
32-153	Emmett White, Jr.	No. Texas	2000
29-128	Emmett White, Jr.	Idaho	2000
26-202	Emmett White, Jr.	Ark. State	2000
34-322	Emmett White, Jr.	N.M. State	2000
22-108	Emmett White, Sr.	LSU	2001
32-274	Emmett White, Sr.	Wyoming	2001
24-144	Emmett White, Sr.	BYU	2001
25-151	Emmett White, Sr.	Idaho St.	2001
22-117	Emmett White, Sr.	UConn	2001
38-233	Emmett White, Sr.	Weber St.	2001
30-108	Emmett White, Sr.	So. Florida	2001
16-116	David Fiefia, So.	Fresno St.	2001
26-159	James Samuel, Jr.	Troy State	2002
25-142	David Fiefia, Sr.	UL-Monroe	2003
23-101	David Fiefia, Sr.	Mid. Tenn.	2003
21-106	David Fiefia, Sr.	N.M. State	2003
25-131	Chris Forbes, Fr.	N.M. State	2004
25-102	Jerod Walker, Fr.	N.M. State	2005
29-103	Marcus Cross, Jr.	Arkansas	2006
27-127	Marcus Cross, Jr.	BYU	2006
15-123	Robert Turbin, Fr.	Idaho	2008
13-148	Robert Turbin, So.	Utah	2009
13-121	Robert Turbin, So.	Texas A&M	2009
17-104	Robert Turbin, So.	So. Utah	2009
8-100	Michael Smith, Jr.	So. Utah	2009
24-185	Robert Turbin, So.	N.M. State	2009
19-105	Robert Turbin, So.	Fresno St.	2009
22-105	Diondre Borel, Jr.	Fresno St.	2009
24-190	Robert Turbin, So.	San José St.	2009
24-124	Robert Turbin, So.	Idaho	2009
19-114	Derrvin Speight, Sr.	N.M. State	2010
27-125	Derrvin Speight, Sr.	San José St.	2010
19-147	Kerwynn Williams, So.	Boise St.	2010
18-180	Robert Turbin, Jr.	Weber St.	2011
24-115	Robert Turbin, Jr.	Colorado St.	2011
9-123	Robert Turbin, Jr.	BYU	2011
20-111	Robert Turbin, Jr.	Wyoming	2011
16-145	Robert Turbin, Jr.	Fresno St.	2011
22-128	Robert Turbin, Jr.	San José St.	2011
24-208	Robert Turbin, Jr.	Idaho	2011
18-121	Michael Smith, Sr.	N.M. State	2011
12-157	Michael Smith, Sr.	Ohio	2011
20-101	Robert Turbin, Jr.	Ohio	2011
11-116	Joe Hill, Jr.	So. Utah	2012
21-205	Kerwynn Williams, Sr.	Colorado St.	2012
20-113	Kerwynn Williams, Sr.	UNLV	2012
15-176	Kerwynn Williams, Sr.	San José St.	2012
19-120	Kerwynn Williams, Sr.	Texas St.	2012
20-162	Kerwynn Williams, Sr.	La. Tech	2012

17-121	Chuckie Keeton, So.	La. Tech	2012
17-110	Kerwynn Williams, Sr.	Idaho	2012
18-235	Kerwynn Williams, Sr.	Toledo	2012
8-105	Joey DeMartino, Sr.	Weber St.	2013
17-120	Joey DeMartino, Sr.	San José St.	2013
12-144	Joey DeMartino, Sr.	New Mexico	2013
20-104	Joey DeMartino, Sr.	Hawai'i	2013
35-127	Joey DeMartino, Sr.	Colorado St.	2013
20-112	Joey DeMartino, Sr.	Wyoming	2013
23-143	Joey DeMartino, Sr.	No. Illinois	2013
34-145	LaJuan Hunt, Fr.	Hawai'i	2014
7-124	JoJo Natson, Jr.	San José St.	2014
16-191	Kent Myers, So.	Colorado St.	2015
22-176	Devante Mays, Jr.	Wyoming	2015
22-133	Devante Mays, Jr.	Nevada	2015
12-124	Devante Mays, Jr.	Akron	2015
18-208	Devante Mays, Sr.	Weber St.	2016
17-137	Tonny Lindsey, Jr.	Colorado St.	2016
21-168	Tonny Lindsey, Jr.	Nevada	2016
19-103	Eltoro Allen, Jr.	Idaho St.	2017
16-104	LaJuan Hunt, Sr.	UNLV	2017
14-117	LaJuan Hunt, Sr.	New Mexico	2017
13-111	LaJuan Hunt, Sr.	Hawai'i	2017
9-102	Gerold Bright, So.	Air Force	2017
20-133	LaJuan Hunt, Sr.	N.M. State	2017
14-134	Gerold Bright, Jr.	N.M. State	2018
6-107	Darwin Thompson, Jr.	Tenn. Tech	2018
11-101	Gerold Bright, Jr.	Air Force	2018
17-109	Darwin Thompson, Jr.	BYU	2018
17-109	Darwin Thompson, Jr.	Wyoming	2018
16-121	Gerold Bright, Jr.	Hawai'i	2018
13-141	Darwin Thompson, Jr.	Hawai'i	2018
15-140	Darwin Thompson, Jr.	San José St.	2018
16-103	Gerold Bright, Jr.	North Texas	2018
19-141	Jaylen Warren, Jr.	Wake Forest	2019
9-105	Jaylen Warren, Jr.	Stony Brook	2019
36-179	Gerold Bright, Sr.	Colorado St.	2019
15-126	Gerold Bright, Sr.	Nevada	2019
19-113	Gerold Bright, Sr.	New Mexico	2019
9-136	Jaylen Warren, Sr.	Fresno St.	2020
11-118	Andrew Peasley, So.	New Mexico	2020
19-132	Calvin Tyler Jr., Jr.	Air Force	2021
20-126	Calvin Tyler Jr., Jr.	Boise St.	2021
23-111	Eleylon Noa, So.	Hawai'i	2021
18-109	Calvin Tyler Jr., Jr.	Wyoming	2021
26-120	Calvin Tyler Jr., Jr.	Oregon St.	2021
33-161	Calvin Tyler Jr., Sr.	UConn	2022
18-104	Calvin Tyler Jr., Sr.	BYU	2022
19-109	Calvin Tyler Jr., Sr.	Air Force	2022
24-129	Calvin Tyler Jr., Sr.	Colorado St.	2022
25-113	Calvin Tyler Jr., Sr.	Hawai'i	2022
30-125	Calvin Tyler Jr., Sr.	San José St.	2022

100-Yard Rushing Game Leaders

- Demario Brown 21
- Abu Wilson 17
- Louie Giammona 16
- Robert Turbin 16
- Rick Parros 14

/// 300-YARD PASSING GAMES ///

Yds	C-Att	Player	Opponent	Year
323	25-38	Tony Adams, So.	Kentucky	1970
307	25-48	Tony Adams, Jr.	Utah	1971
389	28-47	Tony Adams, Jr.	Wyoming	1971
406	32-47	Tony Adams, Sr.	Idaho	1972
561	30-43	Tony Adams, Sr.	Utah	1972
315	20-27	Keith Myers, Sr.	Wyoming	1977
342	20-39	Eric Hipple, Jr.	L.B. State	1978
322	22-37	Eric Hipple, Jr.	Miami	1978
364	25-44	Eric Hipple, Sr.	San José St.	1979
358	29-49	B. Gagliano, Sr.	BYU	1980
366	25-41	D. Samuels, Sr.	San José St.	1980
316	19-31	D. Samuels, So.	BYU	1982
326	22-42	Gym Kimball, Sr.	Fresno St.	1984
340	25-48	Brett Stevens, Fr.	Fresno St.	1985
335	22-48	Brent Snyder, Jr.	Fresno St.	1987
323	22-46	Brent Snyder, Jr.	N.M. State	1987
384				



Table of individual game bests for 371-306 players, including names, years, and schools.

300-Yard Passing Game Leaders

Table listing 5 players who achieved 300-yard passing game leaders, including names and yards.

/// 100-YARD RECEIVING GAMES ///

Table of 100-yard receiving games, listing # of yards, player name, opponent, and year.

Table of individual game bests for 354-610 players, including names, years, and schools.

Table of individual game bests for 8-233-8148 players, including names, years, and schools.

100-Yard Receiving Game Leaders

Table listing 4 players who achieved 100-yard receiving game leaders, including names and yards.



## /// SEASON-BEST RUSHING YARDS ///

Senior	Year	Yards
1. Demario Brown	1999	1,536
2. Kerwynn Williams	2012	1,512
3. Louie Giammona	1975	1,454

Junior	Year	Yards
1. Louie Giammona	1974	1,534
2. Robert Turbin	2011	1,517
3. Abu Wilson	1995	1,476

Sophomore	Year	Yards
1. Rick Parros	1977	1,135
2. Profail Greer	1993	947
3. Abu Wilson	1994	822

Freshman	Year	Yards
1. Abu Wilson	1992	795
2. Demario Brown	1996	700
3. LaJuan Hunt	2014	540

## /// SEASON-BEST PASSING YARDS ///

Senior	Year	Yards
1. Jose Fuentes	2002	3,268
2. Brent Snyder	1988	3,218
3. Anthony Calvillo	1993	3,148

Junior	Year	Yards
1. Logan Bonner	2021	3,628
2. Jordan Love	2019	3,402
3. Jose Fuentes	2001	3,100

Sophomore	Year	Yards
1. Jordan Love	2017	3,567
2. Chuckie Keeton	2012	3,373
3. Jose Fuentes	2000	2,709

Freshman	Year	Yards
1. Jordan Love	2017	1,631
2. Darell Garretson	2013	1,446
3. Chuckie Keeton	2011	1,200

## /// SEASON-BEST RECEIVING YARDS ///

Senior	Year	Yards
1. Deven Thompkins	2021	1,704
2. Kevin Alexander	1995	1,400
3. Kevin Curtis	2002	1,258

Junior	Year	Yards
1. Kevin Curtis	2001	1,531
2. Nakia Jenkins	1996	1,397
3. James Murphy	1979	1,067

Sophomore	Year	Yards
1. Pat Newman	1987	665
2. Kevin Robinson	2005	661
3. Stanley Morrison	2009	616

Freshman	Year	Yards
1. Kevin Robinson	2004	602
2. Rayshad Lewis	2016	476
3. David Fiefia	2000	344

## /// GAME-BEST RUSHING YARDS ///

Senior	Opponent	Yards
1. Emmett White	Wyoming, 2001	274
2. Demario Brown	Nevada, 1999	253
3. Jay Van Noy	Arizona State, 1948	242

Junior	Opponent	Yards
1. Emmett White	N.M. State, 2000	322
2. Roger Grant	L.B. State, 1990	292
3. Rick Parros	Fresno State, 1978	252

Sophomore	Opponent	Yards
1. Profail Greer	UNLV, 1993	209
2. Abu Wilson	N.M. State, 1994	203
3. Kent Myers	Colorado St., 2015	191

Freshman	Opponent	Yards
1. Demario Brown	Boise State, 1996	166
2. Demario Brown	North Texas, 1996	165
3. Rick Parros	Weber State, 1976	164

## /// GAME-BEST PASSING YARDS ///

Senior	Opponent	Yards
1. Tony Adams	Utah, 1972	561
2. Anthony Calvillo	BYU, 1993	472
3. Jose Fuentes	Mid. Tenn., 2002	426

Junior	Opponent	Yards
1. Jose Fuentes	Weber St., 2001	437
2. Anthony Calvillo	Nevada, 1992	428
3. Jordan Love	Wake Forest, 2019	416

Sophomore	Opponent	Yards
1. Jose Fuentes	Boise State, 2000	509
2. Jordan Love	San José St., 2018	491
3. Jordan Love	New Mexico, 2018	448

Freshman	Opponent	Yards
1. Darell Garretson	Hawai'i, 2013	370
2. Brett Stevens	Fresno St., 1985	340
3. Jordan Love	UNLV, 2017	316


## /// GAME-BEST RECEIVING YARDS ///

Senior	Opponent	Yards
1. Aaron Jones	Boise State, 2000	297
2. Kevin Alexander	Pacific, 1995	243
3. Kevin Alexander	Nevada, 1995	236

Junior	Opponent	Yards
1. Kevin Curtis	Weber St., 2001	252
2. Craig Clark	Utah, 1972	224
3. Kevin Curtis	So. Florida, 2001	221

Sophomore	Opponent	Yards
1. Shawn Turner	E. Wash., 1994	197
2. Tom Larscheid	Hawai'i, 1959	172
3. Ron'quavion Tarver	Air Force, 2016	143

Freshman	Opponent	Yards
1. Kendal Smith	Fresno State, 1985	142
2. Kevin Robinson	Arkansas St., 2004	116
3. Kevin Robinson	Idaho, 2004	106
Rayshad Lewis	Colorado St., 2016	106



Rick Parros



Jose Fuentes



Kevin Alexander



/// RUSHING ///

Table with columns: Year, Name, Class, No., Yds., Avg., TD. Lists rushing leaders from 1956 to 2022.

/// PASSING ///

Table with columns: Year, Name, Class, Att., Com., Pct., Yds., TD. Lists passing leaders from 1956 to 1988.

Table with columns: Year, Name, Class, Att., Com., Pct., Yds., TD. Lists rushing leaders from 1989 to 2022.

/// RECEIVING ///

Table with columns: Year, Name, Class, No., Yds., Avg., TD. Lists receiving leaders from 1956 to 2022.





/// SCORING ///

Year	Name, Class	TD	PAT	FG	PTS
1956	Jack Hill, Sr.	15	15		105
1957	Overton Curtis, Jr.	9	6	1	63
1958	Buddy Allen, Jr.	4	1*		26
1959	Tom Larscheid, So.	10			60
1960	Tom Larscheid, Jr.	15	1*		92
1961	Tom Larscheid, Sr.	15	3*		96
1962	Jim Turner, Sr.	6	25	3	70
1963	Darell Steele, Jr.	8	2*		52
1964	Craig Murray, Jr.	7			42
1965	Roy Shivers, Jr.	16			96
1966	Eric Maughan, Sr.	5	1		31
1967	Jim Murphy, Sr.		19	8	43
1968	Altie Taylor, Sr.	12			72
1969	Jess Garcia		13	5	28
1970	John Strycula, Jr.	7	3*		48
1971	Jerry Hughes, Jr.	10			60
1972	Mickey Doyle, Sr.	1	33	10	69
1973	Jerry Cox, Jr.	10			60
1974	Al Knapp, Sr.		19	16	67
1975	Louie Giammona, Sr.	11			66
1976	Tom Mayes, Sr.		14	8	38
1977	Jimmy Bryant, Jr.	7			42
1978	Steve Steinke, So.		25	18	79
1979	Rick Parros, Sr.	15			90
1980	James Murphy, Jr.	10	1*		62
1981	Eric McPherson, Jr.	6			36
	Maurice Turner, Jr.	6			36
1982	Willie Beecher, So.		20	10	50
1983	Willie Beecher, Jr.		18	11	51
1984	Marc White, Sr.	8			48
1985	Dene Garner, So.		15	16	63
1986	Kendal Smith, So.	7			42
1987	Dene Garner, Sr.		19	12	55
1988	Kendal Smith, Sr.	12			72
1989	Russ Moody, Sr.		20	9	47
1990	Tracey Jenkins, Jr.	14			84
1991	Rod Moore, Sr.	10			60
1992	Sean Jones, Sr.		28	18	82
1993	Nathan Morreale, Fr.		33	19	90
1994	Micah Knorr, So.		18	15	63
1995	Abu Wilson, Jr.	15			90
1996	Abu Wilson, Sr.	16			96
1997	Demario Brown, So.	11			66
	Brad Bohn, Fr.		39	9	66
	Brad Bohn, So.		17	24	89
1998	Demario Brown, Sr.	15			90
2000	Emmett White, Jr.	15			90
2001	Emmett White, Sr.	16	1*		98
2002	Dane Kidman, Sr.		33	14	75
2003	David Fiefla, Sr.	8	1*		50
2004	Kevin Robinson, Fr.	6			36
2005	Kevin Robinson, So.	10			60
2006	Kevin Robinson, Jr.	5	1*		32
2007	Peter Caldwell, Fr.		25	13	64
2008	Peter Caldwell, So.		32	10	62
2009	Robert Turbin, So.	18	1*		110
2010	Peter Caldwell, Sr.		28	10	58
2011	Robert Turbin, Jr.	23			138
2012	Kerwynn Williams, Sr.	20			120
2013	Nick Diaz, Jr.		51	17	102
2014	Nick Diaz, Sr.		45	12	81
2015	Brock Warren, Jr.		39	8	63
2016	Brock Warren, Sr.		35	9	62
2017	Dominik Eberle, So.		47	18	101
2018	Dominik Eberle, Jr.		75	22	141
2019	Dominik Eberle, Sr.		45	21	108
2020	Jaylen Warren, Sr.				18
2021	Connor Coles, Sr.	3	52	20	112
2022	Connor Coles, Jr.	1	33	12	75

\*Two-Point Conversions

/// TACKLES ///

Year	Name, Class	Solo	Assists	Total
1967	Bill Staley, Sr.	99	33	132
1968	Dana Schulz	22	109	131
1969	Eugene Carrillo	33	64	97
1970	Bill Dunstan, Sr.	45	74	119
	Mike Jones, Jr.	43	76	119
1971	Tom Murphy, Sr.	35	46	81
1972	Kent Baer, Sr.	34	80	114
1973	Brian Longuevan, So.	24	56	80
1974	Brian Longuevan, Jr.	58	80	138
1975	Al Bettman, Sr.	48	92	140
1976	Del Bunselmeir, Jr.	29	61	90
1977	Dan Elder, Sr.	14	94	108
1978	Rulon Jones, Jr.	26	78	104
1979	Elwood Threlfall, Sr.	9	84	93
1980	David Bluford, So.	7	89	96
1981	Pat McKenna, Jr.	50	74	124
1982	Pat McKenna, Sr.	40	51	91
1983	Aaron Smith, Sr.	55	76	131
1984	James Jenkins, So.	40	73	113
1985	Al Smith, Jr.	57	81	138
1986	Al Smith, Sr.	69	97	166
1987	Donald Miller, Jr.	56	82	138
1988	Del Lyles, Fr.	53	70	123
1989	Kevin Bouwman, Jr.	40	74	114
1990	Del Lyles, Jr.	40	54	94
1991	Del Lyles, Sr.	55	70	125
1992	Jermaine Younger, Jr.	76	45	121
1993	Jermaine Younger, Sr.	54	54	108
1994	David Gill, So.	55	34	89

Year	Name, Class	Solo	Assists	Total
1995	David Gill, Jr.	65	103	168
1996	David Gill, Sr.	75	75	150
1997	Tony D'Amato, Jr.	75	49	124
1998	Tony D'Amato, Sr.	77	93	170
1999	Brent Passey, Jr.	75	67	142
2000	Brent Passey, Sr.	66	53	119
2001	Jesse Busta, Jr.	42	58	100
2002	Jesse Busta, Sr.	64	71	135
2003	Robert Watts, Jr.	49	69	118
2004	Robert Watts, Sr.	23	51	74
2005	Jake Hutton, Fr.	38	49	87
2006	Antonio Taylor, Jr.	43	31	74
2007	Jake Hutton, Jr.	58	44	102
2008	Jake Hutton, Sr.	50	60	110
2009	Bobby Wagner, So.	53	62	115
2010	Bobby Wagner, Jr.	61	72	133
2011	Bobby Wagner, Sr.	67	80	147
2012	Jake Doughty, Jr.	36	73	109
2013	Jake Doughty, Sr.	42	106	148
2014	Zach Vigil, Sr.	79	77	156
2015	Nick Vigil, Jr.	68	76	144
2016	Anthony Williams, Sr.	48	48	96
2017	Suli Tamaivena, Jr.	43	68	111
2018	David Woodward, So.	52	82	134
2019	Troy Lefeged, Jr.	49	55	104
2020	AJ Vongphachanh, So.	27	23	50
2021	Justin Rice, Sr.	61	63	124
2022	AJ Vongphachanh, Sr.	36	65	101

/// INTERCEPTIONS ///

Year	Name, Class	No.	Yds.	TD
1959	Mel Montalbo, So.	2	54	0
1960	Tom Larscheid, Jr.	3	25	0
1961	Terry Cogaanan, Jr.	4	30	0
1962	Steve Shafer, Sr.	6	82	0
1963	Bob Umemura, Jr.	4	63	0
1964	James Mackbee, Jr.	4	82	2
1965	Henry King, Jr.	7	193	1
1966	Henry King, Sr.	11	180	2
1967	Chuck Myrick, Jr.	5	69	0
1968	Chuck Detwiler, Sr.	6	56	0
1969	Tyrone Couey	4	36	0
1970	Wendell Brooks, Jr.	4	100	0
1971	Wendell Brooks, Sr.	6	77	0
1972	Phil Shelley, Sr.	4	119	0
1973	Robert Fuhriman, Sr.	8	125	1
1974	Pete Lavarato, Sr.	5	52	0
1975	Steve Coleman, Jr.	3	33	0
1976	John Dodge, Sr.	3	75	1
1977	Ron McCloud, Jr.	5	46	0
1978	Donnie Henderson, Jr.	3	27	0
1979	Donnie Henderson, Sr.	3	45	0
1980	Kevin Brady, Jr.	5	109	1
1981	Larry Hogue, Sr.	5	15	0
1982	Patrick Allen, Jr.	5	1	0
1983	Ferrante Grantham, Sr.	3	40	0
1984	Dale Ephriam, Sr.	4	0	0
1985	Ed Berry, Sr.	3	37	0
1986	Darrin Long, Jr.	6	71	0
1987	Tony Brown, Sr.	3	12	0
1988	Travis Clark, Jr.	5	28	0
1989	Travis Clark, Sr.	4	21	0
1990	Damon Smith, Fr.	5	9	0
1991	Ron Edwards, Sr.	7	146	2
1992	Donald Toomer, So.	6	21	0
1993	Damon Smith, Sr.	5	5	0
1994	Paul Gustafson, Sr.	5	8	0
	Donald Toomer, Sr.	5	5	0
1995	Craig Miller, Fr.	4	122	1
	Spencer Waggoner, Jr.	4	71	0
1996	Dwayne Nelson, Sr.	4	5	0
1997	Johndale Carty, Jr.	6	39	0
1998	Tony Walker, Fr.	2	33	0
1999	Four with	2		
2000	Four with	2		
2001	Nathan Barber, Sr.	4	38	0
2002	Seven with	1		
2003	Terrance Washington, Fr.	5	61	0
2004	Cornelius Lamb, Jr.	3	62	0
2005	Jarrett Bush, Sr.	2	0	0
	Terrance Washington, Jr.	2	3	0
2006	Caleb Taylor, So.	2	10	0
2007	James Brindley, So.	3	96	0
	Roy Hurst, Jr.	3	32	0
2008	James Brindley, Jr.	3	90	0
2009	James Brindley, Sr.	3	24	0
2010	Quinton Byrd, So.	3	0	0
	Rajiric Coleman, Sr.	3	8	0
2011	Bobby Wagner, Sr.	2	19	0
2012	Will Davis, Sr.	5	100	1
2013	Brian Suite, Jr.	5	0	0
2014	Frankie Sutura, Sr.	7	96	0
2015	Devin Centers, Jr.	3	39	0
	Jalen Davis, So.	3	20	0
2016	Dallin Leavitt, Jr.	3	7	0
2017	Jalen Davis, Sr.	5	120	3
2018	Aaron Wade, Sr.	4	96	1
	DJ Williams, Jr.	4	31	0
2019	Shaq Bond, Jr.	3	82	1
2020	Shaq Bond, Sr.	1	11	0
	Luke Marion, Fr.	1	0	0
2021	Shaq Bond, Sr.	3	0	0
	Ajani Carter, Jr.	3	45	0
	Justin Rice, Jr.	3	54	0
2022	Ike Larsen, R-Fr.	4	60	1



**/// PUNT RETURNS ///**

Year	Name, Class	No.	Yds.	Avg.	TD
1957	Jerry Pelovsky, So.	6	84	14.0	0
1958	Buddy Allen, Jr.	10	129	12.9	0
1959	Tom Larscheid, So.	8	105	13.1	0
1960	Tom Larscheid, Jr.	7	122	17.4	0
1961	Tom Larscheid, Sr.	12	281	23.4	2
1962	Darrell Roberts, Sr.	16	333	20.8	0
1963	Larry Bryan, Sr.	11	106	9.5	0
1964	Eric Maughan, So.	8	66	8.3	0
1965	Roy Shivers, Jr.	9	179	19.9	0
1966	Altie Taylor, So.	18	185	10.3	0
1967	Bob Peters, Jr.	21	164	7.8	0
1968	Altie Taylor, So.	20	295	14.8	1
1969	John Strycula	8	153	19.1	1
1970	Bob Wicks, Jr.	16	279	17.4	2
1971	Bob Wicks, Sr.	12	142	11.8	1
1972	Tom Forzani, Sr.	20	123	6.2	0
1973	Kelley Deist, Jr.	8	90	11.3	0
1974	Kelley Deist, Sr.	22	187	8.5	0
1975	Louie Giammona, Sr.	18	124	6.9	0
1976	Dan Cox, Sr.	10	75	7.5	0
1977	Jimmy Bryant, Jr.	18	226	12.6	0
1978	Jimmy Bryant, Sr.	23	216	9.3	0
1979	Stacy Colbert, Jr.	20	185	9.2	0
1980	Stacy Colbert, Sr.	19	177	9.3	0
1981	Fred Fernandes, So.	28	344	12.3	2
1982	Fred Fernandes, Jr.	22	167	7.6	0
1983	Fred Fernandes, Sr.	30	280	9.3	0
1984	Ray Farris, So.	8	45	5.6	0
1985	Ray Farris, Jr.	12	146	12.2	0
1986	Kendal Smith, So.	31	183	5.9	0
1987	Kendal Smith, Jr.	26	293	11.3	1
1988	Kendal Smith, Sr.	13	141	10.8	1
1989	Patrick Newman, Sr.	12	94	7.8	0
1990	Rod Moore, Jr.	21	119	5.7	0
1991	Floyd Foreman, Sr.	12	86	7.2	0
1992	Greg Watts, Sr.	22	179	8.1	0
1993	James Dye, So.	21	256	12.2	1
1994	Kevin Alexander, Jr.	14	203	14.5	1
1995	Jason Bandy, Jr.	19	177	9.3	1
1996	Jason Bandy, Sr.	20	124	6.2	0
1997	Steve Smith, Sr.	22	344	15.6	2
1998	Tony Walker, Fr.	42	347	8.3	0
1999	Emmett White, So.	24	361	15.0	0
2000	Emmett White, Jr.	21	183	8.7	0
2001	Emmett White, Sr.	16	125	7.8	0
2002	David Fiefla, Jr.	11	100	9.1	0
2003	David Fiefla, Sr.	22	240	10.9	0
2004	Kevin Robinson, Fr.	17	382	22.5	2
2005	Kevin Robinson, So.	27	270	10.0	1
2006	Kevin Robinson, Jr.	14	74	5.3	0
2007	Kevin Robinson, Sr.	20	378	18.9	1
2008	Kejon Murphy, Jr.	11	97	8.8	0
2009	Kejon Murphy, Sr.	9	46	5.1	0
2010	Stanley Morrison, So.	9	72	8.0	0
2011	Eric Moats, Jr.	12	35	2.9	0
2012	Kerwynn Williams, Jr.	7	98	14.0	0
2013	Cameron Webb, Sr.	26	228	8.8	0
2014	JoJo Natson, So.	31	351	11.3	2
2015	JoJo Natson, Jr.	25	292	11.7	2
2016	Andrew Rodriguez, Jr.	26	258	9.9	1
2017	Andrew Rodriguez, Sr.	17	99	5.8	0
2018	Jordan Nathan, Fr.	23	196	8.5	0
2019	Jordan Nathan, So.	20	166	8.3	1
2020	Jordan Nathan, Jr.	11	93	8.5	0
2021	Jordan Nathan, Sr.	5	22	4.4	0
2022	Jordan Nathan, Gr.	14	121	8.6	0
2022	Cooper Jones, Sr.	20	131	6.6	0

**/// KICKOFF RETURNS ///**

Year	Name, Class	No.	Yds.	Avg.	TD
1957	Overton Curtis, Jr.	23	695	30.2	0
1958	Overton Curtis, Sr.	9	296	32.8	0
1959	Buddy Allen, Sr.	10	219	21.9	0
1960	Tom Larscheid, Jr.	7	253	36.1	1
1961	Tom Larscheid, Sr.	5	115	23.0	0
1962	Darrell Roberts, Sr.	9	245	27.2	0
1963	Larry Bryan, Sr.	7	173	24.7	0
1964	Dave Clark, So.	9	225	25.0	0
1965	Roy Shivers, Jr.	7	140	20.0	0
1966	Altie Taylor, So.	14	348	24.9	0
1967	Altie Taylor, Jr.	15	478	31.9	0
1968	Altie Taylor, Sr.	11	344	31.3	1
1969	Dale Washburn, Jr.	11	212	19.3	0
1970	Jerry Holmes, So.	11	179	16.3	0
1971	Jerry Hughes, Jr.	18	375	20.8	0
1972	Kelley Deist, So.	11	232	21.1	0
1973	Louie Giammona, So.	21	542	25.8	0
1974	Louie Giammona, Jr.	17	335	20.9	0
1975	Louie Giammona, Sr.	20	434	21.7	0
1976	Dan Cox, Sr.	15	318	21.2	0
1977	Jimmy Bryant, Jr.	17	301	17.7	0
1978	Jimmy Bryant, Sr.	20	551	27.5	1
1979	Rob Robinson, Sr.	13	289	20.6	0
1980	Stacy Colbert, Sr.	19	404	21.3	0
1981	Nate Jones, Jr.	10	218	21.8	0
1982	Paul Jones, So.	18	355	19.7	0
1983	Paul Jones, Jr.	10	212	21.2	0
1984	Percy Jackson, Jr.	11	208	18.9	0
1985	Willie Clark, Jr.	15	348	23.2	0
1986	Kendal Smith, So.	37	735	19.8	0
1987	Brett Payne, So.	21	545	26.0	0
1988	Kendal Smith, Sr.	26	524	20.2	0

Year	Name, Class	No.	Yds.	Avg.	TD
1989	Patrick Newman, Sr.	29	500	17.2	0
1990	Dexter Pointer, Jr.	30	769	25.6	0
1991	Floyd Foreman, Sr.	27	730	27.0	0
1992	Damon Smith, Jr.	8	157	19.6	0
1993	James Dye, So.	17	352	20.7	0
1994	Kevin Alexander, Jr.	19	403	21.2	1
1995	Abu Wilson, Jr.	9	153	17.0	0
1996	Steve Smith, Jr.	17	308	18.1	0
1997	Steve Smith, Sr.	22	439	20.0	0
1998	Tony Walker, Fr.	14	355	25.4	0
1999	Emmett White, So.	17	407	23.9	0
2000	Emmett White, Jr.	22	531	24.1	0
2001	Roger Fernandez, Fr.	34	774	22.8	0
2002	Jerome Dennis, So.	14	388	27.7	0
2003	Joe Killpack, Fr.	11	246	22.4	0
2004	Kevin Robinson, Fr.	13	326	25.1	1
2005	Tony Pennyman, Jr.	23	675	29.3	2
2006	Kevin Robinson, Jr.	31	641	20.7	0
2007	Kevin Robinson, Sr.	43	1260	29.3	3
2008	Kejon Murphy, Jr.	17	417	24.2	0
2009	Kerwynn Williams, Fr.	45	1131	25.1	0
2010	Kerwynn Williams, So.	53	1444	27.2	1
2011	Kerwynn Williams, Jr.	36	817	22.7	0
2012	Chuck Jacobs, Sr.	24	579	24.1	0
2013	Tay Glover-Wright, Sr.	19	429	22.6	0
2014	Kennedy Williams, So.	14	303	21.6	0
2015	Kennedy Williams, Jr.	12	367	30.6	0
2016	Marquan Ellison, Sr.	8	205	25.6	0
2017	Savon Scarver, Fr.	26	625	24.0	1
2018	Savon Scarver, So.	22	742	33.7	2
2019	Savon Scarver, Jr.	22	613	27.9	2
2020	Savon Scarver, Sr.	10	314	31.4	1
2021	Savon Scarver, Gr.	27	641	23.7	1
2022	Terrell Vaughn, Jr.	19	503	26.5	1

**/// PUNTING ///**

Year	Name, Class	No.	Yds.	Avg.
1956	Jack Hill	29	1195	41.2
1957	Pete Lenotti, Jr.	23	1056	40.6
1958	Pete Lenotti, Sr.	50	1824	36.4
1959	Lamont Miller, So.	28	1246	44.5
1960	Lamont Miller, Jr.	12	433	36.1
1961	Jim Turner, Jr.	35	1172	33.4
1962	Jim Turner, Sr.	25	951	38.0
1963	Roger Foulk, Sr.	34	1347	39.6
1964	Rudy Curinga, Jr.	30	1203	40.1
1965	Rudy Curinga, Sr.	23	987	42.9
1966	Ron Stewart, Sr.	65	2509	38.6
1967	Joe Forzani, Sr.	55	2193	39.9
1968	Tom Weyerts	72	2831	39.3
1969	Jess Garcia	87	3643	41.9
1970	Mickey Doyle, So.	72	2599	36.1
1971	Michael Childers, Jr.	37	1469	39.7
1972	Steve Hall, Jr.	27	1040	38.5
1973	Gunther Gutierrez, Sr.	52	2093	40.3
1974	Al Knapp, Sr.	70	2691	38.4
1975	Don Schnell, So.	56	2029	36.2
1976	John Dodge, Sr.	35	1386	39.6
1977	Butch Schnell, Sr.	49	2010	41.0
1978	Guy McClure, Fr.	55	2367	43.0
1979	Guy McClure, So.	55	2263	41.1
1980	Guy McClure, Jr.	71	2936	41.4
1981	Guy McClure, Sr.	62	2758	44.5
1982	Dale Money, Sr.	68	2859	42.0
1983	Russell Griffith, Fr.	75	3132	41.8
1984	Brent Bartz, Jr.	65	2551	39.2
1985	Brent Bartz, Sr.	75	2983	39.8
1986	Herik Mandel, Jr.	70	3004	42.9
1987	Louie Aguiar, Jr.	56	2395	42.8
1988	Louie Aguiar, Sr.	60	2546	42.4
1989	Rusty Carlsen, So.	79	3212	40.7
1990	Rusty Carlsen, Jr.	47	1983	42.2
1991	Rusty Carlsen, Sr.	57	2435	42.7
1992	Doug Beach, Sr.	67	2403	35.9
1993	Micah Knorr, Fr.	33	1274	38.6
1994	Nathan Morreale, So.	72	2824	39.2
1995	Nathan Morreale, Jr.	66	2636	39.9
1996	Nathan Morreale, Sr.	52	2152	41.4
1997	Jerry Arguello, Jr.	53	2374	44.8
1998	Jerry Arguello, Sr.	58	2447	42.2
1999	Steve Mullins, Fr.	51	2155	42.3
2000	Steve Mullins, So.	64	2647	41.4
2001	Steve Mullins, Jr.	50	2241	44.8
2002	Steve Mullins, Sr.	63	2500	39.7
2003	Ben Chaet, So.	71	2860	40.3
2004	Ben Chaet, Jr.	25	1109	44.3
2005	Justin Hamblin, Jr.	60	2234	37.2
2006	Leon Jackson III, Jr.	74	2791	37.7
2007	Leon Jackson III, Sr.	62	2558	41.3
2008	Peter Caldwell, So.	65	2723	41.9
2009	Peter Caldwell, Jr.	69	2914	42.2
2010	Peter Caldwell, Sr.	57	2378	41.7
2011	Tyler Bennett, Jr.	58	2542	43.8
2012	Tyler Bennett, Sr.	61	2557	41.9
2013	Jaron Bentrude, Jr.	73	2903	39.8
2014	Jaron Bentrude, Sr.	83	3385	40.8
2015	Aaron Dalton, R-Fr.	72	2974	41.3
2016	Aaron Dalton, So.	62	2348	37.9
2017	Aaron Dalton, Jr.	76	3193	42.0
2018	Taylor Hintze, Jr.	46	1851	40.2
2019	Christopher Bartolic, Jr.	44	1800	40.9
2020	Stephen Kotsanlee, Fr.	37	1507	40.7
2021	Stephen Kotsanlee, So.	53	2251	42.5
2022	Stephen Kotsanlee, Jr.	67	2906	43.4



# YEAR-BY-YEAR OFFENSIVE STATS



Year	/// RUSHING ///					/// PASSING ///					/// TOTAL OFFENSE ///				/// SCORING ///					
	G	FD	No	Yds	Avg	TD	Att	Com	Int	Yds	Avg	TD	No	Yds	Avg.	TD	FG	PAT	Pts	Avg
1957	10	135	407	1263	126.3	—	205	99	12	1194	119.4	8	612	2457	245.7	23	1	12-23	153	15.3
1958	10	143	489	1668	166.8	—	156	65	11	893	89.3	3	645	2561	256.1	18	—	5-11	123	12.3
1959	11	157	534	2371	215.5	17	126	51	14	933	84.8	8	660	3304	300.3	26	0	20-26	181	16.4
1960	10	170	553	3120	312.0	29	84	37	6	624	62.4	7	637	3744	374.4	37	2	26-37	261	26.1
1961	10	187	534	2808	280.8	39	135	61	7	1093	109.3	13	669	3901	390.1	55	2-4	42-55	387	38.7
1962	10	192	538	2364	236.4	28	163	84	12	1071	107.1	7	701	3435	343.5	—	—	—	273	27.3
1963	10	192	428	2101	210.0	32	241	133	7	1852	185.2	14	669	3953	395.3	—	—	—	317	31.7
1964	10	165	—	1853	185.3	—	219	98	17	1631	163.1	16	—	3484	348.4	—	—	—	294	29.4
1965	10	—	474	2025	202.5	—	219	109	11	1538	153.8	16	693	3563	356.3	40	1-9	28-40	271	27.1
1966	10	—	499	1958	195.8	—	217	85	15	1026	102.6	4	716	2984	298.4	24	5-11	20-24	181	18.1
1967	10	169	512	2029	202.9	—	221	114	13	1483	148.3	12	733	3512	351.2	27	8-19	19-23	205	20.5
1968	10	188	—	1507	150.7	—	247	118	15	1947	194.7	18	781	3554	355.4	—	—	—	247	24.7
1969	10	134	465	1135	113.5	6	259	122	22	1680	168.0	9	727	2815	281.5	17	5-9	14-15	134	13.4
1970	10	178	500	1558	155.8	9	267	119	18	1540	154.0	18	767	3125	312.5	31	1-2	18-22	217	21.7
1971	11	202	520	1597	145.2	14	300	150	11	2185	218.5	15	820	3782	343.8	32	7-8	27-33	243	22.1
1972	11	242	412	1619	147.2	16	392	222	13	3164	287.6	24	804	4783	434.8	43	10-16	36-41	329	29.9
1973	11	201	609	2277	207.0	20	183	92	13	1309	119.0	7	792	3586	326.0	29	18-10	24-29	230	20.9
1974	11	208	681	2701	245.5	15	140	62	10	812	73.8	3	821	3513	319.4	19	16-24	19-19	181	16.5
1975	11	173	550	2028	184.4	16	174	84	19	1321	120.1	9	724	3349	304.5	25	6-9	24-25	193	17.5
1976	11	185	470	1281	116.5	10	302	158	19	1823	165.7	10	772	3124	284.0	21	8-16	14-19	170	15.5
1977	11	206	481	1744	158.5	8	285	163	14	2242	203.8	15	764	3986	362.4	23	8-17	13-17	177	16.1
1978	11	215	508	1775	161.4	20	302	155	17	2168	197.1	9	810	3943	358.5	31	18-24	25-25	269	24.5
1979	11	229	473	1778	161.6	23	352	197	12	2949	268.0	22	825	4727	429.7	45	10-18	41-45	347	31.5
1980	11	206	411	1332	121.1	13	376	199	17	2565	233.2	22	787	3897	354.3	37	11-20	32-37	290	26.3
1981	11	176	430	1084	98.5	7	302	142	25	1822	165.6	14	732	2906	264.2	24	10-19	—	204	18.5
1982	11	197	433	1100	100.0	6	367	190	18	2439	221.7	17	800	3539	321.4	23	10-16	20-23	191	17.4
1983	11	172	473	1193	108.5	15	303	157	14	1785	162.3	8	776	2978	270.7	23	11-15	18-19	193	17.5
1984	11	205	360	1094	99.4	12	465	224	22	2711	246.4	12	831	3805	345.9	24	8-14	21-24	196	17.8
1985	11	183	410	1350	123.0	11	383	169	29	1908	173.0	8	792	3258	296.0	19	16-20	14-	177	16.1
1986	11	117	411	765	69.5	6	294	119	19	1348	122.5	8	705	2113	192.0	16	7-16	15-	134	12.2
1987	11	195	300	792	72.0	2	448	237	16	3016	274.2	21	748	3808	346.2	24	12-17	20-	205	18.6
1988	11	—	286	562	51.1	5	455	248	21	3278	298.0	19	741	3840	349.1	25	13-16	24-	215	19.6
1989	11	187	441	1183	107.5	13	333	142	18	2019	183.5	9	774	3202	291.1	23	9-12	22-	191	17.4
1990	11	241	472	1913	173.9	17	322	163	18	2296	208.7	18	794	4209	382.6	35	14-20	35-	287	26.1
1991	11	189	400	1212	110.0	7	315	153	15	2221	202.0	17	715	3433	312.0	27	9-16	23-	219	19.9
1992	11	230	422	1491	135.5	17	427	232	14	2786	253.3	16	849	4217	388.8	36	18-24	29-36	300	27.3
1993	11	238	408	1715	155.9	17	471	247	10	3148	286.2	19	879	4863	442.1	38	19-29	35-38	321	29.2
1994	11	177	411	1119	101.7	5	383	190	15	2307	209.7	16	794	3426	311.5	23	15-20	20-23	209	19.0
1995	11	222	390	1801	163.7	22	421	228	17	2975	270.5	12	811	4776	434.2	37	12-19	30-37	293	26.6
1996	11	273	413	1661	151.0	28	422	233	23	3493	317.5	15	835	5154	468.5	43	12-21	36-43	330	30.0
1997	11	268	438	1858	168.9	28	397	200	10	3085	280.5	17	835	4943	449.4	49	9-15	42-49	370	33.6
1998	11	188	415	1130	102.7	7	396	182	12	2370	215.5	16	811	3500	318.2	24	24-28	17-20	237	21.5
1999	11	216	392	1941	176.5	15	380	177	19	2158	196.2	10	772	4099	372.6	28	13-27	23-25	234	21.3
2000	11	210	325	1323	120.3	16	425	218	9	2928	266.2	19	750	4251	386.5	36	14-20	28-31	292	26.5
2001	11	241	347	1455	132.3	16	458	270	21	3168	288.0	25	805	4623	420.3	43	7-13	36-42	316	28.7
2002	11	210	302	929	84.5	14	487	258	16	3388	308.0	21	789	4317	392.5	38	14-17	33-35	305	27.7
2003	12	225	374	1300	108.3	14	446	245	12	2904	242.0	19	820	4204	350.3	36	4-8	28-30	264	22.0
2004	11	183	358	838	76.2	7	367	210	19	2355	214.1	11	725	3193	290.3	23	8-10	16-18	184	16.7
2005	11	202	437	1287	117.0	10	307	185	8	2200	200.0	14	744	3487	317.0	27	7-17	23-26	208	18.9
2006	12	170	430	1377	114.8	6	298	155	14	1676	139.7	6	728	3053	254.4	18	2-5	14-15	130	10.8
2007	12	183	471	1499	124.9	14	272	177	9	1836	153.0	11	743	3335	277.9	30	13-21	26-28	247	20.6
2008	12	209	437	1653	137.8	18	342	193	14	2358	196.5	16	779	4011	334.2	36	12-14	32-33	288	24.0
2009	12	255	496	2311	192.6	25	376	218	4	2961	246.8	19	872	5272	439.3	44	13-21	40-41	349	29.1
2010	12	230	528	2442	168.7	24	324	172	14	2144	178.7	8	852	4168	347.3	33	11-17	33-33	264	22.0
2011	13	273	623	3675	282.7	37	290	186	6	2270	174.6	23	913	5945	457.3	60	6-11	57-60	437	33.6
2012	13	272	474	2663	204.8	30	420	285	10	3445	265.0	27	894	6108	469.8	59	14-20	56-58	454	34.9
2013	14	310	592	2493	178.1	21	481	297	10	3268	233.4	30	1073	5761	411.5	56	18-26	53-54	445	31.8
2014	14	243	512	2521	180.1	22	389	243	11	2782	198.7	20	901	5303	378.8	49	12-21	45-49	377	26.9
2015	13	252	481	2146	165.1	22	403	229	10	2672	205.5	21	884	4818	370.6	49	11-17	46-49	377	29.0
2016	12	227	411	2046	170.5	25	382	220	9	2469	205.8	10	793	4515	376.2	36	12-17	35-36	287	23.9
2017	13	248	485	2228	171.4	24	435	254	13	2938	226.0	17	920	5166	397.4	48	19-25	47-47	392	30.2
2018	13	303	480	2641	203.2	37	465	303	6	3825	294.2	32	945	6466	497.4	79	22-28	78-78	618	47.5
2019	13	289	461	1979	152.2	18	504	315	18	3628	261.7	22	965	5607	431.3	45	21-24	45-45	380	29.2
2020	6	82	192	840	140.0	4	170	89	5	815	135.8	6	362	1655	275.8	12	3-3	10-12	93	15.5
2021	14	334	564	2004	143.1	13	503	303	15	4248	303.4	41	1067	6252	446.6	56	20-29	52-54	456	32.6
2022	13	258	550	2071	159.3	14	398	230	21	2537	195.2	18	948	4608	354.5	36	12-17	33-33	289	22.2

### /// TOP FIVE SEASONS ///

**Rushing**  
312.0, 1960  
282.7, 2011  
280.8, 1961  
245.5, 1974  
236.4



# YEAR-BY-YEAR DEFENSIVE STATS

Year	/// RUSHING ///					/// PASSING ///					/// TOTAL OFFENSE ///				/// SCORING ///					
	G	FD	No	Yds	Avg	TD	Att	Com	Int	Yds	Avg	TD	No	Yds	Avg.	TD	FG	PAT	Pts	Avg
1957	10	144	451	1784	178.4	—	159	83	11	1435	143.5	11	610	3299	329.9	—	0	—	255	25.5
1958	10	147	475	2006	200.6	—	143	70	10	904	90.4	5	618	2910	291	28	0	16-27	188	18.8
1959	11	187	538	2156	196	20	189	79	15	1201	109.2	7	727	3357	305.1	27	1	16-27	185	16.8
1960	10	111	369	847	84.7	5	197	92	13	1098	109.8	4	566	1945	194.5	10	0	4-9	65	6.5
1961	10	84	325	508	50.8	3	185	74	17	886	88.6	6	510	1394	139.4	11	1-1	6-11	78	7.8
1962	10	133	396	1463	146.3	10	176	74	15	1132	113.2	11	572	2595	259.5	—	—	—	139	13.9
1963	10	121	403	932	93.2	8	196	84	9	993	99.3	6	599	1925	192.5	—	—	—	99	9.9
1964	10	132	—	1273	127.3	—	172	82	16	1113	111.3	12	—	2386	238.6	—	—	—	136	13.6
1965	10	—	—	839	83.9	—	283	113	26	1506	150.6	12	—	2345	234.5	—	—	—	136	13.6
1966	10	—	—	828	82.8	—	290	133	24	1525	152.5	12	—	2363	236.3	—	—	—	163	16.3
1967	—	—	—	—	—	—	—	—	—	—	—	—	—	—	—	—	—	—	—	—
1968	10	144	—	1004	100.4	—	283	115	15	1527	152.7	8	711	2531	253.1	—	—	—	142	14.2
1969	10	152	—	1507	150.7	—	261	123	15	1867	186.7	17	698	3374	337.4	—	—	—	250	25.0
1970	10	188	514	1869	186.9	21	270	117	13	1549	154.9	4	784	3418	341.8	—	—	—	225	22.5
1971	11	206	463	1409	128.1	8	339	158	30	2032	184.7	13	802	3441	312.8	24	5-15	20-24	183	16.6
1972	11	224	574	2204	200.4	22	295	141	13	1924	174.9	5	869	4118	374.4	28	13-23	22-28	230	20.9
1973	11	175	491	2007	182.5	17	247	118	25	1510	137.3	8	739	3518	319.8	27	5-12	23-26	202	18.4
1974	11	180	532	2166	196.9	16	227	110	19	1427	129.7	4	758	3573	324.8	24	10-18	19-21	199	18.1
1975	11	206	574	2153	195.7	23	236	125	14	1487	135.2	9	810	3640	330.9	32	7-14	26-32	240	21.8
1976	11	210	526	2201	200.1	17	237	133	16	1742	158.4	13	763	3943	358.5	33	12-20	27-33	263	23.9
1977	11	231	526	2178	198.0	19	298	174	15	1975	179.5	12	821	4153	377.5	31	12-20	25-31	249	22.6
1978	11	179	515	1695	154.1	14	279	140	17	1929	175.4	12	794	3624	329.5	28	6-9	24-28	214	19.5
1979	11	211	448	1835	166.8	19	314	164	19	2350	231.6	16	758	4195	381.3	37	4-7	32-38	270	24.5
1980	11	214	480	1459	132.6	14	378	193	24	2696	245.1	18	858	4155	377.7	33	8-18	32-34	255	23.1
1981	11	197	451	1278	116.2	13	365	171	22	2342	212.9	12	816	3620	329.1	27	6-15	—	210	19.1
1982	11	195	418	1550	140.9	17	375	172	13	2325	211.4	15	793	3875	352.2	32	13-18	—	262	23.8
1983	11	204	432	1504	136.7	10	357	169	14	2192	199.3	12	791	3696	336.0	24	17-29	19-24	214	19.5
1984	11	259	488	2158	196.2	28	345	194	13	2913	264.8	23	833	5071	461.0	51	12-15	46-51	390	35.4
1985	11	218	434	1264	115.0	19	375	217	16	2677	243.0	15	809	3941	358.0	41	12-18	35-	319	29.0
1986	11	186	506	1525	138.6	12	344	191	24	2062	187.4	12	850	3587	326.0	29	14-23	25-	243	22.1
1987	11	269	512	2296	208.7	20	388	225	12	2651	241.0	12	900	4947	449.7	37	16-19	33-	306	27.8
1988	11	265	507	2550	231.8	27	355	208	15	3016	274.0	18	862	5566	506.0	47	11-20	42-	362	32.9
1989	11	261	430	2234	203.1	22	366	219	11	2894	263.1	19	796	5128	466.2	39	8-15	40-	355	32.3
1990	11	266	436	1707	155.2	15	410	226	18	2951	268.3	23	846	4658	423.5	39	13-17	37-	310	28.2
1991	11	258	495	2212	201.0	21	349	201	19	2474	225.0	11	844	4686	426.0	33	13-19	28-	265	24.1
1992	11	212	428	1624	147.6	18	369	181	20	2593	235.7	22	797	4217	383.4	44	5-12	42-44	328	29.8
1993	11	210	421	1395	126.8	20	388	193	19	3307	300.6	20	809	4702	427.5	41	12-17	38-41	321	29.1
1994	11	219	431	1723	156.6	18	365	185	19	2484	225.8	19	804	4207	382.5	40	12-16	36-40	313	28.5
1995	11	223	469	1783	162.1	16	353	170	12	2324	211.3	14	822	4107	373.4	36	11-17	34-36	287	26.1
1996	11	240	445	1841	167.4	18	357	187	14	2491	226.5	22	802	4332	393.8	44	12-18	40-43	339	30.8
1997	11	236	435	1272	115.6	14	389	205	14	2763	251.2	17	824	4035	366.8	32	12-20	30-32	261	23.7
1998	11	186	445	1357	123.4	18	342	172	6	2162	196.5	13	787	3519	319.9	37	18-22	27-33	309	28.1
1999	11	227	449	1759	159.9	14	355	190	10	2526	229.6	21	804	4285	389.5	37	14-19	37-37	301	27.4
2000	11	241	489	2164	196.7	22	358	201	11	2812	255.6	19	847	4976	452.4	45	14-20	40-42	356	32.3
2001	11	252	418	1948	177.1	22	403	220	10	3137	285.2	25	821	5085	462.3	54	15-19	51-54	421	38.3
2002	11	246	509	2583	234.8	30	332	178	7	2599	236.3	22	841	5182	471.1	57	13-18	51-54	432	39.3
2003	12	248	563	2008	167.3	24	348	188	14	2313	192.8	14	911	4321	360.1	39	17-18	30-36	315	26.3
2004	11	220	474	2111	191.9	23	281	174	13	2228	202.5	15	755	4339	394.5	44	9-12	40-41	333	30.3
2005	11	239	405	1585	144.1	20	370	230	7	2877	261.5	24	775	4462	405.6	45	14-22	44-45	360	32.7
2006	12	253	444	2242	186.8	22	313	201	6	2990	249.2	33	757	5232	436.0	62	9-14	61-62	462	38.5
2007	12	285	482	2577	196.2	25	387	268	15	3050	254.2	21	869	5404	450.3	51	17-21	47-48	406	33.8
2008	12	416	432	1939	161.6	22	420	270	12	3013	251.1	24	852	4952	412.7	53	15-21	51-53	416	34.7
2009	12	268	466	2466	205.5	25	376	214	12	2995	249.6	28	858	5461	455.1	54	9-12	51-51	408	34.0
2010	12	266	438	2327	179.2	30	410	235	13	2995	249.6	20	848	5146	428.8	52	13-17	50-51	405	33.8
2011	13	284	480	2029	127.8	22	474	287	4	3100	238.5	17	954	4761	366.2	45	16-21	41-42	363	27.9
2012	13	240	493	1479	113.8	6	475	257	14	2708	208.3	12	968	4187	322.1	21	19-24	17-19	200	15.4
2013	14	258	535	1494	106.7	9	483	261	17	3138	224.1	17	1018	4632	330.9	28	15-20	26-27	239	17.1
2014	14	267	558	1830	130.7	16	489	265	19	3155	225.4	16	1047	4985	356.1	33	15-21	31-33	276	19.7
2015	13	229	552	1975	151.9	27	339	183	10	2347	180.5	16	891	4322	332.5	45	12-13	39-43	347	26.7
2016	12	257	558	2440	203.3	19	314	181	7	2118	176.5	20	872	4558	379.8	43	17-20	41-41	352	29.3
2017	13	276	626	2813	216.4	20	376	209	13	2372	182.5	17	1002	5185	398.8	43	16-19	40-41	350	26.9
2018	13	254	531	1859	143.0	12	455	244	22	3074	236.5	18	986	4933	379.5	33	19-25	24-26	289	22.2
2019	13	304	611	2625	201.9	29	405	241	11	3102	238.6	20	1016	5727	440.5	53	10-13	49-52	399	30.7
2020	6	156	252	1348	224.7	14	192	130	2	1564	260.7	14	444	2912	485.3	28	5-7	28-28	211	35.2
2021	14	287	516	2265	161.8	20	430	268	12	3233	230.9	16	946	5498	392.7	39	23-30	37-37	342	24.4
2022	13	278	530	2524	194.2	19	372	204	11	2665	205.0	27	902	5189	399.2	49	20-26	45-46	405	31.2


### /// TOP FIVE SEASONS ///

**Rushing**  
50.8, 1961  
82.8, 1966  
83.9, 1965  
84.7, 1960  
93.2, 1963


**Passing**  
88.6, 1961  
90.4, 1958  
99.3, 1963  
109.2, 1




/// FIRST-TEAM ALL-AMERICANS ///




**Elmer "Bear" Ward**  
1934




**Kent Ryan**  
1936




**Merlin Olsen**  
1960, 1961




**Henry King**  
1966



**Bill Staley**  
1967



**Phil Olsen**  
1969



**Rulon Jones**  
1979



**Kevin Robinson**  
2007



**Jalen Davis**  
2017



**Savon Scarver**  
2018



**David Woodward**  
2018

/// ALL-AMERICANS ///

**Consensus All-Americans**

- 1961 Merlin Olsen, DL
- 1969 Phil Olsen, DL
- 2018 Savon Scarver, KR

**All-Americans**

- 1934 Elmer "Bear" Ward, C 1st NEA
- 1936 Kent Ryan, HB 1st AA
- 1957 Gary Kapp 2nd INS
- 1960 Merlin Olsen, T 1st FW/MV/NE
- Tom Larscheid, HB HM FC
- 1961 Merlin Olsen, T 1st AP/UPI/FW/HAF/MV/NEA
- Tom Larscheid, HB HM CP
- 1962 Lionel Aldridge, DL HM AP
- 1965 Roy Shivers, RB HM CP/NEA
- 1966 Henry King, DB 1st SN
- 2nd NEA
- HM CP
- Spain Musgrove, DL HM SN
- 1967 Bill Staley, DL 1st CP/TM/SN
- 2nd UPI/NYN
- 1968 Phil Olsen, DL HM AP/UPI
- Mike O'Shea, WR HM AP
- 1969 Phil Olsen, DE 1st AP/UPI/CP/FW/NEA/SN/WCFF
- 2nd NYN
- 1972 Tony Adams, QB 2nd AP
- Tom Forzani, WR HM AP
- 1973 Dave Manning, OL 2nd AP
- 1974 Louie Giammona, RB 2nd UPI
- 3rd AP
- HM SN
- 1977 Jim Hough, G 2nd AP
- 1978 Jimmy Bryant, WR HM AP/SN
- Rick Parros, RB HM AP
- 1979 Rulon Jones, DL 1st SN
- 2nd NEA
- HM SN
- 1985 Al Smith, LB HM AP
- 1986 Mark Mraz, DL HM AP
- Al Smith, LB HM AP
- 1988 Kendal Smith, WR 3rd AP
- Jerry Brown, G HM AP
- Brent Snyder, QB HM AP
- Brian Hunsaker, DL HM AP
- Travis Clark, DB HM AP
- 1995 Kevin Alexander, WR HM UPI
- Abu Wilson, RB HM UPI
- 1997 Ben Crosland, DE HM SN
- 2000 Emmett White, AP 3rd AP
- 2001 Kevin Curtis, WR 3rd AP
- Steve Mullins, P HM FN
- 2003 Chris Cooley, TE HM SI

- 2007 Kevin Robinson, KR 1st CBS
- 2nd WCFF
- SI/PS
- RI
- 2012 Will Davis, CB 3rd CBSS
- 3rd PS
- 4th SI
- HM SI
- Kerwynn Williams, RB HM
- 2013 Tyler Larsen, C 2nd USATS
- Nevin Lawson, CB 3rd CSM
- 2014 Zach Vigil, LB 2nd USATS
- 3rd PS
- 4th AS
- HM SI
- PS
- 2015 Kyler Fackrell, LB 4th WCFF
- 2017 Jalen Davis, CB 1st AP
- 2nd FW
- 2nd PS
- Dominik Eberle, PK 3rd PS
- HM SB
- 2018 Savon Scarver, KR 1st WCFF
- 1st FWAA
- 1st PS
- 2nd AFCA
- David Woodward, LB 1st PFF
- 3rd AP
- 2019 Dominik Eberle, PK HM PFF
- 2021 Deven Thompkins, AP 3rd AP
- 2022 Hunter Reynolds, S HM PFF

**Freshman All-Americans**

- 2004 Kevin Robinson, KOR - SN
- 2012 Kyler Fackrell, LB - FWAA
- 2014 Jalen Davis, CB - 247S
- 2022 Ike Larsen, S HM CFN

**Key to Abbreviations:**

AA-All-America Board; AP-Associated Press; AS-Athlon Sports; CBS-CBSsportsline; CBSS-CBSS-sports.com; CP-Central Press; CSM-College Sports Madness; FC-American Football Coaches Association; CFN-College Football News; FWAA-Football Writers Association of American (Look Magazine, 1946-71); HAF-Helms Athletic Foundation; INS-International News Service; MV-Movietone News; NEA-Newspaper Enterprise of America; NYN-New York Daily News; PFF-ProFootballFocus; PS-Phil Steele; RI-rivals.com; SB-SB Nation; SI-Sports Illustrated.com; SN-The Sporting News; TM-Time Magazine; UPI-United Press International; USATS-USA Today Sports; WCFF-Walter Camp Football Foundation; 247S-247Sports.

/// AWARD WINNERS ///

**OUTLAND TROPHY WINNER**

- 1961 Merlin Olsen

**COLLEGE HALL OF FAME**

- Dick Romney - Coach (1954)
- Merlin Olsen (1980)\*
- John Ralston - Coach (1992)

**NCAA POSTGRADUATE SCHOLARSHIP**

- 1967 Ronnie Edwards
- 1968 Garth Hall
- 1970 Gary Anderson
- 1976 Randy Stockham

**NFF NATIONAL SCHOLAR-ATHLETES**

- 1961 Merlin Olsen
- 1971 Dennis Ferguson
- 1975 Randy Stockham

**ACADEMIC ALL-AMERICA**

- 1961 Merlin Olsen\*
- 1969 Gary Anderson
- 1970 Dennis Ferguson
- 1974 Randy Stockham
- 1975 Randy Stockham
- 1981 Mike Perko
- 1991 Steve Neeleman
- 2012 McKade Brady
- 2020 Nick Heninger

**COSIDA ACADEMIC HALL OF FAME**

Merlin Olsen \* (First Class Inducted, 1988)  
\* = Merlin Olsen is one of 17 in both National Football Foundation Athletic & Academic Hall of Fame

**THE JET AWARD**

- 2018 Savon Scarver

**BOWL MVP AWARDS**

- 1993 Anthony Calvillo, Las Vegas
- 1997 Steve Smith, Humanitarian
- 2011 Michael Smith, Famous Idaho Potato
- 2012 Kerwynn Williams, Famous Idaho Potato
- 2013 Joey DeMartino, Poinsettia (Off. MVP)
- Jake Doughty, Poinsettia (Def. MVP)
- 2014 Kent Myers, New Mexico (Off. MVP)
- Zach Vigil, New Mexico (Def. MVP)
- 2018 Jordan Love, New Mexico (Off. MVP)
- DJ Williams, New Mexico (Def. MVP)
- 2021 Deven Thompkins, LA (Off. MVP)
- Nick Heninger, LA (Def. MVP)



**/// AGGIES IN ALL-STAR GAMES ///**
**U.S. Bowl**

1962 Clyde Brock

**All-America Bowl**

 1969 Chuck Detwiler  
 1969 Mike O'Shea

**All-American Game**

 1962 Merlin Olsen  
 1962 Clark Miller  
 1963 Lionel Aldridge  
 1964 Jim McNaughton  
 1965 Rich Zecher

**All-Star Professional Game**

 1962 Merlin Olsen  
 1962 Clark Miller  
 1962 Clyde Brock  
 1966 Roy Shivers  
 1967 Henry King  
 1968 MacArthur Lane  
 1968 Bill Staley  
 1969 Mike O'Shea  
 1969 Altie Taylor  
 1970 Phil Olsen

**Blue-Gray All-Star Game**

 1971 Bob Wicks  
 1972 Tony Adams  
 1972 Tom Forzani  
 1978 Dave Parkin  
 1978 Jim Bryant  
 1979 Eric Hipple  
 1983 Patrick Allen  
 1984 Hal Garner  
 1984 Mike Hamby  
 1985 Tim Ruiz  
 1988 Brent Synder  
 1988 Kendal Smith  
 1993 Jed DeVries  
 1993 Jim Ray  
 1993 Jermaine Younger  
 1996 Abu Wilson  
 1998 Tony D'Amato  
 1999 Demario Brown

**East-West Shrine Game**

 1937 Carl Mulleneaux  
 1937 Kent Ryan  
 1945 John Putnik  
 1947 George Nelson  
 1955 Reed Henderson  
 1957 Jack Hill  
 1962 Clark Miller  
 1962 Merlin Olsen  
 1963 Lionel Aldridge  
 1964 James McNaughton  
 1964 Bill Munson  
 1965 Rich Zecher  
 1966 Ron Sbranti  
 1968 Bill Staley  
 1970 Phil Olsen  
 1980 Rulon Jones  
 1986 Tim Ruiz  
 1989 Kendal Smith  
 1995 Donald Toomer  
 1997 Abu Wilson  
 1998 Nakia Jenkins  
 2000 Demario Brown  
 2002 Emmett White  
 2007 Shawn Murphy  
 2007 Kevin Robinson  
 2008 De'von Hall  
 2012 Kerwynn Williams  
 2013 Nevin Lawson  
 2014 Zach Vigil  
 2015 Hunter Sharp  
 2018 Ron'quavion Tarver  
 2019 Dominik Eberle

**Hula Bowl**

 1962 Merlin Olsen  
 1963 Lionel Aldridge  
 1964 Jim McNaughton  
 1966 Ron Sbranti  
 1968 Bill Staley  
 1970 Phil Olsen  
 1976 Scott Parrish  
 1998 Brandon Dyson  
 1999 Walter Fiefla  
 2000 Ben Holbrook  
 2006 Donald Penn  
 2019 Gerold Bright

**North-South Bowl**

 1969 Altie Taylor  
 1971 Al Faccinto  
 1972 Phil Shelley

**Senior Bowl**

 1962 Tom Larscheid  
 1962 Clark Miller  
 1964 Bill Munson  
 1967 Mike Gold  
 1972 Bob Wicks  
 1973 Tony Adams  
 1973 Tom Forzani  
 1980 Rulon Jones  
 1980 Rick Parros  
 1985 Hal Garner  
 1985 Mike Hamby  
 1994 Jermaine Younger  
 2003 Kevin Curtis  
 2004 Chris Cooley  
 2010 Curtis Marsh  
 2011 Bobby Wagner - N MOP  
 2012 Will Davis  
 2013 Tyler Larsen  
 2013 Nevin Lawson  
 2015 Kyler Fackrell  
 2018 Dax Raymond  
 2019 Jordan Love

**Players All-Star Classic**

2011 Michael Smith - Off. MVP

**Casino Del Sol College All-Star Game**

 2012 Matt Austin  
 Kellen Bartlett  
 Bojay Filimoeatu  
 Al Lapuaho

**College Gridiron Showcase**

 2014 B.J. Larsen  
 2022 Logan Bonner  
 Connor Coles  
 Hunter Reynolds

**NFLPA Collegiate Bowl**

 2016 Jake Simonich  
 2019 Tipa Galeai

**Tropical Bowl**

2016 Daniel Gray

**/// MULTIPLE ALL-LEAGUE SELECTIONS ///**
**Three-Time First-Team All-Conference**

 Louie Falck, 1919-20-21  
 Kent Ryan, 1934-35-36  
 Guy McClure, 1979-80-81  
 Murray Maughan, 1938-39-40  
 Ralph Maughan, 1942, 46-47  
 Dave Kuresa, 1982-83-84  
 Brent Passey, 1998-99-2000  
 Emmett White, 1999-2000-01  
 Bobby Wagner, 2009-10-11  
 Tyler Larsen, 2011-12-13

**Two-Time First-Team All-Conference**

 Robert Gibbons, 1926-27  
 Howard Linford, 1926-27  
 Ed Peterson, 1935-36  
 Jay Van Noy, 1946-47  
 George Nelson, 1946-47  
 Dave Kragthorpe, 1953-54  
 Len Rohde, 1958-59  
 Tom Larscheid, 1960-61  
 Merlin Olsen, 1960-61  
 Willie Redmond, 1960-61  
 Rulon Jones, 1978-79  
 Rick Parros, 1978-79  
 Stacy Colbert, 1979-80  
 James Murphy, 1979-80  
 Dave Bluford, 1980-81  
 Mike Perko, 1980-81  
 Shawn Miller, 1981-82  
 Hal Garner, 1983-84  
 Jim Pauciello, 1985-86  
 Al Smith, 1985-86  
 Roger Grant, 1990-91  
 Warren Bowers, 1991, 93  
 Jermaine Younger, 1992-93  
 Kevin Alexander, 1994-95  
 David Gill, 1995-96  
 Nakia Jenkins, 1996-97  
 Mauricio Jourdan, 1996-97  
 Tony D'Amato, 1997-98  
 Demario Brown, 1997, 1999  
 Jesse Busta, 2000, 2002  
 Kevin Curtis, 2001-02  
 Kevin Robinson, 2004 Sun Belt, 2007 WAC  
 Jake Doughty, 2012-13  
 Nevin Lawson, 2012-13  
 Kyler Fackrell, 2012, 2015  
 Nick Vigil, 2014-15  
 Dominik Eberle, 2017, 2019  
 Savon Scarver, 2018-19

**/// BIG WEST CONFERENCE HONORS ///**
**Coach of the Year**

 1978 Bruce Snyder  
 1991 Chuck Shelton (shared)  
 1997 John L. Smith

**Offensive Player of the Year**

1988 Kendal Smith, WR

**Defensive Player of the Year**

 1979 Rulon Jones, DT  
 1981 Mike Perko, DL  
 1982 Shawn Miller, DT  
 1986 Al Smith, LB  
 1991 Del Lyles, LB  
 1992 Jermaine Younger, LB  
 1997 Ben Crosland, DE  
 1998 Tony D'Amato, LB

**/// WAC HONORS ///**
**Coach of the Year**

2012 Gary Andersen

**Freshman of the Year**

2006 Paul Igboeli, LB

**Offensive Player of the Year**

2011 Robert Turbin, RB

**/// MOUNTAIN WEST HONORS ///**
**Coach of the Year**

 2013 Matt Wells  
 2018 Matt Wells

**Defensive Player of the Year**

2014 Zach Vigil, LB


**Zach Vigil (#53)** was named the Mountain West Defensive Player of the Year in 2014.

**Robert Turbin (#6)** was named the Western Athletic Conference Offensive Player of the Year in 2011.


/// FIRST-TEAM ALL-CONFERENCE ///

**All-Rocky Mountain (1914-37)**

- 1919 Louie Falck, QB
- 1920 Louie Falck, QB
- 1921 Louie Falck, QB
- 1926 Robert Gibbons, G  
Howard Linford, T
- 1927 Robert Gibbons, G  
Howard Linford, T  
Addington Martindale, E
- 1931 Delbert Young, C
- 1932 Jay Tolman, HB
- 1933 Howard Law, T
- 1934 Kent Ryan, FB  
Elmer "Bear" Ward, C  
Joe Whitesides, E
- 1935 Ed Peterson, G  
Floyd Rasmussen, QB  
Kent Ryan, HB
- 1936 Carl Mulleneaux, E  
Ed Peterson, G  
Kent Ryan, FB
- 1937 Bernard Magnusson, HB

**All-Mountain States (1938-50)**

- 1938 Murray Maughan, C
- 1939 Murray Maughan, C
- 1940 Murray Maughan, C
- 1942 Ralph Maughan, C  
Glen Sorenson, G
- 1944 Burns Crookston, QB
- 1945 John Putnik, E
- 1946 Ralph Maughan, C  
George Nelson, T  
Jay Van Noy, HB
- 1947 George Nelson, T  
Ralph Maughan, C  
Moroni Schwab, T  
Jay Van Noy, HB
- 1950 LaVell Edwards, LB

**All-Skyline Eight (1951-62)**

- 1951 Paul Dinan, FB
- 1952 Del Ray Campbell, FB  
George Hotchkis, E
- 1953 Dave Kragthorpe, OL
- 1954 Dave Kragthorpe, OL  
Carl Ebert, G
- 1955 Reed Henderson, T
- 1956 Jack Hill, HB  
Tom Ramage, T  
Overton Curtis, HB  
Gary Kapp, E
- 1958 Len Rohde, T
- 1959 Len Rohde, T
- 1960 Tom Larscheid, HB  
Doug Mayberry, FB  
Merlin Olsen, T  
Willie Redmond, G
- 1961 Lionel Aldridge, E  
Tom Larscheid, HB  
Clark Miller, T  
Merlin Olsen, T  
Willie Redmond, G

**All-Pacific Coast (1978-87)**

- 1978 Pat Blackburn, LB  
Jimmy Bryant, WR/KR  
Dan Jackovich, OT  
Rulon Jones, DL  
Dave Parkin, DB  
Rick Parros, RB  
Steve Steinke, K
- 1979 Stacy Colbert, KR  
Donnie Henderson, DB  
Eric Hipple, QB  
Rulon Jones, DL  
Guy McClure, P  
James Murphy, WR  
Rick Parros, RB
- 1980 Dave Bluford, LB  
Stacy Colbert, PR  
Guy McClure, P  
James Murphy, WR  
Mike Perko, DL
- 1981 Dave Bluford, LB  
Joe Crum, OG  
Larry Hogue, DB  
Guy McClure, P  
Shawn Miller, DL  
Mike Perko, DL

- 1982 Dave Kuresa, OG  
Pat McKenna, LB  
Shawn Miller, DL
- 1983 Patrick Allen, DB  
Hal Garner, LB  
Greg Kragen, DL  
Dave Kuresa, OG  
Hal Garner, LB
- 1984 Mike Hamby, DL  
Dave Kuresa, OG
- 1985 Jim Pauciello, DL  
Al Smith, LB
- 1986 Herick Mandel, P  
Mark Mraz, DL  
Jim Pauciello, DL  
Al Smith, LB
- 1987 None

**All-Big West (1988-2000)**

- 1988 Jerry Brown, OG  
Travis Clark, DB  
Brian Hunsaker, DL  
Kendal Smith, WR  
Brent Snyder, QB  
Nate Kaczor, C
- 1989 Doug Beach, PK
- 1990 Kevin Bouwman, ILB  
Rusty Carlsen, P  
Roger Grant, RB  
Tracey Jenkins, WR  
Piliki Tauteoli, DL
- 1991 Warren Bowers, C  
Ron Edwards, CB  
Roger Grant, RB  
Del Lyles, ILB  
Rod Moore, WR  
Charlie Smith, OG  
Rob VanDePol, DL
- 1992 Joe Jacobs, DL  
Jermaine Younger, ILB
- 1993 Warren Bowers, C  
Jed DeVries, OT  
Profail Grier, RB  
Mike Lee, WR  
Aubrey Thompson, TE  
Rich Tylski, OG  
Jermaine Younger, ILB
- 1994 Kevin Alexander, KR  
Donald Toomer, CB
- 1995 Kevin Alexander, WR  
David Gill, LB  
Micah Knorr, PK  
Abu Wilson, RB
- 1996 David Gill, LB  
Nakia Jenkins, WR  
Mauricio Jourdan, OT  
Dwayne Nelson, CB
- 1997 Demario Brown, RB  
Johndale Carty, S  
Ben Crosland, DL  
Tony D'Amato, LB  
Nakia Jenkins, WR  
Mauricio Jourdan, OL  
Mark Rommel, OL  
Steve Smith, RS  
Brad Bohn, PK
- 1998 Tony D'Amato, LB  
Walter Fiefia, DT  
Lindsay Hassell, DE  
Craig Miller, CB  
Brent Passey, LB  
Ken Watts, OG
- 1999 Demario Brown, RB  
Donald Dicko, S  
Ben Holbrook, OT  
Brent Passey, LB  
Emmett White, RS
- 2000 Jesse Busta, LB  
Blake Eagal, LB  
Aaron Jones, WR  
Jeff Long, OT  
Brent Passey, LB  
Nate Putnam, DE  
Emmett White, RB

**All-Independent (2001-02)**

- 2001 Kevin Curtis, WR  
J.R. Sugaturaga, TE  
Jim Walker, OG  
Emmett White, RB

- 2002 Jesse Busta, LB  
Kevin Curtis, WR  
Dane Kidman, PK

**All-Sun Belt (2003-04)**

- 2003 Chris Cooley, TE
- 2004 David Fiefia, All-Purpose  
Kevin Robinson, Return

**All-WAC (2005-12)**

- 2005 Jarrett Bush, CB  
John Chick, DE
- 2006 None
- 2007 Kevin Robinson, KR
- 2008 None
- 2009 Bobby Wagner, LB
- 2010 Bobby Wagner, LB
- 2011 Tyler Larsen, OL  
Philip Gapelu, OL  
Robert Turbin, RB  
Bobby Wagner, LB  
Will Davis, CB  
Jake Doughty, LB  
Tyler Fackrell, LB  
Chuckie Keeton, QB  
Al Lapuaho, DL  
Tyler Larsen, OL  
Eric Schultz, OL  
Kerwynn Williams, RB

**All-Mountain West (2013-present)**

- 2013 Jake Doughty, LB  
Tyler Larsen, OC  
Nevin Lawson, CB
- 2014 B.J. Larsen, DE  
JoJo Natson, PR  
Frankie Sutura, SS  
Nick Vigil, LB  
Zach Vigil, LB  
Kevin Whimpey, OL
- 2015 Tyler Fackrell, LB  
Nick Vigil, LB
- 2017 Jalen Davis, CB  
Dominik Eberle, PK  
Quin Ficklin, OC
- 2018 Savon Scarver, KR  
Dominik Eberle, PK  
Savon Scarver, KR  
David Woodward, LB
- 2021 Deven Thompkins, WR
- 2022 Alfred Edwards, OL



**Bobby Wagner (#9)** was named first-team all-WAC three-consecutive seasons.



**Brent Passey (#44)** was named first-team all-Big West three-straight seasons.



**/// SECOND-TEAM ALL-CONFERENCE ///**
**All-Pacific Coast (1978-87)**

- 1978 Ron Cassidy, WR  
Kevin Powell, OT  
James Shorty, OT  
Ernest Aalona, OC  
John Thompson, TE  
Eric Hipple, WB  
Will Withers, LB  
Guy McClure, P
- 1979 Ken Thompson, WR  
Rick Stachon, OT  
Mike Glenn, OG  
Steve Steinke, PK  
Kelly Kirwan, DL  
Dennis DeLoach, LB  
Craig Rigsbee, OT  
Rob Smith, OG  
Bob Gagliano, QB  
Ken Thompson, WR  
Rod Clayton, DB  
Larry Hogue, DB  
Marcus Black, OT  
Steve Jacson, OC  
Pat McKenna, LB  
Tom Bates, DB  
Fred Fernandes, PK  
Mitch Kaiser, OT  
Joe Crum, OG  
Steve Jacson, OC  
Maurice Turner, RB  
Thomas Bates, DB  
Patrick Allen, DB  
Dale Money, P
- 1983 Mike Hamby, DL  
Aaron Smith, LB  
Marvin Jackson, DB
- 1984 None
- 1985 Scott Burton, OT  
Navy Tuiasosopo, OG  
Mark Mraz, DL  
Ed Berry, DB
- 1986 Darrin Long, DB
- 1987 Brent Snyder, QB  
Kendal Smith, WR  
Brian Hunsaker, DL

**All-Big West (1988-2000)**

- 1988 Patrick Newman, WR
- 1989 Patrick Newman, WR  
Ryan Duve, TE  
Russ Moody, PK  
Rusty Carlsen, P  
Jeff Hunsaker, DL  
Del Lyles, LB  
Travis Clark, S
- 1990 Charlie Smith, OG  
Warren Bowers, OC  
Ryan Duve, TE  
Floyd Foreman, RB  
Rob VanDePol, DL  
Mark Johnson, DL
- 1991 Tracey Jenkins, WR  
Rusty Carlsen, P  
Joe Jacobs, DL
- 1992 Jimmy Ray, WR  
Joe Moore, OG  
Abu Wilson, RB  
Tai Gordon, RB  
Shawn Jones, PK  
Mike Coe, S
- 1993 Anthony Calvillo, QB  
Pratt Lyons, DL  
Scott Moala, DL  
Mike Coe, LB  
Damon Smith, CB  
James Dye, KR
- 1994 Kevin Alexander, WR  
Paul Gustafson, DB  
Abu Wilson, RB
- 1995 Danilo Robinson, DL
- 1996 Abu Wilson, RB  
Demario Brown, RB  
Guillermo Chavez, TE  
Mark Rommel, OL  
Ken Watts, OL  
Brandon Dyson, OL

- 1996 Danilo Robinson, DL  
Ben Crosland, DL  
Spencer Waggoner, LB  
Mike Hudson, S  
Micah Knorr, PK  
Nathan Morreale, P
- 1997 Ken Watts, OL  
Mike Lindsay, OL  
Matt Sauk, QB  
Melvin Blue, RB  
John Latu, DL  
Caleb Smith, DL  
Todd Sofonia, LB  
Vashon Garmon, CB  
Bashir Levingston, CB  
Jerry Arguello, P  
Robert Scott, WR  
Tony Walker, KR  
Johndale Carty, FS
- 1998 Bucky Orton, TE  
Mike Lindsay, OG  
Vaea Fiefia, DT  
Tony Nelson, LB  
Blake Eagal, LB  
Vashon Garmon, CB
- 2000 Jose Fuentes, QB  
Jim Walker, OG  
Ade Jimoh, CB  
Emmett White, KR  
Brad Bohn, PK  
Steve Mullins, P

**All-Independent (2001-02)**

- 2001 none
- 2002 none

**All-Sun Belt (2003-04)**

- 2003 Travis Cox, QB  
David Fiefia, RB  
David Fiefia, KR  
Trevor Hutton, OL  
Ronald Tupea, DL  
Terrance Washington, S  
Robert Watts, LB
- 2004 Kevin Robinson, All-Purpose  
Ronald Tupea, DL

**All-WAC (2005-12)**

- 2005 Donald Penn, OL  
Tony Pennyman, KR  
Malik Cin, OL  
Ben Calderwood, DL
- 2007 Jake Hutton, LB  
Leon Jackson III, P  
Shawn Murphy, OL
- 2008 Jake Hutton, LB  
Paul Igboeli, LB  
Brennan McFadden, OL
- 2009 Robert Turbin, RB
- 2010 Curtis Marsh, CB
- 2011 Tarren Lloyd, TE  
Levi Koskan, DL  
Matt Austin, WR  
McKade Brady, S  
Nevin Lawson, CB  
Jamie Markosian, OL  
Jordan Nielsen, DL  
Zach Vigil, LB

**All-Mountain West (2013-present)**

- 2013 Kyler Fackrell, LB  
B.J. Larsen, DE  
AJ Pataiali'i, NG  
Zach Vigil, LB
- 2014 Nick Diaz, PK
- 2015 Hunter Sharp, WR
- 2016 Travis Seefeldt, NG
- 2018 Roman Andrus, OL  
Tipa Galeai, LB  
Jordan Love, QB  
Jontrell Rocquemore, S  
Darwin Thompson, RB  
David Woodward, LB  
Tipa Galeai, DE  
Siaosi Mariner, WR
- 2019 Justin Rice, LB
- 2021 Savon Scarver, KR  
Brian Cobbs, WR  
Ike Larsen, S  
Calvin Tyler Jr., RB



**Jake Hutton (#53)** was named second-team all-WAC in 2007 and 2008.



**Donald Penn (#72)** was named second-team all-WAC in 2005.



**David Fiefia (#39)** earned second-team all-Sun Belt honors in 2003 as both a running back and kick returner.





/// PCAA / BIG WEST CONFERENCE ///

**1978**  
Rick Parros, RB (9/23 vs. Fresno St.)  
Ron McCloud, CB (10/7 vs. BYU)

**1979**  
Eric Hipple, QB (9/8 vs. San José St.)  
Rick Parros, RB (9/29 vs. Utah)  
Rulon Jones, DT (11/24 vs. Fresno St.)

**1980**  
James Murphy, WR (9/20 vs. Texas)  
Bob Gagliano, QB (10/18 vs. BYU)  
James Murphy, WR (11/8 vs. Weber St.)  
Bob Gagliano, QB (11/22 vs. San José St.)

**1981**  
J.L. Coon, NG (10/10 vs. Pacific)  
Shawn Miller, DT (10/17 vs. TCU)  
Kevin Brady, FS (10/31 vs. Fresno St.)

**1982**  
Shawn Miller, DT (10/9 vs. Idaho St.)  
Greg Kragen, DT (10/30 vs. BYU)  
Doug Samuels, QB (10/30 vs. BYU)

**1983**  
Aaron Smith, LB (10/8 vs. Pacific)  
Mike Hamby, DT (10/29 vs. BYU)  
Patrick Allen, CB (11/5 vs. San José St.)  
Marc White, RB (11/12 vs. Utah)

**1984**  
Gym Kimball, QB (10/27 vs. Pacific)

**1985**  
Dene Garner, PK (9/7 vs. Long Beach St.)  
Al Smith, LB (9/7 vs. Long Beach St.)  
James Jenkins, LB (11/23 vs. New Mexico St.)

**1986**  
Al Smith, LB (9/20 vs. Kansas)  
Jim Pauciello, DL (10/4 vs. New Mexico St.)

**1987**  
Kendal Smith, WR (10/10 vs. UNLV)  
Brent Snyder, QB (10/24 vs. Utah)  
Darrin Long, FS (11/14 vs. Fresno St.)  
Gary Hulsey, DT (11/21 vs. Long Beach St.)

**1988**  
Kevin Bouwman, LB (9/10 vs. Missouri)  
Travis Clark, FS (9/24 vs. New Mexico St.)  
Kendal Smith, WR (10/22 vs. San José St.)  
Brent Snyder, QB (11/5 vs. UNLV)

**1989**  
Kevin Bouwman, LB (10/7 vs. CS Fullerton)  
Del Lyles, LB (11/18 vs. UNLV)

**1990**  
Roger Grant, RB (9/8 vs. Long Beach St.)  
Rob VandDePol, NG (9/8 vs. Long Beach St.)  
Kevin Bouwman, LB (10/13 vs. Fresno St.)  
Roger Grant, RB (10/27 vs. UNLV)  
Tracey Jenkins, WR (11/10 vs. CS Fullerton)  
Piliiki Tauteoli, OLB (11/10 vs. CS Fullerton)  
Ron Lopez, QB (11/17 vs. Pacific)

**1991**  
Jermaine Younger, LB (8/31 vs. Utah)  
Joe Jacobs, DT (10/19 vs. CS Fullerton)  
Ron Edwards, CB (11/9 vs. UNLV)  
Ron Edwards, CB (11/16 vs. Pacific)

**1992**  
Michael Coe, CB (9/26 vs. New Mexico St.)  
Jermaine Younger, LB (10/17 vs. Kansas St.)  
Joe Jacobs, DT (10/31 vs. CS Fullerton)  
Anthony Calvillo, QB (11/7 vs. UNLV)  
Jermaine Younger, LB (11/7 vs. UNLV)

**1993**  
Anthony Calvillo, QB (9/4 vs. SW Louisiana)  
Jermaine Younger, LB (9/11 vs. Utah)  
Profil Grier, RB (10/23 vs. UNLV)  
Anthony Calvillo, QB (10/30 vs. BYU)

**1994**  
Donald Toomer, CB (10/15 vs. Louisiana Tech)

**1995**  
Abu Wilson, RB (9/30 vs. San José St.)  
David Gill, LB (10/14 vs. Northern Ill.)  
Spencer Waggoner, FS (10/21 vs. New Mexico St.)  
David Gill, LB (10/28 vs. Utah)  
Abu Wilson, RB (11/11 vs. UNLV)  
David Gill, LB (11/18 vs. Pacific)

**1996**  
David Gill, LB (8/31 vs. Utah)  
Nathan Morreale, P (8/31 vs. Utah)  
Abu Wilson, RB (9/7 vs. CS Northridge)  
Johndale Carty, FS (9/21 vs. Oklahoma St.)  
Abu Wilson, RB (10/12 vs. New Mexico St.)  
Demario Brown, RB (10/19 vs. Boise St.)  
Demario Brown, RB (10/26 vs. Idaho)  
David Gill, LB (11/2 vs. North Texas)

**1997**  
Demario Brown, RB (9/1 vs. Utah)  
Walter Fiefia, DT (9/1 vs. Utah)  
Ben Crosland, DE (9/15 vs. Colorado St.)  
Jerry Arguello, PK (9/29 vs. BYU)  
Steve Smith, WR (10/13 vs. Oregon St.)  
Tony D'Amato, LB (10/20 vs. New Mexico St.)  
Melvin Blue, RB (10/27 vs. Idaho)  
Bashir Levingston, CB (10/27 vs. Idaho)  
Steve Smith, WR (11/3 vs. Boise St.)  
Demario Brown, RB (11/17 vs. Nevada)  
Tony D'Amato, LB (11/17 vs. Nevada)

**1998**  
Brad Bohn, PK (9/12 vs. New Mexico)  
Tony D'Amato, LB (9/19 vs. Colorado)  
Brad Bohn, PK (9/19 vs. Colorado)  
Tony D'Amato, LB (10/3 vs. Oregon St.)  
Jerry Arguello, P (10/3 vs. Oregon St.)  
Demario Brown, RB (10/31 vs. New Mexico St.)  
Brent Passey, LB (10/31 vs. New Mexico St.)  
Aminifu Johnson, ST (11/7 vs. Nevada)  
Tony D'Amato, LB (11/14 vs. North Texas)  
Brad Bohn, PK (11/14 vs. North Texas)

**1999**  
Emmett White, PR (10/4 vs. BYU)  
Demario Brown, RB (10/11 vs. Arkansas St.)  
Brad Bohn, PK (10/11 vs. Arkansas St.)  
Demario Brown, RB (11/22 vs. Nevada)  
Demario Brown, RB (11/29 vs. North Texas)  
Blake Eagal, LB (11/29 vs. North Texas)  
Brad Bohn, PK (11/29 vs. North Texas)

**2000**  
Aaron Jones, WR (9/9 vs. Southern Utah)  
Brad Bohn, PK (9/23 vs. Arizona St.)  
Brent Passey, LB (9/30 vs. Utah)  
Jose Fuentes, QB (10/21 vs. Idaho)  
Aaron Jones, WR (10/21 vs. Idaho)  
Steve Mullins, P (10/21 vs. Idaho)  
Emmett White, RB (10/28 vs. Arkansas St.)  
Brad Bohn, PK (10/28 vs. Arkansas St.)  
Emmett White, RB (11/4 vs. New Mexico St.)  
Aaron Jones, WR (11/11 vs. Boise St.)

**All-Time Big West Player of the Week Leaders**  
8, Demario Brown  
7, Brad Bohn

**Note:** Brown's eight selections were most in Big West history, while Bohn was second with seven.

/// SUN BELT CONFERENCE ///

**2003**  
David Fiefia, TB (9/15 vs. Arizona St.)  
Ronald Tupea, NG (9/29 vs. UL-Monroe)  
Travis Cox, QB (11/2 vs. Middle Tennessee)

**2004**  
Robert Watts, LB (10/27 vs. UNLV)  
Ben Chaet, P (10/27 vs. UNLV)  
Travis Cox, QB (11/22 vs. New Mexico St.)  
Jarrod Jakubiak, PK (11/22 vs. New Mexico St.)

/// WAC ///

**2005**  
Tony Pennyman, KR (9/26 vs. UNLV)  
Kevin Robinson, PR (10/10 vs. San José St.)  
Tony Pennyman, KR (11/21 vs. Nevada)

**2006**  
Ben Calderwood, DE (10/9 vs. Fresno St.)

**2007**  
Kevin Robinson, KR (9/24 vs. San José St.)

**2008**  
Paul Igboeli, LB (11/1 vs. Hawai'i)  
Ben Calderwood, DL (12/1 vs. New Mexico St.)

**2009**  
Robert Turbin, RB (11/30 vs. Idaho)

**2010**  
Bobby Wagner, LB (11/6 vs. New Mexico St.)

**2011**  
Chuckie Keeton, QB (10/10 vs. Wyoming)  
Stanley Morrison, WR, (11/7 vs. Hawai'i)  
Robert Turbin, RB (11/21 vs. Idaho)  
Bobby Wagner, LB (11/28 vs. Nevada)  
Kyle Gallagher, LB (12/5 vs. New Mexico St.)

**2012**  
Chuckie Keeton, QB (9/7 vs. Utah)  
Tyler Bennett, P (9/7 vs. Utah)  
Kerwynn Williams, RB (9/22 vs. Colorado St.)  
Chuckie Keeton, QB (9/29 vs. UNLV)  
Kyler Fackrell, LB (10/5 vs. BYU)  
Kyler Fackrell, LB (10/13 vs. San José St.)  
Nick Diaz, PK (10/20 vs. New Mexico St.)  
Chuckie Keeton, QB (10/27 vs. UTSA)  
Will Davis, CB (11/3 vs. Texas St.)  
Chuckie Keeton, QB (11/17 vs. Louisiana Tech)  
Will Davis, CB (11/24 vs. Idaho)

**All-Time WAC Player of the Week Leaders**  
5, Chuckie Keeton

/// MOUNTAIN WEST ///

**2013**  
Nevin Lawson, CB (10/12 vs. Boise State)  
Bruce Natson, PR (10/19 vs. New Mexico)  
Kyler Fackrell, LB (11/2 vs. Hawai'i)  
Nevin Lawson, CB (11/9 vs. UNLV)  
Nick Vigil, LB (11/30 vs. Wyoming)

**2014**  
Zach Vigil, LB (9/13 vs. Wake Forest)  
Darell Garretson, QB (10/3 vs. BYU)  
Zach Vigil, LB (10/11 vs. Air Force)  
Nick Diaz, PK (10/25 vs. UNLV)

**2015**  
Andrew Rodriguez, PR (9/3 vs. Southern Utah)  
Kent Myers, QB (10/3 vs. Colorado State)  
Kyler Fackrell, LB (10/16 vs. Boise State)  
Kyler Fackrell, LB (11/21 vs. Nevada)

**2016**  
Brock Carmen, LB (9/16 vs. Arkansas State)

**2017**  
Jalen Davis, CB (9/29 vs. BYU)  
DJ Nelson, ST (10/7 vs. Colorado State)  
Jordan Love, QB (10/21 vs. UNLV)

**2018**  
Aaron Wade, S (9/8 vs. New Mexico State)  
Dominik Eberle, PK (9/8 vs. New Mexico State)  
Jordan Love, QB (9/22 vs. Air Force)  
Jordan Love, QB (10/5 vs. BYU)  
Jordan Love, QB (10/13 vs. UNLV)  
Jordan Love, QB (10/27 vs. New Mexico)  
Darwin Thompson, RB (11/3 vs. Hawai'i)  
Jordan Love, QB (11/10 vs. San José State)  
Dominik Eberle, PK (11/17 vs. Colorado State)

**2019**  
Dominik Eberle, PK (9/21 vs. San Diego State)  
David Woodward, LB (9/28 vs. Colorado State)  
Savon Scarver, KR (9/28 vs. Colorado State)  
Dominik Eberle, PK (11/9 vs. Fresno State)  
Eric Munoz, LB (11/16 vs. Wyoming)  
Dominik Eberle, PK (11/16 vs. Wyoming)

**2020**  
Andrew Peasley, QB (11/26 vs. New Mexico)  
Nick Heninger, LB (11/26 vs. New Mexico)  
Connor Coles, PK (11/26 vs. New Mexico)

**2021**  
Connor Coles, PK (9/4 vs. Washington State)  
Justin Rice, LB (9/10 vs. North Dakota)  
Justin Rice, LB (9/18 vs. Air Force)  
Shaq Bond, S (10/16 vs. UNLV)  
Deven Thompkins, WR (10/16 vs. UNLV)  
Deven Thompkins, WR (11/6 vs. New Mexico St.)

**2022**  
\*Robert Briggs, RB (8/27 vs. UConn)  
\*Bishop Davenport, QB (10/15 vs. Colorado St.)  
Stephen Kotsanlee, P (10/15 vs. Colorado St.)  
\*Max Alford, LB (11/5 vs. New Mexico)  
Connor Coles, PK (11/5 vs. New Mexico)  
Ike Larsen, S (11/12 vs. Hawai'i)  
\*Ike Larsen, S (11/12 vs. Hawai'i)

\* MW Freshman of the Week



**/// ACADEMIC ALL-DISTRICT ///**

- 1999 Brad Bohn, LB, 1st Team  
Blake Eagal, LB, 1st Team  
Ben Holbrook, OL, 2nd Team  
Junior Pututau, DL, 2nd Team
- 2000 Brad Bohn, PK, 1st Team  
Blake Eagal, LB, 1st Team
- 2001 Jesse Busta, DL, 2nd team  
Nate Putnam, DL, 2nd Team
- 2002 Jesse Busta, LB, 2nd Team  
Jeremy Guenter, DL, 2nd Team  
Casey Poppinga, DL, 2nd Team
- 2008 Derek Hoke, DL, 2nd Team
- 2012 McKade Brady, S, 1st Team
- 2017 Baron Gajkowski, S, 1st Team  
Jacoby Wildman, DL, 1st Team
- 2019 Jacoby Wildman, DL, 1st Team  
David Woodward, LB, 1st Team
- 2021 Nick Heninger, DE, 1st Team

**/// ACADEMIC ALL-BIG WEST ///**

- 1993 Greg Angelovic, QB; Paul Gustafson, WS; Todd Wilson, P
- 1994 Kevin Corner, TE; Lonnie Johnson, DL; Travis Schow, DB; Jeff Spencer, DB; Robert Thomas, WR; Matt Wells, QB; Todd Wilson, QB
- 1995 Jeff Spencer, DB; Matt Wells, QB; Todd Wilson, QB
- 1996 Ben Holbrook, OT; Troy Kema, OG; Greg Stenson, DE; Matt Wells, FS
- 1997 Brad Bohn, PK; Ben Holbrook, OT; D. J. Lewis, SS
- 1998 Brad Bohn, PK; Blake Eagal, LB; Riley Jensen, QB; Ben Holbrook, OT; Nate Larsen, DT
- 1999 Brad Bohn, PK; Brant Brown, DE; Blake Eagal, LB; Ben Holbrook, OT; D.J. Lewis, WR; Junior Pututau, OC; Cade Smith, LB
- 2000 Brad Bohn, PK; Blake Eagal, LB; Nate Larsen, DT; Casey Poppinga, TE; Nate Putnam, DE; Jim Walker, OG

**/// ACADEMIC ALL-SUN BELT ///**

- 2003 *Commissioner's List (3.5-4.0 GPA)*  
Malik Cin, OL; Travis Cox, QB; Nate Fredrick, LB; Aric Galliano, OL; Nick George, TE; Chase Griffith, WR; Josh Hoehne, OL; Bryan Jackson, DB; Tim Jessop, DL; Jared Johnstun, LB; Trent Nate, LB; Nate Putnam, DL; Jake Stewart, LB; Ryan Taylor, LB; Jason Thomas, WR; Jared Westbroek, DL  
*Honor Roll (3.0-3.49 GPA)*  
Matt Crivello, QB; Victor Eti, OL; Mark Estelle, DB; Joel Higginson, WR; Leon Jackson III, QB; Joe Killpack, DB; Ross Luna, DB; Kelly Poppinga, LB; Terrance Washington, DB; Reggie Willson, DB; Matt Wiser, LB
- 2004 *Commissioner's List (3.5-4.0 GPA)*  
Andre Bala, DB; Tim Jessop, DL; Trent Nate, LB; Kelly Poppinga, LB; Jason Stephens, TE; Jake Stewart, LB; Ryan Taylor, LB; Matt Wiser, LB  
*Honor Roll (3.0-3.49 GPA)*  
Jimmy Bohm, TE; John Chick, DE; Malik Cin, OL; Ryan DeQuillettes, DL; Nate Fredrick, LB; Nick George, TE; Patrick McNutt, TE; Kerry Shepherd, DL; Jason Walker, DB

**/// ACADEMIC ALL-WAC ///**

- 2005 Josh Anderson, LB; Andre Bala, S; Ben Childs, DL; Malik Cin, OL; Nate Fredrick, LB; Nick George, OL; Derek Hoke, OL; Frank Maile, DL; Otis Nelson, WR; Eric Sobolewski, WR; Jason Stephens, TE; Ryan Taylor, LB; Jason Walker, DB; Terrance Washington, S; Matt Wiser, LB
- 2006 Alan Bishop, DL; Jimmy Bohm, TE; Ryan Bohm, RB; Chanler Buck, LB; Ben Childs, DL; Malik Cin, OL; Nnamdi Gwacham, WR; Derek Hoke, OL; Otis Nelson, WR; Preston Robinson, WR; Kerry Shepherd, DL; Terrance Washington, S
- 2007 Josh Anderson, FB; Alan Bishop, DE; Jimmy Bohm, TE/FB; Adrian Bybee, DB; Peter Caldwell, PK; Andy Carlsen, LB; Jervon Graves, DL; Jordan Glass, LB; Nnamdi Gwacham, WR; Derek Hoke, OL; Jake Hutton, LB; Jase McCormick, QB; Otis Nelson, WR; Geno Odong, DB; Patrick Scales, LS; Chris Ulinski, PK
- 2008 Kellen Bartlett, TE; Marquis Butler, RB; Alan Bishop, DL; James Brindley, S; Andy Carlsen, LB; Jervon Graves, DL; Jake Hutton, LB; Nnamdi Gwacham, WR; Derek Hoke, OL; Otis Nelson, WR; Jake Poulson, LB; Patrick Scales, LS
- 2009 Jacob Actkinson, LB; Kellen Bartlett, TE; Alan Bishop, DT; James Brindley, S; Adrian Bybee, LB; Rajric Coleman, S; Forrest Dabb, LB; Jeff Fischer, QB; Josh Flores, RB; Nnamdi Gwacham, WR; Devin Johnson, DE; Eric Moats, WR; Cache Morgan, S; Chris Ulinski, PK; Bobby Wagner, LB
- 2010 Kellen Bartlett, TE; McKade Brady, CB/S; Rajric Coleman, S; Forrest Dabb, LB; Jake Doughty, LB; Josh Flores, RB; Chris Harris, CB; Devin Johnson, DE; Gavin Jones, S; Jamie Markosian, OL; Eric Moats, WR; Cache Morgan, CB; Tanner Richins, OT; Patrick Scales, LS; Eric Schultz, OL; Brad Theurer, TE; Travis Van Leeuwen, WR; Connor Williams, DE
- 2011 Keegan Andersen, TE; Matt Austin, WR; Tyler Bennett, P; McKade Brady, CB/S; Forrest Dabb, LB; Will Davis, CB; Jake Doughty, LB; Josh Flores, RB; B.J. Larsen, DL; Tyler Larsen, OL; Jamie Markosian, OL; Nate Needham, LS; Jamaine Olson, CB; Travis Reynolds, WR; Eric Shultz, OL; Michael Smith, RB; Brad Theurer, TE; Conner Williams, DE
- 2012 Keegan Andersen, TE; Matt Austin, WR; Kellen Bartlett, TE; Tyler Bennett, P; Jaron Bentrude, PK; McKade Brady, S; Clayton Christensen, S; Forrest Dabb, LB; Jake Doughty, LB; Craig Harrison, QB; B.J. Larsen, DL; Jamie Markosian, OL; Nate Needham, LS; Jordan Nielsen, DL; Michael Okonkwo, LB; Travis Reynolds, WR; Eric Schultz, OL; Travis Seefeldt, DL; Brian Suite, S; Joe Summers, OL; Brad Theurer, TE

**/// ACADEMIC ALL-MOUNTAIN WEST ///**

- 2013 Ricky Ali'ifua, DE; Keegan Andersen, TE; Jarom Baldomero, LB; Jaron Bentrude, P; Clayton Christensen, S; Jefferson Court, TE; Jake Doughty, LB; Darell Garretson, QB; Lars Gunderson, WR; Wyatt Houston, TE; B.J. Larsen, DE; Jamie Markosian, OG; Nate Needham, LS; Jordan Nielsen, DE; Travis Reynolds, WR; Eric Schultz, OT; Travis Seefeldt, NG; Brian Suite, S; Jake Thompson, PK; D.J. Tialavea, TE; Nick Vigil, LG; Zach Vigil, LB
- 2014 Ricky Ali'ifua, DE; Jarom Baldomero, LB; Jaron Bentrude, P; Austin Cheney, CB; LT Filiaga, LB; Tyler Floyd, CB; Salanoa Galea'i, LS; Daniel Gray, CB; Deshane Hines, CB; Wyatt Houston, TE; B.J. Larsen, DE; David Moala, NG; Kent Myers, QB; Jordan Nielsen, DE; Michael Okonkwo, LB; Travis Seefeldt, NG; Jake Simonich, OL; Brian Suite, S; Zach Vigil, LB; Bryce Walker, OL; Tyler Weese, WR
- 2015 Jarom Baldomero, LB; Chris Copier, TE; Aaron Dalton, P; Edmund Faimalo, DE; Salanoa Galea'i, LS; Daniel Gray, CB; Deshane Hines, CB; Landon Horne, TE; Wyatt Houston, TE; Derek Larsen, LB; DJ Nelson, QB; Jordan Nielsen, DE; Michael Okonkwo, LB; Jentz Painter, CB; Jontrell Rocquemoore, FS; Siua Taufa, DE; Zach Van Leeuwen, WR; Brock Warren, PK; Ben Wysocki, OL
- 2016 Chad Artist, WR; Austin Cheney, CB; Ethan Cortazzo, WR; Aaron Dalton, P; Edmund Faimalo, DE; Landon Horne, TE; Wyatt Houston, TE; Derek Larsen, LB; Dallin Leavitt, BS; Patrick Lee Miranda, LB; Jentz Painter, CB; Jontrell Rocquemoore, FS; Travis Seefeldt, NG; Siua Taufa, DE; Justus Te'i, LB; KJ Uluave, OL; Zach Van Leeuwen, WR; Brock Warren, PK; Jacoby Wildman, DE
- 2017 Roman Andrus, OL; Aaron Dalton, P; Dominik Eberle, PK; Quin Ficklin, OL; Baron Gajkowski, S; Alex Huerta, LB; Moroni Iniguez, OL; Dallin Leavitt, S; Tre Miller, RB; DJ Nelson, QB; Chance Parker, S; Dax Raymond, TE; Jontrell Rocquemoore, S; Justus Te'i, LB; Zach Van Leeuwen, WR; Jacoby Wildman, DE; David Woodward, LB
- 2018 Roman Andrus, OL; Travis Boman, TE; Taylor Compton, WR; Dominik Eberle, PK; Baron Gajkowski, S; Jarrod Green, CB; Taylor Hintze, K; Moroni Iniguez, OL; Ofa Latu, LB; Zach Lee, P; Chase Nelson, S; DJ Nelson, WR; Brandon Pada, LS; Dax Raymond, TE; Jontrell Rocquemoore, S; KJ Uluave, OL; Jacoby Wildman, DE; David Woodward, LB
- 2019 Terin Adams, CB; Travis Boman, TE; Riley Burt, RB; Sean Carter, WR; Taylor Compton, WR; Aaron Dalton, P; Dominik Eberle, PK; Alfred Edwards, OL; Nick Heninger, LB; Sam Lockett, S; Jordan Love, QB; Siaosi Mariner, WR; Eric Munoz, LB; Enoch Nawahine, RB; Chase Nelson, RB; Brandon Pada, LS;



- Andrew Peasley, QB; Jake Pitcher, DL; Caleb Repp, TE; Karter Shaw, OL; Ty Shaw, OL; Justus Te'i; LB; AJ Vongphachanh, LB; Jaylen Warren, RB; Jacoby Wildman, DE; David Woodward, LB
- 2020 Michael Anyanwu, CB; Aaron Bredsguard, DT; Josh Calvin, QB; Ajani Carter, S; Connor Coles, PK; Taylor Compton, WR; Payton Davis, WR; Chandler Dolphin, OL; Jack Drews, TE; Alfred Edwards, OL; Jacob Garcia, LS; John Gentry, RB; Nels Haltom, PK; Keith Harris, S; Nick Heninger, DE; Hunter Hill, OL; Sage Hill, OL; Sam Hogan, PK; Oakley Hussey, S; Cooper Jones, RB; Stephen Kotsanlee, P; Broc Lane, TE; Garrett Larson, QB; Cooper Legas, QB; Patrick Maddox, S; Kina Maile, LB; Mosese Manu, TE; Wyatt Marx, RB; Wade Meacham, OL; Breaker Mendenhall, S; Kevin Meitzenheimer, LB; Marcus Moore, DT; Bryce Mortenson, TE; Eric Munoz, LB; Brandon Pada, LS; Jake Pitcher, DE; Jared Reed, S; Jakob Robinson, CB; London Rockwood, WR; Joey Rouly, PK; Karter Shaw, OL; Jacob South, OL; Josh Sterzer, TE; Kenny Tafo'ou, OL; Justus Te'i, DE; Simon Thompson, LB; Addison Trupp, DT; Kyle Van Leeuwen, WR; Jesse Vasquez, LS; AJ Vongphachanh, LB; Crew Wakley, S; Garrett Walchli, WR; Jaylen Warren, RB; Logan, Wood, OL
- 2021 Michael Anyanwu, CB; Wyatt Bowles, OL; Connor Coles, PK; Chandler Dolphin, OL; Alfred Edwards, OL; Jacob Garcia, LS; Andre Grayson, CB; Nick Heninger, DE; Stephen Kotsanlee, P; Calvin Knapp, OL; Kina Maile, LB; Wade Meacham, OL; Jamie Nance, WR; Jacob South, OL; Josh Sterzer, TE; Calvin Tyler Jr., RB; Kyle Van Leewen, WR; AJ Vongphachanh, LB
- 2022 Max Alford, LB; Logan Bonner, QB; Wyatt Bowles, OL; Brian Cobbs, WR; Connor Coles, PK; Chandler Dolphin, OL; Alfred Edwards, OL; Andre Grayson, CB; Cole Joyce, LB; Calvin Knapp, OL; Stephen Kotsanlee, P; Broc Lane, TE; Weylin Lapuaho, OL; Ike Larsen, S; Cooper Legas, QB; Jamie Nance, CB; Kyrese Rowan, WR; Jalen Royals, WR; Jacob South, OL; Seni Tuiaki, DT; Calvin Tyler Jr., RB; Kyle Van Leeuwen, WR; Terrell Vaughn, WR; AJ Vongphachanh, LB; Levi Williams, QB

### /// MOUNTAIN WEST SCHOLAR-ATHLETES ///

- 2013 Jarom Baldomero, LB; Paul Clark, RB; Alex Marsaw, LB; Nate Needham, LS; Michael Okonkwo, LB
- 2014 Deshane Hines, CB; Michael Okonkwo, LB
- 2016 Jacoby Wildman, DE
- 2017 Baron Gajkowski, S; Jacoby Wildman, DE
- 2018 Travis Boman, TE; Connor Coles, PK; Taylor Compton, WR; Baron Gajkowski, S; Braden Harris, LB; Christian Nash, S; Chase Nelson, S; Brandon Pada, LS; Chance Parker, S; Jackson Prince, WR;

- Karter Shaw, OL; Jacoby Wildman, DE
- 2019 Travis Boman, TE; Connor Coles, PK; Taylor Compton, WR; Chandler Dolphin, OL; Chase Nelson, RB; Brandon Pada, LS; Simon Thompson, S; Jacoby Wildman, DE
- 2020 Connor Coles, PK; Chandler Dolphin, OL; Jack Drews, TE; Nels Haltom, PK; Nick Heninger, DE; Broc Lane, TE; Garrett Larson, QB; Cooper Legas, QB; Breaker Mendenhall, LB; Marcus Moore, DT; Joey Rouly, PK; Simon Thompson, LB; Addison Trupp, DE; Kyle Van Leeuwen, WR; Garrett Walchli, WR
- 2021 McKay Breshears, LB; Chandler Dolphin, OL; Alfred Edwards, OL; Andre Grayson, CB; Franky Jacobsen, WR; Kaden Jolley, DT; Calvin Knapp, OL; Broc Lane, TE; Garrett Larson, QB; Cooper Legas, QB; Joey Rouly, PK; Addison Trupp, DE; Seni Tuiaki, DT; Kyle Van Leeuwen, WR
- 2022 Michael Anyanwu, CB; Josh Davis, WR; Kaden Jolley, DE; Broc Lane, TE; Cooper Legas, QB; Burke Mickelsen, LB; Bryce Radford, OL; Jack Radford, OL; Quentin Riley, WR; Kyle Van Leeuwen, WR

### /// FOUR-TIME ACADEMIC ALL-CONFERENCE ///

- Ben Holbrook, 1996-97-98-99  
 Brad Bohn, 1997-98-99-2000  
 Derek Hoke, 2005-06-07-08  
 Otis Nelson, 2005-06-07-08  
 Nnamdi Gwacham, 2006-07-08-09  
 Kellen Bartlett, 2008-09-10-12  
 Forrest Dabb, 2009-10-11-12  
 Jake Doughty, 2010-11-12-13  
 Jamie Markosian, 2010-11-12-13  
 Travis Reynolds, 2010-11-12-13  
 Eric Schultz, 2010-11-12-13  
 B.J. Larsen, 2011-12-13-14  
 Jordan Nielsen, 2012-13-14-15  
 Jontrell Rocquemore, 2015-16-17-18  
 Aaron Dalton, 2015-16-17-19  
 Jacoby Wildman, 2016-17-18-19  
 Justus Te'i, 2016-17-19-20  
 Alfred Edwards, 2019-20-21-22  
 AJ Vongphachanh, 2019-20-21-22

### /// THREE-TIME ACADEMIC ALL-CONFERENCE ///

- Todd Wilson, 1993-94-95  
 Matt Wells, 1994-95-96  
 Blake Eagal, 1998-99-2000  
 Malik Cin, 2003-04-05  
 Nate Fredrick, 2003-04-05  
 Nick George, 2003-04-05  
 Ryan Taylor, 2003-04-05  
 Matt Wiser, 2003-04-05  
 Jimmy Bohm, 2004-06-07  
 Josh Anderson, 2005-06-07  
 Josh Flores, 2009-10-11  
 McKade Brady, 2010-11-12  
 Keegan Andersen, 2011-12-13  
 Nate Needham, 2011-12-13  
 Jaron Bentrude, 2012-13-14  
 Travis Seefeldt, 2012-13-14  
 Brian Suite, 2012-13-14  
 Jarom Baldomero, 2013-14-15  
 Wyatt Houston, 2013-14-15  
 Michael Okonkwo, 2012-14-15  
 Zach Van Leeuwen, 2015-16-17  
 DJ Nelson, 2016-17-18

- Dominik Eberle, 2017-18-19  
 David Woodward, 2017-18-19  
 Taylor Compton, 2018-19-20  
 Brandon Pada, 2018-19-20  
 Nick Heninger, 2019-20-21  
 Chandler Dolphin, 2020-21-22  
 Stephen Kotsanlee, 2020-21-22  
 Jacob South, 2020-21-22

### /// FIRST-TEAM ACADEMIC & ATHLETIC ALL-CONFERENCE ///

- 1998 Brad Bohn, PK  
 1999 Ben Holbrook, OL  
 2000 Blake Eagal, LB  
 2009 Bobby Wagner, LB  
 2012 Jake Doughty, LB  
 2012 Eric Shultz, OL  
 2013 Jake Doughty, LB  
 2014 B.J. Larsen, DE  
 2014 Zach Vigil, LB  
 2017 Dominik Eberle, PK  
 2019 Dominik Eberle, PK  
 2022 Alfred Edwards, OL



**/// UTAH STATE IN THE ASSOCIATED PRESS POLL ///**

Date	Rank	Result	Opponent
Oct. 31, 1960	18th	W 17-13	WYOMING
Nov. 7, 1960	19th	W 45-6	at Pacific
Sept. 25, 1961	RV	W 34-14	at Washington St.
Oct. 2, 1961	RV	T 6-6	at Wyoming
Oct. 16, 1961	RV	W 49-3	at Colorado State
Oct. 23, 1961	RV	W 69-0	IDAHO
Oct. 30, 1961	RV	W 31-8	at Brigham Young
Nov. 6, 1961	RV	W 65-22	at W. Michigan
Nov. 13, 1961	RV	W 17-6	at Utah
Nov. 20, 1961	RV	Did Not Play	
Nov. 27, 1961	RV	Did Not Play	
*Dec. 4, 1961	10th	L 9-24	#vs. Baylor
Preseason, 1962	RV	W 29-18	at San Jose State
Preseason, 1962	RV	W 45-7	at Idaho
Oct. 8, 1962	RV	L 13-14	at New Mexico
Oct. 12, 1964	RV	W 14-3	at New Mexico
Oct. 18, 1965	RV	W 41-20	at Colorado State
Oct. 25, 1965	RV	W 34-21	BYU
Nov. 1, 1965	RV	L 0-7	at Memphis
Nov. 8, 1965	RV	L 19-21	at Wichita State
Preseason, 1966	RV	L 8-17	at New Mexico
Nov. 4, 2012	RV	Did Not Play	
Nov. 11, 2012	RV	W, 48-41 OT	at Louisiana Tech
Nov. 18, 2012	25th	W, 45-9	IDAHO
Nov. 25, 2012	20th	Did Not Play	
Dec. 2, 2012	18th	W, 41-15	&vs. Toledo
*Jan. 8, 2013	16th	Did Not Play	
Oct. 29, 2018	18th	W, 56-17	at Hawai'i
Nov. 5, 2018	14th	W, 62-24	SAN JOSE STATE
Nov. 12, 2018	14th	W, 29-24	at Colorado State
Nov. 19, 2018	14th	L, 24-33	at #21 Boise State
Nov. 26, 2018	RV	W, 52-13	\$vs. North Texas
*Jan. 8, 2019	22nd	Did Not Play	
Nov. 20, 2021	RV	L, 17-44	Wyoming
Dec. 18, 2021	RV	W, 23-14	+Oregon State
*Jan. 11, 2022	24th	Did Not Play	

RV - Received Votes

\* - Final Poll

# - Gotham Bowl

&amp; - Famous Idaho Potato Bowl

\$ - New Mexico Bowl

+- LA Bowl

(NOTE: AP Polls from 1961-67 included only 10 teams)

**/// UTAH STATE vs. ASSOCIATED PRESS RANKED TEAMS ///**

Date	Rank	Result	Opponent
Dec. 31, 1960	17th	L 13-20	&vs. New Mexico St.
Nov. 18, 1961	RV	W 17-6	at Utah
Nov. 21, 1964	RV	L 6-14	at Utah
Sept. 24, 1966	4th	L 7-28	at Nebraska
Oct. 22, 1966	RV	L 10-35	at Wyoming
Nov. 4, 1967	RV	W 30-9	BYU
Nov. 8, 1969	19th	L 13-38	at Air Force
Sept. 12, 1970	14th	L 0-37	at Kansas State
Oct. 2, 1971	1st	L 6-42	at Nebraska
Sept. 16, 1972	4th	L 0-49	at Oklahoma
Oct. 7, 1972	9th	L 12-27	at Texas
Sept. 28, 1974	3rd	L 3-72	at Oklahoma
Oct. 4, 1975	7th	L 7-61	at Texas
Sept. 11, 1976	13th	L 16-33	at Arkansas
Sept. 24, 1977	20th	L 6-65	BYU
Sept. 15, 1979	8th	L 14-35	at Nebraska
Sept. 20, 1980	7th	L 17-35	at Texas
Oct. 2, 1981	10th	L 26-32	at Brigham Young
Oct. 29, 1983	15th	L 34-38	at Brigham Young
Nov. 24, 1984	1st	L 13-38	at Brigham Young
Nov. 9, 1985	18th	L 0-44	BYU
Sept. 6, 1986	18th	L 0-52	at Brigham Young
Nov. 22, 1986	RV	L 7-14	at Fresno State
Sept. 5, 1987	2nd	L 12-56	at Nebraska
Oct. 31, 1987	RV	L 14-24	SAN JOSE STATE
Sept. 3, 1988	2nd	L 13-63	at Nebraska
Sept. 30, 1988	RV	L 3-38	at Brigham Young
Sept. 16, 1989	13th	L 10-66	at Southern Cal
Sept. 23, 1989	20th	L 2-41	at Illinois
Sept. 30, 1989	RV	L 10-37	BYU
Oct. 14, 1989	RV	L 7-34	FRESNO STATE
Oct. 6, 1990	RV	L 7-52	at Oregon
Nov. 24, 1990	4th	L 10-45	at Brigham Young
Sept. 7, 1991	14th	L 28-59	at Nebraska
Sept. 21, 1991	7th	L 21-55	at Oklahoma
Nov. 2, 1991	25th	W 20-19	FRESNO STATE
Sept. 5, 1992	RV	L 3-49	at Arizona
Oct. 17, 1992	RV	W 28-16	KANSAS STATE
Sept. 18, 1993	RV	L 24-28	BAYLOR
Dec. 17, 1993	RV	W 42-33	^vs. Ball State
Sept. 3, 1994	RV	L 17-32	at Utah
Sept. 30, 1994	RV	L 6-34	at Brigham Young
Nov. 12, 1994	RV	L 28-56	at Nevada
Sept. 16, 1995	RV	L 21-24	at So. Mississippi

Aug. 31, 1996	RV	W 20-17	UTAH
Sept. 28, 1996	RV	L 20-58	at Texas Tech
Oct. 4, 1996	21st	L 17-45	BYU
Aug. 30, 1997	RV	W 21-17	at Utah
Sept. 13, 1997	25th	L 24-35	COLORADO STATE
Oct. 3, 1997	24th	L 35-42	at Brigham Young
Oct. 11, 1997	RV	L 16-24	at Oregon State
Sept. 19, 1998	15th	L 6-25	at Colorado
Oct. 10, 1998	RV	L 12-53	at Washington
Sept. 4, 1999	12th	L 7-38	at Georgia
Sept. 18, 1999	RV	L 18-38	at Utah
Oct. 1, 1999	RV	L 31-34 OT	BYU
Oct. 16, 1999	9th	L 0-40	at Kansas State
Sept. 2, 2000	RV	L 16-38	at Texas Tech
Sept. 23, 2000	RV	L 20-44	at Arizona State
Sept. 8, 2001	13th	L 14-31	at LSU
Sept. 29, 2001	6th	L 21-38	OREGON
Oct. 5, 2001	18th	L 34-54	at Brigham Young
Dec. 1, 2001	21st	L 21-70	at Fresno State
Sept. 7, 2002	9th	L 13-44	at Nebraska
Sept. 6, 2003	23rd	L 7-31	at Nebraska
Sept. 13, 2003	16th	L 16-26	at Arizona State
Sept. 18, 2004	15th	L 6-48	UTAH
Sept. 10, 2005	RV	L 7-31	at Utah
Oct. 15, 2005	RV	L 21-53	at Fresno State
Oct. 29, 2005	5th	L 3-35	at Alabama
Nov. 4, 2006	RV	L 10-63	HAWAI'I
Nov. 18, 2006	13th	L 10-49	at Boise State
Sept. 15, 2007	3rd	L 3-54	at Oklahoma
Oct. 6, 2007	16th	L 37-52	at Hawai'i
Nov. 10, 2007	19th	L 0-52	BOISE STATE
Sept. 6, 2008	18th	L 24-66	at Oregon
Sept. 13, 2008	22nd	L 10-58	UTAH
Oct. 3, 2008	8th	L 14-34	BYU
Nov. 8, 2008	9th	L 14-49	BOISE STATE
Sept. 3, 2009	19th	L 17-35	at Utah
Oct. 2, 2009	20th	L 17-35	at BYU
Nov. 20, 2009	6th	L 21-53	BOISE STATE
Sept. 4, 2010	7th	L 24-31	at Oklahoma
Oct. 30, 2010	RV	L 42-56	at Nevada
Dec. 4, 2010	9th	L 14-50	at Boise State
Sept. 3, 2011	23rd	L 38-42	at Auburn
Sept. 15, 2012	RV	L 14-16	at Wisconsin
Nov. 17, 2012	19th	W 48-41 OT	at Louisiana Tech
Dec. 7, 2013	24th	L 17-24	at Fresno State
Dec. 26, 2013	24th	W 21-14	+vs. Northern Illinois
Oct. 3, 2014	18th	W 35-20	at BYU
Oct. 18, 2014	RV	L 13-16	at Colorado State
Nov. 29, 2014	25th	L 19-50	at Boise State
Sept. 11, 2015	24th	L 14-24	at Utah
Oct. 16, 2015	21st	W 52-26	BOISE STATE
Nov. 28, 2015	RV	L 28-51	BYU
Oct. 1, 2016	24th	L 10-21	at Boise State
Oct. 28, 2016	RV	L 13-40	SAN DIEGO STATE
Nov. 5, 2016	RV	L 28-52	at Wyoming
Aug. 31, 2018	11th	L 31-38	at Michigan State
Nov. 24, 2018	21st	L 24-33	at Boise State
Oct. 5, 2019	5th	L 6-42	at LSU
Nov. 23, 2019	20th	L 21-56	BOISE STATE
Oct. 1, 2021	13th	L 20-34	BYU
Dec. 4, 2021	19th	W 46-13	at San Diego State
Sept. 3, 2022	1st	L 0-55	at Alabama
Sept. 29, 2022	19th	L 26-38	at BYU

RV - Received Votes

&amp; - Sun Bowl

^ - Las Vegas Bowl

+- Poinsettia Bowl

(NOTE: AP Polls from 1961-67 included only 10 teams)

**USU vs. Associated Press Ranked Teams**

USU vs. Ranked Teams: 6-63 (H: 2-11, A: 3-51, N: 1-1)

USU vs. Teams Receiving Votes: 6-29 (H: 3-8, A: 2-21, N: 1-0)

USU vs. Number One: 0-3


USU vs. Top Five: 0-12

USU vs. Top 10: 0-23

(NOTE: AP Polls from 1961-67 included only 10 teams)

**Other Polls**

Utah State finished the 1972 season ranked 19th in the final UPI poll.



**Roger Grant (#35)** rushed for 98 yards on 20 carries in Utah State's dramatic 20-19 win over 25th-ranked Fresno State on Nov. 2, 1991. It was the Bulldogs' only loss of the season.





/// UTAH STATE IN THE FINAL POLLS ///

**Associated Press**

1961	Final	10th
2012	Final	16th
2018	Final	22nd
2021	Final	24th

**ESPN/USA Today Coaches Poll**

2012	Final	17th
2018	Final	21st

**BCS Standings**

2012	Final	22nd
------	-------	------

**United Press International**

1961	Final	10th
1972	Final	19th

/// NCAA TEAM LEADERS ///

**Total Offense**

1963	395.3
------	-------

**Rushing Offense**

1960	312.0
------	-------

**Scoring Offense**

1961	38.7
1963	31.7

**Rushing Defense**

1961	50.8
------	------

**Punting**

1957	40.1
------	------

**Kickoff Returns**

1978	26.7
2018	30.3

**Most Improved**

1942	+5.5
------	------

**Turnovers Forced**

2018	32
------	----

**Passes Intercepted**

2018	22
------	----

/// NCAA INDIVIDUAL LEADERS ///

**Rushing**

1974	Louie Giammona	<b>Avg.</b> 153.4
------	----------------	----------------------

**Receptions**

1972	Tom Forzani	<b>Avg.</b> 7.7
2001	Kevin Curtis	9.1

**Scoring**

1953	Earl Lindley	<b>Pts.</b> 81
------	--------------	-------------------

**Interceptions**

1948	Jay Van Noy	<b>No.</b> 8
1956	Jack Hill	7
1966	Henry King	11

**Blocked Punts**

2022	Ike Larsen	<b>No.</b> 3
------	------------	-----------------

**Punt Returns**

1961	Tom Larscheid	<b>Avg./Yds</b> 23.4
1962	Darrell Roberts	333
2007	Kevin Robinson	18.9

**Kickoff Returns**

1957	Overton Curtis	<b>Avg./Yds</b> 695
1967	Altie Taylor	31.9
2018	Savon Scarver	33.7

**Kickoff Return Yards**

2010	Kerwynn Williams	<b>Yds</b> 1,444
------	------------------	---------------------

**Kickoff Return Yards Per Game**

2010	Kerwynn Williams	<b>Avg.</b> 120.3
------	------------------	----------------------

**All-Purpose**

1956	Jack Hill	<b>Avg.</b> 169.1
1957	Overton Curtis	160.8
1974	Louie Giammona	198.4
1975	Louie Giammona	185.9
2000	Emmett White	238.9

**Fumbles Recovered**

2015	Kyler Fackrell	<b>Avg.</b> 0.38
------	----------------	---------------------

**Yards Per Play in a Career**

2004-07	Kevin Robinson	<b>Avg.</b> 16.16
---------	----------------	----------------------

/// CONFERENCE TEAM LEADERS ///

**Passing**

1979	268.0
1988	298.0

**Rushing**

2011	282.7
------	-------

**Scoring**

1979	31.5
1997	33.6
2011	33.6
2018	47.5

**Total Offense**

2018	497.4
------	-------

**Sacks**

2012	3.23
2014	3.57

**Tackles for Loss**

2014	8.1
2021	7.9
2022	7.2

**Rushing Defense**

1979	154.2
1989	114.9
1997	115.6
1998	123.4
2013	106.7
2014	130.7

**Passing Defense**

1997	251.2
2003	192.8
2012	208.3

**Pass Efficiency Defense**

2012	104.4
2013	113.2

**Total Defense**

1997	366.8
1998	319.9
2011	366.2
2012	322.1
2013	330.9

**Scoring Defense**

1978	19.5
1981	19.1
1997	23.7
2012	15.4
2013	17.1
2014	19.7

**Red Zone Offense**

2010	89.5
------	------

**Kickoff Returns**

1999	22.6
2010	25.2
2018	30.3

**Kickoff Return Defense**

2020	17.4
------	------

**Punt Returns**

1997	15.1
1999	13.1
2004	18.33
2007	18.29

**Punt Return Defense**

2020	1.4
------	-----

**Net Punting**

2000	35.6
------	------

**Turnover Margin**

2013	0.79
2018	1.08

/// CONFERENCE INDIVIDUAL LEADERS ///

**Total Offense**

1988	Brent Snyder	<b>Avg.</b> 285.6
2003	Travis Cox	237.0

**Rushing**

1979	Rick Parros	<b>Avg.</b> 112.4
1990	Roger Grant	124.6
1999	Demario Brown	139.6
2000	Emmett White	120.2
2012	Kerwynn Williams	116.3

**Rushing Yards Per Carry**

2018	Darwin Thompson	<b>Avg.</b> 6.8
------	-----------------	--------------------

**Passing**

1979	Eric Hipple	<b>Avg.</b> 141.1
2003	Travis Cox	232.6

**Passing Touchdowns**

2021	Logan Bonner	<b>Avg.</b> 2.57
------	--------------	---------------------

**Passing Efficiency**

2018	Jordan Love	<b>Avg.</b> 158.3
------	-------------	----------------------

**Receptions**

1979	James Murphy	<b>Avg.</b> 5.7
1980	James Murphy	6.0
2003	Chris Cooley	6.20

**Receiving Yards**

2000	Aaron Jones	<b>Avg.</b> 105.0
2021	Deven Thompkins	121.7

**Receiving Touchdowns**

2015	Hunter Sharp	<b>No.</b> 9
------	--------------	-----------------

/// CONFERENCE INDIVIDUAL LEADERS ///

**All-Purpose**

1979	Rick Parros	<b>Avg.</b> 126.0
1997	Steve Smith	140.7
2000	Emmett White	238.9
2005	Tony Penryman	146.0
2007	Kevin Robinson	193.1
2010	Kerwynn Williams	170.2
2012	Kerwynn Williams	171.2
2021	Deven Thompkins	140.7

**Punting**

1978	Guy McClure	<b>Avg.</b> 43.0
1979	Guy McClure	41.1
1980	Guy McClure	41.1
1986	Herick Mandel	42.9
1990	Rusty Carlsen	42.2

**Punt Returns**

1978	Jimmy Bryant	<b>Avg.</b> 9.4
1979	Stacy Colbert	9.2
1980	Stacy Colbert	9.5
1981	Fred Fernandes	12.2
1993	James Dye	12.2
1994	Kevin Alexander	14.5
1997	Steve Smith	15.6
1999	Emmett White	15.0
2004	Kevin Robinson	22.5
2007	Kevin Robinson	18.9
2014	JoJo Natson	11.7

**Punt Return TDs**

2013	JoJo Natson	<b>No.</b> 2
2014	JoJo Natson	2

**Kickoff Returns**

1978	Jimmy Bryant	<b>Avg.</b> 27.6
1981	Marvin Ellis	37.2
2005	Tony Penryman	29.35
2010	Kerwynn Williams	27.25
2018	Savon Scarver	33.70
2019	Savon Scarver	27.90

**Kickoff Return TDs**

2018	Savon Scarver	<b>No.</b> 2
2019	Savon Scarver	2

**Scoring Avg.**

1979	Rick Parros	<b>Avg.</b> 8.2
1992	Sean Jones	7.5
2011	Robert Turbin	10.6
2018	Dominik Eberle	10.8
2019	Dominik Eberle	8.3

**Kick Scoring**

1978	Steve Steinke	<b>Avg.</b> 7.2
1979	Steve Steinke	5.8
1990	Doug Beach	7.0
1992	Sean Jones	7.5
1993	Nathan Morreale	8.2
2018	Dominik Eberle	10.8

**Field Goals**

1998	Brad Bohn	<b>Avg.</b> 2.18
2018	Dominik Eberle	1.69

**Field Goal Pct.**

2008	Peter Caldwell	<b>Avg.</b> 83.3
------	----------------	---------------------

**Interceptions**

1986	Darrin Long (tied)	<b>No.</b> 6
1988	Travis Clark	5
1990	Damon Smith	5
1991	Ron Edwards	7
1992	Donald Toomer	6
1997	Johndale Carty	6
2018	Aaron Wade	4
2018	DJ Williams	4

**Passes Defended**

2012	Will Davis	<b>Avg.</b> 1.69
2017	Jalen Davis	1.15

**Tackles (1998-present)**

1998	Tony D'Amato	<b>Avg.</b> 15.4
1999	Brent Passey	12.9
2010	Bobby Wagner	11.1
2011	Bobby Wagner	11.3
2015	Nick Vigil	11.1
2018	David Woodward	11.2

**Sacks**

2005	John Chick	<b>Avg.</b> 1.14
2018	Tipa Galeai	0.81

**Tackles For Loss**

2005	John Chick	<b>Avg.</b> 1.73
------	------------	---------------------

**Forced Fumbles**

2014	Nick Vigil	<b>Avg.</b> 0.38
------	------------	---------------------

**Fumbles Recovered**

2014	Devin Centers	<b>Avg.</b> 0.23
2015	Kyler Fackrell	0.38
2019	Justus Te'i	0.23

**Blocked Kicks**

2014	Travis Seefeldt	<b>No.</b> 2
2015	David Moala	2
2022	Ike Larsen	3



**Tony Adams, QB**  
Kansas City Chiefs, 1975-78  
Minnesota Vikings, 1987

**Louie Aguiar, K**  
New York Jets, 1991-93  
Kansas City Chiefs, 1994-98  
Green Bay Packers, 1999  
Chicago Bears, 2000

**Lionel Aldridge, DE**  
Green Bay Packers, 1963-71  
San Diego Chargers, 1972-73

**Kevin Alexander, WR**  
New York Giants, 1996-97  
Miami Dolphins, 1998  
Washington Redskins, 1999

**Maurice Alexander, S**  
St. Louis Rams, 2014-17  
Seattle Seahawks, 2018  
Buffalo Bills, 2019

**Ricky Ali'ifua, DE**  
Kansas City Chiefs, 2017  
Seattle Seahawks, 2018

**Buddy Allen, HB**  
Denver Broncos, 1961

**Patrick Allen, CB**  
Houston Oilers, 1984-90

**Ocie Austin, DB**  
Baltimore Colts, 1968-69  
Pittsburgh Steelers, 1970-71

**Willie Beecher, K**  
Miami Dolphins, 1987  
Buffalo Bills, 1987-88

**Ed Berry, DB**  
Green Bay Packers, 1986  
San Diego Chargers, 1987

**Diondre Borel, WR**  
Green Bay Packers, 2011  
Tampa Bay Buccaneers, 2012  
Tennessee Titans, 2012-13

**Craig Bradshaw, QB**  
Houston Oilers, 1980

**James Brindley, S**  
Seattle Seahawks, 2010-11

**Clyde Brock, DT**  
Dallas Cowboys, 1962-63  
San Francisco 49ers, 1963

**Jarrett Bush, CB**  
Green Bay Packers, 2006-14

**Chuck Butler, LB**  
Seattle Seahawks, 1984

**Israel Byrd, CB**  
New Orleans Saints, 1993-95  
Tennessee Titans, 1999

**Johndale Carty, FS**  
Atlanta Falcons, 1999-2002  
Jacksonville Jaguars, 2003

**Ron Cassidy, WR**  
Green Bay Packers, 1979-84

**John Chick, DE**  
Indianapolis Colts, 2010  
Jacksonville Jaguars, 2011-12

**Mike Childers, P**  
Dallas Cowboys, 1975  
Los Angeles Rams, 1978

**Brian Cobbs, WR**  
Arizona Cardinal, 2023

**Rajric Coleman, CB**  
Buffalo Bills, 2011

**Mike Connelly, C**  
Los Angeles Rams, 1959  
Dallas Cowboys, 1960-67  
Pittsburgh Steelers, 1968

**Chris Cooley, TE**  
Washington Redskins, 2004-12

**Ben Crosland, DE**  
Denver Broncos, 1999

**Kevin Curtis, WR**  
St. Louis Rams, 2003-06  
Philadelphia Eagles, 2007-09  
Miami Dolphins, 2010  
Kansas City, 2010  
Tennessee Titans, 2011

**Jalen Davis, CB**  
Miami Dolphins, 2018  
Arizona Cardinals, 2019-20  
Cincinnati Bengals, 2020-

**Will Davis, CB**  
Miami Dolphins, 2013-15  
Baltimore Ravens, 2015-16  
San Francisco 49ers, 2017

**Chuck Detwiler, S**  
San Diego Chargers, 1970-72  
St. Louis Cardinals, 1973

**Jed DeVries, OT**  
Cleveland Browns, 1994-95  
Baltimore Ravens, 1996  
Philadelphia Eagles, 1997

**Jake Doughty, LB**  
Green Bay Packers, 2014

**Bill Dunstan, DT**  
Philadelphia Eagles, 1973-76  
Buffalo Bills, 1977  
Los Angeles Rams, 1979

**Dominik Eberle, PK**  
Las Vegas Raiders, 2020  
Carolina Panthers, 2021  
Houston Texas, 2021

**Marwin Evans, SS**  
Green Bay Packers, 2016-18  
Seattle Seahawks, 2018-19

**Kyler Fackrell, LB**  
Green Bay Packers, 2016-19  
New York Giants, 2020  
Los Angeles Chargers, 2021  
Las Vegas Raiders, 2022

**Bojay Filimoeatu, LB**  
Oakland Raiders, 2014

**Bob Gagliano, QB**  
Kansas City Chiefs, 1981-83  
San Francisco 49ers, 1986-87  
Houston Oilers, 1988  
Indianapolis Colts, 1988  
Detroit Lions, 1989-90  
San Diego Chargers, 1991-92  
Atlanta Falcons, 1993  
San Francisco 49ers, 1994  
Green Bay Packers, 1995

**Tipa Galeai, LB**  
Green Bay Packers, 2020-22

**Hal Garner, LB**  
Buffalo Bills, 1985-88; 1990-91

**Wesley Garnett, WR**  
San Diego Chargers, 1971-72

**Louie Giammona, RB**  
New York Jets, 1976  
Philadelphia Eagles, 1978-82

**Ed Giles, RB**  
Los Angeles Rams, 1972

**Tay Glover-Wright, CB**  
Atlanta Falcons, 2014  
Green Bay Packers, 2014  
Indianapolis Colts, 2015-16  
Philadelphia Eagles, 2017  
New York Giants, 2017

**Cornell Green, DB**  
Dallas Cowboys, 1962-74

**Jalen Greene, WR**  
Los Angeles Rams, 2019

**De'von Hall, S**  
Indianapolis Colts, 2009  
Tampa Bay Buccaneers, 2010

**Mike Hamby, DE**  
Buffalo Bills, 1986

**Matt Hanousek, OL**  
Seattle Seahawks, 1987

**Jim Harris, DT**  
New York Jets, 1965-67

**Jack Hill, HB**  
Denver Broncos, 1961

**Eric Hipple, QB**  
Detroit Lions, 1980-89

**Jim Hough, OL**  
Minnesota Vikings, 1978-86

**Trevor Hutton, OL**  
Indianapolis Colts, 2004-05

**Chuck Jacobs, WR**  
San Francisco 49ers, 2013-14  
Baltimore Ravens, 2015

**Nakia Jenkins, WR**  
New York Jets, 1998  
Jacksonville Jaguars, 1999

**Ade Jimoh, CB**  
Washington Redskins, 2003-06  
Chicago Bears, 2007  
New England Patriots, 2008

**Spencer Johnson, OL**  
Philadelphia Eagles, 2011

**Rulon Jones, DE**  
Denver Broncos, 1980-88

**Henry King, DB**  
New York Jets, 1967

**Steve Kinney, T**  
Chicago Bears, 1973-74

**Micah Knorr, P**  
Dallas Cowboys, 2000-02  
Denver Broncos, 2002-04  
New York Jets, 2005

**Greg Kragen, DL**  
Denver Broncos, 1985-93  
Kansas City Chiefs, 1994  
Carolina Panthers, 1995-98

**MacArthur Lane, RB**  
St. Louis Cardinals, 1968-71  
Green Bay Packers, 1972-74  
Kansas City Chiefs, 1975-78

**Al Lapuaho, DT**  
Pittsburgh Steelers, 2014

**B.J. Larsen, DE**  
Buffalo Bills, 2015

**Tyler Larsen, C**  
Miami Dolphins, 2014  
Washington Redskins, 2015  
Carolina Panthers, 2016-20  
Washington Commanders, 2021-

**Paul Lavine, LB**  
Seattle Seahawks, 1987

**Nevin Lawson, CB**  
Detroit Lions, 2014-18  
Oakland/Las Vegas Raiders, 2019-21

**Dallin Leavitt, S**  
Oakland/Las Vegas Raiders, 2018-21  
Green Bay Packers, 2022-

**Jim LeMoine, OG**  
Buffalo Bills, 1967  
Houston Oilers, 1968-69

**Bashir Levingston, LB**  
New York Giants, 1999-2000

**Tarren Lloyd, TE**  
New York Jets, 2012

**Jordan Love, QB**  
Green Bay Packers, 2020-

**Earsell Mackbee, DB**  
Minnesota Vikings, 1965-69

**Curtis Marsh, CB**  
Philadelphia Eagles, 2011-13  
Cincinnati Bengals, 2013  
Denver Broncos, 2014-15

**Ralph Maughan, C**  
Detroit Lions, 1949

**Steve Maughan, LB**  
Tampa Bay Buccaneers, 1976

**Doug Mayberry, RB**  
Minnesota Vikings, 1961-62  
Oakland Raiders, 1963

**Devante Mays, RB**  
Green Bay Packers, 2017  
Cleveland Browns, 2018-19  
Jacksonville Jaguars, 2019

**Clark Miller, DE**  
San Francisco 49ers, 1962-68  
Washington Redskins, 1969  
Los Angeles Rams, 1970

**Craig Miller, S**  
Jacksonville Jaguars, 2000

**Shawn Miller, NT**  
Los Angeles Rams, 1984-89





**Solomon Miller, WR**  
New York Giants, 1986  
Tampa Bay Buccaneers, 1987

**David Moala, NG**  
Denver Broncos, 2016  
Arizona Cardinals, 2017

**Mel Montalbo, DB**  
Oakland Raiders, 1962

**Rod Moore, WR**  
San Francisco 49ers, 1994

**Mark Mraz, DE**  
Atlanta Falcons, 1987  
Los Angeles Raiders, 1989

**Carl Mulleneaux, E**  
Green Bay Packers, 1938-41; 1945-46

**Bill Munson, QB**  
Los Angeles Rams, 1964-67  
Detroit Lions, 1968-76  
Seattle Seahawks, 1976  
San Diego Chargers, 1977  
Buffalo Bills, 1978-79

**James Murphy, WR**  
Kansas City Chiefs, 1981

**Shawn Murphy, G**  
Miami Dolphins, 2008  
Tampa Bay Buccaneers, 2009  
Carolina Panthers, 2010  
Denver Broncos, 2011

**Spain Musgrove, DL-OL**  
Washington Redskins, 1967-69  
Houston Oilers, 1970

**Rob Myers, TE**  
New York Jets, 2009  
Philadelphia Eagles, 2009  
New England Patriots, 2009-2010  
Indianapolis Colts, 2010-11  
Washington Redskins, 2011

**Patrick Newman, WR**  
Minnesota Vikings, 1990  
New Orleans Saints, 1991-93  
Cleveland Browns, 1994

**Tony Newson, LB**  
Kansas City Chiefs, 2002  
St. Louis Rams, 2004

**Jim Newton, OT**  
Indianapolis Colts, 2003-04  
Arizona Cardinals, 2005

**Merlin Olsen, DT**  
Los Angeles Rams, 1962-76

**Phil Olsen, DL-OL**  
Boston Patriots, 1970  
Los Angeles Rams, 1971-74  
Denver Broncos, 1975-76

**Dave Parkin, DB**  
Detroit Lions, 1979

**Scott Parrish, OT**  
Denver Broncos, 1976

**Rick Parros, RB**  
Denver Broncos, 1981-84  
Seattle Seahawks, 1985, 1987

**AJ Pataiali'i, NG**  
Baltimore Ravens, 2014

**Donald Penn, OL**  
Tampa Bay Buccaneers, 2006-13  
Oakland Raiders, 2014-18  
Washington Redskins, 2019

**Mike Perko, DT**  
Atlanta Falcons, 1982

**Chris Randle, S**  
Dallas Cowboys, 2011

**Dax Raymond, TE**  
Chicago Bears, 2019  
Pittsburgh Steelers, 2020  
Green Bay Packers, 2020  
Pittsburgh Steelers, 2021

**Kevin Robinson, WR**  
Kansas City Chiefs, 2008  
St. Louis Rams, 2009

**Len Rohde, T**  
San Francisco 49ers, 1960-74

**Kent Ryan, B**  
Detroit Lions, 1938-40

**Paul Sanders, HB**  
Boston Yanks, 1944

**Ron Sbranti, LB**  
Denver Broncos, 1966

**Patrick Scales, LS**  
Baltimore Ravens, 2011-12  
Miami Dolphins, 2013  
New York Jets, 2013  
Baltimore Ravens, 2014  
Tampa Bay Buccaneers, 2014  
Chicago Bears, 2015-

**Hunter Sharp, WR**  
Philadelphia Eagles, 2016  
Denver Broncos, 2016-17  
New York Giants, 2017  
Buffalo Bills, 2018  
Cincinnati Bengals, 2018

**Roy Shivers, RB**  
St. Louis Cardinals, 1966-72

**Greg Sinnott, T**  
Los Angeles Rams, 1987

**Aaron Smith, LB**  
Denver Broncos, 1984

**Al Smith, LB**  
Houston Oilers, 1987-95

**James Smith, S**  
Denver Broncos, 1969

**Kendal Smith, WR**  
Cincinnati Bengals, 1989-90

**Michael Smith, RB**  
Tampa Bay Buccaneers, 2012-13  
New York Jets, 2014

**Glen Sorenson, G**  
Green Bay Packers, 1943-45

**Bill Staley, DT**  
Cincinnati Bengals, 1968-69  
Chicago Bears, 1970-72

**Brian Suite, S**  
Detroit Lions, 2015

**Altie Taylor, RB**  
Detroit Lions, 1969-76  
Houston Oilers, 1976

**Devin Thompkins, WR**  
Tampa Bay Buccaneers, 2022-

**Darwin Thompson, RB**  
Kansas City Chiefs, 2019-21  
Tampa Bay Buccaneers, 2021  
Seattle Seahawks, 2022

**John Thompson, TE**  
Green Bay Packers, 1979-82

**Ken Thompson, WR**  
St. Louis Cardinals, 1982-83

**D.J. Tialavea, TE**  
Jacksonville Jaguars, 2014  
Buffalo Bills, 2014  
Atlanta Falcons, 2015-16  
Chicago Bears, 2017

**Navy Tuiasosopo, C**  
Los Angeles Rams, 1987

**Robert Turbin, RB**  
Seattle Seahawks, 2012-14  
Cleveland Browns, 2015  
Dallas Cowboys, 2015  
Indianapolis Colts, 2016-18  
Seattle Seahawks, 2019

**Jim Turner, K-QB**  
New York Jets, 1964-70  
Denver Broncos, 1971-79

**Maurice Turner, RB**  
Minnesota Vikings, 1984-85  
Green Bay Packers, 1985  
New York Jets, 1987

**Calvin Tyler Jr., RB**  
Cincinnati Bengals, 2023

**Rich Tylski, OG**  
New England Patriots, 1994  
Jacksonville Jaguars, 1995-99  
Pittsburgh Steelers, 2000-01  
New England Patriots, 2002  
Carolina Panthers, 2004

**Nick Vigil, LB**  
Cincinnati Bengals, 2016-19  
Los Angeles Chargers, 2020  
Minnesota Vikings, 2021  
Arizona Cardinals, 2022

**Zach Vigil, LB**  
Miami Dolphins, 2015-16  
Washington Redskins, 2016  
Buffalo Bills, 2017  
Washington Redskins, 2017-18

**Bobby Wagner, LB**  
Seattle Seahawks, 2012-21, 2023  
Los Angeles Rams, 2022

**Elmer "Bear" Ward, C**  
Detroit Lions, 1935-36

**Bob Wicks, WR**  
St. Louis Cardinals, 1972  
New Orleans Saints, 1974  
Green Bay Packers, 1974

**Frank "Buss" Williams, B**  
New York Giants, 1948

**Kerwynn Williams, RB**  
Indianapolis Colts, 2013  
San Diego Chargers, 2013-14  
Arizona Cardinals, 2014-17  
Kansas City Chiefs, 2018  
Detroit Lions, 2019  
Tampa Bay Buccaneers, 2019  
New Orleans Saints, 2019

**Derek Wright, WR**  
Carolina Panthers, 2022-

**Kevin Young, DE**  
New Orleans, Saints, 1987

**Rich Zecher, DT**  
Oakland Raiders, 1965  
Miami Dolphins, 1966-67  
Buffalo Bills, 1967



**Bobby Wagner (#54)** is an eight-time Pro Bowl and six-time first-team All-Pro selection with the Seattle Seahawks. Wagner also played in back-to-back Super Bowls with the Seahawks in 2014 and 2015, winning the championship in 2014. He has led the NFL in tackles twice (2016, 2019) and was named to the NFL 2010s All-Decade Team.

/// AGGIES IN THE PRO BOWL ///

Chris Cooley, Washington, 2 (2007-08)  
Cornell Green, Dallas, 5 (1966-68, 1972-73)  
Rulon Jones, Denver, 2 (1985-86)  
Greg Kragen, Denver, 1 (1990)  
MacArthur Lane, St. Louis, 1 (1971)  
Carl Mulleneaux, Green Bay, 2 (1940-41)  
Merlin Olsen, L.A. Rams, 14 (1963-76)  
Donald Penn, Tampa Bay, 3 (2010)  
Oakland, (2016-17)  
Len Rohde, San Francisco, 1 (1971)  
Al Smith, Houston, 2 (1991-92)  
Jim Turner, N.Y. Jets, 2 (1969-70)  
Bobby Wagner, Seattle, 8 (2014-21)

/// AGGIES IN THE SUPER BOWL ///

Lionel Aldridge, Green Bay, 2 (1966, 1967)  
Ocie Austin, Baltimore, 1 (1968)  
Jarrett Bush, Green Bay, 1 (2010)  
Bill Dunstan, L.A. Rams, 1 (1979)  
Hal Garner, Buffalo, 2 (1990, 1991)  
Louie Giammona, Philadelphia, 1 (1980)  
Cornell Green, Dallas, 2 (1970, 1971)  
Rulon Jones, Denver, 2 (1986, 1987)  
Greg Kragen, Denver, 3 (1986, 1987, 1989)  
Earsell Mackbee, Minnesota, 1 (1969)  
Solomon Miller, N.Y. Giants, 1 (1986)  
Rod Moore, San Francisco, 1 (1994)  
DJ Tialavea, Atlanta, 1 (2017)  
Darwin Thompson, Kansas City, 2 (2020, 2021)  
Robert Turbin, Seattle, 2 (2014, 2015)  
Jim Turner, N.Y. Jets, 2 (1968), Denver (1977)  
Bobby Wagner, Seattle, 2 (2014, 2015)  
Jalen Davis, Cincinnati, 1 (2022)



**/// NFL DRAFT - YEAR / ROUND / PICK ///**

**1937**  
Ed (Red) Wade, T, Chicago (10/98)

**1944**  
Jack Okland, T, New York Giants (6/48)

**1945**  
Howie Hansen, T, Detroit (11/105)  
John Putnik, E, Washington (14/137)

**1946**  
Jack Seiferling, B, Pittsburgh (5/33)

**1947**  
Ralph Maughan, E, Detroit (18/156)

**1948**  
Moroni Schwab, T, Detroit (7/53)  
Frank Williams, B, New York Giants (20/176)

**1949**  
Dale Panter, T, Detroit (14/132)

**1950**  
Jay Van Noy, B, Los Angeles Rams (10/129)

**1952**  
Bob Stoddard, T, Chicago (25/296)

**1954**  
Earl Lindley, B, Chicago (16/186)

**1955**  
Dave Kragthorpe, G, New York Giants (16/188)  
Charley Hatch, E, Detroit (30/359)

**1956**  
Jack Hill, B, Baltimore (13/151)  
Reed Henderson, T, San Francisco (15/171)

**1957**  
Larry Sorenson, T, Chicago (12/144)  
Bob Winters, QB, Cleveland (22/258)  
Tom Range, G, Pittsburgh (29/343)

**1958**  
Gary Lund, G, Baltimore (30/356)

**1959**  
Overton Curtis, B, Pittsburgh (11/127)  
Mike Connelly, C, Los Angeles Rams (12/141)  
Bill Meglen, G, Los Angeles Rams (22/261)

**1960**  
Len Rohde, T, San Francisco (5/59)  
Mike Connelly, C, Buffalo

**1961**  
Clark Miller, T, San Francisco (5/58)  
Doug Mayberry, FB, Minnesota (10/127)  
Roger Fisher, C, Oakland (23)  
Dave Mayberry, FB, Oakland

**1962**  
Merlin Olsen, T, Los Angeles Rams (1/3)  
Clyde Brock, T, Chicago (2/20)  
Tom Larscheid, B, Philadelphia (18/251)  
Terry Cagaanan, B, Minnesota (20/269)  
Tom Cagaanan, HB, Oakland (25)

**1963**  
Lionel Aldridge, G, Green Bay (4/54)  
Steve Shafer, B, San Francisco (11/148)  
Darnell Haney, T, St. Louis (19/254)  
Jim Turner, QB, Washington (19/259)  
Larry Campbell, FB, Oakland (28)

**1964**  
Bill Munson, QB, Los Angeles Rams (1/7)  
Jim McNaughton, E, New York Giants (12/165)

**1965**  
Jim Harris, T, Minnesota (4/55)  
Rich Zecher, T, Oakland (9)  
Roy Shivers, HB, St. Louis (19/264)  
Veran Smith, B, Minnesota (17/232)

**1966**  
Ron Sbranti, DE, San Francisco (10/147)

**1967**  
Spain Musgrove, DT, Washington (2/38)  
Jim LeMoine, TE, Buffalo (2/42)  
Henry King, DB, New York Jets (3/74)  
Mike Gold, T, St. Louis (8/193)  
Grant Martinsen, DB, Buffalo (15/389)

**1968**  
MacArthur Lane, RB, St. Louis (1/13)  
Bill Staley, DE, Cincinnati (2/28)  
Ocie Austin, DB, Baltimore (10/257)  
Jim Murphy, K, Chicago (16/424)  
Joe Forzani, LB, Philadelphia (17/448)  
Rich Zecher, DT, Cincinnati (Expansion)

**1969**  
Altie Taylor, RB, Detroit (2/34)  
Mike O'Shea, WR, Minnesota (5/112)  
Doug Gosnell, DT, Green Bay (8/194)  
Jim Smith, DB, Denver (10/244)

**1970**  
Phil Olsen, DT, Boston (1/4)  
Bernard Bradley, DB, San Diego (13/327)

**1971**  
Wes Garnett, WR, San Diego (12/299)  
Bill Dunstan, DE, San Francisco (14/361)  
Tyrone Couey, DB, Dallas (14/363)

**1972**  
Bob Wicks, WR, St. Louis (8/188)

**1973**  
Elton Brown, DE, Denver (11/269)  
Tony Adams, QB, San Diego (14/343)

**1974**  
Archie Gibson, RB, New England (11/268)

**1975**  
Bob Fuhriman, DB, Green Bay (13/321)

**1976**  
Steve Maughan, LB, Tampa Bay (3/91)  
Orlando Nelson, TE, Cincinnati (6/176)  
Scott Parrish, T, New Orleans (5/127)  
Louie Giammona, RB, N.Y. Jets (8/214)  
Bob Dzierzak, DT, Tampa Bay (15/404)  
Ron Holmes, RB, Miami (15/423)

**1978**  
Jim Hough, C, Minnesota (4/100)  
Keith Myers, QB, Green Bay (9/228)

**1979**  
Ron Cassidy, WR, Green Bay (8/193)  
John Thompson, TE, Green Bay (9/235)  
Dave Parkins, DB, Atlanta (9/239)

**1980**  
Rulon Jones, DE, Denver (2/42)  
Eric Hipple, QB, Detroit (4/85)  
Rick Parros, RB, Denver (4/107)  
Craig Bradshaw, QB, Oakland (7/182)  
Henry Henderson, DB, Detroit (10/251)

**1981**  
James Murphy, WR, Minnesota (10/266)  
Bob Gagliano, QB, Kansas City (12/319)

**1982**  
Mike Perko, DT, Pittsburgh (6/155)  
Larry Hogue, DB, Cincinnati (10/278)

**1983**  
Maurice Turner, RB, Minnesota (12/325)

**1984**  
Patrick Allen, DB, Houston (4/100)  
Aaron Smith, LB, Denver (6/159)  
Theodis Windham, DB, Seattle (12/329)

**1985**  
Hal Garner, LB, Buffalo (3/63)  
Mike Hamby, DT, Buffalo (6/141)

**1986**  
Ed Berry, DB, Green Bay (7/183)  
Solomon Miller, WR, N.Y. Giants (6/157)

**1987**  
Mark Mraz, T, Atlanta (5/125)  
Al Smith, LB, Houston (6/147)

**1988**  
Kendal Smith, WR, Cincinnati (7/194)  
Brent Snyder, QB, Chicago (7/192)

**1990**  
Pat Newman, WR, Minnesota (10/249)

**1999**  
Johndale Carty, DB, Atlanta (4/126)

**2003**  
Kevin Curtis, WR, St. Louis (3/74)

**2004**  
Chris Cooley, TE, Los Angeles (3/81)

**2008**  
Shawn Murphy, G, Miami (4/110)  
Kevin Robinson, WR/KR, Kansas City (6/182)

**2011**  
Curtis Marsh, CB, Philadelphia (3/90)

**2012**  
Bobby Wagner, LB, Seattle (2/47)  
Robert Turbin, RB, Seattle (4/111)  
Michael Smith, RB, Tampa Bay (7/212)

**2013**  
Will Davis, CB, Miami (3/93)  
Kerwynn Williams, RB, Indianapolis (7/230)

**2014**  
Maurice Alexander, S, St. Louis (4/110)  
Nevin Lawson, CB, Detroit (4/133)

**2016**  
Nick Vigil, LB, Cincinnati (3/87)  
Kyler Fackrell, LB, Green Bay (3/88)

**2017**  
Devante Mays, RB, Green Bay (7/238)

**2019**  
Darwin Thompson, RB, Kansas City (6/214)

**2020**  
Jordan Love, QB, Green Bay (1/26)



**Merlin Olsen** was the third player selected in the 1962 NFL Draft by the Los Angeles Rams.



**Phil Olsen** was the fourth player selected in the 1970 NFL Draft by the Boston Patriots.



/// OFFENSE ///


- WR** Kendal Smith (1985-88)... Third team All-America (1988)/BWC Offensive Player of the Year (1988)
- OT** Dave Kragthorpe (1951-54)... Two-time all-Skyline Eight Conference
- OG** Jim Hough (1974-77)... Second team AP All-America (1977)/ Nine years in NFL
- C** Ralph Maughan (1941-42, 46-47)... Three-time all-Mountain States Conference
- OG** Dave Kuresa (1981-84)... Three-time all-Pacific Coast Conference
- OT** Len Rohde (1957-59)... Two-time all-Skyline Eight/15-year NFL career
- TE** Norvel "Nog" Hansen (1946-49)... A three-sport letterman
- WR** Tom Forzani (1970-72)... Was USU receiving leader at end of his career
- QB** Eric Hipple (1976-79)... All-Pacific Coast/10-year NFL career
- RB** Louie Giammona (1973-75)... Led NCAA in rushing (1974) and all-purpose yards (1974, 75)
- RB** Kent Ryan (1934-36)... First-team All-America (1936)
- PK** Willie Beecher (1981-84)... Made 36 field goals and was 64-64 in PAT




**WR - Kendal Smith**



**OT - Dave Kragthorpe**



**OG - Jim Hough**




**C - Ralph Maughan**




**OG - Dave Kuresa**




**OT - Len Rohde**



**TE - Norvel "Nog" Hansen**



**WR - Tom Forzani**




**QB - Eric Hipple**



**RB - Louie Giammona**




**RB - Kent Ryan**



**PK - Willie Beecher**

/// DEFENSE ///

- DL** Merlin Olsen (1959-61)... Two-time All-America/Outland Trophy (1961)
- DL** Rulon Jones (1976-79)... First-team All-America (1979)
- DL** Lionel Aldridge (1960-62)... Honorable Mention All-America (1962)/NFL 11 years
- DL** Greg Kragen (1980-83)... One Pro Bowl, three Super Bowls in NFL
- DL** Phil Olsen (1967-69)... All-America (1969), Honorable Mention All-America (1968)
- LB** Al Smith (1984-86)... BWC Defensive Player of the Year (1986)/ Two-time honorable mention All-America
- LB** LaVell Edwards (1949-51)... All-Mountain States (1950)
- LB** Hal Garner (1980-84)... Two-time all-PCAA/NFL third-round draft pick
- DB** Patrick "Doc" Allen (1980-83)... All-Big West/Six years in NFL
- DB** Donnie Henderson (1978-79)... All-Big West/NFL assistant coach
- DB** Chuck Detwiler (1966-68)... Four-year NFL career
- P** Guy McClure (1978-81)... 42.8 yards career punting average




**DL - Merlin Olsen**




**DL - Rulon Jones**




**DL - Lionel Aldridge**



**DL - Greg Kragen**



**DL - Phil Olsen**




**LB - Al Smith**




**LB - LaVell Edwards**



**LB - Hal Garner**



**DB - Partick "Doc" Allen**



**DB - Donnie Henderson**



**DB - Chuck Detwiler**



**P - Guy McClure**

Utah State's All-Century Football Team, sponsored by The Herald Journal in Logan, was announced Oct. 18, 1993, as selected by the fans. The players were chosen by position and represent every decade from the 1930s through the 1980s.



**/// AGGIE BOWL SCOREBOARD (6-10-0) ///**

Year	Bowl	Opponent	Result	Head Coach	Final Record	Notes
1946	Raisin	San José State	L, 0-20	Romney	7-2-1	First bowl appearance
1947	Grape	Pacific	L, 21-35	Romney	6-5-0	First back-to-back bowl games
1960	Sun	New Mexico State	L, 13-20	Ralston	9-2-0	Started season 9-0
1961	Gotham	Baylor	L, 9-24	Ralston	9-1-1	Ranked 10th in final AP poll
1993	Las Vegas II	Ball State	W, 42-33	Weatherbie	7-5-0	First bowl win
1997	Humanitarian	Cincinnati	L, 19-35	Smith	6-6-0	Co-Big West Champion
2011	Famous Idaho Potato	Ohio	L, 23-24	G. Andersen	7-6-0	Won five-straight games
2012	Famous Idaho Potato	Toledo	W, 41-15	G. Andersen	11-2-0	School-record 11 wins
2013	Poinsettia	Northern Illinois	W, 21-14	Wells	9-5-0	First back-to-back bowl wins
2014	Gildan New Mexico	UTEP	W, 21-6	Wells	10-4-0	Third-straight bowl win
2015	Famous Idaho Potato	Akron	L, 21-23	Wells	6-7-0	Fifth-straight bowl game
2017	NOVA Home Loans Arizona	New Mexico State	L, 20-26 OT	Wells	6-7-0	Sixth bowl game in seven years
2018	New Mexico	North Texas	W, 52-13	Maile (Interim)	11-2-0	Tied school-record with 11 wins
2019	Frisco	Kent State	L, 41-51	G. Andersen	7-6-0	Eighth bowl game in nine years
2021	Jimmy Kimmel LA	Oregon State	W, 24-13	B. Anderson	11-3-0	Ranked 24th in final AP poll
2022	First Responder	Memphis	L, 10-38	B. Anderson	6-7-0	10th bowl game in 12 years

**/// INDIVIDUAL RECORDS ///**

**Most Carries:** 33, Profail Grier vs. Ball State (1993 Las Vegas Bowl II)

**Most Rushing Yards:** 235, Kerwynn Williams vs. Toledo (2012 Famous Idaho Potato Bowl)

**Most Rushing Touchdowns:** 3, Kerwynn Williams vs. Toledo (2012 Famous Idaho Potato Bowl)

**Most Pass Attempts:** 44, Jordan Love vs. New Mexico State (2017 NOVA Home Loans Arizona Bowl)

**Most Pass Completions:** 30, Jordan Love vs. Kent State (2019 Tropical Smoothie Cafe Frisco Bowl)

**Most Passing Yards:** 359, Jordan Love vs. North Texas (2018 New Mexico Bowl)

**Most Touchdown Passes:** 4, Jordan Love vs. North Texas (2018 New Mexico Bowl)

**Longest Completion:** 75 yards, Matt Sauk to Steve Smith vs. Cincinnati (1997 Humanitarian Bowl)

**Most Receptions:** 11, Hunter Sharp vs. Akron (2015 Famous Idaho Potato Bowl)

**Most Receiving Yards:** 151, Jalen Greene vs. North Texas (2018 New Mexico Bowl)

**Most Receiving Touchdowns:** 2, Brandon Swindall vs. Akron (2015 Famous Idaho Potato Bowl); 2, Aaren Vaughns vs. North Texas (2018 New Mexico Bowl); 2, Siaoisi Mariner vs. Kent State (2019 Tropical Smoothie Cafe Frisco Bowl)

**Most Passes Intercepted:** 2, Donald Toomer vs. Ball State (1993 Las Vegas Bowl II); 2, DJ Williams vs. North Texas (2018 New Mexico Bowl)

**Longest Interception Return:** 32, Donald Toomer vs. Ball State (1993 Las Vegas Bowl II)

**Most Yards Total Offense:** 362, Jordan Love vs. North Texas (2018 New Mexico Bowl)

**Most Tackles:** 14, Troy Lefeged Jr. vs. Kent State (2019 Tropical Smoothie Cafe Frisco Bowl)

**Most Punt Returns:** 6, Jordan Nathan vs. New Mexico State (2017 NOVA Home Loans Arizona Bowl)

**Most Field Goals:** 2, Nick Diaz vs. Toledo (2012 Famous Idaho Potato Bowl); 2, Nick Diaz vs. Northern Illinois (2013 Poinsettia Bowl); 2, Dominik Eberle vs. New Mexico State (2017 NOVA Home Loans Arizona Bowl); 2, Dominik Eberle vs. Kent State (2019 Tropical Smoothie Cafe Frisco Bowl)

**Longest Field Goal:** 53, Connor Coles vs. Memphis (2022 First Responder Bowl)

**Longest Scoring Run:** 63, Michael Smith vs. Ohio (2011 Famous Idaho Potato Bowl); 63, Kerwynn Williams vs. Toledo (2012 Famous Idaho Potato Bowl)

**Longest Scoring Pass:** 75, Matt Sauk to Steve Smith vs. Cincinnati (1997 Humanitarian Bowl)

**Most Points:** 18, Kerwynn Williams vs. Toledo (2012 Famous Idaho Potato Bowl)

**Most Touchdowns:** 3, Kerwynn Williams vs. Toledo (2012 Famous Idaho Potato Bowl)

**Longest Kickoff Return for Touchdowns:** 96 yards, Savon Scarver vs. New Mexico State (2017 NOVA Home Loans Arizona Bowl)

**NOTE**

- Team stats from the 1947 Lodi Grape Bowl are unavailable  
 - Individual stats from the 1946 and 1947 games are unavailable

**/// TEAM RECORDS ///**

**Most First Downs:** 29, vs. Kent State (2019 Tropical Smoothie Cafe Frisco Bowl)

**Most Rushing Yards:** 353, vs. Toledo (2012 Famous Idaho Potato Bowl)

**Most Rushes:** 50, vs. Ohio (2011 Famous Idaho Potato Bowl)

**Most Passing Yards:** 359, vs. North Texas (2018 New Mexico Bowl)

**Most Pass Attempts:** 45, vs. Akron (2015 Famous Idaho Potato Bowl)

**Most Pass Completions:** 30, vs. Kent State (2019 Tropical Smoothie Cafe Frisco Bowl)

**Most Interceptions Thrown:** 3, vs. Baylor (1961 Gotham Bowl); 3, vs. Cincinnati (1997 Humanitarian Bowl); 3 vs. Memphis (2022 First Responder Bowl)

**Most Touchdown Passes:** 4, vs. North Texas (2018 New Mexico Bowl)

**Most Yards Total Offense:** 582, vs. Toledo (2012 Famous Idaho Potato Bowl)

**Most Penalties:** 15, vs. Ball State (1993 Las Vegas Bowl II)

**Most Yards Penalized:** 150, vs. Ball State (1993 Las Vegas Bowl II)

**Fewest Penalties:** 2, vs. San José State (1946 Raisin Bowl); 2, vs. Baylor (1961 Gotham Bowl); 2 vs. Northern Illinois (2013 Poinsettia Bowl); 2 vs. UTEP (2014 Gildan New Mexico Bowl)

**Fewest Yards Penalized:** 10, vs. San José State (1946 Raisin Bowl); 10 vs. UTEP (2014 Gildan New Mexico Bowl)

**Most Passes Intercepted:** 4, vs. North Texas (2018 New Mexico Bowl)

**Most Points:** 52, vs. North Texas (2018 New Mexico Bowl)

**Fewest Points:** 0, vs. San José State (1946 Raisin Bowl)

**Most Points Allowed:** 51, vs. Kent State (2019 Tropical Smoothie Cafe Frisco Bowl)

**Fewest Points Allowed:** 6, vs. UTEP (2014 Gildan New Mexico Bowl)

**/// OPPOSING TEAM RECORDS ///**

**Most First Downs:** 26, by Kent State (2019 Tropical Smoothie Cafe Frisco Bowl); 26, by Memphis (2022 First Responder Bowl)

**Most Rushing Yards:** 252, by Kent State (2019 Tropical Smoothie Cafe Frisco Bowl)

**Most Rushes:** 65, by Cincinnati (1997 Humanitarian Bowl)

**Most Passing Yards:** 298, by Kent State (2019 Tropical Smoothie Cafe Frisco Bowl)

**Most Pass Attempts:** 39, by Toledo (2012 Famous Idaho Potato Bowl)

**Most Pass Completions:** 22, by Kent State (2019 Tropical Smoothie Cafe Frisco Bowl)

**Most Passes Intercepted:** 4, by San José State (1946 Raisin Bowl)

**Most Touchdown Passes:** 3, by Ball State (1993 Las Vegas Bowl II)

**Most Yards Total Offense:** 550, by Kent State (2019 Tropical Smoothie Cafe Frisco Bowl)


**Most Penalties:** 13, by Oregon State (2021 LA Bowl)

**Most Yards Penalized:** 91, by Oregon State (2021 LA Bowl)

**Fewest Penalties:** 2, by Pacific (1947 Grape Bowl); 2 by North Texas (2018 New Mexico Bowl)

**Fewest Yards Penalized:** 16, by New Mexico State (1960 Sun Bowl); 16, by Baylor (1961 Gotham Bowl)





Utah State's 1946 football team played in the school's first-ever bowl as it lost to San Jose State, 20-0, in the Raisin Bowl played in Fresno, Calif., on Jan. 1, 1947. USU finished the 1946 season with a 7-2-1 record and shared the Skyline Conference Championship with a 4-1-1 league mark.

**FRESNO, Calif.** - A powerful San José State college grid team shut out Utah State 20-0 in the second annual Raisin Bowl.

San José State devastated the Aggies 16-7 in first downs, 177-74 in yards rushing, and 110-49 in yards passing.

Utah State's all-conference OC, **Ralph Maughan**, could not offset SJSU's HBs Bert Robinson and Babe Nomura. San José State did all of its scoring in the second and third quarters. Bill Schembel, a substitute halfback, passed to quarterback Bill Jackson for the opening touchdown, then took an aerial from Jackson for score number two. Bill Rhyne, another substitute halfback, crossed the goal line from a yard out to score the third touchdown.

Through the entire game, Utah State threatened to score twice, once in the first quarter when it reached the SJSU 1-yard line, and again at the end of the fourth quarter when the Aggies were within a yard of the goal. Both attempts were denied and Utah State was confined to its own territory throughout most of the game.

/// 1947 RAISIN BOWL ///

JANUARY 1, 1947

RATCLIFFE STADIUM (Fresno, California)

SCORING SUMMARY

	1	2	3	4	FINAL
San José State	0	7	13	0	20
Utah State	0	0	0	0	0

Second Quarter

SJSU - Jackson 10 yd pass from Schemmel

Third Quarter

SJSU - Jackson 11 yd pass from Schemmel

SJSU - Rhyne 2 yd run

TEAM STATISTICS

	SJSU	USU
First Downs	16	7
Rushing	42-177	34-75
Passing (C-A-T-I)	110 (9-20-2-4)	49 (7-18-0-2)
Fumbles	1-1	3-1
Penalties: Number-Yards	5-65	2-10
Punts-Yards/Avg.	5-195/39.0	6-264/44.0



Utah State's 1947 football team made it back-to-back bowl appearances as it lost to Pacific 35-21 in the Lodi Grape Bowl. USU went 6-5-0 during the season and finished third in the Skyline Conference with a 3-3-0 record.

**LODI, Calif.** - All-American quarterback Eddie LeBaron led his Pacific Tigers onto victory, defeating the Utah State Aggies 35-21 in Lodi's inaugural Grape Bowl football game.

Only six minutes into the game, Pacific fullback Harry Kane scored on a 72-yard run. Utah State answered with a 70-yard drive to land on Pacific's 1-yard line. Right HB **John Worley** fumbled, allowing halfback Bruce Orvis to recover the ball and run it back 99 yards for Pacific's second score. Early in the second quarter, LeBaron scored on a quarterback sneak from the one, and then threw for a 14-yard touchdown pass to left end John Rohde a few minutes later. Sub halfback Wayne Hardin completed all five conversion attempts.

Utah State came back from halftime facing a 28-0 deficit. QBs **John Caputo** and **John Sorensen** helped the Aggies with two touchdowns, and in the final period, HB **Ernie Groll** intercepted a long pass by LeBaron on the Pacific 42 and ran it back for a pick-six. FB **Buss Williams** converted two of the three attempts.

Utah State ran up 15 first downs against the Pacific's 17. On the ground the Tigers gained 278 yards to the Aggies' 85.

/// 1947 LODI GRAPE BOWL ///

DECEMBER 13, 1947

GRAPE BOWL STADIUM (Lodi, California)

SCORING SUMMARY

	1	2	3	4	FINAL
Pacific	14	14	7	0	35
Utah State	0	0	7	14	21

First Quarter

COP - Kane 72 yd run (Hardin kick)

COP - Orvis 99 yd fumble return (Hardin kick)

Second Quarter

COP - LeBaron 1 yd run (Hardin kick)

COP - Rohde 14 yd pass from LeBaron (Hardin kick)

Third Quarter

USU - Groll 5 yd run (Williams kick)

COP - Brown 53 yd run (Hardin kick)

Fourth Quarter

USU - Sutich 3 yd run (Sutich kick)

USU - Groll 42 yd interception return (Williams kick)

Attendance: 10,500



## /// 1960 SUN BOWL ///



DECEMBER 31, 1960

SUN BOWL (El Paso, Texas)

### SCORING SUMMARY

	1	2	3	4	FINAL
New Mexico State	0	7	7	6	20
Utah State	7	6	0	0	13

### First Quarter

USU - Larscheid 13 yd run (Miller kick)

### Second Quarter

NMSU - Atkins 2 yd pass from Johnson (Atkins kick)

USU - Camilli 11 yd run (Miller kick failed)

### Third Quarter

NMSU - Gaithers 32 yd run (Atkins kick)

### Fourth Quarter

NMSU - Sims 7 yd pass from Johnson (Atkins kick failed)

Attendance: 16,000

### TEAM STATISTICS

	NMSU	USU
First Downs	18	15
Rushing	44	268
Passing (C-A-T-I)	190 (18-26-1-0)	0 (0-4-0-0)
Total Offense	234	268
Fumbles	1	1
Penalties: Number-Yards	2-16	4-52
Punts-Yards/Avg.	3-112/37.3	4-208/52.0

### INDIVIDUAL RUSHING

NMSU: Gaithers 13-65, TD; Atkins 7-10; Jackson 1-4; Gonzales 1-4; Johnson 7-(-37); Alba 3-4

USU: Mayberry 19-91; Larscheid 16-83, TD; Montalbo 5-42; Reese 9-28; Camilli 3-8, TD; Howard 1-6; Claybaugh 1-5; Butcher 1-4

### INDIVIDUAL PASSING (C-A-I, Yds, TD)

NMSU: Johnson 18-26-1, 190, 2TDs

USU: Camilli 0-2-0, 0; Montalbo 0-2-0, 0

### INDIVIDUAL RECEIVING

NMSU: Kelley 6-64; Sims 5-44, TD; Atkins 3-28, TD; Jackson 1-14; Gonzales 1-14; Cassell 1-11; Thompson 1-5

USU: None



The 1960 Utah State football team finished the season with a 9-2-0 record and won its first of two-straight co-Skyline Conference Championships.

**EL PASO, TEXAS** - New Mexico State, in winning its 15th-straight game, overcame Utah State 20-13 in a bruising Sun Bowl football battle. USU owned a 7-0 lead in the first quarter when HB **Tom Larscheid** ran for 13 yards and a touchdown. The score was set up with a 53-yard punt return by **Ernie Reese**, which set a Sun Bowl record.

New Mexico State answered right back in the second quarter. Quarterback Charley Johnson's 3-yard pitch to Pervis Atkins, along with Atkins' subsequent kick, tied the score.

USU then regained the lead by driving 80 yards in 15 plays with **Dolph Camilli** scoring from the 11. New Mexico State took the lead for the first time in the third quarter when Bob Gaithers ran for a 32-yard touchdown. Johnson led the offense by completing 18-of-26 passes, including two for touchdowns.

Utah State's final effort for victory was denied in the fourth quarter when FB **Doug Mayberry** was stopped short of a first down on a fourth-down play. New Mexico State then ran out the clock.

Johnson threw for 190 yards and was tabbed the Sun Bowl's MVP for the second-straight year. The NMSU defense held the nation's top offense to just 268 total yards.

Utah State's defense was equally as impressive. USU, led by future Hall of Famer **Merlin Olsen**, held the NMSU offense to only 224 yards, including just 44 rushing yards on 32 carries.

## /// 1961 GOTHAM BOWL ///



DECEMBER 9, 1961

POLO GROUNDS (New York, N.Y.)

### SCORING SUMMARY

	1	2	3	4	FINAL
Baylor	7	3	7	7	24
Utah State	0	0	3	6	9

### First Quarter

BU - Bull 14 yd run (Choate kick)

### Second Quarter

BU - Choate 22 yd FG

### Third Quarter

USU - Turner 32 yd FG

BU - Trull 2 yd run (Choate kick)

### Fourth Quarter

BU - Plumb 38 yd pass from Trull (Choate kick)

USU - Munson 4 yd run (run failed)

Attendance: 15,123

### TEAM STATISTICS

	BU	USU
First Downs	14	10
Rushing	102	153
Passing (C-A-T-I)	153 (14-30-1-1)	41 (3-14-0-3)
Total Offense	255	194
Fumbles	2	5
Penalties: Number-Yards	3-16	2-32

### INDIVIDUAL RUSHING

BU: Bull 13-61, TD; Whorton 6-14; Adams 4-13; Minter 3-11

USU: Montalbo 4-35; Prince 8-28; Mattson 5-27; Larscheid 11-25; Turner 5-17; Munson, 1-4, TD

### INDIVIDUAL PASSING (C-A-I, Yds, TD)


BU: Ply 2-10-0, 28; Trull 11-16-0, 116, TD

USU: Munson 1-8-2, 24; Turner 1-3-1, 10; Montalbo 1-3-0, 7

### INDIVIDUAL RECEIVING

BU: Plumb 3-59, Bull 4-25, Lane 2-30

USU: McNaughton 3-41



The 1961 Utah State football team is the last team in school history to go undefeated during the regular season as the Aggies produced a 9-0-1 mark before losing to Baylor 24-9 in the Gotham Bowl played at the Polo Grounds in New York City. Tackle Merlin Olsen was a consensus, first-team All-America and won the 1961 Outland Trophy as the country's top lineman.

**NEW YORK, N.Y.** - Converting four-of-five fumble recoveries into three touchdowns provided Baylor with the win over previously-unbeaten Utah State 24-9.

Baylor's Ronnie Bull scored on a 15-yard touchdown run in the first quarter. Quarterback Don Trull contributed a 2-yard scoring plunge and a 39-yard touchdown pass to end Tom Plumb, and Carl Choate kicked all three conversions and added three points with his 22-yard field goal.

Utah State's first score came in the third quarter when **Jim Turner** kicked a 36-yard field goal. Midway through the final quarter, Ronnie Stanley's pass was intercepted by Utah State's **Bob Novotny** on the Baylor 16. In three plays, Utah State produced a touchdown with **Bill Munson** scoring from the four. An attempted conversion run failed.





Senior QB Anthony Calvillo (13) was named the MVP of the Las Vegas Bowl II as he was 25-of-39 passing for 286 yards and three touchdowns in leading Utah State to its first-ever bowl win with a 42-33 victory against Ball State. Calvillo also rushed for 50 yards on eight carries in the game.

**LAS VEGAS, Nev.** - Senior QB Anthony Calvillo tossed three touchdown passes and junior RB Profail Grier ran for two scores as Utah State defeated Ball State 42-33 in Las Vegas Bowl II on Dec. 17, 1993, marking the Aggies first bowl victory in their 96-year football history. For Utah State, it was just its fifth bowl game in school history and first since playing in the 1961 Gotham Bowl.

Utah State finished the game with 491 yards of total offense (205-rushing, 286-passing) as compared to 314 yards of total offense (73-rushing, 241-passing) for Ball State. USU recorded 27 first downs in the game and was 10-of-16 on third downs, while BSU had just 14 first downs and went 0-for-11 on third downs. USU also won the time of possession battle, 35:11 to 24:49.

Calvillo completed 25-of-39 passes for 286 yards to earn MVP honors. He also rushed for 50 yards on eight carries. Grier finished the game with 142 rushing yards on 33 carries, to go along with his two scores, and caught two passes for 32 yards. Senior WR Tony Jenkins had five catches for 94 yards as eight different Aggies caught passes in the game.

Utah State scored on its first two possessions with drives of 73 and 82 yards, respectively. Calvillo, who completed his first seven passes, hit senior WR **Cotie McMahon** from 22 yards out for the first score just 4:33 into the game. Eight minutes later, Grier reached the end zone on a 3-yard run, capping a 13-play, 82-yard drive that took 5:26 off the clock. With 24 seconds remaining in the first half, senior WR **Aubrey Thompson** scored on a 3-yard pass from Calvillo to make the halftime score 21-0 for USU. On its last drive of the half, USU went 68 yards in 17 plays and used 7:43. The Aggie offense rolled up 329 total yards in the first half and produced 18 first downs.

Ball State scored 10-straight points to open the third quarter on a 7-yard touchdown pass and a 31-yard field goal in the first three minutes, but Utah State got a 15-yard touchdown run from Grier and another touchdown pass from Calvillo, this time to senior WR **Mike Lee** for 16 yards. USU's first touchdown of the third quarter was a 12-play, 75-yard drive that took 5:24, while its second was just a three-play, 24-yard drive in 1:26.

Junior CB **Donald Toomer** iced the game when he returned an interception 32 yards for a score to give the Aggies a 42-19 lead with 11:34 left in the game. Toomer had two interceptions that he returned 39 yards.

Ball State scored the final 14 points of the game on a 2-yard run with 10:34 to play and a 2-yard pass with 5:07 remaining in the contest.

McMahon finished the game with four catches for 54 yards, while Thompson had four catches for 28 yards and Lee added four catches for 48 yards for USU.

Senior CB **Damon Smith** and freshman LB **David Gill** led Utah State with eight tackles apiece, while senior LB **Jermaine Younger** had seven tackles and senior DE **Scott Moala** finished with six stops.



Utah State players celebrate their Las Vegas Bowl II win with head coach Charlie Weatherbie.

/// 1993 LAS VEGAS BOWL II ///



DECEMBER 17, 1993

SAM BOYD SILVER BOWL (Las Vegas, Nevada)

SCORING SUMMARY

	1	2	3	4	FINAL
Ball State	0	0	17	16	33
Utah State	14	7	14	7	42

First Quarter

USU - McMahon 22 yd pass from Calvillo (Morreale kick, 10:27)  
 USU - Grier 3 yd run (Morreale kick, 2:34)

Second Quarter

USU - Thompson 3 yd pass from Calvillo (Morreale kick, 0:24)

Third Quarter

BSU - McCray 7 yd pass from Neu (Swart kick, 13:11)  
 BSU - Swart 31 yd FG (12:05)

USU - Grier 15 yd run (Morreale kick, 6:41)

USU - Lee 16 yd pass from Calvillo (Morreale kick, 3:32)

BSU - Neu 2 yd pass from Blair (Swart kick, 0:07)

Fourth Quarter

BSU - Safety, Calvillo forced out of end zone (12:56)

USU - Toomer 32 yd INT return (Morreale kick, 11:34)

BSU - Nibbs 2 yd run (Neu pass good, 10:34)

BSU - Oliver 2 yd pass from Neu (Neu pass failed, 5:07)

Attendance: 15,508

TEAM STATISTICS

	BSU	USU
First Downs	14	27
Rushes-Yards	26-73-1	46-205-2
Passing (C-A-T-I)	241 (21-38-3-3)	286 (25-39-3-2)
Total Offense	64-314	85-491
Fumbles: Number-Lost	1-1	2-1
Penalties: Number-Yards	5-30	15-150
Punts-Yards/Avg.	5-205/41.0	3-118/39.3
Punt returns: No-Yds-TD/Avg.	0-0-0/0.0	1-4-0/4.0
Kickoff Returns: No-Yds-TD/Avg.	6-89-0/14.8	6-21-0/3.5
Interceptions: No-Yds-TD	2-14-0	2-39-1
Fumble Returns: No-Yds-TD	1-0-0	1-0-0
Possession Time	24:49	35:11
Third-Down Conversions	0-of-11	10-of-16

INDIVIDUAL RUSHING

BSU: Kent 1-27; Nibbs 6-18, TD; Blair 10-11; McCray 1-10; Neu 7-4; Deede 1-3

USU: Grier 33-142, 2TDs; Calvillo 8-50; Dye 2-8; Huey 1-5; A. Thompson 1-10

INDIVIDUAL PASSING (C-A-I, Yds, TD)

BSU: Neu 20-37-2, 239, 2TDs; Blair 1-1-0, 2, TD

USU: Calvillo 25-39-2, 286, 3TDs

INDIVIDUAL RECEIVING

BSU: Blair 10-66; Oliver 5-114, TD; Gorman 2-32; McCray 2-21, TD; Freeman 1-6; Neu 1-2, TD

USU: Jenkins 5-94; McMahon 4-54, TD; Lee 4-48, TD; A. Thompson 4-28, TD; Ray 3-22; Grier 2-32; Turner 1-10; G. Thompson 1-2

USU Punt Returns: Dye, 1-4

USU KO Returns: Dye, 2-19; Smith, 3-(-3); Toomer, 1-5

USU Interception Returns: Toomer, 2-39-1

USU Tackle Leaders: Gill 8; Smith 8; Younger 7; Moala 6

UTAH STATE STARTERS

OFFENSE		DEFENSE	
LT	Maughan	DL	Moala
LG	Tylski	DL	Balls
C	Bowers	DL	Lyons
RG	Mitchell	DL	Taplin
RT	DeVries	LB	Gill
TE	Thompson	LB	Younger
WR	McMahon	CB	Haymore
WR	Jenkins	WS	Trimble
RB	Lee	FS	Schow
RB	Grier	SS	Coe
QB	Calvillo	CB	Smith



**/// 1997 HUMANITARIAN BOWL ///**

**DECEMBER 29, 1997**
**BRONCO STADIUM (Boise, Idaho)**
**SCORING SUMMARY**

	1	2	3	4	FINAL
Cincinnati	7	14	14	0	35
Utah State	0	0	13	6	19

**First Quarter**

CIN- Bonner 14 yd pass from Plummer (Judge kick, 4:03)

**Second Quarter**

CIN- Bonner 14 yd pass from Kenner (Judge kick, 14:12)

CIN- Smith 1 yd run (Judge kick, 8:30)

**Third Quarter**

CIN- Plummer 15 yd run (Judge kick, 8:39)

USU- Smith 75 yd pass from Sauk (Bohn kick, 7:31)

CIN- O. Smith 7 yd run (Judge kick, 2:28)

USU- Blue 3 yd run (Bohn kick failed, 0:29)

**Fourth Quarter**

USU- Passey 10 yd fumble return (Sauk pass failed, 14:18)

Attendance: 16,131

**TEAM STATISTICS**

	CIN	USU
First Downs	23	15
Rushes-Yards-TD	65-225-3	20-63-1
Passing (C-A-T-I)	186 (15-25-2-0)	253 (12-30-1-3)
Total Offense	90-411	50-316
Fumbles: Number-Lost	2-1	1-1
Penalties: Number-Yards	7-84	3-13
Punts-Yards/Avg.	5-184/36.8	6-194/32.3
Punt returns: No-Yds-TD/Avg.	4-65-0/16.3	2-26-0/13.0
Kickoff Returns: No-Yds-TD/Avg.	4-83-0/20.8	2-58-0/29.0
Interceptions: No-Yds-TD	3-64-0	0-0-0
Fumble Returns: No-Yds-TD	2-0-0	1-10-1
Possession Time	42:17	17:43
Third-Down Conversions	14-of-22	2-of-10

**INDIVIDUAL RUSHING**
**CIN:** O. Smith 15-78, TD; Plummer 15-53, TD; Cooper 17-47; Smith 7-32, TD; Royal 9-24; Ison 1-1; Johnson, 1-(-10)

**USU:** Brown 12-56; Smith 2-11; Blue 2-6, TD; Sauk 4-(-10)

**INDIVIDUAL PASSING (C-A-I, Yds, TD)**
**CIN:** Kenner 10-16-0, 124, 0; Plummer 5-9-0, 62, 0

**USU:** Sauk 12-30-3, 253, TD

**INDIVIDUAL RECEIVING**
**CIN:** Bonner 4-48, 2TD; Collins-Baker 4-36; Plummer 4-64; Monroe 2-26; Royal 1-12

**USU:** Smith 4-136, TD; Jenkins 4-80; Brown 3-29; Damuni 1-8

**USU Punt Returns:** Smith, 2-26

**USU KO Returns:** Smith, 2-58

**USU Interception Returns:** None

**USU Tackle Leaders:** D'Amato 12; Carty 9; Miller 9; Dicko 8; Sofonia 7; Smith 7


**Senior WR Steve Smith (4) earned Utah State MVP honors as he had four receptions for 136 yards and a 75-yard touchdown, while also returning two punts for 26 yards and two kickoffs for 58 yards, in Utah State's 35-19 loss to Cincinnati in the 1997 Humanitarian Bowl.**

**BOISE, Idaho-** Utah State spotted Cincinnati a 28-point advantage before scoring 19 of the game's final 26 points as the Aggies fell 35-19 in the first Humanitarian Bowl on Dec. 29, 1997.

The Aggies suffered through their second-lowest offensive output of the season in both scoring (16 at Oregon State) and yardage (283 vs. New Mexico) in the game.

Utah State finished the game with just 316 yards of total offense (63-rushing, 253-passing) as compared to 411 total yards (225-rushing, 186-passing) for Cincinnati. The Bearcats also controlled the ball for 42:17 as they converted on 14-of-22 (.636) third downs, while USU had the ball for just 17:43 as it converted just 2-of-10 (.200) third downs. In all, Cincinnati ran 40 more plays (90-50) in the game as it averaged 4.6 yards per play as compared to 6.3 yards per play for USU.

Utah State did not practice outdoors until the two days prior to the game as the Aggies worked out in the USU fieldhouse for the month between the end of the regular season and the bowl game. That rustiness was evident as USU went scoreless in the first half as Cincinnati put up a 21-0 halftime advantage.

Cincinnati's first touchdown of the game was on a 14-yard pass from Chad Plummer to Cornelius Bonner with 4:03 to play in the first quarter. Bonner caught another 14-yard pass, this time from Deontey Kenner, just 48 seconds into the second quarter. The Bearcats' final touchdown of the first half was on a 1-yard run.

After Cincinnati extended its lead to 28-0 with 8:39 to play in the third quarter on a 15-yard run by Plummer, Utah State warmed up, scoring three touchdowns in an eight-minute span, but the Aggies were controlled by a bigger, stronger Cincinnati team. USU's first score came on a 75-yard pass from senior QB **Matt Sauk** to senior WR **Steve Smith** with 7:31 to play in the third quarter. USU scored again late in the third quarter on a 3-yard run by senior RB **Melvin Blue**, and its final touchdown of the day came with 14:18 to play in the game on a 10-yard fumble return by freshman LB **Brent Passey**.

Cincinnati's final touchdown of the game was with 2:28 to play in the third quarter on a 7-yard touchdown run by Orlando Smith to make the score 35-7, before USU scored the final 12 points of the game.

Smith earned USU MVP honors as he had four receptions for 136 yards and a 75-yard touchdown, while also returning two punts for 26 yards and two kickoffs for 58 yards. The game was the final one for head coach **John L. Smith**, who had announced that he had taken the head coaching job at Louisville immediately after the final regular season game at North Texas.

Sauk was 12-of-30 passing for 253 yards with one touchdown and three interceptions. Kenner passed for 124 yards as he completed 10-of-16 passes with one touchdown. Plummer was selected as the Bearcats' MVP after rushing for 53 yards, passing for 62 yards and catching four passes for 64 more yards. Sophomore RB **Demario Brown** was the Aggies' top rusher as he carried the ball 12 times for 56 yards, and senior WR **Nakia Jenkins** added 80 receiving yards on four receptions.

Junior LB **Tony D'Amato** led Utah State with 12 tackles, while junior CB **Johndale Carty** and junior LB **Craig Miller** each posted nine stops.



**Junior ILB Tony D'Amato (46) had a game-high 12 tackles, including one for loss, against the Bearcats.**





Senior RB Michael Smith (20) rushed for a career-high 157 yards on just 12 carries and scored two touchdowns in Utah State's 24-23 loss to Ohio in the 2011 Famous Idaho Potato Bowl. Smith, who added one reception for 10 yards, was named Utah State's MVP.

**BOISE, Idaho-** In a season full of close finishes, the outcome of the Famous Idaho Potato Bowl was no different for Utah State (7-6, 5-3WAC) as Ohio scored with 13 seconds remaining in the fourth quarter to earn a 24-23 win against the Aggies on Dec. 17, 2011, at Bronco Stadium.

After much deliberation on the two plays earlier to get to the goal line, Ohio quarterback Tyler Tettleton scored on a 1-yard touchdown run with 13 seconds left to tie the score at 23-23. The ensuing extra point from Matt Weller gave the Bobcats their first and only lead of the game.

In the Aggies' first bowl game since 1997, senior RB Michael Smith ran for a career-high and USU bowl record 157 yards, scoring both of Utah State's rushing touchdowns. Junior RB Robert Turbin recorded his eighth 100-yard rushing game of the season with 101 yards.

Utah State ended its historic season with a 7-6 record, its first seven-win season since 1993. The loss snapped the Aggies' five-game winning streak, and gave the Bobcats their first-ever bowl win in their sixth bowl appearance, ending the season 10-4.

The Aggies jumped out to an early 2-0 lead in the first quarter after Tettleton fumbled in the end zone with 9:23 remaining in the first quarter.

USU expanded its lead to 9-0 later in the first quarter when junior QB Adam Kennedy connected with senior TE Tarren Lloyd for a 3-yard touchdown pass. The USU defense pitched its fourth first-quarter shutout of the season, and second in a row.

Ohio cut that lead to 9-7 early in the second quarter when Derek Roback scored on a 26-yard pass from Tettleton with 4:40 to play in the half. It would be the only score of the second quarter.

The Aggies wasted no time getting on the board in the third quarter when Smith broke off a 63-yard run with 12:19 remaining to put USU up 16-7. It was the longest rush allowed by the highly-touted Ohio defense during the season.

Less than three minutes later, the USU defense was able to hold the Bobcats to a field goal when Matt Weller drilled a 32-yard field goal to cut the Blue and White lead to 16-10.

The high-scoring third quarter continued with Smith scoring his second touchdown of the game on an 11-yard scamper and sophomore PK Josh Thompson booted his third extra point of the night to put USU up 23-10 with 5:51 left in the stanza. The frenzied third-quarter scoring wasn't done as Tettleton hit Brazill on a 44-yard scoring strike to pull the Bobcats within 23-17 at the 3:45 mark.

Kennedy was injured late in the third quarter, and freshman QB Chuckie Keeton returned under center for the first time since Nov. 5 after starting USU's first eight games of the season, but getting injured in the Hawai'i game. Keeton ran for a 10-yard gain on his first play, but the drive later stalled at midfield.

On USU's first drive of the fourth quarter, Kennedy returned and the Aggies again reached midfield, but couldn't get into scoring territory. The USU defense held Ohio, but Bobcat punter Paul Hershey boomed a 59-yard punt, pinning the Aggies at the USU 7. Utah State couldn't get a first down and had to punt it away to Ohio, and the Bobcats began their winning drive with 2:02 left.



Senior LB Kyle Gallagher (43) had nine tackles, including 0.5 for loss, against the Bobcats.

/// 2011 FAMOUS IDAHO POTATO BOWL ///



DECEMBER 17, 2011

BRONCO STADIUM (Boise, Idaho)

SCORING SUMMARY

	1	2	3	4	FINAL
Ohio	0	7	10	7	24
Utah State	9	0	14	0	23

First Quarter

USU - Team Safety (8:02)  
USU - Lloyd 3 yd pass from Kennedy (Thompson kick, 3:39)

Second Quarter

OHIO - Roback 26 yd pass from Tettleton (Weller kick, 4:40)

Third Quarter

USU - Smith 63 yd run (Thompson kick, 12:19)  
OHIO - Weller 32 yd FG (9:52)  
USU - Smith 11 yd run (Thompson kick, 5:51)  
OHIO - Brazil 44 yd pass from Tettleton (Weller kick, 3:45)

Fourth Quarter

OHIO - Tettleton 1 yd run (Weller kick, 0:13)

Attendance: 28,076

TEAM STATISTICS

	OHIO	USU
First Downs	22	18
Rushes-Yards-TD	42-125-1	50-345-2
Passing (C-A-T-I)	220 (19-26-2-0)	96 (12-19-1-0)
Total Offense	68-345	69-441
Fumbles: Number-Lost	2-0	1-1
Penalties: Number-Yards	6-45	4-40
Punts-Yards/Avg.	6-300/50.0	5-202/40.4
Punt returns: No-Yds-TD/Avg.	4-9-0/2.2	1-1-0/1.0
Kickoff Returns: No-Yds-TD/Avg.	4-83-0/20.8	5-76-0/15.2
Interceptions: No-Yds-TD	0-0-0	0-0-0
Fumble Returns: No-Yds-TD	1-7-0	0-0-0
Possession Time	26:48	33:12
Third-Down Conversions	5-of-14	9-of-17

INDIVIDUAL RUSHING

OHIO: Harden, 15-47; Blankenship, 11-47; Tettleton, 16-31, TD

USU: Smith, 12-157, 2TD; Turbin, 20-101; K. Williams, 9-62; Kennedy, 6-11; Keeton, 1-10; Morrison, 1-5

INDIVIDUAL PASSING (C-A-I, Yds, TD)

OHIO: Tettleton, 19-26-0, 220, 2TD

USU: Kennedy, 11-18-0, 63, TD; Morrison, 1-1-0, 33, 0

INDIVIDUAL RECEIVING

OHIO: Brazill, 8-108, TD; Harden, 4-37; Dunlop, 3-35; Roback, 1-26, TD; Thompson, 1-6; Gross, 1-6; Foster, 1-2

USU: Van Leeuwen, 1-26; Morrison, 4-25; Smith, 1-10; Moats, 2-9; Jacobs, 2-8; Kennedy, 0-8; Turbin, 1-7; Lloyd, 1-3, TD

USU Punt Returns: Morrison, 1-1

USU KO Returns: Jacobs, 4-65; Harris, 1-11

USU Interception Returns: None

USU Tackle Leaders: Gallagher, 9; Lawson, 8; Wagner, 7; McMillian, 6.

UTAH STATE STARTERS

OFFENSE

LT	Molina-Sanchez
LG	R. Hill
C	T. Larsen
RG	Asisi
RT	Schultz
WR	Van Leeuwen
WR	Austin
WR	Morrison
RB	Smith
RB	Turbin
QB	Kennedy

DEFENSE

DL	C. Williams
DL	Vaifoo
DL	Garner
LB	Filimoeatu
LB	Gallagher
LB	Wagner
LB	McMillian
CB	Lawson
FS	Brady
SS	Bowden
CB	Robertson



**/// 2012 FAMOUS IDAHO POTATO BOWL ///**

**DECEMBER 15, 2012**
**BRONCO STADIUM (Boise, Idaho)**
**SCORING SUMMARY**

	1	2	3	4	FINAL
Toledo	3	3	0	9	15
Utah State	7	3	3	28	41

**First Quarter**

 TOL - Detmer 37 yd FG (13:06)  
 USU - Keeton 62 yd run (Diaz kick, 3:07)

**Second Quarter**

 TOL - Detmer 37 yd FG (9:57)  
 USU - Diaz 27 yd FG (0:00)

**Third Quarter**

USU - Diaz 44 yd FG (11:12)

**Fourth Quarter**

 TOL - Detmer 29 yd FG (7:28)  
 USU - K. Williams 63 yd run (Diaz kick, 6:57)  
 USU - K. Williams 5 yd run (Diaz kick, 4:55)  
 USU - K. Williams 25 yd run (Diaz kick, 3:41)  
 TOL - Reedy 87 yd kickoff return (Owens pass failed, 3:29)  
 USU - Hill 24 yd run (Diaz kick, 1:42)

Attendance: 29,243

**TEAM STATISTICS**

	TOL	USU
First Downs	18	22
Rushes-Yards-TD	37-142-0	31-353-5
Passing (C-A-T-I)	173 (19-39-0-2)	229 (21-31-0-0)
Total Offense	76-315	62-582
Fumbles: Number-Lost	0-0	2-2
Penalties: Number-Yards	7-54	8-89
Punts-Yards/Avg.	6-240/40.0	4-172/43.0
Punt returns: No-Yds-TD/Avg.	1-5-0/5.0	1-8-0/8.0
Kickoff Returns: No-Yds-TD/Avg.	7-192-1/27.4	5-89-0/17.8
Interceptions: No-Yds-TD	0-0-0	2-26-0
Fumble Returns: No-Yds-TD	1-(-4)-0	0-0-0
Possession Time	35:55	24:05
Third-Down Conversions	6-of-17	5-of-11

**INDIVIDUAL RUSHING**
**TOLEDO:** Reedy 10-50; Fluellen, 7-38; McDowell, 5-21; Pasquale, 6-17; Owens, 2-14; Dantin, 6-6; Team, 1-(-4)  
**USU:** K. Williams 18-235 3TD; Keeton 9-92TD; Hill 3-26 TD; Diaz 1-0

**INDIVIDUAL PASSING (C-A-I, Yds, TD)**
**TOLEDO:** Dantin 12-21-2, 132, 0; Owens, 6-17-0, 30, 0; Macon, 1-1-0, 11, 0  
**USU:** Keeton, 21-31-0, 229, 0

**INDIVIDUAL RECEIVING**
**TOLEDO:** Reedy 6-62; Olack, 3-17; Russell, 2-35; Scott, 2-12; Pasquale, 2-9; McDowell, 1-18; Owens, 1-11; Macon, 1-5; Davidson, 1-4  
**USU:** Austin 6-77; Jacobs 5-58; Natson 4-16; K. Williams 2-34; Reynolds 2-27; Bartlett 1-11; Webb 1-6

**USU Punt Returns:** Webb, 1-8

**USU KO Returns:** Jacobs, 4-89

**USU Interception Returns:** Fackrell 1-16; Suite 1-10

**USU Tackle Leaders:** Filimoeatu, 11; Z. Vigil, 9; Doughty, 8; Davis, 8; Brady, 6; McMillian, 3; Fackrell, 3

**UTAH STATE STARTERS**

OFFENSE	DEFENSE
LT Markosian	DL C. Williams
LG Kev. Whimpey	DL Pataiali'i
C T. Larsen	DL Lapuaho
RG Ky. Whimpey	LB Filimoeatu
RT Schultz	LB Doughty
WR Webb	LB Fackrell
WR Van Leeuwen	LB Z. Vigil
WR Austin	CB Lawson
WR Natson	FS Brady
RB Williams	SS Suite
QB Keeton	CB Davis


**Senior RB Kerwynn Williams (25) rushed for a career-high 235 yards on just 18 carries and scored three touchdowns in leading Utah State to a 41-15 win against Toledo in the 2012 Famous Idaho Potato Bowl. Williams, who added two receptions for 34 yards, was named the game's MVP.**
**BOISE, Idaho-** Utah State (11-2, 6-0 WAC) concluded its most successful season in school history with a 41-15 rout of Toledo (9-4, 6-2 MAC) in the Famous Idaho Potato Bowl on Dec. 15, 2012, as senior RB **Kerwynn Williams** was named the game's Most Valuable Player as he ran for a career-best 235 yards and tied his career high with three touchdowns on runs of 63, 5 and 25 yards, all in the fourth quarter.

 Utah State led 13-6 heading into the final 15 minutes of play before Toledo cut it to 13-9 following a 29-yard field goal with 7:28 to go. From there it was all USU as Williams scored his first touchdown of the game on a 63-yard run to cap a 2-play, 70-yard drive. Following a three-and-out by the Rockets, Williams rattled off a 56-yard run and then scored from five yards out to give USU a 27-9 advantage. During the drive, Williams accounted for all 62 yards on three carries. Sophomore FS **Brian Suite** then picked off Toledo's Austin Dantin two plays later, which led to Williams' third touchdown of the quarter on a 25-yard run, upping USU's lead to 34-9 following a 2-play, 39-yard drive. Toledo returned the ensuing kickoff 87 yards for a score, its only touchdown of the day, to cut the deficit to 34-15. Williams then rushed for 32 yards on USU's next offensive play and sophomore RB **Joe Hill** scored on the Aggies' next play with a 24-yard run for a 2-play, 56-yard drive, making the final score 41-15 as the Aggies scored 28 points in just 5:15.

In the fourth quarter, Utah State gained 228 yards, including 221 on the ground, as Williams rushed for 198 yards on just seven carries to go along with his three touchdowns.

Williams, who ended the game with 269 all-purpose yards, set the Western Athletic Conference record with 6,928 career all-purpose yards to rank 11th in NCAA history at the Football Bowl Subdivision (FBS) level. Overall, Williams' 235 rushing yards were the second-most in Famous Idaho Potato Bowl history and the 19th-most in a single-game in school history.

Utah State finished with 582 yards of total offense (353-rushing, 229-passing) to rank as the third-most during the year and 14th-most in school history. USU's 353 rushing yards were a season high and the 19th-most in a single-game in school history, while its 28 fourth-quarter points are its most in any quarter since 2011, and tied for the most in any quarter in Famous Idaho Potato Bowl history.

Toledo finished with 315 yards of total offense (173-passing, 142-rushing).

 Sophomore QB **Chuckie Keeton** scored Utah State's first touchdown on a 62-yard run in the first quarter to give USU a 7-3 lead after Toledo scored the first points of the game on a 37-yard field goal on its opening series. In all, Keeton rushed for 92 yards on nine carries and added 229 yards through the air as he was 21-of-31 passing to set single-season school records for both completions (275) and passing yards (3,373).

 The only other points scored in the first half were on a pair of field goals as Toledo cut the lead to 7-6 early in the second quarter on another 37-yarder, while USU sophomore PK **Nick Diaz** connected from 27 yards out on the last play of the first half to send the Aggies into the locker room up 10-6.

Diaz added a 44-yard field goal on the Aggies' first possession of the third quarter to up their lead to 13-6 for the only score of the period, before the two teams combined for 37 fourth-quarter points.

 Senior LB **Bojay Filimoeatu** led USU's defense with 11 tackles, while redshirt freshman LB **Kyler Fackrell** recorded his third interception of the year in the third quarter in the red zone on a pass that was tipped by junior LB **Jake Doughty**.

In all, Utah State concluded the year with seven-straight wins.


**Senior LB Bojay Filimoeatu (55) had 11 tackles, one sack and one pass breakup against the Rockets.**




Senior RB **Joey DeMartino** (28) rushed for 143 yards on 23 carries and scored the eventual game-winning touchdown on a 1-yard run in the fourth quarter to lead Utah State to a 21-14 win against No. 24 Northern Illinois in the San Diego County Credit Union Poinsettia Bowl. DeMartino, who added one reception for eight yards, was named the game's Offensive MVP.

**SAN DIEGO, Calif.** - Behind 143 rushing yards from senior RB **Joey DeMartino**, Utah State (9-5) posted a 21-14 win against No. 24 Northern Illinois (12-2) in the San Diego County Credit Union Poinsettia Bowl at Qualcomm Stadium on Dec. 26, 2013.

DeMartino was named the Offensive Most Valuable Player for his efforts, which included one touchdown and a 58-yard rush, a Poinsettia Bowl record. It was DeMartino's seventh 100-yard outing this season.

Senior LB **Jake Doughty** was named the Defensive MVP for his eight tackle, one forced fumble outing. Doughty added 1.5 tackles for loss in the game.

Utah State ended the game with 289 total yards, on 168 rushing yards and 121 passing yards. Northern Illinois had a season-low 315 yards of total offense, tallying 216 yards passing and being limited to 99 yards rushing, also a season low for the Huskies. The 14 points were also a season low for NIU.

Freshman QB **Darell Garretson** was 17-of-28 passing for 121 yards with one touchdown and two interceptions for Utah State, while junior WR **Ronald Butler** and sophomore WR **Brandon Swindall** each had four catches, with Butler tallying 33 yards and Swindall amassing 28 yards and USU's lone touchdown catch.

Junior FS **Brian Suite** led the Aggies' defensive effort with a game-high 11 tackles, one interception and one fumble recovery. Junior LB **Zach Vigil** added nine stops, while redshirt-freshman LB **Nick Vigil** and junior SS **Frankie Sutura** had seven tackles apiece.

Utah State got on the board first with a 31-yard field goal by junior PK **Nick Diaz** for a 3-0 lead with 6:56 left in the first quarter. The field goal was set up by a fumble that was forced by Doughty and recovered by Suite.

Following a missed 37-yard field goal by Northern Illinois, Diaz connected on his second field goal of the game from 39 yards to tie the Poinsettia Bowl record for longest field goal and a 6-0 Aggie advantage just 51 seconds into the second quarter.

Northern Illinois got on the board with a 2-yard scamper by Jordan Lynch with 8:17 left in the second quarter for a 7-6 lead, which they took into halftime.

The Aggie defense made a sudden change on NIU's opening possession of the second half, as Suite intercepted Lynch on the first play from scrimmage, setting up the USU offense at the NIU 31. Later, Garretson hit Swindall for a 5-yard touchdown and Diaz drilled the extra point for a 13-7 USU lead with 11:57 remaining in the third quarter.

Garretson was picked off early in the fourth quarter, giving the Huskies the ball at the USU 13, but the Aggie defense bowed up and held them to a field goal attempt, which they missed for their second miss of the night.

Utah State took over and drove 80 yards in 16 plays that culminated in a 1-yard touchdown run by DeMartino in a drive that took 7:19 off the clock. Garetson then hit sophomore WR **JoJo Natson** for the two-point conversion and a 21-7 Aggie advantage with 4:14 left.

Northern Illinois pulled to within 21-14 with 1:44 left following a 15-yard touchdown pass, but the ensuing on-side kick was recovered by Swindall to seal the win.

Lynch, who finished third for the Heisman Trophy, was 20-of-35 passing for 216 yards and one touchdown, but just 39 yards rushing on 18 carries, for his second-fewest rushing yards of the season. Lynch was also sacked twice by the Aggie defense, tying the most allowed by NIU on the year.



Senior LB **Jake Doughty** (51) had 1.5 tackles for loss as part of his eight total tackles and added a forced fumble against the Huskies as he was named the game's Defensive MVP.

/// 2013 SDCCU POINSETTIA BOWL ///



DECEMBER 26, 2013

QUALCOMM STADIUM (San Diego, Calif.)

SCORING SUMMARY

	1	2	3	4	FINAL
Utah State	3	3	7	8	21
Northern Illinois	0	7	0	7	14

First Quarter

USU - Diaz 31 yd field goal (6:56)

Second Quarter

USU - Diaz 39 yd field goal (14:09)

NIU - Lynch 1 yd run (Sims kick, 8:17)

Third Quarter

USU - Swindall 5 yd pass from Garretson (Diaz kick, 11:57)

Fourth Quarter

USU - DeMartino 1 yd run (Natson pass from Garretson, 4:14)

NIU - Brescacin 15 yd pass from Lynch (Sims kick, 1:44)

Attendance: 23,408

TEAM STATISTICS

	USU	NIU
First Downs	17	19
Rushing	168	99
Passing	121	216
Fumbles: Number-Lost	1-0	1-1
Penalties: Number-Yards	2-20	4-46
Punts-Yards/Avg.	3-135/45.0	4-142/35.5
Punt returns: No-Yds-TD/Avg.	0-0-0/0.0	0-0-0/0.0
Kickoff Returns: No-Yds-TD/Avg.	2-38-0/19.0	4-102-0/25.5
Interceptions: No-Yds-TD	1-0-0	2-15-0
Fumble Returns: No-Yds-TD	0-0-0	0-0-0
Possession Time	32:21	27:39
Third-Down Conversions	7-of-17	7-of-17

INDIVIDUAL RUSHING

NIU: Lynch, 18-39 TD; Stingily, 11-38; Maxwell, 1-10; Spencer, 2-6; Brown, 3-5; Turner, 1-1; Lewis, 2-0

USU: DeMartino, 23-143 TD; Marshall, 6-40; Glover-Wright, 1-3; Natson, 5-3; Garretson, 6-(-6); Team, 4-(-15)

INDIVIDUAL PASSING (A-C-I, Yds, TD)

NIU: Lynch, 20-35-1, 216, TD

USU: Garretson, 17-29-2, 121, TD

INDIVIDUAL RECEIVING

NIU: Lewis, 6-55; Brown, 4-63; Brescacin, 3-30 TD; Eakes, 3-29; Maxwell, 2-23; Spencer, 1-10; Stingily, 1-6

USU: Butler 4-33; Swindall 4-28 TD; Natson 3-11; Van Leeuwen 2-23; Houston 1-11; DeMartino, 1-8; Marshall 1-4; Andersen 1-3

USU Punt Returns: None

USU KO Returns: Glover-Wright, 2-38-21

USU Interception Returns: Suite, 1-0-0

USU Tackle Leaders: Suite, 11; Z. Vigil, 9; N. Vigil 8

UTAH STATE STARTERS

OFFENSE	DEFENSE
LT Kev. Whimpey	DE C. Williams
LG Tauauve'a	NG Pataiali'i
C T. Larsen	DT B. Larsen
RG Markosian	LB Fackrell
RT Schultz	LB Doughty
TE Andersen	LB Z. Vigil
WR Natson	LB N. Vigil
WR Swindall	CB Byrd
WR Van Leeuwen	CB Lawson
RB DeMartino	SS Suite
QB Garretson	FS Sutura



**/// 2014 GILDAN NEW MEXICO BOWL ///**

**DECEMBER 20, 2014**
**UNIVERSITY STADIUM (Albuquerque, N.M.)**
**SCORING SUMMARY**

	1	2	3	4	FINAL
Utah State	7	0	7	7	21
UTEP	3	0	0	3	6

**First Quarter**

 UTEP - Mattox 32 yd field goal (3:10)  
 USU - Myers 48 yd run (Diaz kick, 1:52)

**Third Quarter**

USU - N. Vigil 3 yd run (Diaz kick, 12:12)

**Fourth Quarter**

 UTEP - Mattox 34 yd field goal (3:02)  
 USU - Hill 11 yd run (Diaz kick, 1:33)

Attendance: 28,725

**TEAM STATISTICS**

	USU	UTEP
First Downs	16	12
Rushing	279	149
Passing	68	126
Fumbles: Number-Lost	3-1	1-0
Penalties: Number-Yards	2-10	8-75
Punts-Yards/Avg.	5-191/38.2	7-270/38.6
Punt returns: No-Yds-TD/Avg.	3-25-0/8.3	3-10-0/3.3
Kickoff Returns: No-Yds-TD/Avg.	0-0-0/0.0	1-17-0/17.0
Interceptions: No-Yds-TD	1-3-0	1-0-0
Fumble Returns: No-Yds-TD	0-0-0	0-0-0
Possession Time	23:26	36:34
Third-Down Conversions	5-of-11	5-of-20

**INDIVIDUAL RUSHING**
**UTEP:** Jones, 25-88; Showers, 10-24; Jeffery, 5-18; Bell, 3-13; Banner, 1-9; Golden, 1-(-1); Team, 1-(-2).  
**USU:** Myers, 15-79 TD; Butler, 2-69; Hill, 6-50 TD; Natson, 5-40; N. Vigil, 8-34 TD; Hunt, 4-16.

**INDIVIDUAL PASSING (A-C-I, Yds, TD)**
**UTEP:** Showers, 24-13-1, 126, 0.  
**USU:** Myers, 12-5-1, 68, 0.

**INDIVIDUAL RECEIVING**
**UTEP:** Hamiltons, 4-79; Jones, 3-9; Rogers, 1-16; Tomlinson, 1-6; Laufasa, 1-5; Ford, 1-4; Shaw, 1-4; Bell, 1-3.  
**USU:** Sharp, 3-21; Natson, 2-47.

**USU Punt Returns:** Natson, 3-25

**USU KO Returns:** None

**USU Interception Returns:** Floyd, 1-3

**USU Tackle Leaders:** Z. Vigil 11, Suite, 10, N. Vigil 7, Nielsen 6, Hines 6, Seefeldt 5.

**UTAH STATE STARTERS**
**OFFENSE**

 LT Whimpey  
 LG Mosley  
 C Stephens  
 RG Fisilau  
 RT Simonich  
 WR Sharp  
 WR Robinson  
 TE Houston  
 TE Horne  
 RB Hill  
 QB Myers

**DEFENSE**

 DE Larsen  
 NG Matagi  
 DE Nielsen  
 LB Green  
 LB Z. Vigil  
 LB N. Vigil  
 CB Stewart  
 CB Hines  
 CB Hayes  
 SS Sutera  
 FS Suite


Freshman QB Kent Myers (2) rushed for 70 yards on a career-best 15 carries, including a 48-yard touchdown run in Utah State's 21-6 win against UTEP in the Gildan New Mexico Bowl. Myers, who was also 5-of-12 passing for 68 yards, was named the game's Offensive MVP.

**ALBUQUERQUE, N.M.** - Freshman QB Kent Myers rushed for a career-high 15 times for 70 yards with one touchdown and Utah State gained 279 yards on the ground en route to its 21-6 Gildan New Mexico Bowl win against UTEP at University Stadium on Dec. 20, 2014.

The victory was Utah State school record third-straight win in a bowl game. The Aggies finished the season with a 10-4 record for the second-most wins in a single season in school history. USU was playing in its fourth-straight bowl game, which is also a school record.

Myers was named the Offensive Most Valuable Player of the game as he was 5-of-12 passing for 68 yards, to go along with his 70 rushing yards and one touchdown.

Senior LB Zach Vigil was named the Defensive Most Valuable Player as he finished with 11 tackles, which included 1.0 tackle for loss, while adding one pass breakup and one quarterback hurry. Vigil ended his career with 389 tackles to rank fifth all-time in school history. Vigil also ended his career as the school leader in tackles for loss with 43.5, while his 20.5 tackles for loss this season tie the Mountain West single-season record. Overall, it was Vigil's ninth double-digit tackle outing of the season and the 20th of his career.

Utah State finished the game with 347 yards of total offense, as its 279 rushing yards are its third-most in a game this season, while its 68 passing yards are a season low.

Senior WR Ronald Butler rushed for a career-high 69 yards on just two carries, including a career-long rush of 61 yards. Senior RB Joe Hill added 50 yards on six carries and one touchdown, while junior WR JoJo Natson had 40 rushing yards on five carries, and sophomore LB Nick Vigil gained 34 yards on eight carries with one touchdown.

Utah State had just two players make receptions in the game as junior WR Hunter Sharp caught three passes for 21 yards, while Natson had two catches for 47 yards. With his three receptions, Sharp finished the season tied for ninth all-time in school history with 66 catches, while Natson became the 32nd player in USU history with 1,000 career receiving yards.

UTEP was limited to just 275 yards of total offense, the third-fewest allowed by USU this season. The Miners finished with just 126 passing yards, which is the second-fewest allowed by Utah State this year. Aaron Jones led the Miners with 88 rushing yards on 25 carries.

UTEP scored the first points of the game on a 32-yard field goal by Jay Mattox late in the first quarter after it completed a 53-yard pass on a third-and-10 from its own 26-yard line.

Utah State answered UTEP's scoring drive on its next possession as Myers scored on a 48-yard run to cap a three-play, 75-yard drive that took just 1:18 off the clock.

Both teams had a chance to put points on the board late in the second quarter, but UTEP fumbled the snap on a 25-yard field goal attempt and USU missed a 28-yard field goal attempt on the final play of the half.

Utah State scored its second touchdown of the game on its opening drive of the third quarter as Vigil scored on a 3-yard run to cap a seven-play, 75-yard drive.

UTEP's final points of the game came late in the fourth quarter on a Mattox 34-yard field goal following a 16-play, 54-yard drive that took 6:56 off the clock.

Utah State put the game away on the next series as it drove 65 yards in just four plays as Hill scored on an 11-yard run to seal the win.

Senior FS Brian Suite had 10 tackles for his fourth-career double-digit tackle outing, while junior CB Deshane Hines added a career-high six tackles, and fellow junior CB Tyler Floyd had a career-high four tackles and recorded his first-career interception.



Senior LB Zach Vigil (53) had 11 tackles, which included 1.0 tackles for loss, to go along with one pass breakup and one quarterback hurry against the Miners. Vigil was named the game's Defensive MVP.





Junior RB Devante Mays rushed for 124 yards on 12 carries in Utah State's 23-21 loss to Akron, including a career-long 61-yard run. Mays' 124 rushing yards are the 11th-most in Famous Idaho Potato Bowl history.

**BOISE, Idaho**- In his final game as an Aggie, redshirt senior QB **Chuckie Keeton** set another school record, but it still wasn't enough for Utah State (6-7) to overcome three turnovers and several missed opportunities in the red zone in a 23-21 loss to Akron (8-5) in the Famous Idaho Potato Bowl on Dec. 22, 2015, at Albertsons Stadium.

With the loss, the Aggies had their school-record three-game bowl winning streak snapped. Utah State was playing in its school-record fifth-consecutive bowl game.

Keeton completed 14-of-25 passes for 109 yards with one touchdown and one interception. With his 108 yards of total offense against the Zips, the native of Houston, Texas, became the school's all-time leader in total offense with 8,803 career yards.

Keeton's lone touchdown pass came with 1:12 remaining in the game, a 2-yarder to senior WR **Brandon Swindall** that pulled Utah State to within 23-21. Overall, Keeton's 62-career touchdown passes are also a school best.

After a failed on-side kick attempt, Utah State forced an Akron punt and took over on its own 12-yard line with six seconds remaining in the game. Keeton completed an 8-yard pass to senior WR **Hunter Sharp**, but the clock ran out following a couple of backward laterals.

Sophomore QB Thomas Woodson was 14-of-29 for 168 yards and one interception for Akron, which won its first-ever bowl game.

Like Keeton, sophomore QB **Kent Myers** also completed 14 passes on 20 attempts for 123 yards and two touchdowns as USU had two quarterbacks each throw for 100 yards in the same game for the first time since 1996.

Sharp caught a Utah State bowl-record 11 passes for 93 yards and a touchdown, while **Devante Mays** led all rushers in the game with 124 yards on 12 carries.

Defensively, the Aggies were led by senior LB **LT Filiaga** and senior NG **David Moala**, who had eight tackles apiece. Moala, who also had a career-best 2.5 tackles for loss and 0.5 sacks, tied his career high with those eight stops. Sophomore CB **Jalen Davis** recorded USU's lone turnover of the day when he intercepted a pass in the second quarter.

The Aggies took their only lead of the game when they marched 64 yards to paydirt in seven plays to start the third quarter. Sharp capped the drive with a 19-yard touchdown reception from Myers, giving Utah State a 14-13 lead. Myers set up the score with a 27-yard run on third-and-17 from the Zips' 46.

Akron cashed in on USU's third turnover and went in front for good on a 2-yard touchdown run by senior RB Donnell Alexander, making it 20-14 with 5:43 to go in the third.

The Zips increased their lead to 23-14 with 8:15 to go in the fourth when Robert Stein booted a 46-yard field goal, capping a 14-play drive that ate up nearly seven minutes.

Akron struck first on a trick play when redshirt junior WR Tyrell Goodman threw a 14-yard touchdown pass to Woodson for a 7-0 lead just 4:22 into the first quarter.

The Zips made it 10-0 with 2:53 remaining in the second quarter courtesy of a 33-yard field goal by Stein.

However, the Aggies fought back on the ensuing possession when Myers threw a 9-yard touchdown pass to senior Swindall to pull the Aggies within 10-7 with 1:32 left in the half.

Akron added a 29-yard field goal on the last play of the half, following a USU fumble, to make the score 13-7.

In the first half, Utah State twice reached the red zone only to come away empty-handed as Keeton was intercepted and later muffed a snap on a 35-yard field goal attempt.



Senior NG David Moala tied his career high with eight tackles and had a career-high 2.5 tackles for loss, which included 0.5 sacks, to go along with one pass breakup against the Zips.

/// 2015 FAMOUS IDAHO POTATO BOWL ///



DECEMBER 22, 2015

ALBERTSONS STADIUM (Boise, Idaho)

SCORING SUMMARY

	1	2	3	4	FINAL
Akron	7	6	7	3	23
Utah State	0	7	7	7	21

First Quarter

AKR - Woodson 14 yd pass from Goodman (Stein kick, 10:38)

Second Quarter

AKR - Stein 33 yd field goal (2:53)

USU - Swindall 9 yd pass from Myers (Warren kick, 1:32)

AKR - Stein 29 yd field goal (0:00)

Third Quarter

USU - Sharp 19 yd pass from Myers (Warren kick, 12:41)

AKR - Alexander 2 yd run (Stein kick, 5:43)

Fourth Quarter

AKR - Stein 46 yd field goal (8:15)

USU - Swindall 2 yd pass from Keeton (Warren kick, 1:12)

Attendance: 18,876

TEAM STATISTICS

	AKR	USU
First Downs	17	22
Rushing	100	131
Passing	182	237
Total Offense	282	368
Fumbles: Number-Lost	0-0	5-2
Penalties: Number-Yards	5-34	8-60
Punts-Yards/Avg.	8-354/44.2	6-267/44.5
Punt returns: No-Yds-TD/Avg.	0-0-0/0.0	3-31-0/10.3
Kickoff Returns: No-Yds-TD/Avg.	2-35-0/17.5	4-107-0/26.8
Interceptions: No-Yds-TD	1-0-0	1-4-0
Fumble Returns: No-Yds-TD	1-56-0	0-0-0
Possession Time	34:07	25:53
Third-Down Conversions	5-of-16	5-of-13

INDIVIDUAL RUSHING

AKR: Woodson 16-47; Hundley 14-28; Alexander 9-23 TD; Grice 3-2

USU: Mays 12-124; Myers 9-8; Hunt 4-7; Keeton 3-(-1); Nelson 1-(-7)

INDIVIDUAL PASSING (A-C-I, Yds, TD)

AKR: Woodson 29-14-1, 168, 0; Goodman 1-1-0, 14, 1

USU: Keeton 22-14-1, 114 1; Myers 20-14-0, 123, 2

INDIVIDUAL RECEIVING

AKR: Pratt 9-94; Lane 4-32; Coney 1-42; Woodson 1-14 TD

USU: Sharp 11-89 TD; Houston 4-41; Swindall 3-35 2 TD; Roberts 3-26; Rodriguez 3-14; Hunt 3-6; Raymond 1-22; Keeton 0-5; Williams 0-(-1)

USU Punt Returns: Sharp 2-16; Rodriguez 1-15

USU KO Returns: Hunt 2-55; Williams 2-52

USU Interception Returns: Davis 1-4

USU Tackle Leaders: Filiaga 8; Moala 8; Fackrell 6; Davis 5; Evans 5

UTAH STATE STARTERS

OFFENSE		DEFENSE	
LT	Wysocki	DE	Nielsen
LG	Mosley	NG	Moala
C	Stephens	DE	Ali'ifua
RG	Albrecht	LB	Fackrell
RT	Simonich	LB	Filiaga
TE	Togiai	LB	Vigil
WR	Rodriguez	CB	Painter
WR	Roberts	CB	Davis
WR	Sharp	CB	Hines
RB	Mays	SS	Evans
QB	Keeton	FS	Floyd



## /// 2017 ARIZONA BOWL ///



DECEMBER 29, 2017

ARIZONA STADIUM (Tucson, Arizona)

### SCORING SUMMARY

	1	2	3	4	OT	FINAL
New Mexico State	10	3	0	7	6	26
Utah State	7	6	0	7	0	20

### First Quarter

NMSU - Brown 23 yd field goal (11:15)  
 USU - Scarver 96 yd kickoff return (11:01)  
 NMSU - Huntly 100 yd kickoff return (10:47)

### Second Quarter

USU - Eberle 35 yd field goal (14:55)  
 NMSU - Brown 33 yd field goal (11:35)  
 USU - Eberle 30 yd field goal (0:00)

### Fourth Quarter

USU - Hunt 1 yd run (Eberle kick, 13:28)  
 NMSU - Scott 11 yd pass from Rodgers (Brown kick, 6:31)

### OT

NMSU - Rose III 21 yd run  
 Attendance: 39,132

### TEAM STATISTICS

	NMSU	USU
First Downs	16	22
Rushing	174	187
Passing	191	254
Total Offense	365	441
Fumbles: Number-Lost	1-1	3-2
Penalties: Number-Yards	4-45	8-74
Punts-Yards/Avg.	11-458/41.6	9-401/44.6
Punt returns: No-Yds-TD/Avg.	0-0-0/0.0	6-16-0/2.7
Kickoff Returns: No-Yds-TD/Avg.	2-113-1/56.5	2-99-1/49.5
Interceptions: No-Yds-TD	0-0-0	2-47-0
Fumble Returns: No-Yds-TD	0-0-0	0-0-0
Possession Time	28:58	31:02
Third-Down Conversions	4-of-22	2-of-18

### INDIVIDUAL RUSHING

**USU:** Hunt, 20-133, TD; Bright, 11-48; Vaughns, 1-6; Miller, 1-1; Love, 11-1; Wildman, 1-(-2).  
**NMSU:** Rose III, 16-132, TD; Huntley, 6-17; Rogers, 6-16; Lottie, 1-9.

### INDIVIDUAL PASSING (C-A-I, Yds, TD)

**USU:** Love, 25-44-0, 254, 0  
**NMSU:** Rogers, 29-54-2, 191, 1.

### INDIVIDUAL RECEIVING

**USU:** Tarver, 8-97; Raymond, 5-42; Vaughns, 4-37; Roberts, 3-32; Hunt, 3-25; Bright, 1-12; Nelson, 1-9.  
**NMSU:** Rose III, 6-48; Boone, 5-48; Huntley, 5-19; Scott, 3-37, TD; Muse, 3-12; Clark, 3-8; Roberts, 1-15; Cramer, 1-2; Lottie, 1-2; Hogan, 1-0.

**USU Punt Returns:** Nathan, 6-16-0

**USU KO Returns:** Scarver, 2-99-1

**USU Interception Returns:** Woodward, 1-27-0; Leavitt, 1-20-0.

**USU Fumble Returns:** None.

**USU Tackle Leaders:** Christiansen, 8; Leavitt, 7; Woodward, 4; 'Unga, 4; Ferguson, 4.

### UTAH STATE STARTERS

#### OFFENSE

LT Andrus  
 LG Iniguez  
 C Ficklin  
 RG Castaneda  
 RT Taylor  
 WR Tarver  
 WR Roberts  
 WR Vaughns  
 TE Raymond  
 RB Hunt  
 QB Love

#### DEFENSE

DE Anderson  
 DE 'Unga  
 DE Togiai  
 LB Te'i  
 LB Tamaivena  
 LB Christiansen  
 CB Haney  
 CB Davis  
 CB Haney  
 BS Leavitt  
 FS Ferguson



Senior RB LaJuan Hunt (21) rushed for a season-high 133 yards on 20 carries with one touchdown in Utah State's 26-20 overtime loss to New Mexico State in the NOVA Home Loans Arizona Bowl. Hunt added three receptions for 25 yards in the game.

**TUCSON, Ariz.** - Senior RB **LaJuan Hunt** capped his Utah State (6-7) career by rushing for 133 yards – the most yardage by an Aggie this season – and one touchdown on 20 carries in Utah State's 26-20 overtime loss to New Mexico State in the NOVA Home Loans Arizona Bowl, at Arizona Stadium on Friday, Dec. 29, 2017.

Hunt, who finished his career with 1,846 yards rushing, the 11th-most in school history, and 18 touchdowns, which is tied for the 10th-most, scored on a 1-yard run with 13:28 remaining in the fourth quarter to give the designated home team a 20-13 lead.

New Mexico State RB Larry Rose III scored the game-winning touchdown in overtime on a 21-yard run after Utah State sophomore PK **Dominik Eberle** hit the right upright from 29 yards out.

New Mexico State (7-6) tied it at 20-apiece on an 11-yard touchdown pass from Tyler Rogers to Jaleel Scott with 6:31 remaining. Rogers completed 29-of-54 passes for 191 yards. Rose led the NewMags in both rushing and receiving as he had 142 yards on 16 carries on the ground, to go along with six receptions for 48 yards.

New Mexico State entered the game ranked fourth in the nation averaging 352.6 passing yards per game, but Utah State limited the NewMags to 191 yards – 161.6 below their season average.

The navy-clad Aggies shined defensively as they forced three turnovers, including interceptions by redshirt freshman LB **David Woodward** and senior BS **Dallin Leavitt**, along with a fumble recovery by junior LB **Chase Christiansen**, who led USU with eight tackles, including 1.0 tackles for loss. Leavitt added seven stops, while Woodward had four stops and a career-best three pass breakups.

Redshirt freshman QB **Jordan Love** was 25-of-44, both of which are career highs, for 254 yards. His favorite target was junior WR **Ron'quavion Tarver**, who caught eight passes for 97 yards.

Utah State had numerous chances to put more points on the board, but four missed field goals and a turnover in the red zone after having a first-and-goal at the 1-yard line spelled doom.

The first half started with a bang as the two teams combined to score 17 points in less than a one-minute span, courtesy of a field goal and back-to-back kickoff returns for touchdowns.

New Mexico State's Dylan Brown opened the scoring with a 23-yard field goal to give the designated visitors a 3-0 lead with 11:15 remaining in the first quarter. On the ensuing kickoff, freshman WR **Savon Scarver** returned the kickoff 96 yards for a touchdown, making it 7-3 for USU just 14 seconds later.

Scarver's kickoff return for a touchdown was the first-ever in a bowl game for Utah State and tied for the sixth-longest in school history.

However, USU's lead was short-lived as NMSU returned the next kickoff 100 yards, giving the white-clad Aggies a 10-7 lead.

Those were the only touchdowns of the first half, though. Eberle tied the score at 10-all with a 35-yard field goal, then New Mexico State regained the lead on a 33-yard field goal.

Brown booted a 33-yard field goal to give the NewMags a 13-10 lead with 11:35 left in the half, but Eberle countered with a 30-yard field goal as time expired in the second quarter, sending the two teams into the break deadlocked at 13-apiece.



Junior LB Chase Christiansen (48) had eight tackles, including 1.0 tackles for loss, and one fumble recovery against NMSU.





Sophomore QB Jordan Love (10) was 21-of-43 passing for 359 yards and four touchdowns in Utah State's 52-13 win against North Texas in the New Mexico Bowl. Love, who was named the Offensive MVP, also rushed for a score.

ALBUQUERQUE, N.M. - Sophomore QB **Jordan Love** helped put an exclamation mark on one of the best seasons in school history, passing for 359 yards and four touchdowns, to go along with another on the ground, as Utah State blew out North Texas 52-13 in the New Mexico Bowl on Saturday, Dec. 15, at Dreamstyle Stadium.

Love, who earned Offensive MVP honors, ended the season with a school-record 3,567 yards passing. Love also set a trio of school records for a bowl game with his 362 yards of total offense, 359 yards passing and four touchdown passes.

Utah State (11-2), which tied the school record for most wins in a single season, set a Mountain West record with 618 points scored, breaking the old mark of 608 set by BYU in 2001. The Aggies also accomplished the feat in one less game.

The 52 points scored by Utah State, which racked up 556 yards of total offense – 359 through the air and 197 on the ground – tied the New Mexico Bowl record and set the school record for a bowl game.

Interim head coach **Frank Maile** gets credit for the win as Utah State played the game with only four full-time coaches, as well as the team's graduate assistants, on the sideline after former head coach **Matt Wells** left for Texas Tech, taking many staff members with him.

Defensively, Utah State shut down a North Texas (9-4) offense that lost star quarterback Mason Fine to a hamstring injury early in the game and could never recover as backups Quinn Shanbour and Jason Bean combined to throw four interceptions.

Utah State junior CB **DJ Williams** intercepted two of those passes, which tied a school record in a bowl game. Williams was tabbed the Defensive MVP of the game. Senior S **Aaron Wade** and sophomore LB **David Woodward** had the other picks for the Aggies. Woodward led USU with 10 tackles, while senior LB **Chase Christiansen** had eight and Wade had seven. Junior LB **Tipa Galeai** recorded six tackles, including 3.0 tackles for loss and 2.0 sacks, and forced a fumble, playing in just the second half.

As has been the case all season long, Utah State's quick-strike offense opened the game's scoring as Love threw a 72-yard touchdown pass to senior WR **Aaren Vaughns** to give the designated visitors a 7-0 lead just 40 seconds into the contest. Vaughns finished with two catches – both touchdowns – for 109 yards. He was one of two USU receivers to go over the century mark as senior WR **Jalen Greene** set the school record for a bowl game with 151 yards receiving and one touchdowns on six receptions.

After North Texas tied it at 7-all on a 2-yard touchdown run by DeAndre Torrey, Utah State proceeded to score 31 unanswered points, opening up a 38-7 lead at halftime.

The final three points in that blitz by the Aggies came off the foot of junior PK **Dominik Eberle** via a 42-yard field goal. Eberle scored 10 points in the game and finished the season with a school-record 141 points. Eberle also tied the school record for most field goals attempted in a season with 28.

Junior RB **Gerold Bright** led the Aggies on the ground with 103 yards and a pair of touchdowns, while fellow junior RB **Darwin Thompson** added 93 yards on a career-high 21 carries. Thompson ended the season with 1,044 yards rushing – the 16th-most in school history – becoming the first USU player to rush for 1,000 yards since 2013. Thompson is the 32nd different player in school history to have 1,000 yards rushing.

This was Utah State's seventh bowl game in the past eight seasons. The Aggies improved to 5-8 all-time in bowl games and 2-0 in the New Mexico Bowl.



Junior CB DJ Williams (7) was named the Defensive MVP as he intercepted two passes against the Mean Green.

/// 2018 NEW MEXICO BOWL ///



DECEMBER 15, 2018

DREAMSTYLE STADIUM (Albuquerque, N.M.)

SCORING SUMMARY

	1	2	3	4	FINAL
Utah State	14	24	7	7	52
North Texas	7	0	6	0	13

First Quarter

USU - Vaughns 72 yd pass from Love (Eberle kick, 14:20)  
 UNT - Torrey 2 yd run (Hedlund kick, 2:52)  
 USU - Bright 26 yd run (Eberle kick, 1:59)

Second Quarter

USU - Love 9 yd run (Eberle kick, 12:08)  
 USU - Vaughns 37 yd pass from Love (Eberle kick, 9:43)  
 USU - Greene 67 yd pass from Love (Eberle kick, 8:55)  
 USU - Eberle 42 yd FG (0:00)

Third Quarter

UNT - Guyton 75 yd pass from Martin (Hedlund kick, 14:50)  
 USU - Bright 3 yd run (Eberle kick, 5:01)

Fourth Quarter

USU - Tarver 13 yd pass from Love (Eberle kick, 8:30)  
 Attendance: 25,387

TEAM STATISTICS

	USU	UNT
First Downs	25	19
Rushing	197	120
Passing	359	193
Total Offense	556	313
Fumbles: Number-Lost	0-0	4-0
Penalties: Number-Yards	7-76	2-20
Punts-Yards/Avg.	6-267/44.5	7-269/38.4
Punt returns: No-Yds-TD/Avg.	1-0-0/0.0	2-9-0/4.5
Kickoff Returns: No-Yds-TD/Avg.	2-78-0/39.0	1-29-0/29.0
Interceptions: No-Yds-TD	4-49-0	1-0-0
Fumble Returns: No-Yds-TD	0-0-0	0-0-0
Possession Time	26:33	33:27
Third-Down Conversions	12-of-20	2-of-15

INDIVIDUAL RUSHING

USU: Bright, 16-103, 2TD; Thompson, 21-93; Love, 2-3, TD; Nathan, 1-(-2).  
 UNT: Wyche, 7-53; Smith, 6-48; Torrey, 14-35, TD; Bean, 4-14; Fine, 1-9; Johnson, 2-9; Shanbour, 4-(-3); Martin, 2-(-21); Team, 1-(-24).

INDIVIDUAL PASSING (C-A-I, Yds, TD)

USU: Love, 21-43-1, 359, 4TD.  
 UNT: Martin, 7-12-0, 110, TD; Fine, 8-12-0, 59; Shanbour, 2-8-3, 24; Bean, 0-2-1, 0.

INDIVIDUAL RECEIVING

USU: Greene, 6-151, TD; Tarver, 4-33, TD; Bright, 3-20; Vaughns, 2-109, 2TD; Nathan, 2-12; Raymond, 2-10; Thompson, 1-15; Scarver, 1-9.  
 UNT: Guyton, 4-103, TD; Young, 4-31; Smith, 2-11; Darden, 2-8; Jackson, 1-14; Brewer, 1-12; Lawrence, 1-7; Torrey, 1-4; Hair-Griffin, 1-3.

USU Punt Returns: Nathan, 1-0.

USU KO Returns: Scarver, 1-23; Bright, 1-7; Thompkins, 0-48.

USU Interception Returns: Williams, 2-31; Woodward, 1-17; Wade, 1-1.

USU Tackle Leaders: Woodward, 10, Christiansen, 8.

UTAH STATE STARTERS

OFFENSE	DEFENSE
LT Edwards	DE Adeoye
LG Andrus	NG Leilua
C Ficklin	DE Anderson
RG Castaneda	LB Tamaivena
RT Taylor	LB Woodward
WR Tarver	LB Christiansen
WR Vaughns	CB Williams
WR Greene	CB Jackson
TE Raymond	S Rocquemore
RB Thompson	S Ferguson
QB Love	S Wade



**// 2019 FRISCO BOWL ///**

**DECEMBER 20, 2019**
**TOYOTA STADIUM (Frisco, Texas)**
**SCORING SUMMARY**

	1	2	3	4	FINAL
Utah State	10	7	10	14	41
Kent State	17	6	3	25	51

**First Quarter**

USU - Bright 4 yd run (Eberle kick, 12:02)  
 KSU - McKoy 78 yd pass from Crum (Trickett kick, 11:10)  
 KSU - Williams 2 yd run (Trickett kick, 5:37)  
 KSU - Trickett 40 yd FG (2:50)  
 USU - Eberle 41 yd FG (0:03)

**Second Quarter**

USU - Mariner 25 yd pass from Love (Eberle kick, 8:24)  
 KSU - Trickett 22 yd FG (5:07)  
 KSU - Trickett 36 yd FG (0:00)

**Third Quarter**

KSU - Trickett 29 yd FG (11:41)  
 USU - Thompkins 17 yd pass from Love (Eberle kick, 7:52)  
 USU - Eberle 45 yd FG (2:27)

**Fourth Quarter**

KSU - Matthews 4 yd run (Matthews run, 13:31)  
 USU - Thompkins 57 yd run (Eberle kick, 12:48)  
 KSU - Dixon 1 yd pass from Crum (Trickett kick, 9:36)  
 KSU - Trickett 37 yd FG (4:56)  
 USU - Mariner 11 yd pass from Love (Eberle kick, 3:06)  
 KSU - Crum 4 yd run (Trickett kick), 1:56  
 Attendance: 12,120

**TEAM STATISTICS**

	USU	KSU
First Downs	29	26
Rushing	189	252
Passing	317	298
Total Offense	506	550
Fumbles: Number-Lost	4-2	2-1
Penalties: Number-Yards	4-36	6-60
Punts-Yards/Avg.	3-78/26.0	2-77/38.5
Punt returns: No-Yds-TD/Avg.	1-0-0/0.0	0-0-0/0.0
Kickoff Returns: No-Yds-TD/Avg.	5-64-0/12.8	7-191-0/27.3
Interceptions: No-Yds-TD	0-0-0	1-1-0
Fumble Returns: No-Yds-TD	0-0-0	0-0-0
Possession Time	27:41	32:19
Third-Down Conversions	6-of-13	7-of-15

**INDIVIDUAL RUSHING**

**USU:** Bright, 21-94, TD; Thompkins, 1-57; Love, 10-16; Nathan, 2-14; Warren, 6-8.  
**KSU:** Crum, 23-147, TD; Matthews, 17-56, TD; Williams, 6-19, TD; Barrett, 1-17; Bangda, 3-10; Price, 2-3; Dixon, 2-3; Team, 2-(-3).

**INDIVIDUAL PASSING (C-A-I, Yds, TD)**

**USU:** Love, 30-39-1, 317, 3.  
**KSU:** Crum, 21-26-0, 289, 2; Barrett, 1-1-0, 9, 0.

**INDIVIDUAL RECEIVING**

**USU:** Nathan, 9-71; Mariner, 7-113, 2 TD; Thompkins, 4-51, TD; Bright, 4-23; Terrell, 2-12; Scarver, 2-12; Warren, 1-26; Boman, 1-9.  
**KSU:** McKoy, 6-103, TD; Dixon, 5-99, TD; Carrigan, 4-35; Matthews, 2-24; Dulka, 1-12; Poke, 1-9; Bangda, 1-7; Barrett, 1-5; Price, 1-4.

**USU Punt Returns:** Nathan, 1-0.

**USU KO Returns:** Scarver, 3-56; Boman, 2-8.

**USU Interception Returns:** None.

**USU Fumble Returns:** None.

**USU Tackle Leaders:** Lefeged Jr., 14; Shelton, 10.

**UTAH STATE STARTERS**

OFFENSE		DEFENSE	
LT	Edwards	DE	Te'i
LG	Avendano	DT	'Unga
C	Ali'ifua	DT	Anderson
RG	K. Shaw	DE	Galeai
RT	South	LB	Munoz
WR	Nathan	LB	Meitzenheimer
WR	Mariner	CB	Haney
WR	Thompkins	CB	Williams
TE	Terrell	NK	Grayson
RB	Bright	S	Lefeged Jr.
QB	Love	S	Bond



**Junior QB Jordan Love (10) was 30-of-39 passing for 317 yards and three touchdowns in Utah State's 51-41 loss to Kent State in the Tropical Smoothie Cafe Frisco Bowl. Love also carried the ball 10 times for 16 yards. Those 30 completions are a bowl record for USU.**

**FRISCO, Texas** - Utah State closed out the 2019 season with a 51-41 loss to Kent State in the 2019 Tropical Smoothie Cafe Frisco Bowl at Toyota Stadium on Friday, Dec. 20.

Junior QB **Jordan Love** was 30-of-39 passing for 317 yards and three touchdowns, including two to senior graduate transfer WR **Siaosi Mariner**. Love set a USU bowl game record with his 30 completions, while Mariner tied the USU bowl game record for touchdown receptions. Mariner had seven catches for 113 yards. His 11-yard touchdown reception with 3:06 to go in the game pulled the Aggies (7-6) to within 44-41.

However, Kent State recovered a squib kick on the ensuing kickoff and returned it 44 yards, setting up the final touchdown for the Golden Flashes (7-6).

Dustin Crum, tabbed the Offensive MVP of the game, accounted for 436 yards of total offense and three touchdowns. He was 21-of-26 for 289 yards and two touchdowns through the air, to go along with a game-best 147 yards and the one fourth-quarter score on 23 carries.

In his final game as an Aggie, Love set the school record for total offense in a career. He had 333 yards against Kent State, including 16 on the ground, to give him 9,003 total career yards. The old mark of 8,808 yards was previously held by fellow quarterback Chuckie Keeton (2011-15), who was on the sideline cheering his alma mater on Friday night.

Senior RB **Gerold Bright** led the Aggies on the ground with 94 yards and a touchdown on 21 carries. Sophomore WR **Deven Thompkins** scored on a 57-yard run early in the fourth quarter to pull Utah State to tie the game at 34-41.

Thompkins also caught four passes for 51 yards and a touchdown, while junior WR **Jordan Nathan** led Utah State with nine receptions for 71 yards.

Senior PK **Dominik Eberle** ended his stellar Utah State career by kicking a pair of field goals from 41 and 45 yards, respectively, and making all five of his extra points. His 45-yard field goal is the longest by an Aggie in a bowl game.

The Aggies finished with 506 yards of total offense, while the Golden Flashes had 550.

Two players finished with double-digit tackles for Utah State, led by a career-high 14 stops from junior S **Troy Lefeged Jr.**, which is also a USU bowl game record. Redshirt freshman DE **Elijah Shelton** added a career-high 10 tackles. Lefeged also forced a fumble, which was recovered by junior DE **Nick Heninger**.

Utah State got the ball to start the game and scored on its opening possession. Bright capped the 10-play, 75-yard drive with a 4-yard touchdown run to give the Aggies a 7-0 lead less than three minutes in.

Kent State also scored on its opening possession on a 78-yard touchdown pass. The Golden Flashes made it 17-7 late in the first quarter on a 2-yard run and 40-yard field goal.

Utah State pulled within 17-10 when Eberle made a 41-yard field goal with three seconds left in the opening quarter. A 25-yard touchdown pass from Love to Mariner tied it at 17-all with 8:24 left in the second quarter.

Kent State went into the halftime break with a 23-17 lead after field goals of 22 and 36 yards, respectively.

After falling behind 26-17 early in the third, Utah State rallied to take its final lead of the game when Thompkins scored on a 17-yard pass from Love and Eberle booted his 45-yard field goal to make it 27-26 with 2:27 left in the quarter.



**Junior S Troy Lefeged Jr. (7) set a USU bowl game record with a career-high 14 tackles, to go along with a forced fumble, against the Golden Flashes.**





Senior WR Deven Thompkins (13) was named the Offensive MVP of the Jimmy Kimmel LA Bowl as he had six receptions for 115 yards, including a 62-yard touchdown, in Utah State's 24-13 win against Oregon State.

INGLEWOOD, Calif. - Sophomore QB Cooper Legas came off the bench to throw a pair of touchdown passes in just his second-ever game as Utah State (11-3) capped off an incredible season with a 24-13 win against Oregon State (7-6) on Saturday, Dec. 18, 2021, in the inaugural Jimmy Kimmel LA Bowl at SoFi Stadium.

Legas came in when graduate junior QB Logan Bonner suffered a knee injury during the first quarter. On Legas' very first play, he connected with senior WR Deven Thompkins on a 62-yard touchdown pass to tie the game at 7-apiece early in the second quarter. It was Legas' first-ever collegiate pass. Thompkins, named the game's Offensive MVP, had six receptions for 115 yards. Bonner was 6-of-10 passing for 68 yards and an interception before leaving the contest.

Legas, who was 11-of-20 passing for 171 yards, also threw a 5-yard touchdown to graduate senior WR Brandon Bowling to give the Aggies a 24-13 lead late in the third quarter. Legas also had a 34-yard reception on a double pass from senior WR Derek Wright earlier in the drive. Bowling finished the game with four receptions for 51 yards, while Wright caught three passes for 33 yards. Senior TE Carson Terrell added two receptions for 25 yards.

Graduate junior RB Calvin Tyler Jr. ran for 120 yards on a career-high 26 carries against his former team, including a 15-yard touchdown with 4:24 remaining in the second quarter to give the Aggies a 14-10 lead.

Graduate senior PK Connor Coles kicked a 25-yard field goal to give Utah State a 17-10 lead following a 13-play, 67-yard drive to start the third quarter.

Utah State finished the game with 383 yards of total offense (273 passing, 110 rushing) and had 27 first downs, its second-most in a game this season. OSU also had three turnovers with two interceptions and a lost fumble.

Graduate senior DE Nick Heninger was named the Defensive MVP after recording career-highs with 3.0 sacks and 5.0 tackles for loss as part of his seven tackles. Graduate senior ILB Justin Rice led OSU with nine tackles and a forced fumble in the fourth quarter. Graduate senior OLB Cash Gilliam, graduate senior S Shaq Bond, and junior OLB Ajani Carter all added seven tackles in the game. For Carter, it tied for the most tackles in a game in his career.

Graduate junior S Hunter Reynolds added an interception late in the fourth quarter for Utah State, to go along with a pass breakup. OSU had three pass breakups overall as junior CB Cam Lampkin and junior DE Byron Vaughns also had one each.

Junior DT Hale Motu'apuaka also had a sack as OSU's defense registered 4.0 sacks and 6.0 tackles for loss in the game. Oregon State entered the LA Bowl having allowed just 10.0 sacks the entire season.

Oregon State received the opening kickoff and scored 58 seconds into the game when Jesiah Irish went 20 yards up the left sideline on a jet sweep. That would prove to be the Beavers' only touchdown, though, as their other points came on a pair of field goals by Everett Hayes.

The Beavers' Chance Nolan was 21-of-30 passing for 263 yards and an interception, while B.J. Baylor, who led the Pac-12 in rushing, had 18 carries for 78 yards.

Oregon State finished the game with 415 yards of total offense (263 passing, 152 rushing), but also committed 13 penalties for 91 yards, and had a pair of turnovers with an interception and fumble.



Graduate senior DE Nick Heninger (42) was named the Defensive MVP as he had career highs with 3.0 sacks and 5.0 tackles for loss as part of his seven total tackles against the Beavers.

/// 2021 LA BOWL ///



DECEMBER 18, 2021  
SOFI STADIUM (Inglewood, California)

SCORING SUMMARY

	1	2	3	4	FINAL
Utah State	0	14	10	0	24
Oregon State	7	3	0	3	13

First Quarter

OSU - Irish 20 yd run (Hayes kick, 14:02)

Second Quarter

USU - Thompkins 62 yd pass from Legas (Coles kick, 14:42)

OSU - Hayes 37 yd FG (8:40)

USU - Tyler Jr. 15 yd run (Coles kick, 4:24)

Third Quarter

USU - Coles 25 yd FG (10:05)

USU - Bowling 5 yd pass from Legas (Coles kick, 3:49)

Fourth Quarter

OSU - Hayes 34 yd FG (13:35)

Attendance: 29,896

TEAM STATISTICS

	USU	OSU
First Downs	27	13
Rushing	110	152
Passing	273	263
Total Offense	383	415
Fumbles: Number-Lost	1-1	1-1
Penalties: Number-Yards	5-46	13-91
Punts-Yards/Avg.	4-164/41.0	3-123/41.0
Punt returns: No-Yds-TD/Avg.	2-3-0/1.5	2-0-0/0.0
Kickoff Returns: No-Yds-TD/Avg.	3-61-0/20.3	4-77-0/19.2
Interceptions: No-Yds-TD	1-0-0	2-0-0
Fumble Returns: No-Yds-TD	0-0-0	0-0-0
Possession Time	29:26	30:34
Third-Down Conversions	5-of-12	4-of-12

INDIVIDUAL RUSHING

USU: Tyler Jr., 26-120, TD; Noa, 6-22; Bonner, 1-0; Scarver, 1-(-10); Legas, 7-(-10).

OSU: Baylor, 18-78; Lowe, 5-29; Irish, 2-26, TD; Gould, 1-10; Colletto, 1-8; Nolan, 8-3; Flemings, 1-(-2).

INDIVIDUAL PASSING (C-A-I, Yds, TD)

USU: Legas, 11-20-1, 171, 2; Bonner, 6-10-1, 68, 0; Wright, 1-1-0, 34, 0.

OSU: Nolan, 21-30-1, 263, 0.

INDIVIDUAL RECEIVING

USU: Thompkins, 6-115, TD; Bowling, 4-51, TD; Wright, 3-33; Terrell, 2-25; Legas, 1-34; Noa, 1-11; McGriff, 1-4; Tyler Jr., 1-0.

OSU: Harrison, 4-55; Musgrave, 3-44; Quitoriano, 3-36; Bradford, 2-25; Baylor, 2-22; Gould, 2-17; Bolden, 2-11; Beason, 1-39; Lowe, 1-11; Flemings, 1-3; Fenwick, 1-0.

USU Punt Returns: Nathan, 2-3.

USU KO Returns: Scarver, 3-61.

USU Interception Returns: Reynolds, 1-0.

USU Fumble Returns: Vongphachanh, 1-0.

USU Tackle Leaders: Rice, 9; Bond, 7; Carter, 7; Gilliam, 7; Heninger, 7; Lampkin, 6.

UTAH STATE STARTERS

OFFENSE		DEFENSE	
LT	Edwards	DE	Vaughns
LG	Ali'ifua	DT	Moore
C	Dolphin	DT	Motu'apuaka
RG	White	DE	Heninger
RT	Motes	ILB	Rice
WR	Bowling	ILB	Vongphachanh
WR	Thompkins	OLB	Gilliam
WR	Wright	S	Reynolds
WR	McGriff	CB	Anyanwu
RB	Tyler Jr.	CB	Lampkin
QB	Bonner	S	Bond



**/// 2022 FIRST RESPONDER BOWL ///**

**DECEMBER 27, 2022**
**GERALD J. FORD STADIUM (Dallas, Texas)**
**SCORING SUMMARY**

	1	2	3	4	FINAL
Memphis	3	21	0	14	38
Utah State	0	3	0	7	10

**First Quarter**

UM - Howard 26 yd FG (1:05)

**Second Quarter**

USU - Coles 53 yd FG (12:13)

UM - Lewis 15 yd pass from Henigan (Howard kick, 7:24)

UM - Lewis 22 yd pass from Henigan (Howard kick, 2:56)

UM - Prieskorn 3 yd pass from Henigan (Howard kick, 0:24)

**Fourth Quarter**

USU - Cobbs 44 yd pass from Davenport (Coles kick, 11:04)

UM - Ducker 1 yd rush (Howard kick, 7:22)

UM - Ducker 48 yd rush (Howard kick, 3:16)

Attendance: 10,343

**TEAM STATISTICS**

	UM	USU
First Downs	26	15
Rushing	146	126
Passing	284	135
Total Offense	430	261
Fumbles: Number-Lost	1-1	0-0
Penalties: Number-Yards	5-55	8-54
Punts-Yards/Avg.	4-148/37.0	5-188/37.6
Punt returns: No-Yds-TD/Avg.	2-8-0/4.0	1-1-0/1.0
Kickoff Returns: No-Yds-TD/Avg.	1-26-0/26.0	4-121-0/30.2
Interceptions: No-Yds-TD	3-35-0	0-0-0
Fumble Returns: No-Yds-TD	0-0-0	1-0-0
Possession Time	34:16	23:54
Third-Down Conversions	7-of-14	5-of-13

**INDIVIDUAL RUSHING**
**UM:** Ducker, 13-83, 2TD; Martin, 10-43; Rogers, 2-26; Smith, 6-20; Taylor, 1-5; Scates, 1-4; Henigan, 11-(-26); Team, 3-(-9).

**USU:** Tyler Jr., 16-79; Legas, 12-25; Williams, 2-15; Vaughn, 2-6; Davenport 1-1; Wilmore, 2-0.

**INDIVIDUAL PASSING (C-A-I, Yds, TD)**
**UM:** Henigan, 20-29-0, 284, 3.

**USU:** Legas, 7-12-1, 34, 0; Davenport, 7-9-1, 100, 1; Williams, 1-2-1, 1.

**INDIVIDUAL RECEIVING**
**UM:** Lewis, 5-83, 2TD; Rogers, 4-58; Taylor, 4-48; Prieskorn, 2-9, TD; Scates, 1-42; Ducker, 1-15; Drake, 1-12; Martin, 1-10; Wright, 1-7.

**USU:** Cobbs, 6-79, TD; Vaughn, 4-34; Sterzer, 2-12; Tyler Jr., 2-1, Tia, 1-9.

**USU Punt Returns:** Jones, 1-1.

**USU KO Returns:** Vaughn, 4-121.

**USU Interception Returns:** None.

**USU Fumble Returns:** Vaughns, 1-0.

**USU Tackle Leaders:** Alford, 9; Vongphachanh, 9; Carter, 8; Vaughns, 7; Neves, 6; Reynolds, 5.

**UTAH STATE STARTERS**

OFFENSE		DEFENSE	
LT	South	DE	Grzesiak
LG	Meacham	DT	Coleman
C	Dolphin	DT	Motu'apuaka
RG	Lapuaho	DE	Vaughns
RT	Edwards	OLB	Neves
WR	Cobbs	ILB	Vongphachanh
WR	Vaughn	ILB	Alford
WR	McGriff	S	Tatum
TE	Sterzer	CB	Anyanwu
RB	Tyler Jr.	CB	Carter
QB	Legas	S	Reynolds


**Graduate senior WR Brian Cobbs (8) had six receptions for 79 yards, including a 44-yard touchdown, in Utah State's 38-10 loss to Memphis in the SERVPRO First Responder Bowl.**

**DALLAS, Texas** - Utah State managed just 261 yards of total offense as it lost to Memphis 38-10 in the SERVPRO First Responder Bowl, held at Gerald J. Ford Stadium on the SMU Campus on Tuesday, Dec. 29, 2022.

Memphis QB Seth Henigan passed for 284 yards and three first-half touchdowns, while Jevyon Ducker rushed for 83 yards and two scores, as the Tigers amassed 430 yards of total offense (284 passing, 146 rushing).

Henigan was 15-of-21 for 217 yards and three touchdowns in the first half alone for the Tigers, who finished their season at 7-6. Eddie Lewis was on the receiving end of two of those touchdowns as he caught five passes for 83 yards on the day.

Junior QB **Cooper Legas** started for the Aggies (6-7), but suffered a game-ending injury in the third quarter and was replaced by true freshman QB **Bishop Davenport**. Legas was 7-of-12 passing for 34 yards and one interception, while Davenport was 7-of-9 passing for 100 yards with one touchdown and one interception. Sophomore QB **Levi Williams** also saw his first action since suffering a injury in game seven at Colorado State back in mid-October, and was 1-of-2 passing for one yard and one interception.

Davenport's 44-yard touchdown pass to graduate senior WR **Brian Cobbs** pulled Utah State to within 24-10 with 11:04 to go in the game.

The Aggies then attempted an inside kick, but the Tigers recovered and put two more touchdowns on the board to thwart off any chance of a comeback by Utah State.

Cobbs finished with six catches for 79 yards, while graduate senior RB **Calvin Tyler Jr.** ended his Aggie career by rushing for 79 yards on 16 carries. Junior WR **Terrell Vaughn** caught four passes for 34 yards, while Legas added 25 rushing yards on 12 carries.

Utah States finished with 261 total yards – 135 via the air and 126 on the ground.

Senior ILB **AJ Vongphachanh** had nine tackles and a career-high 2.5 tackles for loss, while true freshman ILB **Max Alford** also had nine tackles, a career high, to go along with a career-best 2.0 tackles for loss. Senior CB **Ajani Carter** added a career-high eight stops.

Graduate junior DE **Daniel Grzesiak** had 2.0 sacks and 2.5 tackles for loss, to go along with a forced fumble that was recovered by junior DE **Byron Vaughns**. Vaughns also had 1.0 sacks and 2.0 tackles for loss as part of his season-high seven tackles. Junior DT **Poukesi Vakauta** also had 1.0 sacks and 1.5 tackles for loss, both career highs.

Utah State finished with a season-high-tying 5.0 sacks and a season-high 14.0 tackles for loss. In fact, those 14.0 TFLs are tied for the second-most in a game in school history.

The Tigers dominated practically every facet of the first half as they outgained the Aggies 273-89, had 10 more first downs (16-6) and maintained possession of the ball for more than 19 minutes.

Memphis cracked the scoreboard first when Chris Howard booted a 26-yard field goal late in the first quarter. Utah State answered back with a 3-pointer of its own courtesy of a career-long 53-yarder from graduate senior PK **Connor Coles** with 12:13 remaining in the second quarter, which is tied for the eighth-longest in school history.

It was all Tigers after that. Memphis scored touchdowns on its final three drives of the half to take a 24-3 lead into the break.

This was the first meeting between Utah State and Memphis since 1977. The Tigers have won three straight over the Aggies and lead the overall series 5-3.


**Freshman ILB Max Alford (33) had a career-high nine tackles, which included a career-best 2.0 tackles for loss, against the Tigers.**




**A**

Aalona, Ernest 1977-78  
 Abrams, Marvin 1944-47  
 Actkinson, Jacob 2007-09  
 Adams, Allan 1930-31  
 Adams, Bobby Ray 1948-49-50  
 Adams, Eric 1981-82-83-84  
 Adams, Hugh 1903  
 Adams, Hugh R. 1909  
 Adams, Orval 1898  
 Adams, Terin 2019  
 Adams, Tony 1970-71-72  
 Adamson, Ronald 1966  
 Adeoye, Adewale 2016-17-18  
 Aguiar, Louie 1987-88  
 Ahern, John Paul 1937-38  
 Ahlemeyer, Monte 1987-89-90  
 Albrecht, Austin 2014-15-16  
 Albrittain, Chris 1979-80  
 Alder, Austin 2008-09-10-11  
 Aldridge, Lionel 1960-61-62  
 Alexander, George 1933  
 Alexander, Kevin 1992-93-94-95  
 Alexander, Corey 1992-93-94  
 Alexander, Maurice 2011-13  
 Alford, Max 2022  
 Ali'ifuu, Demytrick 2017-18-19-20-21  
 Ali'ifuu, Ricky 2013-14-15-16  
 Allen, Elihu (Buddy) 1958-59  
 Allen, Eltoro 2017-18  
 Allen, Fred 1940-41  
 Allen, Patrick 1980-81-82-83  
 Allen, Sidney 2008-09  
 Allison, Carl 1892  
 Allred, Irwin 1898  
 Alo, Falepule 2020-22  
 Alston, Terrence 2011-12  
 Alvarez, Fred 1967-68  
 Amador, Jim Anthony 1968-69  
 Anast, Constantino (Dino) 1956-57  
 Andersen, Caden 2018-19  
 Andersen, Chasen 2015  
 Andersen, Keegan 2011-12-13  
 Anderson, Devon 2017-18-19  
 Anderson, Frank 1971-72  
 Anderson, Gary E. 1967-68-69  
 Anderson, James 1917  
 Anderson, Joe W. 1944-45  
 Anderson, Josh 2004-05-06-07  
 Anderson, Larry G. 1958-59-60  
 Anderson, Ray W. 1945  
 Anderson, Scott 1988-89-90-91  
 Anderson, Stanley 1917-19-20  
 Anderson, Sterling 1923-24  
 Anderson, Todd 1981  
 Anderson, W.C. 1944  
 Andreason, Grant C. 1936-37  
 Andrews, Junius 1905-06  
 Andrus, Leonard M. 1919  
 Andrus, Roman 2017-18  
 Ane, Fie 1970  
 Angell, Kelly 1981-84-85  
 Angelovic, Greg 1992-93  
 Anyanwu, Michael 2019-20-21-22  
 Apostol, Chris J. 1948-49  
 Arguello, Jerry 1997-98  
 Artist, Chad 2016  
 Ashton, Lynne 1892  
 Ashton, Tyler 2004  
 Asisi, Funaki 2008-09-10-11  
 Austin, Matt 2010-11-12  
 Austin, Ocie Moore 1965-66-67  
 Avendano, Heneli 2019  
 Axelgard, Chris T. 1940-41  
 Ayarbe, Joseph P. 1953

**B**

Baer, Kent 1970-71-72  
 Badibanga, Eddie 1996-97-99  
 Baguio, Joseph 1988  
 Bailey, Wesley 2016-17  
 Baker, Dalton 2016-17-18-19  
 Bala, Andre 2001-02, 04-05  
 Baldomero, Jarom 2013-14-15  
 Ballif, Serge 1920  
 Balls, David 1989-92-93-94  
 Balls, Kent 1983  
 Bandy, Jason 1995-96  
 Bankhead, John 1896  
 Banks, Fred William 1939-40  
 Banks, John 1980  
 Bannerman, Jaylin 2019-20-21

Barber, Nathan 2000-01  
 Barbic, George 1977  
 Barbour, Jr. Jerome 2007-08, 10  
 Barfield, Barry 1979  
 Bargsley, James 1988  
 Bargsley, John 1988  
 Barker, William T. 1930-31-32  
 Barlow, Fielding 1917  
 Barney, Vernon S. 1945  
 Bartlett, Kellen 2008-09-10-12  
 Bartolic, Christopher 2019-20  
 Bartz, Brent 1981-84-85  
 Batch, Robert 1990-91-92  
 Bates, Bob 1945  
 Bates, Tom 1979-80-81-82  
 Batt, William 1908-09-11-12  
 Batt, William Lee 1942  
 Beach, Doug 1990-91-92  
 Beauford, Bill 1983-84  
 Becklund, Mike 1968-69  
 Beecher, Willie 1981-82-83-84  
 Beerman, Ed 1985  
 Beers, William 1937  
 Bell, Elija 1999  
 Bell, Marvin T. 1939-40-41-45  
 Bell, Mickey 1984-85  
 Belliston, A. Garth 1944-45  
 Bennett, Tyler 2011-12  
 Bennion, Earl 1907-09  
 Bennion, Mark L. 1931  
 Bennion, Noel L. 1927  
 Bennion, Vernon 1939-40  
 Bentruide, Jaron 2011-12-13-14  
 Benson, Kenneth M. 1956-57  
 Benza, Brian 1997, 2000  
 Bergeson, Douglas A. 1927-28-29  
 Berry, Ed 1984-85  
 Bettman, Alfred 1973-74-75  
 Bimher, John 1892  
 Bingham, James 1921  
 Bishop, Alan 2006-07-08-09  
 Black, Bryan 2003-04  
 Black, Marcus 1981-82  
 Blackburn, Dale 1945  
 Blackburn, Pat 1977-78  
 Blanton, Paul 1934-35-36  
 Blazer, Leon Albert 1964  
 Bledsoe, Lloyd G. 1952  
 Blood, Wesley Heber 1944  
 Bloom, Robert 1970-71  
 Blue, Melvin 1995-96-97  
 Bluford, David 1979-80-81  
 Boam, Grant Wayne 1935-36  
 Boccio, Jim 1972-74  
 Bogar, Jasper 1982  
 Boham, Fred 1938-39-40  
 Bohm, Jimmy 2004-05-06-07  
 Bohm, Ryan 2005-06  
 Bohn, Brad 1997-00  
 Boman, Travis 2018-19  
 Bond, Shaq 2018-19-20-21  
 Bonner, Logan 2021-22  
 Borel, Diondre 2007-08-09-10  
 Borino, Richard Scott 1964  
 Bouwman, Kevin 1987-88-89-90  
 Bowden, Alfred 2010-11  
 Bowen, Jim LeRoy 1962-63-64  
 Bowers, Brian 2001  
 Bowers, Warren 1990-91-93  
 Bowler, Paul 1990  
 Bowles, Wyatt 2021-22  
 Bowling, Brandon 2021  
 Bowman, Xavier 2006-07-08-09  
 Boyer, Cody 2016  
 Boyer, Craig Edwin 1966-67-68  
 Bradshaw, Craig 1978-79  
 Brady, Elmo 1931-32-33  
 Brady, Kevin 1979-80-81  
 Brady, McKade 2010-11-12  
 Brady, Perry B. 1953  
 Braegger, Wallace 1937-38-39  
 Brafford, Todd 1980-82-83  
 Bray, Charles 1963-64  
 Brennan, Mathew R. 1968  
 Briggs, Louis 1932  
 Briggs, Robert 2022  
 Bright, Gerold 2016-17-18-19  
 Brignac, Michael 2000  
 Brindley, James 2007-08-09  
 Brinton, Ralph David 1958-59  
 Broccardo, Mark 1991  
 Brock, Clyde 1959-61  
 Brock, Lem 1983-84  
 Brocker, B.J. 1909

Brooks, Wendell D. 1970-71  
 Brooksby, Preston 2016-17  
 Brooker, DJ 2001, 04-05  
 Brossard, Edgar 1907-08-09  
 Brossard, Elmer 1909  
 Brossard, F. 1910  
 Brossard, Howard 1912-13  
 Brossard, Roland 1912  
 Broughten, Robert Verne 1968  
 Broughton, Bob 1962-64  
 Brindley, James 2006, 07  
 Brown, Anthony 1987-88  
 Brown, Brant 1999  
 Brown, Darwin R. 1952-53  
 Brown, Demario 1996-97-98-99  
 Brown, Demetrius 1986-87-88-89  
 Brown, Elton 1971-72  
 Brown, F. 1909  
 Brown, Gary 1991-92-93-94  
 Brown, Gerald 1970-72  
 Brown, Jerry 1985-86-87-88  
 Brown, John Eldridge 1973  
 Brown, John L. 1963  
 Brown, Ken 1979-81  
 Brown, Louis 1988  
 Brown, Scott 1985-86  
 Brown, Tony 1986  
 Browner, Willard 1979-80  
 Brumfield, Ricky 1995-96-97-98  
 Bryan, Larry David 1961-62-63  
 Bryant, (NA) 1909  
 Bryant, Jimmy 1977-78  
 Buchanan, Parker 2022  
 Buckley, James L. 1967  
 Budge, Rulon 1930  
 Budo, Shoro 1954  
 Buehler, Max S. 1944  
 Bullen, Bobby W. 1948  
 Bullen, Reese Newell 1935-36  
 Bunker, Robert E. 1934-35-36  
 Bunselmeir, Del 1976  
 Burge, Jason 1991  
 Burke, Steve James 1967  
 Burningham, Brenen 2001-02-03  
 Burrows, Jim 1958-59  
 Burrows, Ken 1967  
 Burt, Riley 2019  
 Burton, Scott 1984-85  
 Bush, Jarrett 2004-05  
 Busta, Jesse 1999-2000-01-02  
 Butcher, Bob E. 1965-66-67  
 Butcher, Ray V. 1960  
 Butler, Marquis 2008  
 Butler, Ronald 2013-14  
 Butorovich, John 1981  
 Bybee, Adrian 2007-08-09  
 Bybee, Junior 1952-53  
 Byers, Alex 2016-17  
 Bynum, Andre 1981-82-83-84  
 Bynum, Darius 1991  
 Byrd, Israel 1991-92  
 Byrd, Quinton 2009-10-11, 13

**C**

Caffey, Andy 1921  
 Cagaanan, Terry 1961-62  
 Caine, George B. 1911  
 Caine, Lawrence 1937  
 Calderwood, Ben 2005-06-07-08  
 Caldwell, Peter 2007-08-09-10  
 Caldwell, William 1960  
 Call, Joseph G. 1928-29  
 Callahan, William K. 1962-63-64  
 Calverley, Grant 2002-03  
 Calvillo, Anthony 1992-93  
 Camilli, Bruce 1960  
 Camilli, Dolph 1959-60  
 Campbell, Del Ray 1951-52  
 Campbell, Fahali 1996-97  
 Campbell, Larry 1962-63  
 Campbell, Mike 1984-85  
 Canales, Michael (Chico) 1981-82-83  
 Candler, Donta' 2001-02  
 Candidate, Steve 1999-00  
 Canning, Ben C. 1944  
 Cannon, Douglas Q. 1916  
 Caputo, John H. 1946-47-48-49  
 Caputo, Nick 1944-45-46  
 Cara, James Michael 1968  
 Caraway, Maurice 1999-00  
 Carboni, Peter J. 1962  
 Cardon, Lee Kenneth 1937-38-40  
 Cardon, Vince 1909

Carillo, Eugene Pedro 1968-69  
 Carlini, Tod V. 1949-50-51  
 Carlsen, Andy 2007-08  
 Carlsen, Rusty 1988-89-90-91  
 Carlston, Lee 1963-64  
 Carmen, Brock 2015-16  
 Carriger, Jason 2002-03  
 Carter, Ajani 2019-20-21-22  
 Carter, Sean 2019  
 Carty, Johndale 1995-96-97-98  
 Cassidy, Ron 1977-78  
 Castaneda, Rob 2017-18  
 Cattolico, Ras 1971  
 Caughey, Robert Charles 1948  
 Cavallucci, Ralph 1951-52-53  
 Centers, Devin 2013-14-15-16  
 Cernick, Arnie 1957  
 Chaet, Ben 2003-04  
 Chambers, Michael Don 1968  
 Charles, Marquis 2005-06-07-08  
 Chatterton, Dick 1967  
 Chavez, Guillermo 1996-97  
 Chen, Andrew 2017  
 Cheney, Austin 2014-16  
 Chick, John 2002-03-04-05  
 Child, Raymond L. 1969  
 Childers, Mike 1971-72  
 Childs, Ben 2001, 05-06-07  
 Childs, Vandel 1930-31  
 Choate, Robert Calvin 1941-42  
 Christensen, Brian 1980-81-82  
 Christensen, Clayton 2012-13  
 Christensen, Guy B. 1932  
 Christensen, Randy Ross 1968-69  
 Christensen, Robert 1934  
 Christensen, Wesley D. 1951-52  
 Christensen, Wilford A. 1957  
 Christensen, Chase 2016-17-18  
 Christeson, Blaine (J.R.) 1965-66-67  
 Ciancone, Ken 1979-80  
 Cin, Malik 2003-04-05-06  
 Cippolla, Joseph P. 1950-51-52  
 Clampet, Skip 1978-80  
 Clark, Charles Louis 1939  
 Clark, Craig 1971-72-73  
 Clark, Danny 1996  
 Clark, Dave 1964-65-66  
 Clark, David Thomas 1941  
 Clark, Greg 2007  
 Clark, Harry 1923-28  
 Clark, Marvin 2003  
 Clark, Travis 1987-89  
 Clark, Willie 1985  
 Claybaugh, Charles 1960-61-62  
 Clayton, Rodney 1979-80  
 Clemons, Robby 1992  
 Cliff, Edward P. 1929-30  
 Clifford, Brad 1975-76-77  
 Cobbs, Brian 2022  
 Coburn, John 1909  
 Coe, Michael 1992-93  
 Cohen, Steven Loomis 1961-62  
 Colbert, Adam 1998-99  
 Colbert, Stacy 1979-80  
 Cole, Jean Pierre 1957  
 Coleman, Gary 2001-02  
 Coleman, Kenny 2003  
 Coleman, Mike Terry 1967  
 Coleman, Rajric 2009-10  
 Coleman, Sean 1993-94-95  
 Coleman, Steve 1975  
 Coleman, Tavian 2022  
 Coleman, Valley 1972-73  
 Coles, Connor 2020-21-22  
 Coles, Kory 1974-75-76  
 Collins, Scott 1999-00-01  
 Cologna, Max 1954  
 Colombi, Henry 2018-19  
 Colston-Green, Jaren 2015-16-17  
 Comadena, Larry 1973-74  
 Compton, Louy 2017  
 Compton, Taylor 2018-19-20  
 Confer, Fred George 1968-69  
 Conkwright, Allen 1917  
 Connelly, Dan 1998-99  
 Connelly, Mike 1958-59  
 Conroy, Maurice 1920  
 Cook, Lash 1909  
 Cooley, Chris 2000-01-02-03  
 Cooley, D.W. 1903  
 Coon, J.L. 1980-81-83  
 Cooper, Andrell 1990  
 Cooper, Sam Gary 1968-69  
 Cooper, William 1961



Copeny, Jerry	1977-78
Copier, Chris	2015
Corey, Joe	1971-72
Cornelius, Pat	1978
Corner, Kevin	1994
Cornia, George W.	1944
Corrigan, Michael	1970
Cortazzo, Ethan	2016
Costello, Frank	1961-64
Coster, Rodney	1950-51-52
Couey, Tyrone	1968-69-70
Counes, James	1950
Coupee, Steven	1970-71
Coupee, Ed	1972
Court, Jefferson	2013-14
Cowdin, Cade	2012
Cowley, Claude Raymond	1937
Cowley, Sam	1923
Cox, Dan	1974-75-76
Cox, Dave	1969-70-71
Cox, Jerry	1973-74
Cox, John	1965
Cox, Travis	2001-02-03-04
Cranney, Monroe	1926-27
Crawford, Edmund	1901
Crawford, Glen	1985
Crawford, Wayne	1973
Crayton, Robert	1995
Crittenden, Frank	1892
Crivello, Matt	2003-04
Crockett, Ricky	2002
Croft, Walter	1892
Croft, Jack	1921
Crookston, Burns	1941-42-44
Crookston, Lauren	1917
Crookston, R. Burns	1912
Cropley, Virgil	1931
Crosbie, Jeff	1998-99, 2001-02
Crosbie, Merrill	1942
Crosland, Ben	1994-95-96-97
Cross, Marcus	2006
Crowell, Edward	1973-74
Cruickshank, Tom	1964
Crum, Joe	1980-81-82
Crumbley, Ernest	1985
Cuccia, Nick	1966-67
Cumbee, Derrick	2006-07-08
Cummings, Paul	1975
Cuncic, Wayne	1971-72-73
Cunningham, Dennis	1977
Curinga, Rudy	1963-64-65
Curtis, Heber	1916
Curtis, Kevin	2001-02
Curtis, Overton	1957
Czupka, Dwaine (Dewey)	1965-66

**D**

D'Amato, Tony	1997-98
D'Avila, Armando	1990-92
Dabb, Forrest	2009-10-11-12
Dahle, Robert	1927-28
Dahme, William	1959-60-61
Daley, Marcus	1993
Dalton, Aaron	2015-16-17-19
Daly, Greg	1975-76
Damuni, Waqa	1996-97-98
Dandridge, Nate	2001-02
Daniels, Joe	1957
Dansley, Duane	1935
Davies, Brian	1993-95
Davis, Casey	2008, 10
Davis, Eddie	1994-95-96
Davis, Greg	1988-89-90-91
Davis, Jalen	2014-15-16-17
Davis, NyNy	2022
Davis, Pondre	1983-85-86-87
Davis, Steve	1987-88
Davis, Travis	2003
Davis, Will	2011-12
Day, Joseph	1928-29
Dee, Glenn	1919
DeFries, Henry	1972-73
Deist, Kelley	1972-73-74
DeLadurantey, Brent	2004, 06
DeLoach, Dennis	1978-79-80-81
Deml, Jason	2000-01
DeMartini, Ken	1966-67-68
DeMartino, Joey	2010-12-13
Demosthenes, Guerschorn	1998
Dennis, Jerome	2001-02-03-4
Dennis, Joey	1967
Denson, Charlie	1976-77
DeQuillettes, Ryan	2002-03-04-05

Detwiler, Chuck	1966-67-68
DeVries, Jed	1990-91-92-93
DeCesare, Derek	1996
Dewan, Christopher	1974-75
DeWitt, Donald	1945
Diaz, Nick	2010-12-13-14
Dickey, William	1960-61
Dicko, Donald	1996-97-98-99
DiGiuseppe, James	1951
Dillard, Mike	1986
Dimercurius, Joseph	1965
Dimher, John	1892
Dinan, Paul	1951
Dine, Charles	1959-60
Dinka-Mba, Maxim	2007-08-09-10
Disman, David	2008
Dixon, Gordon	1931-32-33
Dixon, Willie	1957-58
Dixson, Aaron	1953-55
Doctor, Bob	1956-57
Dodge, John	1975-76
Dodson, Freddie	1996-97
Dolphin, Chandler	2019-21-22
Donaldson, Craig	1984-85-87
Donovan, Jack	1944
Dorius, Paul	1920
Doughty, Jake	2010-11-12-13
Doutre, William	1914
Downs, Chris	1999
Downs, Vance	1972
Dowty, Dean	1991
Doyle, Michael	1970-71-72
Doyle, Tim	1978-79
Drake, Perry	1978-79
Ducharme, Leo	1957-58
Duckworth, Tracy	1982-83-84
Duncan, Gail	1941-42
Duncan, Joe	1950
Duncan, Ryan	1998-2001
Dunnam, Douglas	1958-59
Dunstan, William	1968-69-70
Duve, Ryan	1988-89-90
Dye, James	1992-93
Dye, Scott	1977
Dyson, Brandon	1994-95-96-97
Dzierzak, Robert	1973-74-75

**E**

Eagal, Blake	1997-98-99-00
Eason, Jerome	2002-03
Eberle, Dominik	2017-18-19
Ebert, Carl	1951-52-53-54
Edwards, Alfred	2018-19-20-21-22
Edwards, LaVell	1949-50-51
Edwards, Lewis	1951-52-53
Edwards, Mike	1984-85
Edwards, Ron	1964-65-66
Edwards, Ronald	1988-89-90-91
Egbert, Archie	1909
Egbert, Archie D.	1905-06-07-08
Egbert, Ivan	1909
Eggington, Mark	1987
Ekdahl, Trevor	1964-65-66
Elder, Dan	1976-77
Elder, Lloyd Stanley	1935
Ellis, Marvin	1981
Ellison, Dan	1969
Ellison, Marquan	2013-14-16
Ellison, Michael	1970
Enesi, Sean	2009-10
England, Dave	1971-72
England, Dave	1978
England, Harvey	1936-37
English, Dennis	1967
Ephriam, Dale	1981-82-83-84
Erbesnik, John	1980
Erickson, Art	1990-91
Erickson, Dan	1968
Erickson, Elgin	1920-23
Erickson, Preston	2009
Erwin, Robert	1892
Escandon, Edmond	1965
Esplin, Greg	1969
Esplin, Jodie	1984
Estelle, Mark	2001-02-03
Eti, Victor	2003-04
Evans, James	1922
Evans, Marwin	2014-15
Evans, Robert	1906
Evans, Thomas	1909

**F**

Fa'avae, Lomi	1995-96
Faccinto, Al	1969-70-71
Fackrell, Jim	2002
Fackrell, Kyler	2012-13-15
Faimalo, Edmund	2015-16
Falck, Louie	1919-21
Falkerson, Richard	1942
Fanaika, Jason	2010-11
Fano, Jarom	2000-03-04-05
Farias, Ruben	1991
Farmer, Clint	1978-79-81-82
Farrell, Ken	1947
Farris, Raymond	1983-84-85
Fata, Ritisoni	2017-18-19-20
Fausel, Will	2004-05-06-07
Favero, Alfred	1934-35
Felando, Chuck	1984
Felix, Ryan	1999
Ferderber, John	1958-59-60
Ferguson, Brad	1997-98
Ferguson, Dennis	1969-70-71
Ferguson, Gaje	2016-17-18
Ferguson, Kenneth	1963-65-66
Ferguson, Matt	2003
Fernandes, Fred	1979-81-82-83
Fernandez, Roger	2001
Ferrin, James	1967
Ferrin, Karl	1935-36-37
Ficklin, Quin	2017-18
Fiefia, David	2000-01-02-03
Fiefia, Emosi	2004
Fiefia, Vaea	1995-97-98-99
Fiefia, Walter	1995-96-97-98
Fields, Daryl	2005-06-07-08
Filiaga, LT	2014-15
Filimoeatu, Bojay	2011-12
Fischer, Jeff	2010
Fisher, Bob	1976
Fisher, Roger	1959-60
Fisilau, Taani	2012-13-14-15
Flenniker, Baker	1950-51-52
Fletcher, Glenn	1979
Flores, Josh	2009-10-11
Flowers, Aaron	1994
Floyd, Tyler	2014-15
Fonnesbeck, Cardell	1967
Fonua, Liua	2000
Foote, Devon	1978
Forbes, Chris	2004-05
Ford, Tim	1985
Foreman, Floyd	1990-92
Foreman, Xavier	1993-94
Forgeon, Aland	1930-31-32
Fortenberry, Deante	2017-18
Forzani, Joe	1965-66-67
Forzani, John	1968-69-70
Forzani, Tom	1970-71-72
Fosmark, Mike	1978-79-80
Foster, Tom	1963-65-66
Foult, Roger	1961-62-63
Fox, Tyler	2015
Foxley, Edward	1924-25-26
Franklin, Demario	1998-99
Frazier, Aaron	1995-96
Frederking, Chip	1982-83-84
Fredrick, Nate	2002-03-04
Fredrickson, John	1906
French, Mike	1978-79
Frew, Eugene	1905-06-07
Frew, William	1909
Fritz, Wayne	1967
Froerer, Frederick	1909
Fronk, Jack	1954
Fry, Burke	1931-32-33
Fuentes, Jose	2000-01-02
Fuhriman, Rob	1972-73-74
Fultcher, Greg	1976-77
Fulton, John	1991
Funk, Brian	1990-91-92

**G**

Gagliano, Bob	1980
Gaines, Terrence	1993-94-95
Gajkowski, Baron	2017-18
Galeai, Salanoa	2014-15
Galeai, Tipa	2018-19
Galeazzi, Robert	1970-71
Gallagher, Kyle	2007, 09-10-11
Galli, Logan	1998-99
Galliano, Aric	2002-03
Gapelu Phillip	2008-09-10-11

Garcia, Carlos	1985-86
Garcia, Daniel	1973
Garcia, Jacob	2021-22
Garcia, Jess	1968-69
Gardner, Alma	1927-28-29
Gardner, Bertrand	1922-23-24
Gardner, Dale	1951-52
Gardner, David	1922
Gardner, David I.	1926
Gardner, Vernal Del	1917-19
Gardner, Wilford	1917
Garf, George	1892
Garff, Wayne	1933
Gargalikis, Vincent	1999
Garmon, Vashon	1996-97-98-99
Garner, Dene	1985-86-87
Garner, Hal	1980-82-83-84
Garner, Hal E.	1948-49
Garner, Quinn	2008-09-10-11
Garnett, Wesley	1969-70
Garretson, Darell	2013-14
Garrett, Blake	2004
Garrett, David	1967
Garrett, James	1950-51
Garrett, Sid	1946
Gates, Michael	2002-03-04-05
Gates, Trae	1983-84
Geddes, William	1925-26
Gentry, John	2020-21
George, Nick	2002-03-04-05
Gerbozy, Don	1957-58-59
German, Joe	1995-96-97-98
Geyer, Chris	1968-69
Giammona, Louie	1973-74-75
Gibbons, Robert	1925-26-27
Gibbs, H. Lee	1925-26
Gibson, Archie	1972-73
Gibson, Byron	1985
Gilbert, Jack	1941-42
Giles, Eddie Lee	1970-71
Gill, David	1993-94-95-96
Gilliam, Cash	2019-20-21
Gillespie, Dan	1928-29-30
Gilligan, George	1917
Gipson, Tony	1977-78
Gittins, Richard	1988-89-90-91
Glasper, Jamar	1999-2000-01-02
Glass, Jordan	2007-08
Glenn, Marshall	1931-32-33
Glover-Wright, Tay	2012-13
Goddard, Ernie	1991
Gold, Mike	1965-66
Gold, Sperm	1938
Golden, Darby	2006-07-08
Gomez, Robert	1970-71
Gooding, Robert	1939
Goodspeed, William	1912
Goodwin, Clarence	1941
Gordon, Tai	1992-94-95-96
Gosnell, Douglas	1967-68
Gottfredson, Arthur	1946-47
Gourley, Gary	1948
Grant, Roger	1990-91
Grantham, Ferrante	1982-83
Grasseschi, Barry	1973-74-75
Graven, Dave	1971-72
Graves, Jervon	2007-08
Gray, Daniel	2014-15-16
Gray, Fred	1972
Grayson, Andre	2018-19-20-21-22
Green, Elmer	1940
Green, Harry	1914
Green, Jarrod	2018-19-20
Green, Kenyatta	1994-95
Green, Mark	1912
Green, Torrey	2013-14-15
Greene, Jalen	2018
Greener, Dallas	1935-36
Grier, Profail	1993-94
Griffin, Amos	1913-14
Griffin, Herbert	1929
Griffin, Richard	1941-42
Griffith, Russell	1983
Grisby, Eric	1981-82
Griswold, Shawn	1992-93-94-95
Groll, Ernest	1944-45-47
Gross, Lance	1965-66
Gross, Wes	1982-83-84-85
Grzesiak, Daniel	2022
Guenter, Jeremy	2001-02
Guercio, Vincent	1960
Guiney, Travis	1993-94-95
Gunderson, Lars	2013
Gunderson, Orsen	1932





Gunstream, Ryan 2002-03  
 Gunther, Braxton 2017  
 Gurrola, Danny 2009-10  
 Gustafson, Paul 1991-92-93-94  
 Gustin, Gary 1968  
 Guthrie, Darrell 1948-50  
 Gutierrez, Gunther 1973  
 Gutke, Harold 1938-42  
 Gutke, Ralph 1932-34  
 Gutke, Worth 1931-32  
 Gwacham, Nnamdi 2006-07-08-09  
 Gwilliam, Eric 2000-01  
 Gwynn, Richard 1984-85

**H**

Hack, Kyler 2019  
 Hadnot, Quinton 2022  
 Hagan, Brett 1984  
 Hahn, Chuck 1967-68  
 Halaufia, Tuifua 1970-71-72  
 Halaufia, Willie 1972  
 Hale, Lyle 1944  
 Hall, Devon 2005-06-07-08  
 Hall, Don 1955  
 Hall, Garth 1965-66-67  
 Hall, Gurvan 2022  
 Hall, Kimber 1980  
 Hall, Maureatha 1985  
 Hall, Rashad 2014  
 Hall, Ronald 1960  
 Haltom, Nels 2020  
 Halverson, Robert 1953-55  
 Hamblin, Justin 2003-04-05  
 Hamby, Mike 1981-82-83-84  
 Hamilton, Melvin 1924-25-26  
 Hamilton, Mike 1994  
 Hamilton, Milton 1923  
 Hampton, Sean 1990-91  
 Hancock, Heber 1909-10  
 Handel, Richard 1962-63-64  
 Handley, Thatcher 1932-33-34  
 Haney, Cameron 2016-17-18-19  
 Haney, Darnel 1962  
 Hanks, Alfred 1937  
 Hannum, Jack 1962-63-64  
 Hanousek, Matt 1986  
 Hansen, Alva 1907-08  
 Hansen, Holger 1969-70  
 Hansen, Howard 1944-45  
 Hansen, J. August 1905  
 Hansen, James 2020  
 Hansen, Lenard 1965-66-67  
 Hansen, Milton 1920-21  
 Hansen, N.D. 1937  
 Hansen, Norvel 1946-47-48-49  
 Hansen, Percy 1917  
 Hansen, R. 1909  
 Hansen, Sean 1996-97-98  
 Hansen, Tom 1987-88-89-90  
 Hanson, Robert 1944  
 Hanzalik, Sutton 1985-86  
 Harbaugh, Jim 1976-77  
 Hardy, Bert 1944  
 Harkey, Tony 2007  
 Harmen, Wade 1986  
 Harold, LaBradford 2012-13-14-15  
 Harris, Braden 2019  
 Harris, Chris 2008-09-10-11  
 Harris, Jim 1963-64  
 Harris, Kent 1953-54-55  
 Harris, Rulon 1932  
 Harris, Sterling 1921-22  
 Harrison, Craig 2012-13-14  
 Harrison, Eugene 1985  
 Harrison, Jalonn 1995  
 Harrison, Vaughn 1997  
 Harrop, Jim 1967  
 Hart, Charles 1919  
 Harvath, Jack 1954-55-56  
 Harward, Raymond 1960-61-62  
 Hassell, Lindsay 1997-98  
 Hastings, Derek 2016  
 Hatch, Charles 1951-52-53-54  
 Hatley, John 1973  
 Haueter, Jacob 2011  
 Haugen, Jeff 1988-89-91  
 Hauk, Matt 1992-93-94-95  
 Hausknecht, Parker 2011  
 Hawley, Warren 1925-26-27  
 Hayes, Bryant 2014-15  
 Hayes, Lloyd 1946-47-48-49  
 Haymore, Efrem 1992-93  
 Haynes, Charles 1974-75

Haynes, Greg 1986-87-89-90  
 Haynes, William 1974-75-76  
 Healy, Shaun 1999-00  
 Heath, Ted 1946  
 Heberlein, Todd 1989-90-92  
 Heckstall, Devin 2018  
 Henderson, Donnie 1978-79  
 Henderson, Reed 1953-54-55  
 Hendricks, Charles 1921-22-23-24  
 Hendricks, George 1934  
 Heninger, Nick 2019-20-21  
 Henry-Cole, Devonta'e 2020  
 Herring, Jay 1954-55  
 Hervey, Justen 2015-16-17-18  
 Hess, Wendell 1948-49  
 Heywood, Blaine 1944  
 Hibbets, Donald 1951  
 Hicks, Raymond 2003-04  
 Higgins, Jeremy 2010  
 Higginson, Joel 2003  
 Hill, Bill 1955  
 Hill, Dan 1986-87-88-89  
 Hill, Jack 1952-55-56  
 Hill, Joe 2011-12-13-14  
 Hill, John 1981  
 Hill, Rex 1938-39  
 Hill, Robert 2008-09-10-11  
 Hines, Deshane 2014-15  
 Hintze, Taylor 2018  
 Hipple, Eric 1976-77-78-79  
 Hislop, John 1972-73  
 Hoare, William 1950  
 Hobbs, Damion 2015-16-17  
 Hobson, Ivan 1910  
 Hockel, Jude 2016  
 Hodges, Cleon 1948  
 Hoehne, Josh 2003  
 Hoggan, Drummond 1938  
 Hogue, Larry 1978-79-80-81  
 Hoke, Derek 2005-06-07-08  
 Hoken, James 1909  
 Hola, Saia 1982-83  
 Holbrook, Ben 1996-97-98-99  
 Holder, Don 1962-63-64  
 Hollmer, Kurt 1977  
 Holman, Dave 1968-69  
 Holmes, Jerry 1970-71  
 Holmes, Robert 1992-94-95  
 Holmes, Ronald 1974-75  
 Hollis, Keylon 2013  
 Holloway, Dionte 2005  
 Holtry, Donald 1966-67  
 Hooks, John 1975-76  
 Hoopiiana, Clifford 1944-45-46  
 Horlacher, Robert 1955  
 Horne, Landon 2015-16  
 Hotchkin, George 1951-52-53  
 Hough, Curtis 1975-76-77  
 Hough, James 1974-75-76-77  
 Houston, Wyatt 2013-14-15-16  
 Howard, Bevan 2005-06  
 Howard, Dick 1941-42-46  
 Howe, Earl 1923-24-25  
 Howell, Rob 1989-90  
 Howren, Ernie 1990-91-92-93  
 Hubert, Jim 1957  
 Hudson, Mike 1995-96  
 Huerta, Alex 2015-16-17  
 Huey, Kendrick 1993-94  
 Hughes, Austin 1938-39-40  
 Hughes, George 1892  
 Hughes, J. Keith 1946-47-48-49  
 Hughes, Jerry 1971-72  
 Hughes, Mickey 1945-48  
 Hughes, Taylor 2011  
 Hull, John 1931-32-33  
 Hulse, Boyd 1946-47-48  
 Hulsey, Gary 1984-85-86-87  
 Hunsaker, Brian 1985-86-87-88  
 Hunsaker, Jeff 1986-87-88-89  
 Hunt, Carl 1960-61  
 Hunt, LaJuan 2014-15-16-17  
 Hunt, Scott 2000-01  
 Hunt-Loveless, Jeremy 1995-96-97  
 Hunter, Novich 1994-95  
 Hurren, David 1926-27  
 Hurst, Roy 2007-08  
 Husbands, Arlie (Skip) 1961-62-63  
 Hutchins, Mike 1968  
 Hutchinson, Charles 1941  
 Hutton, Jack 1953-54-55  
 Hutton, Jake 2005-06-07-08  
 Hutton, Trevor 2002-03  
 Hyde, Jon 1957-58

**I**

Igboeli, Paul 2006-07-08-09  
 Igobeli, Washington 2010  
 Ingersoll, Joe 1941-42  
 Ingram, Ja'Marcus 2017-18  
 Iniguez, Moroni 2017-18  
 Ioane, Jarom 2015-17  
 Ipsen, Brad 1984-85  
 Irion, John 1978

**J**

Jackovich, Dan 1977-78  
 Jackovich, Dave 1978  
 Jackson, Bryan 2000-01-02  
 Jackson, Carvel 1945  
 Jackson, James 1985-86  
 Jackson, Justin 2002-03  
 Jackson, Ladale 2012  
 Jackson III, Leon 2004-05-06-07  
 Jackson, Marvin 1979-80-82  
 Jackson, Percy 1982-83-84  
 Jackson, Shirley 1935-36  
 Jackson, Willie 1991-92-94  
 Jackson, Zahodri 2018-19-20-21  
 Jacobs, Chuck 2011-12  
 Jacobs, Joe 1989-90-91-92  
 Jacobson, Bruce 1968-69  
 Jacson, Steven 1979-80-81-82  
 Jakubiak, Jarrod 2004  
 James, John 1942-46  
 James, Tom 1985-86  
 Jankovick, Keiver 1945  
 Jaramillo, Jairo 1979  
 Jardine, Jim 1901  
 Jardine, William 1901-02-03  
 Jarrell, Craig 1969  
 Jarvis, Lester 1917  
 Jarvis, Orin 1917  
 Jarvis, Reece 2021  
 Jasper, Dale 1950-52  
 Jeffery, Derek 2001-02  
 Jeffs, Armond 1922-23-24-25  
 Jeffs, Scott 1954-55-56  
 Jenkins, Clarke 1945-46  
 Jenkins, Dan 1972  
 Jenkins, James 1983-84-85  
 Jenkins, Matt 2000  
 Jenkins, Nakia 1996-97  
 Jenkins, Toney 1992-93  
 Jenkins, Tracy 1984  
 Jenkins, Tracey 1988-89-90-91  
 Jensen, Edmund 1927-28-29  
 Jensen, Irving 1917  
 Jensen, Marlin 1980-81-82  
 Jensen, Riley 1998  
 Jeppeson, Klair 1960-62  
 Jessop, Tim 2003-04  
 Jewkes, Hue 1941  
 Jimoh, Adebola 1999-2000-01-02  
 Johansen, Josh 2011  
 Johansen, Norris 1948-49-50  
 Johnson, Aminifu 1998-99  
 Johnson, Andy 1979  
 Johnson, Carl 1916  
 Johnson, Dana 1981-83  
 Johnson, David 1994  
 Johnson, David 2009-10  
 Johnson, Kevin 1970-71  
 Johnson, Kirk 1989-90  
 Johnson, Leon 1951-52  
 Johnson, Lonnie 1994  
 Johnson, Lynwood 2005  
 Johnson, Mark 1989-90-91-92  
 Johnson, Merrill 1957-58-59  
 Johnson, Non 1948-49-50  
 Johnson, Shaan 2013  
 Johnson, Shaun 1994  
 Johnson, Spencer 2007-08-09-10  
 Johnson, Tamar 1997  
 Johnson, Thales 1956  
 Johnson, Tony 1984-85  
 Johnson, Wendell 1955  
 Johnstun, Jared 2002-03-04  
 Jonas, Ellis 1948  
 Jones, Aaron 1997-98-99-00  
 Jones, Adam 1996-97  
 Jones, Clarence 1911  
 Jones, Cooper 2021-22  
 Jones, D. 1911-12-13  
 Jones, David W. 1914-15  
 Jones, Gavin 2010  
 Jones, Isaiah 2011

Jones, Louis 1955-56-57  
 Jones, Michael 1970-71  
 Jones, Michael 1988  
 Jones, Nate 1980  
 Jones, Owen 1950  
 Jones, Paul 1981-82-83-84  
 Jones, Pearl 1915  
 Jones, Rod 1968-69  
 Jones, Rulon 1976-77-78-79  
 Jones, Sean 1989-90-91-92  
 Jones, William 1909  
 Jorgensen, Pace 2004-05-06-07  
 Jorgenson, Jeff 1970-71  
 Jourdan, Mauricio 1996-97  
 Joyce, Cole 2022  
 Joyner, Jr., Patrick 2021-22  
 Judah, George 1927-28-29  
 Judd, Robert 1916

**K**

Kaczor, Nate 1988-89  
 Kaiser, Mitch 1982-83-84  
 Kapele, Naeole 1990  
 Kapp, Gary 1956-58  
 Kapple, Dixon 1916  
 Kamana-Matagi, Elvis 2011-12-13-14  
 Karnick, John 1952-53-54-55  
 Kay, Arthur 1940  
 Kearns, J.L. 1898  
 Kearns, Ron 1955  
 Keeley, Arthur 1948  
 Keeton, Chuckie 2011-12-13-15  
 Keiaho, Monte "Junior" 2008-09  
 Keller, Ernest 1933  
 Keller, Floyd 1929-34  
 Keller, Pack 1933  
 Keller, Paul 1933  
 Kelso, Tom 1970-71  
 Kema, Troy 1995-96  
 Kemp, Clifton 1973-74  
 Kemp, Jesse 1973-75  
 Kendall, Tim 1985-86  
 Kendrick, Marvin 1963-64-65  
 Kennedy, Adam 2011  
 Kent, Barry 1988  
 Keolanui, Eli 1951  
 Kerr, Gerald 1912  
 Kerr, Rolfe 1955-58  
 Kidman, Dane 2001-02  
 Kidman, Verle 1946-47-48-49  
 Kilburn, Marvin 1925  
 Killebrew, Scott 1982-83  
 Killpack, Joe 2003  
 Kimball, Gym 1983-84  
 Kimball, Richard 1954-55-56  
 King, Henry 1965-66  
 King, Jeff 2005  
 King, Nick 2002  
 King, Smiley 1997  
 Kingsford, Kenneth 1927  
 Kinney, Steve 1970  
 Kirby, Gordon 1911  
 Kirk, Harvey 1922-23-24  
 Kirschner, Frank 1948  
 Kirwan, Kelly 1977-78-79  
 Klukowski, Adam 1992  
 Knapp, Al 1973-74  
 Knapp, Alma 1909  
 Knapp, Calvin 2021-22  
 Knapp, Gary 1956-57  
 Knight, Maisen 2021  
 Knorr, Micah 1993-94-95-96  
 Knowles, Willard 1921-22-23-24  
 Koch, Andy 2019-20  
 Koskan, Levi 2008-09-10-11  
 Kotsanlee, Stephen 2020-21-22  
 Kragen, Greg 1980-81-82-83  
 Kragthorpe, Dave 1951-52-53-54  
 Krepinski, Paul 1979  
 Krutsch, Gerald 1946  
 Kundert, Gerry 1954-55  
 Kuresa, Danny 1983-84  
 Kuresa, Dave 1981-82-83-84

**L**

LaBass, Jim 1972-73  
 Labrum, Ron 1967-68-69  
 Lacey, Joe 1936-37  
 LaClair, Edward 1950  
 Lamb, Burnell 1951  
 Lamb, Cornelius 2002-03-04-05  
 Lamb, Lamont 1952-53



Lamb, Wayne 1967-68  
 Lampkin, Cam 2019-20-21  
 Lance, Matt 1998-99  
 Lando, Barre 1972  
 Lane, Broc 2020-22  
 Lane, MacArthur 1965-66-67  
 Lane, Sid 1966-67  
 Langton, Willard 1896-98  
 Languévan, Brian 1972-73-74-75  
 Lantz, Lee 1966  
 Lapuaho, Al 2011-12  
 Lapuaho, Weylin 2022  
 Larscheid, Tom 1959-60-61  
 Larsen, Andrew 1917  
 Larsen, B.J. 2011-12-13-14  
 Larsen, Derek 2015-16-17  
 Larsen, Nate 1997-98-99-00  
 Larsen, Ike 2022  
 Larsen, Phil 1959  
 Larsen, Tyler 2010-11-12-13  
 Larsen, Victor 1917  
 Larson, LaDell 1929-33  
 Lasike, Havea 2011-12  
 Latimer, Kenneth 1951  
 Latu, John 1996-97  
 Latu, Ofa 2017-18  
 Laub, Matt 1988  
 Laub, Stan 1979-80  
 Lavarato, Peter 1972-73-74  
 Lavine, Paul 1983-84  
 Law, Howard 1931-32-33  
 Laws, Don 1966-67  
 Lawson, Nevin 2010-11-12-13  
 Layton, Adam 1937  
 Layton, Malcolm 1923  
 Leatham, Dale 1950-51  
 Leavitt, Dallin 2016-17  
 Leavitt, Elson 1960  
 Ledingham, Clarence 1922-23-24-25  
 Lee, Kelvin 2012-13-14  
 Lee, Logan 2017-18-19  
 Lee, Mike 1992-93  
 Lee, Nick 1965-66  
 Lee, Zach 2018  
 Lefeged, Jr., Troy 2019  
 Legas, Cooper 2022  
 Leilua, Fua 2018-19  
 Leland, Lowell 1969  
 Lelis, Mike 1965  
 Lemmo, Jeff 1995-96  
 LeMoine, Jim 1965-66  
 Lenotti, Peter 1957-58  
 Leonard, Roger 1961-62  
 Leshner, John 1986  
 Lesue, Aaron 2006-07  
 Levinston, Bashir 1997  
 Lewis, D.J. 1997-98-99  
 Lewis, Grover 1916  
 Lewis, Rayshad 2016  
 Lewis, Terry 1966  
 Librizzi, Joe 1954-55-56  
 Linde, Calvin 1956  
 Lindley, Earl 1951-52-53  
 Lindquist, Ariel 1917  
 Lindsay, Claude 1922  
 Lindsay, Denny 1954-56  
 Lindsay, Joe 2003-04  
 Lindsay, Mike 1996-97-98-99  
 Lindsey, Tonny 2015-16-17  
 Linford, Howard 1925-26-27  
 Lisi, Mike 1985  
 Little (NA) 1909  
 Liu, Elden 1970-71  
 Lloyd, Tarren 2008-10-11  
 Lockett, Sam 2019  
 Lockyer, Ted 1933-34-35  
 Logan, Alvin 1977-78  
 Long, Darrin 1984-85-86-87  
 Long, Jeff 1999-00  
 Longuevan, Brian 1972-73-74-75  
 Lopez, Ron 1990-91  
 Lorenat, Tom (Frenchy) 1952-53-54  
 Losey, Jim 1957  
 Love, Jordan 2017-18-19  
 Love, Vernon 1923-24-26  
 Lovelace, Lawrence 2004  
 Lowe, John 1988  
 Loy, Kip 1990-92  
 Luke, Cameron 2005  
 Luna, Ross 2001-02-03-04  
 Lund, Gary 1955-57-58  
 Lunt, Anton 1925  
 Lunt, Lynn 1939-40  
 Lyles, Del 1988-89-90-91

Lyman, Chad 1994-95-96-97  
 Lyons, Pratt 1993

**M**

Mabey, Joe 1933-34-35  
 Macey, Ben 2009  
 MacGillivray, Ryder 2022  
 Machin, Don 1948-50  
 Mack, Ken 1981-83-90-91  
 Mackbee, Earsell 1964  
 Maddox, Melvin 1972  
 Maddox, Patrick 2020-21  
 Madoski, Doug 1998-99  
 Madsen, Howard 1901-02-03-05  
 Madsen, Louis 1955-56  
 Maero, Tracy 1936-37-38  
 Magalei, Maika 2017  
 Magleby, Rulon 1917  
 Magnusson, Bernard 1935-36-37  
 Maiden, Petey 1984-86  
 Maile, Bo 2022  
 Maile, Frank 2004-05-06-07  
 Maile, Kina 2020-21  
 Majors, Brian 2003  
 Makakona, Pailate 2020-21  
 Malohifo'ou, Logan 2012-13  
 Malone, Rusty 1967  
 Mandel, Herick 1986-87  
 Manning, Dave 1972-73  
 Manning, Joshua 1998-99  
 Manning, Melvin 1940-41-46  
 Mansfield, Vaughan 2004  
 Manu, Mosese 2020  
 Marion, Luke 2022  
 March, Jamie 1975  
 Mariner, Siaosi 2019  
 Marion, Luke 2020  
 Markosian, Jamie 2010-11-12-13  
 Marsh, Curtis 2007-08-09-10  
 Marshall, Robert 2010-11-12-13  
 Martens, Charles 1974  
 Martin, Chris 1985  
 Martin, Greg 1978-79  
 Martin, James 1941-42  
 Martin, John 1977-78  
 Martin, Richard 1973  
 Martin, Xavier 2010-11  
 Martindale, Addington 1925-26-27  
 Martineau, Vern 1909  
 Martinez, Matthew 1988-89  
 Martinsen, Grant 1964-65-66  
 Martinson, Scott 1968-69  
 Masson, Mark 1974-75-76  
 Matheny, Rich 1977-78  
 Matthews, John 1962-63-64  
 Matthews, Lawrence 1935-36  
 Mattson, Mike 1965  
 Mattson, William 1961-62-63  
 Mauga, Jeff 1999  
 Maughan, Conway 1944  
 Maughan, Cyril 1929  
 Maughan, Eric 1964-65-66  
 Maughan, Jaceson 1990-91-92-93  
 Maughan, Joseph 1919  
 Maughan, Merlin 1946-47  
 Maughan, Murray 1938-39-40  
 Maughan, Ralph 1941-42-46-47  
 Maughan, Ronald 1958-59-60  
 Maughan, Seth 1938-39-40  
 Maughan, Steven 1973-74-75  
 May, Antonio 2008-09  
 Mayberry, Doug 1959-60  
 Mayberry, Kyle 2021  
 Mayes, Tom 1975-76  
 Mays, Devante 2015-16  
 McAdams, Robert 1948  
 McBeth, Ned 1930  
 McBride, London 1995-97-98  
 McCain, Markell 1993-95  
 McCandless, Drew 1987-88-89  
 McClenton, Walter 2009-10-11  
 McCloud, Ronnie 1974-76-77-78  
 McCloy, Paul 1945  
 McClure, Guy 1978-79-80-81  
 McCollins, Dennis 1977  
 McCombs, Mack 1909  
 McCreery, Lew 1950  
 McDonald, Howard 1919  
 McDonald, James 1919  
 McDonald, Kevin 1988  
 McDaniel, Antraun 2006  
 McFadden, Brennan 2006-07-08-09  
 McGary, Monte 2021

McGee, Curtis 1980-81-82-83  
 McGraw, Russell 1951-52  
 McGriff, Justin 2020-21-22  
 McKay, Morgan 1920  
 McKeehand, Gene 1965-66-67  
 McKenna, Patrick 1980-81-82  
 McKinney, Tyrone 2003-04  
 McLaughlin, Barry 2001-02  
 McLaughlin, Walter 1896  
 McMahon, Cotie 1992-93  
 McMillian, Charles 1993-94  
 McMillian, Tavaris 2011-12-13  
 McMoore, Viliamu 2017  
 McMurray, Alan 1971-72-73  
 McNaughton, Jim 1961-62-63  
 McNeal, Rod 2004  
 McNutt, Patrick 2002-03-04  
 McPherson, Derek 1983-84-85  
 McPherson, Eric 1980-81-82  
 Meacham, Wade 2020-21-22  
 Meglen, William 1957-58-59  
 Meitzenheimer, Kevin 2017-18-19-20-21  
 Melillo, John 1954  
 Mendenhall, Breaker 2020  
 Merrill, Samuel 1939-40-41  
 Messersmith, Eldon 1974-75-76  
 Metsko, Michael 1974  
 Mettler, Roger 1963-64  
 Meyrick, Stan 1958  
 Michaletos, Peter 1958-59-60  
 Migao, Elia 2022  
 Migao, Enoka 2022  
 Milbrandt, Steve 1969-70  
 Miller, Clark 1960-61  
 Miller, Craig 1995-96-97-98  
 Miller, Delmar 1937-38  
 Miller, Donald 1987  
 Miller, Lamont 1959-60  
 Miller, Mario 1982-84  
 Miller, Max 1961-62  
 Miller, Shawn 1979-80-81-82  
 Miller, Solomon 1982-83-84-85  
 Miller, Tre 2017  
 Miller, Wesley 1970-71-72  
 Milovich, Ted 1953  
 Miranda, Patrick Lee 2016-17  
 Mitchell, Darrin 1993-94  
 Mitchell, Jeremy 2008-09  
 Mitchell, Leland 1905  
 Moa, Sione 2022  
 Moala, David 2014-15  
 Moala, Scott 1992-93  
 Moats, Eric 2009-10-11  
 Mohr, Alex 1991  
 Mohr, Andy 1917  
 Mohr, Ernest 1912  
 Molchan, Harry 1949  
 Molina-Sanchez, Oscar 2009-10-11  
 Molini, Willie 1965-66-67  
 Mollerup, Alton 1939  
 Money, Dale 1981-82  
 Montalbo, Mel 1959-60-61  
 Montgomery, Larry 1951-52  
 Moody, Russ 1988-89  
 Mooney, John (Jack) 1966-67-68  
 Moore, Jack 1938  
 Moore, Joe 1989-90-91  
 Moore, John 1985-86  
 Moore, John R. 1939-40-41  
 Moore, Kenneth 1951  
 Moore, Marcus 2020-21  
 Moore, Pleasio 1950  
 Moore, Rod 1988-89-90-91  
 Morales, Mel 1963  
 Moran, John 1971  
 Morgan, Cache 2009-10  
 Morgan, Mikhail 2009-10  
 Morgan, Samuel 1899  
 Morreale, Nathan 1993-94-95-96  
 Morris, Jeremy 2013  
 Morrison, Stanley 2008-09-10-11  
 Mortenson, Bryce 2020  
 Mosley, Tyshon 2014-15  
 Motes, Cole 2021-22  
 Mothersell, Steve 1973-74  
 Motu'apuaka, Hale 2019-20-21-22  
 Mraz, Mark 1983-84-85-86  
 Mulleneaux, Carl 1934-35-36  
 Mullins, James 1974  
 Mullins, Patrick 1995-96  
 Mullins, Steve 1999-2000-01-02  
 Munoz, Eric 2019-20  
 Munson, Scott 1988-89-90  
 Munson, William 1961-62-63

Murdock, Kent 1947-48-49  
 Murphree, Michael 1995  
 Murphy, James 1978-79-80  
 Murphy, James P. 1966-67  
 Murphy, Kejon 2006-07-08-09  
 Murphy, Shawn 2006-07  
 Murphy, Tom 1970-71  
 Murray, Craig 1963-64-65  
 Musgrove, Spain 1965-66  
 Myers, Keith 1976-77  
 Myers, Kent 2014-15-16-17  
 Myers, Rob 2005-06-07  
 Myrick, Charles 1967-68

**N**

Nading, Curt 1976-77  
 Nalder, Lane 1944-47-48  
 Nance, Jamie 2021-22  
 Nate, Trent 2001-02-03-04  
 Nathan, Jordan 2017-18-19-20-21  
 Natson, JoJo 2012-13-14  
 Nawahine, Enoch 2019  
 Naylor, Cliff 1914-15  
 Nebeker, Acquilla 1902  
 Nebeker, Delbert 1937  
 Needham, Nate 2011-12-13  
 Neeleman, Steve 1989-90-91  
 Nelson, Alan 1961-62-63  
 Nelson, August 1908-09  
 Nelson, Bernard 1929-30  
 Nelson, Bill 1946-47-48  
 Nelson, Chase 2018-19  
 Nelson, Claude 1974-76-77  
 Nelson, DJ 2015-16-17-18  
 Nelson, David 1912  
 Nelson, Dwayne 1996  
 Nelson, George 1942-46-47  
 Nelson, Herman 1932-33  
 Nelson, John 1905-06  
 Nelson, Ken 1971-72-73  
 Nelson, Lanny 1981-82-83  
 Nelson, Orlando 1973-74-75  
 Nelson, Otis 2005-06-07-08  
 Nelson, Riley 2006  
 Nelson, William 1899  
 Nelthorpe, Jared 2002  
 Neves, Kaleo 2020-21-22  
 Newman, Pat 1986-87-88-89  
 Newsum, Tony 1997-99, 2001  
 Newton, James 1998, 2000-01-02  
 Nickel, Dave 1963-64  
 Nield, Dean 1944  
 Nielsen, Cantrill 1926-27  
 Nielsen, Dale 1945  
 Nielsen, Jordan 2012-13-14-15  
 Nielsen, Wilford 1903  
 Nielson, Paul 1945  
 Niiri, David 1975-76  
 Nimrod, Elliott 2021-22  
 Nitzel, Kevin 1981-82-83-84  
 Noa, Elelyon 2020-21  
 Nodilo, Marty 1965-66  
 Noecker, Daniel 1960-61-62  
 Nord, Daryl 1950  
 Nord, Odell 1954  
 Norris, Donald 1965-66  
 Norton, Virgil 1925  
 Novotny, Robert 1960-61  
 Nuffer, Lloyd 1925-26  
 Nunn, Frank 1966-67-68  
 Nunn, Henry 1963-64  
 Nunnely, Edward 1970

**O**

O'Banion, Greg 1989-90-91  
 Oday, Ky 1999-00  
 Odegard, Emmett 2016-17  
 Odong, Geno 2007  
 O'Donnell, John 1975-76-77  
 O'Gara, Warren 1938-39-40  
 Ogden, Richard 1961-62  
 Ogilvie, J.D. 2011  
 Ogness, John 1994  
 O'Hara, Clancy 1979-80-81-82  
 Okeke, Omari 2022  
 Okonkwo, Michael 2012-13-14-15  
 Oleson, Einar 1917  
 Olsen, Aaron 1903  
 Olsen, Blaine 1892  
 Olsen, Frank 1939  
 Olsen, Justin 1986-87  
 Olsen, Merlin 1959-60-61





Olsen, Phil 1967-68-69  
 Olsen, Tyler 2001  
 Olson, Harry 1917  
 Olson, Jamaine 2011  
 O'Malley, Tom 1953  
 Onaindia, Nick 1999, 2001  
 O'Neal, Nate 1981-82-83  
 O'Rourke, Jim 1977-78  
 Ortlip, Tod 1968  
 Orton, Bucky 1998-99  
 Osborne, Steve 1988-89  
 Osborne, Wallace 1932  
 O'Shea, Mike 1966-67-68  
 Oswald, Justin 1999-00  
 Otto, Jim 1984-86  
 Overton, Jon 2006  
 Owen, Stephen 1914  
 Owen, Cyril 1911  
 Owens, Jackson 2020

**P**

Pace, Guy 1941  
 Pada, Brandon 2018-19-20  
 Paddock, John 1909  
 Paea, Phillip 2021-22  
 Pahua, Ryan 2005  
 Paige, Dennis 1994  
 Painter, Jentz 2014-15-16  
 Palange, Joe 2016  
 Panter, F. Dayle 1945-46-47-48  
 Papadakis, Dean 1944-45  
 Papanikolas, Gus 1938  
 Pappas, John 1966-67-68  
 Pappas, Jon 1989  
 Parker, Chance 2017-18  
 Parker, Harry 1937  
 Parker, Tom 1970  
 Parkin, Dave 1977-78  
 Parkinson, Ezra 1907  
 Parlette, Austin 1958  
 Parrish, Scott 1973-74-75  
 Parros, Rick 1976-77-78-79  
 Parry, Weston 1920  
 Passey, Brent 1997-98-99-00  
 Pataialii, AJ 2012-13  
 Patrick Jr., Tim 2019-20  
 Patterson, Damoun 2014  
 Patton, Jaimy 1984  
 Pauciello, Jim 1983-84-85-86  
 Paul, Brad 1976  
 Paul, Robert (Bud) 1950-51-52  
 Paulos, A. James 1939-41  
 Payne, Brett 1987-88-89  
 Pearce, Armstrong 1928-29  
 Pearson, Drew 2006  
 Pearson, George 1982-83-84  
 Peasley, Andrew 2020-21  
 Pella, Chris 1963-64  
 Pelovsky, Jerry 1957-58-59  
 Penn, Donald 2002-03-04-05  
 Penn, Edward 1939-40  
 Pennyman, Tony 2003-04-05  
 Perine, Dale 1985  
 Perko, Mike 1980-81  
 Peters, Robert 1967-68  
 Peterson, Anthon 1917  
 Peterson, C.W. 1917  
 Peterson, Edwin 1934-35-36  
 Peterson, Hugh 1913-14  
 Peterson, Jerry 1958-59  
 Peterson, Lynn 1958  
 Peterson, Marvin 1951-55  
 Peterson, Orson 1901  
 Peterson, Preston 1896  
 Peterson, Preston G. 1905-06  
 Peterson, Ralph 1963-64  
 Peterson, Vinal 1922  
 Peterson, Waldo 1929-30  
 Peterson, Wayne 1958  
 Peterson, William 1899  
 Peterson, William R. 1937  
 Petros, Paul 1981  
 Pettis, Lauren 1958-59  
 Phillips, Brook 1991-92  
 Phillips, Ray 1956  
 Phillips, Stewart 1958  
 Phillips, Troy 1986-87-89  
 Phillips, Wendell 1926-27-28-29  
 Pierson, Adrin 1996-97-98-99  
 Pincock, Steve 1984  
 PITCHER, Jake 2019-20  
 Pittman, Gwangee 1998-99  
 Piukala, Paul 2012-13

Pixton, Robert 1916  
 Place, Jim 1970-71  
 Player, Garnett 1937  
 Plummer, Tim 1968-69  
 Poindexter, Kelvin 1992  
 Poindexter, Ronald 1959-60  
 Pointer, Dexter 1988-89-90  
 Polley, Tariq 2008-09-10  
 Pollock, Brent 2003-04  
 Pond, William 1903  
 Ponich, Tom 1985-86  
 Poole, Clifford 1936-37-38  
 Poppinga, Casey 2000-01-02  
 Poppinga, Kelly 2003-04  
 Porter, Lavon 1944  
 Porter, Troy 1986  
 Powel, Ed 2000-01  
 Powell, Kevin 1977-78  
 Pratt, Mike 1969  
 Preece, Edson 1945-47  
 Price, Sterling 1913  
 Prince, Norman 1954-55-56  
 Prince, Ronald 1960  
 Purcell, Farrell 1945  
 Purcell, Kline 1945  
 Putnam, Nate 2000-01, 03  
 Putnik, John 1941-44  
 Pututau, Junior 1998-99-00  
 Pyper, Glen 1934

**R**

Ramage, Lee 1958  
 Ramage, Tom 1954-55-56  
 Ramos, Ernesto 1995  
 Ramsdell, Ted 1953-54-55  
 Randall, James 1937-38  
 Randle, Chris 2007-08-09-10  
 Rapley, Eric 2003-04  
 Rasmussen, Byron 1960  
 Rasmussen, Floyd 1933-34-35  
 Rath, Tim 1987-88  
 Ray, Jim 1990-91-92  
 Ray, Tim 1987  
 Raybould, Claude 1892  
 Raymond, Dax 2015-17-18  
 Raymond, Lynn 1962-63  
 Redfern, Dell 1972  
 Redmond, Willie 1960-61  
 Reed, Frank 1949-50  
 Reed, Jared 2020  
 Reed, Steve 1972-73  
 Reese, Ernie 1958-59-60  
 Reeves, Cedric 2008, 2010  
 Reid, E.J. 2004-05-06  
 Reid, Wendell 1940  
 Remund, Clive 1928-29-30  
 Repp, Caleb 2019  
 Reuter, Paul 1969-70  
 Reynolds, Edwin 1931-32  
 Reynolds, Hunter 2021-22  
 Reynolds, Travis 2010-11-12-13  
 Rhyan, Tim 1964  
 Rice, Justin 2021  
 Rice, Kevin 1990-91  
 Rice, Mike 1971-72  
 Richardson, Todd 1988-89  
 Richards, Tarell 2004-05-06-07  
 Richert, Tom 1975-76-77  
 Richey, Vernon 1965  
 Richins, Tanner 2009-10-11  
 Ricks, Ron 1972  
 Rigsbee, Craig 1979-80  
 Rigsbee, Glenn 1978  
 Riter, William 1921  
 Roach, Tony 1980-81-82-83  
 Robbins, Devan 1950  
 Roberson, Keith 1988-89  
 Robert, Arch 1909  
 Roberts, Braelon 2014-15-16-17  
 Roberts, Butch 1966  
 Roberts, Darrell 1962  
 Roberts, John 1998-2001  
 Roberts, Sid 1985-87-88  
 Robertson, Jumanne 2011-12  
 Robinson, Danilo 1993-94-95-96  
 Robinson, David 1909-10  
 Robinson, Devonte 2014-15  
 Robinson, James 2001-02  
 Robinson, Jakob 2020  
 Robinson, Kevin 2004-05-06-07  
 Robinson, Mike 1982-83-84  
 Robinson, Rob 1978-79  
 Robinson, Robert 1974

Robinson, Ron 1976-77  
 Robinson, Steve 1989-91-92  
 Roche, Newell 1972  
 Rockne, Johnny 1951  
 Rocquemore, Jontrell 2015-16-17-18  
 Rodriguez, Andrew 2015-16  
 Rodriguez, Ronald 1967  
 Rogers, Ty 2007-08, 10  
 Rohde, Len 1957-58-59  
 Rollins, Richard 1986-87  
 Rollins, Stan 1981  
 Rollins, Wallace 1930  
 Romeich, Ahmed 1950-51  
 Rommel, Mark 1996-97  
 Romney, Hal 1948-49  
 Romney, Ronald 1947-48  
 Roper, Andrew 2003-04  
 Rosa, Rod 1971-73  
 Rosales, Rick 1988  
 Rosencrans, Mike 2002-03  
 Rouly, Joey 2020  
 Rowlan, Kyrese 2022  
 Royals, Jalen 2022  
 Roycastle, Ralph 1948-49  
 Royster, Nathan 2007-08-09-10  
 Rubin, Ian 1977  
 Ruggeroli, Ed 1983-84  
 Ruiz, Tim 1983-84-85  
 Rundquist, Erick 1935  
 Russell, Bill 1942  
 Russell, Dan 1950-51  
 Russell, Ivy 1994-95  
 Ryan, Kent 1934-35-36  
 Ryan, William 1942-46-47

**S**

Salanoa, Manu 1980  
 Salmons, Steve 1970  
 Salter, Eric 1989-90  
 Salvo, Al 1978-79-80  
 Samaduroff, James 1974-75  
 Samuel, James 2002  
 Samuels, Doug 1981-82  
 Samuels, James 1981-82-83-84  
 Sanborn, Harry 1892  
 Sanders, Cameron 2010-11-12-13  
 Sanders, Marshall 2000-01  
 Sanders, Newell 1923-24-25-26  
 Sanders, Paul 1942  
 Sanduk, Kenneth 1973  
 Santachi, Eugene 1901  
 Sauk, Matt 1996-97  
 Sawyer, Butch 1971-72  
 Sawyer, Omar 2006-07-08-09  
 Saxon, Alton 1928  
 Sbranti, Ron 1963-64-65  
 Sbranti, Scott 1987  
 Scales, Patrick 2007-08-09-10  
 Scarver, Savon 2017-18-19-20-21  
 Schaub, George 1926-27  
 Schaub, Howard 1931-32  
 Schaub, Wesley 1922  
 Scheper, Michael 2001-02  
 Schiess, Don 1958  
 Schlimgen, Justin 2004  
 Schneider, Brandon 2004  
 Schnell, Butch 1976-77  
 Schnell, Don 1975  
 Schnitzius, Brett 1986-87  
 Schow, Travis 1991-92-93-94  
 Schrader, Joey 2009-10  
 Schuck, Jess 1998-2001  
 Schulz, Dana 1968-69  
 Schultz, Eric 2010-11-12-13  
 Schumann, Matt 1996-97-98-99  
 Schuster, Gasetoto 2015-16-17-18  
 Schwab, Moroni 1946-47-48-49  
 Schwab, Nephi 1945-46  
 Schweitzener, D. Howard 1911  
 Scott, Ray 1972-73  
 Scott, Robert 1998  
 Scott, Ronald 2008  
 Seefeldt, Travis 2012-13-14-16  
 Segretti, John 1973  
 Seiferling, Jack 1942  
 Serpes, Edmund 1955-56  
 Sessions, (NA) 1909  
 Setzer, Sean 2008  
 Shafer, Steve 1961-62  
 Shaffer, Brian 1998-99  
 Shank, Derrek 2000-01-02-03  
 Sharp, Hunter 2014-15  
 Shaughnessy, Dan 1956-57

Shaw, Karter 2019-20  
 Shaw, Mitchell 1982  
 Shaw, Ty 2017-19  
 Shelley, Jason 2020  
 Shelley, Phillip 1971  
 Shelton, Elijah 2019-20  
 Shepherd, Kerry 2006  
 Shields, Peter 2004  
 Shields, Reed 1930-31  
 Shite, Dallas 1934  
 Shivers, Roy 1964-65  
 Shorty, James 1976-77-78  
 Shulsen, Ken 1939  
 Shurd, Budo 1954  
 Shurtz, Howard 1937-38-39  
 Siegfried, Joshua (Josh) 1922  
 Siever, Kyle 2000  
 Silcock, Burton 1941-42-46  
 Silva, Ed 1988-89-90-91  
 Simmons, Carl 1933-34-35  
 Simmons, Kevin 1996-97  
 Simonich, Jake 2013-14-15-16  
 Singer, Bobby 1992-93  
 Singler, Bob 1982-83  
 Singleton, Carl 2006-07  
 Sinoott, Greg 1983-84-85-86  
 Skeen, Archie 1955  
 Skinner, Robert 1973-74  
 Skousen, Willard 1935  
 Slater, Floyd 1936-37  
 Slater, Lawrence 1938-39-40  
 Smart, Carl 1899  
 Smart, Parley 1961  
 Smart, Theron 1926-27-28  
 Smith, Aaron 1981-82-83  
 Smith, Al 1984-85-86  
 Smith, Cade 1998-99-00  
 Smith, Caleb 1996-97-98-99  
 Smith, Carl 1938-39  
 Smith, Charlie 1990-91  
 Smith, Clarence 1916  
 Smith, Corner 1972  
 Smith, Craig 1969-70-71  
 Smith, Damon 1990-91-92-93  
 Smith, Donald 1951-52  
 Smith, Elmo 1929-30-31  
 Smith, Ezra 1954-55-56  
 Smith, Ivan 1929-30-31  
 Smith, Jaden 2021-22  
 Smith, Jake 1975  
 Smith, James 1968  
 Smith, Jim 1961-62  
 Smith, Kendal 1985-86-87-88  
 Smith, Kenneth 1926  
 Smith, Michael 2009-10-11  
 Smith, Norman 1945  
 Smith, Rob 1979-80  
 Smith, Steve 1974-75-76  
 Smith, Steve 1996-97  
 Smith, Veran 1962-63-64  
 Smith, Wendell 1949  
 Smoot, Shandell 1993  
 Snow, Cluff 1936  
 Snow, Joe 1913-14  
 Snyder, Brent 1987-88  
 Snyder, Greg 1978-82-84  
 Sofonia, Todd 1996-97  
 Soi, Brian 2005  
 Solomon, Nate 1959-60  
 Solomona, Ryan 1999, 2001  
 Solosabal, Jared 2000-01  
 Solosabal, Joe 1998-2001  
 Sonderegger, Ferron 1941-46  
 Sopoaga, Lance 1998-99  
 Soranna, Mike 1984-85  
 Sorensen, Craig 1989-90-91  
 Sorenson, Brad 1991  
 Sorenson, Evan 1942-46-47  
 Sorenson, Glen 1941-42  
 Sorenson, Jack 1946  
 Sorenson, John 1946-47  
 Sorenson, Larry 1955-56  
 Sorenson, Marvin 1950-51  
 Sorenson, Newell 1947-48  
 Sorenson, Wesley 1927-28  
 South, Jacob 2019-20-21-22  
 Souza, Will 1956-57  
 Sparks, Alfred 1927-30  
 Sparrow, Matt 1999  
 Speight, Derrvin 2007, 09-10  
 Spencer, Jeff 1994-95  
 Spencer, Lawrence 1917  
 Spiker, Dave 1976-77-78  
 Spruill, Carter 1976-77





Stachon, Rick 1977-78-79
Staley, Bill 1965-66-67
Stallworth, Chris 2000-01-02-03
Stanfill, Jack 1967
Stanger, Bert 1920-21-22
Steed, Wayne 1940
Steele, Darrell 1962-63
Steele, Xavion 2020-22
Steinke, Bob 1956-57-58
Steinke, Steve 1977-78-79-80
Stenson, Gregory 1995-96
Stephens, Austin 2014-15-16
Stephens, Jason 2003-04-05
Stephens, John 1986-87-88-89
Stephens, Wayne 1969-70
Stephenson, Paul 1975-76
Sterzer, Josh 2020-21-22
Stetz, Chris 1988
Stevens, Brett 1985
Stevens, Dick 1937
Steward, Bill 1985-86
Steward, Bruce 1932
Steward, Dan 1981
Steward, James 1905
Stewart, Jake 2002-03-04
Stewart, Rashard 2010-12-13-14
Stewart, Ronald 1965-66
Stipac, Mike 1938-39
Stites, Mark 1983
Stockham, Randall 1974-75
Stoddard, Robert 1951
Stoker, Harold 1937-38
Stoker, Lyngby 1942
Storay, Dwight 1983-84-85
Storme, Todd 1985-87
Stratton, Ken 1982-83
Stratford, (NA) 1909
Stringham, Dean 1946-47-48
Stroich, Kelly 1976-77
Strycula, John 1969-70-71
Sugaturaga, J.R. 2000-01
Suite, Brian 2012-13-14
Suitt, James 1983-84
Summers, Joe 2012-13
Sutera, Frankie 2011-12-13-14
Sutich, Tony 1942-46-47
Sutton, Hugh 1920
Swan, Clay 2005
Swann, Travis 2011
Swanson, William 1973-74
Swendson, Warren 1899
Swindall, Brandon 2012-13-15
Swindle, Jim 1959-60

Thompson, Darwin 2018
Thompson, Greg 1992-93
Thompson, Jake 2013-14-15-16
Thompson, John 1977-78
Thompson, Josh 2011-12-13
Thompson, Ken 1979-80
Thompson, Odell 1929-30-31
Thompson, Terrell 2012-13
Thompson, Wayne 1978-79
Thornton, Todd 1985-86-88
Thorpe, Bruce 1981-82-83
Threlfall, Elwood 1977-78-79
Tia, Otto 2022
Tialavea, D.J. 2010-11-12-13
Tidwell, Paul 1974-75-76
Tigert, Chad 1991-92
Tillotson, Scott 1975-77-78
Tippens, Craig 1992
Tippets, Paul 1973-75-76
Tobeck, Mason 2016-17-18
Togia, Ian 2014-15-16-17
Tolli, Barry 2003
Tolman, Jay 1931-32
Toner, Dick 1953
Tonnmacher, Ryan 2005-06-07-08
Toomer, Donald 1991-92-93-94
Torian, Markus 2001
Toschi, Louis 1937-39
Townsend, Tod 1993-94
Trebolet, John 1935
Trebotech, John 1965
Treseder, Kelley 1980-81
Trette, Paul 1991-92
Tribble, George 1968-69
Trimble, Tyrone 1993-94
Tripp, Lyle 1933-34-35
Trontell, Matt 1952-53-54-55
Troxclair, Chad 1984-85-86
Truit, Ron 1978
Trujillo, Luis 2000-01-02
Tucker, Ken 1984
Tuft, Randy 1975-76
Tuiaki, Seni 2022
Tuiasosopo, Navy 1983-84-85-86
Tuione, Jared 1994
Tuitu'u, Nami 2017
Tupea, Elliott 2003-04
Tupea, Ronald 2001-02-03-04
Turbin, Robert 2008-09-11
Turner, Jim 1960-61-62
Turner, Maurice 1979-80-81-82
Turner, Shawn 1993-94-95-96
Turner, Troy 1986-87
Tuttle, Eugene 1932
Tuttle, John 1901-02
Twitchell, Alvin 1917
Twitchell, Bill 1940-42
Twitchell, Wendell 1937
Tyler, Jr., Calvin 2021-22
Tyler, Dave 1977-78
Tyler, Toby 1988-89-90-91
Tylski, Rich 1990-91-92-93
Tyson, Randall 1960-61-62

U

Uasike, Leki 2016
Uasike, Mohelika 2016-17-19
Uluave, KJ 2016-18
Uluave, Siotame (Tommy) 1980-81
Ulinski, Chris 2007-08-09
Umemura, Bob 1963-64
Unga, Christopher 2016-17-18-19
Ure, Brett 1979-80
Uzelac, Nick 1940

V

Valley, Brian 1977
Vaifo'ou, Izzy 2020
Vaifuoo, Tevita 2011
Vainikolo, Kamaloni 2009-10
Vakauta, Poukesi 2021-22
Vandermade, Greg 2002-03
Van Kampen, Rudolph 1931-32-33
Van Leeuwen, Kyle 2021-22
Van Leeuwen, Travis 2010-11-12-13
Van Leeuwen, Zach 2015-16-17
Van Ness, Greg 1975
Van Noy, Jay 1946-47-48-49
VanDePol, Robert 1988-89-90
Vanderbrink, Steve 1979-80
Vanderhoff, Kenneth 1928-29
Vasas, Bill 1962-63

Vauau, Bill 2013-14
Vaughn, Terrell 2022
Vaughns, Aaren 2017-18
Vaughns, Byron 2021-22
Venn, Dave 1962
Vermeil, Al 1965-66-67
Vilella, Dave 1971
Vigil, Nick 2013-14-15
Vigil, Zach 2011-12-13-14
Vivoli, Mike 1988-89
Vongphachanh, AJ 2019-20-21-22
Vought, Nick 2010-11
Voss, Garland 1984
Vranes, John 1930-31-32

W

Wade, Aaron 2015-16-17-18
Wade, Edward 1934-35-36
Wade, Ellis 1926-27-28
Wade, Ron 1987
Waggoner, Spencer 1994-95-96
Wagner, Bobby 2008-09-10-11
Walker, Bryce 2012-13-14
Walker, Dave 1985-86-87-88
Walker, DeMont 1940-45-46-47
Walker, Jason 2004
Walker, Jerod 2005
Walker, Jim 2000-01
Walker, John 1914-15
Walker Jr., Morian 2018
Walker, Tony 1998-99-00-01
Wallace, Kim 1973
Wallace, Taylor 2006
Walters, Don 1937
Walters, Jesse 1932
Wangsgaard, Dee 1934
Wangsgard, Lewis 1905
Wankier, Udell 1944
Warburton, Eugene 1926-27
Ward, Edward 1929-30
Ward, Elmer 1932-33-34
Ward, John 2022
Wardell, Clayton 1933-34-35
Warden, Jon 1983-84
Warren, Brock 2015-16
Warren, Jaylen 2019-20
Washburn, Dale 1969-70
Washington, Terrence 2003-04-05-06
Watkins, Dontel 2010-11
Watrin, Raymond 1966-67-68
Watson, Desmond 1998-99-00
Watson, Gerald 1965-66-67
Watson, J.W. 1917
Watson, Joel 1974-75-76
Watson, Richard 2002
Watters, Ray 1940
Wattley, Craig 1980-81
Watts, Greg 1991-92
Watts, Ken 1995-96-97-98
Watts, Robert 2001-02-03-04
Waufle, Mike 1977-78
Wayment, Elvin 1935-36-37
Weaver, LeGrand 1949
Webb, Cameron 2011-12
Webster, Henry 1923-24
Weese, Tyler 2014
Weichers, Hayden 2014
Welch, Golden 1927-28-29
Wells, Matt 1994-95-96
Wenneergren, John 1950
Weyerts, Tom 1968
Whatcott, John 1955-56
Wheat, Alex, Jr. 2013
Whimpey, Kevin 2012-13-14
Whimpey, Kyle 2012-13
Whitaker, Reese 1952-53-54
White, Dallas 1934-35-36
White, Emmett 1998-2001
White, Greg 1998-99
White, Kevin 1989
White, Lonnie 1972
White, Marc 1983-84
White, Quazzel 2021
White, Richard 1954-55
White, Shannon 1988
White, Truitt 1970
Whitehouse, Franklin 1931-32
Whitesides, Dee 1940-41
Whitesides, Joe 1933-34-35
Whitesides, Keith 1944
Whitesides, William 1938-39-40
Wicks, Bob 1969-70-71
Widerburg, Russ 1988

Wilcken, Wes 1980
Wildman, Dennis 1987
Wildman, Jacoby 2016-17-18-19
Wilkins, Delmar 1929-30-31
Wilkins, Ivan 1982-85
Wiley, J.W. 1909
Williams, Anthony 2014-2016
Williams, Chris 2009-10-11
Williams, Connor 2011-12-13
Williams, DJ 2018-19
Williams, David 1973-74-75
Williams, Dick 1942
Williams, Frank 1942-46-47
Williams, Hugh 1914-15
Williams, Johnnie 1993-94
Williams, John 1922
Williams, John P. 1960
Williams, Kennedy 2013-14-15-16
Williams, Kerwynn 2009-10-11-12
Williams, Levi 2022
Williams, Norman 1978
Williamson, Bill 1962
Willingham, Jaymason 2021
Willis, Dave 1962-63
Willis, Reuben 2009-10-11
Willis, Joe 1977
Willson, Reggie 2002-03
Willmore, Jordan 2022
Wilson, Abu 1992-94-95-96
Wilson, Pat 1976
Wilson, Robert 1955-56-57
Wilson, Rodney 2000-01-02-03
Wilson, Ryan 2006
Wilson, Todd 1993-94-95
Wilson, Tom 1972-73-74
Winchester, J. Alden 1938
Winder, Richard 1963
Windham, Theodis 1982-83
Wingar, Ira 1936-37-38
Winters, Bob 1956-57
Wintle, Darole 1937
Wiser, Matt 2002-03-04-05
Withers, Will 1977
Wolz, Gary 1976-77
Wommack, Wayne 1974-75
Wood, Melvin 1941-42-46
Wood, Travis 1990
Woodall, Dean 1937
Woodard, Jack 1954
Woodford, Rick 1990-91
Woodside, Howard 1921-22-23-24
Woodward, David 2017-18-19
Woodward, Joseph 1938-39
Wooley, Sam 1921-22-23-24
Workman, Mick 1968-69
Worley, Clyde 1917
Worley, Eugene 1933
Worley, John 1947
Worley, Keith 1933
Worthington, Glen 1927-28
Worthington, Steven 1951
Wright, Boyd 1965-66
Wright, Dave 1948
Wright, Derek 2019-20-21
Wyllie, Wayne 1988-89-90
Wysocki, Ben 2015

Y

Yamasaki, Dennis 1966-67
Young, Darroll 1997
Young, Delbert 1930-31
Young, Kevin 1985-86
Young, Rick 2003
Younger, Jermaine 1990-91-92-93

Z

Zalar, Kurt 1985
Zecher, Richard 1962-63-64
Zenelick, Nick 1948-49
Zimmerman, Craig 1968
Zimmerman, George 1977-78
Zimmerman, Glenn 1942-46
Zimmerman, Ted 1968-69
Zimmerman, Zacary 2008
Zweifel, Fred 1976-77





**NO COACH**

**1892 – Record: 1-0-0**  
Nov. 25 W 12-0 UTAH

**1893 – No Team**

**1894 – No Team**

**1895 – No Team**

**COACH: PROFESSOR MAYO (1896)**  
**0-1-0, .000 One Season**

**1896 – 0-1-0**  
L 0-6 BRIGHAM YOUNG COLLEGE

**1897 – No Team**

**COACH: LT. DUNNING (1898)**  
**0-1-0, .000 One Season**

**1898 – 0-1-0**  
L 5-12 BRIGHAM YOUNG COLLEGE

**COACH: WILLARD LANGTON (1899-1900)**  
**1-1-0, .500 Two Seasons**

**1899 – 1-0-0**  
W 10-6 BRIGHAM YOUNG COLLEGE

**1900 – 0-1-0**  
Nov. 17 L 0-21 UTAH

**COACH: DICK RICHARDS (1901)**  
**3-2-1, .583 One Season**

**1901 – 3-2-1**  
Oct. 22 W 15-5 OGDEN MUTES  
Oct. 26 W 15-6 OGDEN H.S.  
Nov. 9 L 0-17 at Utah  
Nov. 16 L 11-12 BRIGHAM YOUNG COLLEGE  
Nov. 23 W NA NATIONAL GUARD  
Nov. 30 T 0-0 SALT LAKE H.S.  
41-40

**COACH: GEORGE R. CAMPBELL (1902-06)**  
**12-15-1, .446 Five Seasons**

**1902 – 0-4-0**  
Oct. 11 L 5-24 COLORADO ST.  
Nov. 15 L 0-18 at Utah  
Nov. 21 L 0-21 at National Guard  
Nov. 29 L 5-10 FT. DOUGLAS  
10-73

**1903 – 3-0-0**  
Oct. 17 W 17-0 UTAH  
Nov. 7 W 15-0 SALT LAKE H.S.  
Nov. 21 W 46-0 WYOMING  
78-0

**1904 – 4-8-0**  
Sept. 17 L 0-5 at Montana St.  
Sept. 24 L 0-5 at Montana  
Sept. 30 W 10-0 at Idaho St.  
Oct. 7 L 0-45 at Oregon St.  
Oct. 14 L 0-57 at Stanford  
Oct. 22 L 0-45 at Washington  
Nov. 9 L 5-24 at Nevada  
Nov. 19 L 0-43 at Utah  
Nov. 26 W 22-0 IDAHO ST.  
Dec. 2 W 21-0 OGDEN H.S.  
Dec. 8 W 5-0 SALT LAKE H.S.  
Dec. 14 L 0-29 at Multnomah A.C.  
63-253

**1905 – 2-2-1**  
Oct. 21 T 5-5 MONTANA ST.  
Oct. 28 L 0-23 at Montana St.  
Nov. 25 L 0-5 UTAH  
Dec. 1 W 21-0 OGDEN H.S.  
Dec. 8 W 5-0 SALT LAKE H.S.  
31-33

**1906 – 3-1-0**  
Nov. 3 W 17-6 MONTANA  
Nov. 29 L 0-35 at Utah  
Dec. 7 W 16-10 FT. DOUGLAS  
Dec. 14 W 5-0 OGDEN H.S.  
38-51

**COACH: FRED M. WALKER (1907-08)**  
**11-2-0, .846 Two Seasons**

**1907 – 7-0-0**  
Oct. 4 W NA BYU COLLEGE  
Oct. 10 W 6-0 OGDEN H.S.  
Oct. 19 W 21-4 SALT LAKE H.S.  
Oct. 26 W 11-5 LOGAN ALL-STARS  
Nov. 2 W 45-6 ALL HALLOWS COLLEGE  
Nov. 9 W 24-10 at Utah  
Nov. 16 W 100-0 CRIMSONS  
207-25

**1908 – 4-2-0**  
Oct. 1 W 52-0 SALT LAKE H.S.  
Oct. 8 W 33-6 ALL HALLOWS COLLEGE  
Oct. 15 W 29-0 OGDEN H.S.  
Oct. 22 W 24-0 LOGAN ALL STARS  
Oct. 28 L 4-22 COLORADO MINES  
Nov. 14 L 0-11 at St. Vincent's (CA)  
142-39

**COACH: CLAYTON T. TEETZEL (1909-15)**  
**24-18-2, .568 Seven Seasons**

**1909 – 2-2-1**  
Oct. 9 L 0-28 UTAH  
Oct. 16 W 22-5 LOGAN ALL STARS  
Oct. 23 W 12-0 FT. DOUGLAS  
Nov. 12 T 0-0 MONTANA ST.  
Nov. 25 L 0-22 UTAH  
34-55

**1910 – 5-2-0**  
Oct. 8 L 12-21 UTAH  
Oct. 14 W 18-3 OGDEN H.S.  
Oct. 22 W 45-0 IDAHO ST.  
Oct. 29 W 5-3 at Montana  
Nov. 5 W 5-0 at Montana Mines  
Nov. 12 W 19-0 at Montana St.  
Nov. 24 L 0-6 at Utah  
104-33

**1911 – 5-0-0**  
Oct. 8 W 10-0 LOGAN ALL STARS  
Oct. 14 W 29-0 COLORADO ST.  
Oct. 25 W 88-0 IDAHO ST.  
Oct. 30 W 29-0 at Montana St.  
Nov. 4 W 8-0 at Montana  
164-0

**1912 – 4-2-1**  
Oct. 5 L 3-16 at Colorado  
Oct. 12 L 0-10 at Colorado Mines  
Oct. 26 W 17-0 MONTANA  
Nov. 2 W 53-0 WYOMING  
Nov. 9 W 30-0 ALUMNI  
Nov. 16 W 44-7 LOGAN ALL-STARS  
Nov. 28 T 7-7 at Utah  
154-40

**1913 – 3-3-0**  
W 60-26 at Salt Lake H.S.  
Oct. 6 L 0-3 LOGAN ALL STARS  
Oct. 11 W 9-7 at Montana  
Oct. 23 L 0-13 at Montana St.  
Nov. 8 L 7-20 at Colorado St.  
Nov. 27 W 21-0 UTAH  
97-69

**1914 – 2-5-0 (1-2-0, 6th)**  
Oct. 10 W 20-0 ALUMNI  
Oct. 17 L 3-52 MONTANA ST.  
Oct. 24 L 0-60 at Gonzaga  
Oct. 31 L 0-32 at Montana  
Nov. 7 W 24-3 \*WYOMING  
Nov. 14 L 7-41 \*COLORADO ST.  
Nov. 26 L 2-20 \*at Utah  
56-208

**1915 – 3-4-0 (0-3-0, 8th)**  
Oct. 9 W 13-0 GRANITE H.S.  
Oct. 16 W 26-0 NEVADA  
Oct. 23 L 0-59 \*at Colorado St.  
Oct. 27 L 7-13 \*at Wyoming  
Nov. 6 W 10-6 MONTANA MINES  
Nov. 13 L 0-7 MONTANA ST.  
Nov. 25 L 0-14 \*at Utah  
56-99

**COACH: JACK WATSON (1916-17)**  
**8-5-2, .600 Two Seasons**

**1916 – 1-5-1 (0-3-0, 8th)**  
Oct. 7 W 20-3 WEST H.S.  
Oct. 14 L 0-53 \*COLORADO ST.  
Oct. 21 L 10-23 \*WYOMING  
Oct. 28 L 7-9 at Nevada  
Nov. 11 L 0-46 \*at Utah  
Nov. 18 T 17-17 MONTANA ST.  
Nov. 25 L 15-27 IDAHO  
69-178

**1917 – 7-0-1 (4-0-0, 2nd)**  
Oct. 6 W 77-0 GRANITE H.S.  
Oct. 13 W 21-6 UTAH FIELD ARTILLERY  
Oct. 20 W 21-6 at Montana  
Oct. 24 W 57-0 \*WYOMING  
Nov. 3 T 7-7 at Montana St.  
Nov. 10 W 47-7 \*COLORADO ST.  
Nov. 17 W 23-0 \*COLORADO  
Nov. 29 W 14-0 \*at Utah  
267-26

**COACH: EARL PICKERING**  
**0-0-0, .000 Zero Seasons**

**1918**  
War and influenza caused postponement of games.



**COACH: E. LOWELL ROMNEY (1919-42, 1944-48)**  
**128-91-16, .579 29 Seasons**

**1919 – 5-2-0 (3-2-0, 4th)**  
Oct. 11 W 136-0 IDAHO ST.  
Oct. 18 W 47-0 MONTANA  
Oct. 25 W 19-0 MONTANA ST.  
Nov. 8 L 7-27 \*at Colorado St.  
Nov. 15 W 19-7 \*at Wyoming  
Nov. 20 W 6-0 \*at Colorado  
Nov. 29 L 0-10 \*at Utah  
234-44

**1920 – 4-2-1 (2-1-0, 4th)**  
Oct. 9 W 21-0 at Ogden A.C.  
Oct. 16 W 27-3 \*COLORADO MINES  
Oct. 23 T 0-0 at Montana St.  
Oct. 30 L 0-21 \*COLORADO ST.  
Nov. 6 L 0-21 at Nevada  
Nov. 13 W 27-0 MONTANA MINES  
Nov. 25 W 9-3 \*at Utah  
84-48

**1921 – 7-1-0 (4-0-0, 1st)**  
Oct. 8 W 47-21 OGDEN A.C.  
Oct. 11 W 14-3 \*WYOMING  
Oct. 15 W 30-7 \*MONTANA ST.  
Oct. 22 L 0-41 NEVADA  
Oct. 29 W 3-0 at Montana Mines  
Nov. 5 W 23-7 \*at Colorado Mines  
Nov. 12 W 20-0 COLLEGE OF IDAHO  
Nov. 24 W 14-3 \*at Utah  
151-82



### 1922 – 5-4-0 (3-3-0, 5th)

Sept. 30	W 6-0	at Montana Wesleyan
Oct. 7	W 42-3	*at BYU
Oct. 13	W 39-6	*at Montana St.
Oct. 21	L 0-19	*COLORADO MINES
Oct. 28	L 6-34	*at Colorado St.
Nov. 4	W 7-0	MONTANA MINES
Nov. 11	W 26-0	*WYOMING
Nov. 30	L 0-14	*at Utah
Dec. 9	L 6-7	at Arizona
	132-83	

### 1923 – 5-2-0 (4-2-0, 4th)

Oct. 6	W 26-0	*at Colorado Mines
Oct. 13	L 7-14	*DENVER
Oct. 20	L 7-26	*COLORADO ST.
Oct. 27	W 26-0	at Montana Mines
Nov. 12	W 40-0	*BYU
Nov. 16	W 20-6	*at Wyoming
Nov. 29	W 21-13	*at Utah
	147-59	

### 1924 – 4-2-1 (3-2-1, 4th)

Oct. 4	L 6-17	*at Colorado Mines
Oct. 18	W 47-0	MONTANA MINES
Oct. 25	W 16-0	*at Denver
Nov. 1	L 13-17	*at Colorado St.
Nov. 7	W 13-9	*at BYU
Nov. 19	W 25-2	*WYOMING
Nov. 27	T 7-7	*at Utah
	127-52	

### 1925 – 6-1-0 (5-1-0, 2nd)

Oct. 10	W 13-0	*at Denver
Oct. 24	W 14-0	*BYU
Oct. 31	L 0-13	*at Colorado St.
Nov. 5	W 26-13	*WYOMING
Nov. 14	W 10-7	*MONTANA ST.
Nov. 21	W 38-0	at Montana Mines
Nov. 26	W 10-6	*at Utah
	111-39	

### 1926 – 5-1-2 (4-1-2, T-3rd)

Oct. 2	W 29-0	MONTANA MINES
Oct. 9	W 7-0	*at Colorado College
Oct. 15	T 0-0	*at BYU
Oct. 23	T 6-6	*at Wyoming
Oct. 30	W 7-3	*at Denver
Nov. 6	W 13-0	*at Colorado St.
Nov. 13	W 31-0	*WESTERN ST.
Nov. 25	L 0-34	*at Utah
	93-43	

### 1927 – 3-4-1 (3-3-1, 7th)

Oct. 8	W 39-0	*WESTERN ST.
Oct. 15	L 6-13	*at Montana St.
Oct. 22	W 42-0	*WYOMING
Oct. 29	W 22-0	*BYU
Nov. 5	L 0-6	*COLORADO ST.
Nov. 11	L 0-13	*at Denver
Nov. 24	T 0-0	*at Utah
Dec. 17	L 20-21	at Hawaii
	129-53	

### 1928 – 5-3-1 (4-2-1, 4th)

Sept. 29	L 12-40	at USC
Oct. 6	W 54-0	MONTANA MINES
Oct. 13	T 7-7	*at Denver
Oct. 19	W 24-6	*vs. Wyoming (Ogden, UT)
Oct. 27	W 10-0	*at BYU
Nov. 3	L 6-7	*at Colorado St.
Nov. 10	W 54-0	*WESTERN ST.
Nov. 17	W 15-7	*MONTANA ST.
Nov. 29	L 0-20	*at Utah
	182-87	

### 1929 – 3-4-0 (3-4-0, 9th)

Oct. 5	W 9-0	*at Montana St.
Oct. 19	L 6-7	*vs. BYU (SLC, UT)
Oct. 26	W 12-7	*at Wyoming
Nov. 2	W 10-0	*at Colorado College
Nov. 9	L 6-7	*COLORADO ST.
Nov. 16	L 0-13	*at Denver
Nov. 28	L 7-26	*at Utah
	50-60	

### 1930 – 3-5-1 (3-4-1, 8th)

Sept. 27	W 31-0	*WESTERN ST.
Oct. 4	W 8-7	*at Colorado College
Oct. 11	T 0-0	*COLORADO
Oct. 18	L 0-65	at USC
Oct. 25	W 13-8	*WYOMING
Nov. 1	L 14-39	*at BYU
Nov. 8	L 7-32	*at Denver
Nov. 15	L 0-13	*COLORADO ST.
Nov. 27	L 0-41	*at Utah
	73-205	

### 1931 – 6-2-0 (5-2-0, 2nd)

Sept. 26	W 58-0	MONTANA MINES
Oct. 3	W 21-6	*MONTANA ST.
Oct. 10	W 38-20	*WESTERN ST.
Oct. 17	W 12-6	*DENVER
Oct. 24	W 12-0	*at Wyoming
Nov. 7	L 0-6	*at BYU
Nov. 14	W 6-0	*at Colorado St.
Nov. 26	L 0-34	*at Utah
	147-72	

### 1932 – 4-4-0 (3-3-0, 7th)

Sept. 24	W 32-0	IDAHO ST.
Oct. 1	W 26-0	*MONTANA ST.
Oct. 8	L 7-26	*at Colorado
Oct. 15	W 39-0	*WESTERN ST.
Oct. 29	L 0-16	*at Utah
Nov. 5	W 13-12	*COLORADO ST.
Nov. 19	L 6-18	*at BYU
Nov. 26	L 0-33	at Idaho
	123-105	

### 1933 – 4-4-0 (4-3-0, 6th)

Sept. 30	W 28-0	*WESTERN ST.
Oct. 7	W 40-6	*at Montana St.
Oct. 21	L 0-12	*at Denver
Oct. 28	L 6-14	*at Utah
Nov. 4	W 27-0	*WYOMING
Nov. 11	L 0-3	*at Colorado St.
Nov. 18	W 14-0	*BYU
Nov. 25	L 0-26	at Montana
	115-61	

### 1934 – 5-1-1 (5-1-1, 4th)

Sept. 29	W 26-7	*at Denver
Oct. 6	W 6-0	*MONTANA ST.
Oct. 20	W 19-0	*at Wyoming
Nov. 3	W 15-0	*at BYU
Nov. 10	T 21-21	*COLORADO ST.
Nov. 17	W 37-0	*COLORADO MINES
Nov. 29	L 7-14	*at Utah
	131-42	

### 1935 – 5-2-1 (5-1-1, 2nd)

Sept. 21	W 33-7	*MONTANA ST.
Sept. 28	L 0-39	at UCLA
Oct. 19	L 7-13	*at Denver
Oct. 26	W 53-0	*COLORADO MINES
Nov. 2	W 13-0	*COLORADO ST.
Nov. 9	W 18-0	*WYOMING
Nov. 16	W 27-0	*BYU
Nov. 28	T 14-14	*at Utah
	165-73	

### 1936 – 7-0-1 (6-0-1, 1st)

Sept. 26	W 12-0	*MONTANA ST.
Oct. 10	W 25-0	*at Wyoming
Oct. 17	W 13-0	*at BYU
Oct. 24	W 12-0	*UTAH
Oct. 31	T 0-0	*at Denver
Nov. 7	W 13-0	*at Colorado St.
Nov. 14	W 14-13	*COLORADO
Nov. 21	W 10-0	at Idaho
	99-13	

### 1937 – 2-4-2 (2-4-1, 7th)

Oct. 2	T 6-6	*MONTANA ST.
Oct. 9	L 0-33	*at Colorado
Oct. 16	T 0-0	at Idaho
Oct. 23	W 34-7	*WYOMING
Oct. 30	W 7-0	*COLORADO ST.
Nov. 6	L 0-25	*at Denver
Nov. 13	L 0-54	*BYU
Nov. 25	L 0-27	*at Utah
	47-152	

### 1938 – 4-4-0 (3-3-0, 5th)

Oct. 1	W 44-6	COLLEGE OF IDAHO
Oct. 8	W 20-0	*COLORADO
Oct. 15	L 0-7	*at Denver
Oct. 22	L 0-33	*UTAH
Oct. 29	W 6-0	*at Colorado St.
Nov. 5	W 3-0	*at BYU
Nov. 12	L 12-27	*WYOMING
Nov. 19	L 0-14	at Idaho
	85-87	

### 1939 – 3-4-1 (2-3-1, 5th)

Sept. 30	W 33-0	COLLEGE OF IDAHO
Oct. 7	W 16-6	*at Colorado
Oct. 21	L 0-7	*DENVER
Oct. 28	L 0-9	*COLORADO ST.
Nov. 4	L 7-19	at Idaho
Nov. 11	T 0-0	*BYU
Nov. 18	W 20-13	*at Wyoming
Nov. 23	L 0-27	*at Utah
	76-81	

### 1940 – 2-5-1 (2-4-0, 5th)

Sept. 30	L 0-19	SAN JOSÉ ST.
Oct. 12	L 0-26	*COLORADO
Oct. 19	W 7-0	*UTAH
Oct. 26	T 0-0	at Idaho
Nov. 2	L 7-12	*at BYU
Nov. 9	L 12-13	*at Colorado St.
Nov. 16	L 6-34	*at Denver
Nov. 23	W 16-0	*WYOMING
	48-104	

### 1941 – 0-8-0 (0-6-0, 7th)

Sept. 26	L 0-30	at San José St.
Oct. 11	L 7-13	*at Colorado
Oct. 18	L 0-16	IDAHO
Oct. 25	L 6-7	*COLORADO ST.
Nov. 1	L 0-28	*BYU
Nov. 8	L 6-14	*DENVER
Nov. 15	L 6-12	*at Wyoming
Nov. 26	L 21-33	*at Utah
	46-153	

### 1942 – 6-3-1 (2-3-1, 4th)

Sept. 26	W 47-0	at Idaho Marines
Oct. 3	W 28-2	REGIS
Oct. 9	L 14-31	*at Colorado
Oct. 17	L 7-34	*UTAH
Oct. 23	W 49-7	at Fort Douglas
Oct. 31	W 9-6	*at BYU
Nov. 7	L 0-25	*at Colorado St.
Nov. 14	T 13-13	*at Denver
Nov. 21	W 14-6	*WYOMING
Nov. 26	W 21-13	at Wichita St.
	202-137	

### 1943

No games.

### 1944 – 3-3-0 (0-2-0, 4th)

Oct. 14	W 40-0	IDAHO MARINES
Oct. 21	L 7-13	NEVADA
Oct. 28	L 6-36	*at Denver
Nov. 4	W 27-6	at Idaho Marines
Nov. 11	W 8-7	IDAHO ST.
Nov. 23	L 0-47	*UTAH
	88-109	

### 1945 – 4-3-0 (1-3-0, 4th)

Sept. 29	W 45-0	IDAHO MARINES
Oct. 13	W 44-13	MONTANA
Oct. 20	W 13-0	*COLORADO ST.
Oct. 27	L 6-41	*at Denver
Nov. 3	W 52-0	at Idaho Marines
Nov. 10	L 7-14	*at Colorado
Nov. 22	L 6-24	*at Utah
	173-92	

### 1946 – 7-2-1 (4-1-1, T-1st)

Sept. 28	W 47-0	IDAHO ST.
Oct. 5	L 0-6	*at Colorado
Oct. 12	W 28-14	MONTANA ST.
Oct. 19	W 48-0	*COLORADO ST.
Oct. 26	W 26-0	at Montana
Nov. 9	T 0-0	*BYU
Nov. 16	W 21-7	*WYOMING
Nov. 28	W 22-14	*at Utah
Dec. 7	W 28-14	*at Denver
	220-55	
Jan. 1	L 0-20	vs. San José St. (Raisin Bowl, Fresno, Calif.)





**1947 – 6-5-0 (3-3-0, T-3rd)**

Sept. 20	L	19-24	SAN DIEGO ST.
Sept. 27	W	21-6	WICHITA ST.
Oct. 4	W	26-13	*at Colorado St.
Oct. 11	W	13-7	MONTANA
Oct. 18	L	19-33	*at Wyoming
Oct. 25	L	12-20	*at BYU
Nov. 1	W	28-13	at Montana St.
Nov. 8	W	35-12	*COLORADO
Nov. 15	W	20-0	*DENVER
Nov. 27	L	14-40	*at Utah
		207-168	
Dec. 13	L	21-35	vs. Pacific
			(Grape Bowl, Lodi, Calif.)

**1948 – 5-6-0 (2-3-0, 4th)**

Sept. 17	W	31-6	MONTANA ST.
Sept. 25	W	18-7	at Montana
Oct. 2	L	7-9	*COLORADO ST.
Oct. 9	W	22-17	ARIZONA ST.
Oct. 16	L	7-20	at Wichita St.
Oct. 23	W	20-7	*BYU
Oct. 30	W	45-34	*WYOMING
Nov. 6	L	14-28	at Colorado
Nov. 13	L	6-41	*at Denver
Nov. 25	L	7-41	*at Utah
Dec. 4	L	19-28	at San Diego St.
		196-238	




**COACH:  
GEORGE MELINKOVICH  
(1949-50)  
5-16-0, .238  
Two Seasons**

**1949 – 3-7-0 (1-3-0, 5th)**

Sept. 17	L	0-33	at Washington St.
Sept. 24	W	26-7	PACIFIC FLEET SUBMARINE
			MONTANA
Oct. 1	L	13-18	
Oct. 15	L	0-27	*at Wyoming
Oct. 22	L	7-20	COLORADO
Oct. 29	L	6-28	*at Colorado St.
Nov. 5	W	22-3	*at BYU
Nov. 12	W	19-14	MONTANA ST.
Nov. 24	L	0-34	*at Utah
Dec. 3	L	12-27	at Arizona St.
		105-211	

**1950 – 2-9-0 (0-5-0, 6th)**

Sept. 16	W	7-6	NEVADA
Sept. 23	L	6-46	WASHINGTON ST.
Sept. 30	L	20-49	at Wichita St.
Oct. 7	W	34-6	at Montana St.
Oct. 14	L	7-40	*WYOMING
Oct. 21	L	0-28	at Arizona St.
Oct. 28	L	13-33	*COLORADO ST.
Nov. 4	L	13-34	*BYU
Nov. 11	L	0-48	*at Denver
Nov. 18	L	7-38	at Montana
Nov. 23	L	0-46	*at Utah
		107-374	



**COACH:  
JOHN O. RONING  
(1951-54)  
18-21-2, .463  
Four Seasons**

**1951 – 3-5-1 (2-4-1, 6th)**

Sept. 22	L	27-33	ARIZONA ST.
Sept. 28	W	21-7	WICHITA ST.
Oct. 6	L	0-37	*at Wyoming
Oct. 20	T	20-20	*at Colorado St.
Oct. 27	W	19-6	*MONTANA
Nov. 3	L	20-28	*UTAH
Nov. 10	L	27-28	*at BYU
Nov. 17	W	14-7	*at Denver
Dec. 1	L	13-17	*at New Mexico
		161-183	

**1952 – 3-7-1 (3-4-0, T-5th)**

Sept. 20	W	7-0	*at Montana
Sept. 27	L	7-34	PACIFIC
Oct. 4	L	0-14	*WYOMING
Oct. 11	L	3-6	IDAHO
Oct. 18	L	21-27	at Fresno St.
Oct. 25	L	7-21	*COLORADO ST.
Nov. 1	T	20-20	at Wichita St.
Nov. 15	W	27-26	*BYU
Nov. 22	W	29-13	*DENVER
Nov. 27	L	0-20	*at Utah
Dec. 6	L	0-28	*at New Mexico
		121-209	

**1953 – 8-3-0 (5-2-0, 2nd)**

Sept. 19	W	14-7	WICHITA ST.
Sept. 26	W	6-0	*NEW MEXICO
Oct. 3	L	13-20	*at Wyoming
Oct. 10	L	13-33	*UTAH
Oct. 16	W	14-7	*at BYU
Oct. 24	W	14-13	*at Colorado St.
Oct. 31	W	33-14	*MONTANA
Nov. 7	W	46-6	FRESNO ST.
Nov. 14	W	21-12	*at Denver
Nov. 21	W	19-7	at Idaho
Nov. 26	L	14-20	at Pacific
		207-139	

**1954 – 4-6-0 (4-3-0, 3rd)**

Sept. 18	L	0-20	at San José St.
Sept. 25	L	7-32	at Wichita St.
Oct. 2	W	6-0	*at New Mexico
Oct. 9	L	13-23	at Fresno St.
Oct. 16	L	13-20	*at Montana
Oct. 23	W	20-14	*COLORADO ST.
Oct. 30	W	45-13	*BYU
Nov. 6	L	12-21	*WYOMING
Nov. 13	L	7-25	*DENVER
Nov. 25	W	35-19	*at Utah
		158-187	



**COACH:  
EV FAUNCE  
(1955-58)  
15-24-1, .388  
Four Seasons**

**1955 – 4-6-0 (3-4-0, 5th)**

Sept. 16	L	0-13	SAN JOSÉ ST.
Sept. 24	L	0-19	at Wichita St.
Oct. 1	L	13-21	*at Wyoming
Oct. 8	W	18-0	*NEW MEXICO
Oct. 15	W	32-6	*MONTANA
Oct. 22	L	9-26	*at Colorado St.
Oct. 29	W	39-14	FRESNO ST.
Nov. 5	W	47-21	*at BYU
Nov. 12	L	6-39	*at Denver
Nov. 24	L	13-14	*at Utah
		177-173	

**1956 – 6-4-0 (4-3-0, T-3rd)**

Sept. 15	W	39-33	at Drake
Sept. 22	W	18-13	*DENVER
Sept. 29	L	19-27	*at New Mexico
Oct. 6	W	12-7	at Arizona
Oct. 13	W	27-13	*at Montana
Oct. 20	W	46-7	*COLORADO ST.
Oct. 27	W	33-7	*BYU
Nov. 3	L	0-21	*WYOMING
Nov. 10	L	20-42	at Idaho
Nov. 22	L	7-29	*at Utah
		221-199	

**1957 – 2-7-1 (1-5-1, 8th)**

Sept. 14	W	26-12	HAWAII	3,800
Sept. 28	L	14-70	at Iowa	43,000
Oct. 5	T	19-19	*at Wyoming	7,300
Oct. 12	L	10-14	*NEW MEXICO	4,800
Oct. 19	L	25-35	*MONTANA	7,100
Oct. 26	W	27-14	*at Colorado St.	9,000
Nov. 2	L	0-14	*at BYU	7,200
Nov. 9	L	7-35	IDAHO	4,000
Nov. 16	L	19-21	*at Denver	4,400
Nov. 28	L	6-21	*at Utah	17,300
		153-255		107,900

**1958 – 3-7-0 (1-5-0, 7th)**

Sept. 20	L	6-7	at Arizona	18,947
Sept. 26	L	8-20	*DENVER	6,209
Oct. 4	W	20-13	at Kansas St.	9,866
Oct. 11	L	14-34	*at New Mexico	11,701
Oct. 18	W	27-14	at Montana St.	6,214
Oct. 25	W	15-0	*COLORADO ST.	8,495
Nov. 1	L	6-13	*BYU	9,117
Nov. 8	L	13-41	*WYOMING	5,061
Nov. 15	L	7-34	at Idaho	3,864
Nov. 27	L	7-21	*at Utah	15,084
		123-188		94,558



**COACH:  
JOHN RALSTON  
(1959-62)  
31-11-1, .733  
Four Seasons**

**1959 – 5-6-0 (2-5-0, T-5th)**

Sept. 20	W	14-0	IDAHO	3,676
Sept. 26	L	12-34	at Arizona St.	25,300
Oct. 3	L	2-27	*at Wyoming	9,685
Oct. 10	L	6-28	*NEW MEXICO	5,200
Oct. 17	W	28-0	*MONTANA	3,922
Oct. 24	W	22-13	MONTANA ST.	7,729
Oct. 31	L	0-18	*at BYU	6,924
Nov. 7	L	7-10	*at Colorado St.	4,000
Nov. 14	W	21-14	*at Denver	7,265
Nov. 21	L	21-35	*at Utah	13,809
Dec. 11	W	48-6	at Hawai'i	8,000
		181-185		95,510

**1960 – 9-2-0 (5-1-0, T-1st)**

Sept. 17	W	20-7	at Texas Western	10,500
Sept. 24	W	14-12	at Montana St.	4,870
Oct. 1	W	31-8	*DENVER	8,663
Oct. 8	W	33-6	at Idaho	8,500
Oct. 15	W	46-7	*at New Mexico	9,486
Oct. 22	W	21-0	*COLORADO ST.	5,061
Oct. 29	W	34-0	*BYU	10,183
Nov. 5	W	17-13	*WYOMING	11,425
Nov. 12	W	45-6	at Pacific	7,500
Nov. 19	L	0-6	*at Utah	29,261
		261-65		105,449
Dec. 31	L	13-20	vs. N.M. St. (#17) (Sun Bowl, El Paso, Texas)	16,000

**1961 – 9-1-1 (4-0-1, T-1st)**

Sept. 16	W	21-6	TEXAS WESTERN	9,231
Sept. 23	W	54-6	MONTANA ST.	8,123
Sept. 30	W	34-14	at Washington St.	13,000
Oct. 7	T	6-6	*at Wyoming	18,090
Oct. 14	W	41-7	*NEW MEXICO	8,051
Oct. 21	W	49-3	*at Colorado St.	10,700
Oct. 28	W	69-0	IDAHO	6,934
Nov. 4	W	31-8	*at BYU	13,133
Nov. 11	W	65-22	at W. Michigan	14,000
Nov. 18	W	17-6	*at Utah	32,437
		387-78		113,699
Dec. 9	L	9-24	vs. Baylor (Gotham Bowl, New York, N.Y.)	15,123

**1962 – 8-2-0**

Sept. 15	W	29-18	at San José St.	18,044
Sept. 22	W	45-7	at Idaho	8,617
Sept. 29	W	43-20	MONTANA	9,175
Oct. 6	W	41-13	at Montana St.	7,200
Oct. 13	L	13-14	at New Mexico	28,213
Oct. 20	W	21-0	COLORADO ST.	6,484
Oct. 27	W	27-21	BYU	13,405
Nov. 3	L	15-34	at Arizona St.	29,393
Nov. 10	W	20-6	WYOMING	10,275
Nov. 17	W	19-6	at Utah	15,000
		273-139		145,806





**COACH:  
TONY KNAP  
(1963-66)  
25-14-1, .638  
Four Seasons**

### 1963 - 8-2-0

Sept. 21	W 42-0	at Arizona	25,000
Sept. 28	L 14-21	at Wyoming	18,221
Oct. 5	W 20-0	SAN JOSÉ ST.	9,005
Oct. 12	W 47-14	NEW MEXICO	9,377
Oct. 19	W 62-6	at Montana	3,500
Oct. 26	W 40-14	PACIFIC	11,453
Nov. 2	W 26-0	at BYU	13,343
Nov. 9	W 36-13	at Colorado St.	6,500
Nov. 16	W 7-6	at New Mexico St.	8,400
Nov. 23	L 23-25	UTAH	15,520
	317-99		120,619

### 1964 - 5-4-1


Sept. 19	L 8-24	at Arizona St.	33,217
Sept. 26	W 76-0	NEW MEXICO ST.	9,367
Oct. 3	W 41-0	at Montana	5,200
Oct. 10	W 51-7	WICHITA ST.	10,299
Oct. 17	W 14-3	at New Mexico	28,537
Oct. 24	W 42-13	COLORADO ST.	12,565
Oct. 31	L 14-28	at BYU	29,422
Nov. 7	T 20-20	WYOMING	11,209
Nov. 14	L 22-27	at Idaho	10,500
Nov. 21	L 6-14	at Utah	24,622
	294-136		174,938

### 1965 - 8-2-0

Sept. 11	W 31-12	HAWAII	7,582
Sept. 25	W 13-0	at Arizona St.	29,112
Oct. 2	W 35-8	at San José St.	16,000
Oct. 9	W 30-19	IDAHO	13,732
Oct. 16	W 54-21	MONTANA	11,853
Oct. 23	W 41-20	at Colorado St.	14,400
Oct. 30	W 34-21	BYU	15,596
Nov. 6	L 0-7	at Memphis St.	23,876
Nov. 13	L 19-21	at Wichita St.	7,266
Nov. 20	W 14-7	at Utah	20,357
	271-136		159,774

### 1966 - 4-6-0

Sept. 17	L 8-17	at New Mexico	20,570
Sept. 24	L 7-28	at Nebraska (#4)	63,543
Oct. 1	L 7-23	NEW MEXICO ST.	10,872
Oct. 8	L 7-27	at BYU	29,335
Oct. 15	L 7-10	COLORADO ST.	12,678
Oct. 22	L 10-35	at Wyoming	18,253
Nov. 5	W 47-9	at Pacific	11,000
Nov. 12	W 27-7	SAN JOSÉ ST.	8,620
Nov. 19	W 13-7	at Utah	20,176
Nov. 26	W 48-0	at Hawai'i	11,000
	181-163		206,047



**COACH:  
CHUCK MILLS  
(1967-72)  
41-22-1, .648  
Six Seasons**

### 1967 - 7-2-1

Sept. 16	T 3-3	at Wichita St.	11,392
Sept. 23	W 44-27	at West Texas St.	11,900
Sept. 30	L 9-10	at New Mexico St.	11,500
Oct. 7	W 28-14	vs. Memphis	10,048
		at Salt Lake City, Utah	
Oct. 14	W 7-6	PACIFIC	14,662
Oct. 21	L 14-17	at Colorado St.	14,178
Nov. 4	W 30-9	BYU	15,602
Nov. 11	W 20-14	MONTANA	8,396
Nov. 18	W 19-18	at Utah	23,216
Nov. 25	W 31-25	at San Diego St.	44,318
	205-143		165,112

### 1968 - 7-3-0

Sept. 14	W 28-12	NEW MEXICO ST.	9,217
Sept. 21	L 3-48	at Wyoming	20,719
Sept. 28	W 38-0	WICHITA ST.	10,324
Oct. 5	W 50-3	at Montana	11,000
Oct. 12	W 20-0	at Wisconsin	37,469
Oct. 19	L 7-18	at Pacific	8,500
Oct. 26	W 20-10	WEST TEXAS ST.	14,367
Nov. 9	W 34-8	at BYU	20,740
Nov. 23	W 28-13	UTAH	17,660
Nov. 30	L 19-30	at San Diego St.	37,949
	247-142		187,945

### 1969 - 3-7-0

Sept. 13	L 7-17	at Wichita St.	28,248
Sept. 20	W 14-6	at Bowling Green	14,644
Sept. 27	L 3-36	PACIFIC	10,137
Oct. 11	L 33-37	COLORADO ST.	8,497
Oct. 18	W 23-7	at Army	34,000
Oct. 25	L 0-40	MEMPHIS	14,505
Nov. 1	L 7-27	at Utah	22,699
Nov. 8	L 13-38	at Air Force (#19)	37,271
Nov. 15	L 3-21	BYU	15,123
Nov. 22	W 31-21	at Idaho	5,621
	134-250		190,745

### 1970 - 5-5-0

Sept. 12	L 0-37	at Kansas St. (#14)	35,000
Sept. 19	W 33-14	BOWLING GREEN	8,327
Sept. 26	W 42-29	at Wyoming	21,177
Oct. 3	*	WICHITA ST.	
Oct. 10	W 35-6	at Kentucky	33,000
Oct. 24	L 20-27	at BYU	21,562
Oct. 31	L 13-20	at Colorado St.	20,156
Nov. 7	L 0-17	UTAH	13,865
Nov. 14	L 14-42	IDAHO	9,285
Nov. 21	W 15-12	at Memphis	13,136
Nov. 28	W 45-21	at New Mexico St.	4,750
	217-225		180,258

\*Game cancelled due to an air tragedy involving the Wichita State team.

### 1971 - 8-3-0

Sept. 11	W 10-7	at Kansas St.	30,000
Sept. 18	W 34-0	NEW MEXICO ST.	10,378
Sept. 25	W 27-7	UNLV	10,640
Oct. 2	L 6-42	at Nebraska (#1)	67,421
Oct. 9	W 29-7	BYU	17,015
Oct. 16	W 7-6	MEMPHIS	5,041
Oct. 23	L 20-36	at San Diego St.	25,047
Oct. 30	W 18-17	at Colorado St.	14,284
Nov. 6	L 29-31	WYOMING	9,130
Nov. 13	W 21-17	at Utah	16,292
Nov. 21	W 42-13	at Idaho	15,100
	243-183		220,348

Dec. 19 W 50-6 vs. All-Japan (Silk Bowl, Tokyo, Japan)

Dec. 26 W 46-6 vs. Japanese All-Stars (Osaka, Japan)

### 1972 - 9-2-0

Sept. 9	W 48-14	at New Mexico St.	13,225
Sept. 16	W *	at Oklahoma (#4)	61,826
Sept. 23	W 42-19	at BYU	35,239
Sept. 30	W 21-0	COLORADO ST.	12,125
Oct. 7	L 12-27	at Texas (#9)	58,127
Oct. 14	L 29-38	at Memphis	17,760
Oct. 28	W 35-23	at Wyoming	15,371
Nov. 4	W 51-7	IDAHO	8,575
Nov. 11	W 44-16	UTAH	19,434
Nov. 18	W 27-21	SOUTHERN MISS	8,805
Nov. 23	W 20-16	WEBER ST.	8,115
	329-230		258,602

\*Game forfeited by Oklahoma (L 0-49).



**COACH:  
PHIL KRUEGER  
(1973-75)  
21-12-0, .636  
Three Seasons**

### 1973 - 7-4-0

Sept. 15	W 10-3	at Weber St.	17,312
Sept. 22	L 7-35	SAN DIEGO ST.	10,225
Sept. 29	W 7-3	at UNLV	12,486
Oct. 6	W 13-7	BYU	15,486
Oct. 13	W 34-18	at Colorado St.	27,103
Oct. 20	W 36-14	at West Texas St.	13,800
Oct. 27	L 16-27	KENT ST.	8,703
Nov. 3	W 31-20	WYOMING	11,792
Nov. 10	W 30-12	at New Mexico St.	8,433
Nov. 17	L 28-31	at Utah	27,842
Nov. 22	L 8-32	at Southern Miss	6,000
	230-202		159,182

### 1974 - 8-3-0

Sept. 14	W 17-7	at Wyoming	20,267
Sept. 21	W 9-6	at BYU	24,555
Sept. 28	L 3-72	at Oklahoma (#3)	61,826
Oct. 12	W 24-23	COLORADO ST.	9,008
Oct. 19	W 27-24	at Kent St.	9,722
Oct. 26	W 21-16	WEST TEXAS ST.	12,355
Nov. 2	W 17-3	at Idaho	5,005
Nov. 9	L 3-7	SOUTHERN MISS	10,046
Nov. 16	W 34-0	UTAH	15,429
Nov. 23	W 20-7	WEBER ST.	9,744
Nov. 30	L 6-34	at San Diego St.	24,687
	181-199		215,430

### 1975 - 6-5-0

Sept. 13	W 13-7	at Utah	26,101
Sept. 20	L 8-17	at Florida St.	28,685
Sept. 27	L 10-19	SAN DIEGO ST.	15,768
Oct. 4	L 7-61	at Texas (#7)	40,130
Oct. 11	W 21-17	WEST TEXAS ST.	8,849
Oct. 18	W 30-7	at Weber St.	11,503
Oct. 25	L 0-31	at Arkansas	44,265
Nov. 1	W 27-21	WYOMING	14,905
Nov. 8	L 7-24	BYU	21,594
Nov. 15	W 42-19	at Boise St.	20,000
Nov. 22	W 28-17	at Colorado St.	11,872
	193-240		243,672



**COACH:  
BRUCE SNYDER  
(1976-82)  
37-38-2, .494  
Seven Seasons**

### 1976 - 3-8-0

Sept. 4	L 10-45	at San José St.	19,123
Sept. 11	L 16-33	at Arkansas (#13)	50,536
Sept. 18	L 10-32	LONG BEACH ST.	7,173
Sept. 25	L 3-20	at Wyoming	19,574
Oct. 2	L 9-27	at Oregon	17,300
Oct. 9	L 7-10	COLORADO ST.	7,868
Oct. 16	W 28-17	UTAH	18,322
Oct. 23	L 14-45	at BYU	24,124
Nov. 6	W 36-10	WEBER ST.	6,441
Nov. 13	L 6-7	at San Diego St.	29,037
Nov. 20	W 31-17	PACIFIC	11,075
	170-263		210,573

### 1977 - 4-7-0

Sept. 10	W 22-10	SAN JOSÉ ST.	13,870
Sept. 17	L 26-31	at Memphis	21,364
Sept. 24	L 6-65	BYU (#20)	20,103
Oct. 1	L 0-19	at San Diego St.	43,161
Oct. 8	L 7-16	at Penn St.	58,000
Oct. 15	L 0-20	at Utah	25,438
Oct. 29	L 16-23	BOISE ST.	6,216
Nov. 5	W 23-14	at Weber St.	8,163
Nov. 12	W 32-31	WYOMING	13,280
Nov. 19	W 35-7	at Idaho St.	6,250
Nov. 26	L 10-13	at Colorado St.	5,280
	117-249		221,125





**1978 - 7-4-0 (4-1-0, T-1st)**

Sept. 3	W 10-0	vs. Idaho St. (Osaka, Japan)	15,000
Sept. 16	W 21-20	at Colorado St.	24,285
Sept. 23	W 45-22	*FRESNO ST.	15,570
Sept. 30	W 20-13	at Wyoming#	23,257
Oct. 7	W 24-7	at BYU	32,668
Oct. 14	L 17-33	*LONG BEACH ST.	15,800
Oct. 21	L 16-17	at Miami (Fla.)	25,707
Oct. 28	W 31-21	*SAN JOSÉ ST.	18,226
Nov. 4	W 40-14	*PACIFIC	15,264
Nov. 11	L 25-44	WEBER ST.	6,102
Nov. 25	L 20-23	UTAH	12,260
	269-214		204,139

#counted in league standings

**1979 - 7-3-1 (4-0-1, T-1st)**

Sept. 8	T 48-48	*at San José St.	10,782
Sept. 15	L 14-35	at Nebraska (#8)	75,953
Sept. 22	W 24-0	COLORADO ST.	17,960
Sept. 29	W 47-21	at Utah	31,100
Oct. 6	W 51-28	*LONG BEACH ST.	16,046
Oct. 13	L 24-48	BYU	28,094
Oct. 20	W 15-14	*at Pacific	18,300
Oct. 27	L 14-28	at Arizona St.	67,219
Nov. 3	W 35-7	*CS FULLERTON	16,600
Nov. 17	W 34-10	at Weber St.	7,707
Nov. 24	W 41-31	*at Fresno St.	8,957
	347-270		298,718

**1980 - 6-5-0 (4-1-0, 2nd)**

Sept. 6	L 10-17	at Kentucky	57,900
Sept. 13	W 14-7	IDAHO ST.	16,187
Sept. 20	L 17-35	at Texas (#7)	63,000
Oct. 4	L 19-23	UTAH	20,977
Oct. 11	W 28-17	*at CS Fullerton	6,293
Oct. 18	L 46-70	BYU	23,230
Oct. 25	W 14-0	*at Fresno St.	10,428
Nov. 1	W 21-7	*PACIFIC	15,123
Nov. 8	W 50-13	at Weber St.	12,202
Nov. 15	L 27-28	*at Long Beach St.	11,168
Nov. 22	W 44-38	*at San José St.	16,318
	290-255		252,826

**1981 - 5-5-1 (4-1-0, 2nd)**

Sept. 5	L 0-10	at Utah	29,010
Sept. 12	W 14-9	*CS FULLERTON	12,472
Sept. 19	W 31-18	WEBER ST.	17,132
Sept. 26	L 7-35	at Houston	27,462
Oct. 2	L 26-32	at BYU (#10)	41,129
Oct. 10	W 17-14	*at Pacific	14,000
Oct. 17	T 13-13	at TCU	15,357
Oct. 24	L 24-27	*SAN JOSÉ ST.	16,071
Oct. 31	W 20-0	*FRESNO ST.	13,086
Nov. 7	W 28-2	*at Long Beach St.	7,153
Nov. 14	L 24-50	at Idaho St.	12,008
	204-210		204,880

**1982 - 5-6-0 (2-4-0, T-4th)**

Sept. 11	L 9-24	at TCU	17,423
Sept. 18	W 31-10	WEBER ST.	15,054
Sept. 25	W 19-0	*at CS Fullerton	4,750
Oct. 2	L 6-31	*at Fresno St.	25,174
Oct. 9	W 30-3	IDAHO ST.	12,174
Oct. 16	W 14-12	*PACIFIC	10,026
Oct. 30	W 20-17	BYU	25,688
Nov. 6	L 10-42	at Utah	30,625
Nov. 13	L 10-30	at Boise St.	14,868
Nov. 20	L 26-49	*at San José St.	14,359
Nov. 27	L 17-44	*at Long Beach St.	8,871
	191-262		179,012



**COACH:  
CHRIS PELLA  
(1983-85)  
9-24-0, .273  
Three Seasons**

**1983 - 5-6-0 (3-3-0, T-3rd)**

Sept. 10	L 12-39	at Arizona St.	65,290
Sept. 17	L 24-25	*CS FULLERTON	11,933
Sept. 24	L 10-17	at Missouri	45,033
Oct. 1	W 20-12	*FRESNO ST.	10,179
Oct. 8	W 27-10	*at Pacific	9,500
Oct. 15	W 10-7	BOISE ST.	16,476
Oct. 22	L 10-28	*at UNLV	12,300
Oct. 29	L 34-38	at BYU (#15)	64,593
Nov. 5	W 22-15	*SAN JOSÉ ST.	9,181
Nov. 12	W 21-17	UTAH	19,301
Nov. 25	L 3-6	*at Long Beach St.	3,878
	193-214		267,664

**1984 - 1-10-0 (1-6-0, T-7th)**

Sept. 8	L 7-42	at USC	45,067
Sept. 15	L 18-62	TCU	12,009
Sept. 29	L 16-27	*at CS Fullerton	6,262
Oct. 6	L 21-38	*at San José St.	14,667
Oct. 13	L 22-24	*LONG BEACH ST.	9,589
Oct. 20	L 18-43	*at Fresno St.	31,463
Oct. 27	W 41-14	*PACIFIC	8,597
Nov. 3	L 10-45	at Arizona	44,225
Nov. 10	L 10-21	UTAH	11,937
Nov. 17	L 20-36	*UNLV	6,279
Nov. 24	L 13-38	at BYU (#1)	65,508
	196-390		255,603

**1985 - 3-8-0 (3-4-0, 5th)**

Sept. 7	W 19-17	*at Long Beach St.	8,621
Sept. 14	L 3-10	at Iowa St.	42,455
Sept. 21	W 35-32	*SAN JOSÉ ST.	9,754
Sept. 28	L 7-33	*at Pacific	15,000
Oct. 5	L 7-14	*at UNLV	13,982
Oct. 12	L 30-32	*CS FULLERTON	9,047
Oct. 19	L 10-42	at Arizona St.	59,543
Oct. 26	L 19-38	*FRESNO ST.	10,702
Nov. 2	L 7-34	at Utah	30,124
Nov. 9	L 0-44	BYU (#18)	29,024
Nov. 23	W 40-23	*at New Mexico St.	5,278
	177-319		233,530



**COACH:  
CHUCK SHELTON  
(1986-91)  
26-39-1, .402  
Six Seasons**

**1986 - 3-8-0 (3-4-0, T-4th)**

Sept. 6	L 0-52	at BYU (#18)	64,213
Sept. 13	L 10-24	at Missouri	35,548
Sept. 20	L 13-16	at Kansas	36,300
Oct. 4	W 42-9	*NEW MEXICO ST.	10,143
Oct. 11	L 28-38	*at San José St.	11,028
Oct. 18	L 0-33	*at CS Fullerton	4,007
Oct. 25	W 7-6	*UNLV	11,270
Nov. 1	L 3-14	*LONG BEACH ST.	7,084
Nov. 8	W 14-10	*at Pacific	7,000
Nov. 15	L 10-27	UTAH	13,034
Nov. 22	L 7-14	*at Fresno St.	34,381
	134-243		234,008

**1987 - 5-6-0 (4-3-0, T-2nd)**

Sept. 5	L 12-56	at Nebraska (#2)	75,910
Sept. 12	L 0-41	at Kentucky	55,279
Sept. 26	L 11-30	*CS FULLERTON	15,786
Oct. 2	L 24-45	at BYU	65,729
Oct. 10	L 27-28	*at UNLV	23,363
Oct. 17	W 17-13	*PACIFIC	8,775
Oct. 24	W 41-36	at Utah	27,394
Oct. 31	L 14-24	*SAN JOSÉ ST.	14,117
Nov. 7	W 25-6	*at New Mexico St.	10,318
Nov. 14	W 17-13	*FRESNO ST.	8,281
Nov. 21	W 17-14	*at Long Beach St.	2,659
	205-306		307,611

**1988 - 4-7-0 (4-3-0, T-3rd)**

Sept. 3	L 13-63	at Nebraska (#2)	76,233
Sept. 10	L 21-35	at Missouri	35,232
Sept. 24	W 32-20	*NEW MEXICO ST.	13,792
Sept. 30	L 3-38	at BYU	65,702
Oct. 8	W 31-24	*LONG BEACH ST.	12,686
Oct. 15	L 10-51	*at Fresno St.	34,942
Oct. 22	L 31-36	*at San José St.	14,215
Oct. 29	W 23-20	*PACIFIC	13,147
Nov. 5	W 17-10	*UNLV	8,606
Nov. 12	L 21-42	UTAH	16,578
Nov. 19	L 13-23	*at CS Fullerton	2,119
	213-362		293,252

**1989 - 4-7-0 (4-3-0, 3rd)**

Sept. 9	L 10-45	at Utah	30,948
Sept. 16	L 10-66	at USC (#13)	54,209
Sept. 23	L 2-41	at Illinois (#20)	61,553
Sept. 30	L 10-37	BYU	26,906
Oct. 7	W 34-23	*CS FULLERTON	10,567
Oct. 14	L 7-34	*FRESNO ST.	13,137
Oct. 21	W 28-13	*at New Mexico St.	9,949
Nov. 4	W 38-10	*at Pacific	5,037
Nov. 11	L 7-33	*SAN JOSÉ ST.	12,028
Nov. 18	W 27-22	*at UNLV	17,710
Nov. 25	L 18-31	*at Long Beach St.	1,575
	191-355		243,619

**1990 - 5-5-1 (5-1-1, T-2nd)**

Sept. 1	L 0-19	UTAH	19,631
Sept. 8	W 27-13	*LONG BEACH ST.	15,687
Sept. 15	L 10-45	at Missouri	33,986
Oct. 6	L 7-52	at Oregon	32,554
Oct. 13	T 24-24	*at Fresno St.	33,519
Oct. 20	L 27-34	*at San José St.	11,834
Oct. 27	W 31-6	*UNLV	15,273
Nov. 3	W 55-10	*NEW MEXICO ST.	9,970
Nov. 10	W 45-17	*at CS Fullerton	4,110
Nov. 17	W 51-45	*PACIFIC	14,905
Nov. 24	L 10-45	at BYU (#4)	65,876
	287-310		257,345

**1991 - 5-6-0 (5-2-0, 3rd)**

Aug. 31	L 7-12	at Utah	27,570
Sept. 7	L 28-59	at Nebraska (#14)	76,115
Sept. 21	L 21-55	at Oklahoma (#7)	69,057
Sept. 28	L 7-23	*SAN JOSÉ ST.	12,353
Oct. 4	L 10-38	at BYU	65,814
Oct. 19	W 26-3	*CS FULLERTON	8,957
Oct. 26	L 6-7	*at Long Beach St.	4,337
Nov. 2	W 20-19	*FRESNO ST. (#25)	9,814
Nov. 9	W 27-14	*at UNLV	11,787
Nov. 16	W 21-14	*PACIFIC	8,217
Nov. 23	W 46-21	*at New Mexico St.	9,180
	219-265		303,201



**COACH:  
CHARLIE WEATHERBIE  
(1992-94)  
15-19-0, .441  
Three Seasons**

**1992 - 5-6-0 (4-2-0, T-2nd)**

Sept. 5	L 3-49	at Arizona	37,239
Sept. 12	L 18-42	UTAH	18,177
Sept. 19	L 10-45	at Baylor	28,737
Sept. 26	W 48-21	*NEW MEXICO ST.	14,482
Oct. 2	L 9-30	at BYU	65,475
Oct. 17	W 28-16	KANSAS ST.	12,472
Oct. 24	L 25-27	*SAN JOSÉ ST.	18,185
Oct. 31	W 26-7	*at CS Fullerton	2,113
Nov. 7	W 48-8	*UNLV	10,280
Nov. 14	L 47-48	*at Nevada	21,916
Nov. 21	W 38-35	*at Pacific	6,189
	300-320		290,265






Head coach Charlie Weatherbie was carried off the field after USU's wild 58-56 win over BYU in 1993.

### 1993 - 7-5-0 (5-1-0, T-1st)

Sept. 4	W	34-13	*at SW Louisiana	21,637
Sept. 11	L	29-31	at Utah	30,797
Sept. 18	L	24-28	BAYLOR	23,095
Sept. 25	L	14-30	*at Fresno St.	41,031
Oct. 2	L	17-38	at LSU	57,316
Oct. 16	L	44-48	*NEVADA	20,263
Oct. 23	W	33-26	at UNLV	8,010
Oct. 30	W	58-56	BYU	26,328
Nov. 6	W	24-21	*PACIFIC	14,811
Nov. 13	W	24-13	*LOUISIANA TECH	15,324
Nov. 20	W	20-17	*at New Mexico St.	17,622
		321-321		276,234
Dec. 17	W	42-33	vs. Ball State (Las Vegas Bowl II, Las Vegas)	15,508

### 1994 - 3-8-0 (2-4-0, T-4th)

Sept. 3	L	17-32	UTAH	31,287
Sept. 10	L	16-41	at Colorado St.	28,797
Sept. 17	W	5-0	at Ohio	5,940
Sept. 24	L	21-23	*UNLV	21,302
Sept. 30	L	6-34	at BYU	63,164
Oct. 15	W	7-3	*at Louisiana Tech	5,030
Oct. 22	L	25-27	*SW LOUISIANA	20,016
Oct. 29	L	6-28	*at Pacific	10,085
Nov. 5	L	31-49	E. WASHINGTON	10,211
Nov. 12	L	28-56	*at Nevada	21,562
Nov. 19	W	47-20	*NEW MEXICO ST.	8,819
		209-313		226,213



**COACH:**  
**JOHN L. SMITH**  
(1995-97)  
**16-18-0, .471**  
**Three Seasons**

### 1995 - 4-7-0 (4-2-0, T-2nd)

Sept. 2	L	17-21	*at Arkansas St.	10,117
Sept. 9	L	14-38	BOISE ST.	20,909
Sept. 16	L	21-24	SOUTHERN MISS	15,277
Sept. 30	L	30-32	at San José St.	8,217
Oct. 7	L	17-59	COLORADO ST.	16,071
Oct. 14	W	42-7	*NO. ILLINOIS	17,188
Oct. 21	W	27-14	*at New Mexico St.	13,357
Oct. 28	L	20-40	at Utah	28,837
Nov. 4	L	25-30	*NEVADA	12,833
Nov. 11	W	42-0	*at UNLV	5,041
Nov. 18	W	38-22	*PACIFIC	7,317
		293-287		155,164

### 1996 - 6-5-0 (4-1-0, T-1st)

Aug. 31	W	20-17	UTAH	30,257
Sept. 7	W	57-27	CS NORTH RIDGE	20,120
Sept. 14	L	24-31	at Southern Miss	24,307
Sept. 21	L	17-31	at Oklahoma St.	37,000
Sept. 28	L	20-58	at Texas Tech	39,778
Oct. 4	L	17-45	BYU (#21)	33,119
Oct. 12	W	53-21	*at New Mexico St.	7,839
Oct. 19	W	39-14	*at Boise St.	18,168
Oct. 26	W	35-28	*IDAHO	13,712
Nov. 2	W	21-13	*NORTH TEXAS	11,892
Nov. 9	L	27-54	*NEVADA	20,106
		330-339		256,298

### 1997 - 6-6-0 (4-1-0, T-1st)

Aug. 30	W	21-14	at Utah	33,804
Sept. 6	W	41-7	IDAHO ST.	20,497
Sept. 13	L	24-35	COLORADO ST. (#25)	22,097
Sept. 20	L	22-25	NEW MEXICO	15,112
Oct. 3	L	35-42	at BYU (#24)	65,754
Oct. 11	L	16-24	at Oregon St.	23,210
Oct. 18	W	38-7	*NEW MEXICO ST.	17,251
Oct. 25	W	63-17	*at Idaho	11,103
Nov. 1	W	24-20	*BOISE ST.	18,105
Nov. 15	W	38-19	*at Nevada	22,780
Nov. 22	L	48-51	*at North Texas	6,750
		370-261		256,463
Dec. 29	L	19-35	vs. Cincinnati (Humanitarian Bowl, Boise, Idaho)	16,131



**COACH:**  
**DAVE ARSLANIAN**  
(1998-99)  
**7-15-0, .318**  
**Two Seasons**

### 1998 - 3-8-0 (2-3-0, T-4th)

Sept. 5	L	12-20	UTAH	30,218
Sept. 12	L	36-39***	at New Mexico (3ot)	31,267
Sept. 19	L	6-25	at Colorado (#15)	45,298
Sept. 26	W	47-17	SAM HOUSTON ST.	14,498
Oct. 3	L	16-20	OREGON ST.	11,682
Oct. 10	L	12-53	at Washington	70,210
Oct. 17	L	14-26	*IDAHO	14,206
Oct. 24	L	16-30	*at Boise St.	19,561
Oct. 31	W	29-26**	*at N.M. St. (2ot)	13,312
Nov. 7	L	21-26	*NEVADA	7,500
Nov. 14	W	28-27	*NORTH TEXAS	7,376
		237-309		265,128

### 1999 - 4-7-0 (3-3-0, T-3rd)

Sept. 4	L	7-38	at Georgia (#12)	86,117
Sept. 11	W	51-17	STEPHEN F. AUSTIN	17,489
Sept. 18	L	18-38	at Utah	45,224
Oct. 1	L	31-34*	BYU (ot)	31,220
Oct. 9	W	20-14	*ARKANSAS ST.	18,147
Oct. 16	L	0-40	at Kansas St. (#9)	51,106
Oct. 23	L	3-31	*at Idaho	23,429
Oct. 30	L	27-33	*BOISE ST.	12,213
Nov. 6	L	6-14	*NEW MEXICO ST.	8,129
Nov. 20	W	37-35	*at Nevada	15,171
Nov. 27	W	34-7	*at North Texas	7,115
		234-301		315,360



**COACH:**  
**MICK DENNEHY**  
(2000-04)  
**19-37-0, .339**  
**Five Seasons**

### 2000 - 5-6-0 (4-1-0, 2nd)

Sept. 2	L	16-38	at Texas Tech	35,913
Sept. 9	W	30-14	SOUTHERN UTAH	26,715
Sept. 23	L	20-44	at Arizona St.	46,327
Sept. 30	L	14-35	UTAH	29,814
Oct. 6	L	14-38	at BYU	63,318
Oct. 14	W	17-12	*at North Texas	15,073
Oct. 21	W	31-14	*IDAHO	14,217
Oct. 28	W	44-31	*ARKANSAS ST.	14,926
Nov. 4	W	44-37	*at New Mexico St.	10,213
Nov. 11	L	38-66	*at Boise St.	27,206
Nov. 18	L	24-27	IDAHO ST.	13,877
		292-356		297,599

### 2001 - 4-7-0

Sept. 1	L	19-23	at Utah	36,557
Sept. 8	L	14-31	at LSU (#13)	87,756
Sept. 22	L	42-43	WYOMING	27,235
Sept. 29	L	21-38	OREGON (#6)	28,243
Oct. 5	L	34-54	at BYU (#18)	65,396
Oct. 20	W	28-27	IDAHO ST.	20,875
Oct. 27	W	30-27	CENTRAL FLORIDA	16,135
Nov. 10	W	38-31	at Connecticut	13,207
Nov. 17	W	56-43	WEBER ST.	16,434
Nov. 24	L	13-34	at South Florida	25,136
*Dec. 1	L	21-70	at Fresno St. (#21)	42,881
* - moved due to 9/11.		316-421		379,855

### 2002 - 4-7-0

Aug. 31	L	3-23	UTAH	30,757
Sept. 7	L	13-44	at Nebraska (#9)	78,176
Sept. 14	W	38-33	IDAHO ST.	16,231
Sept. 21	L	7-48	at Iowa	54,211
Sept. 28	L	38-63	at Boise St.	25,161
Oct. 4	L	34-35	BYU	30,341
Oct. 19	W	45-44*	NEW MEXICO (ot)	15,942
Oct. 26	L	48-51**	at UL-Monroe (2 ot)	6,190
Nov. 9	W	32-30	NEW MEXICO ST.	12,291
Nov. 16	W	19-16*	at Troy (ot)	12,348
Nov. 30	L	28-45	at Mid. Tennessee	3,418
		305-432		285,066

### 2003 - 3-9-0 (3-4-0, T-4th)

Aug. 28	L	20-40	at Utah	39,697
Sept. 6	L	7-31	at Nebraska (#23)	77,284
Sept. 13	L	16-26	at Arizona St. (#16)	51,180
Sept. 27	W	28-10	*UL-MONROE	19,215
Oct. 4	L	7-34	at New Mexico	31,435
Oct. 11	L	21-48	WYOMING	26,594
Oct. 18	L	27-37	*at North Texas	17,239
Oct. 25	W	49-0	*ARKANSAS ST.	12,516
Nov. 1	W	41-20	*MID. TENNESSEE	6,988
Nov. 6	L	21-26	*at New Mexico St.	10,318
Nov. 15	L	14-23	*TROY	9,291
Nov. 22	L	13-20	*at Idaho	9,846
		264-315		311,603

### 2004 - 3-8-0 (2-5-0, T-7th)

Sept. 4	L	17-48	at Alabama	82,033
Sept. 11	W	14-7	*IDAHO	20,117
Sept. 18	L	6-48	UTAH (#15)	24,750
Sept. 25	W	31-21	at UNLV	19,116
Oct. 2	L	21-49	*at Troy	20,029
Oct. 9	L	23-31	*NORTH TEXAS	17,895
Oct. 16	L	6-35	at Clemson	77,500
Oct. 30	L	0-21	*at Mid. Tennessee	14,208
Nov. 6	L	25-32	*at UL-Monroe	16,208
Nov. 11	L	7-16	*at Arkansas St.	7,862
Nov. 20	W	34-25	*NEW MEXICO ST.	15,238
		184-333		314,956



**COACH:**  
**BRENT GUY**  
(2005-2008)  
**9-38-0, .191**  
**Four Seasons**

### 2005 - 3-8-0 (2-6-0, T-6th)

Sept. 3	#		NICHOLLS ST.	
Sept. 10	L	7-31	at Utah	44,639
Sept. 24	W	31-24	UNLV	12,408
Oct. 1	L	13-27	*at Idaho	15,006
Oct. 8	W	24-17	*SAN JOSÉ ST.	12,542
Oct. 15	L	21-53	*at Fresno St.	42,701
Oct. 22	L	21-45	*BOISE ST.	12,922
Oct. 29	L	3-35	at Alabama (#5)	81,018
Nov. 5	L	17-27	*LOUISIANA TECH	9,457
Nov. 12	L	23-50	*at Hawai'i	27,892
Nov. 19	L	24-30	*NEVADA	7,153
Nov. 26	W	24-21	*at New Mexico St.	6,702
		208-360		272,440

# - Canceled due to Hurricane Katrina





**2006 – 1-11-0 (1-7-0, T-8th)**

Sept. 2	L	7-38	at Wyoming	18,531
Sept. 9	L	0-20	at Arkansas	69,491
Sept. 16	L	0-48	UTAH	20,082
Sept. 23	L	0-38	at BYU	58,659
Sept. 30	L	21-41	*IDAHO	8,618
Oct. 7	W	13-12	*FRESNO ST.	10,701
Oct. 14	L	14-21	*at San José St.	15,738
Oct. 21	L	35-48	*at Louisiana Tech	14,463
Nov. 4	L	10-63	*HAWAII	10,291
Nov. 11	L	0-42	*at Nevada	8,584
Nov. 18	L	10-49	*at Boise St. (#13)	30,515
Nov. 25	L	20-42	*NEW MEXICO ST.	7,108
		130-462		272,781

**2007 – 2-10-0 (2-6-0, 7th)**

Aug. 30	L	16-23	UNLV	15,102
Sept. 8	L	18-32	at Wyoming	19,443
Sept. 15	L	3-54	at Oklahoma (#3)	84,403
Sept. 22	L	20-23	*SAN JOSÉ ST.	13,685
Sept. 29	L	18-34	at Utah	41,884
Oct. 6	L	37-52	*at Hawai'i (#15)	36,360
Oct. 20	L	28-31	*NEVADA	9,462
Oct. 27	L	21-31	*LOUISIANA TECH	8,543
Nov. 3	L	27-38	*at Fresno St.	32,904
Nov. 10	L	0-52	*BOISE ST. (#19)	18,864
Nov. 17	W	35-17	*at New Mexico St.	7,537
Nov. 24	W	24-19	*at Idaho	8,102
		247-406		230,633

**2008 – 3-9-0 (3-5-0, 7th)**

Aug. 30	L	17-27	at UNLV	18,815
Sept. 6	L	24-66	at Oregon (#18)	28,060
Sept. 13	L	10-58	UTAH (#22)	19,061
Sept. 20	W	42-17	*IDAHO	10,154
Oct. 3	L	14-34	BYU (#8)	23,101
Oct. 11	L	7-30	*at San José St.	20,318
Oct. 18	L	17-44	*at Nevada	13,159
Oct. 25	L	28-30	*FRESNO ST.	14,071
Nov. 1	W	30-14	*HAWAII	12,112
Nov. 8	L	14-49	*at Boise St. (#9)	32,171
Nov. 15	L	38-45	*at Louisiana Tech	15,320
Nov. 29	W	47-2	*NEW MEXICO ST.	9,919
		241-414		216,261



**COACH:  
GARY ANDERSEN  
(2009-12)  
26-24-0, .520  
Four Seasons**

**2009 – 4-8-0 (3-5-0, T-5th)**

Sept. 3	L	17-35	at Utah (#19)	45,333
Sept. 19	L	30-38	at Texas A&M	73,599
Sept. 26	W	53-34	SOUTHERN UTAH	18,472
Oct. 2	L	17-35	at BYU (#20)	64,103
Oct. 10	L	17-20	*at New Mexico St.	15,283
Oct. 17	L	32-35	*NEVADA	15,103
Oct. 24	W	23-21	*LOUISIANA TECH	14,229
Oct. 31	L	27-31	*at Fresno St.	27,721
Nov. 7	L	36-49	*at Hawai'i	31,499
Nov. 14	W	24-9	*SAN JOSÉ ST.	13,276
Nov. 20	L	21-53	*BOISE ST. (#6)	18,777
Nov. 28	W	52-49	*at Idaho	8,532
		349-408		345,927

**2010 – 4-8-0 (2-6-0, 7th)**

Sept. 4	L	24-31	at Oklahoma (#7)	85,151
Sept. 11	W	38-17	IDAHO ST.	18,347
Sept. 18	L	24-41	*FRESNO ST.	19,059
Sept. 25	L	7-41	at San Diego St.	45,682
Oct. 1	W	31-16	BYU	24,152
Oct. 19	L	6-24	*at Louisiana Tech	16,073
Oct. 23	L	7-45	*HAWAII	17,111
Oct. 30	L	42-56	*at Nevada	11,558
Nov. 6	W	27-22	*NEW MEXICO ST.	14,524
Nov. 13	W	38-34	*at San José St.	12,239
Nov. 20	L	6-28	*IDAHO	14,072
Dec. 4	L	14-50	*at Boise St. (#9)	32,101
		264-405		310,069

**2011 – 7-6-0 (5-2-0, 2nd)**

Sept. 3	L	38-42	at Auburn (#19)	82,245
Sept. 10	W	54-17	WEBER ST.	18,239
Sept. 24	L	34-35 **	COLORADO ST. (2ot)	22,559
Sept. 30	L	24-27	at BYU	63,513
Oct. 8	W	63-19	WYOMING	17,561
Oct. 15	L	21-31	*at Fresno St.	28,854
Oct. 22	L	17-24	*LOUISIANA TECH	16,037
Nov. 5	W	35-31	*at Hawai'i	30,301
Nov. 12	W	34-33	*SAN JOSÉ ST.	14,593
Nov. 19	W	49-42 **	*at Idaho (2ot)	8,216
Nov. 26	W	21-17	*NEVADA	15,784
Dec. 3	W	24-21	*at New Mexico St.	13,361
		414-339		334,573
Dec. 17	L	23-24	vs. Ohio (Potato Bowl, Boise, Idaho)	28,076

**2012 – 11-2-0 (6-0-0, 1st)**

Aug. 30	W	34-3	SOUTHERN UTAH	17,009
Sept. 7	W	27-20*	UTAH (ot)	25,513
Sept. 15	L	14-16	at Wisconsin (#22)	79,332
Sept. 22	W	31-19	at Colorado St.	23,374
Sept. 29	W	35-13	UNLV	24,226
Oct. 5	L	3-6	at BYU	63,086
Oct. 13	W	49-27	*at San José St.	15,168
Oct. 20	W	41-7	*NEW MEXICO ST.	17,001
Oct. 27	W	48-17	*at UTSA	23,519
Nov. 3	W	38-7	*TEXAS ST.	17,222
Nov. 17	W	48-41*	*at LA Tech (#19) (ot)	25,614
Nov. 24	W	45-9	*IDAHO	19,350
		454-200		350,414
Dec. 15	W	41-15	vs. Toledo (Potato Bowl, Boise, Idaho)	29,243



Head coach Gary Andersen led Utah State to its first outright conference championship since 1936 and its second-ever bowl win during the 2012 season.



**COACH:  
MATT WELLS  
(2013-18)  
44-34-0, .564  
Six Seasons**

**2013 – 9-5-0 (7-1-0, 1st Mountain)**

Aug. 29	L	26-30	at Utah	45,237
Sept. 7	W	52-20	*at Air Force	32,716
Sept. 14	W	70-6	WEBER ST.	25,513
Sept. 21	L	14-17	at USC	63,482
Sept. 27	W	40-12	*at San José St.	10,533
Oct. 4	L	14-31	BYU	25,513
Oct. 12	L	23-34	*BOISE ST.	25,513
Oct. 19	W	45-10	*at New Mexico	19,773
Nov. 2	W	47-10	*HAWAII	21,428
Nov. 9	W	28-24	*at UNLV	15,062
Nov. 23	W	13-0	*COLORADO ST.	20,284
Nov. 30	W	35-7	*WYOMING	21,325
		445-239		381,149
Dec. 7	L	17-24	at Fresno St. (#24) (Inaugural Mountain West Championship)	31,362
Dec. 26	W	21-14	vs. No. Illinois (#24) (Poinsettia Bowl, San Diego, Calif.)	23,408

**2014 – 10-4-0 (6-2-0, 3rd Mountain)**

Aug. 31	L	7-38	at Tennessee	102,455
Sept. 6	W	40-20	IDAHO ST.	20,249
Sept. 13	W	36-24	WAKE FOREST	20,345
Sept. 20	L	14-21*	at Arkansas St. (ot)	29,029
Oct. 3	W	35-20	at BYU (#18)	64,090
Oct. 11	W	34-16	*AIR FORCE	24,037
Oct. 18	L	13-16	*at Colorado St.	32,546
Oct. 25	W	34-20	*UNLV	20,153
Nov. 1	W	35-14	*at Hawai'i	24,761
Nov. 7	W	20-3	*at Wyoming	14,430
Nov. 15	W	28-21	*NEW MEXICO	19,591
Nov. 21	W	41-7	*SAN JOSÉ ST.	18,428
Nov. 29	L	19-50	*at Boise St. (#25)	33,940
		377-276		424,054
Dec. 20	W	21-6	vs. UTEP (New Mexico Bowl, Albuquerque, N.M.)	28,725

**2015 – 6-7-0 (5-3-0, T-2nd Mountain)**

Sept. 3	W	12-9	SOUTHERN UTAH	21,209
Sept. 11	L	14-24	at Utah (#24)	46,011
Sept. 19	L	17-31	at Washington	59,464
Oct. 3	W	33-18	*COLORADO ST.	22,509
Oct. 10	W	56-14	*at Fresno St.	30,540
Oct. 16	W	52-26	*BOISE ST. (#21)	22,509
Oct. 23	L	14-48	*at San Diego St.	25,898
Oct. 30	W	58-27	*WYOMING	20,964
Nov. 7	L	13-14	*at New Mexico	19,886
Nov. 14	L	28-35	*at Air Force	20,083
Nov. 21	W	31-27	*NEVADA	18,922
Nov. 28	L	28-51	BYU	22,509
		377-347		424,054
Dec. 22	L	21-23	vs. Akron (Potato Bowl, Boise, Idaho)	18,876

**2016 – 3-9-0 (1-7-0, 6th Mountain)**

Sept. 1	W	45-6	WEBER STATE	23,008
Sept. 10	L	7-45	at USC	62,487
Sept. 16	W	34-20	ARKANSAS ST.	21,091
Sept. 24	L	20-27	*AIR FORCE	23,104
Oct. 1	L	10-21	*at Boise St. (#24)	36,602
Oct. 8	L	24-31	*at Colorado St.	32,387
Oct. 22	W	38-20	*FRESNO ST.	15,067
Oct. 28	L	13-40	*SAN DIEGO ST.	17,332
Nov. 5	L	28-52	*at Wyoming	17,837
Nov. 12	L	21-24	*NEW MEXICO	15,212
Nov. 19	L	37-38	*at Nevada	13,390
Nov. 26	L	10-28	at BYU	53,603
		287-352		331,120

**2017 – 6-7-0 (4-4-0, T-4th Mountain)**

Sept. 1	L	10-59	at Wisconsin (#9)	75,324
Sept. 7	W	51-13	IDAHO ST.	19,638
Sept. 16	L	10-46	at Wake Forest	27,971
Sept. 23	W	61-10	*at San José St.	12,426
Sept. 29	W	40-24	BYU	24,112
Oct. 7	L	14-27	*COLORADO ST.	18,004
Oct. 14	L	23-28	*WYOMING	22,234
Oct. 21	W	52-28	*at UNLV	18,157
Oct. 28	L	14-41	*BOISE ST.	19,021
Nov. 4	W	24-10	*at New Mexico	19,293
Nov. 18	W	38-0	*HAWAII	17,650
Nov. 25	L	35-38	*at Air Force	17,252
		392-350		330,205
Dec. 29	L	20-26*	vs. N.M. St. (ot) (Arizona Bowl, Tucson, Ariz.)	39,132

**2018 – 11-2-0 (7-1-0, 2nd Mountain)**

Aug. 31	L	31-38	at Michigan St. (#11)	73,114
Sept. 8	W	60-13	NEW MEXICO ST.	18,223
Sept. 13	W	73-12	TENNESSEETECH	15,011
Sept. 22	W	42-32	*AIR FORCE	22,720
Oct. 5	W	45-20	at BYU	58,087
Oct. 13	W	59-28	*UNLV	21,212
Oct. 20	W	24-16	*at Wyoming	18,378
Oct. 27	W	61-19	*NEW MEXICO	16,119
Nov. 3	W	56-17	*at Hawai'i	21,476
Nov. 10	W	62-24	*SAN JOSÉ ST.	19,017
Nov. 17	W	29-24	*at Colorado St.	19,226
Nov. 24	L	24-33	*at Boise St. (#21)	35,960
		618-289		338,543
Dec. 15	W	52-13	~vs. North Texas (New Mexico Bowl, Albuquerque, N.M.) ~ Frank Maile served as interim coach for bowl.	25,387





**COACH:  
GARY ANDERSEN  
(2019-20)  
7-9-0, .438  
Two Seasons**

**2019 – 7-6-0 (6-2-0, 3rd Mountain)**

Aug. 30	L	35-38	at Wake Forest	29,027
Sept. 7	W	62-7	STONY BROOK	22,247
Sept. 21	W	23-17	*at San Diego St.	27,367
Sept. 28	W	34-24	*COLORADO ST.	20,017
Oct. 5	L	6-42	at LSU (#5)	100,266
Oct. 19	W	36-10	*NEVADA	15,240
Oct. 26	L	7-31	*at Air Force	19,248
Nov. 2	L	14-42	BYU	25,472
Nov. 9	W	37-35	*at Fresno St.	32,037
Nov. 16	W	26-21	*WYOMING	16,364
Nov. 23	L	21-56	*BOISE ST. (#20)	18,315
Nov. 30	W	38-25	*at New Mexico	11,611
		380-399		337,211
Dec. 20	L	41-51	vs. Kent St. (Frisco Bowl, Frisco, Texas)	12,120

**2020 – 1-5-0 (1-5-0, 11th)**

Oct. 24	L	13-42	*at Boise State	0
Oct. 31	L	7-38	*SAN DIEGO ST.	5,116
Nov. 5	L	9-34	*at Nevada	250
Nov. 14	L	16-35	~*FRESNO ST.	0
Nov. 19	Canceled		~*at Wyoming	0
Nov. 26	W	41-27	~*NEW MEXICO	198
Dec. 3	L	7-25	~*AIR FORCE	3,025
Dec. 12	Canceled		~*at Colorado St.	0
		93-211		8,589

~ Frank Maile served as interim coach starting with game 4.



**COACH:  
BLAKE ANDERSON  
(2021-)  
17-10-0, .630  
Two Seasons**

**2021 – 11-3-0 (6-2-0, 1st)**

Sept. 4	W	26-23	at Washington St.	24,944
Sept. 10	W	48-24	NORTH DAKOTA	18,124
Sept. 18	W	49-45	*at Air Force	20,264
Sept. 25	L	3-27	*BOISE ST.	23,715
Oct. 1	L	20-34	BYU (#13)	25,240
Oct. 16	W	28-24	*at UNLV	21,322
Oct. 22	W	26-24	*COLORADO ST.	21,423
Oct. 30	W	51-31	*HAWAII	19,219
Nov. 6	W	35-13	at New Mexico St.	7,802
Nov. 13	W	48-17	*at San José St.	15,135
Nov. 20	L	17-44	*WYOMING	20,547
Nov. 26	W	35-10	*at New Mexico	11,046
		456-342		272,122
Dec. 4	W	46-13	at San Diego St. (#19) (Mountain West Championship)	13,445
Dec. 18	W	24-13	vs. Oregon St. (LA Bowl, Inglewood, Calif.)	29,896



Head coach Blake Anderson led Utah State to its first-ever Mountain West Championship, its first-ever bowl win against a Power 5 opponent and a school-record-tying 11 wins in 2021.

**2022 – 6-7-0 (5-3-0, T-2nd)**

Aug. 27	W	31-20	UCONN	19,553
Sept. 3	L	0-55	at Alabama (#1)	98,321
Sept. 10	L	7-35	WEBER ST.	17,781
Sept. 24	L	24-34	*UNLV	17,454
Sept. 29	L	26-38	at BYU (#19)	59,417
Oct. 8	W	34-27	*AIR FORCE	19,105
Oct. 15	W	17-13	*at Colorado St.	35,009
Oct. 22	L	14-28	*at Wyoming	21,420
Nov. 5	W	27-10	*NEW MEXICO	14,154
Nov. 12	W	41-34	*at Hawai'i	8,862
Nov. 19	W	35-31	*SAN JOSÉ ST.	13,677
Nov. 25	L	23-42	*at Boise St.	31,402
		456-342		366,498
Dec. 27	L	10-38	vs. Memphis (First Responder Bowl, Dallas, Texas)	10,343





/// 125 SEASONS IN 131 YEARS ///

Year	Coach	Overall	Home	Away	Neutral	Conf. Rec.	Conf. Finish
1892	None	1-0-0	1-0-0	0-0-0	0-0-0		
1893	No Team						
1894	No Team						
1895	No Team						
1896	Mayo	0-1-0	0-1-0	0-0-0	0-0-0		
1897	No Team						
1898	Dunning	0-1-0	0-1-0	0-0-0	0-0-0		
1899	Langton	1-0-0	1-0-0	0-0-0	0-0-0		
1900	Langton	0-1-0	0-1-0	0-0-0	0-0-0		
1901	Richards	3-2-1	3-1-1	0-1-0	0-0-0		
1902	Campbell	0-4-0	0-2-0	0-2-0	0-0-0		
1903	Campbell	3-0-0	3-0-0	0-0-0	0-0-0		
1904	Campbell	4-8-0	3-0-0	1-8-0	0-0-0		
1905	Campbell	2-2-1	2-1-1	0-1-0	0-0-0		
1906	Campbell	3-1-0	3-0-0	0-1-0	0-0-0		
1907	Walker	7-0-0	6-0-0	1-0-0	0-0-0		
1908	Walker	4-2-0	4-1-0	0-1-0	0-0-0		
1909	Teetzel	2-2-1	2-2-1	0-0-0	0-0-0		
1910	Teetzel	5-2-0	2-1-0	3-1-0	0-0-0		
1911	Teetzel	5-0-0	3-0-0	2-0-0	0-0-0		
1912	Teetzel	4-2-1	4-0-0	0-2-1	0-0-0		
1913	Teetzel	3-3-0	1-1-0	2-2-0	0-0-0		
1914	Teetzel	2-5-0	2-2-0	0-3-0	0-0-0		
1915	Teetzel	3-4-0	3-1-0	0-3-0	0-0-0		
1916	Watson	1-5-1	1-3-1	0-2-0	0-0-0	0-3-0	8th
1917	Watson	7-0-1	5-0-0	2-0-1	0-0-0	4-0-0	2nd
1918	Pickering	No Games					
1919	Romney	5-2-0	3-0-0	2-2-0	0-0-0	3-2-0	4th
1920	Romney	4-2-1	2-1-0	2-1-1	0-0-0	2-1-0	4th
1921	Romney	7-1-0	4-1-0	3-0-0	0-0-0	4-0-0	1st
1922	Romney	5-4-0	2-1-0	3-3-0	0-0-0	3-3-0	5th
1923	Romney	5-2-0	1-2-0	4-0-0	0-0-0	4-2-0	4th
1924	Romney	4-2-1	2-0-0	2-2-1	0-0-0	3-2-1	4th
1925	Romney	6-1-0	3-0-0	3-1-0	0-0-0	5-1-0	2nd
1926	Romney	5-1-2	2-0-0	3-1-2	0-0-0	4-1-2	T-3rd
1927	Romney	3-4-1	3-1-0	0-3-1	0-0-0	3-3-1	7th
1928	Romney	5-3-1	3-0-0	1-3-1	1-0-0	4-2-1	4th
1929	Romney	3-4-0	0-1-0	3-2-0	0-1-0	3-4-0	9th
1930	Romney	3-5-1	2-1-1	1-4-0	0-0-0	3-4-1	8th
1931	Romney	6-2-0	4-0-0	2-2-0	0-0-0	5-2-0	2nd
1932	Romney	4-4-0	4-0-0	0-4-0	0-0-0	3-3-0	7th
1933	Romney	4-4-0	3-0-0	1-4-0	0-0-0	4-3-0	6th
1934	Romney	5-1-1	2-0-1	3-1-0	0-0-0	5-1-1	4th
1935	Romney	5-2-1	5-0-0	0-2-1	0-0-0	5-1-1	2nd
1936	Romney	7-0-1	3-0-0	4-0-1	0-0-0	6-0-1	1st
1937	Romney	2-4-2	2-1-1	0-3-1	0-0-0	2-4-1	7th
1938	Romney	4-4-0	2-2-0	2-2-0	0-0-0	3-3-0	5th
1939	Romney	3-4-1	1-2-1	2-2-0	0-0-0	2-3-1	5th
1940	Romney	2-5-1	2-2-0	0-3-1	0-0-0	2-4-0	5th
1941	Romney	0-8-0	0-4-0	0-4-0	0-0-0	0-6-0	7th
1942	Romney	6-3-1	2-1-0	4-2-1	0-0-0	2-3-1	4th
1943	No Games						
1944	Romney	3-3-0	2-2-0	1-1-0	0-0-0	0-2-0	4th
1945	Romney	4-3-0	3-0-0	1-3-0	0-0-0	1-3-0	4th
1946	Romney	7-2-1	4-0-1	3-1-0	0-1-0	4-1-1	T-1st
1947	Romney	6-5-0	4-1-0	2-3-0	0-1-0	3-3-0	T-3rd
1948	Romney	5-6-0	4-1-0	1-5-0	0-0-0	2-3-0	4th
1949	Melinkovich	3-7-0	2-2-0	1-5-0	0-0-0	1-3-0	5th
1950	Melinkovich	2-9-0	1-4-0	1-5-0	0-0-0	0-5-0	6th
1951	Roning	3-5-1	2-2-0	1-3-1	0-0-0	2-4-1	6th
1952	Roning	3-7-1	2-4-0	1-3-1	0-0-0	3-4-0	T-5th
1953	Roning	8-3-0	4-1-0	4-2-0	0-0-0	5-2-0	2nd
1954	Roning	4-6-0	2-2-0	2-4-0	0-0-0	4-3-0	3rd
1955	Faunce	4-6-0	3-1-0	1-5-0	0-0-0	3-4-0	5th
1956	Faunce	6-4-0	3-1-0	3-3-0	0-0-0	4-3-0	T-3rd
1957	Faunce	2-7-1	1-3-0	1-4-1	0-0-0	1-5-1	8th
1958	Faunce	3-7-0	1-3-0	2-4-0	0-0-0	1-5-0	7th
1959	Ralston	5-6-0	3-1-0	2-5-0	0-0-0	2-5-0	T-5th
1960	Ralston	9-2-0	4-0-0	5-1-0	0-1-0	5-1-0	T-1st
1961	Ralston	9-1-1	4-0-0	5-0-1	0-1-0	4-0-1	T-1st
1962	Ralston	8-2-0	4-0-0	4-2-0	0-0-0		
1963	Knap	8-2-0	3-1-0	5-1-0	0-0-0		
1964	Knap	5-4-1	3-0-1	2-4-0	0-0-0		
1965	Knap	8-2-0	4-0-0	4-2-0	0-0-0		
1966	Knap	4-6-0	1-2-0	3-4-0	0-0-0		
1967	Mills	7-2-1	3-0-0	3-2-1	1-0-0		
1968	Mills	7-3-0	4-0-0	3-3-0	0-0-0		
1969	Mills	3-7-0	0-4-0	3-3-0	0-0-0		

Year	Coach	Overall	Home	Away	Neutral	Conf. Rec.	Conf. Finish
1970	Mills	5-5-0	1-2-0	4-3-0	0-0-0		
1971	Mills	8-3-0	4-1-0	4-2-0	0-0-0		
1972	Mills	9-2-0	5-0-0	4-2-0	0-0-0		
1973	Krueger	7-4-0	2-2-0	5-2-0	0-0-0		
1974	Krueger	8-3-0	4-1-0	4-2-0	0-0-0		
1975	Krueger	6-5-0	2-2-0	4-3-0	0-0-0		
1976	Snyder	3-8-0	3-2-0	0-6-0	0-0-0		
1977	Snyder	4-7-0	2-2-0	2-5-0	0-0-0		
1978	Snyder	7-4-0	3-3-0	3-1-0	1-0-0	4-1-0	T-1st
1979	Snyder	7-3-1	3-1-0	4-2-1	0-0-0	4-0-1	T-1st
1980	Snyder	6-5-0	2-2-0	4-3-0	0-0-0	4-1-0	2nd
1981	Snyder	5-5-1	3-1-0	2-4-1	0-0-0	4-1-0	2nd
1982	Snyder	5-6-0	4-0-0	1-6-0	0-0-0	2-4-0	T-4th
1983	Pella	5-6-0	4-1-0	1-5-0	0-0-0	3-3-0	T-3rd
1984	Pella	1-10-0	1-4-0	0-6-0	0-0-0	1-6-0	T-7th
1985	Pella	3-8-0	1-3-0	2-5-0	0-0-0	3-4-0	5th
1986	Shelton	3-8-0	2-2-0	1-6-0	0-0-0	3-4-0	T-4th
1987	Shelton	5-6-0	2-2-0	3-4-0	0-0-0	4-3-0	T-2nd
1988	Shelton	4-7-0	4-1-0	0-6-0	0-0-0	4-3-0	T-3rd
1989	Shelton	4-7-0	1-3-0	3-4-0	0-0-0	4-3-0	3rd
1990	Shelton	5-5-1	4-1-0	1-4-1	0-0-0	5-1-1	T-2nd
1991	Shelton	5-6-0	3-1-0	2-5-0	0-0-0	5-2-0	3rd
1992	Weatherbie	5-6-0	3-2-0	2-4-0	0-0-0	4-2-0	T-2nd
1993	Weatherbie	7-5-0	3-2-0	3-3-0	1-0-0	5-1-0	T-1st
1994	Weatherbie	3-8-0	1-4-0	2-4-0	0-0-0	2-4-0	T-4th
1995	Smith	4-7-0	2-4-0	2-3-0	0-0-0	4-2-0	T-2nd
1996	Smith	6-5-0	4-2-0	2-3-0	0-0-0	4-1-0	T-1st
1997	Smith	6-6-0	3-2-0	3-3-0	0-1-0	4-1-0	T-1st
1998	Arslanian	3-8-0	2-4-0	1-4-0	0-0-0	2-3-0	T-4th
1999	Arslanian	4-7-0	2-3-0	2-4-0	0-0-0	3-3-0	T-3rd
2000	Dennehy	5-6-0	3-2-0	2-4-0	0-0-0	4-1-0	2nd
2001	Dennehy	4-7-0	3-2-0	1-5-0	0-0-0		
2002	Dennehy	4-7-0	3-2-0	1-5-0	0-0-0		
2003	Dennehy	3-9-0	3-2-0	0-7-0	0-0-0	3-4-0	T-4th
2004	Dennehy	3-8-0	2-2-0	1-6-0	0-0-0	2-5-0	T-7th
2005	Guy	3-8-0	2-3-0	1-5-0	0-0-0	2-6-0	T-6th
2006	Guy	1-11-0	1-4-0	0-7-0	0-0-0	1-7-0	T-8th
2007	Guy	2-10-0	0-5-0	2-5-0	0-0-0	2-6-0	7th
2008	Guy	3-9-0	3-3-0	0-6-0	0-0-0	3-5-0	7th
2009	G. Andersen	4-8-0	3-2-0	1-6-0	0-0-0	3-5-0	T-5th
2010	G. Andersen	4-8-0	3-3-0	1-5-0	0-0-0	2-6-0	7th
2011	G. Andersen	7-6-0	4-2-0	3-3-0	0-1-0	5-2-0	2nd
2012	G. Andersen	11-2-0	6-0-0	4-2-0	1-0-0	6-0-0	1st
2013	Wells	9-5-0	4-2-0	4-3-0	1-0-0	7-1-0	1st-MD
2014	Wells	10-4-0	6-0-0	3-4-0	1-0-0	6-2-0	3rd-MD
2015	Wells	6-7-0	5-1-0	1-5-0	0-1-0	5-3-0	T-2nd-MD
2016	Wells	3-9-0	3-3-0	0-6-0	0-0-0	1-7-0	6th-MD
2017	Wells	6-7-0	3-3-0	3-3-0	0-1-0	4-4-0	T-4th-MD
2018	Wells	10-2-0	6-0-0	4-2-0	1-0-0	7-1-0	2nd-MD
2018	Maile (Interim)	1-0-0	0-0-0	0-0-0	1-0-0	0-0-0	---
2019	G. Andersen	7-6-0	4-2-0	3-3-0	0-1-0	6-2-0	3rd-MD
2020	G. Andersen	0-3-0	0-1-0	0-2-0	0-0-0	0-3-0	11th
2020	Maile (Interim)	1-2-0	1-2-0	0-0-0	0-0-0	1-2-0	---
2021	B. Anderson	11-3-0	3-3-0	7-0-0	1-0-0	6-2-0	1st
2022	B. Anderson	6-7-0	4-2-0	2-4-0	0-1-1	5-3-0	T-2nd-MD

Totals	
Overall	576-563-31 (.506)
Home	332-184-10 (.641)
Away	235-368-21 (.393)
Neutral	10-11-0 (.476)
Conference	288-247-18 (.537)

**CONFERENCE AFFILIATIONS**  
 1916-37 — Rocky Mountain Athletic Conference  
 1938-61 — Mountain States Conference/Skyline  
 1962-77 — Independent  
 1978-2000 — PCAA/Big West Conference  
 2001-02 — Independent  
 2003-04 — Sun Belt Conference  
 2005-12 — Western Athletic Conference  
 2013-pres. — Mountain West Conference





/// ALL-TIME UTAH STATE COACHING RECORDS ///

Table with columns: Years, Coach (alma mater), Seasons, Overall (Won, Lost, Tied\*, Pct.), Conference (Won, Lost, Tied, Pct.), Conf. Champ., Bowls. Includes totals for Utah State and individual coaches like Gary Andersen and Frank Maile.

\* Frank Maile served as an interim coach for the bowl game in 2018 and for three games in 2020.

~ Two wins against Japanese teams during the 1971 season are added to Chuck Mills coaching record. However, they do not count as team wins.

/// ALL-TIME HOMECOMING RESULTS ///

Table with columns: Date, Opponent, Attn., W/L, Score. Lists homecoming games from 1929 to 2021, including opponents like Colorado College, Brigham Young, and various conference schools.

All-Time Homecoming Record: 57-33-2 (.630)

