

UTAH STATE

2020-21 MEN'S BASKETBALL

23 NCAA Tournament Selections: 1939, 1962, 1963, 1964, 1970, 1971, 1975, 1979, 1980, 1983, 1988, 1998, 2000, 2001, 2003, 2005, 2006, 2009, 2010, 2011, 2019, 2020, 2021

2020-21 SCHEDULE

ALL: 20-8 | H: 10-2 | A: 7-3 | N: 3-3 | MW: 15-4

Rank: AP Top 25/USA Today Coaches' Poll

NOVEMBER (1-2)

25	-/-	-/-	vs VCU [^]	L, 69-85
26	-/-	-/-	vs South Dakota State [^]	L, 59-83
27	-/-	-/-	vs Northern Iowa [^]	W, 82-71

DECEMBER (5-1)

5	-/-	-/-	BYU	L, 64-67
8	-/-	-/-	COLLEGE OF IDAHO	W, 90-64
12	-/-	-/-	at Weber State	Canceled
15	-/-	-/-	DIXIE STATE	Canceled
18	-/-	-/-	NORTHERN COLORADO	W, 63-50
21	-/-	-/-	SAN JOSÉ STATE*	W, 107-62
23	-/-	-/-	SAN JOSÉ STATE*	W, 85-52
31	-/-	-/-	at Air Force*	W, 83-48

JANUARY (7-2)

2	-/-	-/-	at Air Force*	W, 72-53
6	-/-	-/-	at New Mexico* (Lubbock, Texas)	W, 77-45
8	-/-	-/-	at New Mexico* (Lubbock, Texas)	W, 82-46
14	-/-	RV/RV	SAN DIEGO STATE*	W, 57-45
16	-/-	RV/RV	SAN DIEGO STATE*	W, 64-59
19	RV/-	-/-	COLORADO STATE*	W, 83-64
21	RV/-	-/-	COLORADO STATE*	L, 76-84
25	-/-	-/-	at UNLV*	L, 56-59
27	-/-	-/-	at UNLV*	W, 83-74

FEBRUARY (3-2)

4	-/-	-/-	at Fresno State*	W, 69-53
6	-/-	-/-	at Fresno State*	PPD
10	-/RV	-/-	WYOMING*	PPD
12	-/RV	-/-	WYOMING*	Canceled
17	RV/RV	-/RV	at Boise State*	L, 70-79
19	RV/RV	-/RV	at Boise State*	L, 77-81
26	-/-	-/-	NEVADA*	W, 75-72
28	-/-	-/-	NEVADA*	W, 87-66

MARCH (4-1)

4	-/-	-/-	WYOMING*	W, 72-59
6	-/-	-/-	at Fresno State*	W, 57-51
11	-/-	-/-	vs UNLV#	W, 74-53
12	-/-	-/-	vs Colorado State#	W, 62-50
13	-/-	-/-	vs San Diego State#	L, 68-57
19	-/-	-/-	vs Texas Tech#	11:45 a.m.

* - Denotes Mountain West game

[^] - Bad Boy Mowers Crossover Classic (Sioux Falls, S.D.)

- MW Tournament

% - NCAA Tournament

HOME GAMES IN CAPS

Utah State Athletic Media Relations
7400 Old Main Hill • Logan, Utah 84322-7400
Kyle Cottam, Assistant AD for Media Relations
(435) 817-7702 • kyle.cottam@usu.edu

NCAA FIRST ROUND - VS TEXAS TECH (17-10)

MARCH 19 | BLOOMINGTON, IND. (ASSEMBLY HALL) | AGGIE SPORTS NETWORK | TNT

USU ANTICIPATED STARTERS



22

BROCK MILLER

6-5 • 200 • GUARD • JUNIOR
SANDY, UTAH | BRIGHTON HS

8.9 ppg | 1.8 rpg | 0.9 apg | 0.5 spg
FG% .389 (81-of-208) | 3PT% .369 (55-of-149) | FT% .714 (15-of-21)




23

NEEMIAS QUETA

7-0 • 245 • CENTER • JUNIOR
BARREIRO, PORTUGAL • BENFICA SL B

15.1 ppg | 10.0 rpg | 3.2 bpg | 2.5 apg | 1.1 spg
FG% .557 (162-of-291) | 3PT% .000 (0-of-2) | FT% .710 (98-of-138)




24

ROLLEE WORSTER

6-3 • 200 • GUARD • FRESHMAN
MISSOULA, MONT. • HELLGATE HS

9.2 ppg | 3.8 rpg | 3.6 apg | 1.0 spg | 0.2 bpg
FG% .410 (84-of-205) | 3PT% .276 (21-of-76) | FT% .804 (41-of-51)




34

JUSTIN BEAN

6-7 • 210 • FORWARD • JUNIOR
MOORE, OKLA. | SOUTHWEST MOORE HS

11.3 ppg | 7.7 rpg | 1.9 apg | 1.3 spg | 0.3 bpg
FG% .516 (126-of-244) | 3PT% .238 (10-of-42) | FT% .833 (55-of-66)



44

MARCO ANTHONY

6-5 • 225 • GUARD • RS-JUNIOR
SAN ANTONIO, TEXAS | VIRGINIA

10.0 ppg | 5.0 rpg | 3.1 apg | 0.9 spg | 0.4 bpg
FG% .408 (97-of-238) | 3PT% .344 (21-of-61) | FT% .618 (55-of-89)

SERIES AT A GLANCE



SERIES TIED 2-2

H: 1-0; A: 0-1; N: 1-1



73.3	<<	POINTS	73.0
62.3	<<	POINTS ALLOWED	63.4
+11.0	<<	SCORING MARGIN	+9.6
.446	<<	FIELD GOAL %	.443
.389	<<	DEFENSIVE FG%	.410
.336		3-POINT FG%	>> .346
.331	<<	DEF. 3-PT FG%	.350
.726	<<	FREE THROW %	.711
12.6	<<	OFF. REBOUNDS	11.7
40.8	<<	REBOUNDS	35.1
16.3	<<	ASSISTS	13.1
13.6		TURNOVERS	>> 11.0
6.8		STEALS	>> 7.3
4.9	<<	BLOCKS	4.1
15.1	<<	FOULS	17.4

OPENING TIPS

• Utah State men's basketball will be making its 22nd NCAA Tournament appearance all-time, including its 10th in the last 22 years, when the 11th-seeded Aggies face sixth-seeded Texas Tech in the first round of the South Region on Friday, March 19, in Bloomington, Ind.

• This will be the first time that Utah State and Texas Tech will be playing one another in the NCAA Tournament. Overall, the series is tied at 2-2 as the two teams last faced one another in 2016.

• Utah State received an at-large berth to the NCAA Tournament for just the third time in school history, joining the 2006 and 2010 teams, that were both 12th seeds.

• Utah State is making its second-straight NCAA Tournament appearance and last won a game in the NCAA Tournament in 2001, when the 12th-seeded Aggies recorded a 77-68 overtime win against fifth-seeded Ohio State in the first round. USU earned the Mountain West's automatic bid to the 2020 NCAA Tournament before it was canceled due to the COVID-19 pandemic.

• Utah State has played in the NCAA Tournament 13 previous times since seedings started in 1980 and this is the third time it has been an 11 seed. Overall, USU has been listed as an eighth seed once (2019), a 10th seed twice (1983, 1988), an 11th seed three times (1980, 2009, 2021), a 12th seed six times (1998, 2000, 2001, 2006, 2010, 2011), a 14th seed once (2005) and a 15th seed once (2003).

• Junior center **Neemias Queta** is one of only two players in the NCAA since the 1992-93 season to average more than 14.5 points, 9.5 rebounds, 3.0 blocks, 2.5 assists and 1.0 steals per game (Bo Outlaw, Houston, 1992-93).

• **Queta** is the only player in the nation with 65 or more assists and 65 or more blocks, totaling 71 assists and 90 blocks during the 2020-21 campaign.

• **Queta** leads the nation in defensive win shares (2.8) and defensive box plus/minus (6.6), and is in the top-20 in total blocks (90, 2nd), double-doubles (15, 4th), total rebounds (281, 6th), total rebounds per game (10.0, 18th) and defensive rebounds per game (7.14, 19th). Queta leads the Mountain West in field goal percentage (.557), 2-point field goals (162), defensive rebounds (200), total rebounds (281), blocks (90), rebounds per game (10.0), blocks per game (3.2), player efficiency (30.8), effective field goal percentage (.557), defensive rebound percentage (26.8), total rebound percentage (19.0), block percentage (13.0), defensive rating (80.6), win shares (5.6) and box plus/minus (11.9).

• **Queta** is one of 10 semifinalists, one of just three outside the Power 5, for the Naismith Defensive Player of the Year Award and leads the nation in defensive win shares (2.8) and defensive box plus/minus (6.6). Queta's 90 total blocks this season ranks second in the nation, while his average of 3.21 per game ranks third.

• **Queta** was named the National Defensive Player of the Year by Bleacher Report and the Mountain West Defensive Player of the Year by both the Mountain West coaches and media. Queta was named the MW Player of the Year by the MW media and to the all-MW first team by both the media and coaches.

• Over the course of his career, **Queta** has a school-record 212 total blocks to rank fifth in Mountain West history. Queta has recorded 137 of those rejections in league play to rank second all-time in MW history.

UTAH STATE MEN'S BASKETBALL

2020-21 MW STANDINGS

	MW			Overall		
San Diego State	14-3	0.824	23-4	0.852	W14	
Utah State	15-4	0.789	20-8	0.714	L1	
Colorado State	14-4	0.778	18-6	0.750	L1	
Boise State	14-6	0.700	18-8	0.692	L4	
Nevada	10-7	0.588	16-10	0.615	L1	
Fresno State	9-11	0.450	12-12	0.500	L1	
UNLV	8-10	0.444	12-15	0.444	L1	
Wyoming	7-9	0.438	14-11	0.560	L1	
San José State	3-13	0.188	5-16	0.238	L5	
Air Force	3-17	0.150	5-20	0.200	L3	
New Mexico	2-15	0.118	6-16	0.273	L3	

This Week in the MW

Friday, March 19

NCAA Tournament

#11 Utah State vs #6 Texas Tech

#6 San Diego State vs #11 Syracuse

NIT

#1 Colorado State vs #4 Buffalo

#2 Boise State vs #3 SMU

2020-21 MW PRESEASON POLL

Rank	School (First-place votes)	Points
1	San Diego State (14)	211
2	Boise State (4)	188
3	Utah State (2)	177
4	UNLV	160
5	Colorado State	141
6	Nevada	114
7	New Mexico	106
8	Fresno State	93
9	Wyoming	59
10	Air Force	39
11	San José State	32

WHERE TO LISTEN

Every Utah State men's basketball game can be heard live on the Aggie Radio Network. **Scott Garrard** serves as the play-by-play announcer, while former USU men's basketball director of operations **Lance Beckert** will provide color analysis. Games can also be heard on the Internet (www.UtahStateAggies.com) by clicking on the 'Listen Live' link, as well as on the TuneIn App.

- **Salt Lake City:** KZNS (1280 AM/97.5 FM)
- **Logan:** KBLU-LP (92.3 FM)
- **Cache Valley:** KACH (1340 AM/105.5 FM)
- **Price:** KRXP (95.3 FM)
- **Green River:** KRXP (102.7 FM)
- **Moab:** KRXP (100.3 FM)
- **Orangeville:** KRXP (95.9 FM)

AND THE AWARD GOES TO...

- Junior center **Neemias Queta**:

Mountain West Player of the Year (Media)

Mountain West Defensive Player of the Year (Media/Coaches)

First-team all-Mountain West (Media/Coaches)

AP Honorable Mention All-American

USBWA District VIII Player of the Year

NABC all-District 17 (first-team)

MW all-tournament team

Defensive Player of the Year (BleacherReport)

- Junior forward **Justin Bean**:

Second-team all-Mountain West (Media/Coaches)

Mountain West all-tournament team

- Redshirt junior guard **Marco Anthony**:

Mountain West all-defensive team (Coaches)

- Senior forward **Alphonso Anderson**:

Mountain West Sixth Man of the Year (Coaches)

- Junior guard **Brock Miller**:

Honorable mention all-Mountain West (Media)

AGGIE CENTURION

Junior guard **Brock Miller** appeared in his 100th career game for the Aggies in the MW Tournament Championship, becoming the 32nd player in school history to appear in 100 or more games for Utah State.

SIGN HIM UP

Utah State Vice President and Director of Athletics **John Hartwell** announced in February a contract extension for head men's basketball coach **Craig Smith**, extending his tenure with the Aggies through the 2025-26 season.

AGGIES IN MARCH

Utah State is 12-2 during the month of March under head coach Craig Smith.

BACK TO THE OLD STOMPING GROUNDS

Freshman guard Steven Ashworth served a two-year mission for the Church of Jesus Christ of Latter-day Saints in Indianapolis, serving 10.5 months in Indianapolis and a few months in Bloomington.

BACK ON THE DANCE FLOOR

Utah State has four players on its current roster with NCAA Tournament appearance as Miller and Queta both started against Washington in 2019, while Bean came off the bench. Furthermore, Anthony was a member of Virginia's 2019 National Championship team. Miller scored 13 points and had five rebounds against the Huskies, while Queta had 11 points, nine rebounds and two blocks, and Bean had six points and five rebounds.

UTAH STATE GLASS EATERS

- Utah State has outrebounded every opponent this season and is 72-16 under Smith when winning the battle of the boards. The Aggies rank second in the nation with a rebounding margin of 10.6.

- Over the last three years under head coach Craig Smith, the Aggies have lost the battle of the boards only nine times.

OPPORTUNISTIC AGGIES

- Utah State has pulled down double-digit offensive rebounds in all but four games this season and

led the MW with 12.8 offensive rebounds per game in league play. The Aggies have scored 341 second-chance points this season, making up more than 15 percent of their total points.

- Utah State has close to a 2-to-1 advantage in second-chance points as the Aggies have totaled 341 to their opponent's 196.

ASK SHERWIN-WILLIAMS

Utah State has scored 904 points in the paint this season, outscoring all but four opponents from inside. The 904 points represents almost 45 percent of the Aggies' total points this season.

USU VS THE BIG 12

Utah State is 11-15 (.423) all-time against current members of the Big 12 Conference, which includes a 1-3 record in the NCAA Tournament, as it lost to Oklahoma (50-39) and defeated Texas (51-49) in 1939, lost to Kansas (64-61) in 2003, and lost to Kansas State (73-68) in 2011. The last time USU defeated a Big 12 opponent was on Dec. 12, 1987, when it posted an 80-75 win at Texas.

MW VS B12 IN THE TOURNEY

The Mountain West is 3-5 all-time against Big 12 teams in the NCAA Tournament with its last win coming in 2018 when seventh-seeded Nevada defeated 10th-seeded Texas in overtime, 87-83.

USU VS AP RANKED TEAMS

Utah State is 18-104 all-time against Associated Press ranked teams, including a 2-5 record under head coach Craig Smith. USU lost to 19th-ranked San Diego State (68-57) in its last game in the Mountain West Championship. The last time USU defeated an AP ranked team was when it posted a 59-56 win against fifth-ranked San Diego State in the championship game of the 2020 Mountain West Tournament.

USU IN THE HOOSIER STATE

Utah State is 2-5 all-time in games played in the state of Indiana and this will be its first game in the Hoosier state since losing at Valparaiso, 72-65, during the 2017-18 season. All-time in road games in the state of Indiana, USU is 1-0 against Evansville and Butler, 0-1 against IPFW and Valparaiso, and 0-2 against Indiana. USU's last win in the state was when it posted a 90-89 win at Evansville during the 1971-72 season.

AMONG THE NATION'S BEST

The Aggies rank second in the nation in rebounding margin (10.6), ninth in rebounds per game (40.52), 16th in defensive field goal percentage (.396), 19th in total assists (412) and blocks (116), 22nd in scoring defense (62.9), 23rd in assists per game (16.5) and scoring margin (11.5) and 24th in total rebounds (1,013).

ADVANCED ANALYTICS (HOOPPOWER)

- The best rebounding team in the nation based on total rebounding percentage (0.576); the ninth-most efficient defense team in the nation based on Adjusted Defensive Points per Possession (0.93), and the 12th-best offensive rebounding team in the nation based on offensive rebounding percentage (36.0).

- Junior center **Neemias Queta** ranks as the third-most valuable player in the nation over the past four

weeks, when ranked by average game score (21.64), trailing only Maxwell Abmas (Oral Roberts) and Kendrick Davis (SMU). And, Queta ranks as the fifth-most valuable big man in the nation, when ranked by win shares (4.9), trailing only Luka Garza (Iowa), Evan Mobley (USC), Cameron Krutwig (Loyola-Chicago) and Drew Timme (Gonzaga).

- Junior forward **Justin Bean** ranks as the seventh-best power forward in the nation, when ranked by win shares (3.8), trailing only Terry Taylor (Austin Peay), Oscar da Silva (Stanford), Grant Basile (Wright State), Sam Hauser (Virginia), Donovan Gregory (Appalachian State) and Collin Welp (UC Irvine).

BEST IN THE MOUNTAIN WEST

- Utah State is atop the Mountain West rebounds per game (40.6), rebounds allowed (30.5), defensive rebounds (28.0), rebounding margin (10.1), blocks (4.83) and assists (16.07).

- Utah State was also atop the MW in league play in scoring defense (60.6), scoring margin (14.7), field goal percentage defense (.383), rebounds per game (41.3), rebounds allowed (30.0), offensive rebounds (12.8), defense rebounds (28.5), rebound margin (11.3), assist-to-turnover ratio (1.30), blocks (5.16) and assists (17.79).

- Utah State's 15 victories in Mountain West play were the most of any team in the league this season and matched the most wins in MW play in Utah State history.

WINNING IN CONFERENCE

Utah State is one of just 14 teams in the nation to win at least 15 league games this year, which were the most in the Mountain West. Overall, those 15 conference wins are tied for the ninth-most in the nation this season.

ALL-TOURNAMENT AGGIES

Utah State had two players named to the Mountain West All-Tournament Team in junior center **Neemias Queta** and junior forward **Justin Bean**. Queta averaged 18.0 points, 11.0 rebounds and 5.0 blocks per game, while shooting 50.0 percent (17-of-34) from the field and 90.9 percent (20-of-22) at the free throw line. Bean averaged 11.7 points, 7.3 rebounds, 1.0 assists and 1.0 steals per game, while shooting 60.0 percent (12-of-20) from the field, 50.0 percent (1-of-2) from 3-point range and 83.3 percent (10-of-12) at the free throw line.

ORIGINATING TOURNAMENT AGGIES

Utah State played in the first-ever NCAA Tournament in 1939 and lost to Oklahoma in the first round, 50-39.

TAKING RAMS BY THE HORNS

In the MW Tournament semifinal against Colorado State, **Queta** became just the second player in the past decade to record a stat line of 18 points, 14 rebounds and nine blocked shots.

THROWN INTO THE FIRE

- Utah State opened the year with its toughest schedule since the KenPom era began (2001-02), as each of its first opponents were ranked among the top-100 in the nation. The Aggies were one of

just eight teams in the country to face four top-100 teams over the course of their first four games of the 2020-21 season.

- Utah State entered the 2020-21 season with seven players on its roster of 16 that had never played a single minute in Division I basketball.

SHORT SCORING

- Utah State is undefeated this season (16-0) when its starting backcourt outscores the opponent's starting guard line.

- Utah State is also a perfect 18-0 when shooting better from behind the arc than its opponent.

20-POINT CLUB

Utah State has only had four players eclipse 20 points this season as **Justin Bean** has recorded a pair of 20-point games while **Marco Anthony** scored 22 points against UNI (11/27) and **Brock Miller** had 20 points against Colorado State (1/19). **Neemias Queta** leads the Aggies with three 20-point games this season with each coming over the course of four of the last five games.

SUCCEEDING IN THE CLASSROOM

- Utah State led the nation with seven student-athletes named to the NABC Honor Roll during the 2019-20 season.

- Returners **Marco Anthony**, **Alphonso Anderson**, **Brock Miller** and **Justin Bean** were each part of the group with a 3.2 or higher cumulative GPA.

ACTIVE DOUBLE-DOUBLE LEADERS

USU junior **Neemias Queta** is the current active leader in the Mountain West with 29 double-doubles. USU junior forward **Justin Bean** is just behind with 26.

MW Active Double-Double Leaders

1. Neemias Queta	Utah State	29
2. Justin Bean	Utah State	26
3. Orlando Robinson	Fresno State	11

DOUBLE DOUBLE-DOUBLE

Juniors **Neemias Queta** and **Justin Bean** have recorded matching double-doubles six times this season. The duo has accomplished the feat eight times during their career.

San José State (2/25/20)	Neemias Queta (23 pts, 10 rebs)
	Justin Bean (12 pts, 13 rebs)
vs N. Iowa (11/27/20)	Neemias Queta (15 pts, 10 rebs)
	Justin Bean (15 pts, 10 rebs)
at New Mexico (1/8/21)	Neemias Queta (11 pts, 13 rebs)
	Justin Bean (13 pts, 13 rebs)
Nevada (2/26/21)	Neemias Queta (16 pts, 17 rebs)
	Justin Bean (19 pts, 10 rebs)
Nevada (2/28/21)	Neemias Queta (26 pts, 13 rebs)
	Justin Bean (17 pts, 13 rebs)
Wyoming (3/4/21)	Neemias Queta (14 pts, 13 rebs)
	Justin Bean (21 pts, 10 rebs)
at Fresno State (3/6/21)	Neemias Queta (13 pts, 11 rebs)
	Justin Bean (13 pts, 12 rebs)
vs Colorado State (3/12/21)	Neemias Queta (18 pts, 14 rebs)
	Justin Bean (13 pts, 11 rebs)

2020-21 SUPERLATIVES

Double-Figure Points

Neemias Queta	23
Justin Bean	19
Marco Anthony	13
Brock Miller	12
Rollie Worster	10
Steven Ashworth	8
Alphonso Anderson	7
Sean Bairstow	2

20-Point Games

Neemias Queta	3
Justin Bean	2
Marco Anthony	1
Brock Miller	1

30-Point Games

Neemias Queta	2
---------------	---

USU Scoring Leader

Neemias Queta	13
Justin Bean	7
Brock Miller	3
Marco Anthony	3
Rollie Worster	2
Steven Ashworth	1

USU Rebound Leader

Neemias Queta	20
Justin Bean	11
Marco Anthony	4
Rollie Worster	3
Trevin Dorius	2

USU Assist Leader

Rollie Worster	11
Steven Ashworth	8
Marco Anthony	8
Neemias Queta	6
Justin Bean	4

USU Block Leader

Neemias Queta	24
Rollie Worster	2
Justin Bean	2
Trevin Dorius	1
Marco Anthony	1

USU Steal Leader

Justin Bean	10
Marco Anthony	8
Neemias Queta	7
Rollie Worster	6
Brock Miller	3
Sean Bairstow	2
Steven Ashworth	2
Trevin Dorius	1
Alphonso Anderson	1
Max Shulga	1

20-Plus Minutes

Marco Anthony	27
Justin Bean	26
Neemias Queta	26
Brock Miller	23
Rollie Worster	23
Steven Ashworth	15
Alphonso Anderson	9
Sean Bairstow	2
Max Shulga	1

30-Plus Minutes

Marco Anthony	20
Neemias Queta	17
Brock Miller	14
Justin Bean	11
Rollie Worster	10
Steven Ashworth	3
Sean Bairstow	1

40-Plus Minutes

-

UTAH STATE MEN'S BASKETBALL

UTAH STATE GAME-BY-GAME STARTERS					
	Guard	Guard	Guard	Forward	Center
vs VCU	Worster	Anthony	Miller	Bean	Queta
vs S. Dakota St.	Worster	Anthony	Miller	Bean	Queta
vs N. Iowa	Worster	Anthony	Miller	Bean	Queta
BYU	Worster	Anthony	Miller	Bean	Queta
College of Idaho	Worster	Bairstow	Miller	Bean	Queta
at Weber St.	Canceled				
Dixie St.	Canceled				
Northern Colo.	Worster	Anthony	Miller	Bean	Queta
San José St.	Worster	Anthony	Miller	Bean	Queta
San José St.	Worster	Anthony	Miller	Bean	Queta
at Air Force	Worster	Anthony	Miller	Bean	Queta
at Air Force	Worster	Anthony	Miller	Bean	Queta
at New Mexico	Worster	Anthony	Miller	Bean	Queta
at New Mexico	Worster	Anthony	Miller	Bean	Queta
San Diego St.	Worster	Anthony	Miller	Bean	Queta
San Diego St.	Worster	Anthony	Miller	Bean	Queta
Colorado St.	Worster	Anthony	Miller	Bean	Queta
Colorado St.	Worster	Anthony	Miller	Bean	Queta
at UNLV	Worster	Anthony	Miller	Bean	Queta
at UNLV	Worster	Anthony	Miller	Bean	Queta
at Fresno St.	Worster	Anthony	Miller	Bean	Queta
at Fresno St.	PPD				
Wyoming	PPD				
Wyoming	Canceled				
at Boise St.	Ashworth	Anthony	Miller	Bean	Queta
at Boise St.	Ashworth	Anthony	Miller	Bean	Queta
Nevada	Anthony	Miller	Anderson (F)	Bean	Queta
Nevada	Anthony	Miller	Anderson (F)	Bean	Queta
Wyoming	Worster	Anthony	Anderson (F)	Bean	Queta
at Fresno St.	Worster	Anthony	Anderson (F)	Bean	Queta
vs UNLV	Worster	Anthony	Miller	Bean	Queta
vs Colorado St.	Worster	Anthony	Miller	Bean	Queta
vs San Diego St.	Worster	Anthony	Miller	Bean	Queta

UTAH STATE RECORD BY STARTERS	
Worster (G), Anthony (G), Miller (G), Bean (F), Queta (C)	15-6
Worster (G), Bairstow (G), Miller (G), Bean (F), Queta (C)	1-0
Ashworth (G), Anthony (G), Miller (G), Bean (F), Queta (C)	0-2
Anthony (G), Miller (G), Anderson (F), Bean (F), Queta (C)	2-0
Worster (G), Anthony (G), Anderson (F), Bean (F), Queta (C)	2-0

UTAH STATE/TEXAS TECH HISTORY, LEADERS & CONNECTIONS			
SERIES HISTORY		UTAH STATE/TEXAS TECH CONNECTIONS	
Jan. 8, 1973 (H)	W	84-76	• Former Texas Tech guard Matt Mooney played for USU head coach Craig Smith at South Dakota.
Dec. 31, 1973 (A)	L	65-75	
Dec. 21, 1976 (N)	W	78-68	
Nov. 23, 2016 (N)	L	51-75	
UTAH STATE LEADERS		• Texas Tech head football coach Matt Wells is a former quarterback and head football coach at Utah State.	
Scoring	Neemias Queta (15.1)	• Utah State and Texas Tech will meet on a court in Bloomington for the second time in school history. The Aggies beat the Red Raiders 78-68 on Dec. 21, 1976 in Bloomington, Ind., in the Indiana Classic.	
Rebounding	Neemias Queta (10.0)		
Assists	Rollie Worster (3.6)		
Steals	Justin Bean (1.3)		
Blocks	Neemias Queta (3.2)		
TEXAS TECH LEADERS			
Scoring	Mac McClung (15.7)		
Rebounding	Marcus Santos-Silva (6.5)		
Assists	Kyler Edwards (2.7)		
Steals	Kevin McCullar (1.9)		
Blocks	Marcus Santos-Silva (1.2)		

NEAR TRIPLE-DOUBLES

- Freshman guard **Rollie Worster** recorded a near-triple-double in the game at UNLV on Jan. 27, finishing with 19 points, nine rebounds and nine assists.
- Junior center **Neemias Queta** finished one block shy of a triple-double in the MW Semifinals, logging 13 points, 11 rebounds and nine blocks.

DOUBLE-DIGIT SCORING

Utah State has had at least two players score in double figures in every game this season. The following is how a game has been impacted when Aggies score in double figures. (Career at USU)

Neemias Queta - 16-7 (45-14)	Trevin Dorius - N/A (2-0)
Justin Bean - 14-5 (33-8)	Kuba Karwowski - N/A (1-0)
Marco Anthony - 9-4 (9-4)	One Player - N/A (1-1)
Brock Miller - 9-2 (25-9)	Two Players - 1-3 (6-10)
Rollie Worster - 7-3 (7-3)	Three Players - 9-4 (25-5)
Steven Ashworth - 7-1 (7-1)	Four Players - 8-0 (27-5)
Sean Bairstow - 2-0 (3-0)	Five+ Players - 2-1 (12-2)
Alphonso Anderson - 5-1 (16-2)	

KING OF THE BLOCK

- Queta** recorded three blocks at New Mexico on Jan. 8, setting the all-time school record with 156. He currently has 212 career block

Utah State Career Blocks Record

1. Neemias Queta	2019-	212
2. <i>Gilbert Pete</i>	1986-89	155
3. <i>Nate Wickizer</i>	1992-95	148
4. <i>Tai Wesley</i>	2008-11	144
5. <i>Shawn Daniels</i>	2000-01	117

- On the season, **Queta** has as many or more blocks individually than 255 total teams in the nation.
- Queta** was one of 10 semifinalists for the Kareem Abdul-Jabbar Award, given to the nation's top center, and is one of 10 semifinalists for the Naismith Defensive Player of the Year Award.
- Queta** has recorded 90 blocks this season, surpassing his own school record of 84 set during his freshman campaign during the 2018-19 campaign.

BLOCK PARTY

- Utah State recorded 11 blocks in its 62-50 victory over Colorado State in the Mountain West Tournament semifinals, marking the second-most single-game blocks in Utah State history.
- Utah State has recorded 10 blocks in two games this season, marking the most blocks by the Aggies in a game since the 2014-15 season.
- The 10 blocks are tied for the third-most in a single game in USU history.

RECORD BOOK RISERS

- Bean** and **Queta** are on the rise in both career double-digit rebounding games and double-doubles in Utah State history.

10-Plus Rebound Games

2. <i>Greg Grant</i>	1983-86	48
3. <i>Eric Franson</i>	1991, 94-96	36
Justin Bean	2019-	36
Neemias Queta	2019-	36
6. <i>Mike Santos</i>	1975-78	33

Career Double-Doubles

6. <i>Mike Santos</i>	1975-78	31
7. <i>Jimmy Moore</i>	1974-75	29
Neemias Queta	2019-	29
9. <i>Brian Jackson</i>	1978-81	27
10. <i>Ed Gregg</i>	1975-76	26
Justin Bean	2019-	26

ALL ABOUT THE BENJAMINS

In three years under head coach **Craig Smith**, USU has scored 100 or more points in a game six times. To find another six 100-point games prior to Smith, you have to include a span of 20 years from 1997-98 to 2017-18.

WHITE SHIRTS/BLACK TAGS

Utah State has five players on its roster that served missions for The Church of Jesus Christ of Latter-day Saints, covering three states in the U.S., and two countries worldwide.

Steven Ashworth - Indiana	Justin Bean - Nevada
Brock Miller - Argentina	Matthew Wickizer - Italy
Trevin Dorius - Arizona	

AROUND THE WORLD

Utah State is tied for third in the nation as it has players from seven different nations around the world on its roster, including Portugal, Russia, Ukraine, Poland, Canada, Australia and the United States.

SCORING BIG WINS

Utah State is 50-12 under head coach **Craig Smith** when its starting bigs outscore the opposition's frontcourt.

BENCH SCORING

Utah State is 53-9 under head coach **Craig Smith** when the Aggies' reserves outscore the opponent's bench.

WHERE THE POINTS CAME FROM

Utah State has 2,052 points in 2020-21. The following is where the points came from:

FTs - 369 points (17.9 percent)
2s - 1,140 points (55.6 percent)
3s - 543 points (26.5 percent)

FINISHING POSSESSIONS

Utah State is 68-11 under head coach **Craig Smith** when closing out opponents' possessions and logging more defensive rebounds than their foes.

RUN AWAY VICTORIES

• Utah State is 40-6 in games that have been decided by 16 or more points under head coach **Craig Smith**.

• Utah State is 36-3 under head coach **Craig Smith** when scoring 80 or more points, including a perfect 9-0 this season.

CLOSE VICTORIES

Utah State is 8-4 all-time under head coach **Craig Smith** in games decided by three points or less.

SHOOTING TO VICTORIES

• Utah State is 55-9 under head coach **Craig Smith** when shooting better than 30 percent from behind the 3-point line.

• Utah State has shot better than 50 percent from the floor in seven games this year, and is 18-1 in games this season when shooting a better percentage than the opposition.

STEALING THE VICTORIES

Utah State is 36-4 under head coach **Craig Smith** when recording more steals than its opponents.

70-POINT WINS

Utah State is 60-8 under head coach **Craig Smith** when scoring 70 or more points in a game.

DEFENSIVE VICTORIES

• Utah State is 54-7 under head coach **Craig Smith** when holding opponents to fewer than 69 points.

• The Aggies are 37-1 under **Smith** when holding opponents to fewer than 60 points.

WINNING AT THE HALF

Utah State is 62-9 under head coach **Craig Smith** when leading at the half.

PROTECTING THE VICTORIES

Utah State is 33-6 under head coach **Craig Smith** when recording fewer turnovers than the opposition.

WE'RE GOING TO OVERTIME!

Utah State is 61-47 all-time in overtime games. The Aggies have won six of their last seven overtime contests.

DISTRIBUTING THE VICTORIES

• Utah State is 68-7 under head coach **Craig Smith** when recording more assists than the opposition.

• Utah State has recorded 20 or more assists in eight games this season.

AGGIES HAVE THE HEIGHT

• Utah State has the tallest team in the nation, on average, with an average height of 79.31 inches. The Aggies rank ahead of Stanford (79.06), Boise State (78.86), Florida (78.57) and Texas (78.57)

• Senior center **Kuba Karwowski** is the tallest player in Utah State history, standing at 7-foot-2. Karwowski is tied with three others in the NCAA as the fifth-tallest player in the nation.

• Utah State is one of only three schools in the nation and the only team in the NCAA Tournament with three players that stand seven feet or taller (Fresno State/East Carolina).

BACK-TO-BACK 20'S

Utah State has logged three-straight 20-win campaigns under head coach **Craig Smith**, marking the first back-to-back-to-back 20-win season since 2010-11, 2011-12 and 2012-13. Overall, it is the 31st time in school history that USU has won at least 20 games in a season.

BACK-TO-BACK CHAMPS

Utah State won back-to-back Mountain West Tournament championships in 2019 and 2020, making it just one of four teams in conference history to win back-to-back tournament titles (New Mexico, San Diego State, UNLV). The back-to-back tournament titles were the first for Utah State since capturing back-to-back Big West Tournament titles in 2000 and 2001.

UTAH STATE PROBABLE STARTERS BROCK MILLER (#22)

• Utah State's active leader in both games played (100) and started (90)... Has scored in double-figures 12 times this season and 37 times in his career.

• **Miller** started each of the first 24 games of the 2019-20 season before coming off the bench in the final five games. Off the bench, Miller's shooting improved from 34.6 percent from the floor and 29.1 percent from behind the 3-point line, to 41.7 percent from the floor and 44.4 percent from behind

USU IN THE 2020-21 RANKINGS

TEAM	MW	ALL	NAT
Rebounding Margin	11.26 (1)	10.3 (1)	2
Rebounding	41.26 (1)	40.79 (1)	7
Def FG Percentage	.383 (1)	.389 (2)	9
Scoring Defense	60.63 (1)	62.2 (2)	15
Scoring Margin	14.74 (1)	11.0 (2)	23
Blocks	5.16 (1)	4.9 (1)	19
Assists	17.79 (1)	16.3 (1)	19
FG Percentage	.460 (2)	.446 (6)	136
Assist/Turnover Ratio	1.30 (1)	1.2 (3)	66
Scoring Offense	75.37 (3)	73.3 (6)	117
Steals	7.16 (2)	6.8 (3)	136
Free Throw Percentage	.708 (7)	.726 (4)	110
Turnover Margin	0.84 (3)	0.2 (4)	160
3PT FG Percentage	.351 (3)	.336 (7)	180
Def 3PT FG Percentage	.326 (4)	.331 (6)	146
INDIVIDUAL			
SCORING			
Neemias Queta	15.6 (7)	15.1 (11)	249
REBOUNDING			
Neemias Queta	10.2 (1)	10.0 (1)	18
Justin Bean	7.4 (6)	7.7 (5)	103
Marco Anthony	4.9 (17)	-	-
ASSISTS			
Rollie Worster	3.6 (4)	3.6 (5)	200
Marco Anthony	3.4 (7)	3.1 (10)	316
Steven Ashworth	3.2 (10)	-	-
Neemias Queta	2.9 (12)	-	-
ASSIST-TO-TURNOVER RATIO			
Marco Anthony	1.71 (4)	1.62 (5)	191
Rollie Worster	1.50 (6)	1.52 (6)	221
Steven Ashworth	2.45 (2)	-	-
FG PERCENTAGE			
Neemias Queta	.588 (1)	.557 (1)	36
3-POINT FG PERCENTAGE			
-			
FT PERCENTAGE			
Neemias Queta	.671 (12)	.710 (11)	332
STEALS			
Justin Bean	1.24 (11)	1.32 (10)	276
Neemias Queta	1.18 (14)	-	-
BLOCKS			
Neemias Queta	3.4 (1)	3.21 (1)	3
OFFENSIVE REBOUNDS			
Justin Bean	2.88 (4)	2.96 (2)	49
Neemias Queta	3.06 (3)	2.89 (3)	57
DEFENSIVE REBOUNDS			
Neemias Queta	7.12 (2)	7.14 (2)	19
Justin Bean	4.47 (10)	4.75 (7)	242
DOUBLE-DOUBLES			
Neemias Queta	N/A	15 (1)	4
Justin Bean	N/A	9 (4)	27

UTAH STATE MEN'S BASKETBALL

UTAH STATE GAME-BY-GAME LEADERS

	Points	Rebounds	Assists	Blocks	Steals
vs VCU	Queta (17)	Queta (10)	Bean (3)	Queta (1)	Bairstow (2)
vs S. Dakota St.	Queta (12)	Queta (8)	Queta (3) Worster (3)	Queta (3)	Ashworth (2)
vs N. Iowa	Anthony (22)	Bean (10) Queta (10)	Bean (4)	Queta (4)	Five with (1)
BYU	Queta (18)	Bean (13)	Worster (5)	Worster (1) Bean (1)	Queta (4)
College of Idaho at Weber St.	Bean (21) Canceled	Queta (8)	Ashworth (7)	Dorius (2)	Three with (3)
Dixie St.	Canceled				
Northern Colo.	Anthony (19)	Bean (11)	Worster (4)	Queta (1) Worster (1)	Three with (2)
San José St.	Bean (16)	Bean (11)	Worster (7)	Queta (6)	Dorius (3)
San José St. at Air Force	Worster (15) Bean (15)	Bean (12) Queta (5) Worster (5)	Three with (4) Anthony (6)	Queta (6) Queta (1)	Ashworth (2) Bean (3)
at Air Force	Queta (15)	Queta (11)	Queta (6)	Queta (4)	Queta (2) Bean (2)
at New Mexico	Queta (18)	Three with (6)	Bean (4)	Queta (5)	Miller (2)
at New Mexico	Bean (13)	Bean (13) Queta (13)	Ashworth (5)	Queta (3)	Queta (2)
San Diego St.	Miller (16)	Queta (16)	Three with (3)	Bean (2)	Queta (3)
San Diego St.	Queta (10)	Queta (10)	Queta (4)	Queta (5)	Anthony (2)
Colorado St.	Miller (20)	Queta (12)	Worster (9)	Queta (3)	Anderson (2)
Colorado St.	Miller (14)	Bean (6) Anthony (6)	Worster (5) Ashworth (5)	Queta (2)	Three with (2)
at UNLV	Anthony (18)	Queta (11)	Queta (3)	Queta (6)	Worster (2) Anthony (2)
at UNLV	Worster (19)	Worster (9) Bean (9)	Worster (9)	Queta (2)	Worster (3)
at Fresno St.	Queta (14)	Four players (5)	Anthony (4) Ashworth (4)	Queta (5)	Anthony (3)
at Fresno St. Wyoming	PPD PPD				
Wyoming	Canceled				
at Boise St.	Queta (32)	Queta (10)	Ashworth (6)	Queta (2)	Anthony (4)
at Boise St.	Queta (30)	Queta (11)	Ashworth (5)	Queta (2)	Queta (3)
Nevada	Bean (19)	Queta (17)	Anthony (8)	Queta (3)	Bean (3)
Nevada	Queta (26)	Queta (13) Bean (13)	Queta (6)	Anthony (2)	Shulga (4)
Wyoming	Bean (21)	Queta (13)	Worster (6)	Queta (5)	Bean (2)
at Fresno St.	Bean (13) Queta (13)	Bean (12)	Anthony (4)	Queta (4)	Bean (3)
vs UNLV	Queta (18)	Queta (13) Anthony (13)	Worster (8)	Queta (3)	Worster (2) Anthony (2)
vs Colorado St.	Queta (18)	Queta (14)	Anthony (5)	Queta (9)	Miller (2)
vs San Diego St.	Queta (18)	Anthony (8)	Worster (4) Anthony (4)	Queta (3)	Bean (1) Anthony (1)

POSTSEASON ACCOLADES FOR UTAH STATE

NEEMIAS QUETA

National Defensive Player of the Year - Bleacher Report
 Mountain West Player of the Year - MW Media
 Mountain West Defensive Player of the Year - MW Coaches/Media
 First-team all-Mountain West - MW Coaches/Media
 Mountain West Defensive Team - MW Coaches
 Mountain West all-tournament team
 AP Honorable Mention All-American
 USBWA District VIII Player of the Year
 NABC District 17 First Team

JUSTIN BEAN

Second-team all-Mountain West - MW Coaches/Media
 Mountain West all-tournament team

ALPHONSO ANDERSON

Mountain West Sixth Man of the Year - MW Coaches

MARCO ANTHONY

Mountain West Defensive Team - MW Coaches

the 3-point line.

BROCK MILLER (#22 - CONT.)

• **Miller** owns the school record for 3-point attempts in a game, shooting 19 against St. Katherine last season.

• **Miller** has been associated with three different coaching staffs during his time at Utah State as he was initially recruited by **Stew Morrill** out of high school, returned from an LDS Church mission and played for **Tim Duryea**, before playing each of the last three years under head coach **Craig Smith**.

• Named honorable mention all-MW by the MW media.

NEEMIAS QUETA (#23)

• Has scored in double figures in each of his last 11 games and in 19 of his last 20 overall... Had a streak of eight-straight double-doubles snapped in his last outing... Has scored in double-figures 23 times this year and has grabbed double-digit rebounds 17 times this season, giving him 15 double-doubles on the year... Has also blocked multiple shots 21 times this year, including at least five blocks in eight games.

• Has 90 blocks on the season to rank second in the nation... Is also third in the nation in blocks per game (3.21), fourth in double-doubles (15), 18th in rebounds per game (10.0), 36th in field goal percentage (.557) and 57th in the nation in offensive rebounds per game (2.89).

• Has scored in double-figures 60 times in his career, to go along with 36 double-digit rebound games and 29 double-doubles... Has also recorded multiple blocks in a game 54 times in his career, including 14 games where he has blocked at least five shots.

• **Queta** helped Portugal to the 2019 FIBA U20 Division B European Championship, finishing second in the tournament in blocks per game (2.0) and field goal percentage (.673), third in rebounds per game (11.0), 16th in points per game (14.3) and graded out as the most efficient player in the entire tournament.

• **Queta** rewrote the single-season block record at Utah State with his 84 blocks in 2018-19, shattering the previous single-season record of 59. Queta also recorded a MW freshman-record six blocks against Fresno State on Jan. 9, 2019. Queta finished the year ranked No. 14 in the nation with 2.4 blocks per game and his 84 blocks were more than 82 teams in the nation in 2018-19.

• **Queta**, the 2019 MW Freshman and Defensive Player of the Year, was one of just two true freshmen over the past 17 seasons that finished the year with 400-plus points, 80-plus blocks and 50-plus assists (**Anthony Davis**, 2012).

• Named second-team all-Mountain West, second-team NABC all-District 17, a member of the MW all-tournament team and a member of the MW all-defensive team during the 2019-20 season.

• **Queta** recorded his 100th career block against UNLV on Feb. 5, 2020, becoming the fifth Aggie in school history to record 100 or more blocks in a career. Queta led the MW with 1.7 blocks per game in league play during the 2019-20 season.

• **Queta** has tied his career high of six blocks in a game three times this season. The single-game school record at Utah State is seven blocks, the only blocking record that Queta has yet to reach during his time as an Aggie.

• **Queta** broke the all-time school record in blocked shots with his three rejections against New Mexico on Jan. 8, bring his career total to 156 and passing Gilbert Pete (1986-89) who finished his career with 155.

• Named preseason all-Mountain West and to the initial watch lists of the Kareem Abdul-Jabbar and Wooden awards.

• **Queta** was one of 10 finalists for the Kareem Abdul-Jabbar Award and is one of 10 semifinalists for the Naismith Defensive Player of the Year Award.

• **Queta** was named the MW Player of the Year by the MW media, along with MW Defensive Player of the Year by both the MW coaches and media. Queta also earned first-team all-MW honors from both the coaches and media and was a member of the coaches' MW Defensive Team.

ROLLIE WORSTER (#24)

• Has started 24 of the 25 games he has played in this season as the team's point guard and has a team-best 91 assists... Has scored in double-figures 10 times this year... Has a defensive rating of 83.9 according to HoopPower Analytics, which ranks as the 12th-best in the nation.

• **Worster**, the two-time Gatorade Player of the Year in the state of Montana, was a two-sport athlete at Hellgate HS, earning first-team all-state honors in both basketball and football.

• **Worster** finished his prep career as the all-time leading scorer in Hellgate HS history, surpassing more than 1,500 points, and finished second in career assists and third in career rebounds. The previous record holder was **Tres Tinkle** who set the all-time scoring mark at Oregon State.

• Also recruited to play collegiate football, being courted by several schools in the Big Sky Conference and Boise State.

• Sister, Shannon, was a member of Montana Western's NAIA National Championship team in 2018-19.

• **Worster** recorded a near-triple-double in the Aggies' 83-74 victory at UNLV on Jan. 27, finishing with team highs of 19 points, nine rebounds, nine assists and three steals.

• Missed both games during the Boise State series and the first game of the Nevada series with a lower leg injury.

JUSTIN BEAN (#34)

• Fourth in the Mountain West and 27th in the nation with nine double-doubles this season... Second in the MW and 49th in the nation in offensive rebounds per game (2.96)... Has scored in double-figures 19 times this year and 44 times in his career, while notching 10-plus rebounds 11 times this year and 36 times in his career, as he has nine double-doubles this season and 26 in his career.

• **Bean** played the first seven games of the 2019-20 season with a mask to protect a broken nose he suffered during the second week of October. Bean also had oral surgery following USU's 81-73 victory over Montana State on Nov. 5 to repair two teeth that were damaged during the game against the Bobcats. Bean suffered a similar injury when not wearing a mouth guard against UTSA on Nov. 18. Bean had braces removed the third week of December, following corrective teeth work for the injuries.

• **Bean** was named the 2019 Jamaica Classic Tournament MVP after averaging a double-double of 14.0 points and 13.0 rebounds per game against LSU and North Texas.

• **Bean** is wearing the same number that his dad wore as a player at Idaho State.

• **Bean** finished the 2019-20 season averaging 11.9 points and 10.5 rebounds per game to become the first Aggie to average a double-double in a season since **Mike Santos** averaged 18.2 points and 11.3 rebounds per game during the 1976-77 season.

• **Bean's** 356 total rebounds during the 2019-20 season were the most since **Troy Collier** pulled down 357 rebounds during the 1963-64 season and ranked eighth in the nation.

• Named third-team all-Mountain West and a member of the MW all-defensive team in 2019-20.

• **Bean** is the only returning player in the MW who averaged a double-double last season, turning in 11.9 points and 10.5 rebounds per game. Bean was 17th in the nation with 16 double-doubles, matching the most by an Aggie since **Bob Lauriski** logged 16 double-doubles during the 1971-72 season.

• **Bean** was named second-team all-MW by both the MW coaches and media.

MARCO ANTHONY (#44)

• Has started all 27 games in his first year of eligibility with Utah State after transferring from Virginia following their 2019 National Championship season... Has scored in double-figures 13 times this season.

• **Anthony** is one of two returning redshirts for Utah State, sitting out the 2019-20 season after transferring from the University of Virginia.

• Helped the Cavaliers to the 2019 National Championship, appearing in 35 games over the course of his two years.

• **Anthony** chose his number (#44) because of his affinity for Wendy's 4-for-4 meal deals.

• **Anthony** scored more points (72) in his first five games with USU than he did his entire career at Virginia (52).

• **Anthony** was named the MW Defensive Team by the MW coaches.

UTAH STATE BENCH ABOUT SEAN BAIRSTOW (#2)

• **Bairstow** has family ties to both Utah State and the Mountain West as his sister, Stephanie, was a member of the USU women's basketball team from 2013-14, and his brother, Cam, was an all-conference performer at New Mexico from 2011-14.

• Made his first career start against the College of Idaho on Dec. 8.

• Has scored in double figures in two games this season, turning in 11 points against both the College of Idaho (12/8) and San José State (12/23).

ABOUT STEVEN ASHWORTH (#3)

• **Ashworth** originally signed with Utah State in 2017 and recently returned from an LDS Church mission in Indianapolis, Indiana. Earned the nickname "Boots" on his mission after playing some pick-up basketball in his snow boots.

• Led Lone Peak High School to back-to-back Utah 6A state title games, capturing the state championship as a senior.

AGGIES CHASING RECORDS

Single-season 3-point FGs (freshmen)

5. Sam Merrill	2016-17	46
6. Darron Henson (RS)	2017-18	38
7. Julian Pearre	2014-15	36
8. Tyler Newbold	2007-08	34
9. Steven Ashworth	2020-21	31

Career 3-point FGs made

5. Preston Medlin	2010, 12-14	213
6. Jay Goodman	1991-93	209
7. Brock Miller	2018-	195
8. Tyler Newbold	2008-11	194

Career 3-point FGs attempted

5. Reid Newey	1984, 87-89	572
6. Brock Miller	2018-	566
7. Preston Medlin	2010, 12-14	513
8. Tyler Newbold	2008-11	477

Career Field Goal Percentage

2. Greg Housekeeper	1988-89	.622
3. Spencer Nelson	1999, 2003-05	.617
4. Kyisean Reed	2012-13	.602
5. Neemias Queta	2019-	.594

Career Rebounds

7. Brian Jackson	1978-81	840
8. Spencer Nelson	1999, 03-05	800
9. Neemias Queta	2019-	764
10. Mike Santos	1974-78	748
11. Nate Harris	2004-06	722
12. Bob Lauriski	1970-73	720
13. Justin Bean	2019-	681
14. Jaycee Carroll	2005-08	680
15. Leo Cunningham	1979-82	676

Career 10-plus rebound games

2. Greg Grant	1983-86	48
3. Eric Franson	1991, 94-96	36
Justin Bean	2019-	36
Neemias Queta	2019-	36
6. Mike Santos	1975-78	33

Career Double-Doubles

6. Mike Santos	1975-78	31
7. Jimmy Moore	1974-75	29
Neemias Queta	2019-	29
9. Brian Jackson	1978-81	27
10. Ed Gregg	1975-76	26
Justin Bean	2019-	26

Career Blocks in MW Games

1. Skylar Spencer	SDSU (2012-16)	138
2. Neemias Queta	USU (2019-)	137
3. Khem Birch	UNLV (2012-14)	117

MW Career Blocks

1. Skylar Spencer	SDSU (2012-16)	303
2. Justin Williams	WYO (2004-06)	244
3. David Foster	UTAH (06, 09-11)	219
4. Neemias Queta	USU (2019-)	212
5. Luke Nevill	UTAH (2005-09)	205

UTAH STATE MEN'S BASKETBALL

UTAH STATE IN THE NCAA TOURNAMENT

ALL-TIME RECORD (6-23)

22 TOTAL NCAA TOURNAMENT APPEARANCES

1939	Oklahoma	L	39-50	San Francisco, Calif.
1939	Texas	W	51-49	San Francisco, Calif.
1962	Arizona State	W	78-73	Corvallis, Ore.
1962	UCLA	L	62-73	Provo, Utah
1962	Pepperdine	L	71-75	Provo, Utah
1963	Arizona State	L-OT	75-79	Eugene, Ore.
1964	Arizona State	W	92-90	Eugene, Ore.
1964	San Francisco	L	58-64	Corvallis, Ore.
1964	Seattle	L	78-88	Corvallis, Ore.
1970	UTEP	W	91-81	Provo, Utah
1970	Santa Clara	W	69-68	Seattle, Wash.
1970	UCLA	L	79-101	Seattle, Wash.
1971	BYU	L	82-91	Logan, Utah
1975	Montana	L	63-69	Pullman, Wash.
1979	USC	L	67-86	Los Angeles, Calif.
1980	Clemson	L	73-76	Ogden, Utah
1983	Iowa	L	59-64	Louisville, Ky.
1988	Vanderbilt	L	77-80	Lincoln, Neb.
1998	Maryland	L	68-82	Sacramento, Calif.
2000	Connecticut	L	67-75	Birmingham, Ala.
2001	Ohio State	W-OT	77-68	Greensboro, N.C.
2001	UCLA	L	50-75	Greensboro, N.C.
2003	Kansas	L	61-64	Oklahoma City, Okla.
2005	Arizona	L	53-66	Boise, Idaho
2006	Washington	L	61-75	San Diego, Calif.
2009	Marquette	L	57-58	Boise, Idaho
2010	Texas A&M	L	53-69	Spokane, Wash.
2011	Kansas State	L	68-73	Tucson, Ariz.
2019	Washington	L	61-78	Columbus, Ohio

UTAH STATE IN THE NCAA TOURNAMENT DID YOU KNOW?

Utah State was one of the eight schools that participated in the first NCAA Tournament in 1939. The other teams were Oregon, Texas, Oklahoma, Villanova, Brown, Wake Forest and Ohio State.

STEVEN ASHWORTH (#3 - CONT.)

- Named the Utah 6A MVP and to the GEICO National all-tournament team as a senior. Scored 29 points in the GEICO High School National Quarter-finals against Mount Verde, all in the second half while being guarded by current NBA player RJ Barrett (Knicks).

- Played alongside current NBA guard **Frank Jackson** at Lone Peak HS during his freshman and sophomore seasons.

- Made his first collegiate starts in the series at Boise State, replacing an injured **Rollie Worster** in the lineups.

ABOUT ALPHONSO ANDERSON (#10)

- Anderson** was named to the 2019 Jamaica Classic all-tournament team after averaging 21.5 points, 5.0 rebounds and 1.0 steals per game against LSU and North Texas.

- Scored in double figures for the first time this season against New Mexico on Jan. 6, turning in a season-high 14 points.

- Started in four games during the year, scoring in double figures in three of the those four starts.

- Named the Mountain West Sixth Man of the Year.

ABOUT MAX SHULGA (#11)

- Member of both the U20 and U18 Ukrainian National team.

- Scored in double figures in all but two games during the 2019 U18 European Championships and finished the tournament averaging 13.3 points, 7.3 rebounds, 2.6 assists and 2.0 steals per game.

- Was the best shooter at the 2019 U18 Championships, connecting on 61.9 percent from the floor, including 65.2 percent from inside the 3-point line and 52.9 percent from beyond the arc.

- Shulga is fluent in four different languages, including English, Russian, Spanish and Ukrainian.

- Logged career-high minutes in back-to-back games against Nevada, playing in 18 minutes in Game 1 and 24 minutes in Game 2.

- Has recorded at least one steal in each of the last four games.

ABOUT SZYMON ZAPALA (#12)

- Member of the Polish National team at the 2019 U18 European Championships, averaging 7.5 points, 5.1 rebounds and 1.0 blocks per game as his team finished second.

- At the high school level, averaged 17.9 points, 13.5 rebounds, 2.4 blocks and 2.1 assists per game for SMS PZkosz Wladyslawowo. Averaged 4.2 offensive rebounds per game, while shooting 58.6 percent from the floor and 47.1 percent from behind the 3-point line.

ABOUT LIAM McCHESNEY (#13)

- McChesney** is one of two returning redshirts for the Aggies, sitting out the 2019-20 season as a true freshman.

- Member of the U17 Canadian National team in 2018.

- Anticipated to miss the rest of the 2020-21 season with a broken leg.

- Utah State's highest rated recruit under head coach **Craig Smith**, grading out as a four-star prospect.

ABOUT KARSON STASTNY (#21)

- Stastny** is the youngest of three siblings with all having played NCAA D-I basketball, including his sisters Presley (Lipscomb) and Kennedee (Boston).

ABOUT TREVIN DORIUS (#32)

- Dorius** used a redshirt year during the 2016-17 season before departing for a mission for the LDS Church in Scottsdale, Ariz.

- Dorius** recorded his first-career start at San José State last season, scoring four points and pulling down two rebounds in 13 minutes of action.

- Appeared in 25 games during the 2019-20 season with three starts. Averaged 2.7 points and 2.6 rebounds per game in 8.6 minutes per contest.

ABOUT MATTHEW WICKIZER (#35)

- Wickizer** recently returned from an LDS Church mission in Milan, Italy.

- Wickizer is the son of former Aggie **Nathan Wickizer**, who ranks tied for third all-time in career blocks with 148.

ABOUT KUBA KARWOWSKI (#52)

- Karowski** is the tallest player in Utah State men's basketball history, standing at seven-feet-two-inches.

- In 2018-19, **Karowski** finished third in the NJCAA in shooting percentage, converting 70.6 percent (108-of-153) from the floor.

- Appeared in 15 games with seven starts last season. Averaged 2.7 points and 3.2 rebounds per game in 10.7 minutes per contest.

ABOUT CRAIG SMITH

- Smith** was named the 2019 Mountain West Coach of the Year and the USBWA District VIII Coach of the Year, along with being named a finalist for the Jim Phelan Coach of the Year.

- Smith** recorded his 200th head coaching victory in Utah State's 71-59 victory at Fresno State on Feb. 15, 2020, and his 50th head coaching victory at Utah State in the Aggies' 78-58 victory over Wyoming on Feb. 19, 2020.

- Smith** hit the 50-win mark at Utah State faster than any other head coach in school history, accomplishing the feat in 64 games.

- Entering the season, **Smith** is second in Mountain West history with a .783 winning percentage (54-15) over his first two years in the league.

- Smith** has the best winning percentage in Mountain West history when combining league play and Mountain West Tournament games, with a winning percentage of .781. Smith is followed by Dave Rose at BYU (.781), Brian Dutcher at San Diego State (.750), Eric Musselman at Nevada (.741) and Rick Majerus at Utah (.698).

UTAH STATE LAST GAME

LAST GAME NOTABLES

2021 MOUNTAIN WEST AWARDS

Official Basketball Box Score -- Game Totals -- Final Statistics

Utah State vs San Diego State

03/13/21 3:00 pm at Las Vegas, Nev.

Utah State 57 • 20-8

#	Player	Total		3-Ptr		Rebounds		PF	TP	A	TO	Blk	Stl	Min
		FG	FGA	FG	FGA	FT	FTA							
34	BEAN, Justin	r	3-6	1-1	5-6	3	3	6	3	12	1	3	0	1
23	QUETA, Neemias	c	7-11	0-0	4-4	2	4	6	2	18	0	3	3	30
22	MILLER, Brock	g	1-6	1-5	1-1	0	2	2	1	4	0	1	0	35
24	WORSTER, Rollie	g	4-13	0-3	0-0	1	3	4	3	8	4	4	1	34
44	ANTHONY, Marco	g	1-6	0-2	5-7	2	6	8	3	7	4	3	0	1
03	ASHWORTH, Steven	g	0-1	0-0	0-0	0	0	0	0	0	0	1	0	7
10	ANDERSON, Alphonso	g	3-8	1-2	1-1	1	1	2	0	8	1	1	0	21
12	SHULGA, Max	g	0-0	0-0	0-0	1	1	2	0	0	0	0	0	3
Team														
Totals		19-51	3-13	16-19	12	22	34	12	57	10	16	4	2	200

FG % 1st Half: 9-24 37.5% 2nd half: 10-27 37.0% Game: 19-51 37.3%
 3FG % 1st Half: 2-6 33.3% 2nd half: 1-7 14.3% Game: 3-13 23.1%
 FT % 1st Half: 4-5 80.0% 2nd half: 12-14 85.7% Game: 16-19 84.2%

San Diego State 68 • 23-4

#	Player	Total		3-Ptr		Rebounds		PF	TP	A	TO	Blk	Stl	Min
		FG	FGA	FG	FGA	FT	FTA							
11	Mitchell, Matt	r	4-11	0-3	6-6	1	3	4	3	14	1	2	1	36
31	Mensah, Nathan	r	4-7	0-0	2-4	3	5	8	3	10	1	2	2	24
03	Gomez, Terrell	g	4-7	1-4	0-0	0	2	2	0	9	1	0	0	20
04	Pulliam, Trey	g	5-9	0-0	0-0	0	2	2	3	10	3	1	0	28
20	Schakel, Jordan	g	3-8	1-4	2-2	1	2	3	0	9	0	0	1	32
00	Johnson, Keshad	g	1-2	0-0	2-2	1	1	2	1	4	0	0	1	11
02	Selko, Adam	g	0-3	0-3	2-2	0	0	0	2	2	0	0	0	18
05	Butler, Lamont	g	1-5	0-0	0-0	1	1	2	3	2	1	1	0	24
23	Tomaic, Joshua	g	3-5	0-1	0-0	2	2	4	4	6	0	1	0	10
33	Arap, Aguek	g	1-1	0-0	0-1	0	0	0	1	2	0	0	0	1
Team														
Totals		26-58	2-15	14-17	11	20	31	20	68	7	9	5	10	200

FG % 1st Half: 12-33 36.4% 2nd half: 14-25 56.0% Game: 26-58 44.8%
 3FG % 1st Half: 2-11 18.2% 2nd half: 0-4 0.0% Game: 2-15 13.3%
 FT % 1st Half: 2-2 100.0 2nd half: 12-15 80.0% Game: 14-17 82.4%

Officials: David Hall, Eric Curry, Randy McCall
 Technical fouls: Utah State-None, San Diego State-Mensah, Nathan.
 Attendance:

Score by periods	1st	2nd	Total
Utah State	24	33	57
San Diego State	28	40	68

Last FG - USU 2nd-01:05, SDSU 2nd-02:05.
 Largest lead - USU by 2-1st-18:23, SDSU by 11-2nd-08:56.
 USU led for 00:45, SDSU led for 37:03. Game was tied for 02:12.

LAS VEGAS, Nev. - Utah State fell short in its quest to become just the second team ever to three-peat as the Mountain West tournament champion.

No. 19 San Diego State, the top seed in the MW tournament, earned the league's automatic bid to the NCAA Tournament with a 68-57 victory over second-seeded Utah State on Saturday afternoon at the Thomas & Mack Center.

Matt Mitchell, the MW Player of the Year, led the Aztecs with 14 points against the Aggies (20-8) and was tabbed the MVP of the tourney after averaging 15.3 points and 5.3 rebounds per game across the three contests. This marks SDSU's sixth overall Mountain West tournament title, and its first since 2018.

Junior center Neemias Queta led Utah State with 18 points, six rebounds and three blocks as he was named to the all-tournament team. It snapped Queta's streak of eight straight games with a double-double, which was the third-longest streak in MW history behind Utah's Andrew Bogut and San Diego State's Kawhi Leonard, who both had streaks of nine games.

With his three blocks against the Aztecs, Queta broke his own single-season school record as he now has 90 swats this season and 214 in his career, which ranks as the fourth-most in Mountain West history. It is the 21st time this year and 54th time in his career he has had multiple blocks in a game.

Justin Bean was the only other Aggie to join Queta in double-figure scoring against the Aztecs as he had 12 points and six rebounds. The junior forward was also named to the all-tournament team, joining Queta, Mitchell, SDSU's Jordan Schakel and Nevada's Grant Sherfield.

With the loss, Utah State, which swept SDSU during the regular season, fell to 51-33 all-time in conference tournaments, including a 13-6 record in the MW. USU is now 10-7 all-time in championship games, which includes a 2-1 record in the MW.

The Aggies had a difficult time scoring the ball against the Aztecs, who held USU to just 37.3 percent shooting from the field (19-of-51), including a chilly 23.1 percent from 3-point land (3-of-13). Utah State did find success at the charity stripe, knocking down 84.2 percent of its free throws (16-of-19).

Freshman guard Rollie Worster and senior forward Alphonso Anderson added eight points for the Aggies, while redshirt junior guard Marco Anthony chipped in seven points, a game-high-tying eight rebounds and four assists.

San Diego State shot 44.8 percent on the night (26-of-58), including just 13.3 percent from beyond the arc (2-of-15), and 82.4 percent from the charity stripe (14-of-17).

This marked the third straight year that SDSU and USU have met in the championship game of the MW tournament, the first time in league history that the same two teams have played each other in three consecutive title games. The Aggies won the previous two matchups.

Furthermore, San Diego State handed Utah State head coach Craig Smith his first loss in the MW tournament. He is now 8-1 overall in the tourney.

Team Notes

- Utah State falls to 51-33 all-time in conference tournaments, including a 13-6 record in the Mountain West Championship.

- USU is now 10-7 all-time in championship games, which includes a 2-1 record in the MW.

- Utah State had its three-game winning streak against San Diego State snapped and is now 8-14 all-time against the Aztecs, including a 2-3 record in conference tournaments and a 2-1 record in the MW Championship game.

- Utah State falls to 18-104 all-time against Associated Press ranked teams, including a 2-5 record under Smith.

- Utah State is now 21-5 all-time in conference tournaments as a No. 2 seed, including a 5-3 record in championship games.

- Utah State falls to 73-23 all-time under head coach Craig Smith, including an 8-1 record in Mountain West Championship play.

- Utah State falls to 12-2 under Smith during the month of March.

- Utah State falls to 54-7 under Smith, including a 17-3 record this season, when holding its opponents under 69 points.

- Utah State has outrebounded every opponent this season and is now 72-16 under Smith, including a 20-8 record this year, when winning the battle of the boards as USU had a 34-31 advantage tonight. USU also had double-digit offensive rebounds (11) for the 24th time this season.

- San Diego State became just the sixth team this year to get double-digit offensive rebounds (12) against Utah State

Individual Notes

- Junior center Neemias Queta scored in double figures for the 23rd time this year and 60th time in his career with his 18 points.

- Queta had his streak of eight-straight double-doubles snapped today. Queta also had three blocks to break his own single-season school record as he now has 90 blocks this season and 214 in his career, which ranks as the fourth-most in Mountain West history. It is the 21st time this year and 54th time in his career he has had multiple blocks in a game.

- Junior forward Justin Bean scored in double figures for the 19th time this year and 44th time in his career with his 12 points

All-Mountain West First Team

Derrick Alston, Jr., Boise State
 David Roddy, Colorado State
 Grant Sherfield, Nevada
 Matt Mitchell, San Diego State
Neemias Queta, Utah State

All-Mountain West Second Team

Abu Kigab, Boise State
 Isaiah Stevens, Colorado State
 Orlando Robinson, Fresno State
 Jordan Schakel, Sr., G, San Diego State
 Bryce Hamilton, UNLV
Justin Bean, Utah State

All-Mountain West Third Team

A.J Walker, Air Force
 Desmond Cambridge, Nevada
 Makuach Maluach, New Mexico
 David Jenkins, Jr., UNLV
 Marcus Williams, Wyoming

All-Mountain West Honorable Mention

Adam Thistlewood, Colorado State; Nathan Mensah, San Diego State; Richard Washington, San José State

Defensive Team

Nathan Mensah, San Diego State
 Matt Mitchell, San Diego State
 Cheikh Mbacke Diong, UNLV
Marco Anthony, Utah State
Neemias Queta, Utah State

MW Coach of the Year - Brian Dutcher, SDSU
 MW Player of the Year - Matt Mitchell, SDSU
MW Defensive Player of the Year - Neemias Queta, USU
 MW Freshman of the Year - Marcus Williams, WYO
 MW Newcomer of the Year - Grant Sherfield, NEV
MW Sixth Man of the Year - Alphonso Anderson, USU

2021 MOUNTAIN WEST AWARDS (MEDIA)

All-Mountain West First Team

Neemias Queta, Utah State
 David Roddy, Colorado State
 Matt Mitchell, San Diego State
 Grant Sherfield, Nevada
 Derrick Alston, Jr., Boise State

All-Mountain West Second Team

Isaiah Stevens, Colorado State
 Jordan Schakel, San Diego State
 Bryce Hamilton, UNLV
 Orlando Robinson, Fresno State
Justin Bean, Utah State

All-Mountain West Third Team

Makuach Maluach, New Mexico
 Desmond Cambridge, Nevada
 A.J. Walker, Air Force
 Abu Kigab, Boise State
 Marcus Williams, Wyoming

All-Mountain West Honorable Mention

Richard Washington, San Jose State); Nathan Mensah, San Diego State; Hunter Maldonado, Wyoming; **Brock Miller, Utah State**; Mbacke Diong, UNLV; Trey Pulliam, San Diego State; Devonaire Doutrive, Boise State.

MW Coach of the Year - Niko Medved, CSU
MW Player of the Year - Neemias Queta, USU
MW Defensive Player of the Year - Neemias Queta, USU
 MW Freshman of the Year - Marcus Williams, WYO
 MW Newcomer of the Year - Grant Sherfield, NEV

UTAH STATE MEN'S BASKETBALL

UTAH STATE 2020-21 OVERALL STATS/RESULTS

RECORD:	OVERALL	HOME	AWAY	NEUTRAL
ALL GAMES	20-8	10-2	7-3	3-3
CONFERENCE	15-4	8-1	7-3	0-0
NON-CONFERENCE	5-4	2-1	0-0	3-3

No.	Player	GP-GS	Min	Avg	FG-FGA	Pct	3FG-FGA	Pct	FT-FTA	Pct	Off	Def	Tot	Avg	PF	FO	A	TO	Blk	Stl	Pts	Avg
23	QUETA, Neemias	28-28	830	29.6	162-291	.557	0-2	.000	98-138	.710	81	200	281	10.0	67	2	71	64	90	30	422	15.1
34	BEAN, Justin	28-28	754	26.9	126-244	.516	10-42	.238	55-66	.833	83	133	216	7.7	53	0	54	40	9	37	317	11.3
44	ANTHONY, Marco	27-27	858	31.8	97-238	.408	21-61	.344	55-89	.618	41	93	134	5.0	47	1	84	52	10	25	270	10.0
24	WORSTER, Rollee	25-24	696	27.8	84-205	.410	21-76	.276	41-51	.804	20	76	96	3.8	57	1	91	60	6	24	230	9.2
22	MILLER, Brock	26-26	728	28.0	81-208	.389	55-149	.369	15-21	.714	9	37	46	1.8	39	0	24	17	0	13	232	8.9
10	ANDERSON, Alphonso	28-4	454	16.2	68-168	.405	23-63	.365	32-42	.762	27	49	76	2.7	34	0	19	23	1	11	191	6.8
03	ASHWORTH, Steven	28-2	535	19.1	51-141	.362	31-84	.369	44-49	.898	7	45	52	1.9	47	0	75	36	1	16	177	6.3
02	BAIRSTOW, Sean	25-1	293	11.7	36-76	.474	10-26	.385	11-16	.688	3	25	28	1.1	17	0	19	22	3	9	93	3.7
30	VEDISCHEV, Zahar	5-0	21	4.2	4-13	.308	3-11	.273	0-0	.000	0	3	3	0.6	0	0	1	3	0	0	11	2.2
32	DORIUS, Trevin	25-0	189	7.6	22-41	.537	0-0	.000	7-17	.412	27	40	67	2.7	34	0	7	17	12	14	51	2.0
11	SHULGA, Max	22-0	156	7.1	13-38	.342	6-20	.300	5-6	.833	9	33	42	1.9	12	0	8	16	0	9	37	1.7
12	ZAPALA, Szymon	13-0	49	3.8	4-12	.333	0-0	.000	6-12	.500	12	4	16	1.2	12	1	2	11	2	1	14	1.1
13	McCHESNEY, Liam	3-0	10	3.3	1-4	.250	0-3	.000	0-0	.000	1	2	3	1.0	0	0	0	0	0	1	2	0.7
52	KARWOWSKI, Kuba	4-0	6	1.5	1-2	.500	0-0	.000	0-0	.000	1	0	1	0.3	1	0	0	0	2	0	2	0.5
21	STASTNY, Karson	7-0	10	1.4	1-1	1.000	1-1	1.000	0-0	.000	0	0	0	0.0	0	0	1	0	0	0	3	0.4
35	WICKIZER, Matthew	9-0	11	1.2	0-0	.000	0-0	.000	0-1	.000	0	4	4	0.4	3	0	0	2	0	0	0	0.0
TM	TEAM.....										32	45	77	2.8	0			18			0	

Total	28	751-1682	.446	181-538	.336	369-508	.726	353	789	1142	40.8	423	5	456	381	136	190	2052	73.3
Opponents.....	28	614-1578	.389	214-646	.331	301-406	.741	216	637	853	30.5	502	-	319	388	101	184	1743	62.2

	USU	OPP	DATE	OPPONENT	W/L	SCORE	ATTEND
SCORING	2052	1743	11/25/20	vs VCU^	L	69-85	-
Points per game	73.3	62.2	11/26/20	vs South Dakota St.^	L	59-83	-
Scoring margin	+11.0	-	11/27/20	vs UNI^	W	82-71	-
FIELD GOALS-ATT	751-1682	614-1578	12/05/20	BYU	L	64-67	1,628
Field goal pct	.446	.389	12/08/20	COLLEGE OF IDAHO	W	90-64	1,324
3 POINT FG-ATT	181-538	214-646	12/18/20	NORTHERN COLORADO	W	63-50	1,376
3-point FG pct	.336	.331	12/21/20	SAN JOSE STATE*	W	107-62	1,354
3-pt FG made per game	6.5	7.6	12/23/20	SAN JOSE STATE*	W	85-52	1,151
FREE THROWS-ATT	369-508	301-406	12/31/20	at Air Force*	W	83-48	-
Free throw pct	.726	.741	01/02/21	at Air Force*	W	72-53	-
F-Throws made per game	13.2	10.8	01/06/21	at New Mexico*	W	77-45	-
REBOUNDS	1142	853	01/08/21	at New Mexico*	W	82-46	-
Rebounds per game	40.8	30.5	01/14/21	SAN DIEGO STATE*	W	57-45	1,585
Rebounding margin	+10.3	-	01/16/21	SAN DIEGO STATE*	W	64-59	1,638
ASSISTS	456	319	01/19/21	COLORADO STATE*	W	83-64	1,553
Assists per game	16.3	11.4	01/21/21	COLORADO STATE*	L	76-84	1,592
TURNOVERS	381	388	01/25/21	at UNLV*	L	56-59	-
Turnovers per game	13.6	13.9	01/27/21	at UNLV*	W	83-74	30
Turnover margin	+0.3	-	02/04/21	at Fresno State*	W	69-53	-
Assist/turnover ratio	1.2	0.8	02/17/21	at Boise State*	L	70-79	679
STEALS	190	184	02/19/21	at Boise State*	L	77-81	872
Steals per game	6.8	6.6	02/26/21	NEVADA*	W	75-72	1,633
BLOCKS	136	101	02/28/21	NEVADA*	W	87-66	1,527
Blocks per game	4.9	3.6	03/04/21	WYOMING*	W	72-59	1,627
ATTENDANCE	17988	1581	03/06/21	at Fresno State*	W	57-51	-
Home games-Avg/Game	13-1384	10-158	03/11/21	UNLV	W	74-53	-
Neutral site-Avg/Game	-	5-0	03/12/21	vs Colorado State	W	62-50	-
			03/13/21	vs San Diego State	L	57-68	-
^ - Bad Boy Mowers Crossover Classic							
* - Denotes Mountain West Conference game							
% - Denotes Mountain West Basketball Tournament							
SCORE BY PERIODS:	1st	2nd	OT	Total			
Utah State	991	1061	-	2052			
Opponents	833	910	-	1743			

UTAH STATE MEN'S BASKETBALL

UTAH STATE 2020-21 CONFERENCE STATS/RESULTS

RECORD:	OVERALL	HOME	AWAY	NEUTRAL
ALL GAMES	20-8	10-2	7-3	3-3
CONFERENCE	15-4	8-1	7-3	0-0

No.	Player	GP-GS	Min	Avg	FG-FGA	Pct	3FG-FGA	Pct	FT-FTA	Pct	Off	Def	Tot	Avg	PF	FO	A	TO	Blk	Stl	Pts	Avg
23	QUETA, Neemias	19-19	559	29.4	118-202	.584	0-1	.000	56-82	.683	57	140	197	10.4	46	2	54	43	66	22	292	15.4
34	BEAN, Justin	19-19	499	26.3	88-174	.506	9-33	.273	25-31	.806	55	92	147	7.7	34	0	42	30	6	26	210	11.1
22	MILLER, Brock	17-17	487	28.6	60-144	.417	42-108	.389	13-18	.722	6	23	29	1.7	30	0	18	9	0	8	175	10.3
44	ANTHONY, Marco	19-19	585	30.8	61-149	.409	12-35	.343	33-55	.600	27	61	88	4.6	34	1	65	35	8	17	167	8.8
10	ANDERSON, Alphonso	19-4	328	17.3	55-127	.433	18-48	.375	26-36	.722	19	35	54	2.8	26	0	13	16	1	10	154	8.1
24	WORSTER, Rollie	16-15	414	25.9	46-112	.411	15-55	.273	22-29	.759	14	45	59	3.7	37	1	59	36	3	16	129	8.1
03	ASHWORTH, Steven	19-2	410	21.6	42-113	.372	26-66	.394	34-36	.944	4	32	36	1.9	36	0	60	28	1	12	144	7.6
02	BAIRSTOW, Sean	18-0	191	10.6	27-51	.529	7-18	.389	6-9	.667	2	21	23	1.3	10	0	12	11	2	3	67	3.7
30	VEDISCHEV, Zahar	4-0	20	5.0	4-13	.308	3-11	.273	0-0	.000	0	3	3	0.8	0	0	1	3	0	0	11	2.8
32	DORIUS, Trevin	18-0	141	7.8	17-30	.567	0-0	.000	5-13	.385	24	29	53	2.9	27	0	6	13	8	13	39	2.2
11	SHULGA, Max	15-0	113	7.5	12-34	.353	5-17	.294	3-4	.750	7	21	28	1.9	8	0	7	13	0	9	32	2.1
12	ZAPALA, Szymon	9-0	29	3.2	2-8	.250	0-0	.000	3-5	.600	10	3	13	1.4	10	1	0	7	1	0	7	0.8
52	KARWOWSKI, Kuba	4-0	6	1.5	1-2	.500	0-0	.000	0-0	.000	1	0	1	0.3	1	0	0	0	2	0	2	0.5
21	STASTNY, Karson	7-0	10	1.4	1-1	1.000	1-1	1.000	0-0	.000	0	0	0	0.0	0	0	1	0	0	0	3	0.4
35	WICKIZER, Matthew	7-0	8	1.1	0-0	.000	0-0	.000	0-1	.000	0	4	4	0.6	2	0	0	1	0	0	0	0.0
TM	TEAM										17	32	49	2.6	0			16			0	
Total		19		534	1160	.460	138-393	.351	226-319	.708	243	541	784	41.3	301	5	338	261	98	136	1432	75.4
Opponents		19		404	1055	.383	138-423	.326	206-285	.723	142	428	570	30.0	327	-	216	277	65	129	1152	60.6

	USU	OPP	DATE	OPPONENT	W/L	SCORE	ATTEND
SCORING	1432	1152	12/21/20	SAN JOSE STATE*	W	107-62	1,354
Points per game	75.4	60.6	12/23/20	SAN JOSE STATE*	W	85-52	1,151
Scoring margin	+14.7	-	12/31/20	at Air Force*	W	83-48	-
FIELD GOALS-ATT	534-1160	404-1055	01/02/21	at Air Force*	W	72-53	-
Field goal pct	.460	.383	01/06/21	at New Mexico*	W	77-45	-
3 POINT FG-ATT	138-393	138-423	01/08/21	at New Mexico*	W	82-46	-
3-point FG pct	.351	.326	01/14/21	SAN DIEGO STATE*	W	57-45	1,585
3-pt FG made per game	7.3	7.3	01/16/21	SAN DIEGO STATE*	W	64-59	1,638
FREE THROWS-ATT	226-319	206-285	01/19/21	COLORADO STATE*	W	83-64	1,553
Free throw pct	.708	.723	01/21/21	COLORADO STATE*	L	76-84	1,592
F-Throws made per game	11.9	10.8	01/25/21	at UNLV*	L	56-59	-
REBOUNDS	784	570	01/27/21	at UNLV*	W	83-74	30
Rebounds per game	41.3	30.0	02/04/21	at Fresno State*	W	69-53	-
Rebounding margin	+11.3	-	02/17/21	at Boise State*	L	70-79	679
ASSISTS	338	216	02/19/21	at Boise State*	L	77-81	872
Assists per game	17.8	11.4	02/26/21	NEVADA*	W	75-72	1,633
TURNOVERS	261	277	02/28/21	NEVADA*	W	87-66	1,527
Turnovers per game	13.7	14.6	03/04/21	WYOMING*	W	72-59	1627
Turnover margin	+0.8	-	03/06/21	at Fresno State*	W	57-51	-
Assist/turnover ratio	1.3	0.8	* - Denotes Mountain West Conference game				
STEALS	136	129					
Steals per game	7.2	6.8					
BLOCKS	98	65					
Blocks per game	5.2	3.4					
ATTENDANCE	13660	1581					
Home games-Avg/Game	9-1518	10-158					
Neutral site-Avg/Game	-	0-0					
SCORE BY PERIODS:	1st	2nd	OT	Total			
Utah State	701	731	-	1432			
Opponents	532	620	-	1152			

UTAH STATE MEN'S BASKETBALL

2020-21 UTAH STATE INDIVIDUAL POINTS-REBOUNDS-ASSISTS

OPPONENT	DATE	SCORE	W/L	02 BAIRSTOW	03 ASHWORTH	10 ANDERSON	11 SHULGA	12 ZAPALA	13 McCHESNEY	21 STASTNY	22 MILLER
VS VCU	11/25/20	69-85	L	8-0-1	5-4-0	0-1-1	0-2-0	2-0-0	0-0-0	DNP	8-3-1
VS SOUTH DAKOTA ST.	11/26/20	59-83	L	1-2-1	8-1-0	7-3-0	2-5-1	0-1-1	0-1-0	DNP	5-2-1
VS NORTHERN IOWA	11/27/20	82-71	W	0-0-0	0-1-1	0-0-0	3-3-0	DNP-C	DNP-C	DNP	9-2-2
BYU	12/05/20	64-67	L	2-0-0	3-1-0	0-1-1	DNP	DNP-C	DNP-C	DNP	3-3-0
COLLEGE OF IDAHO	12/08/20	90-64	W	11-3-4	15-3-7	9-5-2	DNP	2-1-1	2-2-0	DNP	2-1-0
AT WEBER STATE	CANCELED										
DIXIE STATE	CANCELED										
NORTHERN COLO.	12/18/20	63-50	W	0-0-1	2-2-0	0-4-1	0-1-0	3-1-0	DNP-I	DNP-C	7-2-0
SAN JOSÉ STATE	12/21/20	107-62	W	7-3-2	10-3-4	9-2-0	6-3-1	3-6-0	DNP-I	0-0-0	14-1-1
SAN JOSÉ STATE	12/23/20	85-52	W	11-0-2	8-1-4	7-1-1	0-2-0	4-5-0	DNP-I	0-0-0	12-0-1
AT AIR FORCE	12/31/20	83-48	W	9-4-1	10-0-2	3-2-0	2-3-0	0-2-0	DNP-I	0-0-0	14-1-2
AT AIR FORCE	01/02/21	72-53	W	0-1-0	5-1-0	5-2-1	DNP-C	0-0-0	DNP-I	DNP	13-0-0
AT NEW MEXICO	01/06/21	77-45	W	9-3-1	4-3-2	14-5-1	0-1-0	0-0-0	DNP-I	0-0-0	6-0-1
AT NEW MEXICO	01/08/21	82-46	W	12-8-4	10-0-5	7-1-1	2-1-1	0-0-0	DNP-I	3-0-0	3-2-3
SAN DIEGO STATE	01/14/21	57-45	W	5-1-0	5-2-3	6-0-0	DNP-C	DNP-C	DNP-I	DNP-C	16-2-2
SAN DIEGO STATE	01/16/21	64-59	W	2-0-0	17-2-1	9-7-1	DNP-C	DNP-C	DNP-I	DNP-C	11-2-0
COLORADO STATE	01/19/21	83-64	W	3-2-0	5-5-4	12-3-0	0-0-0	0-0-0	DNP-I	0-0-0	20-4-1
COLORADO STATE	01/21/21	76-84	L	0-0-0	10-2-5	10-3-0	DNP-C	DNP-C	DNP-I	DNP-C	14-2-0
AT UNLV	01/25/21	56-59	L	4-0-1	0-4-1	0-3-1	0-0-0	DNP-C	DNP-I	DNP-C	7-2-1
AT UNLV	01/27/21	83-74	W	3-1-0	3-2-1	5-0-1	0-0-0	DNP-C	DNP-I	DNP-C	15-2-1
AT FRESNO STATE	02/04/21	69-53	W	0-1-1	10-1-4	13-4-0	0-0-0	0-0-0	DNP-I	DNP-C	8-2-2
AT FRESNO STATE	PPD										
WYOMING	PPD										
WYOMING	CANCELED										
AT BOISE STATE	02/17/21	70-79	L	5-3-1	3-3-6	7-6-0	0-0-0	DNP-C	DNP-I	DNP-C	2-2-2
AT BOISE STATE	02/19/21	77-81	L	0-0-0	7-2-5	8-3-1	2-2-0	DNP-C	DNP-I	DNP-C	10-4-1
NEVADA	02/26/21	75-72	W	0-0-1	9-0-2	10-2-2	7-4-2	DNP-C	DNP-I	DNP-C	10-3-0
NEVADA	02/28/21	87-66	W	DNP-C	9-1-4	12-2-0	5-8-2	0-0-0	DNP-I	0-0-1	0-0-0
WYOMING	03/04/21	72-59	W	0-1-2	13-3-3	6-4-2	8-3-0	DNP-C	DNP-I	DNP-C	DNP-I
AT FRESNO STATE	03/06/21	57-51	W	2-1-0	6-1-3	11-4-1	0-1-1	DNP-C	DNP-I	DNP-C	DNP-I
VS UNLV	03/11/21	74-53	W	4-0-0	0-2-3	5-1-0	0-1-0	DNP-C	DNP-I	DNP-C	8-1-0
VS COLORADO ST.	03/12/21	62-50	W	DNP-C	0-2-4	8-5-0	0-0-0	DNP-C	DNP-I	DNP-C	11-1-2
VS SAN DIEGO ST.	03/13/21	57-68	L	DNP-C	0-0-0	8-2-1	0-2-0	DNP-C	DNP-I	DNP-C	4-2-0

OPPONENT	DATE	SCORE	W/L	23 QUETA	24 WORSTER	32 DORIUS	34 BEAN	35 WICKIZER	44 ANTHONY	52 KARWOWSKI
VS VCU	11/25/20	69-85	L	17-10-1	10-1-0	0-1-1	13-4-3	DNP-C	6-5-0	DNP
VS SOUTH DAKOTA ST.	11/26/20	59-83	L	12-8-3	9-2-3	0-1-0	5-2-0	0-0-0	10-1-1	DNP
VS NORTHERN IOWA	11/27/20	82-71	W	15-10-2	17-4-3	1-1-0	15-10-4	DNP-C	22-6-2	DNP
BYU	12/05/20	64-67	L	18-8-4	15-5-5	0-0-0	6-13-0	DNP-C	17-7-0	DNP-C
COLLEGE OF IDAHO	12/08/20	90-64	W	8-8-3	11-4-1	9-4-0	21-7-0	0-0-0	DNP	DNP
AT WEBER STATE	CANCELED									
DIXIE STATE	CANCELED									
NORTHERN COLO.	12/18/20	63-50	W	6-7-3	12-4-4	2-5-0	12-11-2	DNP-C	19-1-2	DNP-C
SAN JOSÉ STATE	12/21/20	107-62	W	8-9-5	6-1-7	8-10-0	16-11-4	0-1-0	12-4-2	0-0-0
SAN JOSÉ STATE	12/23/20	85-52	W	9-11-4	15-4-3	2-5-0	6-12-0	0-1-0	8-9-4	0-1-0
AT AIR FORCE	12/31/20	83-48	W	10-5-5	4-5-3	4-2-0	15-4-5	0-0-0	12-2-6	0-0-0
AT AIR FORCE	01/02/21	72-53	W	15-11-6	13-3-2	0-4-0	12-7-2	DNP-C	9-7-4	DNP-C
AT NEW MEXICO	01/06/21	77-45	W	18-6-1	2-6-1	4-6-2	5-1-4	0-1-0	15-5-3	DNP-C
AT NEW MEXICO	01/08/21	82-46	W	11-13-1	8-4-2	6-5-1	13-13-2	DNP-C	12-8-4	DNP-C
SAN DIEGO STATE	01/14/21	57-45	W	14-16-1	5-4-3	0-0-1	4-4-3	DNP-C	2-5-2	DNP-C
SAN DIEGO STATE	01/16/21	64-59	W	10-10-4	5-4-2	9-7-1	4-6-0	DNP-C	6-7-2	DNP-C
COLORADO STATE	01/19/21	83-64	W	18-12-2	8-2-9	1-4-0	8-7-1	0-0-0	8-3-3	DNP-C
COLORADO STATE	01/21/21	76-84	L	13-5-3	12-4-5	3-4-0	8-6-2	DNP-C	6-6-2	DNP-C
AT UNLV	01/25/21	56-59	L	8-11-3	9-3-1	0-1-0	10-6-0	DNP-C	18-9-3	DNP-C
AT UNLV	01/27/21	83-74	W	13-8-3	19-9-9	0-3-0	13-9-4	DNP-C	12-5-2	DNP-C
AT FRESNO STATE	02/04/21	69-53	W	14-5-1	3-3-2	9-5-1	5-5-2	0-0-0	7-5-4	DNP-C
AT FRESNO STATE	PPD									
WYOMING	PPD									
WYOMING	CANCELED									
AT BOISE STATE	02/17/21	70-79	L	32-10-0	DNP-I	0-1-0	10-6-2	DNP-C	11-3-3	DNP-C
AT BOISE STATE	02/19/21	77-81	L	30-11-3	DNP-I	0-1-0	11-5-1	DNP-C	9-3-3	DNP-C
NEVADA	02/26/21	75-72	W	16-17-2	DNP-I	0-1-0	19-10-3	DNP-C	4-0-8	DNP-C
NEVADA	02/28/21	87-66	W	26-13-6	3-3-2	2-1-0	17-13-4	0-1-0	11-2-3	2-0-0
WYOMING	03/04/21	72-59	W	14-13-2	8-0-6	DNP-C	21-10-2	DNP-C	2-4-3	DNP-C
AT FRESNO STATE	03/06/21	57-51	W	13-11-2	9-4-2	0-0-0	13-12-1	DNP-C	3-1-4	DNP-C
VS UNLV	03/11/21	74-53	W	18-13-1	14-6-8	0-2-0	10-5-1	DNP-C	15-13-5	DNP-C
VS COLORADO ST.	03/12/21	62-50	W	18-14-0	5-7-4	DNP-C	13-11-1	DNP-C	7-5-5	DNP-C
VS SAN DIEGO ST.	03/13/21	57-68	L	18-6-0	8-4-4	DNP-C	12-6-1	DNP-C	7-8-4	DNP-C

DNP-C - COACH'S DECISION | DNP-I - INJURED

UTAH STATE MEN'S BASKETBALL

2020-21 TEAM COMPARISON

Opponent	1st	2nd	OT	Score	Mar	Tot FG	FG Pct	3-PT	3FG	FT	FT Pct	Reb	Mar	Asst	TO	B	S	FL
vs VCU	41/38	28/47	-	69-85	-16	24-56/28-53	.429/.528	4-17/10-24	.235/.417	17-26/19-22	.654/.864	35/28	+7	8/16	18/14	1/7	3/10	19/23
vs South Dakota St.	29/44	30/39	-	59-83	-24	21-57/32-57	.368/.561	7-22/15-27	.318/.556	10-12/4-5	.833/.800	29/27	+2	11/19	16/12	3/4	5/7	8/16
vs Northern Iowa	39/40	43/31	-	82-71	+11	26-56/25-69	.464/.362	7-17/14-37	.412/.378	23-31/7-9	.742/.778	43/33	+10	14/13	13/10	7/2	5/3	13/25
BYU	29/39	35/28	-	64-67	-3	21-59/22-55	.356/.400	2-13/8-22	.154/.364	20-29/15-19	.690/.789	42/35	+7	10/12	13/14	2/4	8/3	21/24
COLLEGE OF IDAHO	44/33	46/31	-	90-64	+26	30-58/22-57	.517/.386	4-12/12-34	.333/.353	26-30/8-9	.867/.889	40/24	+16	18/13	13/18	3/3	12/5	13/21
at Weber State	Canceled																	
DIXIE STATE	Canceled																	
NORTHERN COLO.	28/27	35/23	-	63-50	+13	26-62/19-48	.419/.396	3-8/6-23	.375/.261	8-13/6-9	.615/.667	40/30	+10	13/8	9/16	2/3	9/3	10/15
SAN JOSÉ ST.	47/26	60/36	-	107-62	+45	43-83/23-70	.518/.329	11-31/6-26	.355/.231	10-15/10-21	.667/.476	59/36	+23	27/9	9/13	7/6	7/4	22/13
SAN JOSÉ ST.	42/25	43/27	-	85-52	+33	30-70/15-64	.429/.234	8-24/4-20	.333/.200	17-25/18-26	.680/.692	54/44	+10	19/8	13/17	10/6	6/7	18/21
at Air Force	44/28	39/20	-	83-48	+35	34-65/17-36	.523/.472	12-30/5-19	.400/.263	3-6/9-14	.500/.643	32/23	+9	24/12	9/26	1/2	11/3	21/11
at Air Force	33/20	39/33	-	72-53	+19	30-55/19-47	.545/.404	7-19/5-14	.368/.357	5-10/10-12	.500/.833	38/21	+17	15/8	18/16	7/3	7/9	15/15
at New Mexico	41/18	36/27	-	77-45	+32	28-57/15-56	.491/.268	4-16/5-21	.250/.238	17-21/10-14	.810/.714	41/29	+12	16/5	15/18	10/5	7/7	12/17
at New Mexico	45/18	37/28	-	82-46	+36	32-63/19-61	.508/.311	7-16/5-21	.438/.238	11-17/3-4	.647/.750	53/22	+31	20/8	17/14	5/4	6/6	8/17
SAN DIEGO ST.	33/20	24/25	-	57-45	+12	23-53/17-54	.434/.315	9-23/5-21	.391/.238	2-2/6-9	1.000/.667	36/34	+2	15/10	18/16	4/2	10/10	12/11
SAN DIEGO ST.	22/32	42/27	-	64-59	+5	19-51/23-56	.373/.411	7-21/6-19	.333/.316	19-25/17-15	.760/.467	39/32	+7	11/7	16/12	7/3	5/6	19/23
COLORADO ST.	44/29	39/35	-	83-64	+19	26-57/21-52	.456/.404	10-19/9-27	.526/.333	21-28/13-18	.750/.722	44/25	+19	20/16	14/15	4/3	7/5	17/21
COLORADO ST.	35/37	41/47	-	76-84	-8	27-64/25-50	.422/.500	8-31/9-20	.258/.450	14-22/25-29	.636/.862	35/32	+3	17/18	15/13	2/4	6/9	23/23
at UNLV	34/39	22/20	-	56-59	-3	20-61/20-61	.328/.328	5-22/13-30	.227/.433	11-12/6-7	.917/.857	44/38	+6	11/14	17/18	7/3	8/13	12/16
at UNLV	37/34	46/40	-	83-74	+9	31-62/26-60	.500/.433	10-19/10-28	.526/.357	11-17/12-16	.647/.750	41/29	+12	21/15	13/11	3/4	5/6	15/16
at Fresno St.	33/29	36/24	-	69-53	+16	26-52/20-54	.500/.370	6-14/4-19	.429/.211	11-15/9-13	.733/.692	32/31	+1	17/8	12/11	7/3	8/6	14/16
at Fresno St.	PPD																	
WYOMING	PPD																	
WYOMING	Canceled																	
at Boise St.	39/37	31/42	-	70-79	-9	29-63/28-63	.460/.444	3-16/8-23	.188/.348	9-13/15-17	.692/.882	37/32	+5	14/13	13/10	3/1	6/4	20/18
at Boise St.	37/30	51/40	-	77-81	-4	33-66/29-54	.500/.537	4-14/7-17	.286/.412	7-11/16-20	.636/.800	34/25	+9	14/15	14/12	3/6	6/6	18/15
NEVADA	41/25	34/47	-	75-72	+3	23-52/24-58	.442/.414	11-21/13-26	.524/.500	18-27/11-14	.667/.786	38/28	+10	20/18	16/12	5/1	7/11	9/22
NEVADA	39/23	48/43	-	87-66	+21	29-68/24-51	.426/.471	4-22/8-19	.182/.421	25-27/10-15	.926/.667	47/24	+13	22/13	12/19	3/3	11/7	17/19
WYOMING	38/35	34/23	-	72-59	+13	30-66/21-56	.455/.375	6-20/9-31	.300/.290	6-10/8-12	.600/.667	42/33	+9	20/11	9/12	5/1	5/6	15/14
at Fresno St.	17/27	40/24	-	57-51	+6	21-52/18-52	.404/.346	6-15/7-22	.400/.318	9-16/8-9	.563/.889	38/32	+6	14/8	12/12	5/4	8/4	14/19
vs UNLV	24/24	50/29	-	74-53	+21	28-62/19-59	.452/.322	6-18/6-22	.333/.273	12-15/9-13	.800/.692	45/32	+13	18/9	10/12	5/4	6/7	12/15
vs Colorado St.	32/28	30/22	-	62-50	+12	22-61/17-67	.361/.254	7-25/3-19	.280/.158	11-14/13-18	.786/.722	50/43	+7	16/6	12/6	11/4	4/7	14/16
vs San Diego St.	24/28	33/40	-	57-68	-11	19-51/26-58	.373/.448	3-13/2-15	.231/.133	16-19/14-17	.842/.824	34/31	+3	10/7	16/9	4/5	2/10	12/20

2020-21 GAME-BY-GAME SUPERLATIVES

Opponent	Points in Paint	Points off TO	2nd Chance Points	Fastbreak Points	Bench Points	Largest Lead
vs VCU	36/34	26/28	17/12	2/10	15/29	10/16
vs South Dakota St.	24/34	2/17	2/5	6/16	18/21	2/26
vs Northern Iowa	30/16	13/5	8/10	6/0	4/19	12/8
BYU	30/24	14/10	7/8	2/6	5/12	6/11
COLLEGE OF IDAHO	40/6	32/12	17/8	12/7	37/33	27/1
at Weber State	Canceled					
DIXIE STATE	Canceled					
NORTHERN COLO.	36/22	21/2	13/5	6/4	7/11	17/4
SAN JOSÉ ST.	52/30	22/6	27/13	13/2	51/32	49/1
SAN JOSÉ ST.	34/14	19/11	9/5	13/4	35/27	35/-
at Air Force	40/24	45/4	16/2	11/0	28/16	37/2
at Air Force	44/22	19/17	8/2	2/3	10/9	25/-
at New Mexico	46/12	19/13	12/6	3/10	31/23	34/5
at New Mexico	38/22	14/14	16/9	6/2	35/27	36/-
SAN DIEGO ST.	20/16	12/16	6/4	4/0	16/6	13/3
SAN DIEGO ST.	18/26	14/17	6/3	2/6	28/36	8/10
COLORADO ST.	22/20	21/16	12/5	2/5	21/12	26/2
COLORADO ST.	28/28	16/16	14/7	6/4	23/22	10/12
at UNLV	30/10	14/12	11/6	4/4	4/8	6/10
at UNLV	32/20	8/18	14/10	14/3	11/11	14/6
at Fresno St.	24/26	13/17	6/15	3/2	32/27	20/1
at Fresno St.	PPD					
WYOMING	PPD					
WYOMING	Canceled					
at Boise St.	40/36	10/15	10/5	4/4	12/17	4/9
at Boise St.	44/38	12/15	16/5	9/13	10/14	10/6
NEVADA	22/20	14/9	11/8	7/8	16/19	21/2
NEVADA	42/24	20/16	24/2	10/0	21/13	26/2
WYOMING	38/22	11/11	8/5	0/0	21/16	18/7
at Fresno St.	18/14	20/13	12/5	4/3	8/10	6/12
vs UNLV	30/18	5/10	9/10	5/0	9/16	23/6
vs Colorado St.	20/26	3/13	18/9	7/2	8/14	16/4
vs San Diego St.	26/40	11/14	12/12	5/8	8/16	2/11

TOTALS 904/644 449/367 341/196 168/116 499/490

UTAH STATE MEN'S BASKETBALL

2020-21 UTAH STATE MEN'S BASKETBALL TRENDS

	Under Smith	2020-21
Overall Record	74-23	20-8
Mountain West	42-13	15-4
Home/Road/Neutral	39-4 / 20-13 / 15-6	10-2 / 7-3 / 3-3
MW Home/Road/Neutral	24-3 / 18-10 / 0-0	8-1 / 7-3 / 0-0
Overtime	4-1	0-0

When the Aggies

Win the tip	52-13	17-6
Lose the tip	22-10	3-2

Lead at halftime	62-9	16-3
Trail at halftime	7-14	3-5
Are tied at halftime	5-0	1-0

Shoot better from the field than opponent	66-5	18-1
Shoot worse from the field than opponent	8-17	2-6
Shoot the same from the field as opponent	0-1	0-1

Shoot better from 3-point range than opponent	53-2	18-0
Shoot worse from 3-point range than opponent	17-21	2-8
Shoot the same from 3-point range as opponent	0-0	0-0

Shoot better from the line than opponent	41-9	9-2
Shoot worse from the line than opponent	32-14	11-6
Shoot the same from the line as opponent	1-0	0-0

Outrebound opponent	72-16	20-8
Are outrebounded by opponent	2-7	0-0
Are even in rebounds with opponent	0-0	0-0

Have more offensive rebounds than opponent	55-17	15-8
Have fewer offensive rebounds than opponent	18-6	4-0
Have the same number of offensive rebounds	1-0	1-0

Have more defensive rebounds than opponents	68-11	18-4
Have fewer defensive rebounds than opponents	3-11	1-4
Have the same number of defensive rebounds	3-1	1-0

Commit more fouls than opponent	20-7	4-2
Commit fewer fouls than opponent	47-10	15-5
Commit same number of fouls	7-6	1-1

Have more assists than opponent	68-7	20-2
Have fewer assists than opponent	4-16	0-6
Have same number of assists	2-0	0-0

Commit more turnovers than opponent	33-16	8-5
Commit fewer turnovers than opponent	33-6	11-3
Commit the same number of turnovers	8-1	1-0

Block more shots than opponent	40-7	15-2
Block fewer shots than opponent	27-15	3-6
Block the same number of shots	7-1	2-0

Have more steals than opponent	36-4	9-2
Have fewer steals than opponent	31-18	8-5
Have same number of steals	7-1	3-1

Starting frontline outcores the opponent's	50-12	18-8
Starting frontline is outcored by the opponent's	22-11	2-0
Starting frontlines scores same amount	2-0	0-0

Starting backcourt outcores the opponent's	46-5	16-0
Starting backcourt is outcored by the opponent's	28-17	4-8
Starting backcourts scores same amount	0-1	0-0

Bench outcores the opponent's	53-9	12-1
Bench is outcored by the opponent's	18-14	7-7
Bench scores same amount	3-0	1-0

Utah State's Points Scored/Allowed Summary				
Record When Scoring			Record When Allowing	
0-0	(0-0)	30-39	0-0	(1-0)
0-0	(0-1)	40-49	4-0	(9-0)
2-3	(3-5)	50-59	9-1	(27-1)
4-2	(11-9)	60-69	4-2	(17-6)
5-3	(24-5)	70-79	3-1	(16-7)
7-0	(24-3)	80-89	0-4	(3-8)
1-0	(6-0)	90-99	0-0	(1-1)
1-0	(6-0)	100+	0-0	(0-0)

Utah State's Record When the Margin is...					
1 (pt.)	2	3	4	5	6
0-0 (1-1)	0-0 (3-1)	1-2 (4-2)	0-1 (1-2)	1-0 (3-3)	1-0 (1-0)
7	8	9	10-15	16-20	20+
0-0 (4-0)	0-1 (2-2)	1-1 (4-2)	5-1 (11-4)	3-1 (14-4)	8-1 (26-2)

Utah State's Record by Month				
Nov.	Dec.	Jan.	Feb.	March
1-2 (14-4)	5-1 (15-4)	7-2 (17-8)	3-2 (16-5)	4-1 (12-2)

Utah State's Record by Day of the Week						
Sun.	Mon.	Tues.	Wed.	Thurs.	Fri.	Sat.
1-0 (2-0)	1-1 (3-1)	2-0 (14-1)	3-2 (12-7)	5-2 (7-3)	5-1 (13-3)	3-2 (23-8)

2020-21 Starters/Non-Starters Production Summary		
	Starters	Bench
	Total/% Team	Total/% Team
Minutes	4,061/72.5%	1,539/27.5%
Points	1,528/74.5%	524/25.5%
Rebounds	790/69.2%	352/30.8%

2020-21 Miscellaneous Statistics					
	Games	Double Figure Scoring	20-Pt. Games	Double Figure Reb(Asst)	Double Doubles
2 Bairstow	25	2	0	0	0
3 Ashworth	28	7	0	0	0
10 Anderson	28	7	0	0	0
11 Shulga	22	0	0	0	0
12 Zapala	13	0	0	0	0
13 McChesney	3	0	0	0	0
21 Stastny	7	0	0	0	0
22 Miller	26	12	1	0	0
23 Queta	28	23	3	17	15
24 Worster	25	10	0	0	0
32 Dorius	25	0	0	1	0
34 Bean	28	19	2	11	9
35 Wickizer	9	0	0	0	0
44 Anthony	27	13	1	1	1
52 Karwowski	4	0	0	0	0

	2020-21 Scoring Average by Halves				
	1st Half	2nd Half	OT1	OT2	Total
Utah State	36.5	37.9	-	-	74.4
Opponents	30.1	32.8	-	-	62.9

2020-21 Starting Lineups	
Queta (C), Bean (F), Miller (G), Anthony (G), Worster (G)	15-6
Queta (C), Bean (F), Miller (G), Bairstow (G), Worster (G)	1-0
Queta (C), Bean (F), Miller (G), Anthony (G), Ashworth (G)	0-2
Queta (C), Bean (F), Anderson (F), Miller (G), Anthony (G)	2-0
Queta (C), Bean (F), Anderson (F), Anthony (G), Worster (G)	2-0

2020-21 Specialty Stats			
	FTs under 1 min	Charges Drawn	Dunks
2 Bairstow	0-0	0	1
3 Ashworth	6-8	4	0
10 Anderson	1-3	0	3
12 Zapala	0-1	0	1
22 Miller	4-6	0	1
23 Queta	2-3	0	42
24 Worster	6-8	0	0
32 Dorius	1-2	0	7
34 Bean	7-8	1	6
35 Wickizer	0-1	0	0
44 Anthony	5-6	0	5



HEAD COACH CRAIG SMITH

North Dakota, 1996

Third Year (225-107, Nine Seasons)

Since being named the 19th head men's basketball coach in Utah State history on March 26, 2018, Craig Smith has led the Aggies to a wealth of success over his first two years. The run has included back-to-back Mountain West Tournament Championships, a share of the 2019 Mountain West regular season title and back-to-back NCAA Tournament berths. Under Smith, Utah State has compiled an overall mark of 54-15, including a 27-9 mark in the Mountain West.

The Aggies have been especially strong at home under Smith, logging a record of 29-2 inside the Dee Glen Smith Spectrum, making Utah State one of just 13 teams in the nation with two or fewer losses at home over the last two years. USU has also recorded more points than any other two-year span in school history as his 2018-19 squad scored a school-record 2,753 points, with the 2019-20 team scoring 2,600 points, third-most in school history.

In all, Smith has 24 years of collegiate coaching experience, including nine years as a head coach, and has been to post-season play 12 times during his career, while winning four regular season and four postseason conference championships. As a head coach, Smith has been named conference Coach of the Year four times (2006, 2007, 2017, 2019) in addition to receiving the NAIA II National Coach of the Year Award in 2007, the National Association of Basketball Coaches (NABC) District 12 Coach of the Year Award in 2017, and NABC District 17 Coach of the Year and USBWA District VIII Coach of the Year in 2019.

In his first year at the helm at Utah State, Smith led the Aggies to a 28-7 record, the most wins by a first-year head coach and the third-most wins overall in school history. USU advanced the NCAA Tournament, earning a No. 8 seed, the highest in program history, and logged school records of 2,753 points and 147 blocks.

Smith was equally as successful in his second year, guiding Utah State to an overall mark of 26-8, a second-straight Mountain West Tournament championship and an NCAA Tournament berth. The Aggies were one of just 12 teams in the nation to secure a tournament spot before the event was canceled because of the COVID-19 pandemic.

Individually, players have thrived under Smith as Sam Merrill was the 2019 MW Player of the Year, the first player in MW history to earn back-to-back MW Tournament MVP honors, a two-time first-team all-MW selection and a 2019 AP honorable mention All-American. Neemias Queta was the 2019 MW Freshman of the Year, 2019 MW Defensive Player of the Year, two-time all-MW selection and two-time MW all-defensive team honoree. Justin Bean was most recently named third-team all-MW in 2020, along with earning MW all-defensive team honors.

The Aggies have also excelled in the classroom under Smith, earning an NCAA Division I-best seven NABC Honors Court accolades in 2020, while eight student-athletes have earned a total of 13 academic all-MW awards and six more have earned a total of nine MW scholar-athlete accolades.

Smith came to Utah State after spending four years as the head coach at the University of South Dakota, where he led the Coyotes to a 79-55 (.590) record, including a 38-26 (.594) mark in the Summit League. In his last two seasons at USD, he led the program to back-to-back postseason appearances (NIT, CBI) and a conference championship (2017), as the Coyotes produced a 48-21 (.696) record, including a 23-7 (.767) mark in league play.

During the 2017-18 season at South Dakota, Smith led the Coyotes to a 26-9 record, which is the second-most wins in school history, and its best record in their 10 years at the Division I level. USD also finished second in its conference during the 2017-18 campaign with an 11-3 mark and advanced to the championship game of the Summit League Tournament, followed by an appearance in the College Basketball Invitational, which was its second-straight postseason appearance. In all, USD did not lose back-to-back games once during the 2017-18 regular season.

Statistically, South Dakota led the Summit League and ranked 12th in the nation in scoring margin (+12.2 points per game) during the 2017-18 season, while also ranking first in the conference and 32nd nationally in field goal percentage defense (.409), and first in the conference and 36th in the nation in field goal percentage offense (.476). USD also ranked third in the Summit League and 35th in the nation in scoring offense (80.9 points per game) during the 2017-18 campaign, second in the conference and 30th in the nation in turnovers (11.1 per game), and second in the league and 20th nationally in turnover margin (+3.2 per game). The Coyotes also led the league and ranked 65th nationally in 3-point field goal percentage defense (.329) last season and were first in the conference in scoring defense (68.7 points per game), while also ranking second in the conference in both free throws made (555) and attempted (740).

Following the 2016-17 season, Smith was named the Summit League and NABC District 12 Coach of the Year as he led South Dakota to a 22-12 record, including a 12-4 mark in league play, to win its second-ever Division I conference championship. The Coyotes concluded the season by playing in the National Invitation Tournament.

During his four years as the head coach at South Dakota, Smith coached nine players who earned a total of 11 Summit League honors, including Matt Mooney, who was a two-time first-team all-league honoree and a two-time NABC All-District 12 team member.

Prior to being the head coach at South Dakota, Smith spent two seasons as an assistant at Nebraska (2013-14) and five seasons as an assistant at Colorado State (2008-12), helping the Cornhuskers to the 2014 NCAA Tournament and the Rams to the 2012 NCAA Tournament. While at CSU, Smith also helped the Rams advance to the 2010 CBI Tournament and the 2011 NIT.

Smith's other head coaching stint was at Mayville State University in North Dakota, where he compiled a 72-29 record in three seasons and three-straight NAIA II National Tournament appearances from 2005-07. The Comets were 1-25 the season before Smith's arrival and competed in the NAIA National Championship game in their third season under Smith.

After winning 17 games in his first season at Mayville State, the Comets set a school record for victories with 28 during the 2005-06 campaign, while winning the Dakota Athletic Conference (DAC) regular season and tournament championships. Mayville State advanced to the national quarterfinals before falling to the eventual national champions.

In 2007, Smith was named the NAIA II National Coach of the Year when the Comets defended their regular season and tournament titles and advanced to the National Championship game. It marked the first time any men's basketball team from North Dakota had ever played for a national title. Smith also earned DAC Coach of the Year honors in both 2006 and 2007.

Smith began his coaching career as an assistant at Mayville State during the 1996-97 season as he helped the Comets advance to the NAIA II Tournament. He then spent the 1997-98 season as a graduate assistant at Northern State in South Dakota, helping the Wolves to the Elite Eight of the NCAA Division II Tournament. He then spent three seasons as an assistant at Minot State in North Dakota, followed by three more seasons as an assistant at North Dakota State, where he began his affiliation with current Nebraska head coach Tim Miles. Following his three years as head coach at Mayville State, Smith worked under Miles at both Colorado State and Nebraska before becoming the head coach at South Dakota.

Smith is a Stephen, Minn., native and a 1996 graduate of the University of North Dakota, where he earned his bachelor's degree in secondary education. He then earned his master's degree in teaching and learning from Northern State, where he served as a graduate assistant for the 1997-98 season. The Wolves reached their first-ever Elite Eight that season.

Smith and his wife, Darcy, have three sons: Landon, Brady and Carson, along with a daughter, Lauren.

COACH SMITH VS THE NATION

Air Force	5-1	New Mexico	6-1
Alabama State	1-0	North Carolina A&T	1-0
Arizona State	0-1	North Dakota State	4-4
Avila	1-0	North Texas	1-1
Boise State	2-3	Northern Arizona	1-0
Bowling Green	2-0	Northern Colorado	1-1
BYU	0-3	Northern Illinois	0-1
Colorado State	6-1	Northern Iowa	2-0
Col. of Idaho	1-0	Northland College	1-0
Creighton	0-1	Omaha	5-4
CSU Bakersfield	1-1	Oral Roberts	6-2
CSU Northridge	2-0	Peru State	1-0
Denver	6-4	Portland	0-1
Doane	1-0	Presentation	1-0
Drake	2-0	Sacramento State	2-0
Duke	0-1	Saint Katherine	1-0
Eastern Oregon	2-0	Saint Mary's	1-1
Eastern Washington	2-0	Sam Houston State	0-1
Fairfield	0-1	San Diego State	5-4
Florida	1-0	San José State	7-0
Florida Gulf Coast	1-0	South Dakota Mines	1-0
Fort Wayne	6-4	South Dakota State	3-9
Fresno State	6-1	South Florida	1-0
Grambling State	1-0	Southern Mississippi	1-0
Gonzaga	0-1	Stanford	0-1
Hartford	1-0	TCU	0-1
Hofstra	0-1	UCLA	0-1
Houston	0-2	UC Irvine	1-0
Illinois	0-1	UNLV	4-4
Iowa	0-1	Utah Valley	1-1
IUPUI	4-2	UTSA	1-0
Kansas City	2-1	VCU	0-1
Kansas State	0-1	Washington	0-1
Kent State	1-0	Wayne State (Neb.)	1-0
LSU	1-0	Weber State	2-0
Mayville State	1-0	Western Illinois	8-1
Milwaukee	2-0	Wofford	0-1
Minnesota	1-0	Wyoming	6-0
Mississippi Valley St.	1-0	Youngstown State	1-1
Montana	2-0	York College	1-0
Montana State	5-0	Wright State	0-1
Mount Marty	1-0	Overall	225-107
Nebraska	0-1	Conf Tourney	12-5
Nevada	4-1		

CLOSER LOOK AT COACH SMITH

Personal

- **Hometown** - Stephen, Minn.
- **Wife** - Darcy
- **Children** - Landon, Brady, Carson, Lauren

Educational Background

- **College** - North Dakota, 1996 (Secondary Education)
- Northern State, 1998 (Master's - Teaching & Learning)

Coaching Experience

- **Assistant Coach** - Mayville State (1997)
- **Graduate Assistant** - Northern State (1998)
- **Assistant Coach** - Minot State (1999-2001)
- **Assistant Coach** - North Dakota State (2002-04)
- **Head Coach** - Mayville State (2005-07) - **Record:** 72-29
- **Assistant Coach** - Colorado State (2008-12)
- **Assistant Coach** - Nebraska (2013-14)
- **Head Coach** - South Dakota (2015-18) - **Record:** 79-55
- **Head Coach** - Utah State (2019-pres.) - **Record:** 74-23

UTAH STATE MEN'S BASKETBALL

2020-21 UTAH STATE PROFILES



#2 Sean Bairstow

6-8 • 190 • Sophomore • Guard
Brisbane, Australia • Churchie

CAREER SUPERLATIVES

FT < 1 min 2-2	Charges Drawn 0	Dunks 1
-------------------	--------------------	------------

CAREER STATISTICS

	GP-GS	Min	Avg	FG-FGA	Pct	3FG-FGA	Pct	FT-FTA	Pct	Off	Def	Tot	Avg	PF	FO	A	TO	Blk	Stl	Pts	Avg
2019-20	32-0	373	11.7	33-74	.446	8-24	.333	15-21	.714	5	44	49	1.5	33	0	33	34	1	5	89	2.8
2020-21	25-1	293	11.7	36-76	.474	10-26	.385	11-16	.688	3	25	28	1.1	17	0	19	22	3	9	93	3.7
Total	57-1	666	11.7	69-150	.460	18-50	.360	26-37	.703	8	69	77	1.4	50	0	52	56	4	14	182	3.2

BAIRSTOW GAME-BY-GAME IN 2020-21

Date	Opponent	MIN	FG	3FG	FT	O-D-T	PF	A	TO	B	S	TP
N25	vs VCU	18	2-5	1-1	3-4	0-0-0	3	1	2	0	2	8
N26	vs S. Dakota St.	14	0-2	0-0	1-2	1-1-2	0	1	5	0	0	1
N27	vs Northern Iowa	8	0-1	0-0	0-0	0-0-0	0	0	1	1	0	0
D05	BYU	18	1-5	0-2	0-0	0-0-0	3	0	1	0	1	2
D08	College of Idaho	^33	4-9	2-4	1-1	0-3-3	0	4	2	0	3	11
D18	Northern Colorado	10	0-1	0-1	0-0	0-0-0	1	1	0	0	0	0
D21	San José State*	18	3-4	1-1	0-0	0-3-3	1	2	1	0	0	7
D23	San José State*	20	5-7	1-2	0-0	0-0-0	1	2	1	0	0	11
D31	at Air Force*	16	4-8	1-2	0-1	0-4-4	2	1	1	0	0	9
J02	at Air Force*	8	0-1	0-1	0-0	0-1-1	0	0	1	0	0	0
J06	at New Mexico*	15	3-6	1-3	2-2	0-3-3	0	1	0	0	1	9
J08	at New Mexico*	17	2-4	0-1	3-4	0-2-2	1	0	0	1	0	7
J14	San Diego State*	8	2-3	1-1	0-0	0-1-1	0	0	1	0	0	5
J16	San Diego State*	8	1-1	0-0	0-0	0-0-0	1	0	1	0	0	2
J19	Colorado State*	6	1-1	1-1	0-0	1-1-2	0	0	1	0	0	3
J21	Colorado State*	7	0-1	0-1	0-0	0-0-0	0	0	0	0	0	0
J25	at UNLV*	14	2-4	0-1	0-0	0-0-0	0	1	1	0	1	4
J27	at UNLV*	8	1-2	0-0	1-2	1-0-1	1	0	1	0	0	3
F04	at Fresno State*	6	0-0	0-0	0-0	0-1-1	0	1	0	0	0	0
F17	at Boise State*	17	2-5	1-1	0-0	0-3-3	1	1	1	1	1	5
F19	at Boise State*	6	0-0	0-0	0-0	0-0-0	2	0	1	0	0	0
F26	Nevada*	5	0-0	0-0	0-0	0-0-0	0	1	0	0	0	0
F28	Nevada*	DNP-C										
M04	Wyoming*	5	0-2	0-2	0-0	0-1-1	0	2	0	0	0	0
M06	at Fresno State*	7	1-2	0-1	0-0	0-1-1	0	0	0	0	0	2
M11	vs UNLV#	1	2-2	0-0	0-0	0-0-0	0	0	0	0	0	4
M12	vs Colorado State#	DNP-C										
M13	vs San Diego State#	DNP-C										

^ = Starter / * = MW game / # = MW Championships

BAIRSTOW'S SEASON HIGHS

Points	11 (2) San José State (12/23)
FG Made	5 San José State (12/23)
FG ATT	9 College of Idaho (12/8)
3PT FG Made	2 College of Idaho (12/8)
3PT FG ATT	4 College of Idaho (12/8)
FT Made	3 (2) at New Mexico (1/8)
FT ATT	4 (2) at New Mexico (1/8)
Rebounds	4 at Air Force (12/31)
Assists	4 College of Idaho (12/8)
Steals	3 College of Idaho (12/8)
Blocks	1 (3) at Boise State (2/17)
Minutes	33 College of Idaho (12/8)

BAIRSTOW'S CAREER HIGHS

Points	14 Eastern Oregon (12/28/19)
FG Made	5 (2) San José State (12/23/20)
FG ATT	9 College of Idaho (12/8/20)
3PT FG Made	2 (2) College of Idaho (12/8/20)
3PT FG ATT	4 (2) College of Idaho (12/8/20)
FT Made	3 (3) at New Mexico (1/8/21)
FT ATT	4 (3) at New Mexico (1/8/21)
Rebounds	6 (2) Air Force (1/21/20)
Assists	5 St. Katherine (12/10/19)
Steals	3 College of Idaho (12/8/20)
Blocks	1 (4) at Boise State (2/17/21)
Minutes	33 College of Idaho (12/8/20)

BAIRSTOW'S SEASON/CAREER SUPERLATIVES

Double-Figure Scoring:	2 times	/	3 times
20-Plus Points:	-	/	-
5-Plus Assists:	-	/	1 time
5-Plus Rebounds:	-	/	2 times

BASKETBALL PEDIGREE

Bairstow has family ties to Utah State and the Mountain West as his sister, Stephanie, was a member of the USU women's basketball team from 2013-14, and his brother, Cam, was an all-conference performer at New Mexico from 2011-14.

FAMILY CABOOSE

Bairstow is the youngest of seven children.

REPRESENTING DOWN UNDER

Member of the U19 Australian National Team and a two-year member of the U20 Queensland team.

AGGIE MADNESS DUNK KING

Bairstow won the slam dunk competition in Utah State's annual Aggie Madness event to begin the 2019-20 season.

AGGIE DEBUT

Made his Aggie debut in the 2019-20 home opener against Montana State, recording two points and one assist in four minutes of action.



#3 Steven Ashworth

6-1 • 170 • Freshman • Guard
Alpine, Utah • Lone Peak HS

CAREER SUPERLATIVES

FT < 1 min 6-8	Charges Drawn 5	Dunks 0
-------------------	--------------------	------------

CAREER STATISTICS

	GP-GS	Min	Avg	FG-FGA	Pct	3FG-FGA	Pct	FT-FTA	Pct	Off	Def	Tot	Avg	PF	FO	A	TO	Blk	Stl	Pts	Avg
2020-21	28-2	535	19.1	51-141	.362	31-84	.369	44-49	.898	7	45	52	1.9	47	0	75	36	1	16	177	6.3
Total	28-2	535	19.1	51-141	.362	31-84	.369	44-49	.898	7	45	52	1.9	47	0	75	36	1	16	177	6.3

ASHWORTH GAME-BY-GAME IN 2020-21

Date	Opponent	MIN	FG	3FG	FT	O-D-T	PF	A	TO	B	S	TP
N25	vs VCU	20	2-4	1-2	0-0	1-3-4	2	0	2	0	0	5
N26	vs S. Dakota St.	19	2-7	2-6	2-2	0-1-1	2	0	1	0	2	8
N27	vs Northern Iowa	6	0-0	0-0	0-0	0-1-1	1	1	0	0	0	0
D05	BYU	8	1-1	1-1	0-0	0-1-1	1	0	2	0	0	3
D08	College of Idaho	32	4-7	1-3	6-9	1-2-3	4	7	2	0	2	15
D18	Northern Colorado	10	0-1	0-0	2-2	1-1-2	0	0	0	0	0	2
D21	San José State*	15	3-6	2-5	2-2	0-3-3	3	4	1	0	0	10
D23	San José State*	21	1-4	1-2	5-6	0-1-1	1	4	2	0	2	8
D31	at Air Force*	20	4-6	2-4	0-0	0-0-0	1	2	0	0	1	10
J02	at Air Force*	17	2-4	1-3	0-0	0-1-1	3	0	1	0	1	5
J06	at New Mexico*	20	0-6	0-3	4-4	0-3-3	0	2	0	0	1	4
J08	at New Mexico*	24	3-7	2-4	2-2	0-0-0	1	5	2	0	1	10
J14	San Diego State*	16	2-7	1-3	0-0	0-2-2	0	3	1	0	1	5
J16	San Diego State*	23	3-8	3-6	8-8	0-2-2	3	1	0	1	0	17
J19	Colorado State*	24	1-5	1-3	2-2	0-5-5	2	4	0	0	1	5
J21	Colorado State*	28	3-14	1-9	3-3	0-2-2	4	5	4	0	0	10
J25	at UNLV*	20	0-3	0-1	0-0	1-3-4	1	1	5	0	0	0
J27	at UNLV*	5	1-2	1-1	0-0	2-0-2	2	1	0	0	0	3
F04	at Fresno State*	26	4-6	2-4	0-0	1-0-1	1	4	3	0	1	10
F17	at Boise State*	^33	1-5	1-3	0-0	0-3-3	3	6	2	0	0	3
F19	at Boise State*	^37	3-8	1-4	0-0	0-2-2	2	5	1	0	0	7
F26	Nevada*	15	2-4	2-3	3-4	0-0-0	1	2	1	0	0	9
F28	Nevada*	20	2-4	0-1	5-5	0-1-1	1	4	0	0	0	9
M04	Wyoming*	29	5-10	3-4	0-0	0-3-3	4	3	4	0	1	13
M06	at Fresno State*	17	2-4	2-3	0-0	0-1-1	3	3	2	0	2	6
M11	vs UNLV#	12	0-4	0-3	0-0	0-2-2	0	3	0	0	0	0
M12	vs Colorado State#	11	0-3	0-3	0-0	0-2-2	1	4	0	0	0	0
M13	vs San Diego State#	7	0-1	0-0	0-0	0-0-0	0	0	1	0	0	0

^ = Starter / * = MW game / # = MW Championships

ASHWORTH'S SEASON HIGHS

Points	17 San Diego State (1/16)
FG Made	5 Wyoming (3/4)
FG ATT	14 Colorado State (1/21)
3PT FG Made	3 (2) Wyoming (3/4)
3PT FG ATT	9 Colorado State (1/21)
FT Made	8 San Diego State (1/16)
FT ATT	9 College of Idaho (12/8)
Rebounds	5 Colorado State (1/19)
Assists	7 College of Idaho (12/8)
Steals	2 (4) at Fresno State (3/6)
Blocks	1 San Diego State (1/16)
Minutes	37 at Boise State (2/19)

ASHWORTH'S CAREER HIGHS

Points	17 San Diego State (1/16/21)
FG Made	5 Wyoming (3/4/21)
FG ATT	14 Colorado State (1/21/21)
3PT FG Made	3 (2) Wyoming (3/4/21)
3PT FG ATT	9 Colorado State (1/21/21)
FT Made	8 San Diego State (1/16/21)
FT ATT	9 College of Idaho (12/8/20)
Rebounds	5 Colorado State (1/19/21)
Assists	7 College of Idaho (12/8/20)
Steals	2 (4) at Fresno State (3/6/21)
Blocks	1 San Diego State (1/16/21)
Minutes	37 at Boise State (2/19/21)

ASHWORTH'S SEASON/CAREER SUPERLATIVES

Double-Figure Scoring:	8 times	/	8 times
20-Plus Points:	-	/	-
5-Plus Assists:	3 times	/	3 times
5-Plus Rebounds:	1 time	/	1 time
Multiple Steals:	4 times	/	4 times

STATE CHAMP

Ashworth led Lone Peak High School to the Utah 6A state championship during his senior year, averaging 16.4 points, 7.4 assists, 4.1 rebounds and 3.1 steals per game during his final year.

SAVING IT FOR THE SECOND HALF

Ashworth scored 29 points, all in the second half, during the 2018 GEICO High School Championships, in an 87-82 loss against Montverde, led by RJ Barrett. Ashworth added 10 assists to record a double-double.

WHITE SHIRTS, BLACK TAGS

Ashworth is one of five returned missionaries for the LDS Church on the Utah State roster, serving in Indianapolis, Indiana.

AGGIE DEBUT

Made his Aggie debut in the 2020-21 season opener against VCU at the Bad Boy Mowers Crossover Classic, playing 20 minutes, scoring five points and adding four rebounds.

GETTING HITCHED

Ashworth proposed to his fiancée, Peyton Burr, on Christmas Eve. The couple is planning to get married on May 8.

UTAH STATE MEN'S BASKETBALL

2020-21 UTAH STATE PROFILES



#10 Alphonso Anderson

6-6 • 220 • Senior • Forward

Tacoma, Wash. • North Idaho College | Garfield High School

CAREER SUPERLATIVES

FT < 1 min 4-7	Charges Drawn 0	Dunks 12
-------------------	--------------------	-------------

CAREER STATISTICS

	GP-GS	Min	Avg	FG-FGA	Pct	3FG-FGA	Pct	FT-FTA	Pct	Off	Def	Tot	Avg	PF	FO	A	TO	Blk	Stl	Pts	Avg
2019-20	34-4	610	17.9	99-202	.490	21-64	.328	57-76	.750	35	92	127	3.7	57	0	35	43	7	19	276	8.1
2020-21	28-4	454	16.2	68-168	.405	23-63	.365	32-42	.762	27	49	76	2.7	34	0	19	23	1	11	191	6.8
Total	62-8	1064	17.2	167-370	.451	44-127	.346	89-118	.754	62	141	203	3.3	91	0	54	66	8	30	467	7.5

ANDERSON GAME-BY-GAME IN 2020-21

Date	Opponent	MIN	FG	3FG	FT	O-D-T	PF	A	TO	B	S	TP
N25	vs VCU	14	0-2	0-1	0-0	1-0-1	1	1	0	0	0	0
N26	vs S. Dakota St.	20	2-7	1-5	2-2	1-2-3	0	0	0	0	0	7
N27	vs Northern Iowa	4	0-1	0-0	0-0	0-0-0	0	0	2	0	0	0
D05	BYU	7	0-0	0-0	0-0	0-1-1	1	1	0	0	0	0
D08	College of Idaho	23	3-6	0-1	3-3	2-3-5	2	2	2	0	0	9
D18	Northern Colorado	6	0-1	0-0	0-0	1-3-4	0	1	0	0	0	0
D21	San José State*	17	4-11	0-3	1-1	1-1-2	2	0	0	0	0	9
D23	San José State*	14	3-6	1-3	0-0	0-1-1	0	1	0	0	0	7
D31	at Air Force*	14	1-6	1-4	0-0	0-2-2	2	0	0	0	0	3
J02	at Air Force*	7	2-3	0-0	1-2	1-1-2	0	1	0	0	1	5
J06	at New Mexico*	13	4-7	1-1	5-6	2-3-5	2	1	1	1	0	14
J08	at New Mexico*	16	2-4	1-1	2-2	0-1-1	0	1	0	0	1	7
J14	San Diego State*	11	2-4	2-2	0-0	0-0-0	0	0	0	0	1	6
J16	San Diego State*	20	2-6	0-3	5-6	2-5-7	2	1	0	0	0	9
J19	Colorado State*	18	4-8	2-3	2-2	0-3-3	1	0	1	0	2	12
J21	Colorado State*	13	4-7	1-2	1-4	3-0-3	3	0	1	0	0	10
J25	at UNLV*	12	0-6	0-4	0-0	1-2-3	1	1	2	0	1	0
J27	at UNLV*	12	2-2	1-1	0-0	0-0-0	1	1	0	0	0	5
F04	at Fresno State*	22	5-9	2-3	1-1	1-3-4	1	0	1	0	1	13
F17	at Boise State*	14	3-5	1-3	0-0	1-5-6	3	0	1	0	0	7
F19	at Boise State*	19	4-8	0-0	0-0	2-1-3	0	1	1	0	0	8
F26	Nevada*	^26	3-7	3-4	1-2	1-1-2	1	2	5	0	1	10
F28	Nevada*	^24	4-10	1-5	3-3	0-2-2	2	0	2	0	2	12
M04	Wyoming*	^28	2-9	0-2	2-3	3-1-4	2	2	0	0	0	6
M06	at Fresno State*	^28	4-9	1-4	2-4	0-4-4	3	1	1	0	0	11
M11	vs UNLV#	18	2-7	1-2	0-0	0-1-1	1	0	0	0	0	5
M12	vs Colorado State#	14	3-9	2-4	0-0	2-3-5	3	0	2	0	1	8
M13	vs San Diego State#	21	3-8	1-2	1-1	1-1-2	0	1	1	0	0	8

^ = Starter / * = MW game / # = MW Championships

ANDERSON'S SEASON HIGHS

Points	14 at New Mexico (1/6)
FG Made	5 at Fresno State (2/4)
FG ATT	11 San José State (12/21)
3PT FG Made	3 Nevada (2/26)
3PT FG ATT	5 (2) Nevada (2/28)
FT Made	5 (2) San Diego State (1/16)
FT ATT	6 (2) San Diego State (1/16)
Rebounds	7 San Diego State (1/16)
Assists	2 (3) Wyoming (3/4)
Steals	2 (2) Nevada (2/28)
Blocks	1 at New Mexico (1/6)
Minutes	28 (2) at Fresno State (3/6)

ANDERSON'S CAREER HIGHS

Points	24 vs LSU (11/22/19)
FG Made	9 vs LSU (11/22/19)
FG ATT	16 vs LSU (11/22/19)
3PT FG Made	3 (2) Nevada (2/26/21)
3PT FG ATT	6 vs LSU (11/22/19)
FT Made	9 N. Carolina A&T (11/15/19)
FT ATT	12 N. Carolina A&T (11/15/19)
Rebounds	11 UTSA (11/18/19)
Assists	6 Eastern Oregon (12/28/19)
Steals	4 Denver (11/12/19)
Blocks	2 Eastern Oregon (12/28/19)
Minutes	32 at Saint Mary's (11/29/19)

ANDERSON'S SEASON/CAREER SUPERLATIVES

Double-Figure Scoring:	7 times	/	18 times
20-Plus Points:	-	/	2 times
5-Plus Assists:	-	/	1 time
5-Plus Rebounds:	5 times	/	14 times
10-Plus Rebounds:	-	/	1 time

OFFENSIVELY ELITE

Anderson came to Utah State from North Idaho College, where NIC led all teams in the NWAC in scoring, averaging 114 points per game.

WINNING TITLES

Anderson won both a state title at Garfield HS in Tacoma, Wash., and a Northwest Athletic Conference Championship at North Idaho College.

AGGIE DEBUT

Made his Aggie debut in the 2019-20 home opener against Montana State, recording 13 points and adding six rebounds and one steal.

STRONG IN THE CLASSROOM

Anderson was named academic all-Mountain West a season ago and a member of the NABC Honors Court.

BACK-TO-BACK STARTS

Anderson started in each of the last two games and scored in double figures in each contest, finishing with 10 and 12 points, respectively.



#11 Max Shulga

6-4 • 197 • Freshman • Guard

Kiev, Ukraine • Basketball School of Excellence (Torrelodones, Spain)

CAREER SUPERLATIVES

FT < 1 min	Charges Drawn	Dunks
0-0	0	0

CAREER STATISTICS

	GP-GS	Min	Avg	FG-FGA	Pct	3FG-FGA	Pct	FT-FTA	Pct	Off	Def	Tot	Avg	PF	FO	A	TO	Blk	Stl	Pts	Avg
2020-21	22-0	15.6	7.1	13-38	.342	6-20	.300	5-6	.833	9	33	42	1.9	12	0	8	16	0	9	37	1.7
Total	22-0	15.6	7.1	13-38	.342	6-20	.300	5-6	.833	9	33	42	1.9	12	0	8	16	0	9	37	1.7

SHULGA GAME-BY-GAME IN 2020-21

Date	Opponent	MIN	FG	3FG	FT	O-D-T	PF	A	TO	B	S	TP
N25	vs VCU	4	0-2	0-2	0-0	1-1-2	1	0	0	0	0	0
N26	vs S. Dakota St.	14	0-1	0-0	2-2	0-5-5	0	1	2	0	0	2
N27	vs Northern Iowa	8	1-1	1-1	0-0	0-3-3	0	0	0	0	0	3
D05	BYU	DNP										
D08	College of Idaho	DNP										
D18	Northern Colorado	4	0-0	0-0	0-0	0-1-1	0	0	0	0	0	0
D21	San José State*	13	2-6	2-4	0-0	0-3-3	2	1	3	0	0	6
D23	San José State*	6	0-2	0-1	0-0	0-2-2	0	0	0	0	1	0
D31	at Air Force*	8	1-4	0-1	0-0	1-2-3	0	0	0	0	1	2
J02	at Air Force*	DNP-C										
J06	at New Mexico*	4	0-1	0-1	0-0	1-0-1	1	0	1	0	0	0
J08	at New Mexico*	3	0-0	0-0	2-2	0-1-1	0	1	1	0	0	2
J14	San Diego State*	DNP-C										
J16	San Diego State*	DNP-C										
J19	Colorado State*	1	0-0	0-0	0-0	0-0-0	2	0	1	0	0	0
J21	Colorado State*	DNP-C										
J25	at UNLV*	1	0-0	0-0	0-0	0-0-0	0	0	0	0	0	0
J27	at UNLV*	1	0-0	0-0	0-0	0-0-0	0	0	0	0	0	0
F04	at Fresno State*	1	0-0	0-0	0-0	0-0-0	0	0	1	0	0	0
F17	at Boise State*	1	0-0	0-0	0-0	0-0-0	0	0	0	0	0	0
F19	at Boise State*	9	1-3	0-1	0-0	0-2-2	0	0	0	0	1	2
F26	Nevada*	18	3-4	0-0	1-2	2-2-4	1	2	2	0	0	7
F28	Nevada*	24	2-5	1-3	0-0	1-7-8	2	2	2	0	4	5
M04	Wyoming*	10	3-7	2-6	0-0	2-1-3	0	0	2	0	1	8
M06	at Fresno State*	14	0-2	0-0	0-0	0-1-1	0	1	0	0	1	0
M11	vs UNLV#	7	0-0	0-0	0-0	0-1-1	2	0	1	0	0	0
M12	vs Colorado State#	3	0-0	0-0	0-0	0-0-0	1	0	0	0	0	0
M13	vs San Diego State#	3	0-0	0-0	0-0	1-1-2	0	0	0	0	0	0

^ = Starter / * = MW game / # = MW Championships

SHULGA'S SEASON HIGHS

Points	8 Wyoming (3/4)
FG Made	3 (2) Wyoming (3/4)
FG ATT	7 Wyoming (3/4)
3PT FG Made	2 (2) Wyoming (3/4)
3PT FG ATT	6 Wyoming (3/4)
FT Made	2 (2) at New Mexico (1/8)
FT ATT	2 (3) Nevada (2/26)
Rebounds	8 Nevada (2/28)
Assists	2 (2) Nevada (2/28)
Steals	4 Nevada (2/28)
Blocks	-
Minutes	24 Nevada (2/28)

SHULGA'S CAREER HIGHS

Points	8 Wyoming (3/4/21)
FG Made	3 (2) Wyoming (3/4/21)
FG ATT	7 Wyoming (3/4/21)
3PT FG Made	2 (2) Wyoming (3/4/21)
3PT FG ATT	6 Wyoming (3/4/21)
FT Made	2 (2) at New Mexico (1/8/21)
FT ATT	2 (3) Nevada (2/26/21)
Rebounds	8 Nevada (2/28/21)
Assists	2 (2) Nevada (2/28/21)
Steals	4 Nevada (2/28/21)
Blocks	-
Minutes	24 Nevada (2/28/21)

SHULGA'S SEASON/CAREER SUPERLATIVES

Double-Figure Scoring:	-	/	-
20-Plus Points:	-	/	-
5-Plus Assists:	-	/	-
5-Plus Rebounds:	2 times	/	2 times

AGGIE DEBUT

Made his Aggie debut in the 2020-21 season opener against VCU at the Bad Boy Mowers Crossover Classic, pulling down two rebounds in four minutes of action.

INTERNATIONAL FLAIR

Member of Ukraine's U20 and U18 teams at the 2020 European Championships that were ultimately canceled because of the COVID-19 pandemic. Played for Ukraine's U18 team at the 2019 FIBA European Championships, scoring in double figures in all but two games during the tournament.

MANY TONGUES

Shulga is fluent in Ukrainian, Russian, English and Spanish.

UTAH STATE MEN'S BASKETBALL

2020-21 UTAH STATE PROFILES



#12 Szymon Zapala

6-11 • 240 • Freshman • Center
Zaborze, Poland • SMS PZkosz Wladyslawowo

CAREER SUPERLATIVES

FT < 1 min	Charges Drawn	Dunks
0-1	0	1

CAREER STATISTICS

	GP-GS	Min	Avg	FG-FGA	Pct	3FG-FGA	Pct	FT-FTA	Pct	Off	Def	Tot	Avg	PF	FO	A	TO	Blk	Stl	Pts	Avg
2020-21	13-0	49	3.8	4-12	.333	0-0	.000	6-12	.500	12	4	16	1.2	12	1	2	11	2	1	14	1.1
Total	13-0	49	3.8	4-12	.333	0-0	.000	6-12	.500	12	4	16	1.2	12	1	2	11	2	1	14	1.1

ZAPALA GAME-BY-GAME IN 2020-21

Date	Opponent	MIN	FG	3FG	FT	O-D-T	PF	A	TO	B	S	TP
N25	vs VCU	1	1-1	0-0	0-0	0-0-0	0	0	0	0	0	2
N26	vs S. Dakota St.	7	0-1	0-0	0-1	1-0-1	0	1	3	0	1	0
N27	vs Northern Iowa	DNP-C										
D05	BYU	DNP-C										
D08	College of Idaho	7	0-1	0-0	2-2	0-1-1	2	1	1	1	0	2
D18	Northern Colorado	5	1-1	0-0	1-4	1-0-1	0	0	0	0	0	3
D21	San José State*	9	1-3	0-0	1-2	4-2-6	5	0	0	0	0	3
D23	San José State*	7	1-3	0-0	2-3	4-1-5	3	0	5	1	0	4
D31	at Air Force*	4	0-1	0-0	0-0	2-0-2	2	0	0	0	0	0
J02	at Air Force*	1	0-0	0-0	0-0	0-0-0	0	0	1	0	0	0
J06	at New Mexico*	1	0-0	0-0	0-0	0-0-0	0	0	0	0	0	0
J08	at New Mexico*	3	0-1	0-0	0-0	0-0-0	0	0	0	0	0	0
J14	San Diego State*	DNP-C										
J16	San Diego State*	DNP-C										
J19	Colorado State*	1	0-0	0-0	0-0	0-0-0	0	0	0	0	0	0
J21	Colorado State*	DNP-C										
J25	at UNLV*	DNP-C										
J27	at UNLV*	DNP-C										
F04	at Fresno State*	1	0-0	0-0	0-0	0-0-0	0	0	0	0	0	0
F17	at Boise State*	DNP-C										
F19	at Boise State*	DNP-C										
F26	Nevada*	DNP-C										
F28	Nevada*	2	0-0	0-0	0-0	0-0-0	0	0	1	0	0	0
M04	Wyoming*	DNP-C										
M06	at Fresno State*	DNP-C										
M11	vs UNLV#	DNP-C										
M12	vs Colorado State#	DNP-C										
M13	vs San Diego State#	DNP-C										

^ = Starter / * = MW game / # = MW Championships

ZAPALA'S SEASON HIGHS

Points	4 San José State (12/23)
FG Made	1 (4) San José State (12/23)
FG ATT	3 (2) San José State (12/23)
3PT FG Made	-
3PT FG ATT	-
FT Made	2 (2) San José State (12/23)
FT ATT	4 Northern Colorado (12/18)
Rebounds	6 San José State (12/21)
Assists	1 (2) College of Idaho (12/8)
Steals	1 vs South Dakota St. (11/26)
Blocks	1 (2) San José State (12/23)
Minutes	9 San José State (12/21)

ZAPALA'S CAREER HIGHS

Points	4 San José State (12/23/20)
FG Made	1 (4) San José State (12/23/20)
FG ATT	3 (2) San José State (12/23/20)
3PT FG Made	-
3PT FG ATT	-
FT Made	2 (2) San José State (12/23/20)
FT ATT	4 Northern Colorado (12/18/20)
Rebounds	6 San José State (12/21/20)
Assists	1 (2) College of Idaho (12/8/20)
Steals	1 vs South Dakota State (11/26/20)
Blocks	1 (2) San José State (12/23/20)
Minutes	9 San José State (12/21/20)

ZAPALA'S SEASON/CAREER SUPERLATIVES

Double-Figure Scoring:	-	/	-
20-Plus Points:	-	/	-
5-Plus Assists:	-	/	-
5-Plus Rebounds:	2 times	/	2 times

AGGIE DEBUT

Made his Aggie debut in the 2020-21 season opener against VCU at the Bad Boy Mowers Crossover Classic, scoring two points in only one minute of play.

INTERNATIONAL FLAIR

Played for Poland at the 2019 U18 European Championships, averaging 7.5 points, 5.1 rebounds and 1.0 blocks per game as his team finished second.

HOW DO YOU SAY THAT?

SHE mon za PAUL la



#13 Liam McChesney

6-10 • 185 • Redshirt-Freshman • Forward

Prince Rupert, Canada • Charles Hays Secondary School

CAREER SUPERLATIVES

FT < 1 min 0-0	Charges Drawn 0	Dunks 0
-------------------	--------------------	------------

CAREER STATISTICS

	GP-GS	Min	Avg	FG-FGA	Pct	3FG-FGA	Pct	FT-FTA	Pct	Off	Def	Tot	Avg	PF	FO	A	TO	Blk	Stl	Pts	Avg
2020-21	3-0	10	3.3	1-4	.250	0-3	.000	0-0	.000	1	2	3	1.0	0	0	0	0	0	1	2	0.7
Total	3-0	10	3.3	1-4	.250	0-3	.000	0-0	.000	1	2	3	1.0	0	0	0	0	0	1	2	0.7

McCHESNEY GAME-BY-GAME IN 2020-21

Date	Opponent	MIN	FG	3FG	FT	O-D-T	PF	A	TO	B	S	TP
N25	vs VCU	1	0-1	0-1	0-0	0-0-0	0	0	0	0	0	0
N26	vs S. Dakota St.	4	0-1	0-1	0-0	0-1-1	0	0	0	0	1	0
N27	vs Northern Iowa	DNP-C										
D05	BYU	DNP-C										
D08	College of Idaho	6	1-2	0-1	0-0	1-1-2	0	0	0	0	0	2
D18	Northern Colorado	DNP-I										
D21	San José State*	DNP-I										
D23	San José State*	DNP-I										
D31	at Air Force*	DNP-I										
J02	at Air Force*	DNP-I										
J06	at New Mexico*	DNP-I										
J08	at New Mexico*	DNP-I										
J14	San Diego State*	DNP-I										
J16	San Diego State*	DNP-I										
J19	Colorado State*	DNP-I										
J21	Colorado State*	DNP-I										
J25	at UNLV*	DNP-I										
J27	at UNLV*	DNP-I										
F04	at Fresno State*	DNP-I										
F17	at Boise State*	DNP-I										
F19	at Boise State*	DNP-I										
F26	Nevada*	DNP-I										
F28	Nevada*	DNP-I										
M04	Wyoming*	DNP-I										
M06	at Fresno State*	DNP-I										
M11	vs UNLV#	DNP-I										
M12	vs Colorado State#	DNP-I										
M13	vs San Diego State#	DNP-I										

^ = Starter / * = MW game / # = MW Championships

McCHESNEY'S SEASON HIGHS McCHESNEY'S CAREER HIGHS

Points	2 College of Idaho (12/8)	2 College of Idaho (12/8/20)
FG Made	1 College of Idaho (12/8)	1 College of Idaho (12/8/20)
FG ATT	2 College of Idaho (12/8)	2 College of Idaho (12/8/20)
3PT FG Made	-	-
3PT FG ATT	1 (3) College of Idaho (12/8)	1 (3) College of Idaho (12/8/20)
FT Made	-	-
FT ATT	-	-
Rebounds	2 College of Idaho (12/8)	2 College of Idaho (12/8/20)
Assists	-	-
Steals	1 vs South Dakota St. (11/26)	1 vs South Dakota State (11/26/20)
Blocks	-	-
Minutes	6 College of Idaho (12/8)	6 College of Idaho (12/8/20)

McCHESNEY'S SEASON/CAREER SUPERLATIVES

Double-Figure Scoring:	-	/	-
20-Plus Points:	-	/	-
5-Plus Assists:	-	/	-
5-Plus Rebounds:	-	/	-

INJURY BUG BITES

McChesney is anticipated to miss the rest of the season after suffering a broken leg in practice during the second week of December.

RETURNING REDSHIRT

McChesney is one of two returning redshirts for Utah State, sitting out the 2019-20 season.

INTERNATIONAL FLAIR

Member of the U17 Canadian National Team as a junior in high school and a member of the pool for the U17 Canadian National Team as a sophomore.

AGGIE DEBUT

Made his Aggie debut in the 2020-21 season opener against VCU at the Bad Boy Mowers Crossover Classic, attempting one shot in one minute of play.

UTAH STATE MEN'S BASKETBALL

2020-21 UTAH STATE PROFILES



#21 Karson Stastny

6-4 • 175 • Freshman • Guard
Celina, Texas • Celina High School

CAREER SUPERLATIVES

FT < 1 min	Charges Drawn	Dunks
0-0	0	0

CAREER STATISTICS

	GP-GS	Min	Avg	FG-FGA	Pct	3FG-FGA	Pct	FT-FTA	Pct	Off	Def	Tot	Avg	PF	FO	A	TO	Blk	Stl	Pts	Avg
2020-21	7-0	10	1.4	1-1	1.000	1-1	1.000	0-0	.000	0	0	0	0.0	0	0	1	0	0	0	3	0.4
Total	7-0	10	1.4	1-1	1.000	1-1	1.000	0-0	.000	0	0	0	0.0	0	0	1	0	0	0	3	0.4

STASTNY GAME-BY-GAME IN 2020-21

Date	Opponent	MIN	FG	3FG	FT	O-D-T	PF	A	TO	B	S	TP
N25	vs VCU	DNP										
N26	vs S. Dakota St.	DNP										
N27	vs Northern Iowa	DNP										
D05	BYU	DNP										
D08	College of Idaho	DNP										
D18	Northern Colorado	DNP										
D21	San José State*	2	0-0	0-0	0-0	0-0-0	0	0	0	0	0	0
D23	San José State*	1	0-0	0-0	0-0	0-0-0	0	0	0	0	0	0
D31	at Air Force*	2	0-0	0-0	0-0	0-0-0	0	0	0	0	0	0
J02	at Air Force*	DNP										
J06	at New Mexico*	1	0-0	0-0	0-0	0-0-0	0	0	0	0	0	0
J08	at New Mexico*	1	1-1	1-1	0-0	0-0-0	0	0	0	0	0	3
J14	San Diego State*	DNP-C										
J16	San Diego State*	DNP-C										
J19	Colorado State*	1	0-0	0-0	0-0	0-0-0	0	0	0	0	0	0
J21	Colorado State*	DNP-C										
J25	at UNLV*	DNP-C										
F04	at Fresno State*	DNP-C										
F17	at Boise State*	DNP-C										
F19	at Boise State*	DNP-C										
F26	Nevada*	DNP-C										
F28	Nevada*	2	0-0	0-0	0-0	0-0-0	0	1	0	0	0	0
M04	Wyoming*	DNP-C										
M06	at Fresno State*	DNP-C										
M11	vs UNLV#	DNP-C										
M12	vs Colorado State#	DNP-C										
M13	vs San Diego State#	DNP-C										

^ = Starter / * = MW game / # = MW Championships

STASTNY'S SEASON HIGHS

Points	3 at New Mexico (1/8)
FG Made	1 at New Mexico (1/8)
FG ATT	1 at New Mexico (1/8)
3PT FG Made	1 at New Mexico (1/8)
3PT FG ATT	1 at New Mexico (1/8)
FT Made	-
FT ATT	-
Rebounds	-
Assists	1 Nevada (2/28)
Steals	-
Blocks	-
Minutes	2 (3) Nevada (2/28)

STASTNY'S CAREER HIGHS

Points	3 at New Mexico (1/8/21)
FG Made	1 at New Mexico (1/8/21)
FG ATT	1 at New Mexico (1/8/21)
3PT FG Made	1 at New Mexico (1/8/21)
3PT FG ATT	1 at New Mexico (1/8/21)
FT Made	-
FT ATT	-
Rebounds	-
Assists	1 Nevada (2/28/21)
Steals	-
Blocks	-
Minutes	2 (3) Nevada (2/28/21)

STASTNY'S SEASON/CAREER SUPERLATIVES

Double-Figure Scoring:	-	/	-
20-Plus Points:	-	/	-
5-Plus Assists:	-	/	-
5-Plus Rebounds:	-	/	-

BASKETBALL PEDIGREE

Stastny is the youngest of three children, with all of them having played at the Division I level. His sisters, Presley and Kennedee, played at Lipscomb and Boston U, respectively. Additionally, his father, Bobby, was his high school basketball coach.

FIRST COLLEGIATE POINTS

Stastny hit a 3-point basket in the waning seconds at New Mexico on Jan. 8 to log his first collegiate points.

AGGIE DEBUT

Made his Aggie debut on Dec. 21, playing in two minutes against San José State.



#22 Brock Miller

6-5 • 200 • Junior • Guard
Sandy, Utah • Brighton HS

CAREER SUPERLATIVES

FT < 1 min	Charges Drawn	Dunks
14-18	1	3

CAREER STATISTICS

	GP-GS	Min	Avg	FG-FGA	Pct	3FG-FGA	Pct	FT-FTA	Pct	Off	Def	Tot	Avg	PF	FO	A	TO	Blk	Stl	Pts	Avg
2017-18	5-0	83	16.6	12-26	.462	9-19	.474	1-1	1.000	2	5	7	1.4	12	0	1	6	0	1	34	6.8
2018-19	35-35	914	26.1	95-261	.364	70-198	.354	24-27	.889	14	48	62	1.8	52	0	42	23	3	11	284	8.1
2019-20	34-29	892	26.2	100-284	.352	61-200	.305	24-29	.828	19	60	79	2.3	55	0	34	37	1	16	285	8.4
2020-21	26-26	728	28.0	81-208	.389	55-149	.369	15-21	.714	9	37	46	1.8	39	0	24	17	0	13	232	8.9
Total	100-90	2617	26.2	288-779	.370	195-566	.345	64-78	.821	44	150	194	1.9	158	0	101	83	4	41	835	8.4

MILLER GAME-BY-GAME IN 2020-21

Date	Opponent	MIN	FG	3FG	FT	O-D-T	PF	A	TO	B	S	TP
N25	vs VCU	^21	3-7	2-5	0-0	2-1-3	1	1	1	0	0	8
N26	vs S. Dakota St.	^17	2-3	1-2	0-0	0-2-2	0	1	1	0	1	5
N27	vs Northern Iowa	^31	3-8	2-4	1-2	0-2-2	2	2	1	0	1	9
D05	BYU	^21	1-4	1-3	0-0	0-3-3	2	0	2	0	0	3
D08	College of Idaho	^13	1-7	0-1	0-0	0-1-1	1	0	0	0	0	2
D18	Northern Colorado	^33	3-7	1-2	0-0	1-1-2	0	0	1	0	1	7
D21	San José State*	^21	5-9	4-7	0-0	1-0-1	1	1	0	0	0	14
D23	San José State*	^24	5-9	2-5	0-1	0-0-0	0	1	0	0	0	12
D31	at Air Force*	^23	5-10	4-9	0-0	0-1-1	2	2	1	0	2	14
J02	at Air Force*	^31	5-13	3-9	0-0	0-0-0	3	0	1	0	1	13
J06	at New Mexico*	^21	1-5	1-5	3-3	0-0-0	2	1	1	0	2	6
J08	at New Mexico*	^21	1-6	1-5	0-0	1-1-2	0	3	0	0	0	3
J14	San Diego State*	^34	5-11	4-10	2-2	0-2-2	2	2	1	0	0	16
J16	San Diego State*	^34	4-8	3-6	0-0	0-2-2	3	0	0	0	1	11
J19	Colorado State*	^29	6-13	6-10	2-2	2-2-4	4	1	1	0	0	20
J21	Colorado State*	^32	4-10	4-10	2-3	0-2-2	3	0	0	0	0	14
J25	at UNLV*	^30	2-3	2-3	1-1	1-1-2	2	1	0	0	0	7
J27	at UNLV*	^39	5-9	3-5	2-2	0-2-2	0	1	2	0	0	15
F04	at Fresno State*	^36	4-7	0-0	0-0	0-2-2	2	2	0	0	1	8
F17	at Boise State*	^29	1-6	0-5	0-2	0-2-2	3	2	1	0	0	2
F19	at Boise State*	^36	4-8	2-5	0-0	1-3-4	2	1	0	0	0	10
F26	Nevada*	^30	3-10	3-9	1-2	0-3-3	0	0	0	0	1	10
F28	Nevada*	^17	0-7	0-5	0-0	0-0-0	1	0	1	0	0	0
M04	Wyoming*	DNP-I										
M06	at Fresno State*	DNP-I										
M11	vs UNLV#	32	3-10	2-8	0-0	0-1-1	0	0	0	0	0	8
M12	vs Colorado State#	38	4-12	3-11	0-0	0-1-1	2	2	1	0	2	11
M13	vs San Diego State#	35	1-6	1-5	1-1	0-2-2	1	0	1	0	0	4

^ = Starter / * = MW game / # = MW Championships

MILLER'S SEASON HIGHS

Points	16 San Diego State (1/14)
FG Made	6 Colorado State (1/19)
FG ATT	13 (2) Colorado State (1/19)
3PT FG Made	6 Colorado State (1/19)
3PT FG ATT	11 vs Colorado State (3/12)
FT Made	3 at New Mexico (1/6)
FT ATT	3 (2) Colorado State (1/21)
Rebounds	4 (2) at Boise State (2/19)
Assists	3 at New Mexico (1/8)
Steals	2 (3) vs Colorado State (3/12)
Blocks	-
Minutes	38 vs Colorado State (3/12)

MILLER'S CAREER HIGHS

Points	27 Denver (11/12/19)
FG Made	10 Denver (11/12/19)
FG ATT	22 St. Katherine (12/10/19)
3PT FG Made	7 Denver (11/12/19)
3PT FG ATT	19 St. Katherine (12/10/19)
FT Made	6 (2) Nevada (1/11/20)
FT ATT	7 (2) vs Wyoming (3/6/20)
Rebounds	6 (2) San José State (2/25/20)
Assists	4 (3) Eastern Oregon (12/28/19)
Steals	2 (4) vs Colorado State (3/12/21)
Blocks	1 (4) St. Katherine (12/10/19)
Minutes	39 at Boise State (2/23/19)

MILLER'S SEASON/CAREER SUPERLATIVES

Double-Figure Scoring:	11 times	/	36 times
20-Plus Points:	1 time	/	5 times
5-Plus Assists:	-	/	-
5-Plus Rebounds:	-	/	5 times

VOLUME 3-POINT SHOOTER

Miller shot a school-record 19 3-point field goals in Utah State's 94-49 victory over Saint Katherine on Dec. 10, 2019, finishing with a game-high 22 points.

VOLUME 3-POINT SHOOTER - PART II

Jr. - Miller has attempted 71.6 percent of his shots (149-of-208) from behind the 3-point line in 2020-21.

So. - Miller attempted 70.4 percent of his shots (200-of-284) from behind the 3-point line in 2019-20.

Fr. - Miller attempted 75.9 percent of his shots (198-of-261) from behind the 3-point line during the 2018-19 season. Miller's 198 attempts was a Utah State freshman record.

VOLUME 3-POINT SHOOTER - PART III

Miller finished second all-time among freshmen in Utah State history with 70 makes behind the arc in 2018-19, trailing Jaycee Carroll with 79 as a freshman in 2004-05.

ALOPECIA

Miller has an autoimmune skin disease known as alopecia, which prevents the growth of hair on his body. He started to lose hair when he was about 10 years old.

WHITE SHIRTS, BLACK TAGS

Miller is one of five returned missionaries for the LDS Church on the Utah State roster, serving in Buenos Aires, Argentina.

BASKETBALL FAMILY

Miller is one of three brothers that have played Division I basketball as his older brothers Corbin and Brandon also played at Harvard and Utah, respectively. His father, Brett, also played college basketball at BYU-Hawaii.

PUT A RING ON IT

Miller is already married, tying the knot with his wife, Bailey, in May of 2019. Coincidentally, Miller's father-in-law, Jeff J. Anderson, played for the Aggies during the 1984 and 1985 seasons.

IT'S A SMALL WORLD

Miller's father-in-law Jeff Anderson, was roommates with Justin Bean's father, Gordon, at Ricks College (now BYU-Idaho).

UTAH STATE MEN'S BASKETBALL

2019-20 UTAH STATE PROFILES



#23 Neemias Queta

7-0 • 245 • Junior • Center
Barreiro, Portugal • Benfica SL B

CAREER SUPERLATIVES

FT < 1 min 9-14	Charges Drawn 0	Dunks 113
--------------------	--------------------	--------------

CAREER STATISTICS

	GP-GS	Min	Avg	FG-FGA	Pct	3FG-FGA	Pct	FT-FTA	Pct	Off	Def	Tot	Avg	PF	FO	A	TO	Blk	Stl	Pts	Avg
2018-19	35-35	949	27.1	167-272	.614	2-5	.400	78-138	.565	86	226	312	8.9	108	4	57	81	84	23	414	11.8
2019-20	22-20	589	26.8	108-173	.624	1-1	1.000	69-103	.670	44	127	171	7.8	51	2	41	68	38	9	286	13.0
2020-21	28-28	830	29.6	162-291	.557	0-2	.000	98-138	.710	81	200	281	10.0	67	2	71	64	90	30	422	15.1
Total	85-83	2368	27.9	437-736	.594	3-8	.375	245-379	.646	211	553	764	9.0	226	8	169	213	212	62	1122	13.2

QUETA GAME-BY-GAME IN 2020-21

Date	Opponent	MIN	FG	3FG	FT	O-D-T	PF	A	TO	B	S	TP
N25	vs VCU	^28	5-12	0-0	7-12	5-5-10	2	1	2	1	0	17
N26	vs S. Dakota St.	^25	6-8	0-0	0-0	2-6-8	1	3	2	3	0	12
N27	vs Northern Iowa	^31	3-6	0-0	9-11	1-9-10	3	2	2	4	1	15
D05	BYU	^39	7-18	0-1	4-9	3-5-8	4	4	1	0	4	18
D08	College of Idaho	^19	4-6	0-0	0-0	2-6-8	1	3	2	0	1	8
D18	Northern Colorado	^24	2-5	0-0	2-2	2-5-7	4	3	5	1	1	6
D21	San José State*	^15	3-3	0-0	2-2	1-8-9	2	5	0	6	1	8
D23	San José State*	^20	4-9	0-0	1-3	2-9-11	2	4	0	6	0	9
D31	at Air Force*	^23	5-7	0-0	0-0	3-2-5	0	5	0	1	2	10
J02	at Air Force*	^34	7-10	0-0	1-2	4-7-11	2	6	1	4	2	15
J06	at New Mexico*	^30	9-10	0-0	0-2	1-5-6	3	1	4	5	1	18
J08	at New Mexico*	^27	5-10	0-0	1-3	3-10-13	1	1	2	3	2	11
J14	San Diego State*	^33	7-11	0-1	0-0	5-11-16	3	1	4	1	3	14
J16	San Diego State*	^29	4-6	0-0	2-6	2-8-10	5	4	5	5	1	10
J19	Colorado State*	^33	6-9	0-0	6-9	4-8-12	2	2	3	3	1	18
J21	Colorado State*	^27	5-5	0-0	3-3	1-4-5	4	3	3	2	2	13
J25	at UNLV*	^33	3-9	0-0	2-2	4-7-11	0	3	3	6	0	8
J27	at UNLV*	^31	6-16	0-0	1-3	1-7-8	3	3	2	2	0	13
F04	at Fresno State*	^21	5-9	0-0	4-5	1-4-5	2	1	2	5	0	14
F17	at Boise State*	^32	12-21	0-0	8-9	3-7-10	4	0	4	2	0	32
F19	at Boise State*	^33	14-19	0-0	2-4	6-5-11	3	3	4	2	3	30
F26	Nevada*	^36	3-9	0-0	10-14	5-12-17	1	2	2	3	1	16
F28	Nevada*	^33	9-19	0-0	8-9	6-7-13	3	6	0	1	1	26
M04	Wyoming*	^31	7-10	0-0	0-0	2-11-13	5	2	0	5	1	14
M06	at Fresno State*	^38	4-10	0-0	5-6	3-8-11	1	2	4	4	1	13
M11	vs UNLV#	34	4-9	0-0	10-12	2-11-13	1	1	2	3	1	18
M12	vs Colorado State#	38	6-14	0-0	6-6	5-9-14	3	0	2	9	0	18
M13	vs San Diego State#	34	7-11	0-0	4-4	2-4-6	2	0	3	3	0	18

^ = Starter / * = MW game / # = MW Championships

QUETA'S SEASON HIGHS

Points	32 at Boise State (2/17)
FG Made	14 at Boise State (2/19)
FG ATT	21 at Boise State (2/17)
3PT FG Made	-
3PT FG ATT	1 (2) San Diego State (1/14)
FT Made	10 (2) vs UNLV (3/11)
FT ATT	14 Nevada (2/26)
Rebounds	17 Nevada (2/26)
Assists	6 (2) Nevada (2/28)
Steals	4 BYU (12/5)
Blocks	9 vs Colorado State (3/12)
Minutes	39 BYU (12/5)

QUETA'S CAREER HIGHS

Points	32 at Boise State (2/17/21)
FG Made	14 at Boise State (2/19/21)
FG ATT	21 at Boise State (2/17)
3PT FG Made	1 (3) Air Force (1/21/20)
3PT FG ATT	1 (7) BYU (12/5/20)
FT Made	11 Boise State (2/8/20)
FT ATT	14 (2) Nevada (2/26/21)
Rebounds	19 at UC Irvine (12/1/18)
Assists	6 (3) Nevada (2/28/21)
Steals	4 BYU (12/5/20)
Blocks	9 vs Colorado State (3/12/21)
Minutes	39 BYU (12/5/20)

QUETA'S SEASON/CAREER SUPERLATIVES

Double-Figure Scoring:	23 times / 60 times
20-Plus Points:	4 times / 10 times
30-Plus Points:	2 times / 2 times
5-Plus Assists:	4 times / 7 times
5-Plus Rebounds:	28 times / 78 times
10-Plus Rebounds:	17 times / 36 times
Multiple Blocks:	21 times / 54 times
5-Plus Blocks:	8 times / 14 times
Double-Double:	15 times / 29 times

INTERNATIONAL EXPERIENCE

Queta was a three-time member of the Portuguese National team during the U20 and U18 championships. In 2019, Queta led Portugal to the European-Division B title, grading out as the most efficient player in the tournament. In 2018, Queta led the Portugal side on the glass at the U20 championships with 10.3 rebounds per game and also led the tournament field with 2.9 blocks per game.

BLOCK KING

Queta recorded three blocks at New Mexico on Jan. 8, increasing his career total to 156 and breaking the all-time blocks record in USU history.

BLOCK KING - PART II

Queta broke his own single-season school record of 84 blocks with 90 total blocks this season, accomplishing the feat in fewer games than he did in 2018-19.

BLOCK KING - PART III

Queta set the single-game school record with nine blocks against Colorado State in the Mountain West Tournament semifinals.

MW FRESHMAN RECORD

Queta's six blocks against Fresno State on Jan. 9, 2019, set a Mountain West single-game freshman record.

MW FRESHMAN RECORD - PART II

Queta's six blocks against New Mexico on March 14, 2019, set a Mountain West Tournament single-game freshman record, and marked the third-most blocks in a single game in tournament history.

Q

Queta is just the second player in the history of Utah State men's basketball with a last name that begins with the letter "Q". (Jared Quayle)

HOW DO YOU SAY THAT?

nuh MEE ish KAY ta



#24 Rollie Worster

6-3 • 200 • Freshman • Guard
Missoula, Montana • Hellgate High School

CAREER SUPERLATIVES

FT < 1 min 6-8	Charges Drawn 0	Dunks 0
-------------------	--------------------	------------

CAREER STATISTICS

	GP-GS	Min	Avg	FG-FGA	Pct	3FG-FGA	Pct	FT-FTA	Pct	Off	Def	Tot	Avg	PF	FO	A	TO	Blk	Stl	Pts	Avg
2020-21	25-24	696	27.8	84-205	.410	21-76	.276	41-51	.804	20	76	96	3.8	57	1	91	60	6	24	230	9.2
Total	25-24	696	27.8	84-205	.410	21-76	.276	41-51	.804	20	76	96	3.8	57	1	91	60	6	24	230	9.2

WORSTER GAME-BY-GAME IN 2020-21

Date	Opponent	MIN	FG	3FG	FT	O-D-T	PF	A	TO	B	S	TP
N25	vs VCU	^24	4-9	0-2	2-2	0-1-1	4	0	4	0	0	10
N26	vs S. Dakota St.	^28	4-9	1-2	0-0	0-2-2	2	3	0	0	0	9
N27	vs Northern Iowa	^38	5-11	2-4	5-5	1-3-4	1	3	4	0	1	17
D05	BYU	^37	4-14	0-3	7-8	1-4-5	3	5	2	1	0	15
D08	College of Idaho	^27	3-8	1-2	4-4	2-2-4	1	1	3	0	3	11
D18	Northern Colorado	^32	6-13	0-1	0-0	1-3-4	1	4	1	1	2	12
D21	San José State*	^21	2-9	0-6	2-2	1-0-1	2	7	1	0	2	6
D23	San José State*	^23	5-11	2-6	3-4	0-4-4	3	3	2	0	1	15
D31	at Air Force*	^25	1-4	0-3	2-2	3-2-5	3	3	1	0	1	4
J02	at Air Force*	^34	5-9	3-5	0-0	0-3-3	2	2	7	1	0	13
J06	at New Mexico*	^20	1-2	0-1	0-0	2-4-6	2	1	3	0	1	2
J08	at New Mexico*	^22	4-7	0-1	0-0	0-4-4	2	2	3	0	0	8
J14	San Diego State*	^28	2-6	1-3	0-0	0-4-4	2	3	6	1	1	5
J16	San Diego State*	^23	2-7	1-3	0-0	0-4-4	1	2	2	1	0	5
J19	Colorado State*	^29	2-6	0-2	4-6	0-2-2	2	9	3	0	1	8
J21	Colorado State*	^27	4-7	2-4	2-2	3-1-4	1	5	3	0	2	12
J25	at UNLV*	^29	4-10	1-5	0-1	1-2-3	5	1	2	0	2	9
J27	at UNLV*	^38	7-13	1-5	4-4	2-7-9	2	9	1	0	3	19
F04	at Fresno State*	^17	1-4	0-2	1-1	1-2-3	2	2	0	0	0	3
F17	at Boise State*	DNP-I										
F19	at Boise State*	DNP-I										
F26	Nevada*	DNP-I										
F28	Nevada*	14	1-3	1-3	0-0	1-2-3	4	2	0	0	1	3
M04	Wyoming*	^34	2-5	1-2	3-4	0-0-0	1	6	0	0	0	8
M06	at Fresno State*	^30	3-9	2-4	1-3	0-4-4	3	2	2	0	1	9
M11	vs UNLV#	^31	6-9	1-1	1-2	0-6-6	3	8	1	0	2	14
M12	vs Colorado State#	^30	2-7	1-3	0-1	0-7-7	2	4	5	0	0	5
M13	vs San Diego State#	^33	4-13	0-3	0-0	1-3-4	3	4	4	1	0	8

^ = Starter / * = MW game / # = MW Championships

WORSTER'S SEASON HIGHS

Points	19 at UNLV (1/27)
FG Made	7 at UNLV (1/27)
FG ATT	14 BYU (12/5)
3PT FG Made	3 at Air Force (1/2)
3PT FG ATT	6 (2) San José State (12/23)
FT Made	7 BYU (12/5)
FT ATT	8 BYU (12/5)
Rebounds	9 at UNLV (1/27)
Assists	9 (2) at UNLV (1/27)
Steals	3 (2) at UNLV (1/27)
Blocks	1 (6) vs San Diego State (3/13)
Minutes	38 (2) at UNLV (1/27)

WORSTER'S CAREER HIGHS

Points	19 at UNLV (1/27/21)
FG Made	7 at UNLV (1/27/21)
FG ATT	14 BYU (12/5/20)
3PT FG Made	3 at Air Force (1/2/21)
3PT FG ATT	6 (2) San José State (12/23/20)
FT Made	7 BYU (12/5/20)
FT ATT	8 BYU (12/5/20)
Rebounds	9 at UNLV (1/27/21)
Assists	9 (2) at UNLV (1/27/21)
Steals	3 (2) at UNLV (1/27/21)
Blocks	1 (6) vs San Diego State (3/13/21)
Minutes	38 (2) at UNLV (1/27/21)

WORSTER'S SEASON/CAREER SUPERLATIVES

Double-Figure Scoring:	10 times	/	10 times
20-Plus Points:	-	/	-
5-Plus Assists:	7 times	/	7 times
5-Plus Rebounds:	6 times	/	6 times
Multiple Steals:	7 times	/	7 times

NEAR TRIPLE-DOUBLE

Worster had a near triple-double in the game at UNLV on Jan. 27, finishing with 19 points, nine rebounds and nine assists. Worster also recorded three steals in that game and is only player in the country to meet or surpass 19/9/9/3 all in the same game against a Division I opponent this year.

AGGIE DEBUT

Made his Aggie debut in the 2020-21 season opener against VCU at the Bad Boy Mowers Crossover Classic, starting in the game and scoring 10 points in 24 minutes of action.

MONTANA PLAYER OF THE YEAR

Worster is the two-time Gatorade Player of the Year for the state of Montana on the basketball court.

HIGH SCHOOL LEGEND

Worster finished his prep career as the all-time leading scorer in Hellgate HS history, surpassing more than 1,500 points, and finished second in career assists and third in career rebounds.

COULD HAVE PLAYED ON THE GRIDIRON

Worster was also recruited to play football, as he was courted by several schools from the Big Sky Conference and Boise State.

HOW DO YOU SAY THAT?

RAHL E Wooster (like rooster with a W)

UTAH STATE MEN'S BASKETBALL

2019-20 UTAH STATE PROFILES



#32 Trevin Dorius

7-0 • 240 • Sophomore • Center
Heber City, Utah • Wasatch High School

CAREER SUPERLATIVES

FT < 1 min	Charges Drawn	Dunks
2-4	1	18

CAREER STATISTICS

	GP-GS	Min	Avg	FG-FGA	Pct	3FG-FGA	Pct	FT-FTA	Pct	Off	Def	Tot	Avg	PF	FO	A	TO	Blk	Stl	Pts	Avg
2019-20	25-3	216	8.6	28-54	.519	0-0	.000	12-31	.387	26	38	64	2.6	33	0	5	13	9	4	68	2.7
2020-21	25-0	189	7.6	22-41	.537	0-0	.000	7-17	.412	27	40	67	2.7	34	0	7	17	12	14	51	2.0
Total	50-3	405	8.1	50-95	.526	0-0	.000	19-48	.396	53	78	131	2.6	67	0	12	30	21	18	119	2.4

DORIUS GAME-BY-GAME IN 2020-21

Date	Opponent	MIN	FG	3FG	FT	O-D-T	PF	A	TO	B	S	TP
N25	vs VCU	5	0-0	0-0	0-0	0-1-1	0	1	0	0	0	0
N26	vs S. Dakota St.	8	0-2	0-0	0-0	0-1-1	1	0	1	0	0	0
N27	vs Northern Iowa	3	0-0	0-0	1-2	0-1-1	2	0	1	1	0	1
D05	BYU	1	0-0	0-0	0-0	0-0-0	1	0	1	0	0	0
D08	College of Idaho	16	4-5	0-0	1-2	1-3-4	0	0	0	2	0	9
D18	Northern Colorado	11	1-2	0-0	0-0	2-3-5	2	0	1	0	1	2
D21	San José State*	13	4-7	0-0	0-2	5-5-10	2	0	0	0	3	8
D23	San José State*	13	1-2	0-0	0-0	1-4-5	3	0	1	2	1	2
D31	at Air Force*	12	2-2	0-0	0-0	1-1-2	4	0	3	0	1	4
J02	at Air Force*	5	0-1	0-0	0-0	3-1-4	2	0	1	0	0	0
J06	at New Mexico*	10	2-3	0-0	0-0	2-4-6	1	2	0	1	1	4
J08	at New Mexico*	10	3-4	0-0	0-2	2-3-5	1	1	2	1	1	6
J14	San Diego State*	7	0-0	0-0	0-0	0-0-0	3	1	0	0	1	0
J16	San Diego State*	4	0-0	0-0	0-0	0-0-0	0	1	1	0	0	0
J19	Colorado State*	4	0-1	0-0	1-2	2-2-4	1	0	0	0	1	1
J21	Colorado State*	9	1-1	0-0	1-2	3-1-4	2	0	0	0	0	3
J25	at UNLV*	5	0-0	0-0	0-0	0-1-1	1	0	0	1	1	0
J27	at UNLV*	7	0-1	0-0	0-0	1-2-3	0	0	1	0	0	0
F04	at Fresno State*	17	3-3	0-0	3-5	3-2-5	3	1	1	2	2	9
F17	at Boise State*	8	0-1	0-0	0-0	1-0-1	1	0	0	0	0	0
F19	at Boise State*	7	0-1	0-0	0-0	0-1-1	3	0	1	1	1	0
F26	Nevada*	4	0-1	0-0	0-0	0-1-1	0	0	0	0	0	0
F28	Nevada*	4	1-1	0-0	0-0	0-1-1	0	0	2	0	0	2
M04	Wyoming*	DNP-C										
M06	at Fresno State*	2	0-1	0-0	0-0	0-0-0	0	0	0	0	0	0
M11	vs UNLV#	4	0-2	0-0	0-0	0-2-2	1	0	0	1	0	0
M12	vs Colorado State#	DNP-C										
M13	vs San Diego State#	DNP-C										

^ = Starter / * = MW game / # = MW Championships

DORIUS' SEASON HIGHS

Points	9 (2) at Fresno State (2/4)
FG Made	4 (2) San José State (12/21)
FG ATT	7 San José State (12/21)
3PT FG Made	-
3PT FG ATT	-
FT Made	3 at Fresno State (2/4)
FT ATT	5 at Fresno State (2/4)
Rebounds	10 San José State (12/21)
Assists	2 at New Mexico (1/6)
Steals	3 San José State (12/21)
Blocks	2 (3) at Fresno State (2/4)
Minutes	16 College of Idaho (12/8)

DORIUS' CAREER HIGHS

Points	12 Eastern Oregon (12/28/19)
FG Made	5 Eastern Oregon (12/28/19)
FG ATT	8 St. Katherine (12/10/19)
3PT FG Made	-
3PT FG ATT	-
FT Made	3 (2) at Fresno State (2/4/21)
FT ATT	6 N. Carolina A&T (11/15/19)
Rebounds	11 St. Katherine (12/10/19)
Assists	2 (2) at New Mexico (1/6/21)
Steals	3 San José State (12/21/20)
Blocks	2 (5) at Fresno State (2/4/21)
Minutes	24 St. Katherine (12/10/19)

DORIUS' SEASON/CAREER SUPERLATIVES

Double-Figure Scoring:	-	/	2 times
20-Plus Points:	-	/	-
5-Plus Assists:	-	/	-
5-Plus Rebounds:	6 times	/	10 times
10-Plus Rebounds:	1 time	/	2 times
Double-Double:	-	/	1 time
Multiple Blocks:	3 times	/	5 times

WHITE SHIRTS, BLACK TAGS

Dorius is one of five returned LDS Church missionaries on the Utah State roster, having served in Scottsdale, Ariz., from 2017-19.

GOOD GENETICS

Dorius' parents were each collegiate athletes as his father played basketball at Snow Junior College, while his mother was a swimmer at BYU.

AGGIE DEBUT

Made his Aggie debut in the 2019-20 opener against Montana State, scoring two points and pulling down two rebounds in five minutes of action.



#34 Justin Bean

6-7 • 210 • Junior • Forward
Moore, Okla. • Southmoore HS

CAREER SUPERLATIVES

FT < 1 min 20-27	Charges Drawn 3	Dunks 15
---------------------	--------------------	-------------

CAREER STATISTICS

	GP-GS	Min	Avg	FG-FGA	Pct	3FG-FGA	Pct	FT-FTA	Pct	Off	Def	Tot	Avg	PF	FO	A	TO	Blk	Stl	Pts	Avg
2018-19	29-0	351	12.1	44-86	.512	1-6	.167	29-38	.763	41	68	109	3.8	38	0	22	17	8	19	118	4.1
2019-20	34-34	1010	29.7	155-299	.518	8-29	.276	87-108	.806	121	235	356	10.5	71	0	72	51	24	51	405	11.9
2020-21	28-28	754	26.9	126-244	.516	10-42	.238	55-66	.833	83	133	216	7.7	53	0	54	40	9	37	317	11.3
Total	91-62	2115	23.2	325-629	.517	19-77	.247	171-212	.807	245	436	681	7.5	162	0	148	108	41	107	840	9.2

BEAN GAME-BY-GAME IN 2020-21

Date	Opponent	MIN	FG	3FG	FT	O-D-T	PF	A	TO	B	S	TP
N25	vs VCU	^31	5-8	0-2	3-4	0-4-4	3	3	3	0	0	13
N26	vs S. Dakota St.	^19	2-7	0-1	1-1	2-0-2	2	0	0	0	0	5
N27	vs Northern Iowa	^36	6-12	0-2	3-4	4-6-10	2	4	0	0	1	15
D05	BYU	^33	1-5	0-1	4-4	6-7-13	2	0	1	1	2	6
D08	College of Idaho	^22	6-7	0-0	9-9	3-4-7	1	0	0	0	3	21
D18	Northern Colorado	^32	6-11	0-1	0-1	4-7-11	1	2	0	0	2	12
D21	San José State*	^20	8-10	0-0	0-0	4-7-11	0	4	0	0	0	16
D23	San José State*	^22	2-7	0-1	2-2	1-11-12	2	0	2	0	0	6
D31	at Air Force*	^21	6-10	2-3	1-2	4-0-4	2	5	0	0	3	15
J02	at Air Force*	^33	5-8	0-1	2-4	3-4-7	0	2	0	0	2	12
J06	at New Mexico*	^26	2-5	0-0	1-1	1-0-1	1	4	1	3	0	5
J08	at New Mexico*	^25	6-9	1-2	0-0	8-5-13	1	2	2	0	0	13
J14	San Diego State*	^29	2-7	0-1	0-0	0-4-4	2	3	1	2	2	4
J16	San Diego State*	^27	1-9	0-2	2-2	4-2-6	3	0	3	0	1	4
J19	Colorado State*	^21	4-6	0-0	0-0	2-5-7	0	1	0	0	0	8
J21	Colorado State*	^31	4-10	0-3	0-0	1-5-6	1	2	1	0	2	8
J25	at UNLV*	^27	4-11	0-2	2-2	2-4-6	2	0	3	0	1	10
J27	at UNLV*	^30	5-8	1-3	2-2	4-5-9	3	4	1	0	2	13
F04	at Fresno State*	^17	2-4	1-1	0-0	1-4-5	0	2	0	0	0	5
F17	at Boise State*	^30	5-9	0-2	0-0	2-4-6	4	2	1	0	1	10
F19	at Boise State*	^22	4-7	0-1	3-3	3-2-5	4	1	3	0	1	11
F26	Nevada*	^30	7-13	3-5	2-3	3-7-10	3	3	4	1	3	19
F28	Nevada*	^27	5-10	1-3	6-6	6-7-13	3	4	4	0	3	17
M04	Wyoming*	^31	10-20	0-3	1-1	1-9-10	1	2	3	0	2	21
M06	at Fresno State*	^30	6-11	0-0	1-3	5-7-12	2	1	1	0	3	13
M11	vs UNLV#	^24	5-7	0-1	0-0	2-3-5	3	1	3	0	1	10
M12	vs Colorado State#	^28	4-7	0-0	5-6	4-7-11	2	1	0	2	1	13
M13	vs San Diego State#	^30	3-6	1-1	5-6	3-3-6	3	1	3	0	1	12

^ = Starter / * = MW game / # = MW Championships

BEAN'S SEASON HIGHS

Points	21 (2) Wyoming (3/4)
FG Made	10 Wyoming (3/4)
FG ATT	20 Wyoming (3/4)
3PT FG Made	3 Nevada (2/26)
3PT FG ATT	5 Nevada (2/26)
FT Made	9 College of Idaho (12/8)
FT ATT	9 College of Idaho (12/8)
Rebounds	13 (3) Nevada (2/28)
Assists	5 at Air Force (12/31)
Steals	3 (5) at Fresno State (3/6)
Blocks	3 at New Mexico (1/6)
Minutes	36 vs Northern Iowa (11/27)

BEAN'S CAREER HIGHS

Points	24 at Saint Mary's (11/29/19)
FG Made	10 Wyoming (3/4/21)
FG ATT	20 Wyoming (3/4/21)
3PT FG Made	3 Nevada (2/26/21)
3PT FG ATT	5 Nevada (2/26/21)
FT Made	9 (2) College of Idaho (12/8/20)
FT ATT	13 at Boise State (1/18/20)
Rebounds	16 Boise State (2/8/20)
Assists	6 vs LSU (11/22/19)
Steals	5 Fresno State (12/7/19)
Blocks	4 vs North Texas (11/24/19)
Minutes	45 Fresno State (12/7/19)

BEAN'S SEASON/CAREER SUPERLATIVES

Double-Figure Scoring:	19 times / 44 times
20-Plus Points:	2 times / 4 times
5-Plus Assists:	1 time / 4 times
5-Plus Rebounds:	23 times / 65 times
10-Plus Rebounds:	11 times / 36 times
Double-Double:	9 times / 26 times

TORNADO CLEAN UP

When an F5-category tornado ripped through Moore, Okla., in 2013, Bean was part of the clean up effort.

FIGHTING THROUGH INJURIES

Bean had his fair share of injuries as a junior in high school, tearing his ACL, and was also diagnosed with a skin tumor in his ear. The tumor took two surgeries to remove and left him with only half of his hearing ability in that ear.

UKULELE COVERS

Bean can be seen on YouTube doing ukulele covers to popular songs, just search Justin Bean.

INTERNATIONAL BEAN

Utah State's social media following in Portugal has adopted a new nickname for Bean - feijao (fay zjo) (bean in Portuguese).

MR DOUBLE-DOUBLE

Bean averaged 11.9 points and 10.5 rebounds per game a season ago, making him the first Aggie to averaged a double-double in a season since **Mike Santos** averaged 18.2 points and 11.3 rebounds per game during the 1976-77 season

BASKETBALL IN THE BLOOD

Bean's father, Gordon, played collegiate basketball at Idaho State, helping the Bengals to an NCAA Tournament appearance in 1987.

WHITE SHIRTS, BLACK TAGS

Bean is one of five returned LDS Church missionaries on the Utah State roster, having served in Reno, Nevada, from 2015-17.

WALK-ON TO SCHOLARSHIP

Bean began his career with Utah State as a walk-on, eventually earning a scholarship midway through the 2018-19 season.

AGGIE DEBUT

Made his Aggie debut in the 2018-19 opener at Montana State, scoring five points and adding a team-high-tying eight rebounds.

UTAH STATE MEN'S BASKETBALL

2020-21 UTAH STATE PROFILES



#35 Matthew Wickizer

6-9 • 210 • Freshman • Forward
North Salt Lake City, Utah • Kearns HS

CAREER SUPERLATIVES

FT < 1 min	Charges Drawn	Dunks
0-1	0	0

CAREER STATISTICS

	GP-GS	Min	Avg	FG-FGA	Pct	3FG-FGA	Pct	FT-FTA	Pct	Off	Def	Tot	Avg	PF	FO	A	TO	Blk	Stl	Pts	Avg
2020-21	9-0	11	1.2	0-0	.000	0-0	.000	0-1	.000	0	4	4	0.4	3	0	0	2	0	0	0	0.0
Total	9-0	11	1.2	0-0	.000	0-0	.000	0-1	.000	0	4	4	0.4	3	0	0	2	0	0	0	0.0

WICKIZER GAME-BY-GAME IN 2020-21

Date	Opponent	MIN	FG	3FG	FT	O-D-T	PF	A	TO	B	S	TP
N25	vs VCU	DNP-C										
N26	vs S. Dakota St.	1	0-0	0-0	0-0	0-0-0	0	0	0	0	0	0
N27	vs Northern Iowa	DNP-C										
D05	BYU	DNP-C										
D08	College of Idaho	2	0-0	0-0	0-0	0-0-0	1	0	1	0	0	0
D18	Northern Colorado	DNP-C										
D21	San José State*	2	0-0	0-0	0-0	0-1-1	1	0	0	0	0	0
D23	San José State*	1	0-0	0-0	0-0	0-1-1	0	0	0	0	0	0
D31	at Air Force*	1	0-0	0-0	0-0	0-0-0	1	0	1	0	0	0
J02	at Air Force*	DNP-C										
J06	at New Mexico*	1	0-0	0-0	0-1	0-1-1	0	0	0	0	0	0
J08	at New Mexico*	DNP-C										
J14	San Diego State*	DNP-C										
J16	San Diego State*	DNP-C										
J19	Colorado State*	1	0-0	0-0	0-0	0-0-0	0	0	0	0	0	0
J21	Colorado State*	DNP-C										
J25	at UNLV*	DNP-C										
J27	at UNLV*	DNP-C										
F04	at Fresno State*	1	0-0	0-0	0-0	0-0-0	0	0	0	0	0	0
F17	at Boise State*	DNP-C										
F19	at Boise State*	DNP-C										
F26	Nevada*	DNP-C										
F28	Nevada*	1	0-0	0-0	0-0	0-1-1	0	0	0	0	0	0
M04	Wyoming*	DNP-C										
M06	at Fresno State*	DNP-C										
M11	vs UNLV#	DNP-C										
M12	vs Colorado State#	DNP-C										
M13	vs San Diego State#	DNP-C										

^ = Starter / * = MW game / # = MW Championships

WICKIZER'S SEASON HIGHS

WICKIZER'S CAREER HIGHS

Points	-	-
FG Made	-	-
FG ATT	-	-
3PT FG Made	-	-
3PT FG ATT	-	-
FT Made	-	-
FT ATT	1 at New Mexico (1/6)	1 at New Mexico (1/6/21)
Rebounds	1 (4) Nevada (2/28)	1 (4) Nevada (2/28/21)
Assists	-	-
Steals	-	-
Blocks	-	-
Minutes	2 (2) San José State (12/21)	2 (2) San José State (12/21/20)

ANTHONY'S SEASON/CAREER SUPERLATIVES

Double-Figure Scoring:	-	/	-
20-Plus Points:	-	/	-
5-Plus Assists:	-	/	-
5-Plus Rebounds:	-	/	-
Multiple Steals:	-	/	-

AGGIE PEDIGREE

Wickizer is the son of USU alum Nathan Wickizer, who played for USU from 1992-95, leading the Aggies in blocks for three seasons and still ranks third in career blocks with 148.

AGGIE DEBUT

Made his Aggie debut against South Dakota State at the Bad Boy Mowers Crossover Classic, appearing on the floor for one minute.

HOW DO YOU SAY THAT?

Wick KYE zerr



#44 Marco Anthony

6-5 • 225 • Redshirt-Junior • Guard
San Antonio, Texas • Virginia/ Holmes High School

CAREER SUPERLATIVES

FT < 1 min	Charges Drawn	Dunks
5-6	0	5

CAREER STATISTICS

	GP-GS	Min	Avg	FG-FGA	Pct	3FG-FGA	Pct	FT-FTA	Pct	Off	Def	Tot	Avg	PF	FO	A	TO	Blk	Stl	Pts	Avg
2017-18 (UVA)	13-0	103	7.9	10-28	.357	5-13	.385	1-3	.333	1	12	13	1.0	5	0	9	6	2	2	26	2.0
2018-19 (UVA)	22-0	119	5.4	8-27	.296	2-7	.286	8-12	.667	0	12	12	0.6	10	0	11	8	1	0	26	1.2
2020-21	27-27	858	31.8	97-238	.408	21-61	.344	55-89	.618	41	93	134	5.0	47	1	84	52	10	25	270	10.0
Total	62-27	1,080	17.4	115-293	.392	28-81	.346	64-104	.615	42	117	159	2.6	62	1	104	66	13	27	322	5.2

ANTHONY GAME-BY-GAME IN 2020-21

Date	Opponent	MIN	FG	3FG	FT	O-D-T	PF	A	TO	B	S	TP
N25	vs VCU	^34	2-5	0-1	2-4	0-5-5	2	0	4	0	0	6
N26	vs S. Dakota St.	^23	3-9	2-5	2-2	0-1-1	0	1	1	0	0	10
N27	vs Northern Iowa	^35	8-16	2-6	4-7	1-5-6	2	2	1	1	1	22
D05	BYU	^36	6-12	0-2	5-8	1-6-7	4	0	3	0	1	17
D08	College of Idaho	DNP										
D18	Northern Colorado	^33	7-20	2-3	3-4	1-0-1	1	2	1	0	2	19
D21	San José State*	^23	5-9	0-1	2-4	2-2-4	1	2	2	0	1	12
D23	San José State*	^23	2-5	0-0	4-6	2-7-9	2	4	0	0	1	8
D31	at Air Force*	^25	5-5	2-2	0-1	1-1-2	2	6	0	0	0	12
J02	at Air Force*	^30	4-6	0-0	1-2	1-6-7	3	4	5	2	0	9
J06	at New Mexico*	^35	6-11	1-1	2-2	1-4-5	0	3	1	0	0	15
J08	at New Mexico*	^31	5-10	1-1	1-2	3-5-8	1	4	3	0	1	12
J14	San Diego State*	^34	1-4	0-2	0-0	0-5-5	0	2	2	0	1	2
J16	San Diego State*	^32	2-6	0-1	2-3	2-5-7	1	2	3	0	2	6
J19	Colorado State*	^32	2-8	0-0	4-5	1-2-3	3	3	3	1	1	8
J21	Colorado State*	^26	2-9	0-2	2-5	2-4-6	5	2	2	0	0	6
J25	at UNLV*	^29	5-15	2-6	6-6	2-7-9	0	3	1	0	2	18
J27	at UNLV*	^29	4-9	3-4	1-4	2-3-5	3	2	4	1	0	12
F04	at Fresno State*	^35	2-10	1-4	2-3	1-4-5	3	4	3	0	3	7
F17	at Boise State*	^37	5-11	0-2	1-2	2-1-3	1	3	3	0	4	11
F19	at Boise State*	^31	3-12	1-3	2-4	2-1-3	2	3	0	0	0	9
F26	Nevada*	^36	2-4	0-0	0-0	0-0-0	2	8	2	1	1	4
F28	Nevada*	^31	4-8	0-2	3-4	1-1-2	1	3	0	2	0	11
M04	Wyoming*	^32	1-3	0-1	0-2	1-3-4	2	3	0	0	0	2
M06	at Fresno State*	^34	1-4	1-3	0-0	1-0-1	2	4	1	1	0	3
M11	vs UNLV#	^36	6-12	2-3	1-1	6-7-13	1	5	3	1	2	15
M12	vs Colorado State#	^39	3-9	1-4	0-1	3-2-5	0	5	1	0	0	7
M13	vs San Diego State#	^37	1-6	0-2	5-7	2-6-8	3	4	3	0	1	7

^ = Starter / * = MW game / # = MW Championships

ANTHONY'S SEASON HIGHS

Points	22 vs Northern Iowa (11/27)
FG Made	8 vs Northern Iowa (11/27)
FG ATT	20 Northern Colorado (12/18)
3PT FG Made	3 at UNLV (1/27)
3PT FG ATT	6 (2) at UNLV (1/25)
FT Made	6 at UNLV (1/25)
FT ATT	8 BYU (12/5)
Rebounds	13 vs UNLV (3/11)
Assists	8 Nevada (2/26)
Steals	4 at Boise State (2/17)
Blocks	2 (2) Nevada (2/28)
Minutes	39 vs Colorado State (3/12)

ANTHONY'S CAREER HIGHS

Points	22 vs Northern Iowa (11/27/20)
FG Made	8 vs Northern Iowa (11/27/20)
FG ATT	20 Northern Colorado (12/18/20)
3PT FG Made	3 at UNLV (1/27/21)
3PT FG ATT	6 (2) at UNLV (1/25/21)
FT Made	6 at UNLV (1/25/21)
FT ATT	8 BYU (12/5/20)
Rebounds	13 vs UNLV (3/11/21)
Assists	8 Nevada (2/26/21)
Steals	4 at Boise State (2/17/21)
Blocks	2 (2) Nevada (2/28/21)
Minutes	39 vs Colorado State (3/12/21)

ANTHONY'S SEASON/CAREER SUPERLATIVES

Double-Figure Scoring:	13 times / 14 times
20-Plus Points:	1 time / 1 time
5-Plus Assists:	4 times / 4 times
5-Plus Rebounds:	16 times / 16 times
10-Plus Rebounds:	1 time / 1 time
Double-Doubles	1 time / 1 time
Multiple Steals:	5 times / 6 times

RETURNING REDSHIRT

Anthony is one of two returning redshirts for Utah State, sitting out the 2019-20 season after transferring from the University of Virginia.

NATIONAL CHAMP

Anthony was a member of Virginia's 2018-19 NCAA Championship team.

ACADEMIC CHAMP

Anthony was recognized last season as a member of the NABC Honors Court, making up seven USU honorees - the most by any NCAA Division I program.

AGGIE DEBUT

Made his Aggie debut in the 2020-21 season opener against VCU at the Bad Boy Mowers Crossover Classic, starting in the game and totaling 10 points and five rebounds in 34 minutes of action.

MAKING A DIFFERENCE

Anthony has found a home at Utah State after playing his first two years at the University of Virginia. Anthony has already scored 4.5 times more points and has played in more than 3 times as many minutes at USU than his entire career at UVA.

UTAH STATE MEN'S BASKETBALL

2020-21 UTAH STATE PROFILES



#52 Kuba Karwowski

7-2 • 220 • Senior • Center

Warsaw, Poland • North Platte Community College

CAREER SUPERLATIVES

FT < 1 min	Charges Drawn	Dunks
0-0	0	9

CAREER STATISTICS

	GP-GS	Min	Avg	FG-FGA	Pct	3FG-FGA	Pct	FT-FTA	Pct	Off	Def	Tot	Avg	PF	FO	A	TO	Blk	Stl	Pts	Avg
2019-20	15-7	160	10.7	17-28	.607	0-2	.000	6-17	.353	19	29	48	3.2	18	0	11	6	15	7	40	2.7
2020-21	4-0	6	1.5	1-2	.500	0-0	.000	0-0	.000	1	0	1	0.3	1	0	0	0	2	0	2	0.5
Total	19-7	166	8.7	18-30	.600	0-2	.000	6-17	.353	20	29	49	2.6	19	0	11	6	17	7	42	2.2

KARWOWSKI GAME-BY-GAME IN 2020-21

Date	Opponent	MIN	FG	3FG	FT	O-D-T	PF	A	TO	B	S	TP
N25	vs VCU	DNP										
N26	vs S. Dakota St.	DNP										
N27	vs Northern Iowa	DNP										
D05	BYU	DNP-C										
D08	College of Idaho	DNP										
D18	Northern Colorado	DNP-C										
D21	San José State*	3	0-0	0-0	0-0	0-0-0	0	0	0	1	0	0
D23	San José State*	1	0-1	0-0	0-0	1-0-1	1	0	0	1	0	0
D31	at Air Force*	1	0-0	0-0	0-0	0-0-0	0	0	0	0	0	0
J02	at Air Force*	DNP-C										
J06	at New Mexico*	DNP-C										
J08	at New Mexico*	DNP-C										
J14	San Diego State*	DNP-C										
J16	San Diego State*	DNP-C										
J19	Colorado State*	DNP-C										
J21	Colorado State*	DNP-C										
J25	at UNLV*	DNP-C										
J27	at UNLV*	DNP-C										
F04	at Fresno State*	DNP-C										
F17	at Boise State*	DNP-C										
F19	at Boise State*	DNP-C										
F26	Nevada*	DNP-C										
F28	Nevada*	1	1-1	0-0	0-0	0-0-0	0	0	0	0	0	2
M04	Wyoming*	DNP-C										
M06	at Fresno State*	DNP-C										
M11	vs UNLV#	DNP-C										
M12	vs Colorado State#	DNP-C										
M13	vs San Diego State#	DNP-C										

^ = Starter / * = MW game / # = MW Championships / % = NCAA Tournament

KARWOWSKI'S SEASON HIGHS

Points	2 Nevada (2/28)
FG Made	1 Nevada (2/28)
FG ATT	1 (2) Nevada (2/28)
3PT FG Made	-
3PT FG ATT	-
FT Made	-
FT ATT	-
Rebounds	1 San José State (12/23)
Assists	-
Steals	-
Blocks	1 (2) San José State (12/23)
Minutes	3 San José State (12/23)

KARWOWSKI'S CAREER HIGHS

Points	16 Eastern Oregon (12/28/19)
FG Made	7 Eastern Oregon (12/28/19)
FG ATT	9 Eastern Oregon (12/28/19)
3PT FG Made	-
3PT FG ATT	1 (2) at Colorado State (2/11/20)
FT Made	2 (2) Eastern Oregon (12/28/19)
FT ATT	4 (2) Eastern Oregon (12/28/19)
Rebounds	10 UTSA (11/18/19)
Assists	4 Eastern Oregon (12/28/19)
Steals	2 (2) Denver (11/12/19)
Blocks	4 (2) UTSA (11/18/19)
Minutes	23 UTSA (11/18/19)

KARWOWSKI'S SEASON/CAREER SUPERLATIVES

Double-Figure Scoring:	-	/	1 time
20-Plus Points:	-	/	-
5-Plus Assists:	-	/	-
5-Plus Rebounds:	-	/	4 times
10-Plus Rebounds:	-	/	1 time
Multiple Blocks:	-	/	3 times
Double-Double:	-	/	-

WHO NEEDS AN APPENDIX?

Karwowski missed seven games last season after having his appendix removed during the week of Thanksgiving.

2018-19 NATIONAL LEADER

Karwowski finished third in the NJCAA in shooting percentage, converting 70.6 percent (108-of-153) from the floor during the 2018-19 season.

TALLEST AGGIE IN SCHOOL HISTORY

At 7-feet-2, Karwowski is the tallest Aggie in Utah State men's basketball history.

AGGIE DEBUT

Made his Aggie debut in the 2019-20 opener against Montana State, recording five rebounds, four blocks and one assist in 19 minutes of action.

UTAH STATE MEN'S BASKETBALL

GAME 1

UTAH STATE VS VCU

NOVEMBER 25, 2020 • SIOUX FALLS, S.D. (SANFORD PENTAGON)

Official Basketball Box Score -- Game Totals -- Final Statistics
VCU vs Utah St.
11/25/20 8:30 pm at Sioux Falls, S.D. (Sanford Pentagon)

VCU 85 • 1-0

#	Player	Total		3-Ptr	Rebounds			PF	TP	A	TO	Blk	Stl	Min
		FG-FGA	FG-FGA		Off	Def	Tot							
13	Corey Douglas	3-4	0-0	2-2	0	0	0	3	8	0	0	3	0	18
34	Levi Stockard III	1-3	0-0	0-0	0	1	1	3	2	0	2	0	0	8
01	Adrian Baldwin Jr.	1-6	0-1	1-2	1	3	4	1	3	7	2	0	2	25
05	Nah'Shon Hyland	6-12	5-10	6-7	0	2	2	23	1	2	0	2	30	30
11	Keshawn Curry	4-8	2-5	0-0	1	5	6	3	10	1	1	0	1	31
00	Jamir Watkins	1-1	1-1	2-2	0	2	1	5	0	1	0	0	0	9
02	Mikael Brown-Jones	1-2	0-1	4-4	0	1	1	1	6	2	0	0	0	9
10	Vince Williams	6-10	2-5	1-1	1	4	5	3	15	4	3	0	1	28
12	Jimmy Clark III	4-4	0-0	0-0	0	2	2	8	0	1	0	4	18	18
20	Hason Ward	1-2	0-0	0-0	0	1	1	0	2	1	0	4	11	11
33	Josh Banks	0-1	0-1	2-2	0	0	0	1	2	0	1	0	0	7
35	Brendan Medley-Bacon	0-0	0-0	1-2	0	1	1	3	1	0	1	0	0	6
Team					1	2	3							
Totals		28-53	10-24	19-22	4	24	28	23	85	16	14	7	10	200

FG % 1st Half: 13-27 48.1% 2nd half: 15-26 57.7% Game: 28-53 52.8%
3FG % 1st Half: 7-16 43.8% 2nd half: 3-8 37.5% Game: 10-24 41.7%
FT % 1st Half: 5-5 100.0 2nd half: 14-17 82.4% Game: 19-22 86.4%

Utah St. 69 • 0-1

#	Player	Total		3-Ptr	Rebounds			PF	TP	A	TO	Blk	Stl	Min
		FG-FGA	FG-FGA		Off	Def	Tot							
34	BEAN, Justin	5-8	0-2	3-4	0	4	4	3	13	3	3	0	0	31
23	QUETA, Neemias	5-12	0-0	7-12	5	5	10	2	17	1	2	1	0	28
22	MILLER, Brock	3-7	2-5	0-0	2	1	3	1	8	1	1	0	0	21
24	WORSTER, Rollee	4-9	0-2	2-2	0	1	1	4	10	0	4	0	0	24
04	ANTHONY, Marco	2-5	0-1	2-4	0	5	5	2	6	0	4	0	1	34
02	BAIRSTOW, Sean	2-5	1-1	3-4	0	0	0	3	8	1	2	0	2	18
03	ASHWORTH, Steven	2-4	1-2	0-0	1	3	4	2	5	0	2	0	0	20
10	ANDERSON, Alphonso	0-2	0-1	0-0	1	0	1	1	0	1	0	0	0	14
11	SHULGA, Max	0-2	0-2	0-0	1	1	2	1	0	0	0	0	0	4
12	ZAPALA, Szymon	1-1	0-0	0-0	0	0	0	2	0	0	0	0	1	1
13	McCHESNEY, Liam	0-1	0-1	0-0	0	0	0	0	0	0	0	0	0	0+
32	DORIUS, Trevin	0-0	0-0	0-0	0	1	1	0	0	1	0	0	0	5
Team					3	1	4							
Totals		24-56	4-17	17-26	13	22	35	19	69	8	18	1	3	200

FG % 1st Half: 15-28 53.6% 2nd half: 9-28 32.1% Game: 24-56 42.9%
3FG % 1st Half: 2-6 33.3% 2nd half: 2-11 18.2% Game: 4-17 23.5%
FT % 1st Half: 9-14 64.3% 2nd half: 8-12 66.7% Game: 17-26 65.4%

Officials: Steve Devine, Kelly Pfeiffer, Randy Heimerman
Technical fouls: VCU-Nah'Shon Hyland, Utah St.-QUETA, Neemias.
Attendance:

Score by periods	1st	2nd	Total
VCU	38	47	85
Utah St.	41	28	69

	In	Off	2nd	Fast	Bench
Points	Paint	T/O	Chance	Break	
VCU	34	28	12	10	39
USU	36	26	17	2	15

Last FG - VCU 2nd-01:34, USU 2nd-00:38.
Largest lead - VCU by 16 2nd-00:49, USU by 10 2nd-14:22.
VCU led for 20:06, USU led for 13:35. Game was tied for 04:19.

Score tied - 6 times.
Lead changed - 10 times.

GAME 3

UTAH STATE VS NORTHERN IOWA

NOVEMBER 25, 2020 • SIOUX FALLS, S.D. (SANFORD PENTAGON)

Official Basketball Box Score -- Game Totals -- Final Statistics
Utah St. vs UNI
11/27/20 3:00 pm at Sioux Falls, S.D.

Utah St. 82 • 1-2

#	Player	Total		3-Ptr	Rebounds			PF	TP	A	TO	Blk	Stl	Min
		FG-FGA	FG-FGA		Off	Def	Tot							
34	BEAN, Justin	6-12	0-2	3-4	4	6	10	2	15	4	0	0	1	36
23	QUETA, Neemias	3-6	0-0	9-11	1	9	10	3	15	2	2	4	1	31
22	MILLER, Brock	3-8	2-4	1-2	0	2	2	2	9	2	1	0	1	31
24	WORSTER, Rollee	5-11	2-4	5-5	1	3	4	1	17	3	4	0	1	38
04	ANTHONY, Marco	8-16	2-6	4-7	1	5	6	2	22	2	1	1	1	35
02	BAIRSTOW, Sean	0-1	0-0	0-0	0	0	0	0	0	1	1	0	0	8
03	ASHWORTH, Steven	0-0	0-0	0-0	0	1	1	1	0	1	0	0	0	6
10	ANDERSON, Alphonso	0-1	0-0	0-0	0	0	0	0	0	2	0	0	0	4
11	SHULGA, Max	1-1	1-1	0-0	0	3	3	0	3	0	0	0	0	8
32	DORIUS, Trevin	0-0	0-0	1-2	0	1	1	2	1	0	1	1	0	3
Team					0	6	6							
Totals		26-56	7-17	23-31	7	36	43	13	82	14	13	7	5	200

FG % 1st Half: 12-31 38.7% 2nd half: 14-25 56.0% Game: 26-56 46.4%
3FG % 1st Half: 5-11 45.5% 2nd half: 2-6 33.3% Game: 7-17 41.2%
FT % 1st Half: 10-12 83.3% 2nd half: 13-19 68.4% Game: 23-31 74.2%

UNI 71 • 0-3

#	Player	Total		3-Ptr	Rebounds			PF	TP	A	TO	Blk	Stl	Min
		FG-FGA	FG-FGA		Off	Def	Tot							
35	Noah Carter	1-4	0-2	0-0	0	1	1	4	2	1	1	0	0	19
50	Austin Phye	1-2	1-1	0-0	0	1	1	5	3	3	2	0	0	20
03	Tywhon Pickford	3-7	0-2	3-5	4	6	10	3	9	0	0	0	1	29
04	AJ Green	9-23	4-11	2-2	1	4	5	3	24	1	2	0	1	37
13	Bowen Born	5-13	4-9	0-0	0	2	2	4	14	2	1	0	0	32
00	Nate Heise	1-5	1-3	2-2	0	6	6	2	5	1	2	2	0	26
01	Cole Henry	0-1	0-0	0-0	0	0	0	1	0	1	1	0	0	3
02	Evan Gauger	0-0	0-0	0-0	0	0	0	0	0	0	0	0	0	1
22	Antwan Kimmons	0-6	0-4	0-0	0	0	0	0	0	4	0	0	0	15
23	Derek Krogmann	0-0	0-0	0-0	0	1	1	0	0	0	0	0	0	1
34	James Betz	5-8	4-5	0-0	0	3	3	3	14	0	1	0	1	17
Team					4	0	4							
Totals		25-69	14-37	7-9	9	24	33	25	71	13	10	2	3	200

FG % 1st Half: 14-37 37.8% 2nd half: 11-32 34.4% Game: 25-69 36.2%
3FG % 1st Half: 9-22 40.9% 2nd half: 5-15 33.3% Game: 14-37 37.8%
FT % 1st Half: 3-5 60.0% 2nd half: 4-4 100.0 Game: 7-9 77.8%

Officials: Alexander Thompson, Steve Devine, Byron Jarrett
Technical fouls: Utah St.-None, UNI-None.
Attendance:

Score by periods	1st	2nd	Total
Utah St.	39	43	82
UNI	40	31	71

	In	Off	2nd	Fast	Bench
Points	Paint	T/O	Chance	Break	
USU	30	13	8	6	4
UNI	16	5	10	0	19

Last FG - USU 2nd-00:53, UNI 2nd-00:41.
Largest lead - USU by 12 2nd-03:04, UNI by 8 2nd-15:08.
USU led for 22:41, UNI led for 13:11. Game was tied for 04:08.

Score tied - 6 times.
Lead changed - 6 times.

GAME 2

UTAH STATE VS SOUTH DAKOTA STATE

NOVEMBER 25, 2020 • SIOUX FALLS, S.D. (SANFORD PENTAGON)

Official Basketball Box Score -- Game Totals -- Final Statistics
Utah St. vs South Dakota St.
11/26/20 6:30 pm at Sioux Falls, S.D.

Utah St. 59 • 0-2

#	Player	Total		3-Ptr	Rebounds			PF	TP	A	TO	Blk	Stl	Min
		FG-FGA	FG-FGA		Off	Def	Tot							
34	BEAN, Justin	2-7	0-1	1-1	2	0	2	2	5	0	0	0	0	19
23	QUETA, Neemias	6-8	0-0	0-0	2	6	8	1	12	3	2	3	0	25
22	MILLER, Brock	2-3	1-2	0-0	0	2	2	0	5	1	1	0	1	17
24	WORSTER, Rollee	4-9	1-2	0-0	0	2	2	2	9	3	0	0	0	28
04	ANTHONY, Marco	3-9	2-5	2-2	0	1	1	0	10	1	1	0	0	23
02	BAIRSTOW, Sean	0-2	0-0	1-2	1	1	2	0	1	1	2	0	0	14
03	ASHWORTH, Steven	2-7	2-6	2-2	0	1	1	2	8	0	1	0	2	19
10	ANDERSON, Alphonso	2-7	1-5	2-2	1	2	3	0	7	0	0	0	0	20
11	SHULGA, Max	0-1	0-0	2-2	0	5	5	0	2	1	2	0	0	14
12	ZAPALA, Szymon	0-1	0-0	0-1	1	0	1	0	0	1	3	0	1	7
13	McCHESNEY, Liam	0-1	0-1	0-0	0	1	1	0	0	0	0	0	1	4
30	VEDISCHEV, Zahar	0-0	0-0	0-0	0	0	0	0	0	0	0	0	0	1
32	DORIUS, Trevin	0-2	0-0	0-0	0	1	1	1	0	0	1	0	0	8
35	WICKITZER, Matthew	0-0	0-0	0-0	0	0	0	0	0	0	0	0	0	1
Team					0	0	0							
Totals		21-57	7-22	10-12	7	22	29	8	59	11	16	3	5	200

FG % 1st Half: 12-25 48.0% 2nd half: 9-32 28.1% Game: 21-57 36

32 • Utah State 2020-21 Men's GATA Basketball • NCAA Tournament First Round - Texas Tech • March 19, 2021

UTAH STATE MEN'S BASKETBALL

GAME 9 UTAH STATE AT AIR FORCE DECEMBER 31, 2020 • COLORADO SPRINGS, COLO.

Official Basketball Box Score -- Game Totals -- Final Statistics
Utah State vs Air Force
12/31/20 2:00 pm at USAFA, Colo.

Utah State 83 • 6-3,3-0 MW

#	Player	Total		3-Ptr		Rebounds		PF	TP	A	TO	Blk	Stl	Min
		FG-FGA	FG-FGA	FT-FTA	Off Def Tot	PF	TP							
34	BEAN, Justin	f	6-10	2-3	1-2	4	0	4	2	15	5	0	0	21
23	QUETA, Neemias	c	5-7	0-0	0-0	3	2	5	0	10	5	0	1	23
22	MILLER, Brock	g	5-10	4-9	0-0	0	1	1	2	14	2	1	0	23
24	WORSTER, Rollie	g	1-4	0-3	2-2	3	2	5	3	4	1	0	1	25
44	ANTHONY, Marco	g	5-5	2-2	0-1	1	1	2	2	12	6	0	0	25
02	BAIRSTOW, Sean	g	4-8	1-2	0-1	0	4	4	2	9	1	1	0	16
03	ASHWORTH, Steven	g	4-6	2-4	0-0	0	0	0	1	10	2	0	0	120
10	ANDERSON, Alphonso	g	1-6	1-4	0-0	0	2	2	2	3	0	0	0	14
11	SHULGA, Max	g	1-4	0-1	0-0	1	2	3	0	2	0	0	0	18
12	ZAPALA, Szymon	g	0-1	0-0	0-0	2	0	2	2	0	0	0	0	4
21	STASTNY, Karson	g	0-0	0-0	0-0	0	0	0	0	0	0	0	0	2
30	VEDISCHEV, Zahar	g	0-2	0-2	0-0	0	1	1	0	0	1	0	0	5
32	DORIUS, Trevin	g	2-2	0-0	0-0	1	1	2	4	4	3	0	1	12
35	WICKIZER, Matthew	g	0-0	0-0	0-0	0	0	0	1	0	1	0	0	1
52	KARWOWSKI, Kuba	g	0-0	0-0	0-0	0	0	0	0	0	0	0	0	1
Team					0	1	1			1				
Totals			34-65	12-30	3-6	15	17	32	21	83	24	9	1	200

FG % 1st Half: 18-33 54.5% 2nd half: 16-32 50.0% Game: 34-65 52.3%
3FG % 1st Half: 6-16 37.5% 2nd half: 6-14 42.9% Game: 12-30 40.0%
FT % 1st Half: 2-2 100.0 2nd half: 1-4 25.0% Game: 3-6 50.0%

Air Force 48 • 3-4,1-2 MW

#	Player	Total		3-Ptr		Rebounds		PF	TP	A	TO	Blk	Stl	Min
		FG-FGA	FG-FGA	FT-FTA	Off Def Tot	PF	TP							
22	Nikk Jackson	f	5-8	0-1	1-2	1	3	4	3	11	3	4	0	23
44	Keaton Van Soelen	f	2-3	1-2	1-2	0	1	1	2	6	1	7	1	0
02	Glen McClintock	g	1-2	1-2	2-2	0	2	2	0	5	1	1	0	23
05	Chris Joyce	g	3-6	0-3	0-1	0	0	0	1	6	3	4	0	27
10	AJ Walker	g	1-5	1-3	1-1	2	3	5	1	4	3	3	0	31
00	Joseph Octave	g	0-2	0-2	2-4	1	0	1	1	2	1	1	0	13
01	Solomon Pierre-Louis	g	0-0	0-0	0-0	0	1	1	0	0	0	0	0	2
11	Ameka Akaya	g	3-4	0-1	2-2	0	1	1	2	8	0	2	0	0
15	Abe Kinrade	g	2-5	2-5	0-0	1	2	3	0	6	0	0	1	0
24	Mason Taylor	g	0-1	0-1	0-0	0	1	1	0	0	1	0	0	11
31	CJ Haut	g	0-0	0-0	0-0	0	0	0	1	0	1	0	0	3
Team					0	4	4			2				
Totals			17-36	5-19	9-14	5	18	23	11	48	12	26	2	200

FG % 1st Half: 11-20 55.0% 2nd half: 6-16 37.5% Game: 17-36 47.2%
3FG % 1st Half: 3-9 33.3% 2nd half: 2-10 20.0% Game: 5-19 26.3%
FT % 1st Half: 3-4 75.0% 2nd half: 6-10 60.0% Game: 9-14 64.3%

Officials: Ryan McDaniel,Joe Stigliano,Winston Stith
Technical fouls: Utah State-ASHWORTH, Steven. Air Force-None.
Attendance:

Score by periods	1st	2nd	Total
Utah State	44	39	83
Air Force	28	20	48

Last FG - USU 2nd-00:51, USAFA 2nd-05:12.
Largest lead - USU by 37 2nd-03:53, USAFA by 21st-18:04.
USU led for 38:07, USAFA led for 00:25. Game was tied for 01:28.

Points	In	Off	2nd	Fast	Bench
USU	40	15	16	11	28
USAFA	24	4	2	11	16

Score tied - 3 times.
Lead changed - 2 times.

GAME 10 UTAH STATE AT AIR FORCE JANUARY 2, 2021 • COLORADO SPRINGS, COLO.

Official Basketball Box Score -- Game Totals -- Final Statistics
Utah State vs Air Force
01/02/21 4:00 pm at USAFA, Colo. (Clune Arena)

Utah State 72 • 7-3, 4-0 MW

#	Player	Total		3-Ptr		Rebounds		PF	TP	A	TO	Blk	Stl	Min
		FG-FGA	FG-FGA	FT-FTA	Off Def Tot	PF	TP							
34	BEAN, Justin	f	5-8	0-1	2-4	3	4	7	0	12	2	0	0	23
23	QUETA, Neemias	c	7-10	0-0	1-2	4	7	11	2	15	6	1	4	2
22	MILLER, Brock	g	5-13	3-9	0-0	0	0	0	3	13	0	1	0	31
24	WORSTER, Rollie	g	5-9	3-5	0-0	0	3	3	2	13	2	7	1	0
44	ANTHONY, Marco	g	4-6	0-0	1-2	1	6	7	3	9	4	5	2	0
02	BAIRSTOW, Sean	g	0-1	0-1	0-0	0	1	1	0	0	0	1	0	8
03	ASHWORTH, Steven	g	2-4	1-3	0-0	0	1	1	3	5	0	1	0	17
10	ANDERSON, Alphonso	g	2-3	0-0	1-2	1	1	2	0	5	1	0	0	1
12	ZAPALA, Szymon	g	0-0	0-0	0-0	0	0	0	0	0	0	1	0	0
32	DORIUS, Trevin	g	0-1	0-0	0-0	3	1	4	2	0	0	1	0	5
Team					1	1	2							
Totals			30-55	7-19	5-10	13	25	38	15	72	15	18	7	200

FG % 1st Half: 13-29 44.8% 2nd half: 17-26 65.4% Game: 30-55 54.5%
3FG % 1st Half: 4-12 33.3% 2nd half: 3-7 42.9% Game: 7-19 36.8%
FT % 1st Half: 3-6 50.0% 2nd half: 2-4 50.0% Game: 5-10 50.0%

Air Force 53 • 3-5, 1-3 MW

#	Player	Total		3-Ptr		Rebounds		PF	TP	A	TO	Blk	Stl	Min
		FG-FGA	FG-FGA	FT-FTA	Off Def Tot	PF	TP							
22	Nikk Jackson	f	2-6	0-2	4-4	1	4	5	4	8	2	3	2	1
44	Keaton Van Soelen	f	2-2	0-0	0-0	0	2	2	1	4	2	4	0	19
02	Glen McClintock	g	1-5	0-2	0-0	0	2	2	0	2	0	2	0	2
05	Chris Joyce	g	3-13	0-2	5-6	2	1	3	1	11	1	2	0	2
10	AJ Walker	g	8-13	3-4	0-0	1	4	5	1	19	1	3	0	3
00	Joseph Octave	g	0-0	0-0	0-0	0	0	0	0	0	0	0	0	0
11	Ameka Akaya	g	2-3	2-2	0-0	0	1	1	5	6	1	2	0	0
15	Abe Kinrade	g	1-3	0-2	0-0	0	1	1	3	2	1	2	0	0
24	Mason Taylor	g	0-1	0-0	1-2	0	0	0	0	1	0	0	0	0
31	CJ Haut	g	0-1	0-0	0-0	0	0	0	0	0	0	0	0	1
33	Derek Dickensheidt	g	0-0	0-0	0-0	0	0	0	0	0	0	0	0	0
Team					1	1	2							
Totals			19-47	5-14	10-12	5	16	21	15	53	8	16	3	200

FG % 1st Half: 7-24 29.2% 2nd half: 12-23 52.2% Game: 19-47 40.4%
3FG % 1st Half: 3-9 33.3% 2nd half: 2-5 40.0% Game: 5-14 35.7%
FT % 1st Half: 3-4 75.0% 2nd half: 7-8 87.5% Game: 10-12 83.3%

Officials: Rob Kruger,Kerby Stitton,Bob Staffen
Technical fouls: Utah State-None. Air Force-None.
Attendance:

Score by periods	1st	2nd	Total
Utah State	33	39	72
Air Force	20	33	53

Last FG - USU 2nd-01:00, USAFA 2nd-01:52.
Largest lead - USU by 25 2nd-13:44, USAFA None.
USU led for 39:04, USAFA led for 00:00. Game was tied for 00:56.

Points	In	Off	2nd	Fast	Bench
USU	44	19	8	2	10
USAFA	22	17	2	3	9

Score tied - 0 times.
Lead changed - 0 times.

GAME 11 UTAH STATE VS NEW MEXICO JANUARY 6, 2021 • LUBBOCK, TEXAS

Official Basketball Box Score -- Game Totals -- Final Statistics
Utah State vs New Mexico
01/06/21 8:00 pm at Lubbock, Texas (Lubbock Christian Univ)

Utah State 77 • 8-3, 5-0 MW

#	Player	Total		3-Ptr		Rebounds		PF	TP	A	TO	Blk	Stl	Min
		FG-FGA	FG-FGA	FT-FTA	Off Def Tot	PF	TP							
34	BEAN, Justin	f	2-5	0-0	1-1	1	0	1	1	5	4	1	3	0
23	QUETA, Neemias	c	9-10	1-0	0-2	1	5	6	3	18	1	4	5	1
22	MILLER, Brock	g	1-1	0-0	3-3	0	0	0	0	6	0	0	0	21
24	WORSTER, Rollie	g	1-2	0-1	0-0	2	4	6	2	2	1	3	0	0
44	ANTHONY, Marco	g	6-11	1-1	2-2	1	4	5	0	15	3	1	0	0
02	BAIRSTOW, Sean	g	3-6	1-3	2-4	0	3	3	0	9	1	0	0	15
03	ASHWORTH, Steven	g	0-6	0-3	4-4	0	3	3	0	4	2	0	0	1
10	ANDERSON, Alphonso	g	4-7	1-1	5-6	2	3	5	2	14	1	1	0	13
11	SHULGA, Max	g	0-1	0-1	0-0	1	0	1	0	0	1	0	0	4
12	ZAPALA, Szymon	g	0-0	0-0	0-0	0	0	0	0	0	0	0	0	1
21	STASTNY, Karson	g	0-0	0-0	0-0	0	0	0	0	0	0	0	0	1
30	VEDISCHEV, Zahar	g	0-1	0-1	0-0	0	1	1	0	0	0	1	0	0
32	DORIUS, Trevin	g	2-3	0-0	0-0	2	4	6	1	4	2	0	1	1
35	WICKIZER, Matthew	g	0-0	0-0	0-1	0	1	1	0	0	0	0	0	1
Team					1	2	3			2				
Totals			28-57	4-16	17-21	11	30	41	12	77	16	15	10	200

FG % 1st Half: 14-29 48.3% 2nd half: 14-28 50.0% Game: 28-57 49.1%
3FG % 1st Half: 2-8 25.0% 2nd half: 2-8 25.0% Game: 4-16 25.0%
FT % 1st Half: 11-13 84.6% 2nd half: 6-8 75.0% Game: 17-21 80.0%

New Mexico 45 • 3

UTAH STATE MEN'S BASKETBALL

GAME 13 SAN DIEGO STATE AT UTAH STATE JANUARY 14, 2021 • DEE GLEN SMITH SPECTRUM

Official Basketball Box Score -- Game Totals -- Final Statistics
San Diego State vs Utah State
01/14/21 7 p.m. at Logan, Utah (Dee Glen Smith Spectrum)

San Diego State 45 • 9-3, 3-2 MW

#	Player		Total		3-Ptr	Rebounds			PF	TP	A	TO	Blk	Stl	Min
			FG-FGA	FG-FGA		FT-FTA	Off	Def							
11	Mitchell, Matt	f	4-11	1-2	1-2	0	2	2	2	10	2	5	0	0	26
31	Mensah, Nathan	f	6-9	0-0	1-2	3	6	9	1	13	1	5	2	3	25
02	Seiko, Adam	g	1-4	1-4	0-0	1	1	2	1	3	2	0	0	1	27
04	Pulliam, Trey	g	1-6	1-2	2-2	0	5	5	1	5	2	1	0	2	27
20	Schakel, Jordan	g	3-10	2-6	0-0	0	3	3	1	8	1	0	0	3	34
00	Johnson, Keshad		0-2	0-1	0-0	0	1	1	0	0	0	0	0	0	5
03	Gomez, Terrell		0-3	0-1	0-0	0	2	2	0	0	2	0	0	0	21
05	Butler, Lamont		0-0	0-0	0-0	0	0	0	1	0	0	2	0	0	3
23	Tomaic, Joshua		1-5	0-3	2-2	2	2	4	1	4	0	1	0	1	12
33	Arop, Aguek		1-4	0-2	0-1	2	0	2	2	2	0	2	0	0	20
	Team					3	1	4	1						
Totals			17-54	5-21	6-9	11	23	34	11	45	10	16	2	10	200

FG % 1st Half: 8-22 36.4% 2nd half: 9-32 28.1% Game: 17-54 31.5%
3FG % 1st Half: 2-7 28.6% 2nd half: 3-14 21.4% Game: 5-21 23.8%
FT % 1st Half: 2-2 100.0 2nd half: 4-7 57.1% Game: 6-9 66.7%

Deadball
Rebounds
0

Utah State 57 • 10-3, 7-0 MW

#	Player		Total		3-Ptr	Rebounds			PF	TP	A	TO	Blk	Stl	Min
			FG-FGA	FG-FGA	FT-FTA	Off	Def	Tot							
34	BEAN, Justin	f	2-7	0-1	0-0	0	4	4	2	4	3	1	2	2	29
23	QUETA, Neemias	c	7-11	0-1	0-0	5	11	16	3	14	1	4	1	3	33
22	MILLER, Brock	g	5-11	4-10	2-2	0	2	2	2	16	2	1	0	0	34
24	WORSTER, Rollee	g	2-6	1-3	0-0	0	4	4	2	5	3	6	1	1	28
44	ANTHONY, Marco	g	1-4	0-2	0-0	0	5	5	0	2	2	2	0	1	34
02	BAIRSTOW, Sean		2-3	1-1	0-0	0	1	1	0	5	0	1	0	0	8
03	ASHWORTH, Steven		2-7	1-3	0-0	0	2	2	0	5	4	0	0	1	16
10	ANDERSON, Alphonso		2-4	2-2	0-0	0	0	0	0	6	0	0	0	1	11
32	DORIUS, Trevin		0-0	0-0	0-0	0	0	0	3	0	1	0	0	1	7
	Team					2	0	2			2				
Totals			23-53	9-23	2-2	7	29	36	12	57	16	17	4	10	200

FG % 1st Half: 14-29 48.3% 2nd half: 9-24 37.5% Game: 23-53 43.4%
3FG % 1st Half: 5-13 38.5% 2nd half: 4-10 40.0% Game: 9-23 39.1%
FT % 1st Half: 0-0 0.0% 2nd half: 2-2 100.0 Game: 2-2 100.0

Deadball
Rebounds
0

Officials: Chris Rastatter, Bob Staffen, Tony Padilla
Technical fouls: San Diego State-TEAM. Utah State-None.
Attendance: 1585

Score by periods	1st	2nd	Total
San Diego State	20	25	45
Utah State	33	24	57

Points	In	Off	2nd	Fast	Bench
SDSU	16	16	4	0	6
USU	20	12	6	4	16

Last FG - SDSU 2nd-00:35, USU 2nd-00:15.
Largest lead - SDSU by 3 1st-17:55, USU by 13 1st-00:20.
SDSU led for 02:09. USU led for 36:04. Game was tied for 01:47.

Score tied - 2 times.
Lead changed - 2 times.

GAME 15 COLORADO STATE AT UTAH STATE JANUARY 19, 2021 • DEE GLEN SMITH SPECTRUM

Official Basketball Box Score -- Game Totals -- Final Statistics
Colorado State vs Utah State
01/19/21 7 p.m. at Logan, Utah (Dee Glen Smith Spectrum)

Colorado State 64 • 10-3, 7-2 MW

#	Player		Total		3-Ptr	Rebounds			PF	TP	A	TO	Blk	Stl	Min
			FG-FGA	FG-FGA	FT-FTA	Off	Def	Tot							
10	Moors,James	f	2-6	1-3	0-0	1	1	2	4	5	3	1	1	0	20
31	Thistlewood,Adam	f	4-6	2-3	4-4	0	2	2	4	14	0	2	1	0	31
03	Moore,Kendle	g	3-9	2-7	0-0	0	4	4	1	8	1	3	0	1	29
04	Stevens,Isaiah	g	7-13	2-6	0-0	0	5	5	2	16	4	3	0	1	37
21	Roddy,David	g	2-6	0-1	5-8	3	5	8	2	9	4	4	1	1	30
01	Tonje,John		0-5	0-3	0-1	0	0	0	2	0	1	0	0	0	22
05	Byrd,P.J.		0-1	0-1	4-5	0	0	0	1	4	2	0	0	1	13
11	Thomas,Dischon		3-5	2-3	0-0	0	1	1	4	8	1	1	0	0	11
23	Rivera,Isaiah		0-1	0-0	0-0	0	1	1	1	0	0	1	0	1	7
	Team					0	2	2							
Totals			21-52	9-27	13-18	4	21	25	21	64	16	15	3	5	200

FG % 1st Half: 9-28 32.1% 2nd half: 12-24 50.0% Game: 21-52 40.4%
3FG % 1st Half: 5-15 33.3% 2nd half: 4-12 33.3% Game: 9-27 33.3%
FT % 1st Half: 6-7 85.7% 2nd half: 7-11 63.6% Game: 13-18 72.2%

Deadball
Rebounds
1

Utah State 83 • 12-3, 9-0 MW

#	Player		Total		3-Ptr	Rebounds			PF	TP	A	TO	Blk	Stl	Min
			FG-FGA	FG-FGA	FT-FTA	Off	Def	Tot							
34	BEAN, Justin	f	4-6	0-0	0-0	2	5	7	0	8	1	0	0	0	21
23	QUETA, Neemias	c	6-9	0-0	6-9	4	8	12	2	18	2	3	3	1	33
22	MILLER, Brock	g	6-13	6-10	2-2	2	2	4	4	20	1	1	0	0	29
24	WORSTER, Rollee	g	2-6	0-2	4-6	0	2	2	2	8	9	3	0	1	29
44	ANTHONY, Marco	g	2-8	0-0	4-5	1	2	3	3	8	3	3	1	1	32
02	BAIRSTOW, Sean		1-1	1-1	0-0	1	1	2	0	3	0	1	0	0	6
03	ASHWORTH, Steven		1-5	1-3	2-2	0	5	5	2	5	4	0	0	1	24
10	ANDERSON, Alphonso		4-8	2-3	2-2	0	3	3	1	12	0	1	0	2	18
11	SHULGA, Max		0-0	0-0	0-0	0	0	0	2	0	0	0	0	0	1
12	ZAPALA, Szymon		0-0	0-0	0-0	0	0	0	0	0	0	0	0	0	1
21	STASTNY, Karson		0-0	0-0	0-0	0	0	0	0	0	0	0	0	0	1
32	DORIUS, Trevin		0-1	0-0	1-2	2	2	4	1	1	0	0	0	1	4
35	WICKIZER, Matthew		0-0	0-0	0-0	0	0	0	0	0	0	0	0	0	1
	Team					1	1	2			1				

FG % 1st Half: 14-33 42.4% 2nd half: 12-24 50.0% Game: 26-57 45.6%
3FG % 1st Half: 6-13 46.2% 2nd half: 4-6 66.7% Game: 10-19 52.6%
FT % 1st Half: 10-14 71.4% 2nd half: 11-14 78.6% Game: 21-28 75.0%

Deadball
Rebounds
4

Officials: David Hall, Verne Harris, Michael Greenstein
Technical fouls: Colorado State-None. Utah State-None.
Attendance: 1553

Score by periods	1st	2nd	Total
Colorado State	29	35	64
Utah State	44	39	83

Points	In	Off	2nd	Fast	Bench
CSU	20	16	5	5	12
USU	22	21	12	2	21

Last FG - CSU 2nd-00:09, USU 2nd-00:34.
Largest lead - CSU by 2 1st-19:15, USU by 26 2nd-06:08.
CSU led for 00:38. USU led for 37:21. Game was tied for 02:01.

Score tied - 1 time.
Lead changed - 3 times.

GAME 14 SAN DIEGO STATE AT UTAH STATE JANUARY 16, 2021 • DEE GLEN SMITH SPECTRUM

Official Basketball Box Score -- Game Totals -- Final Statistics
San Diego State vs Utah State
01/16/21 11:30 a.m. at Logan, Utah (Dee Glen Smith Spectrum)

San Diego State 59 • 9-4, 3-3 MW

#	Player		Total			Rebounds					A	TO	Blk	Stl	Min
			FG-FGA	FG-FGA	FT-FTA	Off	Def	TP	PF						
31	Mensah, Nathan	f	1-5	0-0	1-5	2	3	5	2	3	0	1	1	0	21
33	Arop, Aguek	f	0-1	0-0	0-0	0	3	3	3	0	1	1	0	1	13
02	Seiko, Adam	g	1-3	0-1	0-0	0	2	2	0	2	1	2	0	0	22
04	Pulliam, Trey	g	3-10	1-3	0-0	1	3	4	4	7	2	1	0	0	29
20	Schakel, Jordan	g	5-9	1-5	0-0	0	3	3	4	11	0	1	1	0	23
00	Johnson, Keshad		0-0	0-0	2-4	1	4	5	1	2	1	1	0	0	20
03	Gomez, Terrell		5-13	4-7	2-2	0	1	1	4	16	1	0	0	0	26
05	Butler, Lamont		6-8	0-1	1-2	0	2	2	0	13	1	3	0	5	25
23	Tomaic, Joshua		2-7	0-2	1-2	1	2	3	4	5	0	0	0	0	21
	Team					3	1	4	1						
	Totals		23-56	6-19	7-15	8	24	32	23	59	7	12	3	6	200

FG % 1st Half: 13-27 48.1% 2nd half: 10-29 34.5% Game: 23-56 41.1%
3FG % 1st Half: 4-9 44.4% 2nd half: 2-10 20.0% Game: 6-19 31.6%
FT % 1st Half: 2-7 28.6% 2nd half: 5-8 62.5% Game: 7-15 46.7%

Deadball
Rebounds
4

Utah State 64 • 11-3, 8-0 MW

#	Player		Total		3-Ptr	Rebounds			PF	TP	A	TO	Blk	Stl	Min
			FG-FGA	FG-FGA	FT-FTA	Off	Def	Tot							
34	BEAN, Justin	f	1-9	0-2	2-2	4	2	6	3	4	0	3	0	1	27
23	QUETA, Neemias	c	4-6	0-0	2-6	2	8	10	5	10	4	5	5	1	29
22	MILLER, Brock	g	4-8	3-6	0-0	0	2	2	3	11	0	0	0	1	34
24	WORSTER, Rollee	g	2-7	1-3	0-0	0	4	4	1	5	2	2	1	0	23
44	ANTHONY, Marco	g	2-6	0-1	2-3	2	5	7	1	6	2	3	0	2	32
02	BAIRSTOW, Sean		1-1	0-0	0-0	0	0	0	1	2	0	1	0	0	8
03	ASHWORTH, Steven		3-8	0-6	8-8	0	2	2	3	17	1	0	1	0	23
10	ANDERSON, Alphonso		2-6	0-3	5-6	2	5	7	2	9	1	0	0	0	20
32	DORIUS, Trevin		0-0	0-0	0-0	0	0	0	0	0	1	1	0	0	4
	Team					0	1	1				1			
Totals			19-51	7-21	19-25	10	29	39	19	64	11	16	7	5	200

UTAH STATE MEN'S BASKETBALL

GAME 17 UTAH STATE AT UNLV JANUARY 25, 2021 • LAS VEGAS, NEVADA

Official Basketball Box Score -- Game Totals -- Final Statistics Utah State vs UNLV 01/25/21 6:00 pm at Las Vegas, Nev.

Utah State 56 • 12-5, 9-2 MW

#	Player	Total		3-Ptr		Rebounds			PF	TP	A	TO	Blk	Stl	Min
		FG-FGA	FG-FGA	FT-FTA	Off Def Tot	PF	TP	A TO Blk Stl							
##	Player	FG-FGA	FG-FGA	FT-FTA	Off Def Tot	PF	TP	A TO Blk Stl	Min						
34	BEAN, Justin	f	4-11	0-2	2 4 6	2	10	0 3 0 1	27						
23	QUETA, Neemias	c	3-9	0-0	2-2	4 7 11	0	8	3 3 6 0	33					
22	MILLER, Brock	g	2-3	2-3	1-1	1 1 2	2	7	1 0 0 0	30					
24	WORSTER, Rollie	g	4-10	1-5	0-1	1 2 3	5	9	1 2 0 2	29					
44	ANTHONY, Marco	g	5-15	2-6	6-6	2 7 9	0	18	3 1 0 2	29					
02	BAIRSTOW, Sean	g	2-4	0-1	0-0	0 0 0	0	4	1 1 0 1	14					
03	ASHWORTH, Steven	g	0-3	0-1	0-0	1 3 4	1	0	1 5 0 0	20					
10	ANDERSON, Alphonso	g	0-6	0-4	0-0	2 1 3	1	0	1 2 0 1	12					
11	SHULGA, Max	g	0-0	0-0	0-0	0 0 0	0	0	0 0 0 0	1					
32	DORIUS, Trevin	g	0-0	0-0	0-0	0 1 1	1	0	0 0 1 1	5					
Team					0 5 5										
Totals			20-61	5-22	11-12	13 31 44	12	56	11 17 7 8	200					

FG % 1st Half: 14-33 42.4% 2nd half: 6-28 21.4% Game: 20-61 32.8%
3FG % 1st Half: 3-13 23.1% 2nd half: 2-9 22.2% Game: 5-22 22.7%
FT % 1st Half: 3-3 100.0 2nd half: 8-9 88.9% Game: 11-12 91.7%

UNLV 59 • 6-6, 3-2 MW

#	Player	Total		3-Ptr		Rebounds			PF	TP	A	TO	Blk	Stl	Min
		FG-FGA	FG-FGA	FT-FTA	Off	Def	Tot								
01	Moses Wood	f	4-8	2-5	0-0	2	4	6	2	10	2	0	1	1	36
34	Cheikh Mbakke Diong	f	2-7	0-0	0-0	4	7	11	3	4	1	2	2	4	34
03	Caleb Grill	g	3-8	3-6	0-0	0	3	3	3	9	0	0	0	1	24
05	David Jenkins Jr.	g	4-13	2-5	4-5	1	4	5	1	14	0	3	0	0	36
13	Bryce Hamilton	g	4-16	4-8	2-2	1	4	5	4	14	8	7	0	5	35
10	Edoardo Del Cadia		0-0	0-0	0-0	1	1	2	2	0	0	1	0	0	5
22	Nick Blake		3-8	2-5	0-0	0	4	4	1	8	3	4	0	2	25
30	Devin Tillis		0-1	0-1	0-0	0	1	1	0	0	0	1	0	0	5
Team						0	1	1							
Totals			20-61	13-30	6-7	9	29	38	16	59	14	18	3	13	200

FG % 1st Half: 14-31 45.2% 2nd half: 6-30 20.0% Game: 20-61 32.8%
3FG % 1st Half: 8-16 50.0% 2nd half: 5-14 35.7% Game: 13-30 43.3%
FT % 1st Half: 3-3 100.0 2nd half: 3-4 75.0% Game: 6-7 85.7%

Officials: Nate Harris, Tommy Nunez, Tony Padilla
Technical fouls: Utah State-None. UNLV-None.
Attendance: 0

Score by periods				1st	2nd	Total		In	Off	2nd	Fast	
Utah State	34	22	56				Points	Paint	T/O	Chance	Break	Bench
UNLV	39	20	59				USU	30	14	11	4	4
							UNLV	10	12	6	4	8

Last FG - USU 2nd-00:58, UNLV 2nd-01:48.
Largest lead - USU by 6 1st-13:08, UNLV by 10 2nd-04:17.
USU led for 11:10, UNLV led for 26:11. Game was tied for 02:39.

Score tied - 5 times.
Lead changed - 5 times.

GAME 18 UTAH STATE AT UNLV JANUARY 27, 2021 • LAS VEGAS, NEVADA

Official Basketball Box Score -- Game Totals -- Final Statistics Utah State vs UNLV 01/27/21 8:00 pm at Las Vegas, Nev.

Utah State 83 • 13-5, 10-2 MW

#	Player		Total		3-Ptr		Rebounds			PF	TP	A	TO	Blk	Stl	Min
			FG-FGA	FG-FGA	FT-FTA	Off	Def	Tot								
34	BEAN, Justin	f	5-8	1-3	2-2	4	5	9	3	13	4	1	0	2	30	
23	QUETA, Neemias	c	6-16	0-0	1-3	1	7	8	3	13	3	2	2	0	31	
22	MILLER, Brock	g	5-9	3-5	2-2	0	2	2	0	15	1	2	0	0	39	
24	WORSTER, Rollie	g	7-13	1-5	4-4	2	7	9	2	19	9	1	0	3	38	
44	ANTHONY, Marco	g	4-9	3-4	1-4	2	3	5	3	12	2	4	1	0	29	
02	BAIRSTOW, Sean		1-2	0-0	1-2	1	0	1	1	3	0	1	0	0	8	
03	ASHWORTH, Steven		1-2	1-1	0-0	2	0	2	2	3	1	0	0	0	5	
10	ANDERSON, Alphonso		2-2	1-1	0-0	0	0	0	1	5	1	0	0	0	12	
11	SHULGA, Max		0-0	0-0	0-0	0	0	0	0	0	0	0	0	0	1	
32	DORIUS, Trevin		0-1	0-0	0-0	1	2	3	0	0	0	1	0	0	7	
Team						0	2	2				1				
Totals			31-62	10-19	11-17	13	28	41	15	83	21	13	3	5	200	

FG % 1st Half: 14-32 43.8% 2nd half: 17-30 56.7% Game: 31-62 50.0%
3FG % 1st Half: 4-9 44.4% 2nd half: 6-10 60.0% Game: 10-19 52.6%
FT % 1st Half: 5-8 62.5% 2nd half: 6-9 66.7% Game: 11-17 64.7%

UNLV 74 • 6-7, 3-3 MW

#	Player		Total		3-Ptr		Rebounds			PF	TP	A	TO	Blk	Stl	Min
			FG-FGA	FG-FGA	FT-FTA	Off	Def	Tot								
01	Moses Wood	f	3-5	2-3	3-4	1	1	2	4	11	2	2	2	1	31	
34	Cheikh Mbakke Diong	f	4-5	0-0	1-2	2	5	7	2	9	1	5	1	1	31	
03	Caleb Grill	g	2-9	2-8	2-3	1	4	5	0	8	2	1	0	0	37	
05	David Jenkins Jr.	g	12-21	5-7	4-5	0	1	1	3	33	4	0	0	0	34	
13	Bryce Hamilton	g	1-12	0-5	0-0	1	6	7	3	2	0	1	0	3	32	
10	Edoardo Del Cadia		0-0	0-0	0-0	0	0	0	0	0	0	0	0	0	2	
22	Nick Blake		2-6	1-5	0-0	1	1	2	2	5	5	2	1	0	18	
30	Devin Tillis		2-2	0-0	2-2	1	3	4	2	6	1	0	0	1	15	
	Team					1	0	1								
Totals			26-60	10-28	12-16	8	21	29	16	74	15	11	4	6	200	

FG % 1st Half: 11-25 44.0% 2nd half: 15-35 42.9% Game: 26-60 43.3%
3FG % 1st Half: 7-15 46.7% 2nd half: 3-13 23.1% Game: 10-28 35.7%
FT % 1st Half: 5-6 83.3% 2nd half: 7-10 70.0% Game: 12-16 75.0%

Officials: D.G. Nelson, Michael Irving, Gregory Nixon
Technical fouls: Utah State-None. UNLV-None.
Attendance: 30

Score by periods	1st	2nd	Total							
Utah State	37	46	83	Points	In	Off	2nd	Fast		
UNLV	34	40	74	USU	32	8	14	14		
				UNLV	20	18	10	3	11	

Last FG - USU 2nd-00:19, UNLV 2nd-00:07.
Largest lead - USU by 14 2nd-04:52, UNLV by 6 1st-10:15.
USU led for 30:45, UNLV led for 06:08. Game was tied for 03:07.

Score tied - 4 times.
Lead changed - 8 times.

GAME 19 UTAH STATE AT FRESNO STATE FEBRUARY 4, 2021 • FRESNO, CALIFORNIA

Official Basketball Box Score -- Game Totals -- Final Statistics Utah State vs Fresno State 02/04/21 6 p.m. PT at Save Mart Center --- Fresno, Calif.

Utah State 69 • 14-5, 11-2 MW

#	Player		Total		3-Ptr		Rebounds			PF	TP	A	TO	Blk	Stl	Min
			FG-FGA	FG-FGA	FT-FTA	Off	Def	Tot								
34	BEAN, Justin	f	2-4	1-1	0-0	1	4	5	0	5	2	0	0	0	0	17
23	QUETA, Neemias	c	5-9	0-0	4-5	1	4	5	2	14	1	2	5	0	0	21
22	MILLER, Brock	g	4-7	0-0	0-0	0	2	2	2	8	2	0	0	0	1	36
24	WORSTER, Rollie	g	1-4	0-2	1-1	1	2	3	2	3	2	0	0	0	0	17
44	ANTHONY, Marco	g	2-10	1-4	2-3	1	4	5	3	7	4	3	0	3	3	35
02	BAIRSTOW, Sean		0-0	0-0	0-0	0	1	1	0	0	1	0	0	0	0	6
03	ASHWORTH, Steven		4-6	2-4	0-0	1	0	1	1	10	4	3	0	1	1	26
10	ANDERSON, Alphonso		5-9	2-3	1-1	1	3	4	1	13	0	1	0	1	1	22
11	SHULGA, Max		0-0	0-0	0-0	0	0	0	0	0	0	1	0	0	0	1
12	ZAPALA, Szymon		0-0	0-0	0-0	0	0	0	0	0	0	0	0	0	0	1
32	DORIUS, Trevin		3-3	0-0	3-5	3	2	5	3	9	1	1	2	2	1	17
35	WICKIZER, Matthew		0-0	0-0	0-0	0	0	0	0	0	0	0	0	0	0	1
	Team					0	1	1				1				
Totals			26-52	6-14	11-15	9	23	32	14	69	17	12	7	8		200

FG % 1st Half: 13-26 50.0% 2nd half: 13-26 50.0% Game: 26-52 50.0%
3

UTAH STATE MEN'S BASKETBALL

GAME 21 UTAH STATE AT BOISE STATE FEBRUARY 19, 2021 • BOISE, IDAHO

Official Basketball Box Score -- Game Totals -- Final Statistics
Utah State vs Boise St.
02/19/21 8:00 pm at Boise, Idaho

Utah State 77 • 14-7, 11-4 MW

#	Player		Total			3-Ptr			Rebounds			PF	TP	A	TO	Blk	Stl	Min
			FG-FGA	FG-FGA	FT-FTA	Off	Def	Tot										
34	BEAN, Justin	f	4-7	0-1	3-3	3	2	5	4	11	1	3	0	1	22			
23	QUETA, Neemias	c	14-19	0-0	2-4	6	5	11	3	30	3	4	2	3	33			
03	ASHWORTH, Steven	g	3-8	1-4	0-0	0	2	2	2	7	5	1	0	0	37			
22	MILLER, Brock	g	4-8	2-5	0-0	1	3	4	2	10	1	0	0	0	36			
44	ANTHONY, Marco	g	3-12	1-3	2-4	2	1	3	2	9	3	0	0	0	31			
02	BAIRSTOW, Sean	g	0-0	0-0	0-0	0	0	0	2	0	0	1	0	0	6			
10	ANDERSON, Alphonso	g	4-8	0-0	0-0	2	1	3	0	8	1	1	0	0	19			
12	SHULGA, Max	g	1-3	0-1	0-0	0	2	2	0	2	0	0	0	1	9			
32	DORIUS, Trevin	g	0-1	0-0	0-0	0	1	1	3	0	0	1	1	1	7			
Team						0	3	3			3							
Totals			33-66	4-14	7-11	14	20	34	18	77	14	14	3	6	200			
FG % 1st Half: 17-34			50.0%	2nd half: 16-32			50.0%	Game: 33-66			50.0%				Deadball Rebounds 1			
3FG % 1st Half: 2-5			40.0%	2nd half: 2-9			22.2%	Game: 4-11			28.6%							
FT % 1st Half: 1-1			100.0%	2nd half: 6-10			60.0%	Game: 7-13			63.6%							

FG % 1st Half: 17-34 50.0% 2nd half: 16-32 50.0% Game: 33-66 50.0%
3FG % 1st Half: 2-5 40.0% 2nd half: 2-9 22.2% Game: 4-14 28.6%
FT % 1st Half: 1-1 100.0% 2nd half: 6-10 60.0% Game: 7-11 63.6%

Boise St. 81 • 18-4, 14-3 MW

#	Player		Total		3-Ptr	Rebounds			PF	TP	A TO Blk Stl				Min
			FG-FGA	FG-FGA	FT-FTA	Off	Def	Tot							
24	Abu Kigab	f	6-8	1-2	6-6	2	1	3	2	19	1	1	2	2	24
33	Mladen Armus	f	5-7	0-0	3-4	4	5	9	4	13	3	1	2	0	27
00	Marcus Shaver Jr.	g	1-5	0-1	0-0	0	5	5	1	2	4	0	0	0	31
10	RayJ Dennis	g	3-5	2-2	2-4	0	1	1	2	10	3	4	0	0	24
21	Derrick Alston	g	8-17	3-7	4-4	0	1	1	2	23	2	3	0	0	32
22	Devonaire Doutrive		1-1	0-0	1-2	0	1	1	0	3	0	2	0	0	14
12	Max Rice		2-3	1-2	0-0	0	0	0	1	5	0	0	0	1	15
44	Emmanuel Akot		1-5	0-3	0-0	0	2	2	0	2	2	0	1	3	20
25	Lukas Milner		2-3	0-0	0-0	0	2	2	3	4	0	1	1	0	13
Team						0	1	1							
Totals			29-54	7-17	16-20	6	19	25	15	81	15	12	6	6	200
FG % 1st Half: 12-31			38.7%	2nd half: 17-23		73.9%	Game: 29-54		53.7%	Deadball Rebounds					
3FG % 1st Half: 3-11			27.3%	2nd half: 4-6		66.7%	Game: 7-17		41.2%						
FT % 1st Half: 3-4			75.0%	2nd half: 13-16		81.3%	Game: 16-20		80.0%						

FG % 1st Half: 12-31 38.7% 2nd half: 17-23 73.9% Game: 29-54 53.7%
3FG % 1st Half: 3-11 27.3% 2nd half: 4-6 66.7% Game: 7-17 41.2%
FT % 1st Half: 3-4 75.0% 2nd half: 13-16 81.3% Game: 16-20 80.0%

Officials: Eric Curry,Michael Irving,Randy McCall
Technical fouls: Utah State-None. Boise St.-None.
Attendance: 872

Score by periods	1st	2nd	Total	Points	In	Off	2nd	Fast	Bench
Utah State	37	40	77	USU	44	12	16	9	10
Boise St.	30	51	81	BOISE	38	15	5	13	14

Last FG - USU 2nd-00:03, BOISE 2nd-01:47.
Largest lead - USU by 10 1st-16:06, BOISE by 6 2nd-01:01.
USU led for 26:10. BOISE led for 06:56. Game was tied for 06:54.

GAME 23 NEVADA AT UTAH STATE FEBRUARY 28, 2021 • DEE GLEN SMITH SPECTRUM

Official Basketball Box Score -- Game Totals -- Final Statistics
Nevada vs Utah State
02/28/21 5 p.m. at Logan, Utah (Dee Glen Smith Spectrum)

Nevada 66 • 14-9, 9-7 MW

#	Player		Total		3-Ptr	Rebounds			PF	TP	A TO Blk Stl				Min
			FG-FGA	FG-FGA	FT-FTA	Off	Def	Tot			A	TO	Blk	Stl	
05	Washington,Warren	f	5-8	0-0	2-3	0	2	2	2	12	0	3	1	1	24
14	Coleman,TrA©	f	4-6	4-6	0-0	0	2	2	2	12	2	2	1	0	31
04	Cambridge,Desmond	g	4-15	1-6	4-4	1	3	4	3	13	2	3	0	2	29
20	Foster,Daniel	g	4-5	1-1	1-3	0	2	2	2	10	0	2	0	1	28
25	Sherfield,Grant	g	2-8	0-3	2-4	0	5	5	2	6	7	6	0	1	30
01	Robinson,Robby		0-0	0-0	0-0	0	0	0	0	2	0	0	0	0	4
03	Huseinovic,Alem		0-1	0-1	0-0	0	0	0	0	0	0	0	0	1	5
11	Milling,Kane		4-5	2-2	1-1	0	4	4	1	11	1	0	0	1	23
13	Courseault,Khrstion		0-0	0-0	0-0	0	0	0	0	0	1	0	0	0	3
23	Henry,DeAndre		0-0	0-0	0-0	0	0	0	1	0	0	1	0	0	4
42	Hymes,K.J.		1-3	0-0	0-0	0	3	3	4	2	0	2	1	0	19
Team						0	2	2							
Totals			24-51	8-19	10-15	1	23	24	19	66	13	19	3	7	200
FG 1st Half: 8-22			36.4%	2nd half: 16-29	55.2%	Game: 24-51			47.1%	Deadball Rebounds 1					
3FG 1st Half: 4-9			44.4%	2nd half: 4-10	40.0%	Game: 8-19			42.1%						
FT 1st Half: 3-6			50.0%	2nd half: 7-9	77.8%	Game: 10-15			66.7%						

FG % 1st Half: 8-22 36.4% 2nd half: 16-29 55.2% Game: 24-51 47.1%
3FG % 1st Half: 4-9 44.4% 2nd half: 4-10 40.0% Game: 8-19 42.1%
FT % 1st Half: 3-6 50.0% 2nd half: 7-9 77.8% Game: 10-15 66.7%

Utah State 87 • 16-7, 13-4 MW

#	Player		Total		3-Ptr	Rebounds			PF	TP	A TO Blk Stl				Min
			FG-FGA	FG-FGA	FT-FTA	Off	Def	Tot			A	TO	Blk	Stl	
10	ANDERSON, Alphonso	f	4-10	1-5	3-3	0	2	2	2	12	0	2	0	2	24
34	BEAN, Justin	f	5-10	1-3	6-6	6	7	13	3	17	4	4	0	3	27
23	QUETA, Neemias	c	9-19	0-0	8-9	6	7	13	3	26	6	0	1	1	33
22	MILLER, Brock	g	4-7	0-5	0-0	0	0	0	1	0	1	0	0	0	17
44	ANTHONY, Marco	g	0-8	0-2	3-4	1	1	2	1	11	3	0	2	0	31
03	ASHWORTH, Steven	g	2-4	0-1	5-5	0	1	1	1	9	4	0	0	0	20
11	SHULGA, Max	g	2-5	1-3	0-0	1	7	8	2	5	2	2	0	4	24
12	ZAPALA, Szymon	g	0-0	0-0	0-0	0	0	0	0	0	0	1	0	0	2
21	STASTNY, Karson	g	0-0	0-0	0-0	0	0	0	0	0	1	0	0	0	2
24	WORSTER, Rollee	g	1-3	1-3	0-0	1	2	3	4	2	0	0	1	14	
32	DORIUS, Trevin	g	1-1	0-0	0-0	0	1	1	0	2	0	2	0	0	4
05	WICKIZER, Matthew	g	0-0	0-0	0-0	0	0	0	0	0	0	0	0	0	1
52	KARWOWSKI, Kuba	g	1-1	0-0	0-0	0	0	0	0	2	0	0	0	0	1
Team							2	1	3						
Totals			29-68	4-22	25-27	17	30	47	17	87	22	12	3	11	200
FG % 1st Half: 13-34 38.2%			2nd half: 16-34 47.1%		Game: 29-68 42.6%						Deadball Rebounds 1				
3FG % 1st Half: 2-15 13.3%			2nd half: 2-7 28.6%		Game: 4-22 18.2%										
FT % 1st Half: 11-12 91.7%			2nd half: 14-15 93.3%		Game: 25-27 92.6%										

FG % 1st Half: 13-34 38.2% 2nd half: 16-34 47.1% Game: 29-68 42.6%
3FG % 1st Half: 2-15 13.3% 2nd half: 2-7 28.6% Game: 4-22 18.2%
FT % 1st Half: 11-12 91.7% 2nd half: 14-15 93.3% Game: 25-27 92.6%

Officials: Randy McCall, Eric Curry, Tony Padilla
Technical fouls: Nevada-None. Utah State-TEAM.
Attendance: 1527

Score by periods	1st	2nd	Total	Points	In	Off	2nd	Fast	Bench
Nevada	23	43	66	NEV	24	16	2	9	13
Utah State	39	48	87	USU	42	20	24	10	21

Last FG - NEV 2nd-00:15, USU 2nd-00:51.
Largest lead - NEV by 2 1st-19:21, USU by 26 2nd-07:47.
NEV led for 00:51. USU led for 38:07. Game was tied for 01:02.

GAME 22 NEVADA AT UTAH STATE FEBRUARY 26, 2021 • DEE GLEN SMITH SPECTRUM

Official Basketball Box Score -- Game Totals -- Final Statistics
Nevada vs Utah State
02/26/21 7 p.m. at Logan, Utah (Dee Glen Smith Spectrum)

Nevada 72 • 14-8, 9-6 MW

#	Player		Total		3-Ptr	Rebounds			PF	TP	A TO Blk Stl				Min	
			FG-FGA	FG-FGA	FT-FTA	Off	Def	Tot			A	TO	Blk	Stl		
05	Washington,Warren	f	0-5	0-0	4-4	1	2	3	5	4	1	0	1	3	21	
14	Coleman,TrA©	f	3-4	3-4	1-2	0	5	5	2	10	3	2	0	1	31	
04	Cambridge,Desmond	g	9-18	5-11	0-0	0	3	3	4	23	3	2	0	3	35	
20	Foster,Daniel	g	2-3	1-1	0-0	1	4	5	3	5	2	1	0	2	22	
25	Sherfield,Grant	g	4-13	3-7	0-0	0	2	2	0	11	6	6	0	1	36	
01	Robinson,Robby	g	1-2	0-0	0-0	1	0	1	2	2	1	0	0	1	11	
03	Huseinovic,Alem	g	0-0	0-0	0-0	0	0	0	0	0	0	0	0	0	0+	
11	Milling,Kane	g	0-0	0-0	2-3	0	2	2	0	2	2	0	0	0	17	
23	Henry,DeAndre	g	0-1	0-0	0-0	1	0	1	1	0	0	0	0	0	3	
42	Hymes,K.J.	g	5-12	1-3	4-5	2	2	4	5	15	0	1	1	0	24	
Team						0	2	2								
Totals			24-58	13-26	11-14	6	22	28	22	72	18	12	2	11	200	
FG % 1st Half: 9-26			34.6%	2nd half: 15-32	46.9%	Game: 24-58			41.4%	Deadball						
FT % 1st Half: 4-8			50.0%	2nd half: 9-18	50.0%	Game: 13-26			50.0%	Rebounds						
3FG % 1st Half: 3-5			60.0%	2nd half: 8-9	88.9%	Game: 11-18			78.6%							

FG % 1st Half: 9-26 34.6% 2nd half: 15-32 46.9% Game: 24-58 41.4%
3FG % 1st Half: 4-8 50.0% 2nd half: 9-18 50.0% Game: 13-26 50.0%
FT % 1st Half: 3-5 60.0% 2nd half: 8-9 88.9% Game: 11-14 78.6%

Utah State 75 • 15-7, 12-4 MW

Total State 75 x 15-7, 12-4 MW															
#	Player		Total		3-Ptr	Rebounds			PF	TP	A TO Blk Stl				Min
			FG-FGA	FG-FGA		FT-FTA	Off	Def			Total	A	TO	Blk	
10	ANDERSON, Alphonso	f	3-7	3-4	1-2	1	1	2	1	10	2	5	0	1	26
34	BEAN, Justin		7-13	3-5	2-3	3	7	10	3	19	3	4	1	3	30
23	QUETA, Neemias	c	3-9	0-0	10-14	5	12	17	1	16	2	2	3	1	36
22	MILLER, Brock	g	3-10	3-9	1-2	0	3	3	0	10	0	0	0	1	30
04	ANTHONY, Marco	g	2-4	0-0	0-0	0	0	0	2	4	8	2	1	1	36
02	BAIRSTOW, Sean		0-0	0-0	0-0	0	0	0	0	0	1	0	0	0	5
03	ASHWORTH, Steven		2-4	2-3	3-4	0	0	0	1	9	2	1	0	0	15
11	SHULGA, Max		3-4	0-0	1-2	2	2	4	1	7	2	2	0	0	18
32	DORIUS, Trevin		0-1	0-0	0-0	0	1	1	0	0	0	0	0	0	4
Team						0	1	1							
Totals			23-52	11-21	18-27	21	27	38	9	75	20	16	5	7	200
FG % 1st Half: 15-31 48.4% 2nd half: 8-21 38.1% Game: 23-52 44.2% Deadball															
3FG % 1st Half: 6-14 42.9% 2nd half: 5-7 71.4% Game: 11-21 52.4% Rebounds															
FT % 1st Half: 5-7 71.4% 2nd half: 13-20 65.0% Game: 18-27 66.7% 5															

UTAH STATE MEN'S BASKETBALL

GAME 25 UTAH STATE AT FRESNO STATE MARCH 6, 2021 • FRESNO, CALIF.

Official Basketball Box Score -- Game Totals -- Final Statistics
Utah State vs Fresno State
03/06/21 8:15 p.m. PT at Save Mart Center --- Fresno, Calif.

Utah State 57 • 18-7, 15-4 MW

#	Player	Total		3-Ptr	Rebounds		PF	TP	A	TO	Blk	Stl	Min
		FG-FGA	FG-FGA		Off	Def							
10	ANDERSON, Alphonso	f	4-9	1-4	2-4	0 4 4	3	11	1	1	0	0	28
34	BEAN, Justin	f	6-11	0-0	1-3	5 7 12	2	13	1	1	0	3	30
23	QUETA, Neemias	c	4-10	0-0	5-6	3 8 11	1	13	2	4	4	1	38
24	WORSTER, Rollee	g	3-9	2-4	1-3	0 4 4	3	9	2	2	0	1	30
44	ANTHONY, Marco	g	1-4	1-3	0-0	1 0 1	2	3	4	1	1	0	34
02	BAIRSTOW, Sean	g	1-2	0-1	0-0	0 1 1	0	2	0	0	0	0	7
03	ASHWORTH, Steven	g	2-4	2-3	0-0	0 1 1	3	6	3	2	0	2	17
11	SHULGA, Max	g	0-2	0-0	0-0	0 1 1	0	0	1	0	0	1	14
32	DORIUS, Trevin	g	0-1	0-0	0-0	0 0 0	0	0	0	0	0	0	2
Team					2	1 3							
Totals			21-52	6-15	9-16	11 27 38	14	57	14	12	5	8	200

FG % 1st Half: 6-24 25.0% 2nd half: 15-28 53.6% Game: 21-52 40.4%
3FG % 1st Half: 1-7 14.3% 2nd half: 5-8 62.5% Game: 6-15 40.0%
FT % 1st Half: 4-6 66.7% 2nd half: 5-10 50.0% Game: 9-16 56.3%

Fresno State 51 • 11-11, 9-11 MW

#	Player	Total		3-Ptr	Rebounds		PF	TP	A	TO	Blk	Stl	Min
		FG-FGA	FG-FGA		Off	Def							
10	ROBINSON, Orlando	f	4-15	2-7	2-2	3 8 11	2	12	1	3	1	0	35
03	HILL, Isaiah	g	6-11	1-3	3-3	1 7 8	2	16	5	5	1	2	36
04	BALLARD, Junior	g	3-7	2-6	0-0	0 1 1	1	8	0	0	2	2	38
13	STROUD, Deon	g	0-7	0-1	0-0	0 0 0	1	0	1	2	0	0	20
25	HOLLAND, Anthony	g	2-3	1-2	0-0	0 3 3	3	5	0	0	0	0	28
00	HARDING, Kyle	g	1-1	0-0	0-0	0 0 0	0	2	0	0	0	0	4
05	CAMPBELL, Jordan	g	1-4	1-3	0-0	1 0 1	1	3	1	0	0	0	10
11	GRAY, Christian	g	0-1	0-0	3-4	1 2 3	3	3	0	1	0	0	14
23	COLIMERIO, Leo	g	0-0	0-0	0-0	0 0 0	1	0	0	0	0	0	3
34	MEAH, Braxton	g	1-3	0-0	0-0	1 0 1	5	2	0	0	0	0	12
Team					1	3 4							
Totals			18-52	7-22	8-9	8 24 32	19	51	8	12	4	4	200

FG % 1st Half: 8-24 33.3% 2nd half: 10-28 35.7% Game: 18-52 34.6%
3FG % 1st Half: 3-10 30.0% 2nd half: 4-12 33.3% Game: 7-22 31.8%
FT % 1st Half: 8-9 88.9% 2nd half: 0-0 0.0% Game: 8-9 88.9%

Officials: David Hall, Bob Staffen, Chris Rastatter
Technical fouls: Utah State-None. Fresno State-COLIMERIO, Leo.
Attendance:
Technical foul on #23 Colimerio; 00:2 secs (Unsportsmanlike Conduct)

Score by periods							
	1st	2nd	Total				
Utah State	17	40	57				
Fresno State	27	24	51				

Last FG - USU 2nd-00:38, FS 2nd-00:30.
Largest lead - USU by 6 2nd-00:09, FS by 12 1st-04:42.
USU led for 06:40. FS led for 29:58. Game was tied for 03:22.

Score tied - 1 time.
Lead changed - 9 times.

GAME 26 VS UNLV - MW QUARTERFINALS MARCH 11, 2021 • LAS VEGAS, NEV.

Official Basketball Box Score -- Game Totals -- Final Statistics
UNLV vs Utah State
03/11/21 6:00 pm at Las Vegas, Nev.

UNLV 53 • 12-15, 8-10 MW

#	Player	Total		3-Ptr	Rebounds		PF	TP	A	TO	Blk	Stl	Min
		FG-FGA	FG-FGA		Off	Def							
30	Devin Tillis	f	3-3	0-0	0-0	2 2 4	2	6	1	0	0	0	18
34	Cheikh Mbacke Diong	f	2-6	0-0	0-0	1 1 2	4	4	0	0	0	1	18
03	Caleb Grill	g	2-7	2-6	0-0	0 2 2	1	6	0	1	0	4	35
05	David Jenkins Jr.	g	1-13	0-7	3-4	0 3 3	1	5	3	3	0	0	36
13	Bryce Hamilton	g	7-19	2-6	0-0	0 5 5	2	16	3	4	0	2	32
01	Moses Wood	g	2-3	2-2	0-2	2 1 3	1	6	0	0	2	0	26
10	Edoardo Del Cadia	g	2-5	0-0	6-7	1 4 5	3	10	0	2	1	0	19
22	Nick Blake	g	0-3	0-1	0-0	1 2 3	2	0	2	2	1	0	16
Team					1	4 5							
Totals			19-59	6-22	9-13	8 24 32	15	53	9	12	4	7	200

FG % 1st Half: 9-30 30.0% 2nd half: 10-29 34.5% Game: 19-59 32.2%
3FG % 1st Half: 1-9 11.1% 2nd half: 5-13 38.5% Game: 6-22 27.3%
FT % 1st Half: 5-6 83.3% 2nd half: 4-7 57.1% Game: 9-13 69.2%

Utah State 74 • 19-7, 15-4 MW

#	Player	Total		3-Ptr	Rebounds		PF	TP	A	TO	Blk	Stl	Min
		FG-FGA	FG-FGA		Off	Def							
34	BEAN, Justin	f	5-7	0-1	0-0	2 3 5	3	10	1	3	0	1	24
23	QUETA, Neemias	c	4-9	0-0	10-12	2 11 13	1	18	1	2	3	1	34
22	MILLER, Brock	g	3-10	2-8	0-0	0 1 1	0	8	0	0	0	0	32
24	WORSTER, Rollee	g	6-9	1-1	1-2	0 6 6	3	14	8	1	0	2	31
44	ANTHONY, Marco	g	6-12	2-3	1-1	6 7 13	1	15	5	3	1	2	36
02	BAIRSTOW, Sean	g	2-2	0-0	0-0	0 0 0	0	4	0	0	0	0	1
03	ASHWORTH, Steven	g	0-4	0-3	0-0	0 2 2	0	0	3	0	0	0	13
10	ANDERSON, Alphonso	g	2-7	1-2	0-0	0 1 1	1	5	0	0	0	0	18
11	SHULGA, Max	g	0-0	0-0	0-0	0 1 1	2	0	0	1	0	0	7
32	DORIUS, Trevin	g	0-2	0-0	0-0	0 2 2	1	0	0	0	1	0	4
Team					1	0 1							
Totals			28-62	6-18	12-15	11 34 45	12	74	18	10	5	6	200

FG % 1st Half: 9-28 32.1% 2nd half: 19-34 55.9% Game: 28-62 45.2%
3FG % 1st Half: 2-8 25.0% 2nd half: 4-10 40.0% Game: 6-22 27.3%
FT % 1st Half: 4-5 80.0% 2nd half: 8-10 80.0% Game: 12-15 80.0%

Officials: Ryan McDaniel, Deron White, Eric Curry
Technical fouls: UNLV-None. Utah State-ANTHONY, Marco.
Attendance:

Score by periods							
	1st	2nd	Total				
UNLV	24	29	53				
Utah State	24	50	74				

Last FG - UNLV 2nd-00:21, USU 2nd-00:31.
Largest lead - UNLV by 6 1st-02:25, USU by 23 2nd-01:08.
UNLV led for 14:31. USU led for 22:08. Game was tied for 03:21.

Score tied - 5 times.
Lead changed - 7 times.

GAME 27 VS COLORADO STATE - MW SEMIFINALS MARCH 12, 2021 • LAS VEGAS, NEV.

Official Basketball Box Score -- Game Totals -- Final Statistics
Colorado State vs Utah State
03/12/21 9:40 pm at Las Vegas, Nev.

Colorado State 50 • 18-6, 14-4 MW

#	Player	Total		3-Ptr	Rebounds		PF	TP	A	TO	Blk	Stl	Min
		FG-FGA	FG-FGA		Off	Def							
10	Moors,James	f	2-7	0-0	0-0	3 4 7	2	4	2	2	0	2	22
21	Roddy,David	f	3-16	0-3	6-8	3 7 10	1	12	0	1	1	3	33
31	Thistlewood,Adam	f	1-4	1-4	0-0	1 3 4	3	3	0	0	0	0	37
03	Moore,Kendle	g	1-8	0-3	0-0	1 3 4	3	2	0	2	1	1	28
04	Stevens,Isaiah	g	7-18	1-4	0-0	1 6 7	3	15	2	0	0	1	37
01	Tonje,John	g	0-3	0-2	3-4	0 2 2	0	3	0	0	2	0	14
06	Byrd,P.J.	g	0-2	0-1	2-3	1 0 1	0	2	0	0	0	0	15
11	Thomas,Dischon	g	3-9	1-2	2-3	5 1 6	4	9	0	1	0	0	11
23	Rivera,Isaiah	g	0-0	0-0	0-0	0 0 0	0	0	0	0	0	0	3
Team					2	0 2							
Totals			17-67	3-19	13-18	19 24 43	16	50	6	6	4	7	200

FG % 1st Half: 10-29 34.5% 2nd half: 7-38 18.4% Game: 17-67 25.4%
3FG % 1st Half: 1-8 12.5% 2nd half: 2-11 18.2% Game: 3-19 15.8%
FT % 1st Half: 7-9 77.8% 2nd half: 6-9 66.7% Game: 13-18 72.2%

Utah State 62 • 20-7, 15-4 MW

#	Player	Total		3-Ptr	Rebounds		PF	TP	A	TO	Blk	Stl	Min
		FG-FGA	FG-FGA		Off	Def							
34	BEAN, Justin	f	4-7	0-0	5-6	4 7 11	2	13	1	0	2	1	28
23	QUETA, Neemias	c	6-14	0-0	6-6	5 9 14	3	18	0	2	9	0	38
22	MILLER, Brock	g	4-12	3-11	0-0	0 1 1	2	11	2	1	0	2	38
24	WORSTER, Rollee	g	2-7	1-3	0-1	0 7 7	2	5	4	5	0	0	31
44	ANTHONY, Marco	g	3-9	1-4	0-1	3 2 5	0	7	1	0	0	0	39
03	ASHWORTH, Steven	g	0-3	0-3	0-0	0 2 2	1	0	4	0	0	0	10
10	ANDERSON, Alphonso	g	3-9	2-4	0-0	2 3 5	3	8	0	2	0	1	13
11	SHULGA, Max	g	0-0	0-0	0-0	0 0 0	1	0	0	0	0	0	3
Team					3	2 5							
Totals			22-61	7-25	11-14	17 33 50	14	62	16	12	11	4	200

FG % 1st Half: 13-35 37.1% 2nd half: 9-26 34.6% Game: 22-61 36.1%
3FG % 1st Half: 3-14 21.4% 2nd half: 4-11 36.4% Game: 7-25 28.0%
FT % 1st Half: 3-3 100.0% 2nd half: 8-11 72.7% Game: 11-14 78.6%

Officials: Bob Staffen,Michael Irving,David Hall
Technical fouls: Colorado State-None. Utah State-None.
Attendance:

Score by periods

UTAH STATE MEN'S BASKETBALL

NUMERICAL ROSTER

No.	Name	Ht.	Wt.	Pos.	Yr.	Hometown / Previous School
2	Sean Bairstow	6-8	190	G	So.	Brisbane, Australia / Churchie
3	Steven Ashworth	6-1	170	G	Fr.	Alpine, Utah / Lone Peak HS
10	Alphonso Anderson	6-6	220	F	Sr.	Tacoma, Wash. / Garfield HS / North Idaho College
11	Max Shulga	6-4	197	G	Fr.	Kiev, Ukraine / Basketball School of Excellence (Torrelodones, Spain)
12	Szymon Zapala	6-11	240	C	Fr.	Zabrze, Poland / SMS PZkosz Wladyslawowo
13	Liam McChesney	6-10	185	F	R-Fr.	Prince Rupert, Canada / Charles Hays Secondary School
21	Karson Stastny	6-4	175	G	Fr.	Celina, Texas / Celina HS
22	Brock Miller	6-5	200	G	Jr.	Sandy, Utah / Brighton HS
23	Neemias Queta	7-0	245	C	Jr.	Barreiro, Portugal / Benfica SL B
24	Rollie Worster	6-3	200	G	Fr.	Missoula, Mont. / Hellgate HS
32	Trevin Dorius	7-0	240	C	So.	Heber City, Utah / Wasatch HS
34	Justin Bean	6-7	210	F	Jr.	Moore, Okla. / Southmoore HS
35	Matthew Wickizer	6-9	210	F	Fr.	North Salt Lake City, Utah / Kearns HS
44	Marco Anthony	6-5	225	G	R-Jr.	San Antonio, Texas / Holmes HS / Virginia
52	Kuba Karwowski	7-2	220	C	Sr.	Warsaw, Poland / North Platte CC

Head Coach: Craig Smith

Assistant Coaches: Eric Peterson, Austin Hansen, David Ragland

Director of Basketball Operations: Steve Grabowski

Director of Player Development: Curran Walsh

Special Assistant to the Head Coach: Justin Johnson

Director of Olympic Strength & Conditioning: Logan Ogden

Athletic Trainer: Jon Garcia

PRONUNCIATIONS


#2 Sean Bairstow	BARE stoe
#11 Max Shulga	Shool ga
#12 Szymon Zapala	SHE mon Za PAH la
#23 Neemias Queta	Nuh mee ush Kay tah
#24 Rollie Worster	RAHL E Wooster
#52 Kuba Karwowski	Kooba Kar vov skee







HELP WITH HOMETOWNS

(#12) Zabrze	Zah bor zjuh
(#23) Barreiro	Buh ray roo (flip the r's)



UTAH STATE RADIO/TV ROSTER

						
2	3	10	11	12	13	21
SEAN BAIRSTOW 6-8 • 190 • G • SO BRISBANE, AUSTRALIA	STEVEN ASHWORTH 6-1 • 170 • G • FR ALPINE, UTAH	ALPHONSO ANDERSON 6-6 • 220 • F • SR TACOMA, WASH.	MAX SHULGA 6-4 • 197 • G • FR. KIEV, UKRAINE	SZYMON ZAPALA 6-11 • 240 • C • FR. ZABRZE, POLAND	LIAM MCCHESENEY 6-10 • 185 • F • R-FR PRINCE RUPERT, CANADA	KARSON STASTNY 6-4 • 175 • G • FR. CELINA, TEXAS

					
22	23	24	32	34	35
BROCK MILLER 6-5 • 200 • G • JR SANDY, UTAH	NEEMIAS QUETA 7-0 • 245 • C • JR BARREIRO, PORTUGAL	ROLLIE WORSTER 6-3 • 200 • G • FR MISSOULA, MONT.	TREVIN DORIUS 7-0 • 240 • C • SO HEBER CITY, UTAH	JUSTIN BEAN 6-7 • 210 • F • JR MOORE, OKLA.	MATTHEW WICKIZER 6-9 • 210 • F • FR NORTH SALT LAKE CITY, UTAH

					
44	52	HC	AC	AC	AC
MARCO ANTHONY 6-5 • 225 • G • R-JR SAN ANTONIO, TEXAS	KUBA KARWOWSKI 7-2 • 220 • C • JR WARSAW, POLAND	CRAIG SMITH HEAD COACH THIRD YEAR	AUSTIN HANSEN ASSISTANT COACH THIRD YEAR	ERIC PETERSON ASSISTANT COACH THIRD YEAR	DAVID RAGLAND ASSISTANT COACH THIRD YEAR