



UTAH STATE FOOTBALL

12 Conference Championships • 14 Bowl Games • 13 NFL Draft Picks Since 2011 • 82 All-Mountain West Selections (2013-19)

/// 2020 SCHEDULE / RESULTS ///

| DATE | OPPONENT | TV | TIME/RESULT |
|------|-------------------------|--------------|-----------------|
| O 24 | at Boise State* | FS1 | L, 13-42 |
| O 31 | SAN DIEGO STATE* | CBSSN | L, 7-38 |
| N 5 | at Nevada* | FS1 | L, 9-34 |
| N 14 | FRESNO STATE* | FS2 | 12:30 pm |
| N 19 | at Wyoming* | CBSSN | 7 pm |
| N 26 | NEW MEXICO* | FS1 | TBA |
| D 3 | AIR FORCE* | CBSSN | 7:30 pm |
| D 12 | at Colorado State* | CBSSN | 7:30 pm |
| D 19 | MW Championship | Fox / FS1 | TBA |

* Mountain West Game

All times Mountain. Home games in **BOLD CAPS**.

/// GAME 4 INFORMATION ///

TV: FOX SPORTS 2

- **Play-by-Play** Kevin Fitzgerald
- **Analyst** Evan Moore
- **Xfinity (Utah)** Ch. 264/HD722
- **DirecTV** Ch. 618
- **DISH** Ch. 149

RADIO: AGGIE SPORTS NETWORK

- **Play-by-Play** Scott Garrard
- **Analyst** Kevin White
- **Online** 1280thezone.com / Tunein.com

SOCIAL MEDIA: #AGGIESALLTHEWAY

- **Twitter/Instagram** @USUFootball
- **Facebook** USUFootball
- **YouTube** UtahStateFootball
- **Live Stats** UtahState.Statbroadcast.com

/// AGGIE RADIO NETWORK ///

• Every Utah State football game can be heard live on the Aggie Radio Network. **Scott Garrard** serves as the play-by-play announcer, while former USU quarterback **Kevin White** (1988-89) will provide color analysis. Games can also be heard on the Internet (www.UtahStateAggies.com) by clicking on the 'Listen Live' link, as well as on the TuneIn App.

- Salt Lake City KZNS (1280 AM/97.5 FM)
- Logan KBLU-LP (92.3 FM)
- Green River KRPX (102.7 FM)
- Moab KRPX (100.3 FM)
- Montpelier KVSJ (1450 AM/101.7 FM)
- Orangeville KRPX (95.9 FM)
- Price KRPX (95.3 FM)



AGGIES HOST MOUNTAIN WEST-FOE FRESNO STATE IN HOMECOMING GAME

Game will be televised live on Fox Sports 2 on Saturday at 12:30 p.m.



Utah State's defense posted season-highs with 4.0 sacks and 10.0 tackles for loss in its 34-9 Mountain West road loss at Nevada last weekend. Sophomore ILB **AJ Vongphachanh** (98) led USU with a career-high 17 tackles, which included 1.0 sacks, that resulted in a safety.

/// THE MATCHUP ///

FRESNO STATE (2-1, 2-1 MW) vs. UTAH STATE (0-3, 0-3 MW)

Saturday, Nov. 14, 2020 • 12:30 p.m. (MT) • Logan, Utah • Maverik Stadium (25,100)

FRESNO STATE BULLDOGS

2020 Record: 2-1, 2-1 Mountain West

Last Game: Nov. 7, 2020

• W, 40-27 at UNLV

Head Coach: Kalen DeBoer

• **School Record:** 2-1 (1st year)

• **Career Record:** 2-1 (1st year)

• **Mountain West Record:** 2-1 (1st year)

• **vs. Utah State:** 0-0

Statistical Leaders

• **Pass:** Jake Haener (54-86, 764, 5 TD, 3 INT)

• **Rush:** Ronnie Rivers (60-307, 6 TD)

• **Rec.:** Keric Wheatfall (13-225)

• **Def.:** Bralyn Lux (23 TKL, 1.0 TFL, 1 FF)



UTAH STATE AGGIES

2020 Record: 0-3, 0-3 Mountain West

Last Game: Nov. 5, 2020

• L, 9-34 at Nevada

Interim Head Coach: Frank Maile

• **School Record:** 1-0 (2nd year)

• **Career Record:** 1-0 (2nd year)

• **Mountain West Record:** 0-0 (1st year)

• **vs. Fresno State:** 0-0

Statistical Leaders

• **Pass:** Jason Shelley (42-75, 276, 2 TD, 2 INT)

• **Rush:** Jaylen Warren (30-116, 2 TD)

• **Rec.:** Deven Thompkins (17-122, 1 TD)

• **Def.:** Shaq Bond (23 TKL, 3.0 TFL, 2 PBU)



/// KICKOFF COVERAGE ///

• Utah State's **Frank Maile** has been named the Aggies interim head coach after USU Vice President and Director of Athletics **John Hartwell** announced the head coaching change on Saturday, Nov. 7. Maile, who is in his 10th year at USU and 12th year as a collegiate coach, also served as the Aggies interim head coach in the 2018 New Mexico Bowl as USU posted a 52-13 win against North Texas. Maile was a four-year letterwinner along the defensive line for the Aggies from 2004-07.

• Utah State is 36-23 (.610) all-time in the Mountain West, including a 20-9 (.690) home record, and has won 47 of its last 70 (.671) league games dating back to 2011. In fact, USU is 15-7 (.682) in its last 22 MW games and 18-11 (.621) in its last 29 games against all opponents.

• Utah State is 8-2 in its last 10 Mountain West home games and is 39-12 (.765) in its last 51 home games overall. All-time, Utah State is 151-108 (.583) in Maverik Stadium.

• Utah State is 18-6 (.750) against teams from the West Division of the Mountain West, which is the second-best record by any school in the league behind Boise State (20-5). Overall, USU has won nine of its last 11 games against MW West Division opponents, including a 3-1 record against Fresno State.

• Utah State (36-24) has the third-best record against Mountain West opponents (including championship games) since USU joined the league in 2013. Boise State (51-11) has the best record in the league during that time, while San Diego State (45-16) has the second-best record and Fresno State (34-29) has the fourth-best record.

• Dating back to the 2017 season, Utah State is 10-5 following a loss, including a 1-0 record under Maile.

• Utah State is the 13th-youngest team in the nation as 65.4 percent of its roster is made up of freshmen and sophomores. Overall, USU has 45 freshmen and 23 sophomores on its 2020 roster, to go along with 11 juniors and 25 seniors.



@USUFOOTBALL ///



@USUFOOTBALL ///



@USUFOOTBALL ///



UTAHSTATEAGGIES.COM



| ALPHABETICAL | | | NUMERICAL | | | | | | | | | |
|--------------|-------------------------------|------|-----------|------------------------------|------|------|-----|-----|------|---|--|--|
| No. | Name | Pos. | No. | Name | Pos. | Ht. | Wt. | Cl. | Exp. | Hometown (High School/Last School) | | |
| 58 | Ali'ifua, Demytrick | OL | 2 | John Gentry | RB | 5-10 | 195 | Fr. | HS | Houston, Texas (North Shore HS) | | |
| 69 | Alo, Falepule | OL | 3 | Josh Calvin | QB | 6-2 | 205 | Fr. | RS | Bellflower, Calif. (Mayfair HS) | | |
| 22 | Anyanwu, Michael | CB | 3 | Troy Lefeged Jr. | S | 5-11 | 195 | Sr. | 1L | Montgomery Village, Md. (Avalon HS/Fullerton JC) | | |
| 45 | Bannerman, Jaylin | DL | 4 | Shaq Bond | S | 5-10 | 190 | Sr. | 2L | Decatur, Ill. (MacArthur HS/Southwestern JC) | | |
| 40 | Bartolic, Christopher | P | 5 | Cash Gilliam | ILB | 5-11 | 215 | Sr. | 1L | Dayton, Ohio (Wayne HS/Arizona Western JC) | | |
| 64 | Bloomfield, Heneli | OL | 5 | Cooper Legas | QB | 6-2 | 205 | Fr. | RS | Orem, Utah (Orem HS) | | |
| 4 | Bond, Shaq | S | 6 | Cam Lampkin | CB | 5-9 | 170 | So. | 1L | Mesquite, Texas (Poteet HS) | | |
| 75 | Bowcut, Josh | DL | 6 | Andrew Peasley | QB | 6-2 | 205 | So. | SQ | La Grande, Ore. (La Grande HS) | | |
| 60 | Bowles, Wyatt | OL | 7 | Devonta'e Henry-Cole | RB | 5-11 | 195 | Gr. | TR | Boca Raton, Fla. (St. Thomas Aquinas HS/Utah) | | |
| 55 | Bredsguard, Aaron | DL | 7 | Xavion Steele | CB | 5-9 | 175 | Jr. | JC | Hemet, Calif. (Orange Lutheran HS/Fullerton JC) | | |
| 3 | Calvin, Josh | QB | 8 | Mata Hola | OLB | 6-3 | 230 | Fr. | HS | Sandy, Utah (Alta HS) | | |
| 12 | Carter, Ajani | S | 9 | Keegan Duncan | ILB | 6-3 | 230 | Fr. | RS | Declo, Idaho (Declo HS/Boise State) | | |
| 80 | Carter, Sean | WR | 10 | Justin McGriff | WR | 6-6 | 220 | So. | JC | Tampa, Fla. (Jefferson HS/ASA College of Miami) | | |
| 59 | Coles, Connor | PK | 11 | Savon Scarver | WR | 5-11 | 180 | Sr. | 3L | Las Vegas, Nev. (Centennial HS) | | |
| 17 | Compton, Taylor | WR | 12 | Ajani Carter | S | 6-0 | 185 | So. | 1L | Houston, Texas (North Shore HS) | | |
| 31 | Davis, Payton | ILB | 13 | Breaker Mendenhall | S | 6-3 | 185 | Fr. | HS | Crozet, Va. (Western Albemarle HS) | | |
| 74 | Dolphin, Chandler | OL | 13 | Deven Thompkins | WR | 5-7 | 160 | Jr. | 2L | Fort Myers, Fla. (Dunbar HS) | | |
| 43 | Drews, Jack | TE | 14 | Zahodri Jackson | CB | 5-10 | 185 | Jr. | 2L | Sarasota, Fla. (Riverview HS) | | |
| 9 | Duncan, Keegan | ILB | 14 | Garrett Larson | QB | 6-4 | 200 | Fr. | HS | Kaysville, Utah (Davis HS) | | |
| 72 | Edwards, Alfred | OL | 15 | Jason Shelley | QB | 5-11 | 190 | Jr. | TR | Frisco, Texas (Lone Star HS/Utah) | | |
| 90 | Fata, Ritisoni | DL | 15 | Simon Thompson | ILB | 6-1 | 205 | Fr. | RS | Salem, Ore. (West Salem HS) | | |
| 32 | Fehoko, Jeremy | OLB | 16 | Jordan Nathan | WR | 5-8 | 180 | Sr. | 3L | Monrovia, Calif. (Monrovia HS) | | |
| 49 | Garcia, Jacob | LS | 17 | Taylor Compton | WR | 5-8 | 175 | Sr. | 2L | Logan, Utah (Logan HS) | | |
| 2 | Gentry, John | RB | 17 | Luke Marion | S | 6-0 | 185 | Fr. | HS | Tualatin, Ore. (Tualatin HS) | | |
| 5 | Gilliam, Cash | ILB | 18 | Derek Wright | WR | 6-1 | 190 | Sr. | 1L | Sterling, Utah (Manti HS/Snow College) | | |
| 21 | Grayson, Andre | CB | 19 | Kyle Van Leeuwen | WR | 5-8 | 180 | Fr. | RS | Provo, Utah (Timpview HS) | | |
| 25 | Green, Jarrod | CB | 20 | Keith Harris | S | 5-10 | 175 | Fr. | RS | Lawndale, Calif. (Leuzinger HS) | | |
| 27 | Hadnot, Quinton | WR | 20 | Jaylen Warren | RB | 5-8 | 215 | Sr. | 1L | Salt Lake City, Utah (East HS/Snow College) | | |
| 48 | Hala'ufia-Martinez, Johnathan | ILB | 21 | Andre Grayson | CB | 5-8 | 175 | Jr. | 2L | Rancho Cucamonga, Calif. (Etiwanda HS) | | |
| 84 | Haltom, Nels | PK | 22 | Michael Anyanwu | CB | 5-9 | 170 | So. | 1L | Covina, Calif. (Charter Oak HS) | | |
| 91 | Hansen, James | DL | 23 | Dominic Tatum | S | 6-2 | 180 | So. | 1L | Culver City, Calif. (Culver City HS) | | |
| 82 | Harker, Romney | PK | 25 | Jarrod Green | CB | 5-11 | 175 | Jr. | 2L | Elk Grove, Calif. (Cosumnes Oaks HS) | | |
| 20 | Harris, Keith | S | 26 | Jakob Robinson | CB | 5-10 | 165 | Fr. | HS | Orem, Utah (Orem HS) | | |
| 42 | Heninger, Nick | OLB | 27 | Quinton Hadnot | WR | 5-11 | 180 | Fr. | HS | San Marcos, Calif. (Mission Hills HS) | | |
| 7 | Henry-Cole, Devonta'e | RB | 28 | Oakley Hussey | RB | 6-1 | 200 | Fr. | RS | Idaho Falls, Idaho (Hillcrest HS) | | |
| 70 | Hill, Hunter | OL | 29 | Pailate Makakona | RB | 5-10 | 215 | So. | RS | West Valley City, Utah (Hunter HS/Colorado Mesa) | | |
| 61 | Hill, Sage | OL | 29 | Crew Wakley | S | 6-2 | 200 | Fr. | HS | Sandy, Utah (Jordan HS) | | |
| 62 | Hogan, Sam | PK | 30 | Patrick Maddox | S | 5-10 | 205 | So. | RS | Portland, Ore. (Westview HS/Linfield College) | | |
| 8 | Hola, Mata | OLB | 31 | Payton Davis | ILB | 5-11 | 205 | Fr. | RS | Bend, Ore. (Bend HS) | | |
| 28 | Hussey, Oakley | RB | 31 | Cooper Jones | RB | 5-6 | 170 | So. | TR | Elko, Nev. (Elko HS/Butte CC) | | |
| 14 | Jackson, Zahodri | CB | 32 | Jeremy Fehoko | OLB | 6-2 | 220 | Fr. | HS | Salt Lake City, Utah (Brighton HS) | | |
| 31 | Jones, Cooper | RB | 32 | Bryan Lumsden | RB | 5-9 | 195 | Jr. | TR | Clermont, Fla. (East Ridge HS/U. of Mary) | | |
| 77 | Koch, Andy | OL | 33 | Kevin Meitzenheimer | ILB | 6-0 | 235 | Sr. | 3L | Moreno Valley, Calif. (Moreno Valley HS) | | |
| 63 | Kotsanlee, Stephen | P | 34 | Elelyon Noa | RB | 5-9 | 200 | Fr. | HS | La Mesa, Calif. (Helix HS) | | |
| 6 | Lampkin, Cam | CB | 36 | Jared Reed | S | 6-0 | 190 | Jr. | RS | Portland, Ore. (Central Catholic HS/Portland State) | | |
| 87 | Lane, Broc | TE | 38 | Wyatt Marx | RB | 6-2 | 215 | Fr. | HS | South Jordan, Utah (Bingham HS) | | |
| 14 | Larson, Garrett | QB | 38 | Eric Munoz | ILB | 6-0 | 225 | Sr. | 1L | Belvidere, Ill. (Belvidere HS/San Diego Mesa CC) | | |
| 3 | Lefeged Jr., Troy | S | 39 | Jaden Smith | CB | 5-9 | 175 | So. | TR | Richmond, Texas (Foster HS/Incarnate Word) | | |
| 5 | Legas, Cooper | QB | 40 | Christopher Bartolic | P | 6-0 | 200 | Sr. | 1L | Newport Beach, Calif. (Corona del Mar HS/Orange Coast CC) | | |
| 32 | Lumsden, Bryan | RB | 41 | Elijah Shelton | OLB | 6-1 | 230 | So. | 1L | Salt Lake City, Utah (Highland HS) | | |
| 30 | Maddox, Patrick | S | 42 | Nick Heninger | OLB | 6-2 | 230 | Gr. | 1L | South Jordan, Utah (Bingham HS/Utah) | | |
| 53 | Maile, Kina | ILB | 43 | Jack Drews | TE | 6-3 | 235 | Fr. | RS | Ramona, Calif. (Ramona HS) | | |
| 29 | Makakona, Pailate | RB | 44 | Brandon Pada | LS | 5-10 | 200 | Sr. | 2L | Glendale, Ariz. (Mountain Ridge HS) | | |
| 85 | Manu, Mosese | TE | 44 | Izzy Vaifo'ou | OLB | 6-3 | 230 | Fr. | HS | Salt Lake City, Utah (Highland HS) | | |
| 17 | Marion, Luke | S | 45 | Jaylin Bannerman | DL | 6-5 | 240 | Sr. | 1L | Pickerington, Ohio (Pickerington Central HS/Arizona Western JC) | | |
| 38 | Marx, Wyatt | RB | 46 | Addison Trupp | DL | 6-2 | 245 | Fr. | RS | Salt Lake City, Utah (East HS) | | |
| 10 | McGriff, Justin | WR | 47 | Kaleo Neves | OLB | 6-0 | 195 | Fr. | RS | Provo, Utah (Timpview HS) | | |
| 79 | Meacham, Wade | OL | 48 | Johnathan Hala'ufia-Martinez | ILB | 6-2 | 220 | Fr. | HS | Gibson, Fla. (East Bay HS) | | |
| 33 | Meitzenheimer, Kevin | ILB | 49 | Jacob Garcia | LS | 6-1 | 235 | Fr. | HS | Anaheim, Calif. (Servite HS) | | |
| 13 | Mendenhall, Breaker | S | 50 | Jesse Vasquez | LS | 5-11 | 205 | Fr. | RS | Thousand Oaks, Calif. (Oaks Christian School) | | |
| 95 | Moore, Marcus | DL | 51 | Justus Te'i | DL | 6-3 | 260 | Sr. | 3L | Oceanside, Calif. (Mission Hills HS) | | |
| 86 | Mortenson, Bryce | TE | 52 | Jaymason Willingham | ILB | 6-1 | 225 | Fr. | RS | Steilacoom, Wash. (Steilacoom HS) | | |
| 56 | Motes, Cole | OL | 53 | Kina Maile | ILB | 6-1 | 230 | Fr. | HS | Salt Lake City, Utah (East HS) | | |
| 92 | Motu'apuaka, Hale | DL | 54 | Dean Rice | DL | 6-2 | 295 | Fr. | RS | Yuba City, Calif. (River Valley HS) | | |
| 38 | Munoz, Eric | ILB | 55 | Aaron Bredsguard | DL | 6-3 | 275 | Fr. | RS | Bountiful, Utah (Viewmont HS) | | |
| 16 | Nathan, Jordan | WR | 56 | Cole Motes | OL | 6-6 | 275 | Fr. | HS | Thatcher, Ariz. (Thatcher HS) | | |
| 47 | Neves, Kaleo | OLB | 58 | Demytrick Ali'ifua | OL | 6-3 | 315 | Sr. | 3L | Hayward, Calif. (San Leandro HS) | | |
| 34 | Noa, Elelyon | RB | 59 | Connor Coles | PK | 6-0 | 195 | Jr. | SQ | Bozeman, Mont. (Bozeman HS) | | |
| 76 | Owens, Jackson | OL | 60 | Wyatt Bowles | OL | 6-4 | 290 | So. | SQ | West Point, Utah (Syracuse HS) | | |
| 44 | Pada, Brandon | LS | 61 | Sage Hill | OL | 6-5 | 275 | Fr. | TR | Clam Gulch, Alaska (Soldotna HS/ Dixie State) | | |



NUMERICAL

| No. | Name | Pos. | Ht. | Wt. | Cl. | Exp. | Hometown (High School/Last School) |
|-----|-------------------|------|------|-----|-----|------|--|
| 62 | Sam Hogan | PK | 5-11 | 170 | Fr. | TR | Hudson Falls, N.Y. (Glens Falls HS/Cornell) |
| 63 | Stephen Kotsanlee | P | 6-1 | 205 | Fr. | HS | Melbourne, Australia (Box Hill HS) |
| 63 | Kenny Taufouu | OL | 6-4 | 270 | Fr. | RS | Meridian, Idaho (Meridian HS) |
| 64 | Heneli Bloomfield | OL | 6-3 | 300 | So. | 1L | Sandy, Utah (Jordan HS) |
| 65 | Karter Shaw | OL | 6-4 | 305 | So. | 1L | South Jordan, Utah (Herriman HS) |
| 68 | Logan Wood | OL | 6-1 | 290 | Fr. | RS | Grand Junction, Colo. (Fruita Monument HS) |
| 69 | Falepule Alo | OL | 6-3 | 335 | Fr. | HS | Salt Lake City, Utah (West HS) |
| 70 | Hunter Hill | OL | 6-5 | 285 | Fr. | RS | Orem, Utah (Orem HS) |
| 72 | Alfred Edwards | OL | 6-7 | 315 | Jr. | 2L | Redlands, Calif. (Redlands Senior HS) |
| 74 | Chandler Dolphin | OL | 6-3 | 300 | Jr. | 1L | Sandy, Utah (Alta HS) |
| 75 | Josh Bowcut | DL | 6-4 | 315 | Fr. | RS | Sherwood, Ore. (Sherwood HS) |
| 76 | Jackson Owens | OL | 6-5 | 315 | Fr. | RS | Sandy, Utah (East HS) |
| 77 | Andy Koch | OL | 6-6 | 295 | So. | 1L | Eastvale, Calif. (Eleanor Roosevelt HS) |
| 78 | Jacob South | OL | 6-5 | 295 | So. | 1L | Anacortes, Wash. (Anacortes HS) |
| 79 | Wade Meacham | OL | 6-6 | 310 | So. | SQ | Layton, Utah (Layton HS) |
| 80 | Sean Carter | WR | 6-2 | 190 | Sr. | 1L | Westlake Village, Calif. (Westlake HS/Fullerton JC) |
| 80 | London Rockwood | WR | 5-9 | 175 | Fr. | HS | Sandy, Utah (Alta HS) |
| 81 | Tim Patrick Jr. | WR | 6-0 | 185 | So. | 1L | San Diego, Calif. (Morse HS) |
| 82 | Romney Harker | PK | 5-11 | 200 | Sr. | HS | Syracuse, Utah (Syracuse HS) |
| 83 | Joey Rouly | PK | 6-0 | 180 | Fr. | HS | Anaheim, Calif. (Canyon HS) |
| 83 | Josh Sterzer | TE | 6-3 | 225 | Fr. | HS | Salt Lake City, Utah (Taylorsville HS) |
| 84 | Nels Haltom | PK | 5-10 | 215 | Sr. | TR | Salt Lake City, Utah (Bountiful HS/Utah) |
| 85 | Mosese Manu | TE | 6-3 | 255 | Sr. | SQ | West Bountiful, Utah (Bountiful HS/Mt. San Antonio JC) |
| 86 | Bryce Mortenson | TE | 6-6 | 240 | So. | SQ | Smithfield, Utah (Sky View HS) |
| 87 | Broc Lane | TE | 6-5 | 230 | Fr. | HS | Gilbert, Ariz. (Perry HS) |
| 88 | Carson Terrell | TE | 6-5 | 240 | Sr. | 3L | Lehi, Utah (Lehi HS) |
| 88 | Garrett Walchli | WR | 5-9 | 170 | Fr. | HS | Hermiston, Ore. (Hermiston HS) |
| 90 | Ritisoni Fata | DL | 6-1 | 285 | Sr. | 3L | Redlands, Calif. (East Valley HS) |
| 91 | James Hansen | DL | 6-4 | 280 | So. | JC | Fontana, Calif. (Kaiser HS/Riverside CC) |
| 92 | Hale Motu'apuaka | DL | 6-2 | 275 | So. | 1L | Honolulu, Hawaii (Punahou HS) |
| 95 | Marcus Moore | DL | 6-3 | 280 | Gr. | TR | Pasadena, Calif. (Crespi HS/UCLA) |
| 96 | Poukesi Vakauta | DL | 6-1 | 280 | Fr. | HS | Euless, Texas (Trinity HS) |
| 97 | Jake Pitcher | DL | 6-3 | 250 | Sr. | 1L | Smithfield, Utah (Sky View HS) |
| 98 | AJ Vongphachanh | ILB | 6-3 | 230 | So. | 1L | Pasco, Wash. (Chiawana HS) |

ALPHABETICAL

| No. | Name | Pos |
|-----|----------------------|-----|
| 81 | Patrick Jr., Tim | WR |
| 6 | Peasley, Andrew | QB |
| 97 | Pitcher, Jake | DL |
| 36 | Reed, Jared | S |
| 54 | Rice, Dean | DL |
| 26 | Robinson, Jakob | CB |
| 80 | Rockwood, London | WR |
| 83 | Rouly, Joey | PK |
| 11 | Scarver, Savon | WR |
| 65 | Shaw, Karter | OL |
| 15 | Shelley, Jason | QB |
| 41 | Shelton, Elijah | OLB |
| 39 | Smith, Jaden | CB |
| 78 | South, Jacob | OL |
| 7 | Steele, Xavion | CB |
| 83 | Sterzer, Josh | TE |
| 23 | Tatum, Dominic | S |
| 63 | Taufouu, Kenny | OL |
| 51 | Te'i, Justus | DL |
| 88 | Terrell, Carson | TE |
| 13 | Thompkins, Deven | WR |
| 15 | Thompson, Simon | ILB |
| 46 | Trupp, Addison | DL |
| 44 | Vaifo'ou, Izzy | OLB |
| 96 | Vakauta, Poukesi | DL |
| 19 | Van Leeuwen, Kyle | WR |
| 50 | Vasquez, Jesse | LS |
| 98 | Vongphachanh, AJ | ILB |
| 29 | Wakley, Crew | S |
| 88 | Walchli, Garrett | WR |
| 20 | Warren, Jaylen | RB |
| 52 | Willingham, Jaymason | ILB |
| 68 | Wood, Logan | OL |
| 18 | Wright, Derek | WR |

/// COACHING STAFF ///

Interim Head Coach/Co-Defensive Coordinator (Defensive Line): Frank Maile (Utah State, 2007), 10th Year Overall; **Co-Defensive Coordinator (Secondary):** Stacy Collins (Western Oregon, 1998), Fifth Year; **Offensive Coordinator (Quarterbacks):** Bodie Reeder (Eastern Illinois, 2010), First Year; **Special Teams Coordinator (Tight Ends):** Roc Bellantoni (Iona, 1993), First Year; **Passing Game Coordinator (Wide Receivers):** Jason Phillips (Houston, 2001), Second Year; **Assistant Coach (Inside Linebackers):** Justin Ena (BYU, 2001), Second Year; **Assistant Coach (Outside Linebackers):** Bojay Filimoeatu (Utah State, 2012), Second Year; **Assistant Coach (Secondary):** Mark Orphey (Texas Southern, 2010), Second Year; **Assistant Coach (Running Backs):** Dave Schramm (San Diego State, 1988), First Year; **Assistant Coach (Offensive Line):** TJ Woods (Azusa Pacific, 2002), Sixth Year Overall; **Offensive Analyst:** Mike Favero (Utah State, 1992), Second Year; **Assistant Athletics Director for Football Operations:** Zach Nyborg (BYU, 2011), Sixth Year Overall; **Director of Strength & Conditioning for Football:** Jordan Hicks (Georgetown (Ky.), 2005), Second Year; **Assistant Strength & Conditioning Coach:** Connor Gorny (Ball State, 2016), Second Year; **Assistant Strength & Conditioning Coach:** Dalton Elliott (Sioux Falls, 2018), First Year; **Strength & Conditioning Graduate Assistant:** Al Lapuaho (Utah State, 2012), First Year; **Director of Player Personnel:** Keegan Andersen (Utah State, 2013), Second Year; **Assistant Director of Player Personnel:** Trevor McFalls (Southern Utah, 2015), Second Year; **Assistant Director of Recruiting:** Trevor Mann (Utah State, 2016), Second Year; **Offensive Graduate Assistant:** Austin Stephens (Utah State, 2015), Second Year; **Offensive Graduate Assistant:** DJ Tialavea (Utah State, 2013), First Year; **Offensive Administrative Assistant:** JT May (Arizona, 2012), First Year; **Defensive Graduate Assistant:** Jumanne Robertson (Utah State, 2012), First Year; **Defensive Administrative Assistant:** Jake Pollock (Wisconsin-Stout, 2016), First Year; **Special Teams Administrative Assistant:** Tim Burmeister (Wisconsin-Stevens Point, 2015), First Year; **Associate Athletics Director for Sports Medicine:** Mike Williams (Utah State, 1996), 22nd Year; **Assistant Athletics Director for Video Operations:** Bill Garren (Idaho State, 2002), 15th Year.

**Frank Maile**

Interim Head Coach/
Co-Defensive Coordinator/
DL
(Field)

**Stacy Collins**

Co-Defensive Coordinator/
Secondary
(Press Box)

**Bodie Reeder**

Offensive Coordinator/
QB
(Field)

**Roc Bellantoni**

Special Teams Coordinator/
Linebackers
(Field)

**Jason Phillips**

Passing Game Coordinator/
WR
(Field)

**Justin Ena**

Inside Linebackers
(Field)

**Bojay Filimoeatu**

Outside Linebackers
(Press Box)

**Mark Orphey**

Secondary
(Field)

**Dave Schramm**

Running Backs
(Field)

**TJ Woods**

Offensive Line
(Field)





2020 UTAH STATE DEPTH CHART

/// OFFENSE ///

| | | |
|-------------|-----------|---|
| X-WR | 16 | Jordan Nathan (5-8, 180, Sr., 3L) |
| | 11 | Savon Scarver (5-11, 180, Sr., 3L) |
| H-WR | 13 | Deven Thompson (5-7, 160, Jr., 2L) |
| | 17 | Taylor Compton (5-8, 175, Sr., 2L) |
| LT | 72 | Alfred Edwards (6-7, 315, Jr., 2L) |
| | 79 | Wade Meacham (6-6, 310, So., SQ) |
| LG | 77 | Andy Koch (6-6, 295, So., 1L) |
| | 58 | Demytrick Ali'ifua (6-3, 315, Sr., 3L) |
| C | 58 | Demytrick Ali'ifua (6-3, 315, Sr., 3L) |
| | 69 | Falepule Alo (6-3, 335, Fr., HS) |
| | 74 | Chandler Dolphin (6-3, 300, Jr., 1L) |
| RG | 65 | Karter Shaw (6-4, 305, So., 1L) |
| | 79 | Wade Meacham (6-6, 310, So., SQ) |
| RT | 78 | Jacob South (6-5, 295, So., 1L) |
| | 77 | Andy Koch (6-6, 295, So., 1L) |
| Y-TE | 88 | Carson Terrell (6-5, 240, Sr., 3L) |
| | 86 | Bryce Mortenson (6-6, 240, So., SQ) |
| | 87 | Broc Lane (6-5, 230, Fr., HS) |
| Z-WR | 10 | Justin McGriff (6-6, 220, So., JC) |
| | 18 | Derek Wright (6-1, 190, Sr., 1L) |
| | 81 | Tim Patrick Jr. (6-0, 185, So., 1L) |
| RB | 20 | Jaylen Warren (5-8, 215, Sr., 1L) |
| | 7 | Devonta'e Henry-Cole (5-11, 195, Sr., TR) |
| | 29 | Pailate Makakona (5-10, 215, So., RS) |
| | 34 | Elelyon Noa (5-9, 200, Fr., HS) |
| | 2 | John Gentry (5-10, 195, Fr., HS) |
| QB | 15 | Jason Shelley (5-11, 190, Jr., TR) |
| | 6 | Andrew Peasley (6-2, 205, So., SQ) |
| | 5 | Cooper Legas (6-2, 205, Fr., RS) |

/// DEFENSE ///

| | | |
|-------------|-----------|--|
| DL | 51 | Justus Te'i (6-3, 260, Sr., 3L) |
| | 97 | Jake Pitcher (6-3, 250, Sr., 1L) |
| | 45 | Jaylin Bannerman (6-5, 240, Sr., 1L) |
| DL | 90 | Ritisoni Fata (6-1, 285, Sr., 3L) |
| | 91 | James Hansen (6-4, 280, So., JC) |
| | 96 | Poukesi Vakauta (6-1, 280, Fr., HS) |
| DL | 95 | Marcus Moore (6-3, 280, Sr., TR) |
| | 92 | Hale Motu'apuaka (6-2, 275, So., 1L) |
| | 44 | Izzy Vaifo'ou (6-3, 230, Fr., HS) |
| OLB | 42 | Nick Heninger (6-2, 230, Sr., 1L) |
| | 41 | Elijah Shelton (6-1, 230, So., 1L) |
| ILB | 98 | AJ Vongphachanh (6-3, 230, So., 1L) |
| | 5 | Cash Gilliam (5-11, 215, Sr., 1L) |
| ILB | 33 | Kevin Meitzenheimer (6-0, 235, Sr., 3L) |
| | 38 | Eric Munoz (6-0, 225, Sr., 1L) |
| F/NK | 21 | Andre Grayson (5-8, 175, Jr., 2L) |
| -or- | 36 | Jared Reed (6-0, 190, Jr., RS) |
| | 30 | Patrick Maddox (5-10, 205, So., RS) |
| CB | 6 | Cam Lampkin (5-9, 170, So., 1L) |
| | 7 | Xavion Steele (5-9, 175, Jr., JC) |
| | 26 | Jakob Robinson (5-10, 165, Fr., HS) |
| S | 4 | Shaq Bond (5-10, 190, Sr., 2L) |
| | 25 | Jarrod Green (5-11, 175, Jr., 2L) |
| S | 3 | Troy Lefeged Jr. (5-11, 195, Sr., 1L) |
| | 23 | Dominic Tatum (6-2, 180, So., 1L) |
| | 17 | Luke Marion (6-0, 185, Fr., HS) |
| CB | 14 | Zahodri Jackson (5-10, 185, Jr., 3L) |
| | 21 | Andre Grayson (5-8, 175, Jr., 2L) |

/// SPECIALISTS ///

| | | |
|-------------|-----------|---|
| P | 63 | Stephen Kotsanlee (6-1, 205, Fr., HS) |
| | 40 | Christopher Bartolic (6-0, 200, Sr., 1L) |
| PK/K | 59 | Connor Coles (6-0, 195, Jr., SQ) |
| | 84 | Nels Haltom (5-10, 215, Sr., TR) |
| | 83 | Joey Rouly (6-0, 180, Fr., HS) |
| LS | 44 | Brandon Pada (5-10, 200, Sr., 2L) |
| | 49 | Jacob Garcia (6-1, 235, Fr., HS) |
| HLD | 40 | Christopher Bartolic (6-0, 200, Sr., 1L) |
| | 63 | Stephen Kotsanlee (6-1, 205, Fr., HS) |
| PR | 16 | Jordan Nathan (5-8, 180, Sr., 3L) |
| | 13 | Deven Thompson (5-7, 160, Jr., 2L) |
| KOR | 11 | Savon Scarver (5-11, 180, Sr., 3L) |
| | 13 | Deven Thompson (5-7, 160, Jr., 2L) |
| | 7 | Devonta'e Henry-Cole (5-11, 195, Sr., TR) |

BOLD = Returning Starter

/// CAREER GAMES PLAYED / STARTED ///

| | | | | | | | | |
|----|-------------------------------|-------|----|-------------------------------|------|----|----------------------------|-----|
| 51 | Justus Te'i, Sr., DL | 44/25 | 97 | Jake Pitcher, Sr., DL | 15/0 | 85 | Moses Manu, Sr., TE | 3/2 |
| 58 | Demytrick Ali'ifua, Sr., OL | 42/20 | 20 | Jaylen Warren, Sr., RB | 14/1 | 95 | Marcus Moore, Sr., DL | 3/2 |
| 16 | Jordan Nathan, Sr., WR | 41/32 | 38 | Eric Munoz, Sr., ILB | 13/4 | 2 | John Gentry, Fr., RB | 3/0 |
| 11 | Savon Scarver, Sr., WR | 40/6 | 41 | Elijah Shelton, So., OLB | 13/2 | 63 | Stephen Kotsanlee, Fr., P | 3/0 |
| 88 | Carson Terrell, Sr., TE | 38/13 | 18 | Derek Wright, Sr., WR | 13/1 | 87 | Broc Lane, Fr., TE | 3/0 |
| 33 | Kevin Meitzenheimer, Sr., ILB | 35/16 | 5 | Cash Gilliam, Sr., ILB | 12/4 | 30 | Patrick Maddox, So., S | 3/0 |
| 17 | Taylor Compton, Sr., WR | 29/1 | 40 | Christopher Bartolic, Sr., P | 12/0 | 29 | Pailate Makakona, So., RB | 3/0 |
| 44 | Brandon Pada, Sr., LS | 29/0 | 98 | AJ Vongphachanh, So., ILB | 10/3 | 86 | Bryce Mortenson, So., TE | 3/0 |
| 13 | Deven Thompson, Jr., WR | 28/10 | 77 | Andy Koch, So., OL | 9/6 | 34 | Elelyon Noa, Fr., RB | 3/0 |
| 21 | Andre Grayson, Jr., CB | 28/9 | 45 | Jaylin Bannerman, Sr., DL | 9/1 | 76 | Jackson Owens, R-Fr., OL | 3/0 |
| 90 | Ritisoni Fata, Sr., DL | 28/4 | 22 | Michael Anyanwu, So., CB | 8/0 | 83 | Joey Rouly, Fr., PK | 3/0 |
| 72 | Alfred Edwards, Jr., OL | 27/26 | 79 | Wade Meacham, So., OL | 8/0 | 7 | Xavion Steele, Jr., CB | 3/0 |
| 25 | Jarrod Green, Jr., CB | 27/1 | 80 | Sean Carter, Sr., WR | 7/0 | 69 | Falepule Alo, Fr., OL | 2/1 |
| 4 | Shaq Bond, Sr., S | 24/24 | 47 | Kaleo Neves, R-Fr., OLB | 7/0 | 84 | Nels Haltom, Sr., PK | 2/0 |
| 65 | Karter Shaw, So., OL | 20/16 | 6 | Andrew Peasley, So., QB | 7/0 | 91 | James Hansen, So., OL | 2/0 |
| 14 | Zahodri Jackson, Jr., CB | 20/5 | 23 | Dominic Tatum, So., S | 7/0 | 36 | Jared Reed, Jr., S | 2/0 |
| 92 | Hale Motu'apuaka, So., DL | 17/1 | 81 | Tim Patrick Jr., So., WR | 6/0 | 53 | Kina Maile, Fr., ILB | 1/0 |
| 6 | Cam Lampkin, So., CB | 16/5 | 59 | Connor Coles, Jr., PK | 5/0 | 26 | Jakob Robinson, Fr., CB | 1/0 |
| 64 | Heneli Bloomfield, So., OL | 16/4 | 74 | Chandler Dolphin, Jr., OL | 5/0 | 15 | Simon Thompson, R-Fr., ILB | 1/0 |
| 42 | Nick Heninger, Sr., OLB | 16/3 | 60 | Wyatt Bowles, So., OL | 4/0 | 44 | Izzy Vaifo'ou, Fr., DL | 1/0 |
| 3 | Troy Lefeged, Jr., Sr., S | 15/15 | 10 | Justin McGriff, So., WR | 3/3 | 96 | Poukesi Vakauta, Fr., DL | 1/0 |
| 78 | Jacob South, So., OL | 15/6 | 15 | Jason Shelley, Jr., QB | 3/3 | | | |
| 12 | Ajani Carter, So., WR | 15/0 | 7 | Devonta'e Henry-Cole, Sr., RB | 3/2 | | | |

/// 2020 PRONUNCIATION GUIDE ///

| | | | | | | | | |
|----|------------------------------|------------------------|----|---------------------|-------------------------------|----|------------------|-----------------------|
| 58 | Demytrick Ali'ifua | Ah-lee-ee-foo-uh | 14 | Zahodri Jackson | Zuh-haad-ree | 34 | Elelyon Noa | L-L-E-On No-uh |
| 69 | Falepule Alo | Fuh-lay-poo-lay Ah-low | 63 | Stephen Kotsanlee | Kot-sun-lee | 83 | Joey Rouly | Roo-lee |
| 22 | Michael Anyanwu | Aun-yawn-wu | 5 | Cooper Legas | Lay-gah | 11 | Savon Scarver | Say-von |
| 64 | Heneli Bloomfield | Hen-eh-lee | 3 | Troy Lefeged Jr. | Lef-ridge | 7 | Xavion Steele | Za-vee-on |
| 12 | Ajani Carter | Ah-jah-knee | 53 | Kina Maile | Key-nuh My-lay | 51 | Justus Te'i | Tay-ee |
| 90 | Ritisoni Fata | Ree-tee-sony Fah-tuh | 29 | Pailate Makakona | Pie-la-teh Ma-ka-kona | 88 | Carson Terrell | Tear-ul |
| 32 | Jeremy Fehoko | Fay-ho-ko | 79 | Wade Meacham | Me-chum | 44 | Izzy Vaifo'ou | Vie-fo-oo |
| 5 | Cash Gilliam | Gill-ee-um | 85 | Moses Manu | Mow-seh-seh Mah-new | 96 | Poukesi Vakauta | Poe-kes-e Va-ka-oo-ta |
| 48 | Johnathan Hala'ufia-Martinez | Hala-uh-fee-uh | 33 | Kevin Meitzenheimer | Met-zen-hi-mur | 19 | Kyle Van Leeuwen | Van Lou-en |
| 8 | Mata Hola | Mah-tah Hole-uh | 92 | Hale Motu'apuaka | Huh-lay Mow-too-uh-poo-uh-kuh | 98 | AJ Vongphachanh | Vong-puh-chawn |
| 28 | Oakley Hussey | Huss-ee | 47 | Kaleo Neves | Kuh-lay-o Nev-s | 88 | Garrett Walchli | Wall-Cha-Lee |



/// SQUAD BREAKDOWN (104) ///

| | |
|--------------------------|----|
| Freshmen | 46 |
| Sophomores | 22 |
| Juniors | 11 |
| Seniors | 22 |
| Graduate Transfers | 3 |

/// LETTERMEN RETURNING (38) ///**OFFENSE (16)**

| | |
|--|----|
| Demytrick Ali'ifua (Sr., 6-3, 315, 3L) | OL |
| Heneli Bloomfield (So., 6-3, 300, 1L) | OL |
| Sean Carter (Sr., 6-2, 190, 1L) | WR |
| Taylor Compton (Sr., 5-8, 175, 2L) | WR |
| Chandler Dolphin (Jr., 6-3, 300, 1L) | OL |
| Alfred Edwards (Jr., 6-7, 315, 2L) | OL |
| Andy Koch (So., 6-6, 295, 1L) | OL |
| Jordan Nathan (Sr., 5-8, 180, 3L) | WR |
| Tim Patrick Jr. (So., 6-0, 185, 1L) | WR |
| Savon Scarver (Sr., 5-11, 180, 3L) | WR |
| Karter Shaw (So., 6-4, 305, 1L) | OL |
| Jacob South (So., 6-5, 295, 1L) | OL |
| Carson Terrell (Sr., 6-5, 240, 3L) | TE |
| Deven Thompkins (Jr., 5-7, 160, 2L) | WR |
| Jaylen Warren (Sr., 5-8, 215, 1L) | RB |
| Derek Wright (Sr., 6-1, 190, 1L) | WR |

DEFENSE (20)

| | |
|--|-----|
| Michael Anyanwu (So., 5-9, 170, 1L) | CB |
| Jaylin Bannerman (Sr., 6-5, 240, 1L) | DL |
| Shaq Bond (Sr., 5-10, 190, 2L) | S |
| Ajani Carter (So., 6-0, 185, 1L) | S |
| Ritisoni Fata (Sr., 6-1, 285, 3L) | DL |
| Cash Gilliam (Sr., 5-11, 215, 1L) | ILB |
| Andre Grayson (Jr., 5-8, 175, 2L) | CB |
| Jarrold Green (Jr., 5-11, 175, 2L) | CB |
| Nick Heninger (Sr., 6-2, 230, 1L) | OLB |
| Zahodri Jackson (Jr., 5-10, 185, 2L) | CB |
| Cam Lampkin (So., 5-9, 170, 1L) | CB |
| Troy Lefeged Jr. (Sr., 5-11, 195, 1L) | S |
| Kevin Meitzenheimer (Sr., 6-0, 235, 3L) .. | ILB |
| Hale Motu'apuaka (So., 6-2, 275, So., 1L) .. | DL |
| Eric Munoz (Sr., 6-0, 225, 1L) | ILB |
| Jake Pitcher (Sr., 6-3, 250, 1L) | DL |
| Elijah Shelton (So., 6-1, 230, 1L) | OLB |
| Dominic Tatum (So., 6-2, 180, 1L) | CB |
| Justus Te'i (Sr., 6-3, 260, 3L) | DL |
| AJ Vongphachanh (So., 6-3, 230, 1L) | ILB |

SPECIALISTS (2)

| | |
|--|----|
| Christopher Bartolic (Sr., 6-0, 200, 1L) | P |
| Brandon Pada (Sr., 5-10, 200, 2L) | LS |

/// STARTERS RETURNING (11) ///**OFFENSE (6)**

| | |
|--|----|
| Demytrick Ali'ifua (Sr., 6-3, 315, 3L) | OL |
| Alfred Edwards (Jr., 6-7, 315, 2L) | OL |
| Jordan Nathan (Sr., 5-8, 180, 3L) | WR |
| Karter Shaw (So., 6-4, 305, 1L) | OL |
| Carson Terrell (Sr., 6-5, 240, 3L) | TE |
| Deven Thompkins (Jr., 5-7, 160, 2L) | WR |

DEFENSE (5)

| | |
|---|-----|
| Shaq Bond (Sr., 5-10, 190, 2L) | S |
| Andre Grayson (Jr., 5-8, 175, 2L) | CB |
| Troy Lefeged Jr. (Sr., 5-11, 195, 1L) | S |
| Kevin Meitzenheimer (Sr., 6-0, 235, 3L) .. | ILB |
| Justus Te'i (Sr., 6-3, 260, 3L) | DL |

/// SQUADMEN RETURNING (6) ///**OFFENSE (5)**

| | |
|---|----|
| Wyatt Bowles (So., 6-4, 290, SQ) | OL |
| Mosese Manu (Sr., 6-3, 255, SQ) | TE |
| Wade Meacham (So., 6-6, 310, SQ) | OL |
| Bryce Mortenson (So., 6-6, 240, SQ) | TE |
| Andrew Peasley (So., 6-2, 205, SQ) | QB |

SPECIALISTS (1)

| | |
|--|----|
| Connor Coles (Jr., 6-0, 195, SQ) | PK |
|--|----|

/// REDSHIRTS RETURNING (21) ///**OFFENSE (9)**

| | |
|---|----|
| Josh Calvin (Fr., 6-2, 205, HS) | QB |
| Jack Drews (Fr., 6-3, 235, HS) | TE |
| Hunter Hill (Fr., 6-5, 285, HS) | OL |
| Oakley Hussey (Fr., 6-1, 200, HS) | RB |
| Cooper Legas (Fr., 6-2, 205, HS) | QB |
| Pailate Makakona (So., 5-10, 215, TR) | RB |
| Jackson Owens (Fr., 6-5, 315, HS) | OL |
| Kyle Van Leeuwen (Fr., 5-8, 180, HS) | WR |
| Logan Wood (Fr., 6-1, 290, HS) | OL |

DEFENSE (11)

| | |
|--|-----|
| Josh Bowcut (Fr., 6-4, 315, HS) | DL |
| Aaron Bredsguard (Fr., 6-3, 275, HS) | DL |
| Keegan Duncan (Fr., 6-3, 230, HS) | ILB |
| Keith Harris (Fr., 5-10, 175, HS) | CB |
| Patrick Maddox (So., 5-10, 205, TR) | S |
| Kaleo Neves (Fr., 6-0, 195, HS) | OLB |
| Jared Reed (Jr., 6-0, 190, TR) | S |
| Dean Rice (Fr., 6-2, 295, HS) | DL |
| Simon Thompson (Fr., 6-1, 205, HS) | ILB |
| Addison Trupp (Fr., 6-2, 245, HS) | DL |
| Jaymason Willingham (Fr., 6-2, 225, HS) .. | ILB |

SPECIALISTS (1)

| | |
|--|----|
| Jesse Vasquez (Fr., 5-11, 205, HS) | LS |
|--|----|

/// NEWCOMERS (39) ///**OFFENSE (18)**

| | |
|--|----|
| Falepule Alo (Fr., 6-3, 335, HS) | OL |
| John Gentry (Fr., 5-10, 195, HS) | RB |
| Quinton Hadnot (Fr., 5-11, 180, HS) | WR |
| Devonta'e Henry-Cole (Sr., 5-11, 195, TR) .. | RB |
| Sage Hill (Fr., 6-5, 275, TR) | OL |
| Cooper Jones (So., 5-6, 170, TR) | RB |
| Broc Lane (Fr., 6-5, 230, HS) | TE |
| Garrett Larson (Fr., 6-4, 200, HS) | QB |
| Bryan Lumsden (Jr., 5-9, 195, TR) | RB |
| Wyatt Marx (Fr., 6-2, 215, HS) | RB |
| Justin McGriff (So., 6-6, 220, JC) | WR |
| Cole Motes (Fr., 6-6, 275, HS) | OL |
| Elelyon Noa (Fr., 5-9, 200, HS) | RB |
| London Rockwood (Fr., 5-9, 175, HS) | WR |
| Jason Shelley (Jr., 5-11, 190, TR) | QB |
| Josh Sterzer (Fr., 6-3, 225, HS) | TE |
| Kenny Taufouo (R-Fr., 6-4, 270, TR) | OL |
| Garrett Walchli (Fr., 5-9, 170, HS) | WR |

DEFENSE (15)

| | |
|--|-----|
| Payton Davis (R-Fr., 5-11, 205, TR) | ILB |
| Jeremy Fehoko (Fr., 6-2, 220, HS) | OLB |
| Johnathan Hala'ufia-Martinez (Fr., 6-2, 220, HS) . | ILB |
| James Hansen (So., 6-4, 280, JC) | DL |
| Mata Hola (Fr., 6-3, 230, HS) | ILB |
| Kina Maile (Fr., 6-1, 230, HS) | ILB |
| Luke Marion (Fr., 6-0, 185, HS) | S |
| Breaker Mendenhall (Fr., 6-3, 185, HS) | S |
| Marcus Moore (Sr., 6-3, 280, TR) | DL |
| Jakob Robinson (Fr., 5-10, 165, HS) | CB |
| Jaden Smith (So., 5-9, 175, TR) | CB |
| Xavion Steele (Jr., 5-9, 175, JC) | CB |
| Izzy Vaifo'ou (Fr., 6-3, 230, HS) | OLB |
| Poukesi Vakauta (Fr., 6-1, 280, HS) | DL |
| Crew Wakley (Fr., 6-2, 200, HS) | S |

/// NEWCOMERS (cont.) ///**SPECIALISTS (6)**

| | |
|---|----|
| Jacob Garcia (Fr., 6-1, 235, HS) | LS |
| Nels Haltom (Sr., 5-10, 215, TR) | PK |
| Romney Harker (Sr., 5-11, 200, HS) | PK |
| Sam Hogan (Fr., 5-11, 170, TR) | PK |
| Stephen Kotsanlee (Fr., 6-1, 205, HS) | P |
| Joey Rouly (Fr., 6-0, 180, HS) | PK |

/// LETTERMEN LOST (28) ///**OFFENSE (13)**

| | |
|--|----|
| Travis Boman (Sr., 6-4, 245, 2L) | TE |
| Gerold Bright (Sr., 5-10, 190, 4L) | RB |
| Riley Burt (Gr., 6-1, 215, 1L) | RB |
| Henry Colombi (Jr., 6-2, 205, 2L) | QB |
| Kyler Hack (Jr., 6-4, 290, 1L) | OL |
| Logan Lee (Sr., 6-4, 245, 3L) | TE |
| Jordan Love (Jr., 6-4, 225, 3L) | QB |
| Siaosi Mariner (Gr., 6-2, 195, 1L) | WR |
| Enoch Nawahine (Fr., 6-1, 195, 1L) | RB |
| Chase Nelson (Sr., 5-10, 200, 2L) | RB |
| Caleb Repp (Gr., 6-5, 225, 1L) | TE |
| Ty Shaw (Sr., 6-4, 300, 2L) | OL |
| Moheika Uasike (Sr., 6-1, 305, 3L) | OL |

DEFENSE (13)

| | |
|--|----|
| Terin Adams (Gr., 5-11, 180, 1L) | CB |
| Caden Andersen (Sr., 6-2, 280, 2L) | DL |
| Devon Anderson (Sr., 6-1, 295, 3L) | DL |
| Dalton Baker (Sr., 6-5, 245, 4L) | DE |
| Tipa Galeai (Sr., 6-5, 235, 2L) | DE |
| Cameron Haney (Sr., 5-10, 185, 4L) | CB |
| Braden Harris (Sr., 6-2, 230, 1L) | LB |
| Fua Leilua (Sr., 6-3, 295, 2L) | DL |
| Sam Lockett (So., 6-0, 200, 1L) | S |
| Christopher Unga (Sr., 6-0, 295, 4L) | DT |
| Jacoby Wildman (Gr., 6-2, 250, 4L) | DE |
| DJ Williams (Sr., 5-9, 180, 2L) | CB |
| David Woodward (Jr., 6-2, 235, 3L) | LB |

SPECIALISTS (2)

| | |
|--|----|
| Aaron Dalton (Sr., 6-4, 215, 4L) | P |
| Dominik Eberle (Sr., 6-2, 190, 3L) | PK |

/// STARTERS LOST (11) ///**OFFENSE (5)**

| | |
|--|----|
| Gerold Bright (Sr., 5-10, 190, 4L) | RB |
| Kyler Hack (Jr., 6-4, 290, 1L) | OL |
| Jordan Love (Jr., 6-4, 225, 3L) | QB |
| Siaosi Mariner (Gr., 6-2, 195, 1L) | WR |
| Ty Shaw (Sr., 6-4, 300, 2L) | OL |

DEFENSE (6)

| | |
|--|----|
| Devon Anderson (Sr., 6-1, 295, 3L) | DL |
| Tipa Galeai (Sr., 6-5, 235, 2L) | LB |
| Cameron Haney (Sr., 5-10, 185, 4L) | CB |
| Christopher Unga (Sr., 6-0, 295, 4L) | DT |
| DJ Williams (Sr., 5-9, 180, 2L) | CB |
| David Woodward (Jr., 6-2, 235, 3L) | LB |



/// COACHING STAFF ///

| | |
|---|---------------------|
| • Interim Head Coach/DL | Frank Maile |
| Alma Mater | Utah State, 2007 |
| Career Record | 1-0 (Second Season) |
| School Record | 1-0 (Second Season) |
| Mountain West Record | 0-0 (First Season) |
| Bowl Record | 1-0 |
| • Co-Def. Coordinator/Secondary | Stacy Collins |
| • Offensive Coordinator/QB | Bodie Reeder |
| • Special Teams Coordinator/LB | Roc Bellantoni |
| • Passing Game Coordinator/WR | Jason Phillips |
| • Inside Linebackers | Justin Ena |
| • Outside Linebackers | Bojay Filimoeatu |
| • Secondary | Mark Orphey |
| • Running Backs | Dave Schramm |
| • Offensive Line | TJ Woods |
| • Offensive Analyst | Mike Favero |
| • Assistant AD/Football Operations | Zach Nyborg |
| • Strength and Conditioning Coach | Jordan Hicks |
| • Assistant Strength Coach | Connor Gorny |
| • Assistant Strength Coach | Dalton Elliott |
| • Strength & Conditioning GA | Al Lapuaho |
| • Director of Player Personnel | Keegan Andersen |
| • Assistant Director of Player Personnel .. | Trever McFalls |
| • Assistant Director of Recruiting | Trevor Mann |
| • Offensive Graduate Assistant | Austin Stephens |
| • Offensive Graduate Assistant | D.J. Tialavea |
| • Offensive Admin. Assistant | JT May |
| • Defensive Graduate Assistant .. | Jumanne Robertson |
| • Defensive Admin. Assistant | Jacob Pollock |
| • Special Teams Admin. Assistant ... | Tim Burmeister |

/// TEAM INFORMATION ///

| | |
|--|----------------------|
| • 2020 Record | 0-3 |
| • MW Record | 0-3 |
| • Final Ranking (Coaches/AP) | NA |
| • Lettermen Returning | 38 (O-16, D-20, S-2) |
| • Lettermen Lost | 28 (O-13, D-13, S-2) |
| • Starters Returning | 11 (O-6, D-5) |
| • Starters Lost | 11 (O-5, D-6) |
| Offensive Starters Returning: | 6 |
| OL Demytrick Ali'ifua; OL Alfred Edwards; WR Jordan Nathan; OL Karter Shaw; TE Carson Terrell; WR Deven Thompkins. | |
| Defensive Starters Returning: | 5 |
| S Shaq Bond; CB Andre Grayson; S Troy Lefeged Jr.; LB Kevin Meitzenheimer, DL Justus Te'i. | |

/// TEAM HISTORY ///

| | |
|------------------------------------|------------------|
| • First Year of Football: | 1892 |
| • Record (Years): | 558-551-31 (123) |
| • Mountain West Record (Years): | 36-23 (8) |
| • Conference Championships (Last): | 12 (2012) |
| • All-Time Bowl Record: | 5-9 |

/// STADIUM INFORMATION ///

| | |
|---------------|---------------------------------------|
| • Name: | Merlin Olsen Field at Maverik Stadium |
| • Capacity: | 25,100 |
| • Surface: | AstroTurf |
| • Record: | 151-108 |
| • Year Built: | 1968 |

UTAH STATE MEDIA RELATIONS CONTACTS

• Associate Athletics Director for Media Relations **Doug Hoffman** (435-797-3714 office, 435-881-8011 cell, doug.hoffman@usu.edu) handles all media requests for the Utah State football program, along with Assistant Media Relations Coordinator **Wade Denniston** (435-797-1361 office, 435-787-8587 cell, wade.denniston@usu.edu).

WEEKLY PRESS CONFERENCE

• Utah State interim head coach **Frank Maile** will hold his weekly virtual press conference every Monday during the season at noon MT. Selected players will also be available. There will not be a live stream this year, but the video will be posted on USU's website at UtahStateAggies.com.

PRACTICE SCHEDULE / INTERVIEW REQUESTS

• Practices are closed to the media. Requested coaches and players will be available for post-practice phone interviews on Tuesdays and Wednesdays for Saturday games. There is no media availability following Monday, Thursday and Friday practices. All player and assistant coaching staff interview requests should be directed to **Doug Hoffman**. Personal phone numbers will not be made available to media. Players have been instructed not to conduct interviews when contacted without prior approval from the media relations staff.

POST-GAME INTERVIEW POLICY

• The Utah State locker room is closed at all times. Interim head coach **Frank Maile** and requested players will conduct a post-game press conference via Zoom this season. Video of each post-game press conference will be made available at UtahStateAggies.com. Post-game interviews on the road will be held in accordance with the host school's procedures.

CREDENTIALS AND PARKING

• Requests for working credentials for the 2020 Utah State football season must be sent to **Doug Hoffman**. Media parking is located in the C lot on the north side of Maverik Stadium.

PRESS BOX AND GAMEDAY SERVICES

• Access to the press level (fifth floor) of the West Stadium Center is located on the northwest side of Maverik Stadium. A pregame meal will be served approximately one hour prior to kickoff. No printed material (game notes, stats, quotes, final stat books) will be available this year, except for flipcards. Stat monitors with live, updated statistics are provided for radio and television, while print media can access the same information with their computers utilizing Sidearm.

PHOTOGRAPHERS' ACCESS

• Photographers will not be allowed onto Merlin Olsen Field at Maverik Stadium during the 2020 season. USU will provide photos and video, via a pool reporter, for those outlets that request content.

UTAHSTATEAGGIES.COM

• For updated statistics, rosters, game notes and all Aggie news on the Internet, go to the official Utah State Athletics website at UtahStateAggies.com. For those out of range of the Aggie Sports Network's radio broadcast, live audio of every game is available through UtahStateAggies.com's All-Access.

TWITTER

• Follow all of the Aggie coaches and the program on Twitter: **Frank Maile** @coachfrankmaile; **Stacy Collins** @CoachCollinsUSU; **Bodie Reeder** @CoachBodie4; **Roc Bellantoni** @CoachRoc; **Jason Phillips** @CoachPhillips_; **Justin Ena** @Justin_Ena; **Bojay Filimoeatu** @CoachBojay; **Mark Orphey** @Mark_Orphey; **Dave Schramm** @DSchrammr; **TJ Woods** @coachtjwoods; and **Utah State Football** @USUFootball.

/// MEDIA SCHEDULE - FRESNO STATE WEEK ///

| MONDAY | TUESDAY | WEDNESDAY | THURSDAY | FRIDAY | SATURDAY |
|---|--|--|---|---|---|
| Press Conference Noon - Head Coach 12:15 - Players | Practice Requested players and assistant coaches available via phone after practice. | Practice Requested players and assistant coaches available via phone after practice. | Practice Practice is Closed. No Availability | Practice Practice is Closed. No Availability | vs. Fresno State Kickoff - 12:30 pm Fox Sports 2 |
| Practice Practice is Closed. No Availability | Frank Maile Radio Show 6 p.m. | | | | Post Game Coach Maile and requested players via Zoom. |



UTAH STATE MAKES CHANGE IN HEAD COACHING POSITION

• Utah State University Vice President and Director of Athletics **John Hartwell** announced Saturday, Nov. 7, that **Gary Andersen** is no longer the head football coach, effective immediately, and assistant head coach/co-defensive coordinator **Frank Maile** will serve as the interim head coach for the remainder of the season. Andersen, who was in his second stint as the Aggies' head coach, ranks fifth all-time in school history with his 33 wins, while his .500 winning percentage (33-33) ranks as the eighth-best all-time in school history. Andersen was one of just two head coaches to lead the Aggies to three-plus bowl games.

• Initially hired on Dec. 4, 2008, Andersen led the Aggies to a 26-24 record from 2009-12, including the 2012 WAC Championship. Andersen was then rehired on Dec. 9, 2018, and was the first of 27 head coaches to serve in the role twice.

UTAH STATE HOSTS FRESNO STATE IN HOMECOMING GAME

• Utah State (0-3, 0-3 MW) hosts Mountain West-foe Fresno State (2-1, 2-1 MW) in its annual Homecoming game on Saturday, Nov. 14, at 12:30 p.m. The game will be televised nationally on Fox Sports 2 (Xfinity Ch. 264/HD722, DirecTV Ch. 618, DISH Ch. 149) with Kevin Fitzgerald (play-by-play) and Evan Moore (analyst) on the call. Live audio of the game is available on www.UtahStateAggies.com. USU is 558-551-31 (.502) in its 123rd season of Aggie football.

• USU is 55-32-2 (.629) all-time in Homecoming games, including a 2-3 record against FS.

• Utah State is 28-14 (.667) in its last 42 games played during the month of November and is 8-7-1 all-time in known games played on Nov. 14.

SLOW START NOT THE NORM FOR UTAH STATE

• Utah State's 0-3 start to the 2020 season is its first since 2008. The last time USU began Mountain West play with an 0-3 record was during the 2016 season, which was the only year USU has had a losing record in MW play.

UTAH STATE HAS HAD 11 FIRST-TIME STARTERS THIS SEASON

• Utah State has had 11 players make their first-career start this season. Against Boise State, senior OLB **Nick Heninger**, senior DL **Marcus Moore**, senior TE **Moses Manu**, senior RB **Jaylen Warren**, junior CB **Jarrod Green**, junior QB **Jason Shelley** and sophomore WR **Justin McGriff** all made their first-career starts. Against San Diego State, senior RB **Devonta'e Henry-Cole** made his first-career start. And against Nevada, senior WR **Derek Wright**, sophomore DL **Hale Motu'apuaka** and freshman OL **Falepule Alo** all made their first-career start.

UTAH STATE HAS HAD 21 PLAYERS MAKE THEIR AGGIE DEBUT THIS FALL

• Utah State has had 21 players make their Aggie debut during the first three weeks of the 2020 season. Senior PK **Nels Haltom**, senior RB **Devonta'e Henry-Cole**, senior DL **Marcus Moore**, junior QB **Jason Shelley**, junior CB **Xavion Steele**, sophomore S **Patrick Maddox**, sophomore RB **Pailate Makakona**, sophomore WR **Justin McGriff**, sophomore TE **Bryce Mortenson**, freshman RB **John Gentry**, freshman P **Stephen Kotsanlee**, freshman TE **Broc Lane**, freshman RB **Elolygon Noa**, freshman CB **Jakob Robinson** and freshman K **Joey Rouly** all saw their first action against Boise State. Junior S **Jared Reed**, sophomore DL **James Hansen** and freshman OL **Falepule Alo** all made their Aggie debut against San Diego State. And, freshman ILB **Kina Maile**, freshman OLB **Izzy Vaifo'ou** and freshman DL **Poukesi Vakauta** all made their Aggie debut against Nevada.

UTAH STATE MILESTONES THAT EQUAL SUCCESS

• Utah State has won 34 of its last 40 games when it has a 100-yard rusher and 38 of its last 43 contests when rushing at least 40 times in a game. USU has also won 54 of its last 59 games when scoring at least 30 points.

AGGIES RETURN SIX PLAYERS THAT STARTED EVERY GAME IN 2019

• Utah State returns six players that started every game last season in senior OL **Demytrick Ali'ifua**, senior S **Shaq Bond**, senior S **Troy Lefeged Jr.**, senior LB **Kevin Meitzenheimer**, sophomore OL **Karter Shaw** and senior DL **Justus Te'i**.

SEVEN FORMER AGGIE PLAYERS ON STAFF

• Utah State interim head coach **Frank Maile** has six former USU players on his coaching staff in outside linebackers coach **Bojay Filimoeatu**, strength and conditioning graduate assistant **Al Lapuaho**, director of player personnel **Keegan Andersen**, offensive graduate assistants **Austin Stephens** and **D.J. Tialavea**, and defensive graduate assistant **Jumanne Robertson**. Maile also played at USU from 2004-07.

AGGIES IN OVERTIME

• Utah State is 6-6 all-time in overtime, winning three of its last five. All-time, USU is 4-3 in single-overtime games, 2-2 in double-overtime games, and 0-1 in triple-overtime games. USU's last overtime game was a 26-20 loss against New Mexico State in the NOVA Home Loans Arizona Bowl on Dec. 29, 2017.

DID YOU KNOW?

• Utah State's defense posted season highs in both sacks (4.0) and tackles for loss (10.0) in its last game at Nevada.

/// MOUNTAIN WEST STANDINGS ///

| Team | MW | Overall |
|-------------------|------------|------------|
| Nevada | 3-0 | 3-0 |
| San José State | 3-0 | 3-0 |
| Boise State | 2-0 | 2-1 |
| Fresno State | 2-1 | 2-1 |
| Hawai'i | 2-1 | 2-1 |
| San Diego State | 2-1 | 2-1 |
| Colorado State | 1-1 | 1-1 |
| Wyoming | 1-2 | 1-2 |
| New Mexico | 0-2 | 0-2 |
| Air Force | 0-2 | 1-2 |
| UNLV | 0-3 | 0-3 |
| Utah State | 0-3 | 0-3 |

THIS WEEK'S GAMES (ALL TIMES MOUNTAIN)

Thursday, Nov. 12

• Colorado State at Boise State (FS1) 6 pm

Saturday, Nov. 14

• Fresno State at Utah State (FS2) 12:30 pm

• Hawai'i at San Diego State (Spectrum) 2 pm

• Nevada vs. New Mexico* (FS2) 4:30 pm

• UNLV at San José State (FS2) 8:30 pm

• Air Force at Wyoming (CBSSN) Cancelled

* played in Las Vegas, Nev.

/// MOUNTAIN WEST PRESEASON POLLS ///

• Utah State was picked fourth in the Mountain Division of the 2020 Mountain West preseason polls.

MOUNTAIN DIVISION

Team (First-Place Votes) Points

| | |
|----------------------|-----------|
| 1. Boise State (20) | 125 |
| 2. Wyoming (1) | 90 |
| 3. Air Force | 86 |
| 4. UTAH STATE | 60 |
| 5. Colorado State | 59 |
| 6. New Mexico | 21 |

WEST DIVISION

Team (First-Place Votes) Points

| | |
|-------------------------|-----|
| 1. San Diego State (19) | 122 |
| 2. Nevada (2) | 100 |
| 3. Hawai'i | 74 |
| 4. Fresno State | 73 |
| 5. San José State | 43 |
| 6. UNLV | 29 |

• Senior WR **Savon Scarver** was named the Mountain West Preseason Special Teams Player of the Year. A consensus All-American in 2018 – just the third Aggie to ever earn that distinction – Scarver earned first-team all-MW honors as a junior in 2019 after leading the conference and ranking second nationally in kickoff returns for touchdown with two. He was also first in the MW and 11th in the nation in kickoff return yards as he returned 22 kickoffs for 613 yards (27.9 ypr).





/// FRESNO STATE at UTAH STATE ///



/// SERIES HISTORY ///

| | |
|-------------------------------------|---------------------|
| Overall | USU trails, 13-17-1 |
| In Logan | USU leads, 9-4-0 |
| In Fresno | USU trails, 4-13-1 |
| Neutral Site | NA |
| Longest USU Win Streak | 5, 1955-81 |
| Longest FS Win Streak | 6, 2007-13 |
| Largest USU Margin of Victory | (42) 56-14 -- 2015 |
| Largest FS Margin of Victory | (49) 70-21 -- 2001 |

/// GAME-BY-GAME RESULTS ///

| | | | | | | | |
|----------|---|-------|---|----------|---|-------|---|
| 10-18-52 | L | 21-27 | A | 11-03-07 | L | 27-38 | A |
| 11-07-53 | W | 46-6 | H | 10-28-08 | L | 28-30 | H |
| 10-09-54 | L | 13-23 | A | 10-31-09 | L | 27-31 | A |
| 10-29-55 | W | 39-14 | H | 09-18-10 | L | 24-41 | H |
| 09-23-78 | W | 45-22 | H | 10-15-11 | L | 21-31 | A |
| 11-24-79 | W | 41-31 | A | 12-07-13 | L | 17-24 | A |
| 10-25-80 | W | 14-0 | A | 10-10-15 | W | 56-14 | A |
| 10-31-81 | W | 20-0 | H | 10-22-16 | W | 38-20 | H |
| 10-02-82 | L | 6-31 | A | 11-09-19 | W | 37-35 | A |
| 10-01-83 | W | 20-12 | H | | | | |
| 10-20-84 | L | 18-43 | A | | | | |
| 10-26-85 | L | 19-38 | H | | | | |
| 11-22-86 | L | 7-14 | A | | | | |
| 11-14-87 | W | 17-13 | H | | | | |
| 10-15-88 | L | 10-51 | A | | | | |
| 10-14-89 | L | 7-34 | H | | | | |
| 10-13-90 | T | 24-24 | A | | | | |
| 11-02-91 | W | 20-19 | H | | | | |
| 09-25-93 | L | 14-30 | A | | | | |
| 12-01-01 | L | 21-70 | A | | | | |
| 10-15-05 | L | 21-53 | A | | | | |
| 10-07-06 | W | 13-12 | H | | | | |

/// TOP AGGIES vs. FRESNO STATE ///

| | |
|------------------------|-------------------------------|
| Rushing | Rick Parros (1978) |
| | 252 yards on 31 carries |
| Passing | Jordan Love (2019) |
| | 388 yards on 30-of-39 passing |
| Receiving | Kendal Smith (1985) |
| | 142 yards on four catches |
| Tackles | Bobby Wagner, 17 (2010) |

/// DID YOU KNOW? ///

• Utah State and Fresno State have spent 30 years as league foes, including eight seasons in the Mountain West as Fresno State joined the league in 2012 and Utah State joined in 2013. Both schools were also members of the Big West Conference from 1978 to 2003 and members of the Western Athletic Conference from 2005 to 2011.

SCOUTING FRESNO STATE

• Fresno State is 2-1 on the season and 2-1 in Mountain West play following its 40-27 conference road win at UNLV last weekend. The Bulldogs are led by junior QB Jake Haener, who is 54-of-86 (.628) passing for 764 yards (254.7 ypg) with five touchdowns and three interceptions. Senior RB Ronnie Rivers leads the team in rushing with 307 yards on 60 carries (5.1 ypc/102.3 ypg) with six touchdowns, and senior WR Keric Wheatfall has caught 13 passes for 225 yards (17.3 ypr/75.0 ypg). Defensively, redshirt freshman DB Bralyn Lux has a team-best 23 tackles, which includes 1.0 tackles for loss, while sophomore S Evan Williams has 20 tackles. As a team, Fresno State is averaging 32.3 points and 442.7 yards of total offense per game (293.7 passing, 149.0 rushing) and allowing 26.0 points and 442.0 yards of total offense (204.0 passing, 238.0 rushing). Fresno State returns 14 starters (O-8, D-6) and 37 lettermen (O-18, D-16, S-3) from last year's team that finished the season with a 4-8 record and tied for fourth place in the West Division of the Mountain West with a 2-6 league mark. Kalen DeBoer is in his first season as a collegiate head coach with the Bulldogs.

AGGIES AND BULLDOGS SERIES HISTORY

• Utah State is 13-17-1 all-time against Fresno State, which includes a 9-4 home record. USU has won three straight games in the series, which is its longest winning streak against FS since winning five-straight from 1955 to 1981. Prior to USU's current three-game winning streak, FS won six-straight games in the series. Last year, the Aggies posted a 37-35 road win. USU also posted a 38-20 home win the last time the two teams played one another in Logan in 2016. Fresno State's last win in the series was a 24-17 victory in the inaugural Mountain West Championship game in 2013. The first game played between the two teams was on Oct. 18, 1952, in Fresno, with the Bulldogs winning 27-21.

AGGIES vs. BULLDOGS SERIES 10TH-MOST PLAYED IN SCHOOL HISTORY

• Utah State and Fresno State will be meeting for the 32nd time this weekend, which is the 10th-most played series in USU history.

UTAH STATE VERSUS THE STATE OF CALIFORNIA

• Utah State is 62-72-2 (.463) all-time against teams from California, including a 41-26 (.612) home record. Overall, USU is 21-7 versus Pacific, 18-20-1 against San José State, 13-17-1 versus Fresno State, 8-6 against Cal State Fullerton, 2-13 versus San Diego State, 1-0 against Cal State Northridge, 0-6 versus USC, and 0-1 against Stanford, St. Vincent's and UCLA.

CURRENT AGGIES FROM THE STATE OF CALIFORNIA

• Utah State has 26 players in its program from the state of California, which is the second-most on the team behind the 35 players from the state of Utah. Those players from the Golden State currently in USU's program include senior OL **Demytrick Ali'ifua** (San Leandro, Calif./San Leandro HS), sophomore CB **Michael Anyanwu** (Covina, Calif./Charter Oak HS), senior P **Christopher Bartolic** (Newport Beach, Calif./Corona Del Mar HS/Orange Coast CC), redshirt freshman QB **Josh Calvin** (Bellflower, Calif./Mayfair HS), senior WR **Sean Carter** (Westlake Village, Calif./Westlake HS/Fullerton JC), redshirt freshman TE **Jack Drews** (Ramona, Calif./Ramona HS), junior OL **Alfred Edwards** (Redlands, Calif./Redlands Senior HS), senior DL **Ritisoni Fata** (Redlands, Calif./East Valley HS), freshman LS **Jacob Garcia** (Anaheim, Calif./Servite HS), junior CB **Andre Grayson** (Rancho Cucamonga, Calif./Etiwanda HS), junior CB **Jarrold Green** (Elk Grove, Calif./Cosumnes Oaks HS), freshman WR **Quinton Hadnot** (San Marcos, Calif./Mission Hills HS), sophomore DL **James Hansen** (Fontana, Calif./Kaiser HS/Riverside CC), redshirt freshman S **Keith Harris** (Lawndale, Calif./Leuzinger HS), sophomore OL **Andy Koch** (Eastvale, Calif./Eleanor Roosevelt HS), senior ILB **Kevin Meitzenheimer** (Moreno Valley, Calif./Moreno Valley HS), senior DL **Marcus Moore** (Pasadena, Calif./Crespi HS/UCLA), senior WR **Jordan Nathan** (Monrovia, Calif./Monrovia HS), freshman RB **Elelyon Noa** (La Mesa, Calif./Helix HS), sophomore WR **Tim Patrick Jr.** (San Diego, Calif./Morse HS), redshirt freshman DL **Dean Rice** (Yuba City, Calif./River Valley HS), freshman PK **Joey Rouly** (Anaheim, Calif./Canyon HS), junior CB **Xavion Steele** (Hemet, Calif./Orange Lutheran HS/Fullerton JC), sophomore S **Dominic Tatum** (Culver City, Calif./Culver City HS), senior DL **Justus Te'i** (Oceanside, Calif./Mission Hills HS) and redshirt freshman LS **Jesse Vasquez** (Thousand Oaks, Calif./Oaks Christian School).

COACHING CONNECTIONS BETWEEN UTAH STATE AND FRESNO STATE

• Utah State running backs coach **Dave Schramm** spent four seasons (2012-15) as the offensive coordinator and quarterbacks coach at Fresno State. Schramm and Fresno State cornerbacks coach J.D. Williams were on staff together at Utah in 2009. Fresno State secondary coach **Julius Brown** spent three seasons at Utah State as its cornerbacks coach. Former Utah State head coach **Phil Krueger** (1973-75), who recorded a 21-12 record with the Aggies, was also the head coach at Fresno State (1964-65), producing a 10-10 record. Former Utah State DT (1977-78) and assistant coach (1982-84) **Mike Waufile** was an assistant coach at Fresno State under Jim Sweeney.

DID YOU KNOW?

• Utah State has 35 players in its program from the Beehive State, while Fresno State has 94 players on its roster from the Golden State.



UTAH STATE TEAM STATS vs. FRESNO STATE TEAM STATS IN THE LAST 12 MEETINGS

| Date | Score | Total Yds. (Rush-Pass) | TOP | TO | Pen. | 3rd Downs | FD |
|----------|--------------|-------------------------------|-------------|-----|------|------------|-------|
| 12-01-01 | L, 21-70 (A) | 332 (92-240) / 713 (244-469) | 24:20/35:40 | 2/0 | 7/13 | 3-15/8-15 | 14/32 |
| 10-15-05 | L, 21-53 (A) | 202 (44-158) / 367 (193-174) | 25:21/34:39 | 3/1 | 7/12 | 3-10/10-15 | 17/22 |
| 10-07-06 | W, 13-12 (H) | 267 (147-120) / 319 (164-155) | 27:19/32:41 | 0/0 | 6/6 | 5-14/4-16 | 11/15 |
| 11-03-07 | L, 27-38 (A) | 369 (155-214) / 386 (255-131) | 28:38/31:22 | 1/2 | 6/8 | 5-14/7-11 | 20/23 |
| 10-28-08 | L, 28-30 (H) | 399 (206-193) / 411 (154-257) | 26:43/33:17 | 0/0 | 5/7 | 3-12/9-14 | 21/25 |
| 10-31-09 | L, 27-31 (A) | 503 (263-240) / 466 (210-256) | 35:39/24:21 | 0/2 | 6/7 | 11-19/6-11 | 25/20 |
| 09-18-10 | L, 24-41 (H) | 311 (205-106) / 379 (230-149) | 26:58/33:02 | 0/2 | 2/6 | 5-16/6-14 | 17/19 |
| 10-15-11 | L, 21-31 (A) | 454 (250-204) / 403 (255-248) | 26:31/33:29 | 0/0 | 11/7 | 8-18/5-12 | 19/31 |
| 12-07-13 | L, 17-24 (A) | 304 (51-253) / 460 (56-404) | 30:36/29:24 | 2/5 | 8/7 | 4-16/6-15 | 17/24 |
| 10-10-15 | W, 56-14 (A) | 482 (201-281) / 194 (82-112) | 31:41/28:19 | 1/3 | 7/5 | 8-15/3-14 | 21/10 |
| 10-22-16 | W, 38-20 (H) | 392 (204-188) / 319 (114-205) | 26:30/33:30 | 0/0 | 5/10 | 5-11/8-20 | 24/23 |
| 11-19-19 | W, 37-35 (A) | 525 (137-388) / 419 (156-263) | 28:22/31:38 | 0/0 | 8/11 | 6-12/7-11 | 26/16 |

Note: Utah State numbers are listed first.

SERIES NOTABLES BETWEEN UTAH STATE AND FRESNO STATE

- Utah State had held Fresno State to 24 points or less in three of its last four meetings. Before that, Fresno State scored at least 30 points in five straight games.
- Utah State has scored at least 37 points in its last three meetings with Fresno State. Prior to that, USU was held under 30 points in each of its previous 22 games with the Bulldogs.
- Five of the last 10 games played in the series has been decided by seven or less points.
- Utah State has held Fresno State to less than 400 yards of total offense in six of the last 11 meetings, while the Bulldogs have held the Aggies to less than 400 yards of total offense in seven of the last 11 meetings. During the last 12 meetings, USU has had over 500 yards of total offense twice and FS once.
- Utah State has rushed for more yards in four of the previous eight meetings, while Fresno State has passed for more yards in nine of the last 12 meetings. Fresno State has also had more total yards in seven of the previous 12 meetings.
- Utah State has not committed a turnover in each of the last two games in the series and has had zero turnovers in seven of the last 10 games played against Fresno State.
- Utah State has committed just four total turnovers in the last 10 meetings as compared to 14 Bulldog turnovers during that time. There has also been five games (2006, 2008, 2011, 2016, 2019) in the last 10 meetings where neither team committed a turnover. In fact, USU has committed zero or fewer turnovers than Fresno State in each of the past 10 meetings.
- Fresno State has controlled the time of possession in nine of the previous 12 meetings and is 6-3 in those games.
- The team that leads at the half has won each of the last four games in the series and the team that scores first has won three of the last four. In the past 12 meetings, USU has scored first eight times, but is just 3-5 in those games. USU has also led at the half seven times in the last 12 meetings, but is just 4-3 in those games.
- Fresno State has had two 300-yard passers, five 100-yard receivers and seven 100-yard rushers in the past 14 meetings, while Utah State has had five 100-yard rushers, three 100-yard receivers and one 300-yard passer.
- In 31 previous meetings with Fresno State, Utah State has had 10 100-yard rushers, six 100-yard receivers and four 300-yard passers.
- There has only been two shutouts in series history, both by Utah State, with a 14-0 road win in 1980 and a 20-0 home win in 1981.

/// PLAYER CONNECTIONS BETWEEN UTAH STATE AND FRESNO STATE ///

- There are nine connections between Utah State and Fresno State players. USU senior TE **Moses Manu** attended Mt. San Antonio JC in Walnut, Calif., as did FS senior RB Zion Echols. USU junior CB **Xavion Steele** attended Orange Lutheran HS in Orange, Calif., as did FS redshirt freshman DB Reggie Strong. USU senior DL **Marcus Moore** began his collegiate career at UCLA, as did FS senior OL Alex Akingbulu. USU sophomore CB **Michael Anyanwu** attended Charter Oak HS in Covina, Calif., as did Echols. USU sophomore RB **Cooper Jones** began his collegiate career at Butte (Mont.) CC, as did FS senior TE Juan Rodriguez and sophomore DL Dario Pizzuti. USU sophomore OL **Andy Koch** attended Eleanor Roosevelt HS in Eastvale, Calif., as did FS junior LB Richard Cage. USU sophomore CB **Dominic Tatum** attended Culver City (Calif.) HS, as did FS sophomore WR Jamal Glaspie. And, USU redshirt freshman QB **Josh Calvin** attended Mayfair HS in Bellflower, Calif., as did FS freshman WR Jordan Brown.

/// FRESNO STATE at UTAH STATE ///



/// FROM THE RECORD BOOKS ///

Here is a look at some of the top Utah State team and individual statistical performances against Fresno State over the years.

- Rick Parros'** 252 rushing yards against Fresno State in 1978 are the fifth-most all-time in school history.
- Jack Hill's** 90-yard kickoff return against Fresno State in 1955 is tied for the 18th-longest in school history.
- Marvin Jackson's** 88-yard run against Fresno State in 1980 is tied for the fifth-longest in school history, while **Richard Gwynn's** 80-yard run in 1984 is tied for the 12th-longest.
- Peter Caldwell's** 50-yard field goal against Fresno State in 2010 is tied for the 23rd-longest in USU history.
- Roger Fernandez** had a school-record nine kickoff returns against Fresno State in 2001.
- Jordan Love's** 388 passing yards against Fresno State in 2019 are the 19th-most in school history and the most-ever by an Aggie quarterback against the Bulldogs.
- Brett Stevens'** 340 passing yards against Fresno State in 1985 are the second-most in school history by a freshman.
- Utah State had a school-record 10 kickoff returns against Fresno State in 2001.
- Utah State's 388 passing yards against Fresno State in 2019 are the 23rd-most in school history.

/// UTAH STATE IN THE MOUNTAIN WEST ///

- Utah State is 163-185-8 (.469) all-time against current members of the Mountain West with a 40-26-4 record vs. Wyoming, a 35-39-2 record vs. Colorado State, a 17-7 record vs. UNLV, an 18-20-1 record vs. San José State, a 13-17-1 record vs. Fresno State, a 13-13 record vs. New Mexico, a 10-6 record vs. Hawai'i, a 7-19 record vs. Nevada, a 5-20 record vs. Boise State, a 3-5 record vs. Air Force, and a 2-13 record vs. San Diego State.

/// DID YOU KNOW? ///

- Utah State forced four turnovers and recovered an on-side kick in an attempt to win the inaugural Mountain West Football Championship game, but fell at 24th-ranked Fresno State, 24-17, on Saturday, Dec. 7, 2013, snapping its five-game winning streak.



/// LAST MEETING vs. FRESNO STATE ///



November 9, 2019

BULLDOG STADIUM

SCORING SUMMARY

| | 1 | 2 | 3 | 4 | FINAL |
|--------------|---|----|----|---|-------|
| Utah State | 7 | 14 | 10 | 6 | 37 |
| Fresno State | 7 | 7 | 14 | 7 | 35 |

First Quarter

FS - Rivers 10 yd run (Silva kick, 8:23)
 USU - Bright 21 yd run (Eberle kick, 5:07)

Second Quarter

FS - Rivers 2 yd run (Silva kick, 11:21)
 USU - Mariner 15 yd pass from Love (Eberle kick, 7:59)
 USU - Mariner 8 yd pass from Love (Eberle kick, 0:39)

Third Quarter

USU - Warren 6 yd run (Eberle kick, 11:01)
 FS - Hokit 1 yd run (Silva kick, 7:56)
 USU - Eberle 25 yd field goal (5:16)
 FS - Rivers 6 yd run (Silva kick, 3:04)

Fourth Quarter

FS - Cropper 10 yd run (Silva kick, 14:11)
 USU - Eberle 39 yd field goal (12:31)
 USU - Eberle 30 yd field goal (:00)
 Attendance: 32,037

TEAM STATISTICS

| | USU | FS |
|---------------------------------|-------------|-------------|
| First Downs | 26 | 16 |
| Rushing | 137 | 156 |
| Passing | 388 | 263 |
| Total Offense | 525 | 419 |
| Fumbles: Number-Lost | 1-0 | 0-0 |
| Penalties: Number-Yards | 8-53 | 11-108 |
| Punts-Yards/Avg. | 2-86/43.0 | 4-189/47.2 |
| Punt returns: No-Yds-TD/Avg. | 1-8-0/8.0 | 1-12-0/12.0 |
| Kickoff Returns: No-Yds-TD/Avg. | 5-91-0/18.2 | 5-93-0/18.6 |
| Interceptions: No-Yds-TD | 0-0-0 | 0-0-0 |
| Fumble Returns: No-Yds-TD | 0-0-0 | 0-0-0 |
| Possession Time | 28:22 | 31:38 |
| Third-Down Conversions | 6-of-12 | 7-of-11 |

INDIVIDUAL RUSHING

USU: Bright, 14-79, TD; Love, 6-30; Warren, 12-30, TD; Thompsons, 1-0; Team, 1-(-2).
 FS: Rivers, 17-102, 3 TD; Reyna, 5-18; Cropper, 4-17, TD; Hokit, 8-16, TD; Sutton, 1-7; Team, 1-(-1).

INDIVIDUAL PASSING (C-A-I, Yds, TD)

USU: Love, 30-39-0, 388, 2.
 FS: Reyna, 16-20-0, 263, 0.

INDIVIDUAL RECEIVING

USU: Mariner, 11-103, 2 TD; Repp, 5-75; Thompsons, 4-79; Nathan, 4-68; Bright, 3-27; Warren, 2-31; Compton, 1-5.
 FS: Pope, 6-61; Cropper, 3-87; Rice, 2-29; Rivers, 2-19; Gaspie, 1-33; Wheatfall, 1-19; Hokit, 1-15.

USU Punt Returns: Nathan, 1-8.

USU KO Returns: Scarver, 5-91.

USU Interception Returns: None.

USU Fumble Returns: None.

USU Tackle Leaders: Lefeged Jr., 7; Bond, 6.

UTAH STATE STARTERS

OFFENSE

| | | | |
|----|-----------|----|---------------|
| LT | Edwards | DE | Baker |
| LG | Avendano | DT | Anderson |
| C | Ali'ifua | DT | 'Unga |
| RG | K. Shaw | DE | Bannerman |
| RT | Hack | LB | Vongphachanh |
| WR | Thompsons | LB | Meitzenheimer |
| WR | Nathan | LB | Te'i |
| WR | Mariner | CB | Haney |
| TE | Terrell | CB | Williams |
| RB | Bright | S | Lefeged Jr. |
| QB | Love | S | Bond |

DEFENSE



Junior QB Jordan Love (10) was 30-of-39 passing for 388 yards and two touchdowns in Utah State's 37-35 Mountain West road win at Fresno State.

FRESNO, Calif. - Senior PK Dominik Eberle kicked three field goals, including the game-winner from 30 yards out as time expired, to lift Utah State to a thrilling 37-35 victory over Fresno State at Bulldog Stadium on Saturday, Nov. 9, 2019.

It marked the first time since 1998 that Utah State kicked a field goal to win the game. That year, Brad Bohn kicked a 30-yarder with five seconds left as the Aggies edged North Texas, 28-27.

Eberle also connected on field goals of 39 and 25 yards, respectively, as Utah State (5-4, 4-1 Mountain West) scored the final six points of the game. With his trifecta against the Bulldogs (4-5, 2-3 MW), Eberle tied the conference record for most career field goals made at 57.

Down 35-34, Utah State drove to the Fresno State 2-yard line, where the Aggies were stuffed on four consecutive running plays and turned the ball over on downs with 5:19 to go.

However, the defense got the ball back for Utah State when the Aggies forced Fresno State to go three-and-out. Utah State took over on its own 47-yard line with 3:05 left and all the momentum on its side.

Junior QB Jordan Love drove the Aggies to the Fresno State 10-yard line. Two plays later, Eberle connected on the game-winner following a perfect snap and hold from junior LS Brandon Pada and redshirt senior H Aaron Dalton, respectively.

Love, who grew up less than two hours away from Bulldog Stadium, passed for 388 yards and two touchdowns – both to senior graduate transfer WR Siaoisi Mariner – as Utah State snapped a two-game losing streak.

Mariner led all receivers in the game with 11 catches for 103 yards, while senior graduate transfer TE Caleb Repp added five receptions for 75 yards. Senior RB Gerold Bright rushed for 79 yards and one touchdown on 14 carries. Junior RB Jaylen Warren also had a touchdown run of his own as he carried the ball 12 times for 30 yards.

Junior S Troy Lefeged Jr. and fellow junior S Shaq Bond had seven and six tackles, respectively, for the Aggies.

Fresno State QB Jorge Reyna was 16-of-20 passing for 263 yards. Running back Ronnie Rivers led all rushers with 17 carries for 102 yards and three touchdowns.

Utah State took its first lead just before the end of the first half when Mariner caught his second touchdown pass of the night, an 8-yarder from Love on third-and-goal, to make it 21-14. Junior WR Jordan Nathan helped set the score up when he hauled in a 36-yard pass from Love in traffic down the middle. Mariner also caught a 15-yard touchdown pass from Love with 7:59 to go in the second quarter to square the game up at 14-apiece.

Utah State's other touchdown of the first half came courtesy of Bright's 21-yard run to tie the game at 7-all late in the first quarter.

Rivers accounted for both of the Bulldogs' touchdowns during the first 30 minutes of play, one on a 10-yard run and the other from 2 yards out.

The Aggies opened their largest lead of the night at 28-14 after taking the second-half kickoff and marching 60 yards on eight plays, capped by Warren's 6-yard touchdown run.

Eberle's first field goal of the night gave the Aggies a 31-21 lead with 5:16 left in the third quarter. The Bulldogs moved back in front following touchdown runs by Rivers and Jalen Cropper, making it 35-31 with 14:11 remaining in the fourth.



Senior PK Dominik Eberle (62) was 3-of-3 on field goals, including the game-winner from 30 yards as time expired.



/// LAST HOME MEETING vs. FRESNO STATE ///



October 22, 2016

MERLIN OLSEN FIELD AT MAVERIK STADIUM

SCORING SUMMARY

| | 1 | 2 | 3 | 4 | FINAL |
|--------------|---|----|---|----|-------|
| Fresno State | 7 | 7 | 3 | 3 | 20 |
| Utah State | 7 | 10 | 7 | 14 | 38 |

First Quarter

USU - Roberts 21 yd pass from Myers (Warren kick, 10:23)
 FS - James 3 yd run (Kroening kick, 1:28)

Second Quarter

USU - Cheney blocked punt return (Warren kick, 6:22)
 USU - Warren 43 yd field goal (3:45)
 FS - Rice 1 yd run (Kroening kick, :24)

Third Quarter

USU - Houston 5 yd pass from Myers (Warren kick, 11:50)
 FS - Kroening 27 yd field goal (4:13)

Fourth Quarter

USU - Tarver 25 yd pass from Myers (Warren kick, 14:25)
 FS - Kroening 49 yd field goal (11:41)
 USU - Hobbs 4 yd run (Warren kick, 7:14)

Attendance: 15,067

TEAM STATISTICS

| | FS | USU |
|---------------------------------|-------------|-------------|
| First Downs | 23 | 24 |
| Rushing | 114 | 204 |
| Passing | 205 | 188 |
| Fumbles: Number-Lost | 0-0 | 0-0 |
| Penalties: Number-Yards | 10-80 | 5-40 |
| Punts-Yards/Avg. | 6-168/28.0 | 4-131/32.8 |
| Punt returns: No-Yds-TD/Avg. | 0-0-0/0.0 | 2-23-1/11.5 |
| Kickoff Returns: No-Yds-TD/Avg. | 4-69-0/17.2 | 3-47-0/15.7 |
| Interceptions: No-Yds-TD | 0-0-0 | 0-0-0 |
| Fumble Returns: No-Yds-TD | 0-0-0 | 0-0-0 |
| Possession Time | 33:30 | 26:30 |
| Third-Down Conversions | 8-of-20 | 5-of-11 |

INDIVIDUAL RUSHING

FS: James, 29-80, TD; Virgil, 8-28.
 USU: Lindsey, 23-90; Myers, 8-66; Hunt, 4-24; Lewis, 1-14; Byers, 1-10; Hobbs, 1-4, TD.

INDIVIDUAL PASSING (C-A-I, Yds, TD)

FS: Virgil, 27-44-0, 205, 1.
 USU: Myers, 17-29-0, 188, 3.

INDIVIDUAL RECEIVING

FS: Jordan, 10-67; Johnson, 6-59; Hardaway, 3-47; Rid-
 dering, 3-11.
 USU: Houston, 5-43, TD; Tarver, 3-54, TD; Rodriguez,
 3-26; Roberts, 2-49, TD; Lewis, 2-4; Lindsey, 1-8; Wil-
 liams, 1-4.

USU Punt Returns: Painter, 1-20; Rodriguez, 1-3.

USU KO Returns: Williams, 2-38; Hunt, 1-9.

USU Interception Returns: None.

USU Tackle Leaders: Centers 10; L. Uasike 10; Christian-
 sen 9; Haney 8; Larsen 8.

UTAH STATE STARTERS

| OFFENSE | | DEFENSE | |
|---------|-------------|---------|------------|
| LT | Albrecht | DE | Faimalo |
| LG | Hockel | DT | Seefeldt |
| C | Stephens | DT | Ali'ifua |
| RG | Simonich | LB | Larsen |
| RT | Brooksby | LB | Uasike |
| WR | Tarver | LB | Huerta |
| WR | Van Leeuwen | CB | Haney |
| WR | Rodriguez | CB | Gray |
| TE | Houston | CB | Davis |
| RB | Lindsey | SS | Rocquemore |
| QB | Myers | FS | Centers |



Junior QB Kent Myers (2) was 17-of-29 passing for 188 yards and a season-high three touchdowns in Utah State's 38-20 home win against Fresno State. Myers also carried the ball eight times for 66 yards against the Bulldogs.

LOGAN, Utah - Junior QB Kent Myers passed for 188 yards and three touchdowns to three different receivers as Utah State won its first Mountain West game of the season with a 38-20 victory against Fresno State on Saturday, Oct. 22, 2016, on Merlin Olsen Field at Maverik Stadium.

Myers was 17-of-29 passing and threw touchdown passes of 21, 5 and 25 yards, respectively, to junior WR **Braelon Roberts**, senior TE **Wyatt Houston** and sophomore WR **Ron'quavion Tarver**. It is the first time this season and fifth time in his career Myers has thrown at least three touchdown passes in a game.

Houston led the Aggies (3-4, 1-3 MW), who snapped a three-game losing streak, with a career-high five catches for 43 yards. His 5-yard touchdown reception with 11:50 left in the third quarter gave the Aggies a 24-14 lead. Just 35 seconds into the fourth, Tarver pulled down a 25-yard touchdown catch in the back corner of the end zone to make it 31-17.

While senior RB **Devante Mays** returned from injury and played briefly, it was junior RB **Tonny Lindsey Jr.** that led Utah State's rushing attack with a career-high 23 carries for 90 yards. Myers added 66 yards on just eight carries.

Junior QB **Damion Hobbs** capped the Aggies' scoring output with a 4-yard touchdown run midway through the fourth quarter.

The Aggies finished with 392 yards of total offense, including 204 on the ground and 188 through the air. Defensively, senior S **Devin Centers** and senior LB **Leki Uasike** had 10 tackles apiece for Utah State. Uasike had eight of his tackles in the first quarter alone. Sophomore LB **Chase Christiansen** added a career-high nine tackles, while redshirt freshman CB **Cameron Haney** recorded a career-high eight tackles to go along with a career-best two pass breakups.

Fresno State (1-7, 0-4) recorded 319 yards of offense. Quarterback Chason Virgil was 27-of-44 for 205 yards and a touchdown, while RB Dontel James rushed for 80 yards and a touchdown on 29 carries.

Kody Kroening kicked a 27- and 49-yard field goal for Fresno State, which lost for the fifth-straight time.

Utah State opened the scoring when Roberts caught his first career touchdown pass, a 21-yarder from Myers with 10:23 left in the first quarter. Fresno State followed suit with a 15-play, 86-yard drive that resulted in a 3-yard touchdown run by James to tie the game at 7-apiece.

The Aggies went back in front for good thanks to a nice special teams play. Senior CB **Jentz Painter** came in untouched from the left side and blocked a punt, which was recovered by fellow senior CB **Austin Cheney** in the end zone for a touchdown to give Utah State a 14-7 lead with 6:22 remaining in the first half. Painter forced the Bulldogs to punt one play earlier as he sacked Virgil on a third-and-12 play.

A career-long 43-yard field goal by senior PK **Brock Warren** made it 17-7 for the Aggies with 3:45 to go. However, the Bulldogs went into the halftime break with momentum as Jared Rice caught a 1-yard touchdown pass from Virgil to pull Fresno State within three.



Senior CB Jentz Painter (31) recorded a sack and blocked a punt that was recovered in the end zone for a touchdown on consecutive plays against the Bulldogs.

/// GAME 3 RECAP vs. NEVADA ///



NOVEMBER 5, 2020
MACKAY STADIUM

SCORING SUMMARY

| | 1 | 2 | 3 | 4 | FINAL |
|------------|---|----|----|---|-------|
| Utah State | 9 | 0 | 0 | 0 | 9 |
| Nevada | 7 | 14 | 10 | 3 | 34 |

First Quarter

USU - Safety, Vongphachanh tackles Strong in end zone (11:12)
USU - McGriff 4 yd pass from Shelley (Coles kick, 5:32)
NEV - Doubs 42 yd pass from Strong (Talton kick, 1:38)

Second Quarter

NEV - Doubs 3 yd pass from Strong (Talton kick, 11:06)
NEV - Doubs 54 yd pass from Strong (Talton kick, 6:54)

Third Quarter

NEV - Taua 15 yd run (Talton kick, 11:30)
NEV - Talton 36 yd FG (2:03)

Fourth Quarter

NEV - Talton 26 yd FG (9:45)
Attendance: 250

TEAM STATISTICS

| | USU | UN |
|---------------------------------|-------------|-------------|
| First Downs | 11 | 27 |
| Rushing | 109 | 121 |
| Passing | 101 | 421 |
| Total Offense | 210 | 542 |
| Fumbles: Number-Lost | 0-0 | 1-0 |
| Penalties: Number-Yards | 5-52 | 10-74 |
| Punts-Yards/Avg. | 10-425/42.5 | 3-131/43.7 |
| Punt returns: No-Yds-TD/Avg. | 1-1-0/1.0 | 2-2-0/1.0 |
| Kickoff Returns: No-Yds-TD/Avg. | 3-75-0/25.0 | 2-47-0/23.5 |
| Interceptions: No-Yds-TD | 0-0-0 | 0-0-0 |
| Fumble Returns: No-Yds-TD | 0-0-0 | 0-0-0 |
| Possession Time | 23:16 | 36:44 |
| Third-Down Conversions | 3-of-15 | 6-of-16 |

INDIVIDUAL RUSHING

USU: Shelley, 7-34; Warren, 7-27; Henry-Cole, 6-23; Makakona, 3-15; Thompsons, 1-7; Peasley, 1-3.
UN: Taua, 12-107, TD; Lee, 6-29; Morrow, 2-17; Kommer, 1-7; Cox, 1-0; Doubs, 1-(-4); Strong, 4-(-33).

INDIVIDUAL PASSING (C-A-I, Yds, TD)

USU: Shelley, 15-27-0, 96, 1; Peasley, 1-7-0, 5, 0.
UN: Strong, 36-52-0, 411, 3; Cox, 1-2-0, 10, 0.

INDIVIDUAL RECEIVING

USU: Thompsons, 6-30; McGriff, 2-24, TD; Makakona, 2-12; Warren, 2-6; Terrell, 1-10; Scarver, 1-9; Nathan, 1-6; Wright, 1-4.
UN: Doubs, 7-137, 3 TD; Taua, 7-45; Lockhart, 6-95; Turner, 4-66; Stovall, 4-12; Lee, 3-17; Ross, 2-21; Horton, 2-10; Bell, 1-11; Morrow, 1-7.

USU Punt Returns: Nathan, 1-1.

USU KO Returns: Scarver, 3-75.

USU Interception Returns: None.

USU Fumble Returns: None.

USU Tackle Leaders: Vongphachanh, 17; Bond, 10.

UTAH STATE STARTERS

| OFFENSE | DEFENSE |
|---------------|------------------|
| LT Edwards | DL Te'i |
| LG Ali'ifua | DL Motu'apuaka |
| C Alo | DL Heninger |
| RG Shaw | LB Shelton |
| RT Koch | LB Meitzenheimer |
| WR Nathan | LB Vongphachanh |
| WR Thompsons | NK Grayson |
| WR Wright | CB Lampkin |
| WR McGriff | S Bond |
| RB Henry-Cole | S Lefeged Jr. |
| QB Shelley | CB Jackson |



Sophomore ILB AJ Vongphachanh (98) had a career high 17 tackles, which included 1.0 sacks that resulted in a safety, in Utah State's 34-9 Mountain West road loss at Nevada. It was Vongphachanh's first-career double-digit tackle outing.

RENO, Nev. - Utah State scored the first nine points of the game, but it was all Nevada after that as the Wolf Pack beat the Aggies 34-9 on Thursday, Nov. 5, at Mackay Stadium.

Sophomore ILB AJ Vongphachanh got Utah State (0-3, 0-3 Mountain West) on the board with 11:12 left in the first quarter when he sacked Nevada QB Carson Strong in the end zone for a safety. Vongphachanh finished the game with a career high 17 tackles, which included 1.0 sacks, for his first-ever double-digit tackle outing.

Six minutes later, the Aggies made it 9-0 on a 4-yard touchdown pass from junior QB Jason Shelley to sophomore WR Justin McGriff as USU drove 61 yards in eight plays. Shelley finished the night 15-of-27 passing for 96 yards and the one touchdown. Junior WR Deven Thompsons led Utah State with a career-high-tying six catches for 30 yards, while McGriff finished with two receptions for 24 yards.

Strong was 36-of-52 passing for 411 yards and three touchdowns for the Wolf Pack (3-0, 3-0 MW). His favorite target on the night was Romeo Doubs, who hauled in seven catches for 137 yards and three touchdowns. Nevada RB Toa Taua led the team in rushing as he carried the ball 12 times for 107 yards with one touchdown.

Nevada rolled up 542 yards of total offense, while holding Utah State to just 210 as the Aggies had 109 yards rushing and 101 yards passing. The Wolf Pack also had a 36:44 to 23:16 advantage in time of possession and recorded 27 first downs in the game as compared to just 11 for USU. Utah State held Nevada to just 6-of-16 on third downs, but the Wolf Pack converted 4-of-5 fourth down attempts. USU was just 3-of-15 on third downs in the game. Neither team committed a turnover in the contest.

Shelley led the Aggies' ground attack as he carried the ball seven times for 34 yards, while senior RB Jaylen Warren gained 27 yards on seven carries.

Senior S Shaq Bond also recorded double-digit tackles for the Aggies as he had 10 stops, including a team-best and career high 2.0 tackles for loss. Junior CB Zahodri Jackson, sophomore CB Cam Lampkin and junior S Jared Reed all recorded career highs in tackles with seven, six and five, respectively. Aggies that had sacks in the game along with Vongphachanh included senior OLB Nick Heninger, who also forced a fumble, senior DL Marcus Moore and junior S Jared Reed.

Overall, the Aggies recorded season highs in tackles for loss (10.0) and sacks (4.0).

Utah State had three players make their first-career start against Nevada in senior WR Derek Wright, sophomore DL Hale Motu'apuaka and freshman OL Falepule Alo. Three more Aggies played in their first-career game for USU in freshman ILB Kina Maile, freshmen OLB Izzy Vaifo'ou and fellow freshman DL Poukesi Vakauta. Freshman P Stephen Kotsanlee punted a career-high 10 times for an average of 42.5 yards. He had a long of 52 and had a career high five punts downed inside the 20-yard line.

For the fifth-straight game dating back to last season, Utah State had five or fewer penalties as the Aggies were whistled five times for 52 penalty yards against the Wolf Pack.

Nevada improved to 19-7 all-time against the Aggies, including 10-2 at home.



Senior S Shaq Bond had 10 tackles, including a career high 2.0 tackles for loss, against the Wolf Pack.



VONGPHACHANH HAS CAREER GAME AGAINST NEVADA

• Sophomore ILB **AJ Vongphachanh** had a career game in his last outing at Nevada as he posted his first-ever double-digit tackle game with a career-high 17 stops, which included a career-high 1.0 sacks that resulted in his first-ever safety. Vongphachanh entered the game with 24 career tackles, including 1.0 career sacks, in nine previous games as an Aggie.

• Those 17 tackles for Vongphachanh are tied for the most in a single game in the Mountain West this season and tied for ninth nationally.

BOND POSTS BACK-TO-BACK DOUBLE-DIGIT TACKLE OUTINGS

• Senior S **Shaq Bond** has posted double-digit tackle outings in back-to-back games for the first time in his career the last two weekends. Two weeks ago against San Diego State, Bond tied his career high with 12 tackles, which included 1.0 tackles for loss, to go along with a career-high-tying two pass breakups. And last weekend against Nevada, Bond had 10 tackles, which included a career-high 2.0 tackles for loss. For his career, Bond now has three double-digit tackle games.

JACKSON PLAYING WELL FOR AGGIES

• Junior CB **Zahodri Jackson** recorded a then-career-high six tackles against Boise State during the season opener and followed that up with a career-best two pass breakups against San Diego State two weekends ago. And last weekend against Nevada, Jackson notched another career high with seven stops against the Wolf Pack.

SHELLEY THROWS SECOND TOUCHDOWN PASS IN AN AGGIE UNIFORM

• Junior QB **Jason Shelley** threw his second touchdown pass in an Aggie uniform, and the eighth of his career, on a 4-yard completion to sophomore WR **Justin McGriff** last weekend against Nevada. His other touchdown strike this year was on a 37-yard completion to junior WR **Deven Thompkins** against San Diego State.

THOMPKINS TIES CAREER HIGH IN RECEPTIONS IN NEVADA GAME

• Junior WR **Deven Thompkins** tied his career high with six receptions for 30 yards last weekend against Nevada. Two weekends ago, Thompkins also had six receptions for 55 yards, including a 37-yard touchdown, against San Diego State. Overall, it was his fifth-career touchdown reception and the seventh touchdown of his career.

OTHER INDIVIDUAL NOTABLES FROM NEVADA GAME

• Sophomore WR **Justin McGriff** caught his first-career touchdown pass in the first quarter on a 4-yard reception. Sophomore CB **Cam Lampkin** had a career-high six tackles, which included 1.0 tackles for loss, the first of his career. Junior S **Jared Reed** had a season-high five tackles, including his first-career sack. Senior ILB **Kevin Meitzenheimer** had 1.5 tackles for loss to give him 3.0 tackles for loss on the season and 7.5 in his career. Senior OLB **Nick Heninger** forced his first fumble of the season and the second of his career. He also had 1.0 sacks to give him 7.0 sacks and 13.5 tackles for loss in his career. Senior DL **Marcus Moore** had his first sack as an Aggie to give him 2.0 sacks and 7.0 tackles for loss in his career. Sophomore OLB **Elijah Shelton** had 0.5 tackles for loss to give him 1.5 tackles for loss in his career. And, senior S **Troy Lefeged Jr.** had his first pass breakup this season and the fifth of his career.

KOTSANLEE PUNTING WELL FOR THE AGGIES

• Freshman P **Stephen Kotsanlee** has been punting well for Utah State this fall and had his best and busiest game as an Aggie last weekend against Nevada as he punted a career-high 10 times for an average of 42.5 yards per punt with a long of 52 yards, which was his second 50-yard punt of the season. He also had a career-high five of those punts downed inside the 20-yard line to give him nine punts downed inside the 20 on the season.

• Those 10 punts for Kotsanlee against Nevada are the most in a single game in the Mountain West this year and tied for the second most nationally.

MOTU'APUAKA BLOCKS FIELD GOAL IN SAN DIEGO STATE GAME

• Sophomore DL **Hale Motu'apuaka** blocked his first-career kick two weekends ago against San Diego State on a 33-yard field goal attempt. For Utah State, it is the first time it has blocked a field goal since Sept. 22, 2018, when **Tipa Galeai** blocked a 40-yard field goal against Air Force.

WARREN SHINES IN FIRST-CAREER START

• Senior RB **Jaylen Warren** had one of his best games, statistically, in Utah State's season-opener at Boise State three weekends ago. Warren, making his first-career start, rushed for 89 yards on a career-high 23 carries and tied his career high with two rushing touchdowns. He also had two rushing touchdowns against Stony Brook last season. Those 89 yards rushing are the third-most in his career, behind the back-to-back 100-yard games he had to start the 2019 season. It was also the seventh time in his career that he has had double-digit carries. Warren's longest run against the Broncos was for 22 yards, giving him six rushes of at least 20 yards in his career.

• Warren began his Aggie career by rushing for 141 yards on 19 carries against Wake Forest and then rushed for 105 yards on nine carries against Stony Brook to become the first player ever to rush for 100 yards in an Aggie debut and in back-to-back games to start a career.

• During his first three games of the 2019 season, Warren carried the ball 45 times for 324 yards (7.1 ypc/106.7 ypg) with four touchdowns before fighting injuries the rest of the season.

/// MOUNTAIN WEST SINCE 2013 ///

Below is a look at the best Mountain West records in league games since it split into two divisions in 2013.

| Rk. | Team | W | L | Pct. | GB |
|-----|-------------------|-----------|-----------|-------------|-------------|
| 1. | Boise State | 51 | 11 | .823 | ---- |
| 2. | San Diego State | 44 | 17 | .721 | 6.5 |
| 3. | Utah State | 36 | 24 | .600 | 14.0 |
| 4. | Colorado State | 32 | 27 | .542 | 17.5 |
| 5. | Fresno State | 34 | 29 | .540 | 17.5 |
| 6. | Air Force | 30 | 29 | .508 | 19.5 |
| 7. | Nevada | 30 | 30 | .500 | 20.0 |
| 8. | Wyoming | 27 | 33 | .450 | 23.0 |
| 9. | San José State | 21 | 38 | .356 | 28.5 |
| 10. | Hawai'i | 20 | 40 | .333 | 30.0 |
| 11. | UNLV | 19 | 40 | .322 | 30.5 |
| 12. | New Mexico | 16 | 42 | .276 | 33.0 |

/// VS. WEST DIVISION SINCE 2013 ///

Below is a look at the best Mountain West records in league games against the West Division since the 2013 season.

| Rk. | Team | W | L | Pct. |
|-----|-------------------|-----------|----------|-------------|
| 1. | Boise State | 20 | 5 | .800 |
| 2. | Utah State | 18 | 6 | .750 |
| 3. | Colorado State | 16 | 7 | .696 |
| 4. | San Diego State | 25 | 12 | .676 |
| 5. | Fresno State | 22 | 15 | .595 |
| 6. | Nevada | 21 | 15 | .583 |
| 7. | Air Force | 13 | 10 | .565 |
| 8. | Wyoming | 11 | 13 | .458 |
| 9. | Hawai'i | 15 | 22 | .405 |
| 10. | UNLV | 15 | 24 | .385 |
| 11. | San José State | 13 | 23 | .361 |
| 12. | New Mexico | 6 | 17 | .261 |

/// VS. MOUNTAIN DIVISION SINCE 2013 ///

Below is a look at the best Mountain West records in league games against the Mountain Division since the 2013 season.

| Rk. | Team | W | L | Pct. |
|-----|-------------------|-----------|-----------|-------------|
| 1. | Boise State | 31 | 6 | .838 |
| 2. | San Diego State | 19 | 5 | .792 |
| 3. | Utah State | 18 | 18 | .500 |
| 4. | Air Force | 17 | 19 | .472 |
| 5. | Fresno State | 12 | 14 | .462 |
| 6. | Colorado State | 16 | 20 | .444 |
| | Wyoming | 16 | 20 | .444 |
| 8. | Nevada | 9 | 15 | .375 |
| 9. | San José State | 8 | 15 | .348 |
| 10. | New Mexico | 10 | 25 | .286 |
| 11. | Hawai'i | 6 | 18 | .250 |
| 12. | UNLV | 4 | 17 | .191 |



/// RANKINGS FOR 2020 SEASON ///

TEAM MW NCAA

| | | | |
|---------------------------------|----|-------|-----|
| • Sacks Allowed (1.7) | 3 | | 38 |
| • Rushing Offense (107.7) | 11 | | 109 |
| • Completion % (.522) | 11 | | 113 |
| • Passing Offense (101.7) | 11 | | 120 |
| • Scoring Offense (9.7) | 12 | | 121 |
| • Total Offense (209.3) | 12 | | 122 |
| • Pass Efficiency (80.7) | 12 | | 122 |

| | | | |
|-----------------------------------|----|-------|-----|
| • Sacks (2.7) | 4 | | 39 |
| • Tackles for Loss (7.0) | 5 | | 33 |
| • Pass Eff. Defense (155.7) | 9 | | 96 |
| • Passing Defense (287.7) | 10 | | 105 |
| • Rushing Defense (233.0) | 10 | | 111 |
| • Scoring Defense (38.0) | 11 | | 105 |
| • Total Defense (520.7) | 11 | | 117 |

| | | | |
|------------------------------------|----|-------|-----|
| • Kickoff Return Def. (19.2) | 3 | | 49 |
| • Kickoff Returns (22.2) | 6 | | 37 |
| • Net Punting (39.1) | 6 | | 59 |
| • Punt Returns (1.0) | 11 | | 103 |
| • TO Margin (-1.33) | 12 | | 110 |

INDIVIDUAL AVG. MW NCAA

• Shaq Bond (S)

| | | | | | |
|----------------------|-----|-------|---|-------|----|
| Tackles | 8.7 | | 6 | | 59 |
| Passes Defended | 0.7 | | 8 | | - |

• Cash Gilliam (ILB)

| | | | | | |
|---------------|-----|-------|----|-------|---|
| Tackles | 6.7 | | 18 | | - |
|---------------|-----|-------|----|-------|---|

• Nick Heninger (ILB)

| | | | | | |
|----------------------|-----|-------|---|-------|----|
| Fumbles Forced | 0.3 | | 6 | | 51 |
|----------------------|-----|-------|---|-------|----|

• Zahodri Jackson (CB)

| | | | | | |
|----------------------|-----|-------|----|-------|---|
| Passes Defended | 0.7 | | 8 | | - |
| Tackles | 5.3 | | 37 | | - |

• Stephen Kotsanlee (P)

| | | | | | |
|---------------|------|-------|---|-------|----|
| Punting | 39.6 | | 6 | | 65 |
|---------------|------|-------|---|-------|----|

• Kevin Meitzenheimer (ILB)

| | | | | | |
|---------------|-----|-------|----|-------|---|
| Tackles | 6.3 | | 24 | | - |
|---------------|-----|-------|----|-------|---|

• Jason Shelley (QB)

| | | | | | |
|--------------------|------|-------|----|-------|----|
| Completions | 14.0 | | 9 | | 88 |
| Completion % | .560 | | 9 | | 89 |
| Pass. Eff. | 90.4 | | 10 | | - |
| Passing | 92.0 | | 11 | | - |

• Deven Thompkins (WR)

| | | | | | |
|-----------------------|------|-------|---|-------|----|
| Receptions | 5.7 | | 7 | | 58 |
| Kickoff Returns | 19.5 | | 9 | | 50 |

• AJ Vongphachanh (ILB)

| | | | | | |
|---------------|-----|-------|----|-------|----|
| Tackles | 8.0 | | 8 | | 85 |
| Sacks | 0.7 | | 10 | | 77 |

• Jaylen Warren (RB)

| | | | | | |
|---------------|------|-------|---|-------|---|
| Rushing | 58.0 | | 8 | | - |
|---------------|------|-------|---|-------|---|

LOOKING AT UTAH STATE

• Utah State is 0-3 on the season and in Mountain West play following its 34-9 road loss at Nevada last weekend. Offensively, USU is led by junior QB **Jason Shelley**, who is 42-of-75 (.560) passing for 276 yards (92.0 ypg) with two touchdowns and two interceptions. Senior RB **Jaylen Warren** leads the team in rushing with 116 yards on 30 carries (3.9 ypc/58.0 ypg) with two touchdowns, and junior WR **Deven Thompkins** has a team-best 17 receptions for 122 yards (7.2 ypr/40.7 ypg) and one touchdown. Defensively, senior S **Shaq Bond** leads the team with 23 tackles, which includes 3.0 tackles for loss, while sophomore ILB **AJ Vongphachanh** has 19 tackles, which includes 2.0 sacks. As a team, USU is averaging 9.7 points and 209.3 yards of total offense (107.7 rushing, 101.7 passing), and allowing 38.0 points and 520.7 yards of total offense (233.0 rushing, 287.7 passing).

AGGIES RANK AMONG THE TOP 50 TEAMS IN THE NATION IN 13 CATEGORIES

• Despite being 0-3 on the season, Utah State ranks among the top-50 teams in the nation in 13 different statistical categories. In all, USU is second in the Mountain West and seventh in the nation in fewest penalties per game (3.7), second in the MW and 10th in the nation in fewest penalty yards per game (34.7 ypg), third in the MW and 15th in the nation in fumbles lost with one, first in the MW and 20th in the nation in blocked kicks with one, third in the MW and 22nd in the nation in tackles for loss allowed with 13 (4.33 pg), second in the MW and 31st in the nation in punt return defense (2.20 ypr), seventh in the MW and 32nd in the nation in turnovers lost with four (3 interceptions, 1 fumble), fifth in the MW and 33rd in the nation in tackles for loss with 21 (7.0 pg), sixth in the MW and 37th in the nation in kickoff returns (22.2 ypr), third in the MW and 38th in the nation in sacks allowed with five (1.67 pg), fourth in the MW and 39th in the nation in sacks with eight (2.67 pg), third in the MW and 49th in the nation in kickoff return defense (19.2 ypr), and 12th in the MW and 49th in the nation in first downs allowed (19.2 pg).

UTAH STATE 38TH IN THE NATION IN SACKS ALLOWED

• Utah State is third in the Mountain West and 38th in the nation in sacks allowed with five (1.7 pg), 11th in the MW in rushing offense (107.7 ypg), 11th in the MW in completion percentage (.522), 11th in the MW in passing offense (101.7 ypg), 12th in the MW in scoring offense (9.7 ypg), 12th in the MW in total offense (209.3 ypg) and 12th in the MW in passing efficiency (80.7).

• Utah State's offense is also eighth in the Mountain West and 97th in the nation in third downs with a conversion percentage of 33.3 (17-of-51), and sixth in the MW and 52nd in the nation in fourth downs with a conversion percentage of 760.0 (3-of-5).

• Utah State has scored touchdowns on all three of its red zone opportunities this season.

UTAH STATE 33RD IN THE NATION IN TACKLES FOR LOSS

• Utah State is fifth in the MW and 33rd in the nation in tackles for loss with 21 (7.0 pg), fourth in the MW and 39th in the nation in sacks with eight (2.7 pg), ninth in the MW and 96th in the nation in passing efficiency defense (155.7), 10th in the MW in passing defense (287.7 ypg), 10th in the MW in rushing defense (233.0 ypg), 11th in the MW in scoring defense (38.0 ypg) and 11th in the MW in total defense (520.7 ypg).

UTAH STATE SEVENTH IN THE NATION IN FEWEST PENALTIES PER GAME

• Utah State is second in the Mountain West and seventh in the nation in fewest penalties per game (3.7), and second in the MW and 10th in the nation in fewest penalty yards per game (34.7 ypg).

UTAH STATE 37TH IN THE NATION IN KICKOFF RETURN DEFENSE

• Utah State is sixth in the Mountain West and 37th in the nation in kickoff return defense (19.2 ypr), third in the MW and 49th in the nation in kickoff returns (22.2 ypr), sixth in the MW and 59th in the nation in net punting (39.1 ypr), and 11th in the MW in punt returns (1.0 ypr).

AGGIES 15TH IN THE NATION IN TURNOVERS FORCED IN 2019

• Utah State has not forced a turnover through three games this season, but forced 24 turnovers (13 fumbles, 11 interceptions) last year to rank second in the Mountain West and 15th in the nation. USU also ranked first in the MW and fifth nationally with its 13 fumble recoveries (1.0 pg), and fifth in the MW and 46th in the nation with its 11 interceptions. Overall, USU has forced three or more turnovers in 26 of its last 79 games and has scored 24 defensive touchdowns in its last 88 games.

• Since the 2014 season, Utah State has forced 147 turnovers, which is the second-most in the Mountain West behind San Diego State (156).

AGGIES IN THE MOUNTAIN WEST AND NCAA RANKINGS

• Senior RB **Jaylen Warren** is eighth in the Mountain West in rushing (58.0 ypg). Senior S **Shaq Bond** is sixth in the MW and 59th in the nation in tackles (8.7 pg), and eighth in the MW in passes defended with two (0.7 pg). Senior OLB **Nick Heninger** is sixth in the MW and 51st in the nation in forced fumbles with one (0.3 pg). Freshman P **Stephen Kotsanlee** is sixth in the MW and 65th in the nation in punting (39.6 ypg). Junior WR **Deven Thompkins** is seventh in the MW and 58th in the nation in receptions (5.7 pg), and ninth in the MW and 50th in the nation in kickoff returns (19.5 ypr). Sophomore ILB **AJ Vongphachanh** is eighth in the MW and 85th in the nation in tackles (8.0 pg), and 10th in the MW and 77th in the nation in sacks with two (0.67 pg). Junior CB **Zahodri Jackson** is eighth in the MW in passes defended with two (0.7 pg) and 37th in the MW in tackles (5.3 pg). Junior QB **Jason Shelley** is ninth in the MW and 88th in the nation in completions (14.0 pg), ninth in the MW and 89th in the nation in completion percentage (.560), 10th in the MW in passing efficiency (90.4) and 11th in the MW in passing (92.0 ypg). Senior ILB **Cash Gilliam** is 18th in the MW in tackles (6.7 pg). And, senior ILB **Kevin Meitzenheimer** is 24th in the MW in tackles (6.3 pg).



SCARVER SETS SCHOOL RECORD WITH FIFTH-CAREER KICKOFF RETURN FOR TD

• Senior WR **Savon Scarver** returned his fifth-career kickoff for a touchdown against Nevada on Oct. 19, 2019, to set the school record that was held by **Kevin Robinson** (2004-07), who returned four kickoffs for touchdowns during his career. Scarver, who has three-career 100-yard kickoff returns, also had a kickoff return for touchdown against Colorado State last season.

• Scarver's five kickoff returns for touchdown are tied for the second-most in Mountain West history with New Mexico's Carlos Wiggins (2012-15). The MW record is seven kickoff returns for touchdown set by San Diego State's Rashaad Penny (2014-17). Furthermore, Scarver's two kickoff returns for touchdown last season are tied for the fourth-most in a single season in MW history as the record is three held by Penny (2015), Wiggins (2013) and Hawaii's Mike Edwards III (2012).

• The NCAA record for kickoff returns for touchdowns in a career is seven set by four players, while Scarver's five kickoff returns for touchdowns is tied for the ninth-most in NCAA history.

• Scarver's 100-yard kickoff return against Nevada and Colorado State last season is tied for the third-longest in school history and marks the 22nd and 23rd time in Mountain West history that a kickoff has been returned 100 yards.

• Of his five career kickoff returns for touchdowns, three have been from 100 yards, while the others were from 99 and 96 yards, respectively.

AGGIES START SEASON WITH NEW COORDINATORS FOR THIRD-STRAIGHT YEAR

• Utah State has new offensive, defensive and special teams coordinators this season as **Bodie Reeder** replaces **Mike Sanford** as the offensive coordinator, while **Stacy Collins** and **Frank Maile** replace **Justin Ena** as the defensive coordinator, and **Roc Bellantoni** replaces Collins as the special teams coordinator. In fact, it will be the third-straight year that USU has new coordinators on offense, defense and special teams.

• Utah State has had a different defensive coordinator in each of its last four seasons and a different special teams coordinator in each of its last six seasons. The last time USU had the same defensive coordinator for multiple years was **Todd Orlando** (2013-14), while its last special teams coordinator to coach multiple seasons was **Dave Ungerer** (2013-15). Ironically, USU has had the same offensive coordinator for multiple seasons twice during the past eight seasons with **David Yost** (2017-18) and **Kevin McGiven** (2013-14).

• Overall, Utah State is one of three FBS schools to have new coordinators on offense, defense and special teams in each of the past three seasons, along with Appalachian State and West Virginia.

COVID-19 IMPACT ON 2020 SCHEDULE

• Due to COVID-19, Utah State began the 2020 season with a league game for the first time since 1995 and for just the sixth time since 1938. Furthermore, its eight-game schedule is its fewest since it played seven games in 1945.

• Utah State's Oct. 24 opener was its latest start to a season since 1906, when that team's first game was on Nov. 3. In fact, the last time USU started a season in October prior to this year was in 1944, when its first game was on Oct. 14.

• Utah State's Oct. 31 date for its home opener was its latest in 91 years as the last time USU had a later home opener was in 1929, when that team played its first home game on Nov. 9. Overall, USU's home opener this year is its fourth-latest start dating back to 1900 (11/9/1929, 11/26/1904, 11/17/1900).

• The last time Utah State's first home game was in October was in 1986, when it began its home season with a 42-9 win against New Mexico State on Oct. 4. Dating back to World War II and the 1944 season, USU has started its home schedule in October nine times (1944, 1954, 1960, 1963, 1966, 1967, 1974, 1986, 2020).

• Utah State's non-conference game with BYU, which was scheduled for Oct. 2, was canceled. The last time USU did not play the Cougars was during the 2007 season. In fact, BYU and USU played one another for 55 straight years between 1946 and 2002 before the series had a three-year hiatus.

• Utah State is not playing a Power 5 opponent for the first time since 1995. USU was scheduled to host Washington State on Sept. 3 and play at Washington on Sept. 19 this fall.

DID YOU KNOW?

• Utah State has five players on its current roster who transferred from Power 5 programs in senior PK **Nels Haltom** (Utah), senior OLB **Nick Heninger** (Utah), senior RB **Devonta'e Henry-Cole** (Utah), senior DL **Marcus Moore** (UCLA) and junior QB **Jason Shelley** (Utah). USU has three more players on its roster that began their careers at Power 5 programs as senior ILB **Cash Gilliam** and senior DL **Jaylin Bannerman** both began their collegiate careers at Kentucky, while sophomore WR **Justin McGriff** began his collegiate career at Nebraska.

• Utah State has seven players on its current roster that began their careers as walk-ons and went on to earn scholarships in senior WR **Taylor Compton**, senior graduate transfer OLB **Nick Heninger**, senior LB **Eric Munoz**, senior LS **Brandon Pada**, senior DL **Jake Pitcher**, senior WR **Derek Wright** and sophomore OL **Karter Shaw**. Furthermore, senior P **Christopher Bartolic** is currently a walk-on.

/// 2020 PRESEASON HONORS ///**Demytrick Ali'ifua, Sr., OL**

Phil Steele Magazine Third-Team All-Mountain West.

Shaq Bond, Sr., S

Phil Steele Magazine Second-Team All-Mountain West; Athlon Sports Second-Team All-Mountain West.

Alfred Edwards, Jr., OL

Athlon Sports Fourth-Team All-Mountain West.

Andy Koch, So., OL

Phil Steele Magazine Fourth-Team All-Mountain West.

Troy Lefeged Jr., Sr., S

Phil Steele Magazine Third-Team All-Mountain West; Athlon Sports Third-Team All-Mountain West.

Kevin Meitzenheimer, Sr., ILB

Phil Steele Magazine Fourth-Team All-Mountain West; Athlon Sports Fourth-Team All-Mountain West.

Jordan Nathan, Sr., WR

Athlon Sports Third-Team All-Mountain West All-Purpose; Athlon Sports Fourth-Team All-Mountain West Punt Returner.

Brandon Pada, Sr., LS

Phil Steele Magazine Fourth-Team All-Mountain West.

Savon Scarver, Sr., WR

Athlon Sports Third-Team All-American Kick Returner; Mountain West Special Teams Player of the Year; College Football America (CFA) Yearbook Group of 5 Preseason Starting Lineup Kick Returner; Mountain West All-Conference Team Kick Returner; Phil Steele Magazine First-Team All-Mountain West Kick Returner; Athlon Sports First-Team All-Mountain West Kick Returner.

Karter Shaw, So., OL

Athlon Sports Fourth-Team All-Mountain West.

Justus Te'i, Sr., DL

Phil Steele Magazine Fourth-Team All-Mountain West; Athlon Sports Fourth-Team All-Mountain West; Wuerffel Trophy Watch List.

Deven Thompkins, Jr., WR

Phil Steele Magazine Fourth-Team All-Mountain West; Paul Hornung Award Watch List.

Jaylen Warren, Sr., RB

Phil Steele Magazine Fourth-Team All-Mountain West; Doak Walker Award Watch List.



/// WHAT'S BACK IN 2020 ///

| OFFENSE | STAT | RETURN | PCT. |
|-----------------|-------|--------|------|
| • Pass Att. | 504 | 2 | 0.1 |
| • Pass Comp. | 315 | 2 | 0.1 |
| • Pass Yds. | 3,628 | 5 | 0.1 |
| • Pass TDs | 22 | 0 | 0.0 |
| • Receptions | 315 | 171 | 54.3 |
| • Rec. Yds. | 3,628 | 1,905 | 52.5 |
| • Rec. TDs | 22 | 7 | 31.8 |
| • Rush Att. | 461 | 128 | 27.8 |
| • Rush Yds. | 1,979 | 769 | 38.9 |
| • Rush TDs | 18 | 8 | 44.4 |
| • Total Offense | 5,607 | 774 | 13.8 |
| • Total TDs | 45 | 19 | 42.2 |

| DEFENSE | STAT | RETURN | PCT. |
|---------------------|-------|--------|------|
| • Tackles | 1,041 | 573 | 55.0 |
| • Tackles for Loss | 70.0 | 33.5 | 47.9 |
| • Sacks | 24.0 | 9.5 | 40.0 |
| • QB Hurries | 30 | 13 | 43.3 |
| • Interceptions | 11 | 8 | 72.7 |
| • Pass Breakups | 52 | 28 | 53.8 |
| • Forced Fumbles | 17 | 9 | 52.9 |
| • Fumble Recoveries | 13 | 7 | 53.8 |
| • Blocks | 1 | 0 | 0.0 |

• Utah State returns 11 of its 22 starters from 2019, with six on offense and five on defense. In addition, the Aggies return two of their specialists from last season in their long snapper and punter. Overall, USU returns 38 letterwinners from a year ago, with 17 on offense, 19 on defense and two specialists.

/// ROCKY MOUNTAIN HIGH ///

• There are nine Division I schools that are located in cities with an elevation of at least 4,000 feet above sea level and Utah State ranks sixth on the list with an elevation of 4,710 feet. USU is the fifth-highest Mountain West school. During the 2020 season, the Aggies will play at three other locations on the list (Colorado State, Nevada, Wyoming), giving USU seven games this season at 4,000 feet above sea level.

| School | Elevation |
|----------------------|--------------|
| 1. Wyoming | 7,220 |
| 2. Air Force | 6,620 |
| 3. Colorado | 5,360 |
| 4. Colorado State | 5,190 |
| 5. New Mexico | 5,100 |
| 6. UTAH STATE | 4,710 |
| 7. BYU | 4,630 |
| 8. Nevada | 4,610 |
| 9. Utah | 4,357 |



WHAT'S RETURNING IN 2020

• Utah State returns 11 starters (O-6, D-5) as part of 38 letterwinners (O-17, D-19, S-2) from last year's team that finished with a 7-6 record and played in its 14th bowl game in school history in the Tropical Smoothie Cafe Frisco Bowl. USU concluded Mountain West play with a 6-2 record to finish third in the Mountain Division.

• Highlighting Utah State's returners in 2020 is senior WR **Savon Scarver**, who is just the third consensus All-American in school history. Scarver was named a first-team All-American from the Walter Camp Football Foundation, the Football Writers Association of America and *Phil Steele's Magazine*, and earned second-team All-American honors from the American Football Coaches Association as a kick returner following his sophomore season in 2018. Scarver was also named first-team all-Mountain West as a kick returner as both a sophomore and junior in 2018 and 2019, respectively. USU also returns senior S **Shaq Bond**, who earned honorable mention all-Mountain West honors a season ago.

• Other starters returning for Utah State in 2020 include senior OL **Demytrick Ali'ifua**, senior S **Troy Lefeged Jr.**, senior LB **Kevin Meitzenheimer**, senior WR **Jordan Nathan**, senior DL **Justus Te'i**, senior TE **Carson Terrell**, junior OL **Alfred Edwards**, junior CB **Andre Grayson**, junior WR **Deven Thompkins** and sophomore OL **Karter Shaw**.

WHAT UTAH STATE MUST REPLACE FROM 2019

• Utah State must replace 11 starters, including eight players who earned various all-Mountain West honors in 2019, including PK **Dominik Eberle** and LB **David Woodward**, who both earned first-team honors, and DE **Tipa Galeai** and WR **Siaosi Mariner**, who were both named to the second-team, while RB **Gerold Bright**, QB **Jordan Love**, TE **Caleb Repp** and DT **Christopher Unga** were all named to the honorable mention team. USU also must replace DL **Devon Anderson**, OL **Kyler Hack**, CB **Cameron Haney**, OL **Ty Shaw** and CB **DJ Williams**.

RETURNING STATISTICAL LEADERS IN 2020

| Category | Top Returnees | Notable Losses |
|-------------|--|---|
| Rushing | RB Jaylen Warren (112-569, 5 TD) | RB Gerold Bright (182-921, 9 TD) |
| | QB Andrew Peasley (3-83, 1 TD) | QB Jordan Love (81-175) |
| | WR Deven Thompkins (6-77, 1 TD) | RB Riley Burt (26-89) |
| | WR Jordan Nathan (7-40, 1 TD) | RB Enoch Nawahine (16-53) |
| Passing | QB Andrew Peasley (2-2-0, 5 yds) | QB Henry Colombi (14-31, 1 TD) |
| | | QB Jordan Love (293-473-17, 3,402 yds, 20 TD) |
| Receiving | WR Jordan Nathan (56-581, 1 TD) | QB Henry Colombi (20-29-1, 221 yds, 2 TD) |
| | WR Deven Thompkins (40-536, 4 TD) | WR Siaosi Mariner (63-987, 10 TD) |
| | WR Savon Scarver (24-271) | TE Caleb Repp (36-455, 4 TD) |
| | RB Jaylen Warren (15-182) | RB Gerold Bright (35-230, 1 TD) |
| | WR Taylor Compton (14-121) | |
| | TE Carson Terrell (13-84) | |
| Scoring | WR Derek Wright (7-102, 2 TD) | |
| | WR Deven Thompkins (6 TD, 36 pts.) | K Dominik Eberle (45 PAT, 21 FG, 108 pts.) |
| | RB Jaylen Warren (5 TD, 30 pts.) | WR Siaosi Mariner (10 TD, 60 pts.) |
| | WR Derek Wright (2 TD, 12 pts.) | RB Gerold Bright (10 TD, 60 pts.) |
| | WR Savon Scarver (2 TD, 12 pts.) | TE Caleb Repp (4 TD, 24 pts.) |
| Tackles | WR Jordan Nathan (2 TD, 12 pts.) | |
| | S Troy Lefeged Jr. (104, 6.0 TFL, 2.0 sacks) | LB David Woodward (93, 5.0 TFL, 2.0 sacks) |
| | LB Kevin Meitzenheimer (89, 2.5 TFL) | CB DJ Williams (72, 3.5 TFL) |
| | S Shaq Bond (83, 3.5 TFL) | DE Tipa Galeai (55, 9.0 TFL, 5.0 sacks) |
| | DE Justus Te'i (51, 5.5 TFL, 1.5 sacks) | DT Christopher Unga (47, 3.0 TFL, 2.0 sacks) |
| | CB Andre Grayson (47, 2.0 TFL, 1.0 sacks) | DE Jacoby Wildman (44, 6.0 TFL, 2.0 sacks) |
| | LB Eric Munoz (36, 2.0 TFL) | DT Devon Anderson (42, 7.0 TFL, 2.0 sacks) |
| INTs | DE Nick Heninger (32, 9.5 TFL, 5.0 sacks) | CB Cameron Haney (37, 1.0 TFL, 1.0 sacks) |
| | S Shaq Bond (3) | CB DJ Williams (2) |
| | LB Eric Munoz (2) | CB Cameron Haney (1) |
| | CB Andre Grayson (1) | |
| | CB Cam Lampkin (1) | |
| Punting | LB Kevin Meitzenheimer (1) | |
| | P Christopher Bartolic (44, 40.9 avg.) | P Pierce Callister (18, 38.2 avg.) |
| Field Goals | P Aaron Dalton (97, 39.0 avg.) | PK Dominik Eberle (21-24) |
| | | PK Dominik Eberle (45-45) |
| PAT's | None | |



AGGIES CURRENTLY IN THE NFL

• Utah State currently has 13 players on NFL rosters and has had 13 players drafted into the NFL in the past 10 years. Former Aggies currently in the NFL include CB **Jalen Davis** (Cincinnati Bengals), PK **Dominik Eberle** (Las Vegas Raiders), LB **Kyler Fackrell** (New York Giants), LB **Tipa Galeai** (Green Bay Packers), OG **Tyler Larsen** (Carolina Panthers), CB **Nevin Lawson** (Las Vegas Raiders), SS **Dallin Leavitt** (Las Vegas Raiders), QB **Jordan Love** (Green Bay Packers), TE **Dax Raymond** (Green Bay Packers), LS **Patrick Scales** (Chicago Bears), RB **Darwin Thompson** (Kansas City Chiefs), LB **Nick Vigil** (Los Angeles Chargers) and LB **Bobby Wagner** (Seattle Seahawks).

AGGIES WHO HAVE SERVED LDS CHURCH MISSIONS

• Utah State has 16 players on its 2020 roster who have served missions for The Church of Jesus Christ of Latter-day Saints in redshirt freshman OL **Josh Bowcut**, senior WR **Taylor Compton**, senior DL **Ritisoni Fata**, sophomore DL **James Hansen**, senior OLB **Nick Heninger**, freshman OL **Sage Hill**, freshman OLB **Mata Hola**, senior TE **Moses Manu**, sophomore OL **Wade Meacham**, sophomore TE **Bryce Mortenson**, freshman WR **London Rockwood**, freshman TE **Josh Sterzer**, freshman OLB **Izzy Vaifo'ou**, redshirt freshman WR **Kyle Van Leeuwen**, freshman S **Crew Wakley** and redshirt freshman OL **Logan Wood**.

AGGIES WHO ARE MARRIED

• Utah State has eight players on its 2020 roster who are married in senior OL **Demytrick Ali'ifua**, redshirt freshman DL **Josh Bowcut**, redshirt freshman DL **Aaron Bredsguard**, sophomore TE **Bryce Mortenson**, senior DL **Jake Pitcher**, junior WR **Deven Thompkins**, freshman S **Crew Wakley** and senior WR **Derek Wright**.

POSITION CHANGES AND NUMBER CHANGES

• Utah State had a number of players change positions and/or numbers from last season. Senior P **Christopher Bartolic** changed his jersey from No. 98 to No. 40. Senior WR **Sean Carter** changed his jersey from No. 19 to No. 80. Senior **Cash Gilliam** changed positions from safety to inside linebacker. Senior LS **Brandon Pada** changed his jersey from No. 57 to No. 44. Senior WR **Derek Wright** changed his jersey from No. 83 to No. 18. Sophomore OL **Heneli Bloomfield** changed his last name from Avendano. Sophomore CB **Cam Lampkin** changed his jersey from No. 18 to No. 6. Redshirt freshman **Josh Bowcut** changed positions from defensive line to offensive line. And, redshirt freshman QB **Josh Calvin** changed his jersey from No. 7 to No. 3. Redshirt freshman WR **Kyle Van Leeuwen** changed his jersey from No. 84 to No. 19.

/// AGGIES IN THE NFL ///

| | |
|----------------------|----------------------|
| Jalen Davis (CB) | Cincinnati Bengals |
| Dominik Eberle (PK) | Las Vegas Raiders |
| Kyler Fackrell (LB) | New York Giants |
| Tipa Galeai (LB) | Green Bay Packers |
| Tyler Larsen (OG) | Carolina Panthers |
| Nevin Lawson (CB) | Las Vegas Raiders |
| Dallin Leavitt (S) | Las Vegas Raiders |
| Jordan Love (QB) | Green Bay Packers |
| Dax Raymond (TE) | Green Bay Packers |
| Patrick Scales (LS) | Chicago Bears |
| Darwin Thompson (RB) | Kansas City Chiefs |
| Nick Vigil (LB) | Los Angeles Chargers |
| Bobby Wagner (LB) | Seattle Seahawks |

/// AGGIES IN THE NFL DRAFT ///**2011 NFL DRAFT**

| | |
|----------------------------|-----------|
| Curtis Marsh, Philadelphia | 3rd Round |
|----------------------------|-----------|

2012 NFL DRAFT

| | |
|--------------------------|-----------|
| Bobby Wagner, Seattle | 2nd Round |
| Robert Turbin, Seattle | 4th Round |
| Michael Smith, Tampa Bay | 7th Round |

2013 NFL DRAFT

| | |
|--------------------------------|-----------|
| Will Davis, Miami | 3rd Round |
| Kerwynn Williams, Indianapolis | 7th Round |

2014 NFL DRAFT

| | |
|------------------------------|-----------|
| Maurice Alexander, St. Louis | 4th Round |
| Nevin Lawson, Detroit | 4th Round |

2016 NFL DRAFT

| | |
|---------------------------|-----------|
| Nick Vigil, Cincinnati | 3rd Round |
| Kyler Fackrell, Green Bay | 3rd Round |

2017 NFL DRAFT

| | |
|-------------------------|-----------|
| Devante Mays, Green Bay | 7th Round |
|-------------------------|-----------|

2019 NFL DRAFT

| | |
|------------------------------|-----------|
| Darwin Thompson, Kansas City | 6th Round |
|------------------------------|-----------|

2020 NFL DRAFT

| | |
|------------------------|-----------|
| Jordan Love, Green Bay | 1st Round |
|------------------------|-----------|





FRANK MAILE

- **Interim Head Coach / Co-Defensive Coordinator / Defensive Line**
- **Utah State, 2007**
- **10th Year at Utah State**
- **12th Year as a Collegiate Coach**



/// THE MAILE FILE ///

COACHING EXPERIENCE

| | |
|---------|---|
| 2020 | Utah State – Interim Head Coach |
| 2020 | Utah State – Asst. HC/Co-Def. Coord./DL |
| 2019 | Utah State – Assistant Head Coach/TE |
| 2018 | Utah State – Interim Head Coach |
| 2016-18 | Utah State – Asst. HC/Co-Def. Coord./DL |
| 2014-15 | Vanderbilt – Defensive Line |
| 2011-13 | Utah State – Defensive Line |
| 2009-10 | Utah State – Defensive GA |

BOWL GAMES (6)

Utah State (6) – Frisco, 2019; New Mexico, 2018; NOVA Home Loans Arizona, 2017; Poinsettia Bowl, 2013; Famous Idaho Potato Bowl, 2012; Famous Idaho Potato Bowl, 2011

CONFERENCE CHAMPIONSHIPS (1)

Utah State (1) - WAC, 2012

PLAYING EXPERIENCE

2004-07 Utah State – Defensive Lineman

EDUCATION

| | |
|------|--|
| 2010 | Utah State – Education (M.Ed.) |
| 2007 | Utah State – Interdisciplinary Studies |

FAMILY

Wife, Heather; Sons, Maximus, Samson, Titan; Daughter, Cecilia



Frank Maile, a 2007 Utah State graduate, is in his second stint as the program's interim head coach, also serving in that capacity in the final game of the 2018 season.

Maile, who began the 2020 season as the Aggies' assistant head coach, also serves as co-defensive coordinator and defensive line coach. Overall, Maile has spent 10 years on the USU staff, as he was the tight ends coach in 2019, co-defensive coordinator and defensive line coach from 2016-18, the defensive line coach from 2011-13 and a defensive graduate assistant from 2009-10. In all, this is Maile's seventh year coaching the defensive line and fourth year as co-defensive coordinator.

In 2019, Maile (My-leh) helped four offensive players earn all-Mountain West honors, including tight end Caleb Repp, who earned honorable mention honors. Furthermore, USU's offense set school records in passes completed (315) and attempted (504), while its 3,628 passing yards are the second-most.

Maile also helped Utah State to its 14th bowl game all-time in 2019, including its eighth in the past nine seasons, as it played in the Tropical Smoothie Cafe Frisco Bowl.

Maile helped Utah State to one of its most successful seasons in school history in 2018 as the Aggies went 11-2 and tied the school record for wins (11) and home wins (6), while being nationally ranked for six-straight weeks for the first time in school history. USU also set a school record by winning 10 straight games in 2018.

With Maile serving as the interim head coach in 2018, Utah State won its fifth bowl game in school history with a 52-13 victory against North Texas in the New Mexico Bowl and finished the season ranked 22nd in the final Associated Press poll.

During the 2018 season, Maile helped coach an Aggie defense that led the nation in turnovers forced (32), interceptions (22) and three-and-outs forced per game (5.69), while ranking third nationally with six defensive touchdowns.

As Utah State's co-defensive coordinator and defensive line coach in 2018, Maile mentored three Aggies who earned honorable mention all-Mountain West honors in Adeyale Adeoye, Fua Leilua and Christopher Unga.

As Utah State's co-defensive coordinator/defensive line coach in 2017, USU allowed just 182.5 passing yards per game to rank 19th nationally. Furthermore, USU was sixth in the nation with 29 forced turnovers, including tying for second nationally with its 16 forced fumbles, and ranked fourth in the nation with five defensive touchdowns.

During the 2016 season, Utah State allowed just 176.5 passing yards per game to rank 10th nationally. In 2016, Maile coached a pair of Aggies to all-conference honors in Travis Seefeldt (second team) and Ricky Ali'ifua (honorable

mention), who signed an NFL free agent contract with the Kansas City Chiefs and played for the Seattle Seahawks.

Maile also spent two seasons as the defensive line coach at Vanderbilt. In 2015, the Commodores' defense ranked among the top-35 nationally in nine categories, including 28th in total defense (350.5 ypg), 22nd in scoring defense (21.0 ppg) and 33rd in rushing defense (143.2 ypg).

As Utah State's defensive line coach from 2011-13, Maile coached five Aggies to all-conference honors in Levi Koskan (second team), Al Lapuaho (first team), B.J. Larsen (second team), Jordan Nielsen (second team) and AJ Pataiali'i (second team).

During his first three years as defensive line coach, USU posted a 28-13 record and played in three-straight bowl games, winning the 2012 Famous Idaho Potato Bowl and the 2013 San Diego County Credit Union Poinsettia Bowl, and a 2012 Western Athletic Conference title.

During the 2013 season, Maile helped the Aggie defense rank first in the Mountain West and seventh in the nation in scoring, allowing 17.1 points per game, the second-fewest allowed by the Aggies since 1971. USU also ranked first in the MW and eighth in the nation in rushing defense (106.7 ypg), its fewest allowed since 1968, and first in the MW and 12th in the nation in total defense (330.9 ypg).

During the 2012 season, Maile helped Utah State's defense rank among the top-15 in the nation in five categories, including being ranked first in the WAC and seventh in the nation in scoring defense (15.38 ppg), second in the WAC and sixth nationally in sacks (3.23 pg), second in the WAC and 13th in the country in rushing defense (113.77 ypg), and first in the WAC and 15th in the nation in total defense (322.08 ypg).

In 2011, Maile helped Utah State lead the WAC in total defense (366.2 ypg), as well as ranking second in the league in both rushing defense (127.7 ypg) and tackles for loss (5.9 pg).

Maile was a standout defensive lineman for the Aggies from 2004-07, making 21 starts in 42 career games. He posted 71 total tackles with 19.0 tackles for loss and one fumble recovery. In his senior season of 2007 as team captain, Maile accounted for 8.0 tackles for loss, tying for second on the team.

A native of West Valley City, Utah, Maile was a first-team all-state defensive lineman at Alta High School in Sandy, Utah. He served an LDS Church Mission to the Dominican Republic from 2001-03.

Maile earned his bachelor's degree in interdisciplinary studies from Utah State in 2007 and earned his master's in education in 2010.

Maile and his wife, Heather, have three sons, Maximus, Samson and Titan, and a daughter, Cecilia.





◀ **NAVY BLUE
HELMET / NAVY
BLUE JERSEY /
NAVY BLUE
PANTS**

Games: 18
Wins: 14
Losses: 4

2012: vs. Southern Utah (W), vs. Idaho (W)
2013: vs. Weber St. (W), vs. Wyoming (W)
2014: vs. Idaho St. (W), vs. San José St. (W)
2015: vs. Southern Utah (W), vs. BYU (L)
2016: vs. Weber St. (W), vs. SDSU (L), UNM (L)
2017: vs. Idaho St. (W), vs. Hawai'i (W), vs. NMSU (L)
2018: vs. New Mexico St. (W), vs. San José St. (W)
2019: vs. Stony Brook (W), vs. Nevada (W)



◀ **WHITE
HELMET /
WHITE JERSEY /
WHITE PANTS**

Games: 15
Wins: 8
Losses: 7

2012: vs. UNLV (W)
2013: vs. Boise St. (L)
2014: vs. Wake Forest (W), at Boise St. (L)
2015: vs. Colorado St. (W)
2016: vs. Arkansas St. (W), at BYU (L)
2017: vs. BYU (W), at Air Force (L)
2018: vs. Air Force (W), at Hawai'i (W)
2019: at Wake Forest (L), at LSU (L), at New Mexico (W)
2020: at Boise St. (L)



◀ **NAVY BLUE
HELMET / NAVY
BLUE JERSEY /
PEWTER PANTS**

Games: 9
Wins: 6
Losses: 3

2012: vs. Utah (W); vs. Toledo (W)
2013: vs. BYU (L)
2014: vs. Air Force (W)
2015: vs. Wyoming (W)
2016: vs. Air Force (L)
2017: vs. Colorado St. (L)
2018: vs. Tennessee Tech (W)
2019: vs. Wyoming (W)



◀ **NAVY BLUE
HELMET / NAVY
BLUE JERSEY /
WHITE
PANTS**

Games: 8
Wins: 6
Losses: 2

2012: New Mexico St. (W)
2013: vs. Hawai'i (W)
2014: vs. UNLV (W)
2015: vs. Boise St. (W)
2016: vs. Fresno St. (W)
2017: vs. Boise St. (L)
2018: vs. New Mexico (W)
2019: at Air Force (L)



◀ **NAVY BLUE
HELMET / WHITE
JERSEY / NAVY
BLUE PANTS**

Games: 8
Wins: 3
Losses: 5

2012: at BYU (L)
2013: at San José St. (W), vs. No. Illinois (W)
2014: at Wyoming (W)
2015: at New Mexico (L)
2016: at Wyoming (L)
2017: at Wake Forest (L)
2018: at Michigan St. (L)



◀ **WHITE
HELMET / NAVY
BLUE JERSEY /
WHITE PANTS**

Games: 8
Wins: 6
Losses: 2

2012: Texas St. (W)
2013: vs. Colorado St. (W)
2014: vs. New Mexico (W)
2015: vs. Nevada (W), vs. vs. Akron (L)
2018: vs. UNLV (W)
2019: vs. Colorado St. (W)
2020: vs. San Diego St. (L)



◀ **NAVY BLUE
HELMET / WHITE
JERSEY /
PEWTER PANTS**

Games: 7
Wins: 5
Losses: 2

2013: at Air Force (W), at UNLV (W)
2014: at Arkansas St. (L)
2015: at Air Force (L)
2017: at San José St. (W), at New Mexico (W)
2018: at Wyoming (W)



◀ **WHITE
HELMET /
PEWTER
JERSEY /
PEWTER PANTS**

Games: 6
Wins: 4
Losses: 2

2013: at New Mexico (W)
2014: at Hawai'i (W)
2015: at Fresno St. (W)
2016: at Colorado St. (L), at Nevada (L)
2017: at UNLV (W)
2019: at San Diego State (W)



◀ **WHITE
HELMET /
WHITE JERSEY /
BLUE PANTS**

Games: 6
Wins: 1
Losses: 5

2014: at Colorado St. (L)
2015: at San Diego St. (L)
2017: at Wisconsin (L)
2018: at Boise St. (L)
2019: at Fresno St. (W)
2020: at Nevada (L)



◀ **NAVY BLUE
HELMET /
PEWTER
JERSEY /
NAVY BLUE
PANTS**

Games: 5
Wins: 2
Losses: 3

2012: at Wisconsin (L)
2014: at BYU (W), vs. UTEP (W)
2015: at Utah (L)
2016: at Boise St. (L)



◀ **NAVY BLUE
HELMET /
WHITE JERSEY /
WHITE PANTS**

Games: 4
Wins: 3
Losses: 1

2012: at UTSA (W)
2014: at Tennessee (L)
2018: at BYU (W), vs. North Texas (W)



◀ **NAVY BLUE
HELMET /
PEWTER
JERSEY /
PEWTER PANTS**

Games: 4
Wins: 2
Losses: 2

2012: at Colorado St. (W), at Louisiana Tech (W)
2013: at Utah (L), at Fresno St. (L)



◀ **WHITE
HELMET /
WHITE JERSEY /
PEWTER PANTS**

Games: 3
Wins: 1
Losses: 2

2015: at Washington (L)
2016: at USC (L)
2018: at Colorado St. (W)



◀ **WHITE
HELMET /
PEWTER
JERSEY / WHITE
PANTS**

Games: 2
Wins: 1
Losses: 1

2012: at San José State (W)
2013: at USC (L)



◀ **WHITE
HELMET / NAVY
BLUE JERSEY /
NAVY BLUE
PANTS**

Games: 2
Wins: 0
Losses: 1

2017: vs. Wyoming (L)
2019: vs. Boise St. (L)



◀ **BLACK
HELMET /
BLACK JERSEY
/ BLACK
PANTS**

Games: 1
Wins: 0
Losses: 1

2019: vs. BYU (L)



2020 UTAH STATE PLAYER STATS



2 - JOHN GENTRY

RB • 5-10 • 195 • FR-HS
Houston, Texas
(North Shore HS)

CAREER STATS - RUSHING

| Year | G/GS | Rush | Yds | Avg | TD | Long |
|------|------|------|-----|------|----|------|
| 2020 | 3/0 | 1 | 19 | 19.0 | 0 | 19 |

CAREER HIGHS - RUSHING

Rushes: 1, vs. San Diego State (10/31/20)
Rushing Yards: 19, vs. San Diego State (10/31/20)
Long Rush: 19, vs. San Diego State (10/31/20)

CAREER STATS - RECEIVING

| Year | Rec | Yds | Avg | TD | Long |
|------|-----|-----|------|----|------|
| 2020 | 1 | -4 | -4.0 | 0 | 0 |

CAREER HIGHS - RECEIVING

Receptions: 1, vs. San Diego State (10/31/20)
Yards: -4, vs. San Diego State (10/31/20)

GAME-BY-GAME RUSHING

| 2020 | G/GS | Att | Yds | Avg | TD | LG |
|--------|------|-----|-----|------|----|----|
| at BSU | 1/0 | 0 | 0 | 0.0 | 0 | 0 |
| SDSU | 1/0 | 1 | 19 | 19.0 | 0 | 19 |
| at NEV | 1/0 | 0 | 0 | 0.0 | 0 | 0 |
| FS | 0/0 | 0 | 0 | 0.0 | 0 | 0 |
| at WYO | 0/0 | 0 | 0 | 0.0 | 0 | 0 |
| UNM | 0/0 | 0 | 0 | 0.0 | 0 | 0 |
| AFA | 0/0 | 0 | 0 | 0.0 | 0 | 0 |
| at CSU | 0/0 | 0 | 0 | 0.0 | 0 | 0 |

GAME-BY-GAME RECEIVING

| 2020 | Rec | Yds | Avg | TD | LG |
|--------|-----|-----|------|----|----|
| at BSU | 0 | 0 | 0.0 | 0 | 0 |
| SDSU | 1 | -4 | -4.0 | 0 | 0 |
| at NEV | 0 | 0 | 0.0 | 0 | 0 |
| FS | 0 | 0 | 0.0 | 0 | 0 |
| at WYO | 0 | 0 | 0.0 | 0 | 0 |
| UNM | 0 | 0 | 0.0 | 0 | 0 |
| AFA | 0 | 0 | 0.0 | 0 | 0 |
| at CSU | 0 | 0 | 0.0 | 0 | 0 |



3 - TROY LEFEGED JR.

S • 5-11 • 190 • SR-1L
Montgomery Village, Md.
(Avalon HS)
(Fullerton JC)

CAREER STATS - DEFENSE

| Year | G/GS | UA-AT-TT | TFL | Sack | INT | PB | FF | FR |
|-------|-------|-----------|--------|--------|-----|----|----|----|
| 2019 | 13/13 | 49-55-104 | 6.0-24 | 2.0-18 | 0-0 | 4 | 3 | 2 |
| 2020 | 2/2 | 10-3-13 | 0.0-0 | 0.0-0 | 0-0 | 1 | 0 | 0 |
| TOTAL | 15/15 | 59-58-117 | 6.0-24 | 2.0-18 | 0-0 | 5 | 3 | 2 |

CAREER HIGHS - DEFENSE

Tackles: 14, vs. Kent State (12/20/19)
TFL: 3.0, vs. Colorado State (9/28/19)
Sacks: 1.0, two times
PBU: 1, five times
FF: 1, three times
FR: 1, two times

GAME-BY-GAME DEFENSE

| 2020 | G/GS | U-A-T | TFL | Sack | INT | PB | QH | F/R |
|--------|------|--------|-------|-------|-----|----|----|-----|
| at BSU | 0/0 | 0-0-0 | 0.0-0 | 0.0-0 | 0 | 0 | 0 | 0/0 |
| SDSU | 1/1 | 8-1-9 | 0.0-0 | 0.0-0 | 0 | 0 | 0 | 0/0 |
| at NEV | 1/1 | 2-2-4 | 0.0-0 | 0.0-0 | 0 | 1 | 0 | 0/0 |
| FS | 0/0 | 0-0-0 | 0.0-0 | 0.0-0 | 0 | 0 | 0 | 0/0 |
| at WYO | 0/0 | 0-0-0 | 0.0-0 | 0.0-0 | 0 | 0 | 0 | 0/0 |
| UNM | 0/0 | 0-0-0 | 0.0-0 | 0.0-0 | 0 | 0 | 0 | 0/0 |
| AFA | 0/0 | 0-0-0 | 0.0-0 | 0.0-0 | 0 | 0 | 0 | 0/0 |
| at CSU | 0/0 | 0-0-0 | 0.0-0 | 0.0-0 | 0 | 0 | 0 | 0/0 |
| 2019 | G/GS | U-A-T | TFL | Sack | INT | PB | QH | F/R |
| at WF | 1/1 | 5-5-10 | 0.0-0 | 0.0-0 | 0 | 0 | 0 | 0/0 |

| | | | | | | | | |
|---------|-----|--------|--------|--------|---|---|---|-----|
| SB | 1/1 | 1-2-3 | 0.0-0 | 0.0-0 | 0 | 1 | 1 | 0/0 |
| at SDSU | 1/1 | 1-2-3 | 0.0-0 | 0.0-0 | 0 | 0 | 0 | 0/0 |
| CSU | 1/1 | 4-7-11 | 3.0-5 | 1.0-2 | 0 | 1 | 0 | 0/0 |
| at LSU | 1/1 | 5-5-10 | 0.0-0 | 0.0-0 | 0 | 0 | 0 | 1/1 |
| NEV | 1/1 | 2-0-2 | 0.0-0 | 0.0-0 | 0 | 1 | 0 | 0/0 |
| at AFA | 1/1 | 5-3-8 | 0.0-0 | 0.0-0 | 0 | 0 | 0 | 0/0 |
| BYU | 1/1 | 4-5-9 | 0.5-1 | 0.0-0 | 0 | 0 | 0 | 0/0 |
| at FS | 1/1 | 5-2-7 | 0.0-0 | 0.0-0 | 0 | 0 | 0 | 0/0 |
| WYO | 1/1 | 5-7-12 | 2.0-17 | 1.0-16 | 0 | 1 | 0 | 1/1 |
| BSU | 1/1 | 2-6-8 | 0.0-0 | 0.0-0 | 0 | 0 | 0 | 0/0 |
| at UNM | 1/1 | 3-4-7 | 0.0-0 | 0.0-0 | 0 | 0 | 0 | 0/0 |
| vs. KSU | 0/0 | 0-0-0 | 0.0-0 | 0.0-0 | 0 | 0 | 0 | 0/0 |



4 - SHAQ BOND

S • 5-10 • 190 • SR-2L
Decatur, Ill.
(MacArthur HS)
(Southwestern JC)

CAREER STATS - DEFENSE

| Year | G/GS | UA-AT-TT | TFL | Sack | INT | PB | FF | FR |
|-------|-------|-----------|--------|-------|-------|----|----|----|
| 2018 | 8/8 | 25-12-37 | 3.0-4 | 0.0-0 | 1-100 | 6 | 0 | 0 |
| 2019 | 13/13 | 46-37-83 | 3.5-6 | 0.0-0 | 3-82 | 5 | 1 | 0 |
| 2020 | 3/3 | 20-6-26 | 3.0-10 | 0.0-0 | 0-0 | 2 | 0 | 0 |
| TOTAL | 24/24 | 91-55-146 | 9.5-20 | 0.0-0 | 4-182 | 13 | 1 | 0 |

CAREER HIGHS - DEFENSE

Tackles: 12, two times
TFL: 2.0, at Nevada (11/5/20)
INT: 1, four times
TD: 1, two times
PBU: 2, two times
FF: 1, vs. BYU (11/2/19)
QBH: 2, two times

GAME-BY-GAME DEFENSE

| 2020 | G/GS | U-A-T | TFL | Sack | INT | PB | QH | F/R |
|--------|------|--------|-------|-------|-----|----|----|-----|
| at BSU | 1/1 | 3-1-4 | 0.0-0 | 0.0-0 | 0 | 0 | 0 | 0/0 |
| SDSU | 1/1 | 9-3-12 | 1.0-2 | 0.0-0 | 0 | 0 | 0 | 0/0 |
| at NEV | 1/1 | 8-2-10 | 2.0-8 | 0.0-0 | 0 | 0 | 0 | 0/0 |
| FS | 0/0 | 0-0-0 | 0.0-0 | 0.0-0 | 0 | 0 | 0 | 0/0 |
| at WYO | 0/0 | 0-0-0 | 0.0-0 | 0.0-0 | 0 | 0 | 0 | 0/0 |
| UNM | 0/0 | 0-0-0 | 0.0-0 | 0.0-0 | 0 | 0 | 0 | 0/0 |
| AFA | 0/0 | 0-0-0 | 0.0-0 | 0.0-0 | 0 | 0 | 0 | 0/0 |
| at CSU | 0/0 | 0-0-0 | 0.0-0 | 0.0-0 | 0 | 0 | 0 | 0/0 |

| 2019 | G/GS | U-A-T | TFL | Sack | INT | PB | QH | F/R |
|---------|------|--------|-------|-------|-----|----|----|-----|
| at WF | 1/1 | 5-3-8 | 0.0-0 | 0.0-0 | 0 | 2 | 1 | 0/0 |
| SB | 1/1 | 3-1-4 | 0.0-0 | 0.0-0 | 0 | 0 | 0 | 0/0 |
| at SDSU | 1/1 | 6-2-8 | 1.5-2 | 0.0-0 | 1 | 1 | 0 | 0/0 |
| CSU | 1/1 | 0-4-4 | 0.0-0 | 0.0-0 | 0 | 0 | 0 | 0/0 |
| at LSU | 1/1 | 3-2-5 | 0.0-0 | 0.0-0 | 0 | 0 | 0 | 0/0 |
| NEV | 1/1 | 2-1-3 | 0.0-0 | 0.0-0 | 1 | 1 | 0 | 0/0 |
| at AFA | 1/1 | 6-6-12 | 1.0-3 | 0.0-0 | 0 | 0 | 0 | 0/0 |
| BYU | 1/1 | 2-4-6 | 0.0-0 | 0.0-0 | 0 | 0 | 0 | 1/0 |
| at FS | 1/1 | 5-1-6 | 1.0-1 | 0.0-0 | 0 | 1 | 0 | 0/0 |
| WYO | 1/1 | 2-3-5 | 0.0-0 | 0.0-0 | 1 | 0 | 0 | 0/0 |
| BSU | 1/1 | 4-1-5 | 0.0-0 | 0.0-0 | 0 | 0 | 1 | 0/0 |
| at UNM | 1/1 | 3-6-9 | 0.0-0 | 0.0-0 | 0 | 0 | 0 | 0/0 |
| vs. KSU | 1/1 | 5-3-8 | 0.0-0 | 0.0-0 | 0 | 0 | 0 | 0/0 |

| 2018 | G/GS | U-A-T | TFL | Sack | INT | PB | QH | F/R |
|---------|------|-------|-------|-------|-----|----|----|-----|
| at MSU | 1/1 | 5-4-9 | 0.0-0 | 0.0-0 | 0 | 1 | 0 | 0/0 |
| NMSU | 1/1 | 1-0-1 | 0.0-0 | 0.0-0 | 0 | 1 | 0 | 0/0 |
| TTU | 1/1 | 2-1-3 | 1.0-2 | 0.0-0 | 0 | 1 | 0 | 0/0 |
| AFA | 1/1 | 3-4-7 | 0.0-0 | 0.0-0 | 0 | 1 | 0 | 0/0 |
| at BYU | 1/1 | 4-0-4 | 0.0-0 | 0.0-0 | 0 | 0 | 0 | 0/0 |
| UNLV | 1/1 | 5-1-6 | 1.0-1 | 0.0-0 | 0 | 0 | 0 | 0/0 |
| at WYO | 1/1 | 2-2-4 | 1.0-1 | 0.0-0 | 0 | 0 | 0 | 0/0 |
| UNM | 1/1 | 3-0-3 | 0.0-0 | 0.0-0 | 1 | 1 | 0 | 0/0 |
| at UH | 0/0 | 0-0-0 | 0.0-0 | 0.0-0 | 0 | 0 | 0 | 0/0 |
| SJSU | 0/0 | 0-0-0 | 0.0-0 | 0.0-0 | 0 | 0 | 0 | 0/0 |
| at CSU | 0/0 | 0-0-0 | 0.0-0 | 0.0-0 | 0 | 0 | 0 | 0/0 |
| at BSU | 0/0 | 0-0-0 | 0.0-0 | 0.0-0 | 0 | 0 | 0 | 0/0 |
| vs. UNT | 0/0 | 0-0-0 | 0.0-0 | 0.0-0 | 0 | 0 | 0 | 0/0 |



5 - CASH GILLIAM

ILB • 5-11 • 215 • SR-1L
Dayton, Ohio
(Wayne HS)
(Arizona Western JC)

CAREER STATS - DEFENSE

| Year | G/GS | UA-AT-TT | TFL | Sack | INT | PB | FF | FR |
|-------|------|----------|--------|-------|-----|----|----|----|
| 2019 | 9/2 | 7-8-15 | 1.5-4 | 0.0-0 | 0-0 | 0 | 1 | 0 |
| 2020 | 3/2 | 7-13-20 | 2.5-6 | 1.0-3 | 0-0 | 0 | 0 | 0 |
| TOTAL | 12/4 | 14-21-35 | 4.0-10 | 1.0-3 | 0-0 | 0 | 1 | 0 |

CAREER HIGHS - DEFENSE

Tackles: 11, vs. San Diego State (10/31/20)
TFL: 2.0, vs. San Diego State (10/31/20)
Sacks: 0.5, two times
FF: 1, vs. Stony Brook (9/7/19)

GAME-BY-GAME DEFENSE

| 2020 | G/GS | U-A-T | TFL | Sack | INT | PB | QH | F/R |
|--------|------|--------|-------|-------|-----|----|----|-----|
| at BSU | 1/1 | 5-3-8 | 0.5-1 | 0.5-1 | 0 | 0 | 0 | 0/0 |
| SDSU | 1/1 | 2-9-11 | 2.0-5 | 0.5-2 | 0 | 0 | 0 | 0/0 |
| at NEV | 1/0 | 0-1-1 | 0.0-0 | 0.0-0 | 0 | 0 | 0 | 0/0 |
| FS | 0/0 | 0-0-0 | 0.0-0 | 0.0-0 | 0 | 0 | 0 | 0/0 |
| at WYO | 0/0 | 0-0-0 | 0.0-0 | 0.0-0 | 0 | 0 | 0 | 0/0 |
| UNM | 0/0 | 0-0-0 | 0.0-0 | 0.0-0 | 0 | 0 | 0 | 0/0 |
| AFA | 0/0 | 0-0-0 | 0.0-0 | 0.0-0 | 0 | 0 | 0 | 0/0 |
| at CSU | 0/0 | 0-0-0 | 0.0-0 | 0.0-0 | 0 | 0 | 0 | 0/0 |

| 2019 | G/GS | U-A-T | TFL | Sack | INT | PB | QH | F/R |
|---------|------|-------|-------|-------|-----|----|----|-----|
| at WF | 1/0 | 0-1-1 | 0.0-0 | 0.0-0 | 0 | 0 | 0 | 0/0 |
| SB | 1/1 | 3-3-6 | 0.0-0 | 0.0-0 | 0 | 0 | 0 | 1/0 |
| at SDSU | 1/1 | 2-2-4 | 1.0-2 | 0.0-0 | 0 | 0 | 0 | 0/0 |
| CSU | 0/0 | 0-0-0 | 0.0-0 | 0.0-0 | 0 | 0 | 0 | 0/0 |
| at LSU | 1/0 | 0-1-1 | 0.0-0 | 0.0-0 | 0 | 0 | 0 | 0/0 |
| NEV | 0/0 | 0-0-0 | 0.0-0 | 0.0-0 | 0 | 0 | 0 | 0/0 |
| at AFA | 0/0 | 0-0-0 | 0.0-0 | 0.0-0 | 0 | 0 | 0 | 0/0 |
| BYU | 0/0 | 0-0-0 | 0.0-0 | 0.0-0 | 0 | 0 | 0 | 0/0 |
| at FS | 1/0 | 1-1-2 | 0.5-2 | 0.0-0 | 0 | 0 | 0 | 0/0 |
| WYO | 1/0 | 0-0-0 | 0.0-0 | 0.0-0 | 0 | 0 | 0 | 0/0 |
| BSU | 1/0 | 1-0-1 | 0.0-0 | 0.0-0 | 0 | 0 | 0 | 0/0 |
| at UNM | 1/0 | 0-0-0 | 0.0-0 | 0.0-0 | 0 | 0 | 0 | 0/0 |
| vs. KSU | 1/0 | 0-0-0 | 0.0-0 | 0.0-0 | 0 | 0 | 0 | 0/0 |



6 - CAM LAMPKIN

CB • 5-9 • 170 • SO-1L
Mesquite, Texas
(Poteet HS)

CAREER STATS - DEFENSE

| Year | G/GS | UA-AT-TT | TFL | Sack | INT | PB | FF | FR |
|-------|------|----------|-------|-------|-----|----|----|----|
| 2019 | 13/2 | 9-1-10 | 0.0-0 | 0.0-0 | 1-0 | 2 | 0 | 0 |
| 2020 | 3/3 | 11-3-14 | 1.0-1 | 0.0-0 | 0-0 | 1 | 0 | 0 |
| TOTAL | 16/5 | 20-4-24 | 1.0-1 | 0.0-0 | 1-0 | 3 | 0 | 0 |

CAREER HIGHS - DEFENSE

Tackles: 6, at Nevada (11/5/20)
TFL: 1.0, at Nevada (11/5/20)
INT: 1, vs. BYU (11/2/19)
PBU: 1, three times

GAME-BY-GAME DEFENSE

| 2020 | G/GS | U-A-T | TFL | Sack | INT | PB | QH | F/R |
|--------|------|-------|-------|-------|-----|----|----|-----|
| at BSU | 1/1 | 3-1-4 | 0.0-0 | 0.0-0 | 0 | 1 | 0 | 0/0 |
| SDSU | 1/1 | 4-0-4 | 0.0-0 | 0.0-0 | 0 | 0 | 0 | 0/0 |
| at NEV | 1/1 | 4-2-6 | 1.0-1 | 0.0-0 | 0 | 0 | 0 | 0/0 |
| FS | 0/0 | 0-0-0 | 0.0-0 | 0.0-0 | 0 | 0 | 0 | 0/0 |
| at WYO | 0/0 | 0-0-0 | 0.0-0 | 0.0-0 | 0 | 0 | 0 | 0/0 |
| UNM | 0/0 | 0-0-0 | 0.0-0 | 0.0-0 | 0 | 0 | 0 | 0/0 |
| AFA | 0/0 | 0-0-0 | 0.0-0 | 0.0-0 | 0 | 0 | 0 | 0/0 |
| at CSU | 0/0 | 0-0-0 | 0.0-0 | 0.0-0 | 0 | 0 | 0 | 0/0 |

| | | | | | | | | |
|---------|-----|-------|-------|-------|---|---|---|-----|
| CSU | 1/0 | 0-0-0 | 0.0-0 | 0.0-0 | 0 | 0 | 0 | 0/0 |
| at LSU | 1/0 | 1-0-1 | 0.0-0 | 0.0-0 | 0 | 0 | 0 | 0/0 |
| NEV | 1/0 | 1-0-1 | 0.0-0 | 0.0-0 | 0 | 0 | 0 | 0/0 |
| at AFA | 1/1 | 0-0-0 | 0.0-0 | 0.0-0 | 0 | 0 | 0 | 0/0 |
| BYU | 1/0 | 0-1-1 | 0.0-0 | 0.0-0 | 1 | 0 | 0 | 0/0 |
| at FS | 1/0 | 1-0-1 | 0.0-0 | 0.0-0 | 0 | 0 | 0 | 0/0 |
| WYO | 1/0 | 0-0-0 | 0.0-0 | 0.0-0 | 0 | 0 | 0 | 0/0 |
| BSU | 1/0 | 1-0-1 | 0.0-0 | 0.0-0 | 0 | 0 | 0 | 0/0 |
| at UNM | 1/0 | 1-0-1 | 0.0-0 | 0.0-0 | 0 | 0 | 0 | 0/0 |
| vs. KSU | 1/0 | 0-0-0 | 0.0-0 | 0.0-0 | 0 | 0 | 0 | 0/0 |

**6 - ANDREW PEASLEY****QB • 6-2 • 205 • SO-SO**

La Grande, Ore.

(La Grande HS)

CAREER STATS - PASSING

| Year | G/GS | Cmp | Att | Int | Pct | Yds | TD | LG | EFF |
|--------------|------------|-----------|-----------|----------|-------------|-----------|----------|-----------|-------------|
| 2018 | 3/0 | 3 | 8 | 0 | .375 | 19 | 0 | 10 | 57.5 |
| 2019 | 1/0 | 2 | 2 | 0 | 1.000 | 5 | 0 | 5 | 121.0 |
| 2020 | 3/0 | 6 | 16 | 1 | .375 | 29 | 0 | 8 | 40.2 |
| TOTAL | 7/0 | 11 | 26 | 1 | .423 | 53 | 0 | 10 | 51.7 |

CAREER HIGHS - PASSING

Attempts: 9, vs. San Diego State (10/31/20)

Completions: 5, vs. San Diego State (10/31/20)

Passing Yards: 24, vs. San Diego State (10/31/20)

Long Pass: 10, vs. San José State (11/10/18)

CAREER STATS - RUSHING

| Year | Rush | Yds | Avg | TD | Long |
|--------------|-----------|------------|-------------|----------|-----------|
| 2018 | 7 | 76 | 10.8 | 0 | 25 |
| 2019 | 3 | 83 | 27.7 | 1 | 59 |
| 2020 | 3 | 24 | 8.0 | 0 | 19 |
| TOTAL | 13 | 183 | 14.1 | 1 | 59 |

CAREER HIGHS - RUSHING

Rushes: 4, vs. San José State (11/10/18)

Rushing Yards: 83, vs. Stony Brook (9/7/19)

Rushing TDs: 1, vs. Stony Brook (9/7/19)

Long Rush: 59, vs. Stony Brook (9/7/19)

CAREER STATS - TOTAL OFFENSE

| Year | Rush | Pass | Total | Avg/G |
|--------------|------------|-----------|------------|-------------|
| 2018 | 76 | 19 | 95 | 31.7 |
| 2019 | 83 | 5 | 88 | 88.0 |
| 2020 | 24 | 29 | 53 | 17.7 |
| TOTAL | 183 | 53 | 236 | 33.7 |

GAME-BY-GAME PASSING

| 2020 | G/GS | Cmp | Att | Pct | Yds | TD | INT | LG |
|--------|------|-----|-----|------|-----|----|-----|----|
| at BSU | 1/0 | 0 | 0 | .000 | 0 | 0 | 0 | 0 |
| SDSU | 1/0 | 5 | 9 | .556 | 24 | 0 | 1 | 8 |
| at NEV | 1/0 | 1 | 7 | .142 | 5 | 0 | 0 | 5 |
| FS | 0/0 | 0 | 0 | .000 | 0 | 0 | 0 | 0 |
| at WYO | 0/0 | 0 | 0 | .000 | 0 | 0 | 0 | 0 |
| UNM | 0/0 | 0 | 0 | .000 | 0 | 0 | 0 | 0 |
| AFA | 0/0 | 0 | 0 | .000 | 0 | 0 | 0 | 0 |
| at CSU | 0/0 | 0 | 0 | .000 | 0 | 0 | 0 | 0 |

| 2019 | G/GS | Cmp | Att | Pct | Yds | TD | INT | LG |
|---------|------|-----|-----|-------|-----|----|-----|----|
| at WF | 0/0 | 0 | 0 | .000 | 0 | 0 | 0 | 0 |
| SB | 1/0 | 2 | 2 | 1.000 | 5 | 0 | 0 | 5 |
| at SDSU | 0/0 | 0 | 0 | .000 | 0 | 0 | 0 | 0 |
| CSU | 0/0 | 0 | 0 | .000 | 0 | 0 | 0 | 0 |
| at LSU | 0/0 | 0 | 0 | .000 | 0 | 0 | 0 | 0 |
| NEV | 0/0 | 0 | 0 | .000 | 0 | 0 | 0 | 0 |
| at AFA | 0/0 | 0 | 0 | .000 | 0 | 0 | 0 | 0 |
| BYU | 0/0 | 0 | 0 | .000 | 0 | 0 | 0 | 0 |
| at FS | 0/0 | 0 | 0 | .000 | 0 | 0 | 0 | 0 |
| WYO | 0/0 | 0 | 0 | .000 | 0 | 0 | 0 | 0 |
| BSU | 0/0 | 0 | 0 | .000 | 0 | 0 | 0 | 0 |
| at UNM | 0/0 | 0 | 0 | .000 | 0 | 0 | 0 | 0 |
| vs. KSU | 0/0 | 0 | 0 | .000 | 0 | 0 | 0 | 0 |

| 2018 | G/GS | Cmp | Att | Pct | Yds | TD | INT | LG |
|---------|------|-----|-----|------|-----|----|-----|----|
| at MSU | 1/0 | 0 | 0 | .000 | 0 | 0 | 0 | 0 |
| NMSU | 1/0 | 0 | 0 | .000 | 0 | 0 | 0 | 0 |
| TTU | 1/0 | 0 | 0 | .000 | 0 | 0 | 0 | 0 |
| AFA | 0/0 | 0 | 0 | .000 | 0 | 0 | 0 | 0 |
| at BYU | 0/0 | 0 | 0 | .000 | 0 | 0 | 0 | 0 |
| UNLV | 0/0 | 0 | 0 | .000 | 0 | 0 | 0 | 0 |
| at WYO | 0/0 | 0 | 0 | .000 | 0 | 0 | 0 | 0 |
| UNM | 0/0 | 0 | 0 | .000 | 0 | 0 | 0 | 0 |
| at UH | 0/0 | 0 | 0 | .000 | 0 | 0 | 0 | 0 |
| SJSU | 1/0 | 3 | 8 | .375 | 19 | 0 | 0 | 10 |
| at CSU | 0/0 | 0 | 0 | .000 | 0 | 0 | 0 | 0 |
| at BSU | 0/0 | 0 | 0 | .000 | 0 | 0 | 0 | 0 |
| vs. UNT | 0/0 | 0 | 0 | .000 | 0 | 0 | 0 | 0 |

GAME-BY-GAME RUSHING

| 2020 | Att | Yds | Avg | TD | LG |
|--------|-----|-----|------|----|----|
| at BSU | 1 | 2 | 2.0 | 0 | 2 |
| SDSU | 1 | 19 | 19.0 | 0 | 19 |
| at NEV | 1 | 3 | 3.0 | 0 | 3 |
| FS | 0 | 0 | 0.0 | 0 | 0 |
| at WYO | 0 | 0 | 0.0 | 0 | 0 |
| UNM | 0 | 0 | 0.0 | 0 | 0 |
| AFA | 0 | 0 | 0.0 | 0 | 0 |
| at CSU | 0 | 0 | 0.0 | 0 | 0 |

| 2019 | Att | Yds | Avg | TD | LG |
|---------|-----|-----|------|----|----|
| at WF | 0 | 0 | 0.0 | 0 | 0 |
| SB | 3 | 83 | 27.7 | 1 | 59 |
| at SDSU | 0 | 0 | 0.0 | 0 | 0 |
| CSU | 0 | 0 | 0.0 | 0 | 0 |
| at LSU | 0 | 0 | 0.0 | 0 | 0 |
| NEV | 0 | 0 | 0.0 | 0 | 0 |
| at AFA | 0 | 0 | 0.0 | 0 | 0 |
| BYU | 0 | 0 | 0.0 | 0 | 0 |
| at FS | 0 | 0 | 0.0 | 0 | 0 |
| WYO | 0 | 0 | 0.0 | 0 | 0 |
| BSU | 0 | 0 | 0.0 | 0 | 0 |
| at UNM | 0 | 0 | 0.0 | 0 | 0 |
| vs. KSU | 0 | 0 | 0.0 | 0 | 0 |

| 2018 | Att | Yds | Avg | TD | LG |
|---------|-----|-----|------|----|----|
| at MSU | 0 | 0 | 0.0 | 0 | 0 |
| NMSU | 2 | 5 | 2.5 | 0 | 5 |
| TTU | 1 | 4 | 4.0 | 0 | 4 |
| AFA | 0 | 0 | 0.0 | 0 | 0 |
| at BYU | 0 | 0 | 0.0 | 0 | 0 |
| UNLV | 0 | 0 | 0.0 | 0 | 0 |
| at WYO | 0 | 0 | 0.0 | 0 | 0 |
| UNM | 0 | 0 | 0.0 | 0 | 0 |
| at UH | 0 | 0 | 0.0 | 0 | 0 |
| SJSU | 4 | 67 | 16.8 | 0 | 25 |
| at CSU | 0 | 0 | 0.0 | 0 | 0 |
| at BSU | 0 | 0 | 0.0 | 0 | 0 |
| vs. UNT | 0 | 0 | 0.0 | 0 | 0 |

**7 - DEVONTA'E HENRY-COLE****RB • 5-11 • 195 • SR-TR**

Boca Raton, Fla.

(St. Thomas Aquinas HS)

(Utah)

CAREER STATS - RUSHING

| Year | G/GS | Rush | Yds | Avg | TD | Long |
|--------------|-------------|------------|------------|------------|----------|-----------|
| 2016 | 1/0 | 1 | 2 | 2.0 | 0 | 2 |
| 2017 | 12/1 | 55 | 279 | 5.1 | 2 | 31 |
| 2019 | 12/0 | 34 | 188 | 5.5 | 1 | 27 |
| 2020 | 3/2 | 20 | 54 | 2.7 | 0 | 5 |
| TOTAL | 28/3 | 110 | 523 | 4.8 | 3 | 31 |

CAREER HIGHS - RUSHING

Rushes: 15, vs. Washington State (9/28/19)

Rushing Yards: 79, two times

Rushing TDs: 1, three times

Long Rush: 31, vs. Stanford (10/7/17)

CAREER STATS - RECEIVING

| Year | G | Rec | Yds | Avg | TD | Long |
|--------------|-----------|----------|-----------|------------|----------|-----------|
| 2016 | 1 | 0 | 0 | 0.0 | 0 | 0 |
| 2017 | 12 | 0 | 0 | 0.0 | 0 | 0 |
| 2019 | 12 | 3 | 23 | 7.7 | 1 | 11 |
| 2020 | 3 | 1 | 4 | 4.0 | 0 | 4 |
| TOTAL | 28 | 4 | 27 | 6.8 | 1 | 11 |

CAREER HIGHS - RECEIVING

Receptions: 1, four times

Yards: 11, vs. Washington State (9/28/19)

Receiving TDs: 1, vs. Washington State (9/28/19)

Long Catch: 11, vs. Washington State (9/28/19)

CAREER STATS - KICKOFF RETURNS

| Year | Ret | Yds | Avg | TD | LG |
|------|-----|-----|------|----|----|
| 2020 | 1 | 20 | 20.0 | 0 | 20 |

CAREER HIGHS - KICKOFF RETURNS

Returns: 1, vs. San Diego State (10/31/20)

Yards: 20, vs. San Diego State (10/31/20)

Long Return: 20, vs. San Diego State (10/31/20)

GAME-BY-GAME RECEIVING

| 2020 | G/GS | Att | Yds | Avg | TD | LG |
|--------|------|-----|-----|-----|----|----|
| at BSU | 1/0 | 3 | 4 | 1.3 | 0 | 3 |
| SDSU | 1/1 | 11 | 27 | 2.5 | 0 | 5 |
| at NEV | 1/1 | 6 | 23 | 3.8 | 0 | 5 |
| FS | 0/0 | 0 | 0 | 0.0 | 0 | 0 |
| at WYO | 0/0 | 0 | 0 | 0.0 | 0 | 0 |
| UNM | 0/0 | 0 | 0 | 0.0 | 0 | 0 |
| AFA | 0/0 | 0 | 0 | 0.0 | 0 | 0 |
| at CSU | 0/0 | 0 | 0 | 0.0 | 0 | 0 |

GAME-BY-GAME RECEIVING

| 2020 | Rec | Yds | Avg | TD | LG |
|--------|-----|-----|-----|----|----|
| at BSU | 0 | 0 | 0.0 | 0 | 0 |
| SDSU | 1 | 4 | 4.0 | 0 | 4 |
| at NEV | 0 | 0 | 0.0 | 0 | 0 |
| FS | 0 | 0 | 0.0 | 0 | 0 |
| at WYO | 0 | 0 | 0.0 | 0 | 0 |
| UNM | 0 | 0 | 0.0 | 0 | 0 |
| AFA | 0 | 0 | 0.0 | 0 | 0 |
| at CSU | 0 | 0 | 0.0 | 0 | 0 |

GAME-BY-GAME KICKOFF RETURNS

| 2020 | Ret | Yds | Avg | TD | LG |
|--------|-----|-----|------|----|----|
| at BSU | 0 | 0 | 0.0 | 0 | 0 |
| SDSU | 1 | 20 | 20.0 | 0 | 20 |
| at NEV | 0 | 0 | 0.0 | 0 | 0 |
| FS | 0 | 0 | 0.0 | 0 | 0 |
| at WYO | 0 | 0 | 0.0 | 0 | 0 |
| UNM | 0 | 0 | 0.0 | 0 | 0 |
| AFA | 0 | 0 | 0.0 | 0 | 0 |
| at CSU | 0 | 0 | 0.0 | 0 | 0 |

**7 - XAVION STEELE****CB • 5-9 • 175 • JR-JC**

Hemet, Calif.

(Orange Lutheran HS)

(Fullerton JC)

CAREER STATS - DEFENSE

| Year | G/GS | UA-AT-TT | TFL | Sack | INT | PB | FF | FR |
|------|------|----------|-------|-------|-----|----|----|----|
| 2020 | 3/0 | 2-0-2 | 0.0-0 | 0.0-0 | 0-0 | 0 | 0 | 0 |

CAREER HIGHS - DEFENSE

Tackles: 1, two times

GAME-BY-GAME DEFENSE

| 2020 | G/GS | U-A-T | TFL | Sack | INT | PB | OH | F/R |
|--------|------|-------|-------|-------|-----|----|----|-----|
| at BSU | 1/0 | 1-0-1 | 0.0-0 | 0.0-0 | 0 | 0 | 0 | 0/0 |
| SDSU | 1/0 | 1-0-1 | 0.0-0 | 0.0-0 | 0 | 0 | 0 | 0/0 |
| at NEV | 1/0 | 0-0-0 | 0.0-0 | 0.0-0 | 0 | 0 | 0 | 0/0 |
| FS | 0/0 | 0-0-0 | 0.0-0 | 0.0-0 | 0 | 0 | 0 | 0/0 |
| at WYO | 0/0 | 0-0-0 | 0.0-0 | 0.0-0 | 0 | 0 | 0 | 0/0 |
| UNM | 0/0 | 0-0-0 | 0.0-0 | 0.0-0 | 0 | 0 | 0 | 0/0 |
| AFA | 0/0 | 0-0-0 | 0.0-0 | 0.0-0 | 0 | 0 | 0 | 0/0 |
| at CSU | 0/0 | 0-0-0 | 0.0-0 | 0.0-0 | 0 | 0 | 0 | 0/0 |





2020 UTAH STATE PLAYER STATS



10 - JUSTIN McGRUFF

WR • 6-6 • 220 • SO-JC

Tampa, Fla.

(Jefferson HS)

(ASA College of Miami)

CAREER STATS - RECEIVING

| Year | G/GS | Rec | Yds | Avg | TD | Long |
|------|------|-----|-----|-----|----|------|
| 2020 | 3/3 | 10 | 80 | 8.0 | 1 | 20 |

CAREER HIGHS - RECEIVING

Receptions: 4, two times

Receiving Yards: 29, at Boise State (10/24/20)

Receiving TDs: 1, at Nevada (11/5/20)

Long Catch: 20, at Nevada (11/5/20)

GAME-BY-GAME RECEIVING

| 2020 | G/GS | Rec | Yds | Avg | TD | LG |
|--------|------|-----|-----|------|----|----|
| at BSU | 1/1 | 4 | 29 | 7.3 | 0 | 10 |
| SDSU | 1/1 | 4 | 27 | 6.8 | 0 | 8 |
| at NEV | 1/1 | 2 | 24 | 12.0 | 1 | 20 |
| FS | 0/0 | 0 | 0 | 0.0 | 0 | 0 |
| at WYO | 0/0 | 0 | 0 | 0.0 | 0 | 0 |
| UNM | 0/0 | 0 | 0 | 0.0 | 0 | 0 |
| AFA | 0/0 | 0 | 0 | 0.0 | 0 | 0 |
| at CSU | 0/0 | 0 | 0 | 0.0 | 0 | 0 |



11 - SAVON SCARVER

WR • 5-11 • 180 • SR-3L

Las Vegas, Nev.

(Centennial HS)

CAREER STATS - RECEIVING

| Year | G/GS | Rec | Yds | Avg | TD | Long |
|--------------|-------------|-----------|------------|-------------|----------|-----------|
| 2017 | 13/0 | 11 | 240 | 21.8 | 1 | 70 |
| 2018 | 13/0 | 9 | 156 | 17.3 | 2 | 38 |
| 2019 | 12/5 | 24 | 271 | 11.3 | 0 | 48 |
| 2020 | 2/1 | 3 | 16 | 5.3 | 0 | 9 |
| TOTAL | 40/6 | 47 | 673 | 14.3 | 3 | 70 |

CAREER HIGHS - RECEIVING

Receptions: 5, at San Diego State (9/21/19)

Receiving Yards: 90, at San Diego State (9/21/19)

Long Catch: 70, at UNLV (10/21/17)

TD: 1, three times

CAREER STATS - RUSHING

| Year | Rush | Yds | Avg | TD | Long |
|--------------|----------|-----------|------------|----------|-----------|
| 2017 | 5 | 14 | 2.8 | 0 | 6 |
| 2018 | 1 | 14 | 14.0 | 0 | 14 |
| 2019 | 0 | 0 | 0.0 | 0 | 0 |
| 2020 | 0 | 0 | 0.0 | 0 | 0 |
| TOTAL | 6 | 28 | 4.7 | 0 | 14 |

CAREER HIGHS - RUSHING

Rushes: 2, at New Mexico (11/4/17)

Yards: 14, vs. Tennessee Tech (9/13/18)

Long Rush: 14, vs. Tennessee Tech (9/13/18)

CAREER STATS - KICKOFF RETURNS

| Year | Ret | Yds | Avg | TD | LG |
|--------------|-----------|--------------|-------------|----------|------------|
| 2017 | 26 | 625 | 24.0 | 1 | 96 |
| 2018 | 22 | 742 | 33.7 | 2 | 100 |
| 2019 | 22 | 613 | 27.9 | 2 | 100 |
| 2020 | 4 | 102 | 25.5 | 0 | 30 |
| TOTAL | 74 | 2,082 | 28.1 | 5 | 100 |

CAREER HIGHS - KICKOFF RETURNS

Returns: 5, at Fresno State (11/9/19)

Yards: 157, at Wyoming (10/20/18)

Long Return: 100, three times

TD: 1, five times

GAME-BY-GAME RECEIVING

| 2020 | G/GS | Rec | Yds | Avg | TD | LG |
|--------|------|-----|-----|-----|----|----|
| at BSU | 0/0 | 0 | 0 | 0.0 | 0 | 0 |
| SDSU | 1/1 | 2 | 7 | 3.5 | 0 | 4 |

| | | | | | | |
|--------|-----|---|---|-----|---|---|
| at NEV | 1/0 | 1 | 9 | 9.0 | 0 | 9 |
| FS | 0/0 | 0 | 0 | 0.0 | 0 | 0 |
| at WYO | 0/0 | 0 | 0 | 0.0 | 0 | 0 |
| UNM | 0/0 | 0 | 0 | 0.0 | 0 | 0 |
| AFA | 0/0 | 0 | 0 | 0.0 | 0 | 0 |
| at CSU | 0/0 | 0 | 0 | 0.0 | 0 | 0 |

| 2019 | G/GS | Rec | Yds | Avg | TD | LG |
|---------|------|-----|-----|------|----|----|
| at WF | 1/1 | 3 | 49 | 16.3 | 0 | 35 |
| SB | 1/1 | 2 | 15 | 7.5 | 0 | 11 |
| at SDSU | 1/1 | 5 | 90 | 18.0 | 0 | 48 |
| CSU | 1/1 | 3 | 14 | 4.7 | 0 | 6 |
| at LSU | 1/0 | 2 | 20 | 10.0 | 0 | 12 |
| NEV | 1/0 | 2 | 23 | 11.5 | 0 | 18 |
| at AFA | 1/0 | 1 | 8 | 8.0 | 0 | 8 |
| BYU | 1/0 | 3 | 35 | 11.7 | 0 | 15 |
| at FS | 1/0 | 0 | 0 | 0.0 | 0 | 0 |
| WYO | 1/0 | 1 | 5 | 5.0 | 0 | 5 |
| at BSU | 1/0 | 0 | 0 | 0.0 | 0 | 0 |
| at UNM | 0/0 | 0 | 0 | 0.0 | 0 | 0 |
| vs. KSU | 1/0 | 2 | 12 | 6.0 | 0 | 9 |

| 2018 | G/GS | Rec | Yds | Avg | TD | LG |
|---------|------|-----|-----|------|----|----|
| at MSU | 1/0 | 0 | 0 | 0.0 | 0 | 0 |
| NMSU | 1/0 | 1 | 9 | 9.0 | 0 | 9 |
| TTU | 1/0 | 1 | 36 | 36.0 | 1 | 36 |
| AFA | 1/0 | 0 | 0 | 0.0 | 0 | 0 |
| at BYU | 1/0 | 0 | 0 | 0.0 | 0 | 0 |
| UNLV | 1/0 | 2 | 64 | 32.0 | 1 | 38 |
| at WYO | 1/0 | 0 | 0 | 0.0 | 0 | 0 |
| UNM | 1/0 | 2 | 16 | 8.0 | 0 | 10 |
| at UH | 1/0 | 1 | 5 | 5.0 | 0 | 5 |
| SJSU | 1/0 | 1 | 17 | 17.0 | 0 | 17 |
| at CSU | 1/0 | 0 | 0 | 0.0 | 0 | 0 |
| at BSU | 1/0 | 0 | 0 | 0.0 | 0 | 0 |
| vs. UNT | 1/0 | 1 | 9 | 9.0 | 0 | 9 |

| 2017 | G/GS | Rec | Yds | Avg | TD | LG |
|---------|------|-----|-----|------|----|----|
| at WIS | 1/0 | 1 | 36 | 36.0 | 0 | 36 |
| ISU | 1/0 | 1 | 35 | 35.0 | 0 | 35 |
| at WF | 1/0 | 0 | 0 | 0.0 | 0 | 0 |
| at SJSU | 1/0 | 2 | 14 | 7.0 | 0 | 9 |
| BYU | 1/0 | 0 | 0 | 0.0 | 0 | 0 |
| CSU | 1/0 | 0 | 0 | 0.0 | 0 | 0 |
| WYO | 1/0 | 0 | 0 | 0.0 | 0 | 0 |
| at UNLV | 1/0 | 2 | 75 | 37.5 | 1 | 70 |
| BSU | 1/0 | 0 | 0 | 0.0 | 0 | 0 |
| at UNM | 1/0 | 2 | 9 | 4.5 | 0 | 11 |
| UH | 1/0 | 1 | 12 | 12.0 | 0 | 12 |
| at AFA | 1/0 | 2 | 59 | 29.5 | 0 | 46 |
| vs NMSU | 0/0 | 0 | 0 | 0.0 | 0 | 0 |

GAME-BY-GAME RUSHING

| 2020 | Att | Yds | Avg | TD | LG |
|--------|-----|-----|-----|----|----|
| at BSU | 0 | 0 | 0.0 | 0 | 0 |
| SDSU | 0 | 0 | 0.0 | 0 | 0 |
| at NEV | 0 | 0 | 0.0 | 0 | 0 |
| FS | 0 | 0 | 0.0 | 0 | 0 |
| at WYO | 0 | 0 | 0.0 | 0 | 0 |
| UNM | 0 | 0 | 0.0 | 0 | 0 |
| AFA | 0 | 0 | 0.0 | 0 | 0 |
| at CSU | 0 | 0 | 0.0 | 0 | 0 |

| 2019 | Att | Yds | Avg | TD | LG |
|---------|-----|-----|-----|----|----|
| at WF | 0 | 0 | 0.0 | 0 | 0 |
| SB | 0 | 0 | 0.0 | 0 | 0 |
| at SDSU | 0 | 0 | 0.0 | 0 | 0 |
| CSU | 0 | 0 | 0.0 | 0 | 0 |
| at LSU | 0 | 0 | 0.0 | 0 | 0 |
| NEV | 0 | 0 | 0.0 | 0 | 0 |
| at AFA | 0 | 0 | 0.0 | 0 | 0 |
| BYU | 0 | 0 | 0.0 | 0 | 0 |
| at FS | 0 | 0 | 0.0 | 0 | 0 |
| WYO | 0 | 0 | 0.0 | 0 | 0 |
| BSU | 0 | 0 | 0.0 | 0 | 0 |
| at UNM | 0 | 0 | 0.0 | 0 | 0 |

| vs. KSU | 0 | 0 | 0.0 | 0 | 0 |
|---------|-----|-----|------|----|----|
| 2018 | Att | Yds | Avg | TD | LG |
| at MSU | 0 | 0 | 0.0 | 0 | 0 |
| NMSU | 0 | 0 | 0.0 | 0 | 0 |
| TTU | 1 | 14 | 14.0 | 0 | 14 |
| AFA | 0 | 0 | 0.0 | 0 | 0 |
| at BYU | 0 | 0 | 0.0 | 0 | 0 |
| UNLV | 0 | 0 | 0.0 | 0 | 0 |
| at WYO | 0 | 0 | 0.0 | 0 | 0 |
| UNM | 0 | 0 | 0.0 | 0 | 0 |
| at UH | 0 | 0 | 0.0 | 0 | 0 |
| SJSU | 0 | 0 | 0.0 | 0 | 0 |
| at CSU | 0 | 0 | 0.0 | 0 | 0 |
| at BSU | 0 | 0 | 0.0 | 0 | 0 |
| vs. UNT | 0 | 0 | 0.0 | 0 | 0 |

| 2017 | Att | Yds | Avg | TD | LG |
|---------|-----|-----|-----|----|----|
| at WIS | 1 | 4 | 4.0 | 0 | 4 |
| ISU | 0 | 0 | 0.0 | 0 | 0 |
| at WF | 0 | 0 | 0.0 | 0 | 0 |
| at SJSU | 0 | 0 | 0.0 | 0 | 0 |
| BYU | 0 | 0 | 0.0 | 0 | 0 |
| CSU | 0 | 0 | 0.0 | 0 | 0 |
| WYO | 1 | 5 | 5.0 | 0 | 5 |
| at UNLV | 1 | 2 | 2.0 | 0 | 2 |
| BSU | 0 | 0 | 0.0 | 0 | 0 |
| at UNM | 2 | 3 | 1.5 | 0 | 6 |
| UH | 0 | 0 | 0.0 | 0 | 0 |
| at AFA | 0 | 0 | 0.0 | 0 | 0 |
| vs NMSU | 0 | 0 | 0.0 | 0 | 0 |

GAME-BY-GAME KICKOFF RETURNS

| 2020 | Ret | Yds | Avg | TD | LG |
|--------|-----|-----|------|----|----|
| at BSU | 0 | 0 | 0.0 | 0 | 0 |
| SDSU | 1 | 27 | 27.0 | 0 | 27 |
| at NEV | 3 | 75 | 25.0 | 0 | 30 |
| FS | 0 | 0 | 0.0 | 0 | 0 |
| at WYO | 0 | 0 | 0.0 | 0 | 0 |
| UNM | 0 | 0 | 0.0 | 0 | 0 |
| AFA | 0 | 0 | 0.0 | 0 | 0 |
| at CSU | 0 | 0 | 0.0 | 0 | 0 |

| 2019 | Ret | Yds | Avg | TD | LG |
|---------|-----|-----|-------|----|-----|
| at WF | 1 | 18 | 18.0 | 0 | 18 |
| SB | 2 | 65 | 32.5 | 0 | 44 |
| at SDSU | 1 | 24 | 24.0 | 0 | 24 |
| CSU | 1 | 100 | 100.0 | 1 | 100 |
| at LSU | 1 | 21 | 21.0 | 0 | 21 |
| NEV | 2 | 119 | 59.5 | 1 | 100 |
| at AFA | 0 | 0 | 0.0 | 0 | 0 |
| BYU | 2 | 36 | 18.0 | 0 | 24 |
| at FS | 5 | 91 | 18.2 | 0 | 25 |
| WYO | 3 | 62 | 20.7 | 0 | 22 |
| BSU | 1 | 21 | 21.0 | 0 | 21 |
| at UNM | 0 | 0 | 0.0 | 0 | 0 |
| vs. KSU | 3 | 56 | 18.7 | 0 | 30 |

| 2018 | Ret | Yds | Avg | TD | LG |
|---------|-----|-----|------|----|-----|
| at MSU | 2 | 48 | 24.0 | 0 | 24 |
| NMSU | 2 | 130 | 65.0 | 1 | 100 |
| TTU | 1 | 23 | 23.0 | 0 | 23 |
| AFA | 3 | 63 | 21.0 | 0 | 27 |
| at BYU | 0 | 0 | 0.0 | 0 | 0 |
| UNLV | 0 | 0 | 0.0 | 0 | 0 |
| at WYO | 3 | 157 | 52.3 | 1 | 99 |
| UNM | 2 | 35 | 17.5 | 0 | 22 |
| at UH | 1 | 66 | 66.0 | 0 | 66 |
| SJSU | 3 | 82 | 27.3 | 0 | 29 |
| at CSU | 2 | 63 | 31.5 | 0 | 51 |
| at BSU | 2 | 52 | 26.0 | 0 | 0 |
| vs. UNT | 1 | 23 | 23.0 | 0 | 23 |

| 2017 | Ret | Yds | Avg | TD | LG |
|--------|-----|-----|------|----|----|
| at WIS | 0 | 0 | 0.0 | 0 | 0 |
| ISU | 3 | 55 | 18.3 | 0 | 20 |
| at WF | 4 | 69 | 17.3 | 0 | 20 |



| | | | | | |
|---------|---|-----|------|---|----|
| at SJSU | 1 | 21 | 21.0 | 0 | 21 |
| BYU | 2 | 31 | 15.5 | 0 | 22 |
| CSU | 3 | 63 | 21.0 | 0 | 25 |
| WYO | 4 | 89 | 22.3 | 0 | 34 |
| at UNLV | 3 | 108 | 36.0 | 0 | 64 |
| BSU | 2 | 52 | 26.0 | 0 | 33 |
| at UNM | 0 | 0 | 0.0 | 0 | 0 |
| UH | 0 | 0 | 0.0 | 0 | 0 |
| at AFA | 2 | 38 | 19.0 | 0 | 21 |
| vs NMSU | 2 | 99 | 45.5 | 1 | 96 |

**12 - AJANI CARTER****S • 6-0 • 185 • SO-1L**Houston, Texas
(North Shore HS)**CAREER STATS - DEFENSE**

| Year | G/GS | UA-AT-TT | TFL | Sack | INT | PB | FF | FR |
|--------------|-------------|----------------|--------------|--------------|------------|----------|----------|----------|
| 2019 | 12/0 | 8-4-12 | 0.0-0 | 0.0-0 | 0-0 | 0 | 0 | 0 |
| 2020 | 3/0 | 2-1-3 | 0.0-0 | 0.0-0 | 0-0 | 0 | 0 | 0 |
| TOTAL | 15/0 | 10-5-15 | 0.0-0 | 0.0-0 | 0-0 | 0 | 0 | 0 |

CAREER HIGHS - DEFENSE

Tackles: 3, at San Diego State (9/21/19)

GAME-BY-GAME DEFENSE

| 2020 | G/GS | U-A-T | TFL | Sack | INT | PB | QH | F/R |
|--------|------|-------|-------|-------|-----|----|----|-----|
| at BSU | 1/0 | 1-0-1 | 0.0-0 | 0.0-0 | 0 | 0 | 0 | 0/0 |
| SDSU | 1/0 | 0-1-1 | 0.0-0 | 0.0-0 | 0 | 0 | 0 | 0/0 |
| at NEV | 1/0 | 1-0-1 | 0.0-0 | 0.0-0 | 0 | 0 | 0 | 0/0 |
| FS | 0/0 | 0-0-0 | 0.0-0 | 0.0-0 | 0 | 0 | 0 | 0/0 |
| at WYO | 0/0 | 0-0-0 | 0.0-0 | 0.0-0 | 0 | 0 | 0 | 0/0 |
| UNM | 0/0 | 0-0-0 | 0.0-0 | 0.0-0 | 0 | 0 | 0 | 0/0 |
| AFA | 0/0 | 0-0-0 | 0.0-0 | 0.0-0 | 0 | 0 | 0 | 0/0 |
| at CSU | 0/0 | 0-0-0 | 0.0-0 | 0.0-0 | 0 | 0 | 0 | 0/0 |

| 2019 | G/GS | U-A-T | TFL | Sack | INT | PB | QH | F/R |
|---------|------|-------|-------|-------|-----|----|----|-----|
| at WF | 0/0 | 0-0-0 | 0.0-0 | 0.0-0 | 0 | 0 | 0 | 0/0 |
| SB | 1/0 | 0-0-0 | 0.0-0 | 0.0-0 | 0 | 0 | 0 | 0/0 |
| at SDSU | 1/0 | 3-0-3 | 0.0-0 | 0.0-0 | 0 | 0 | 0 | 0/0 |
| CSU | 1/0 | 0-0-0 | 0.0-0 | 0.0-0 | 0 | 0 | 0 | 0/0 |
| at LSU | 1/0 | 0-0-0 | 0.0-0 | 0.0-0 | 0 | 0 | 0 | 0/0 |
| NEV | 1/0 | 1-1-2 | 0.0-0 | 0.0-0 | 0 | 0 | 0 | 0/0 |
| at AFA | 1/0 | 0-0-0 | 0.0-0 | 0.0-0 | 0 | 0 | 0 | 0/0 |
| BYU | 1/0 | 0-1-1 | 0.0-0 | 0.0-0 | 0 | 0 | 0 | 0/0 |
| at FS | 1/0 | 2-0-2 | 0.0-0 | 0.0-0 | 0 | 0 | 0 | 0/0 |
| WYO | 1/0 | 1-0-1 | 0.0-0 | 0.0-0 | 0 | 0 | 0 | 0/0 |
| BSU | 1/0 | 0-0-0 | 0.0-0 | 0.0-0 | 0 | 0 | 0 | 0/0 |
| at UNM | 1/0 | 1-1-2 | 0.0-0 | 0.0-0 | 0 | 0 | 0 | 0/0 |
| vs. KSU | 1/0 | 0-1-1 | 0.0-0 | 0.0-0 | 0 | 0 | 0 | 0/0 |

GAME-BY-GAME RECEIVING

| 2019 | G | Rec | Yds | Avg | TD | LG |
|---------|---|-----|-----|------|----|----|
| at WF | 0 | 0 | 0 | 0.0 | 0 | 0 |
| SB | 1 | 1 | 11 | 11.0 | 0 | 11 |
| at SDSU | 1 | 0 | 0 | 0.0 | 0 | 0 |
| CSU | 1 | 0 | 0 | 0.0 | 0 | 0 |
| at LSU | 1 | 0 | 0 | 0.0 | 0 | 0 |
| NEV | 1 | 0 | 0 | 0.0 | 0 | 0 |
| at AFA | 1 | 0 | 0 | 0.0 | 0 | 0 |
| BYU | 1 | 0 | 0 | 0.0 | 0 | 0 |
| at FS | 1 | 0 | 0 | 0.0 | 0 | 0 |
| WYO | 1 | 0 | 0 | 0.0 | 0 | 0 |
| at BSU | 1 | 0 | 0 | 0.0 | 0 | 0 |
| at UNM | 1 | 0 | 0 | 0.0 | 0 | 0 |
| vs. KSU | 1 | 0 | 0 | 0.0 | 0 | 0 |

**13 - DEVEN THOMPINS****WR • 5-7 • 160 • JR-2L**Fort Myers, Fla.
(Dunbar HS)**CAREER STATS - RECEIVING**

| Year | G/GS | Rec | Yds | Avg | TD | Long |
|--------------|-------------|-----------|------------|-------------|----------|-----------|
| 2018 | 13/0 | 9 | 65 | 7.2 | 0 | 12 |
| 2019 | 12/6 | 40 | 536 | 13.4 | 4 | 62 |
| 2020 | 3/3 | 17 | 122 | 7.2 | 1 | 37 |
| TOTAL | 28/9 | 66 | 723 | 10.9 | 5 | 62 |

CAREER HIGHS - RECEIVING

Receptions: 6, two times

Yards: 79, at Fresno State (11/9/19)

Receiving TDs: 1, five times

Long Catch: 62, at Fresno State (11/9/19)

CAREER STATS - RUSHING

| Year | Rush | Yds | Avg | TD | Long |
|--------------|-----------|------------|-------------|----------|-----------|
| 2018 | 2 | 30 | 15.0 | 0 | 27 |
| 2019 | 6 | 77 | 12.8 | 1 | 57 |
| 2020 | 2 | 4 | 2.0 | 0 | 7 |
| TOTAL | 10 | 111 | 11.1 | 1 | 57 |

CAREER HIGHS - RUSHING

Rushes: 2, vs. BYU (11/2/19)

Yards: 57, vs. Kent State (12/20/19)

Rushing TDs: 1, vs. Kent State (12/20/19)

Long Rush: 57, vs. Kent State (12/20/19)

CAREER STATS - PUNT RETURNS

| Year | Ret | Yds | Avg | TD | Long |
|--------------|----------|------------|-------------|----------|-----------|
| 2018 | 6 | 55 | 9.2 | 0 | 17 |
| 2019 | 1 | 45 | 45.0 | 1 | 45 |
| 2020 | 0 | 0 | 0.0 | 0 | 0 |
| TOTAL | 7 | 100 | 14.3 | 1 | 17 |

CAREER HIGHS - PUNT RETURNS

Returns: 2, two times

Yards: 45, vs. Stony Brook (9/7/19)

TD: 1, vs. Stony Brook (9/7/19)

Long Return: 45, vs. Stony Brook (9/7/19)

CAREER STATS - KICKOFF RETURNS

| Year | Ret | Yds | Avg | TD | LG |
|--------------|----------|------------|-------------|----------|-----------|
| 2018 | 1 | 48 | 48.0 | 0 | 48 |
| 2019 | 1 | 22 | 22.0 | 0 | 22 |
| 2020 | 4 | 78 | 19.5 | 0 | 25 |
| TOTAL | 6 | 148 | 24.7 | 0 | 48 |

CAREER HIGHS - KICKOFF RETURNS

Returns: 3, at Boise State (10/24/20)

Yards: 60, at Boise State (10/24/20)

Long Return: 48, vs. North Texas (12/15/18)

GAME-BY-GAME RECEIVING

| 2020 | G/GS | Rec | Yds | Avg | TD | LG |
|--------|------|-----|-----|-----|----|----|
| at BSU | 1/1 | 5 | 37 | 7.4 | 0 | 13 |
| SDSU | 1/1 | 6 | 55 | 9.2 | 1 | 37 |
| at NEV | 1/1 | 6 | 30 | 5.0 | 0 | 10 |
| FS | 0/0 | 0 | 0 | 0.0 | 0 | 0 |
| at WYO | 0/0 | 0 | 0 | 0.0 | 0 | 0 |
| UNM | 0/0 | 0 | 0 | 0.0 | 0 | 0 |
| AFA | 0/0 | 0 | 0 | 0.0 | 0 | 0 |
| at CSU | 0/0 | 0 | 0 | 0.0 | 0 | 0 |

| 2019 | G/GS | Rec | Yds | Avg | TD | LG |
|---------|------|-----|-----|------|----|----|
| at WF | 1/0 | 2 | 59 | 29.5 | 1 | 56 |
| SB | 1/0 | 5 | 77 | 15.4 | 1 | 45 |
| at SDSU | 1/0 | 2 | 2 | 1.0 | 0 | 2 |
| CSU | 1/0 | 3 | 55 | 18.3 | 1 | 37 |
| at LSU | 1/0 | 2 | 18 | 9.0 | 0 | 10 |
| NEV | 1/1 | 4 | 46 | 11.5 | 0 | 15 |
| at AFA | 1/1 | 6 | 26 | 4.3 | 0 | 10 |
| BYU | 1/1 | 2 | 10 | 5.0 | 0 | 9 |
| at FS | 1/1 | 4 | 79 | 19.8 | 0 | 62 |

| | | | | | | |
|---------|-----|---|----|------|---|----|
| WYO | 1/1 | 4 | 51 | 12.8 | 0 | 18 |
| BSU | 1/0 | 2 | 62 | 31.0 | 0 | 47 |
| at UNM | 0/0 | 0 | 0 | 0.0 | 0 | 0 |
| vs. KSU | 1/1 | 4 | 51 | 12.8 | 1 | 17 |

| 2018 | G/GS | Rec | Yds | Avg | TD | LG |
|---------|------|-----|-----|------|----|----|
| at MSU | 1/0 | 0 | 0 | 0.0 | 0 | 0 |
| NMSU | 1/0 | 2 | 15 | 7.5 | 0 | 8 |
| TTU | 1/0 | 1 | 7 | 7.0 | 0 | 7 |
| AFA | 1/0 | 1 | 8 | 8.0 | 0 | 8 |
| at BYU | 1/0 | 0 | 0 | 0.0 | 0 | 0 |
| UNLV | 1/0 | 1 | 12 | 12.0 | 0 | 12 |
| at WYO | 1/0 | 0 | 0 | 0.0 | 0 | 0 |
| UNM | 1/0 | 1 | 7 | 7.0 | 0 | 7 |
| at UH | 1/0 | 2 | 11 | 5.5 | 0 | 6 |
| SJSU | 1/0 | 0 | 0 | 0.0 | 0 | 0 |
| at CSU | 1/0 | 0 | 0 | 0.0 | 0 | 0 |
| at BSU | 1/0 | 1 | 5 | 5.0 | 0 | 5 |
| vs. UNT | 1/0 | 0 | 0 | 0.0 | 0 | 0 |

GAME-BY-GAME RUSHING

| 2020 | Att | Yds | Avg | TD | LG |
|--------|-----|-----|------|----|----|
| at BSU | 1 | -3 | -3.0 | 0 | 0 |
| SDSU | 0 | 0 | 0.0 | 0 | 0 |
| at NEV | 1 | 7 | 7.0 | 0 | 7 |
| FS | 0 | 0 | 0.0 | 0 | 0 |
| at WYO | 0 | 0 | 0.0 | 0 | 0 |
| UNM | 0 | 0 | 0.0 | 0 | 0 |
| AFA | 0 | 0 | 0.0 | 0 | 0 |
| at CSU | 0 | 0 | 0.0 | 0 | 0 |

| 2019 | Att | Yds | Avg | TD | LG |
|---------|-----|-----|------|----|----|
| at WF | 0 | 0 | 0 | 0 | 0 |
| SB | 0 | 0 | 0 | 0 | 0 |
| at SDSU | 0 | 0 | 0 | 0 | 0 |
| CSU | 0 | 0 | 0 | 0 | 0 |
| at LSU | 0 | 0 | 0 | 0 | 0 |
| NEV | 0 | 0 | 0 | 0 | 0 |
| at AFA | 0 | 0 | 0 | 0 | 0 |
| BYU | 2 | 9 | 4.5 | 0 | 9 |
| at FS | 1 | 0 | 0.0 | 0 | 0 |
| WYO | 1 | 1 | 1.0 | 0 | 1 |
| BSU | 1 | 10 | 10.0 | 0 | 10 |
| at UNM | 0 | 0 | 0 | 0 | 0 |
| vs. KSU | 1 | 57 | 57.0 | 1 | 57 |

| 2018 | Att | Yds | Avg | TD | LG |
|---------|-----|-----|------|----|----|
| at MSU | 0 | 0 | 0.0 | 0 | 0 |
| NMSU | 0 | 0 | 0.0 | 0 | 0 |
| TTU | 1 | 27 | 27.0 | 0 | 27 |
| AFA | 0 | 0 | 0.0 | 0 | 0 |
| at BYU | 1 | 3 | 3.0 | 0 | 3 |
| UNLV | 0 | 0 | 0.0 | 0 | 0 |
| at WYO | 0 | 0 | 0.0 | 0 | 0 |
| UNM | 0 | 0 | 0.0 | 0 | 0 |
| at UH | 0 | 0 | 0.0 | 0 | 0 |
| SJSU | 0 | 0 | 0.0 | 0 | 0 |
| at CSU | 0 | 0 | 0.0 | 0 | 0 |
| at BSU | 0 | 0 | 0.0 | 0 | 0 |
| vs. UNT | 0 | 0 | 0.0 | 0 | 0 |

GAME-BY-GAME PUNT RETURNS

| 2020 | Ret | Yds | Avg | TD | LG |
|--------|-----|-----|-----|----|----|
| at BSU | 0 | 0 | 0.0 | 0 | 0 |
| SDSU | 0 | 0 | 0.0 | 0 | 0 |
| at NEV | 0 | 0 | 0.0 | 0 | 0 |
| FS | 0 | 0 | 0.0 | 0 | 0 |
| at WYO | 0 | 0 | 0.0 | 0 | 0 |
| UNM | 0 | 0 | 0.0 | 0 | 0 |
| AFA | 0 | 0 | 0.0 | 0 | 0 |
| at CSU | 0 | 0 | 0.0 | 0 | 0 |

| 2019 | Ret | Yds | Avg | TD | LG |
|---------|-----|-----|------|----|----|
| at WF | 0 | 0 | 0.0 | 0 | 0 |
| SB | 1 | 45 | 45.0 | 1 | 45 |
| at SDSU | 0 | 0 | 0.0 | 0 | 0 |





2020 UTAH STATE PLAYER STATS

| | | | | | |
|---------|---|---|-----|---|---|
| CSU | 0 | 0 | 0.0 | 0 | 0 |
| at LSU | 0 | 0 | 0.0 | 0 | 0 |
| NEV | 0 | 0 | 0.0 | 0 | 0 |
| at AFA | 0 | 0 | 0.0 | 0 | 0 |
| BYU | 0 | 0 | 0.0 | 0 | 0 |
| at FS | 0 | 0 | 0.0 | 0 | 0 |
| WYO | 0 | 0 | 0.0 | 0 | 0 |
| BSU | 0 | 0 | 0.0 | 0 | 0 |
| at UNM | 0 | 0 | 0.0 | 0 | 0 |
| vs. KSU | 0 | 0 | 0.0 | 0 | 0 |

| | | | | | |
|---------|-----|-----|------|----|----|
| 2018 | Ret | Yds | Avg | TD | LG |
| at MSU | 0 | 0 | 0.0 | 0 | 0 |
| NMSU | 1 | 2 | 2.0 | 0 | 2 |
| TTU | 1 | 17 | 17.0 | 0 | 17 |
| AFA | 0 | 0 | 0.0 | 0 | 0 |
| at BYU | 0 | 0 | 0.0 | 0 | 0 |
| UNLV | 2 | 25 | 12.5 | 0 | 0 |
| at WYO | 0 | 0 | 0.0 | 0 | 0 |
| UNM | 0 | 0 | 0.0 | 0 | 0 |
| at UH | 0 | 0 | 0.0 | 0 | 0 |
| SJSU | 0 | 0 | 0.0 | 0 | 0 |
| at CSU | 2 | 11 | 5.5 | 0 | 9 |
| at BSU | 0 | 0 | 0.0 | 0 | 0 |
| vs. UNT | 0 | 0 | 0.0 | 0 | 0 |

GAME-BY-GAME KICKOFF RETURNS

| | | | | | |
|--------|-----|-----|------|----|----|
| 2020 | Ret | Yds | Avg | TD | LG |
| at BSU | 3 | 60 | 20.0 | 0 | 25 |
| SDSU | 1 | 18 | 18.0 | 0 | 18 |
| at NEV | 0 | 0 | 0.0 | 0 | 0 |
| FS | 0 | 0 | 0.0 | 0 | 0 |
| at WYO | 0 | 0 | 0.0 | 0 | 0 |
| UNM | 0 | 0 | 0.0 | 0 | 0 |
| AFA | 0 | 0 | 0.0 | 0 | 0 |
| at CSU | 0 | 0 | 0.0 | 0 | 0 |

| | | | | | |
|---------|-----|-----|------|----|-------|
| 2019 | Ret | Yds | Avg | TD | LG |
| at WF | 0 | 0 | 0.0 | 0 | 0 |
| SB | 0 | 0 | 0.0 | 0 | 0 |
| at SDSU | 0 | 0 | 0.0 | 0 | 0 |
| CSU | 0 | 0 | 0.0 | 0 | 0 |
| at LSU | 0 | 0 | 0.0 | 0 | 0 |
| NEV | 0 | 0 | 0.0 | 0 | 0 |
| at AFA | 0 | 0 | 0.0 | 0 | 0 |
| BYU | 0 | 0 | 0.0 | 0 | 0 |
| at FS | 0 | 0 | 0.0 | 0 | 0 |
| WYO | 0 | 0 | 0.0 | 0 | 0 |
| BSU | 1 | 22 | 22.0 | 0 | 22 |
| at UNM | 0 | 0 | 0.0 | 0 | 0 vs. |
| KSU | 0 | 0 | 0.0 | 0 | 0 |

| | | | | | |
|---------|-----|-----|------|----|----|
| 2018 | Ret | Yds | Avg | TD | LG |
| at MSU | 0 | 0 | 0.0 | 0 | 0 |
| NMSU | 0 | 0 | 0.0 | 0 | 0 |
| TTU | 1 | 20 | 20.0 | 0 | 20 |
| AFA | 0 | 0 | 0.0 | 0 | 0 |
| at BYU | 0 | 0 | 0.0 | 0 | 0 |
| UNLV | 0 | 0 | 0.0 | 0 | 0 |
| at WYO | 0 | 0 | 0.0 | 0 | 0 |
| UNM | 0 | 0 | 0.0 | 0 | 0 |
| at UH | 0 | 0 | 0.0 | 0 | 0 |
| SJSU | 0 | 0 | 0.0 | 0 | 0 |
| at CSU | 0 | 0 | 0.0 | 0 | 0 |
| at BSU | 0 | 0 | 0.0 | 0 | 0 |
| vs. UNT | 0 | 48 | 48.0 | 0 | 48 |



14 - ZAHODRI JACKSON
CB • 5-10 • 185 • JR-2L
Sarasota, Fla.
(Riverview HS)

CAREER STATS - DEFENSE

| Year | G/GS | UA-AT-TT | TFL | Sack | INT | PB | FF | FR |
|-------|------|----------|-------|-------|-----|----|----|----|
| 2018 | 13/1 | 5-1-6 | 0.0-0 | 0.0-0 | 0-0 | 0 | 0 | 0 |
| 2019 | 4/1 | 2-3-5 | 0.0-0 | 0.0-0 | 0-0 | 1 | 0 | 0 |
| 2020 | 3/3 | 12-4-16 | 0.0-0 | 0.0-0 | 0-0 | 2 | 0 | 0 |
| TOTAL | 20/5 | 19-8-27 | 0.0-0 | 0.0-0 | 0-0 | 3 | 0 | 0 |

CAREER HIGHS - DEFENSE

Tackles: 7, at Nevada (11/5/20)
PBU: 2, vs. San Diego State (10/31/20)
QBH: 1, vs. San Diego State (10/31/20)

GAME-BY-GAME DEFENSE

| 2020 | G/GS | U-A-T | TFL | Sack | INT | PB | QH | F/R |
|--------|------|-------|-------|-------|-----|----|----|-----|
| at BSU | 1/1 | 4-2-6 | 0.0-0 | 0.0-0 | 0 | 0 | 0 | 0/0 |
| SDSU | 1/1 | 3-0-3 | 0.0-0 | 0.0-0 | 0 | 2 | 1 | 0/0 |
| at NEV | 1/1 | 5-2-7 | 0.0-0 | 0.0-0 | 0 | 0 | 0 | 0/0 |
| FS | 0/0 | 0-0-0 | 0.0-0 | 0.0-0 | 0 | 0 | 0 | 0/0 |
| at WYO | 0/0 | 0-0-0 | 0.0-0 | 0.0-0 | 0 | 0 | 0 | 0/0 |
| UNM | 0/0 | 0-0-0 | 0.0-0 | 0.0-0 | 0 | 0 | 0 | 0/0 |
| AFA | 0/0 | 0-0-0 | 0.0-0 | 0.0-0 | 0 | 0 | 0 | 0/0 |
| at CSU | 0/0 | 0-0-0 | 0.0-0 | 0.0-0 | 0 | 0 | 0 | 0/0 |

| 2019 | G/GS | U-A-T | TFL | Sack | INT | PB | QH | F/R |
|---------|------|-------|-------|-------|-----|----|----|-----|
| at WF | 1/1 | 1-3-4 | 0.0-0 | 0.0-0 | 0 | 1 | 0 | 0/0 |
| SB | 0/0 | 0.0-0 | 0.0-0 | 0.0-0 | 0 | 0 | 0 | 0/0 |
| at SDSU | 0/0 | 0-0-0 | 0.0-0 | 0.0-0 | 0 | 0 | 0 | 0/0 |
| CSU | 0/0 | 0-0-0 | 0.0-0 | 0.0-0 | 0 | 0 | 0 | 0/0 |
| at LSU | 0/0 | 0-0-0 | 0.0-0 | 0.0-0 | 0 | 0 | 0 | 0/0 |
| NEV | 0/0 | 0-0-0 | 0.0-0 | 0.0-0 | 0 | 0 | 0 | 0/0 |
| at AFA | 0/0 | 0-0-0 | 0.0-0 | 0.0-0 | 0 | 0 | 0 | 0/0 |
| BYU | 0/0 | 0-0-0 | 0.0-0 | 0.0-0 | 0 | 0 | 0 | 0/0 |
| at FS | 0/0 | 0-0-0 | 0.0-0 | 0.0-0 | 0 | 0 | 0 | 0/0 |
| WYO | 0/0 | 0-0-0 | 0.0-0 | 0.0-0 | 0 | 0 | 0 | 0/0 |
| BSU | 1/0 | 0-0-0 | 0.0-0 | 0.0-0 | 0 | 0 | 0 | 0/0 |
| at UNM | 1/0 | 0-0-0 | 0.0-0 | 0.0-0 | 0 | 0 | 0 | 0/0 |
| vs. KSU | 1/0 | 1-0-1 | 0.0-0 | 0.0-0 | 0 | 0 | 0 | 0/0 |

| 2018 | G/GS | U-A-T | TFL | Sack | INT | PB | QH | F/R |
|---------|------|-------|-------|-------|-----|----|----|-----|
| at MSU | 1/0 | 0-0-0 | 0.0-0 | 0.0-0 | 0 | 0 | 0 | 0/0 |
| NMSU | 1/0 | 1-0-1 | 0.0-0 | 0.0-0 | 0 | 0 | 0 | 0/0 |
| TTU | 1/0 | 1-0-1 | 0.0-0 | 0.0-0 | 0 | 0 | 0 | 0/0 |
| AFA | 1/0 | 0-0-0 | 0.0-0 | 0.0-0 | 0 | 0 | 0 | 0/0 |
| at BYU | 1/0 | 0-0-0 | 0.0-0 | 0.0-0 | 0 | 0 | 0 | 0/0 |
| UNLV | 1/0 | 0-0-0 | 0.0-0 | 0.0-0 | 0 | 0 | 0 | 0/0 |
| at WYO | 1/0 | 0-1-1 | 0.0-0 | 0.0-0 | 0 | 0 | 0 | 0/0 |
| UNM | 1/0 | 0-0-0 | 0.0-0 | 0.0-0 | 0 | 0 | 0 | 0/0 |
| at UH | 1/0 | 1-0-1 | 0.0-0 | 0.0-0 | 0 | 0 | 0 | 0/0 |
| SJSU | 1/0 | 0-0-0 | 0.0-0 | 0.0-0 | 0 | 0 | 0 | 0/0 |
| at CSU | 1/0 | 1-0-1 | 0.0-0 | 0.0-0 | 0 | 0 | 0 | 0/0 |
| at BSU | 1/0 | 1-0-1 | 0.0-0 | 0.0-0 | 0 | 0 | 0 | 0/0 |
| vs. UNT | 1/1 | 0-0-0 | 0.0-0 | 0.0-0 | 0 | 0 | 0 | 0/0 |



15 - JASON SHELLEY
QB • 5-11 • 190 • JR-TR
Frisco, Texas
(Lone Star HS)
(Utah)

CAREER STATS - PASSING

| Year | G/GS | Cmp | Att | Int | Pct | Yds | TD | LG | EFF |
|-------|------|-----|-----|-----|------|-------|----|----|-------|
| 2018 | 9/5 | 98 | 168 | 6 | .583 | 1,162 | 5 | 61 | 119.1 |
| 2019 | 10/0 | 6 | 11 | 0 | .545 | 43 | 1 | 10 | 117.4 |
| 2020 | 3/3 | 42 | 75 | 2 | .560 | 276 | 2 | 37 | 90.4 |
| TOTAL | 22/8 | 146 | 254 | 8 | .575 | 1,481 | 8 | 61 | 110.5 |

CAREER HIGHS - PASSING

Attempts: 45, vs. Northwestern (12/31/18)
Completions: 27, vs. Northwestern (12/31/18)
Passing Yards: 302, vs. Northwestern (12/31/18)
Passing TDs: 2, two times
Long Pass: 61, at Colorado (11/17/18)

CAREER STATS - RUSHING

| Year | Rush | Yds | Avg | TD | Long |
|-------|------|-----|-----|----|------|
| 2018 | 63 | 192 | 3.0 | 3 | 40 |
| 2019 | 19 | 31 | 1.6 | 1 | 17 |
| 2020 | 21 | 60 | 2.9 | 0 | 20 |
| TOTAL | 103 | 283 | 2.7 | 4 | 40 |

CAREER HIGHS - RUSHING

Rushes: 13, vs. Oregon (11/10/18)
Rushing Yards: 61, vs. BYU (11/24/18)
Rushing TDs: 2, vs. Oregon (11/10/18)
Long Rush: 40, vs. Weber St. (8/30/18)

CAREER STATS - TOTAL OFFENSE

| Year | Rush | Pass | Total | Avg/G |
|-------|------|-------|-------|-------|
| 2018 | 63 | 1,162 | 1,225 | 136.1 |
| 2019 | 19 | 43 | 62 | 6.2 |
| 2020 | 60 | 276 | 336 | 112.0 |
| TOTAL | 142 | 1,481 | 1,623 | 73.7 |

GAME-BY-GAME PASSING

| 2020 | G/GS | Cmp | Att | Pct | Yds | TD | INT | LG |
|--------|------|-----|-----|------|-----|----|-----|----|
| at BSU | 1/1 | 14 | 27 | .519 | 92 | 0 | 1 | 13 |
| SDSU | 1/1 | 13 | 21 | .619 | 88 | 1 | 1 | 37 |
| at NEV | 1/1 | 15 | 27 | .556 | 96 | 1 | 0 | 20 |
| FS | 0/0 | 0 | 0 | .000 | 0 | 0 | 0 | 0 |
| at WYO | 0/0 | 0 | 0 | .000 | 0 | 0 | 0 | 0 |
| UNM | 0/0 | 0 | 0 | .000 | 0 | 0 | 0 | 0 |
| AFA | 0/0 | 0 | 0 | .000 | 0 | 0 | 0 | 0 |
| at CSU | 0/0 | 0 | 0 | .000 | 0 | 0 | 0 | 0 |

GAME-BY-GAME RUSHING

| 2020 | Att | Yds | Avg | TD | LG |
|--------|-----|-----|-----|----|----|
| at BSU | 9 | 4 | 0.4 | 0 | 13 |
| SDSU | 5 | 22 | 4.4 | 0 | 14 |
| at NEV | 7 | 46 | 6.6 | 0 | 20 |
| FS | 0 | 0 | 0.0 | 0 | 0 |
| at WYO | 0 | 0 | 0.0 | 0 | 0 |
| UNM | 0 | 0 | 0.0 | 0 | 0 |
| AFA | 0 | 0 | 0.0 | 0 | 0 |
| at CSU | 0 | 0 | 0.0 | 0 | 0 |



15 - SIMON THOMPSON
ILB • 6-1 • 205 • FR-RS
Salem, Ore.
(West Salem HS)

CAREER STATS - DEFENSE

| Year | G/GS | UA-AT-TT | TFL | Sack | INT | PB | FF | FR |
|-------|------|----------|-------|-------|-----|----|----|----|
| 2019 | 1/0 | 0-0-0 | 0.0-0 | 0.0-0 | 0-0 | 0 | 0 | 0 |
| 2020 | 0/0 | 0-0-0 | 0.0-0 | 0.0-0 | 0-0 | 0 | 0 | 0 |
| TOTAL | 1/0 | 0-0-0 | 0.0-0 | 0.0-0 | 0-0 | 0 | 0 | 0 |

GAME-BY-GAME DEFENSE

| 2020 | G/GS | U-A-T | TFL | Sack | INT | PB | QH | F/R |
|--------|------|-------|-------|-------|-----|----|----|-----|
| at BSU | 0/0 | 0-0-0 | 0.0-0 | 0.0-0 | 0 | 0 | 0 | 0/0 |
| SDSU | 0/0 | 0-0-0 | 0.0-0 | 0.0-0 | 0 | 0 | 0 | 0/0 |
| at NEV | 0/0 | 0-0-0 | 0.0-0 | 0.0-0 | 0 | 0 | 0 | 0/0 |
| FS | 0/0 | 0-0-0 | 0.0-0 | 0.0-0 | 0 | 0 | 0 | 0/0 |
| at WYO | 0/0 | 0-0-0 | 0.0-0 | 0.0-0 | 0 | 0 | 0 | 0/0 |
| UNM | 0/0 | 0-0-0 | 0.0-0 | 0.0-0 | 0 | 0 | 0 | 0/0 |
| AFA | 0/0 | 0-0-0 | 0.0-0 | 0.0-0 | 0 | 0 | 0 | 0/0 |
| at CSU | 0/0 | 0-0-0 | 0.0-0 | 0.0-0 | 0 | 0 | 0 | 0/0 |

| 2019 | G/GS | U-A-T | TFL | Sack | INT | PB | QH | F/R |
|---------|------|-------|-------|-------|-----|----|----|-----|
| at WF | 0/0 | 0-0-0 | 0.0-0 | 0.0-0 | 0 | 0 | 0 | 0/0 |
| SB | 0/0 | 0.0-0 | 0.0-0 | 0.0-0 | 0 | 0 | 0 | 0/0 |
| at SDSU | 0/0 | 0-0-0 | 0.0-0 | 0.0-0 | 0 | 0 | 0 | 0/0 |
| CSU | 0/0 | 0-0-0 | 0.0-0 | 0.0-0 | 0 | 0 | 0 | 0/0 |
| at LSU | 0/0 | 0-0-0 | 0.0-0 | 0.0-0 | 0 | 0 | 0 | 0/0 |
| NEV | 0/0 | 0-0-0 | 0.0-0 | 0.0-0 | 0 | 0 | 0 | 0/0 |



| | | | | | | | | |
|---------|-----|-------|-------|-------|---|---|---|-----|
| at AFA | 0/0 | 0-0-0 | 0-0-0 | 0-0-0 | 0 | 0 | 0 | 0/0 |
| BYU | 0/0 | 0-0-0 | 0-0-0 | 0-0-0 | 0 | 0 | 0 | 0/0 |
| at FS | 0/0 | 0-0-0 | 0-0-0 | 0-0-0 | 0 | 0 | 0 | 0/0 |
| WYO | 1/0 | 0-0-0 | 0-0-0 | 0-0-0 | 0 | 0 | 0 | 0/0 |
| BSU | 0/0 | 0-0-0 | 0-0-0 | 0-0-0 | 0 | 0 | 0 | 0/0 |
| at UNM | 0/0 | 0-0-0 | 0-0-0 | 0-0-0 | 0 | 0 | 0 | 0/0 |
| vs. KSU | 0/0 | 0-0-0 | 0-0-0 | 0-0-0 | 0 | 0 | 0 | 0/0 |

**16 - JORDAN NATHAN****WR • 5-8 • 180 • SR-3L**Monrovia, Calif.
(Monrovia HS)**CAREER STATS - RECEIVING**

| Year | G/GS | Rec | Yds | Avg | TD | Long |
|--------------|--------------|------------|--------------|-------------|----------|-----------|
| 2017 | 13/12 | 25 | 324 | 13.0 | 2 | 75 |
| 2018 | 12/6 | 28 | 297 | 10.6 | 3 | 42 |
| 2019 | 13/12 | 56 | 581 | 10.4 | 1 | 52 |
| 2020 | 3/2 | 4 | 18 | 4.5 | 0 | 7 |
| TOTAL | 41/32 | 102 | 1,214 | 11.9 | 6 | 75 |

CAREER HIGHS - RECEIVING

Receptions: 9, vs. Kent State (12/20/19)

Yards: 133, vs. BYU (11/2/19)

Receiving TDs: 1, six times

Long Catch: 75, at UNLV (10/21/17)

CAREER STATS - RUSHING

| Year | Rush | Yds | Avg | TD | Long |
|--------------|-----------|-----------|------------|----------|-----------|
| 2017 | 7 | 30 | 4.3 | 0 | 19 |
| 2018 | 1 | -2 | -2.0 | 0 | 0 |
| 2019 | 7 | 40 | 5.7 | 1 | 12 |
| 2020 | 0 | 0 | 0.0 | 0 | 0 |
| TOTAL | 15 | 68 | 4.5 | 1 | 19 |

CAREER HIGHS - RUSHING

Rushes: 5, at New Mexico (11/30/19)

Rushing Yards: 26, at New Mexico (11/30/19)

Rushing TDs: 1, at New Mexico (11/30/19)

Long Rush: 19, at Wisconsin (9/1/17)

CAREER STATS - PUNT RETURNS

| Year | Ret | Yds | Avg | TD | Long |
|--------------|-----------|------------|------------|----------|-----------|
| 2017 | 23 | 196 | 8.5 | 0 | 70 |
| 2018 | 20 | 166 | 8.3 | 1 | 59 |
| 2019 | 11 | 93 | 8.5 | 0 | 21 |
| 2020 | 1 | 1 | 1.0 | 0 | 1 |
| TOTAL | 55 | 456 | 8.3 | 1 | 70 |

CAREER HIGHS - PUNT RETURNS

Returns: 6, vs. New Mexico State (12/29/17)

Yards: 92, at UNLV (10/21/17)

TD: 1, vs. Tennessee Tech (9/13/18)

Long Return: 70, at UNLV (10/21/17)

CAREER STATS - KICKOFF RETURNS

| Year | Ret | Yds | Avg | TD | LG |
|--------------|----------|----------|------------|----------|----------|
| 2017 | 0 | 0 | 0.0 | 0 | 0 |
| 2018 | 1 | 5 | 5.0 | 0 | 5 |
| 2019 | 2 | 4 | 2.0 | 0 | 4 |
| 2020 | 0 | 0 | 0.0 | 0 | 0 |
| TOTAL | 3 | 9 | 3.0 | 0 | 5 |

CAREER HIGHS - KICKOFF RETURNS

Returns: 1, three times

Yards: 5, vs. UNLV (10/13/18)

Long Return: 5, vs. UNLV (10/13/18)

GAME-BY-GAME RECEIVING

| 2020 | G/GS | Rec | Yds | Avg | TD | LG |
|--------|------|-----|-----|-----|----|----|
| at BSU | 1/1 | 2 | 7 | 3.5 | 0 | 7 |
| SDSU | 1/0 | 1 | 5 | 5.0 | 0 | 5 |
| at NEV | 1/1 | 1 | 6 | 6.0 | 0 | 6 |
| FS | 0/0 | 0 | 0 | 0.0 | 0 | 0 |
| at WYO | 0/0 | 0 | 0 | 0.0 | 0 | 0 |
| UNM | 0/0 | 0 | 0 | 0.0 | 0 | 0 |
| AFA | 0/0 | 0 | 0 | 0.0 | 0 | 0 |
| at CSU | 0/0 | 0 | 0 | 0.0 | 0 | 0 |

| 2019 | G/GS | Rec | Yds | Avg | TD | LG |
|---------|------|-----|-----|------|----|----|
| at WF | 1/0 | 6 | 83 | 13.8 | 1 | 27 |
| SB | 1/1 | 3 | 33 | 11.0 | 0 | 26 |
| at SDSU | 1/1 | 4 | 20 | 5.0 | 0 | 12 |
| CSU | 1/1 | 2 | 2 | 1.0 | 0 | 4 |
| at LSU | 1/1 | 4 | 51 | 12.8 | 0 | 35 |
| NEV | 1/1 | 1 | 8 | 8.0 | 0 | 8 |
| at AFA | 1/1 | 1 | 11 | 11.0 | 0 | 11 |
| BYU | 1/1 | 7 | 133 | 19.0 | 0 | 52 |
| at FS | 1/1 | 4 | 68 | 17.0 | 0 | 36 |
| WYO | 1/1 | 4 | 24 | 6.0 | 0 | 11 |
| at BSU | 1/1 | 7 | 46 | 6.6 | 0 | 25 |
| at UNM | 1/1 | 4 | 31 | 7.8 | 0 | 15 |
| vs. KSU | 1/1 | 9 | 71 | 7.9 | 0 | 15 |

| 2018 | G/GS | Rec | Yds | Avg | TD | LG |
|---------|------|-----|-----|------|----|----|
| at MSU | 1/1 | 4 | 64 | 16.0 | 0 | 28 |
| NMSU | 1/1 | 2 | 17 | 8.5 | 0 | 15 |
| TTU | 1/1 | 3 | 30 | 10.0 | 0 | 12 |
| AFA | 1/1 | 2 | 23 | 11.5 | 0 | 15 |
| at BYU | 1/1 | 0 | 0 | 0.0 | 0 | 0 |
| UNLV | 1/0 | 2 | 19 | 9.5 | 1 | 24 |
| at WYO | 1/0 | 3 | 12 | 4.0 | 0 | 7 |
| UNM | 1/1 | 2 | 39 | 19.5 | 1 | 22 |
| at UH | 1/0 | 2 | 17 | 8.5 | 0 | 9 |
| SJSU | 1/0 | 3 | 47 | 15.7 | 1 | 42 |
| at CSU | 0/0 | 0 | 0 | 0.0 | 0 | 0 |
| at BSU | 1/0 | 3 | 17 | 5.7 | 0 | 11 |
| vs. UNT | 1/0 | 2 | 12 | 6.0 | 0 | 10 |

| 2017 | G/GS | Rec | Yds | Avg | TD | LG |
|---------|------|-----|-----|------|----|----|
| at WIS | 1/1 | 3 | 23 | 7.7 | 0 | 15 |
| ISU | 1/1 | 6 | 63 | 10.5 | 1 | 19 |
| at WF | 1/1 | 2 | 13 | 6.5 | 0 | 8 |
| at SJSU | 1/1 | 5 | 34 | 6.8 | 0 | 21 |
| BYU | 1/1 | 0 | 0 | 0.0 | 0 | 0 |
| CSU | 1/1 | 0 | 10 | 10.0 | 0 | 0 |
| WYO | 1/1 | 0 | 0 | 0.0 | 0 | 0 |
| at UNLV | 1/1 | 3 | 92 | 30.7 | 1 | 75 |
| BSU | 1/1 | 2 | 45 | 22.5 | 0 | 34 |
| at UNM | 1/1 | 2 | 15 | 7.5 | 0 | 13 |
| UH | 1/1 | 1 | 14 | 14.0 | 0 | 14 |
| at AFA | 1/1 | 1 | 15 | 15.0 | 0 | 15 |
| vs NMSU | 0/0 | 0 | 0 | 0 | 0 | 0 |

GAME-BY-GAME RUSHING

| 2020 | Att | Yds | Avg | TD | LG |
|--------|-----|-----|-----|----|----|
| at BSU | 0 | 0 | 0.0 | 0 | 0 |
| SDSU | 0 | 0 | 0.0 | 0 | 0 |
| at NEV | 0 | 0 | 0.0 | 0 | 0 |
| FS | 0 | 0 | 0.0 | 0 | 0 |
| at WYO | 0 | 0 | 0.0 | 0 | 0 |
| UNM | 0 | 0 | 0.0 | 0 | 0 |
| AFA | 0 | 0 | 0.0 | 0 | 0 |
| at CSU | 0 | 0 | 0.0 | 0 | 0 |

| 2019 | Att | Yds | Avg | TD | LG |
|---------|-----|-----|-----|----|----|
| at WF | 0 | 0 | 0 | 0 | 0 |
| SB | 0 | 0 | 0 | 0 | 0 |
| at SDSU | 0 | 0 | 0 | 0 | 0 |
| CSU | 0 | 0 | 0 | 0 | 0 |
| at LSU | 0 | 0 | 0 | 0 | 0 |
| NEV | 0 | 0 | 0 | 0 | 0 |
| at AFA | 0 | 0 | 0 | 0 | 0 |
| BYU | 0 | 0 | 0 | 0 | 0 |
| at FS | 0 | 0 | 0 | 0 | 0 |
| WYO | 0 | 0 | 0 | 0 | 0 |
| BSU | 0 | 0 | 0 | 0 | 0 |
| at UNM | 5 | 26 | 5.2 | 1 | 11 |
| vs. KSU | 2 | 14 | 7.0 | 0 | 12 |

| 2018 | Att | Yds | Avg | TD | LG |
|--------|-----|-----|-----|----|----|
| at MSU | 0 | 0 | 0.0 | 0 | 0 |
| NMSU | 0 | 0 | 0.0 | 0 | 0 |
| TTU | 0 | 0 | 0.0 | 0 | 0 |
| AFA | 0 | 0 | 0.0 | 0 | 0 |

| | | | | | |
|---------|---|----|------|---|---|
| at BYU | 0 | 0 | 0.0 | 0 | 0 |
| UNLV | 0 | 0 | 0.0 | 0 | 0 |
| at WYO | 0 | 0 | 0.0 | 0 | 0 |
| UNM | 0 | 0 | 0.0 | 0 | 0 |
| at UH | 0 | 0 | 0.0 | 0 | 0 |
| SJSU | 0 | 0 | 0.0 | 0 | 0 |
| at CSU | 0 | 0 | 0.0 | 0 | 0 |
| at BSU | 0 | 0 | 0.0 | 0 | 0 |
| vs. UNT | 1 | -2 | -2.0 | 0 | 0 |

| 2017 | Att | Yds | Avg | TD | LG |
|---------|-----|-----|------|----|----|
| at WIS | 3 | 15 | 5.0 | 0 | 19 |
| ISU | 0 | 0 | 0.0 | 0 | 0 |
| at WF | 1 | -2 | -2.0 | 0 | 0 |
| at SJSU | 1 | 10 | 10.0 | 0 | 10 |
| BYU | 1 | 7 | 7.0 | 0 | 7 |
| CSU | 0 | 0 | 0.0 | 0 | 0 |
| WYO | 0 | 0 | 0.0 | 0 | 0 |
| at UNLV | 0 | 0 | 0.0 | 0 | 0 |
| BSU | 0 | 0 | 0.0 | 0 | 0 |
| at UNM | 0 | 0 | 0.0 | 0 | 0 |
| UH | 1 | 0 | 0.0 | 0 | 0 |
| at AFA | 0 | 0 | 0.0 | 0 | 0 |
| vs NMSU | 0 | 0 | 0.0 | 0 | 0 |

GAME-BY-GAME PUNT RETURNS

| 2020 | Ret | Yds | Avg | TD | LG |
|--------|-----|-----|-----|----|----|
| at BSU | 0 | 0 | 0.0 | 0 | 0 |
| SDSU | 0 | 0 | 0.0 | 0 | 0 |
| at NEV | 1 | 1 | 1.0 | 0 | 1 |
| FS | 0 | 0 | 0.0 | 0 | 0 |
| at WYO | 0 | 0 | 0.0 | 0 | 0 |
| UNM | 0 | 0 | 0.0 | 0 | 0 |
| AFA | 0 | 0 | 0.0 | 0 | 0 |
| at CSU | 0 | 0 | 0.0 | 0 | 0 |

| 2019 | Ret | Yds | Avg | TD | LG |
|---------|-----|-----|------|----|----|
| at WF | 0 | 0 | 0.0 | 0 | 0 |
| SB | 2 | 27 | 13.5 | 0 | 21 |
| at SDSU | 0 | 0 | 0.0 | 0 | 0 |
| CSU | 1 | -2 | -2.0 | 0 | 0 |
| at LSU | 0 | 0 | 0.0 | 0 | 0 |
| NEV | 1 | 20 | 20.0 | 0 | 20 |
| at AFA | 0 | 0 | 0.0 | 0 | 0 |
| BYU | 1 | 0 | 0.0 | 0 | 0 |
| at FS | 1 | 8 | 8.0 | 0 | 8 |
| WYO | 1 | 15 | 15.0 | 0 | 15 |
| BSU | 0 | 0 | 0.0 | 0 | 0 |
| at UNM | 3 | 25 | 8.3 | 0 | 13 |
| vs. KSU | 1 | 0 | 0.0 | 0 | 0 |

| 2018 | Ret | Yds | Avg | TD | LG |
|---------|-----|-----|------|----|----|
| at MSU | 1 | 13 | 13.0 | 0 | 13 |
| NMSU | 3 | 45 | 15.0 | 0 | 35 |
| TTU | 3 | 74 | 24.7 | 1 | 59 |
| AFA | 1 | 1 | 1.0 | 0 | 1 |
| at BYU | 0 | 0 | 0.0 | 0 | 0 |
| UNLV | 0 | 0 | 0.0 | 0 | 0 |
| at WYO | 0 | 0 | 0.0 | 0 | 0 |
| UNM | 2 | 4 | 2.0 | 0 | 2 |
| at UH | 1 | 2 | 2.0 | 0 | 2 |
| SJSU | 1 | -8 | -8.0 | 0 | 0 |
| at CSU | 0 | 0 | 0.0 | 0 | 0 |
| at BSU | 2 | 21 | 10.5 | 0 | 22 |
| vs. UNT | 1 | 0 | 0.0 | 0 | 0 |

| 2017 | Ret | Yds | Avg | TD | LG |
|---------|-----|-----|------|----|----|
| at WIS | 0 | 0 | 0.0 | 0 | 0 |
| ISU | 3 | 40 | 13.3 | 0 | 20 |
| at WF | 1 | 20 | 20.0 | 0 | 20 |
| at SJSU | 0 | 0 | 0.0 | 0 | 0 |
| BYU | 2 | 1 | 0.5 | 0 | 2 |
| CSU | 2 | 10 | 5.0 | 0 | 7 |
| WYO | 1 | 10 | 10.0 | 0 | 10 |
| at UNLV | 2 | 92 | 46.0 | 0 | 70 |
| BSU | 3 | -3 | -1.0 | 0 | 1 |





2020 UTAH STATE PLAYER STATS

| | | | | | |
|---------|---|----|-----|---|---|
| at UNM | 1 | 8 | 8.0 | 0 | 8 |
| UH | 2 | 2 | 1.0 | 0 | 6 |
| at AFA | 0 | 0 | 0.0 | 0 | 0 |
| vs NMSU | 6 | 16 | 0.4 | 0 | 5 |

GAME-BY-GAME KICKOFF RETURNS

| 2020 | Ret | Yds | Avg | TD | LG |
|--------|-----|-----|-----|----|----|
| at BSU | 0 | 0 | 0.0 | 0 | 0 |
| SDSU | 0 | 0 | 0.0 | 0 | 0 |
| at NEV | 0 | 0 | 0.0 | 0 | 0 |
| FS | 0 | 0 | 0.0 | 0 | 0 |
| at WYO | 0 | 0 | 0.0 | 0 | 0 |
| UNM | 0 | 0 | 0.0 | 0 | 0 |
| AFA | 0 | 0 | 0.0 | 0 | 0 |
| at CSU | 0 | 0 | 0.0 | 0 | 0 |

| 2019 | Ret | Yds | Avg | TD | LG |
|---------|-----|-----|-----|----|--------|
| at WF | 0 | 0 | 0.0 | 0 | 0 |
| SB | 0 | 0 | 0.0 | 0 | 0 |
| at SDSU | 0 | 0 | 0.0 | 0 | 0 |
| CSU | 0 | 0 | 0.0 | 0 | 0 |
| at LSU | 0 | 0 | 0.0 | 0 | 0 |
| NEV | 1 | 0 | 0.0 | 0 | 0 |
| at AFA | 0 | 0 | 0.0 | 0 | 0 |
| BYU | 0 | 0 | 0.0 | 0 | 0 |
| at FS | 0 | 0 | 0.0 | 0 | 0 |
| WYO | 0 | 0 | 0.0 | 0 | 0 |
| BSU | 0 | 0 | 0.0 | 0 | 0 |
| at UNM | 1 | 4 | 4.0 | 0 | 4 v.s. |
| KSU | 0 | 0 | 0.0 | 0 | 0 |

| 2018 | Ret | Yds | Avg | TD | LG |
|---------|-----|-----|-----|----|----|
| at MSU | 0 | 0 | 0.0 | 0 | 0 |
| NMSU | 0 | 0 | 0.0 | 0 | 0 |
| TTU | 0 | 0 | 0.0 | 0 | 0 |
| AFA | 0 | 0 | 0.0 | 0 | 0 |
| at BYU | 0 | 0 | 0.0 | 0 | 0 |
| UNLV | 1 | 5 | 5.0 | 0 | 5 |
| at WYO | 0 | 0 | 0.0 | 0 | 0 |
| UNM | 0 | 0 | 0.0 | 0 | 0 |
| at UH | 0 | 0 | 0.0 | 0 | 0 |
| SJSU | 0 | 0 | 0.0 | 0 | 0 |
| at CSU | 0 | 0 | 0.0 | 0 | 0 |
| at BSU | 0 | 0 | 0.0 | 0 | 0 |
| vs. UNT | 0 | 0 | 0.0 | 0 | 0 |



17 - TAYLOR COMPTON

WR • 5-8 • 175 • SR-2L

Logan, Utah
(Logan HS)

CAREER STATS - RECEIVING

| Year | G/GS | Rec | Yds | Avg | TD | Long |
|--------------|-------------|-----------|------------|------------|----------|-----------|
| 2017 | 2/0 | 0 | 0 | 0.0 | 0 | 0 |
| 2018 | 13/0 | 8 | 58 | 7.2 | 0 | 11 |
| 2019 | 12/1 | 14 | 121 | 8.6 | 0 | 21 |
| 2020 | 2/0 | 0 | 0 | 0.0 | 0 | 0 |
| TOTAL | 29/1 | 22 | 179 | 8.1 | 0 | 21 |

CAREER HIGHS - RECEIVING

Receptions: 3, two times
Receiving Yards: 38, vs. Wyoming (11/16/19)
Long Catch: 21, vs. Wyoming (11/16/19)

GAME-BY-GAME RECEIVING

| 2020 | G/GS | Rec | Yds | Avg | TD | LG |
|--------|------|-----|-----|-----|----|----|
| at BSU | 1/0 | 0 | 0 | 0.0 | 0 | 0 |
| SDSU | 0/0 | 0 | 0 | 0.0 | 0 | 0 |
| at NEV | 1/0 | 0 | 0 | 0.0 | 0 | 0 |
| FS | 0/0 | 0 | 0 | 0.0 | 0 | 0 |
| at WYO | 0/0 | 0 | 0 | 0.0 | 0 | 0 |
| UNM | 0/0 | 0 | 0 | 0.0 | 0 | 0 |
| AFA | 0/0 | 0 | 0 | 0.0 | 0 | 0 |
| at CSU | 0/0 | 0 | 0 | 0.0 | 0 | 0 |

| 2019 | G/GS | Rec | Yds | Avg | TD | LG |
|---------|------|-----|-----|------|----|----|
| at WF | 1/0 | 1 | 0 | 0.0 | 0 | 0 |
| SB | 1/0 | 2 | 35 | 17.5 | 0 | 18 |
| at SDSU | 1/0 | 1 | 14 | 14.0 | 0 | 14 |
| CSU | 1/0 | 0 | 0 | 0.0 | 0 | 0 |
| at LSU | 0/0 | 0 | 0 | 0.0 | 0 | 0 |
| NEV | 1/0 | 2 | 5 | 2.5 | 0 | 4 |
| at AFA | 1/0 | 0 | 0 | 0.0 | 0 | 0 |
| BYU | 1/0 | 2 | 10 | 5.0 | 0 | 6 |
| at FS | 1/0 | 1 | 5 | 5.0 | 0 | 5 |
| WYO | 1/1 | 3 | 38 | 12.7 | 0 | 21 |
| at BSU | 1/0 | 1 | 11 | 11.0 | 0 | 11 |
| at UNM | 1/0 | 1 | 3 | 3.0 | 0 | 3 |
| vs. KSU | 1/0 | 0 | 0 | 0.0 | 0 | 0 |

| 2018 | G/GS | Rec | Yds | Avg | TD | LG |
|---------|------|-----|-----|------|----|----|
| at MSU | 1/0 | 0 | 0 | 0.0 | 0 | 0 |
| NMSU | 1/0 | 0 | 0 | 0.0 | 0 | 0 |
| TTU | 1/0 | 0 | 0 | 0.0 | 0 | 0 |
| AFA | 1/0 | 1 | 10 | 10.0 | 0 | 10 |
| at BYU | 1/0 | 0 | 0 | 0.0 | 0 | 0 |
| UNLV | 1/0 | 1 | 5 | 5.0 | 0 | 5 |
| at WYO | 1/0 | 0 | 0 | 0.0 | 0 | 0 |
| UNM | 1/0 | 2 | 11 | 5.5 | 0 | 8 |
| at UH | 1/0 | 1 | 11 | 11.0 | 0 | 11 |
| SJSU | 1/0 | 3 | 21 | 7.0 | 0 | 11 |
| at CSU | 1/0 | 0 | 0 | 0.0 | 0 | 0 |
| at BSU | 1/0 | 0 | 0 | 0.0 | 0 | 0 |
| vs. UNT | 1/0 | 0 | 0 | 0.0 | 0 | 0 |

| 2017 | G/GS | Rec | Yds | Avg | TD | LG |
|---------|------|-----|-----|-----|----|----|
| at WIS | 0/0 | 0 | 0 | 0.0 | 0 | 0 |
| ISU | 1/0 | 0 | 0 | 0.0 | 0 | 0 |
| at WF | 0/0 | 0 | 0 | 0.0 | 0 | 0 |
| at SJSU | 0/0 | 0 | 0 | 0.0 | 0 | 0 |
| BYU | 0/0 | 0 | 0 | 0.0 | 0 | 0 |
| CSU | 0/0 | 0 | 0 | 0.0 | 0 | 0 |
| WYO | 1/0 | 0 | 0 | 0.0 | 0 | 0 |
| at UNLV | 0/0 | 0 | 0 | 0.0 | 0 | 0 |
| BSU | 0/0 | 0 | 0 | 0.0 | 0 | 0 |
| at UNM | 0/0 | 0 | 0 | 0.0 | 0 | 0 |
| UH | 0/0 | 0 | 0 | 0.0 | 0 | 0 |
| at AFA | 0/0 | 0 | 0 | 0.0 | 0 | 0 |
| vs NMSU | 0/0 | 0 | 0 | 0.0 | 0 | 0 |



18 - DEREK WRIGHT

WR • 6-1 • 190 • SR-1L

Sterling, Utah
(Manti HS)
(Snow College)

CAREER STATS - RECEIVING

| Year | G/GS | Rec | Yds | Avg | TD | Long |
|--------------|-------------|-----------|------------|-------------|----------|-----------|
| 2019 | 10/0 | 7 | 102 | 14.6 | 2 | 30 |
| 2020 | 3/1 | 4 | 31 | 7.8 | 0 | 12 |
| TOTAL | 13/1 | 11 | 133 | 12.1 | 2 | 30 |

CAREER HIGHS - RECEIVING

Receptions: 3, vs. Boise State (11/23/19)
Receiving Yards: 46, vs. Boise State (11/23/19)
Receiving TDs: 1, two times
Long Catch: 30, vs. Stony Brook (9/7/19)

GAME-BY-GAME RECEIVING

| 2020 | G/GS | Rec | Yds | Avg | TD | LG |
|--------|------|-----|-----|-----|----|----|
| at BSU | 1/0 | 2 | 18 | 9.0 | 0 | 12 |
| SDSU | 1/0 | 1 | 9 | 9.0 | 0 | 9 |
| at NEV | 1/1 | 1 | 4 | 4.0 | 0 | 4 |
| FS | 0/0 | 0 | 0 | 0.0 | 0 | 0 |
| at WYO | 0/0 | 0 | 0 | 0.0 | 0 | 0 |
| UNM | 0/0 | 0 | 0 | 0.0 | 0 | 0 |
| AFA | 0/0 | 0 | 0 | 0.0 | 0 | 0 |
| at CSU | 0/0 | 0 | 0 | 0.0 | 0 | 0 |

| 2019 | G/GS | Rec | Yds | Avg | TD | LG |
|-------|------|-----|-----|------|----|----|
| at WF | 1/0 | 0 | 0 | 0.0 | 0 | 0 |
| SB | 1/0 | 2 | 30 | 15.0 | 1 | 30 |

| | | | | | | |
|---------|-----|---|----|------|---|----|
| at SDSU | 1/0 | 0 | 0 | 0.0 | 0 | 0 |
| CSU | 1/0 | 0 | 0 | 0.0 | 0 | 0 |
| at LSU | 1/0 | 1 | 10 | 10.0 | 0 | 10 |
| NEV | 1/0 | 0 | 0 | 0.0 | 0 | 0 |
| at AFA | 0/0 | 0 | 0 | 0.0 | 0 | 0 |
| BYU | 0/0 | 0 | 0 | 0.0 | 0 | 0 |
| at FS | 1/0 | 0 | 0 | 0.0 | 0 | 0 |
| WYO | 0/0 | 0 | 0 | 0.0 | 0 | 0 |
| BSU | 1/0 | 3 | 46 | 15.3 | 0 | 28 |
| at UNM | 1/0 | 1 | 16 | 16.0 | 1 | 16 |
| vs. KSU | 1/0 | 0 | 0 | 0.0 | 0 | 0 |



20 - JAYLEN WARREN

RB • 5-8 • 215 • SR-1L

Salt Lake City, Utah
(East HS)
(Snow College)

CAREER STATS - RUSHING

| Year | G/GS | Rush | Yds | Avg | TD | Long |
|--------------|-------------|------------|------------|------------|----------|-----------|
| 2019 | 12/0 | 112 | 569 | 5.1 | 5 | 59 |
| 2020 | 2/1 | 30 | 116 | 3.9 | 2 | 22 |
| TOTAL | 14/1 | 142 | 685 | 4.8 | 7 | 59 |

CAREER HIGHS - RUSHING

Rushes: 23, at Boise State (10/24/20)
Rushing Yards: 141, at Wake Forest (8/30/19)
Rushing TDs: 2, two times
Long Rush: 59, at Wake Forest (8/30/19)

CAREER STATS - RECEIVING

| Year | Rec | Yds | Avg | TD | Long |
|--------------|-----------|------------|-------------|----------|-----------|
| 2019 | 15 | 182 | 12.1 | 0 | 31 |
| 2020 | 2 | 6 | 3.0 | 0 | 5 |
| TOTAL | 17 | 188 | 11.1 | 0 | 31 |

CAREER HIGHS - RECEIVING

Receptions: 3, at San Diego State (9/21/19)
Yards: 40, at San Diego State (9/21/19)
Long Catch: 31, at Air Force (9/26/19)

GAME-BY-GAME RUSHING

| 2020 | G/GS | Att | Yds | Avg | TD | LG |
|--------|------|-----|-----|-----|----|----|
| at BSU | 1/1 | 23 | 89 | 3.9 | 2 | 22 |
| SDSU | 0/0 | 0 | 0 | 0.0 | 0 | 0 |
| at NEV | 1/0 | 7 | 27 | 3.9 | 0 | 7 |
| FS | 0/0 | 0 | 0 | 0.0 | 0 | 0 |
| at WYO | 0/0 | 0 | 0 | 0.0 | 0 | 0 |
| UNM | 0/0 | 0 | 0 | 0.0 | 0 | 0 |
| AFA | 0/0 | 0 | 0 | 0.0 | 0 | 0 |
| at CSU | 0/0 | 0 | 0 | 0.0 | 0 | 0 |

| 2019 | G/GS | Att | Yds | Avg | TD | LG |
|---------|------|-----|-----|------|----|----|
| at WF | 1/0 | 19 | 141 | 7.4 | 1 | 59 |
| SB | 1/0 | 9 | 105 | 11.7 | 2 | 54 |
| at SDSU | 1/0 | 17 | 74 | 4.4 | 1 | 12 |
| CSU | 1/0 | 5 | 15 | 3.0 | 0 | 5 |
| at LSU | 0/0 | 0 | 0 | 0 | 0 | 0 |
| NEV | 1/0 | 12 | 73 | 6.1 | 0 | 25 |
| at AFA | 1/0 | 2 | 4 | 2.0 | 0 | 2 |
| BYU | 1/0 | 2 | 2 | 1.0 | 0 | 3 |
| at FS | 1/0 | 12 | 30 | 2.5 | 1 | 9 |
| WYO | 1/0 | 10 | 38 | 3.8 | 0 | 16 |
| BSU | 1/0 | 8 | 39 | 4.9 | 0 | 13 |
| at UNM | 1/0 | 10 | 40 | 4.0 | 0 | 11 |
| vs. KSU | 1/0 | 6 | 8 | 1.3 | 0 | 5 |

GAME-BY-GAME RECEIVING

| 2020 | Rec | Yds | Avg | TD | LG |
|--------|-----|-----|-----|----|----|
| at BSU | 0 | 0 | 0.0 | 0 | 0 |
| SDSU | 0 | 0 | 0.0 | 0 | 0 |
| at NEV | 2 | 6 | 3.0 | 0 | 5 |
| FS | 0 | 0 | 0.0 | 0 | 0 |
| at WYO | 0 | 0 | 0.0 | 0 | 0 |
| UNM | 0 | 0 | 0.0 | 0 | 0 |
| AFA | 0 | 0 | 0.0 | 0 | 0 |
| at CSU | 0 | 0 | 0.0 | 0 | 0 |



| 2019 | Rec | Yds | Avg | TD | LG |
|---------|-----|-----|------|----|----|
| at WF | 1 | 1 | 1.0 | 0 | 1 |
| SB | 2 | 27 | 13.5 | 0 | 25 |
| at SDSU | 3 | 40 | 13.3 | 0 | 30 |
| CSU | 1 | 9 | 9.0 | 0 | 9 |
| at LSU | 0 | 0 | 0.0 | 0 | 0 |
| NEV | 1 | 11 | 11.0 | 0 | 11 |
| at AFA | 1 | 31 | 31.0 | 0 | 31 |
| BYU | 1 | 0 | 0.0 | 0 | 0 |
| at FS | 2 | 31 | 15.5 | 0 | 26 |
| WYO | 0 | 0 | 0.0 | 0 | 0 |
| BSU | 1 | 2 | 2.0 | 0 | 2 |
| at UNM | 2 | 4 | 2.0 | 0 | 2 |
| vs. KSU | 1 | 26 | 26.0 | 0 | 26 |

**21 - ANDRE GRAYSON**

CB • 5-8 • 175 • JR-2L
Rancho Cucamonga, Calif.
(Etiwanda HS)

CAREER STATS - DEFENSE

| Year | G/GS | UA-AT-TT | TFL | Sack | INT | PB | FF | FR |
|--------------|-------------|-----------------|---------------|---------------|------------|----------|----------|----------|
| 2018 | 12/0 | 1-3-4 | 0.0-0 | 0.0-0 | 0-0 | 2 | 0 | 0 |
| 2019 | 13/7 | 32-15-47 | 2.0-14 | 1.0-10 | 1-0 | 6 | 2 | 0 |
| 2020 | 3/2 | 2-1-3 | 0.0-0 | 0.0-0 | 0-0 | 0 | 0 | 0 |
| TOTAL | 28/9 | 35-19-54 | 2.0-14 | 1.0-10 | 1-0 | 8 | 2 | 0 |

CAREER HIGHS - DEFENSE

Tackles: 9, vs. Nevada (10/19/19)
 TFL: 2.0, vs. Nevada (10/19/19)
 Sacks: 1.0, TFL: 3.0, two times
 INT: 1, vs. Stony Brook (9/7/19)
 PBU: 3, vs. Nevada (10/19/19)
 FF: 2, vs. Nevada (10/19/19)

GAME-BY-GAME DEFENSE

| 2020 | G/GS | U-A-T | TFL | Sack | INT | PB | QH | F/R |
|--------|------|-------|-------|-------|-----|----|----|-----|
| at BSU | 1/1 | 1-1-2 | 0.0-0 | 0.0-0 | 0 | 0 | 0 | 0/0 |
| SDSU | 1/0 | 0-0-0 | 0.0-0 | 0.0-0 | 0 | 0 | 0 | 0/0 |
| at NEV | 1/1 | 1-0-1 | 0.0-0 | 0.0-0 | 0 | 0 | 0 | 0/0 |
| FS | 0/0 | 0-0-0 | 0.0-0 | 0.0-0 | 0 | 0 | 0 | 0/0 |
| at WYO | 0/0 | 0-0-0 | 0.0-0 | 0.0-0 | 0 | 0 | 0 | 0/0 |
| UNM | 0/0 | 0-0-0 | 0.0-0 | 0.0-0 | 0 | 0 | 0 | 0/0 |
| AFA | 0/0 | 0-0-0 | 0.0-0 | 0.0-0 | 0 | 0 | 0 | 0/0 |
| at CSU | 0/0 | 0-0-0 | 0.0-0 | 0.0-0 | 0 | 0 | 0 | 0/0 |

| 2019 | G/GS | U-A-T | TFL | Sack | INT | PB | QH | F/R |
|---------|------|-------|--------|--------|-----|----|----|-----|
| at WF | 1/1 | 1-0-1 | 0.0-0 | 0.0-0 | 0 | 1 | 0 | 0/0 |
| SB | 1/0 | 2-1-3 | 0.0-0 | 0.0-0 | 1 | 0 | 0 | 0/0 |
| at SDSU | 1/0 | 2-0-2 | 0.0-0 | 0.0-0 | 0 | 0 | 0 | 0/0 |
| CSU | 1/1 | 0-2-2 | 0.0-0 | 0.0-0 | 0 | 1 | 0 | 0/0 |
| at LSU | 1/1 | 2-4-6 | 0.0-0 | 0.0-0 | 0 | 0 | 0 | 0/0 |
| NEV | 1/1 | 8-1-9 | 2.0-14 | 1.0-10 | 0 | 3 | 0 | 2/0 |
| at AFA | 1/0 | 3-2-5 | 0.0-0 | 0.0-0 | 0 | 0 | 0 | 0/0 |
| BYU | 1/0 | 2-2-4 | 0.0-0 | 0.0-0 | 0 | 0 | 0 | 0/0 |
| at FS | 1/0 | 2-0-2 | 0.0-0 | 0.0-0 | 0 | 0 | 0 | 0/0 |
| WYO | 1/1 | 1-0-1 | 0.0-0 | 0.0-0 | 0 | 1 | 0 | 0/0 |
| BSU | 1/0 | 2-1-3 | 0.0-0 | 0.0-0 | 0 | 0 | 0 | 0/0 |
| at UNM | 1/1 | 3-0-3 | 0.0-0 | 0.0-0 | 0 | 0 | 0 | 0/0 |
| vs. KSU | 1/1 | 5-2-7 | 0.0-0 | 0.0-0 | 0 | 0 | 0 | 0/0 |

| 2018 | G/GS | U-A-T | TFL | Sack | INT | PB | QH | F/R |
|---------|------|-------|-------|-------|-----|----|----|-----|
| at MSU | 0/0 | 0-0-0 | 0.0-0 | 0.0-0 | 0 | 0 | 0 | 0/0 |
| NMSU | 1/0 | 0-1-1 | 0.0-0 | 0.0-0 | 0 | 0 | 0 | 0/0 |
| TTU | 1/0 | 0-1-1 | 0.0-0 | 0.0-0 | 0 | 0 | 0 | 0/0 |
| AFA | 1/0 | 0-0-0 | 0.0-0 | 0.0-0 | 0 | 0 | 0 | 0/0 |
| at BYU | 1/0 | 0-0-0 | 0.0-0 | 0.0-0 | 0 | 0 | 0 | 0/0 |
| UNLV | 1/0 | 0-1-1 | 0.0-0 | 0.0-0 | 0 | 0 | 0 | 0/0 |
| at WYO | 1/0 | 0-0-0 | 0.0-0 | 0.0-0 | 0 | 0 | 0 | 0/0 |
| UNM | 1/0 | 1-0-1 | 0.0-0 | 0.0-0 | 0 | 0 | 0 | 0/0 |
| at UH | 1/0 | 0-0-0 | 0.0-0 | 0.0-0 | 0 | 2 | 0 | 0/0 |
| SJSU | 1/0 | 0-0-0 | 0.0-0 | 0.0-0 | 0 | 0 | 0 | 0/0 |
| at CSU | 1/0 | 0-0-0 | 0.0-0 | 0.0-0 | 0 | 0 | 0 | 0/0 |
| at BSU | 1/0 | 0-0-0 | 0.0-0 | 0.0-0 | 0 | 0 | 0 | 0/0 |
| vs. UNT | 1/0 | 0-0-0 | 0.0-0 | 0.0-0 | 0 | 0 | 0 | 0/0 |

**22 - MICHAEL ANYANWU**

CB • 5-9 • 170 • SO-1L
Covina, Calif.
(Charter Oak HS)

CAREER STATS - DEFENSE

| Year | G/GS | UA-AT-TT | TFL | Sack | INT | PB | FF | FR |
|--------------|------------|--------------|--------------|--------------|------------|----------|----------|----------|
| 2019 | 5/0 | 1-0-1 | 0.0-0 | 0.0-0 | 0-0 | 0 | 0 | 0 |
| 2020 | 3/0 | 0-1-1 | 0.0-0 | 0.0-0 | 0-0 | 0 | 0 | 0 |
| TOTAL | 8/0 | 1-1-2 | 0.0-0 | 0.0-0 | 0-0 | 0 | 0 | 0 |

CAREER HIGHS - DEFENSE

Tackles: 1, two times

GAME-BY-GAME DEFENSE

| 2020 | G/GS | U-A-T | TFL | Sack | INT | PB | QH | F/R |
|--------|------|-------|-------|-------|-----|----|----|-----|
| at BSU | 1/0 | 0-0-0 | 0.0-0 | 0.0-0 | 0 | 0 | 0 | 0/0 |
| SDSU | 1/0 | 0-0-0 | 0.0-0 | 0.0-0 | 0 | 0 | 0 | 0/0 |
| at NEV | 1/0 | 0-1-1 | 0.0-0 | 0.0-0 | 0 | 0 | 0 | 0/0 |
| FS | 0/0 | 0-0-0 | 0.0-0 | 0.0-0 | 0 | 0 | 0 | 0/0 |
| at WYO | 0/0 | 0-0-0 | 0.0-0 | 0.0-0 | 0 | 0 | 0 | 0/0 |
| UNM | 0/0 | 0-0-0 | 0.0-0 | 0.0-0 | 0 | 0 | 0 | 0/0 |
| AFA | 0/0 | 0-0-0 | 0.0-0 | 0.0-0 | 0 | 0 | 0 | 0/0 |
| at CSU | 0/0 | 0-0-0 | 0.0-0 | 0.0-0 | 0 | 0 | 0 | 0/0 |

| 2019 | G/GS | U-A-T | TFL | Sack | INT | PB | QH | F/R |
|---------|------|-------|-------|-------|-----|----|----|-----|
| at WF | 1/0 | 0-0-0 | 0.0-0 | 0.0-0 | 0 | 0 | 0 | 0/0 |
| SB | 1/0 | 0-0-0 | 0.0-0 | 0.0-0 | 0 | 0 | 0 | 0/0 |
| at SDSU | 1/0 | 1-0-1 | 0.0-0 | 0.0-0 | 0 | 0 | 0 | 0/0 |
| CSU | 1/0 | 0-0-0 | 0.0-0 | 0.0-0 | 0 | 0 | 0 | 0/0 |
| at LSU | 1/0 | 0-0-0 | 0.0-0 | 0.0-0 | 0 | 0 | 0 | 0/0 |
| NEV | 0/0 | 0-0-0 | 0.0-0 | 0.0-0 | 0 | 0 | 0 | 0/0 |
| at AFA | 0/0 | 0-0-0 | 0.0-0 | 0.0-0 | 0 | 0 | 0 | 0/0 |
| BYU | 0/0 | 0-0-0 | 0.0-0 | 0.0-0 | 0 | 0 | 0 | 0/0 |
| at FS | 0/0 | 0-0-0 | 0.0-0 | 0.0-0 | 0 | 0 | 0 | 0/0 |
| WYO | 0/0 | 0-0-0 | 0.0-0 | 0.0-0 | 0 | 0 | 0 | 0/0 |
| BSU | 0/0 | 0-0-0 | 0.0-0 | 0.0-0 | 0 | 0 | 0 | 0/0 |
| at UNM | 0/0 | 0-0-0 | 0.0-0 | 0.0-0 | 0 | 0 | 0 | 0/0 |
| vs. KSU | 0/0 | 0-0-0 | 0.0-0 | 0.0-0 | 0 | 0 | 0 | 0/0 |

**23 - DOMINIC TATUM**

S • 6-2 • 180 • SO-1L
Culver City, Calif.
(Culver City HS)

CAREER STATS - DEFENSE

| Year | G/GS | UA-AT-TT | TFL | Sack | INT | PB | FF | FR |
|--------------|------------|--------------|--------------|--------------|------------|----------|----------|----------|
| 2019 | 5/0 | 3-0-3 | 0.0-0 | 0.0-0 | 0-0 | 2 | 0 | 0 |
| 2020 | 3/0 | 0-0-0 | 0.0-0 | 0.0-0 | 0-0 | 0 | 0 | 0 |
| TOTAL | 8/0 | 3-0-3 | 0.0-0 | 0.0-0 | 0-0 | 2 | 0 | 0 |

CAREER HIGHS - DEFENSE

Tackles: 2, vs. Stony Brook (9/7/19)
 PBU: 1, two times

GAME-BY-GAME DEFENSE

| 2020 | G/GS | U-A-T | TFL | Sack | INT | PB | QH | F/R |
|--------|------|-------|-------|-------|-----|----|----|-----|
| at BSU | 1/0 | 0-0-0 | 0.0-0 | 0.0-0 | 0 | 0 | 0 | 0/0 |
| SDSU | 1/0 | 0-0-0 | 0.0-0 | 0.0-0 | 0 | 0 | 0 | 0/0 |
| at NEV | 1/0 | 0-0-0 | 0.0-0 | 0.0-0 | 0 | 0 | 0 | 0/0 |
| FS | 0/0 | 0-0-0 | 0.0-0 | 0.0-0 | 0 | 0 | 0 | 0/0 |
| at WYO | 0/0 | 0-0-0 | 0.0-0 | 0.0-0 | 0 | 0 | 0 | 0/0 |
| UNM | 0/0 | 0-0-0 | 0.0-0 | 0.0-0 | 0 | 0 | 0 | 0/0 |
| AFA | 0/0 | 0-0-0 | 0.0-0 | 0.0-0 | 0 | 0 | 0 | 0/0 |
| at CSU | 0/0 | 0-0-0 | 0.0-0 | 0.0-0 | 0 | 0 | 0 | 0/0 |

| 2019 | G/GS | U-A-T | TFL | Sack | INT | PB | QH | F/R |
|---------|------|-------|-------|-------|-----|----|----|-----|
| at WF | 0/0 | 0-0-0 | 0.0-0 | 0.0-0 | 0 | 0 | 0 | 0/0 |
| SB | 1/0 | 2-0-2 | 0.0-0 | 0.0-0 | 0 | 1 | 0 | 0/0 |
| at SDSU | 0/0 | 0-0-0 | 0.0-0 | 0.0-0 | 0 | 0 | 0 | 0/0 |
| CSU | 0/0 | 0-0-0 | 0.0-0 | 0.0-0 | 0 | 0 | 0 | 0/0 |
| at LSU | 0/0 | 0-0-0 | 0.0-0 | 0.0-0 | 0 | 0 | 0 | 0/0 |
| NEV | 1/0 | 0-0-0 | 0.0-0 | 0.0-0 | 0 | 1 | 0 | 0/0 |
| at AFA | 1/0 | 1-0-1 | 0.0-0 | 0.0-0 | 0 | 0 | 0 | 0/0 |
| BYU | 0/0 | 0-0-0 | 0.0-0 | 0.0-0 | 0 | 0 | 0 | 0/0 |

| | | | | | | | | |
|---------|-----|-------|-------|-------|---|---|---|-----|
| at FS | 1/0 | 0-0-0 | 0.0-0 | 0.0-0 | 0 | 0 | 0 | 0/0 |
| WYO | 0/0 | 0-0-0 | 0.0-0 | 0.0-0 | 0 | 0 | 0 | 0/0 |
| BSU | 1/0 | 0-0-0 | 0.0-0 | 0.0-0 | 0 | 0 | 0 | 0/0 |
| at UNM | 0/0 | 0-0-0 | 0.0-0 | 0.0-0 | 0 | 0 | 0 | 0/0 |
| vs. KSU | 0/0 | 0-0-0 | 0.0-0 | 0.0-0 | 0 | 0 | 0 | 0/0 |

**25 - JARROD GREEN**

CB • 5-11 • 175 • JR-2L
Elk Grove, Calif.
(Cosumnes Oaks HS)

CAREER STATS - DEFENSE

| Year | G/GS | UA-AT-TT | TFL | Sack | INT | PB | FF | FR |
|--------------|-------------|---------------|--------------|--------------|------------|----------|----------|----------|
| 2018 | 11/0 | 1-3-4 | 0.0-0 | 0.0-0 | 0-0 | 0 | 0 | 0 |
| 2019 | 13/0 | 1-1-2 | 0.0-0 | 0.0-0 | 0-0 | 0 | 0 | 0 |
| 2020 | 3/1 | 4-2-6 | 0.0-0 | 0.0-0 | 0-0 | 0 | 0 | 0 |
| TOTAL | 27/1 | 6-6-12 | 0.0-0 | 0.0-0 | 0-0 | 0 | 0 | 0 |

CAREER HIGHS - DEFENSE

Tackles: 6, at Boise State (10/24/20)

GAME-BY-GAME DEFENSE

| 2020 | G/GS | U-A-T | TFL | Sack | INT | PB | QH | F/R |
|--------|------|-------|-------|-------|-----|----|----|-----|
| at BSU | 1/1 | 4-2-6 | 0.0-0 | 0.0-0 | 0 | 0 | 0 | 0/0 |
| SDSU | 1/0 | 0-0-0 | 0.0-0 | 0.0-0 | 0 | 0 | 0 | 0/0 |
| at NEV | 1/0 | 0-0-0 | 0.0-0 | 0.0-0 | 0 | 0 | 0 | 0/0 |
| FS | 0/0 | 0-0-0 | 0.0-0 | 0.0-0 | 0 | 0 | 0 | 0/0 |
| at WYO | 0/0 | 0-0-0 | 0.0-0 | 0.0-0 | 0 | 0 | 0 | 0/0 |
| UNM | 0/0 | 0-0-0 | 0.0-0 | 0.0-0 | 0 | 0 | 0 | 0/0 |
| AFA | 0/0 | 0-0-0 | 0.0-0 | 0.0-0 | 0 | 0 | 0 | 0/0 |
| at CSU | 0/0 | 0-0-0 | 0.0-0 | 0.0-0 | 0 | 0 | 0 | 0/0 |

| 2019 | G/GS | U-A-T | TFL | Sack | INT | PB | QH | F/R |
|---------|------|-------|-------|-------|-----|----|----|-----|
| at WF | 1/0 | 1-0-1 | 0.0-0 | 0.0-0 | 0 | 0 | 0 | 0/0 |
| SB | 1/0 | 0-0-0 | 0.0-0 | 0.0-0 | 0 | 0 | 0 | 0/0 |
| at SDSU | 1/0 | 0-0-0 | 0.0-0 | 0.0-0 | 0 | 0 | 0 | 0/0 |
| CSU | 1/0 | 0-0-0 | 0.0-0 | 0.0-0 | 0 | 0 | 0 | 0/0 |
| at LSU | 1/0 | 0-0-0 | 0.0-0 | 0.0-0 | 0 | 0 | 0 | 0/0 |
| NEV | 1/0 | 0-0-0 | 0.0-0 | 0.0-0 | 0 | 0 | 0 | 0/0 |
| at AFA | 1/0 | 0-0-0 | 0.0-0 | 0.0-0 | 0 | 0 | 0 | 0/0 |
| BYU | 1/0 | 0-0-0 | 0.0-0 | 0.0-0 | 0 | 0 | 0 | 0/0 |
| at FS | 1/0 | 0-0-0 | 0.0-0 | 0.0-0 | 0 | 0 | 0 | 0/0 |
| WYO | 1/0 | 0-1-1 | 0.0-0 | 0.0-0 | 0 | 0 | 0 | 0/0 |
| BSU | 1/0 | 0-0-0 | 0.0-0 | 0.0-0 | 0 | 0 | 0 | 0/0 |
| at UNM | 1/0 | 0-0-0 | 0.0-0 | 0.0-0 | 0 | 0 | 0 | 0/0 |
| vs. KSU | 1/0 | 0-0-0 | 0.0-0 | 0.0-0 | 0 | 0 | 0 | 0/0 |

| | | | | | | | | |
|--------|-----|-------|-------|-------|---|---|---|-----|
| at NEV | 0/0 | 0-0-0 | 0-0-0 | 0-0-0 | 0 | 0 | 0 | 0/0 |
| FS | 0/0 | 0-0-0 | 0-0-0 | 0-0-0 | 0 | 0 | 0 | 0/0 |
| at WYO | 0/0 | 0-0-0 | 0-0-0 | 0-0-0 | 0 | 0 | 0 | 0/0 |
| UNM | 0/0 | 0-0-0 | 0-0-0 | 0-0-0 | 0 | 0 | 0 | 0/0 |
| AFA | 0/0 | 0-0-0 | 0-0-0 | 0-0-0 | 0 | 0 | 0 | 0/0 |
| at CSU | 0/0 | 0-0-0 | 0-0-0 | 0-0-0 | 0 | 0 | 0 | 0/0 |



29 - PAILATE MAKAKONA
RB • 5-10 • 215 • SO-RS
West Valley City, Utah
(Hunter HS)
(Colorado Mesa)

CAREER STATS - RUSHING

| Year | G/GS | Rush | Yds | Avg | TD | Long |
|------|------|------|-----|-----|----|------|
| 2020 | 3/0 | 3 | 15 | 5.0 | 0 | 9 |

CAREER HIGHS - RUSHING

Rushes: 3, at Nevada (11/5/20)
Rushing Yards: 15, at Nevada (11/5/20)
Long Rush: 9, at Nevada (11/5/20)

CAREER STATS - RECEIVING

| Year | Rec | Yds | Avg | TD | Long |
|------|-----|-----|-----|----|------|
| 2020 | 2 | 12 | 6.0 | 0 | 9 |

CAREER HIGHS - RECEIVING

Receptions: 2, at Nevada (11/5/20)
Yards: 12, at Nevada (11/5/20)
Long Catch: 9, at Nevada (11/5/20)

GAME-BY-GAME RUSHING

| 2020 | G/GS | Att | Yds | Avg | TD | LG |
|--------|------|-----|-----|-----|----|----|
| at BSU | 1/0 | 0 | 0 | 0.0 | 0 | 0 |
| SDSU | 1/0 | 0 | 0 | 0.0 | 0 | 0 |
| at NEV | 1/0 | 3 | 15 | 5.0 | 0 | 9 |
| FS | 0/0 | 0 | 0 | 0.0 | 0 | 0 |
| at WYO | 0/0 | 0 | 0 | 0.0 | 0 | 0 |
| UNM | 0/0 | 0 | 0 | 0.0 | 0 | 0 |
| AFA | 0/0 | 0 | 0 | 0.0 | 0 | 0 |
| at CSU | 0/0 | 0 | 0 | 0.0 | 0 | 0 |

GAME-BY-GAME RECEIVING

| 2020 | Rec | Yds | Avg | TD | LG |
|--------|-----|-----|-----|----|----|
| at BSU | 0 | 0 | 0.0 | 0 | 0 |
| SDSU | 0 | 0 | 0.0 | 0 | 0 |
| at NEV | 2 | 12 | 6.0 | 0 | 9 |
| FS | 0 | 0 | 0.0 | 0 | 0 |
| at WYO | 0 | 0 | 0.0 | 0 | 0 |
| UNM | 0 | 0 | 0.0 | 0 | 0 |
| AFA | 0 | 0 | 0.0 | 0 | 0 |
| at CSU | 0 | 0 | 0.0 | 0 | 0 |



30 - PATRICK MADDOX
S • 5-10 • 205 • SO-RS
Portland, Ore.
(Westview HS)
(Linfield College)

CAREER STATS - DEFENSE

| Year | G/GS | UA-AT-TT | TFL | Sack | INT | PB | FF | FR |
|------|------|----------|-------|-------|-----|----|----|----|
| 2020 | 3/0 | 0-0-0 | 0-0-0 | 0-0-0 | 0-0 | 0 | 0 | 0 |

GAME-BY-GAME DEFENSE

| 2020 | G/GS | U-A-T | TFL | Sack | INT | PB | QH | F/R |
|--------|------|-------|-------|-------|-----|----|----|-----|
| at BSU | 1/0 | 0-0-0 | 0-0-0 | 0-0-0 | 0 | 0 | 0 | 0/0 |
| SDSU | 1/0 | 0-0-0 | 0-0-0 | 0-0-0 | 0 | 0 | 0 | 0/0 |
| at NEV | 1/0 | 0-0-0 | 0-0-0 | 0-0-0 | 0 | 0 | 0 | 0/0 |
| FS | 0/0 | 0-0-0 | 0-0-0 | 0-0-0 | 0 | 0 | 0 | 0/0 |
| at WYO | 0/0 | 0-0-0 | 0-0-0 | 0-0-0 | 0 | 0 | 0 | 0/0 |
| UNM | 0/0 | 0-0-0 | 0-0-0 | 0-0-0 | 0 | 0 | 0 | 0/0 |
| AFA | 0/0 | 0-0-0 | 0-0-0 | 0-0-0 | 0 | 0 | 0 | 0/0 |
| at CSU | 0/0 | 0-0-0 | 0-0-0 | 0-0-0 | 0 | 0 | 0 | 0/0 |



33 - KEVIN MEITZENHEIMER
ILB • 6-0 • 235 • SR-3L
Moreno Valley, Calif.
(Moreno Valley HS)

CAREER STATS - DEFENSE

| Year | G/GS | UA-AT-TT | TFL | Sack | INT | PB | FF | FR |
|-------|-------|-----------|--------|-------|-----|----|----|----|
| 2017 | 10/0 | 8-11-19 | 0-0-0 | 0-0-0 | 0-0 | 0 | 0 | 0 |
| 2018 | 9/0 | 8-5-13 | 2-0-3 | 0-0-0 | 1-0 | 0 | 0 | 0 |
| 2019 | 13/13 | 45-44-89 | 2-5-7 | 0-0-0 | 1-4 | 1 | 1 | 0 |
| 2020 | 3/3 | 9-10-19 | 3-0-5 | 0-5-1 | 0-0 | 0 | 0 | 0 |
| TOTAL | 35/16 | 70-70-140 | 7-5-15 | 0-5-1 | 2-4 | 1 | 1 | 0 |

CAREER HIGHS - DEFENSE

Tackles: 13, at LSU (10/5/19)
TFL: 1.5, three times
Sacks: 0.5, at Boise State (10/24/20)
INT: 2, two times
PBU: 1, vs. Stony Brook (9/7/19)
FF: 1, at LSU (10/5/19)
QBH: 1, vs. UNLV (10/13/18)

GAME-BY-GAME DEFENSE

| 2020 | G/GS | U-A-T | TFL | Sack | INT | PB | QH | F/R |
|--------|------|-------|-------|-------|-----|----|----|-----|
| at BSU | 1/1 | 5-3-8 | 1-5-2 | 0-5-1 | 0 | 0 | 0 | 0/0 |
| SDSU | 1/1 | 1-5-6 | 0-0-0 | 0-0-0 | 0 | 0 | 0 | 0/0 |
| at NEV | 1/1 | 3-2-5 | 1-5-3 | 0-0-0 | 0 | 0 | 0 | 0/0 |
| FS | 0/0 | 0-0-0 | 0-0-0 | 0-0-0 | 0 | 0 | 0 | 0/0 |
| at WYO | 0/0 | 0-0-0 | 0-0-0 | 0-0-0 | 0 | 0 | 0 | 0/0 |
| UNM | 0/0 | 0-0-0 | 0-0-0 | 0-0-0 | 0 | 0 | 0 | 0/0 |
| AFA | 0/0 | 0-0-0 | 0-0-0 | 0-0-0 | 0 | 0 | 0 | 0/0 |
| at CSU | 0/0 | 0-0-0 | 0-0-0 | 0-0-0 | 0 | 0 | 0 | 0/0 |

| 2019 | G/GS | U-A-T | TFL | Sack | INT | PB | QH | F/R |
|---------|------|---------|-------|-------|-----|----|----|-----|
| at WF | 1/1 | 7-2-9 | 0-0-0 | 0-0-0 | 0 | 0 | 0 | 0/0 |
| SB | 1/1 | 1-2-3 | 0-0-0 | 0-0-0 | 0 | 1 | 0 | 0/0 |
| at SDSU | 1/1 | 4-5-9 | 1-0-1 | 0-0-0 | 0 | 0 | 0 | 0/0 |
| CSU | 1/1 | 0-2-2 | 0-0-0 | 0-0-0 | 0 | 0 | 0 | 0/0 |
| at LSU | 1/1 | 12-1-13 | 0-0-0 | 0-0-0 | 0 | 0 | 0 | 1/0 |
| NEV | 1/1 | 2-2-4 | 0-0-0 | 0-0-0 | 1 | 0 | 0 | 0/0 |
| at AFA | 1/1 | 4-3-7 | 0-0-0 | 0-0-0 | 0 | 0 | 0 | 0/0 |
| BYU | 1/1 | 0-6-6 | 0-0-0 | 0-0-0 | 0 | 0 | 0 | 0/0 |
| at FS | 1/1 | 4-0-4 | 0-0-0 | 0-0-0 | 0 | 0 | 0 | 0/0 |
| WYO | 1/1 | 5-7-12 | 1-5-6 | 0-0-0 | 0 | 0 | 0 | 0/0 |
| BSU | 1/1 | 2-7-9 | 0-0-0 | 0-0-0 | 0 | 0 | 0 | 0/0 |
| at UNM | 1/1 | 4-2-6 | 0-0-0 | 0-0-0 | 0 | 0 | 0 | 0/0 |
| vs. KSU | 1/1 | 1-4-5 | 0-0-0 | 0-0-0 | 0 | 0 | 0 | 0/0 |

| 2018 | G/GS | U-A-T | TFL | Sack | INT | PB | QH | F/R |
|---------|------|-------|-------|-------|-----|----|----|-----|
| at MSU | 0/0 | 0-0-0 | 0-0-0 | 0-0-0 | 0 | 0 | 0 | 0/0 |
| NMSU | 0/0 | 0-0-0 | 0-0-0 | 0-0-0 | 0 | 0 | 0 | 0/0 |
| TTU | 0/0 | 0-0-0 | 0-0-0 | 0-0-0 | 0 | 0 | 0 | 0/0 |
| AFA | 0/0 | 0-0-0 | 0-0-0 | 0-0-0 | 0 | 0 | 0 | 0/0 |
| at BYU | 1/0 | 1-0-1 | 0-0-0 | 0-0-0 | 0 | 0 | 0 | 0/0 |
| UNLV | 1/0 | 0-1-1 | 0-0-0 | 0-0-0 | 0 | 0 | 1 | 0/0 |
| at WYO | 1/0 | 1-0-1 | 0-0-0 | 0-0-0 | 0 | 0 | 0 | 0/0 |
| UNM | 1/0 | 1-1-2 | 0-0-0 | 0-0-0 | 1 | 0 | 0 | 0/0 |
| at UH | 1/0 | 0-1-1 | 0-0-0 | 0-0-0 | 0 | 0 | 0 | 0/0 |
| SJSU | 1/0 | 4-0-4 | 1-0-1 | 0-0-0 | 0 | 0 | 0 | 0/0 |
| at CSU | 1/0 | 0-0-0 | 0-0-0 | 0-0-0 | 0 | 0 | 0 | 0/0 |
| at BSU | 1/0 | 0-0-0 | 0-0-0 | 0-0-0 | 0 | 0 | 0 | 0/0 |
| vs. UNT | 1/0 | 1-2-3 | 1-0-2 | 0-0-0 | 0 | 0 | 0 | 0/0 |

| 2017 | G/GS | U-A-T | TFL | Sack | INT | PB | QH | F/R |
|---------|------|-------|-------|-------|-----|----|----|-----|
| at WIS | 1/0 | 0-0-0 | 0-0-0 | 0-0-0 | 0 | 0 | 0 | 0/0 |
| ISU | 1/0 | 0-0-0 | 0-0-0 | 0-0-0 | 0 | 0 | 0 | 0/0 |
| at WF | 0/0 | 0-0-0 | 0-0-0 | 0-0-0 | 0 | 0 | 0 | 0/0 |
| at SJSU | 0/0 | 0-0-0 | 0-0-0 | 0-0-0 | 0 | 0 | 0 | 0/0 |
| BYU | 0/0 | 0-0-0 | 0-0-0 | 0-0-0 | 0 | 0 | 0 | 0/0 |
| CSU | 1/0 | 0-0-0 | 0-0-0 | 0-0-0 | 0 | 0 | 0 | 0/0 |
| WYO | 1/0 | 0-0-0 | 0-0-0 | 0-0-0 | 0 | 0 | 0 | 0/0 |
| at UNLV | 1/0 | 0-1-1 | 0-0-0 | 0-0-0 | 0 | 0 | 0 | 0/0 |
| BSU | 1/0 | 0-3-3 | 0-0-0 | 0-0-0 | 0 | 0 | 0 | 0/0 |
| at UNM | 1/0 | 5-2-7 | 0-0-0 | 0-0-0 | 0 | 0 | 0 | 0/0 |
| UH | 1/0 | 0-4-4 | 0-0-0 | 0-0-0 | 0 | 0 | 0 | 0/0 |

| | | | | | | | | |
|---------|-----|-------|-------|-------|---|---|---|-----|
| at AFA | 1/0 | 2-1-3 | 0-0-0 | 0-0-0 | 0 | 0 | 0 | 0/0 |
| vs NMSU | 1/0 | 1-0-1 | 0-0-0 | 0-0-0 | 0 | 0 | 0 | 0/0 |



34 - ELELYON NOA
RB • 5-9 • 200 • FR-HS
La Mesa, Calif.
(Helix HS)

CAREER STATS - RUSHING

| Year | G/GS | Rush | Yds | Avg | TD | Long |
|------|------|------|-----|-----|----|------|
| 2020 | 2/0 | 13 | 31 | 2.4 | 0 | 16 |

CAREER HIGHS - RUSHING

Rushes: 7, vs. San Diego State (10/31/20)
Rushing Yards: 16, vs. San Diego State (10/31/20)
Long Rush: 16, vs. San Diego State (10/31/20)

GAME-BY-GAME RUSHING

| 2020 | G/GS | Att | Yds | Avg | TD | LG |
|--------|------|-----|-----|-----|----|----|
| at BSU | 1/0 | 6 | 15 | 2.5 | 0 | 5 |
| SDSU | 1/0 | 7 | 16 | 2.3 | 0 | 16 |
| at NEV | 1/0 | 0 | 0 | 0.0 | 0 | 0 |
| FS | 0/0 | 0 | 0 | 0.0 | 0 | 0 |
| at WYO | 0/0 | 0 | 0 | 0.0 | 0 | 0 |
| UNM | 0/0 | 0 | 0 | 0.0 | 0 | 0 |
| AFA | 0/0 | 0 | 0 | 0.0 | 0 | 0 |
| at CSU | 0/0 | 0 | 0 | 0.0 | 0 | 0 |



36 - JARED REED
S • 6-0 • 190 • JR-RS
Portland, Ore.
(Central Catholic HS)
(Portland State)

CAREER STATS - DEFENSE

| Year | G/GS | UA-AT-TT | TFL | Sack | INT | PB | FF | FR |
|------|------|----------|-------|-------|-----|----|----|----|
| 2020 | 2/0 | 3-2-5 | 1-0-7 | 1-0-7 | 0-0 | 0 | 0 | 0 |

CAREER HIGHS - DEFENSE

Tackles: 5 at Nevada (11/5/20)
TFL: 1.0, at Nevada (11/5/20)
Sacks: 1.0, at Nevada (11/5/20)

GAME-BY-GAME DEFENSE

| 2020 | G/GS | U-A-T | TFL | Sack | INT | PB | QH | F/R |
|--------|------|-------|-------|-------|-----|----|----|-----|
| at BSU | 0/0 | 0-0-0 | 0-0-0 | 0-0-0 | 0 | 0 | 0 | 0/0 |
| SDSU | 1/0 | 0-0-0 | 0-0-0 | 0-0-0 | 0 | 0 | 0 | 0/0 |
| at NEV | 1/0 | 3-2-5 | 1-0-7 | 1-0-7 | 0 | 0 | 0 | 0/0 |
| FS | 0/0 | 0-0-0 | 0-0-0 | 0-0-0 | 0 | 0 | 0 | 0/0 |
| at WYO | 0/0 | 0-0-0 | 0-0-0 | 0-0-0 | 0 | 0 | 0 | 0/0 |
| UNM | 0/0 | 0-0-0 | 0-0-0 | 0-0-0 | 0 | 0 | 0 | 0/0 |
| AFA | 0/0 | 0-0-0 | 0-0-0 | 0-0-0 | 0 | 0 | 0 | 0/0 |
| at CSU | 0/0 | 0-0-0 | 0-0-0 | 0-0-0 | 0 | 0 | 0 | 0/0 |



38 - ERIC MUNOZ
ILB • 6-0 • 225 • SR-1L
Belvidere, Ill.
(Belvidere HS)
(San Diego Mesa CC)

CAREER STATS - DEFENSE

| Year | G/GS | UA-AT-TT | TFL | Sack | INT | PB | FF | FR |
|-------|------|----------|-------|-------|------|----|----|----|
| 2018 | 4/0 | 1-5-6 | 0-5-0 | 0-0-0 | 0-0 | 0 | 0 | 0 |
| 2019 | 8/4 | 21-15-36 | 2-0-7 | 0-0-0 | 2-56 | 0 | 0 | 0 |
| 2020 | 1/0 | 0-0-0 | 0-0-0 | 0-0-0 | 0-0 | 0 | 0 | 0 |
| TOTAL | 13/4 | 22-20-42 | 2-5-7 | 0-0-0 | 2-56 | 0 | 0 | 0 |

CAREER HIGHS - DEFENSE

Tackles: 13, vs. Wyoming (11/16/19)
TFL: 1.0, vs. Kent State (12/20/19)
INT: 2, vs. Wyoming (11/16/19)
QBH: 1, two times

GAME-BY-GAME DEFENSE

| 2020 | G/GS | U-A-T | TFL | Sack | INT | PB | QH | F/R |
|--------|------|-------|-------|-------|-----|----|----|-----|
| at BSU | 1/0 | 0-0-0 | 0-0-0 | 0-0-0 | 0 | 0 | 0 | 0/0 |
| SDSU | 0/0 | 0-0-0 | 0-0-0 | 0-0-0 | 0 | 0 | 0 | 0/0 |
| at NEV | 0/0 | 0-0-0 | 0-0-0 | 0-0-0 | 0 | 0 | 0 | 0/0 |



| | | | | | | | | |
|--------|-----|-------|-------|-------|---|---|---|-----|
| FS | 0/0 | 0-0-0 | 0.0-0 | 0.0-0 | 0 | 0 | 0 | 0/0 |
| at WYO | 0/0 | 0-0-0 | 0.0-0 | 0.0-0 | 0 | 0 | 0 | 0/0 |
| UNM | 0/0 | 0-0-0 | 0.0-0 | 0.0-0 | 0 | 0 | 0 | 0/0 |
| AFA | 0/0 | 0-0-0 | 0.0-0 | 0.0-0 | 0 | 0 | 0 | 0/0 |
| at CSU | 0/0 | 0-0-0 | 0.0-0 | 0.0-0 | 0 | 0 | 0 | 0/0 |

| 2019 | G/GS | U-A-T | TFL | Sack | INT | PB | QH | F/R |
|---------|------|--------|-------|-------|-----|----|----|-----|
| at WF | 1/0 | 0-0-0 | 0.0-0 | 0.0-0 | 0 | 0 | 0 | 0/0 |
| SB | 1/0 | 0-0-0 | 0.0-0 | 0.0-0 | 0 | 0 | 0 | 0/0 |
| at SDSU | 0/0 | 0-0-0 | 0.0-0 | 0.0-0 | 0 | 0 | 0 | 0/0 |
| CSU | 0/0 | 0-0-0 | 0.0-0 | 0.0-0 | 0 | 0 | 0 | 0/0 |
| at LSU | 0/0 | 0-0-0 | 0.0-0 | 0.0-0 | 0 | 0 | 0 | 0/0 |
| NEV | 0/0 | 0-0-0 | 0.0-0 | 0.0-0 | 0 | 0 | 0 | 0/0 |
| at AFA | 0/0 | 0-0-0 | 0.0-0 | 0.0-0 | 0 | 0 | 0 | 0/0 |
| BYU | 1/0 | 0-0-0 | 0.0-0 | 0.0-0 | 0 | 0 | 0 | 0/0 |
| at FS | 1/0 | 3-0-3 | 0.0-0 | 0.0-0 | 0 | 0 | 0 | 0/0 |
| WYO | 1/1 | 7-6-13 | 5.0-0 | 0.0-0 | 2 | 0 | 1 | 0/0 |
| BSU | 1/1 | 3-4-7 | 0.5-1 | 0.0-0 | 0 | 0 | 1 | 0/0 |
| at UNM | 1/1 | 6-3-9 | 0.0-0 | 0.0-0 | 0 | 0 | 0 | 0/0 |
| vs. KSU | 1/1 | 2-2-4 | 1.0-6 | 0.0-0 | 0 | 0 | 0 | 0/0 |

| 2018 | G/GS | U-A-T | TFL | Sack | INT | PB | QH | F/R |
|---------|------|-------|-------|-------|-----|----|----|-----|
| at MSU | 0/0 | 0-0-0 | 0.0-0 | 0.0-0 | 0 | 0 | 0 | 0/0 |
| NMSU | 0/0 | 0-0-0 | 0.0-0 | 0.0-0 | 0 | 0 | 0 | 0/0 |
| TTU | 1/0 | 0-5-5 | 5.0-0 | 0.0-0 | 0 | 0 | 0 | 0/0 |
| AFA | 0/0 | 0-0-0 | 0.0-0 | 0.0-0 | 0 | 0 | 0 | 0/0 |
| at BYU | 0/0 | 0-0-0 | 0.0-0 | 0.0-0 | 0 | 0 | 0 | 0/0 |
| UNLV | 0/0 | 0-0-0 | 0.0-0 | 0.0-0 | 0 | 0 | 0 | 0/0 |
| at WYO | 0/0 | 0-0-0 | 0.0-0 | 0.0-0 | 0 | 0 | 0 | 0/0 |
| UNM | 0/0 | 0-0-0 | 0.0-0 | 0.0-0 | 0 | 0 | 0 | 0/0 |
| at UH | 0/0 | 0-0-0 | 0.0-0 | 0.0-0 | 0 | 0 | 0 | 0/0 |
| SJSU | 1/0 | 1-0-1 | 0.0-0 | 0.0-0 | 0 | 0 | 0 | 0/0 |
| at CSU | 1/0 | 0-0-0 | 0.0-0 | 0.0-0 | 0 | 0 | 0 | 0/0 |
| at BSU | 0/0 | 0-0-0 | 0.0-0 | 0.0-0 | 0 | 0 | 0 | 0/0 |
| vs. UNT | 1/0 | 0-0-0 | 0.0-0 | 0.0-0 | 0 | 0 | 0 | 0/0 |

**40 - CHRIS BARTOLIC**

P • 6-0 • 200 • SR-1L
Newport Beach, Calif.
(Carona del Mar HS)
(Orange Coast CC)

CAREER STATS - PUNTS

| Year | GP | No. | Yds | Avg | LG | 50+ | I20 |
|--------------|-----------|-----------|--------------|-------------|-----------|-----------|-----------|
| 2019 | 9 | 44 | 1,800 | 40.9 | 71 | 10 | 14 |
| 2020 | 3 | 0 | 0 | 0.0 | 0 | 0 | 0 |
| TOTAL | 11 | 44 | 1,800 | 40.9 | 71 | 10 | 14 |

CAREER HIGHS - PUNTS

Punts: 8, at Air Force (10/26/19)
Avg: 51.0, vs. Stony Brook (9/7/19)
Long: 71, at Air Force (10/26/19)
I20: 5, vs. Nevada (10/19/19)

GAME-BY-GAME PUNTING

| 2020 | No. | Yds | Avg | LG | I20 |
|--------|-----|-----|-----|----|-----|
| at BSU | 0 | 0 | 0.0 | 0 | 0 |
| SDSU | 0 | 0 | 0.0 | 0 | 0 |
| at NEV | 0 | 0 | 0.0 | 0 | 0 |
| FS | 0 | 0 | 0.0 | 0 | 0 |
| at WYO | 0 | 0 | 0.0 | 0 | 0 |
| UNM | 0 | 0 | 0.0 | 0 | 0 |
| AFA | 0 | 0 | 0.0 | 0 | 0 |
| at CSU | 0 | 0 | 0.0 | 0 | 0 |

| 2019 | No. | Yds | Avg | LG | I20 |
|---------|-----|-----|------|----|-----|
| at WF | 0 | 0 | 0.0 | 0 | 0 |
| SB | 1 | 51 | 51.0 | 51 | 0 |
| at SDSU | 0 | 0 | 0.0 | 0 | 0 |
| CSU | 0 | 0 | 0.0 | 0 | 0 |
| at LSU | 0 | 0 | 0.0 | 0 | 0 |
| NEV | 7 | 281 | 40.1 | 53 | 5 |
| at AFA | 8 | 364 | 45.4 | 71 | 2 |
| BYU | 5 | 211 | 42.2 | 51 | 2 |
| at FS | 2 | 86 | 43.0 | 44 | 0 |
| WYO | 5 | 223 | 44.6 | 51 | 1 |
| BSU | 6 | 215 | 35.8 | 42 | 1 |

| | | | | | |
|---------|---|-----|------|----|---|
| at UNM | 7 | 291 | 41.6 | 64 | 2 |
| vs. KSU | 3 | 78 | 26.0 | 36 | 1 |

**41 - ELIJAH SHELTON**

OLB • 6-1 • 230 • SO-1L
Salt Lake City, Utah
(Highland HS)

CAREER STATS - DEFENSE

| Year | G/GS | UA-AT-TT | TFL | Sack | INT | PB | FF | FR |
|--------------|-------------|-----------------|--------------|--------------|------------|----------|----------|----------|
| 2018 | 1/0 | 0-3-3 | 0.0-0 | 0.0-0 | 0-0 | 0 | 0 | 0 |
| 2019 | 9/1 | 8-15-23 | 0.0-0 | 0.0-0 | 0-0 | 0 | 0 | 0 |
| 2020 | 3/1 | 5-2-7 | 1.5-4 | 1.0-3 | 0-0 | 0 | 0 | 0 |
| TOTAL | 13/2 | 13-20-33 | 1.5-4 | 1.0-3 | 0-0 | 0 | 0 | 0 |

CAREER HIGHS - DEFENSE

Tackles: 10, vs. Kent State (12/20/19)
TFLs: 1.0, at Boise State (10/24/20)
Sacks: 1.0, at Boise State (10/24/20)
QBH: 1, vs. Stony Brook (9/7/19)

GAME-BY-GAME DEFENSE

| 2020 | G/GS | U-A-T | TFL | Sack | INT | PB | QH | F/R |
|--------|------|-------|-------|-------|-----|----|----|-----|
| at BSU | 1/0 | 1-0-1 | 1.0-3 | 1.0-3 | 0 | 0 | 0 | 0/0 |
| SDSU | 1/0 | 1-0-1 | 0.0-0 | 0.0-0 | 0 | 0 | 0 | 0/0 |
| at NEV | 1/1 | 3-2-5 | 0.5-1 | 0.0-0 | 0 | 0 | 0 | 0/0 |
| FS | 0/0 | 0-0-0 | 0.0-0 | 0.0-0 | 0 | 0 | 0 | 0/0 |
| at WYO | 0/0 | 0-0-0 | 0.0-0 | 0.0-0 | 0 | 0 | 0 | 0/0 |
| UNM | 0/0 | 0-0-0 | 0.0-0 | 0.0-0 | 0 | 0 | 0 | 0/0 |
| AFA | 0/0 | 0-0-0 | 0.0-0 | 0.0-0 | 0 | 0 | 0 | 0/0 |
| at CSU | 0/0 | 0-0-0 | 0.0-0 | 0.0-0 | 0 | 0 | 0 | 0/0 |

| 2019 | G/GS | U-A-T | TFL | Sack | INT | PB | QH | F/R |
|---------|------|--------|-------|-------|-----|----|----|-----|
| at WF | 1/0 | 0-0-0 | 0.0-0 | 0.0-0 | 0 | 0 | 0 | 0/0 |
| SB | 1/0 | 0-3-3 | 0.0-0 | 0.0-0 | 0 | 0 | 1 | 0/0 |
| at SDSU | 0/0 | 0-0-0 | 0.0-0 | 0.0-0 | 0 | 0 | 0 | 0/0 |
| CSU | 0/0 | 0-0-0 | 0.0-0 | 0.0-0 | 0 | 0 | 0 | 0/0 |
| at LSU | 1/0 | 0-0-0 | 0.0-0 | 0.0-0 | 0 | 0 | 0 | 0/0 |
| NEV | 1/0 | 2-1-3 | 0.0-0 | 0.0-0 | 0 | 0 | 0 | 0/0 |
| at AFA | 0/0 | 0-0-0 | 0.0-0 | 0.0-0 | 0 | 0 | 0 | 0/0 |
| BYU | 1/1 | 3-4-7 | 0.0-0 | 0.0-0 | 0 | 0 | 0 | 0/0 |
| at FS | 1/0 | 0-0-0 | 0.0-0 | 0.0-0 | 0 | 0 | 0 | 0/0 |
| WYO | 0/0 | 0-0-0 | 0.0-0 | 0.0-0 | 0 | 0 | 0 | 0/0 |
| BSU | 1/0 | 0-0-0 | 0.0-0 | 0.0-0 | 0 | 0 | 0 | 0/0 |
| at UNM | 1/0 | 0-0-0 | 0.0-0 | 0.0-0 | 0 | 0 | 0 | 0/0 |
| vs. KSU | 1/0 | 3-7-10 | 0.0-0 | 0.0-0 | 0 | 0 | 0 | 0/0 |

| 2018 | G/GS | U-A-T | TFL | Sack | INT | PB | QH | F/R |
|---------|------|-------|-------|-------|-----|----|----|-----|
| at MSU | 0/0 | 0-0-0 | 0.0-0 | 0.0-0 | 0 | 0 | 0 | 0/0 |
| NMSU | 0/0 | 0-0-0 | 0.0-0 | 0.0-0 | 0 | 0 | 0 | 0/0 |
| TTU | 1/0 | 0-3-3 | 0.0-0 | 0.0-0 | 0 | 0 | 0 | 0/0 |
| AFA | 0/0 | 0-0-0 | 0.0-0 | 0.0-0 | 0 | 0 | 0 | 0/0 |
| at BYU | 0/0 | 0-0-0 | 0.0-0 | 0.0-0 | 0 | 0 | 0 | 0/0 |
| UNLV | 0/0 | 0-0-0 | 0.0-0 | 0.0-0 | 0 | 0 | 0 | 0/0 |
| at WYO | 0/0 | 0-0-0 | 0.0-0 | 0.0-0 | 0 | 0 | 0 | 0/0 |
| UNM | 0/0 | 0-0-0 | 0.0-0 | 0.0-0 | 0 | 0 | 0 | 0/0 |
| at UH | 0/0 | 0-0-0 | 0.0-0 | 0.0-0 | 0 | 0 | 0 | 0/0 |
| SJSU | 0/0 | 0-0-0 | 0.0-0 | 0.0-0 | 0 | 0 | 0 | 0/0 |
| at CSU | 0/0 | 0-0-0 | 0.0-0 | 0.0-0 | 0 | 0 | 0 | 0/0 |
| at BSU | 0/0 | 0-0-0 | 0.0-0 | 0.0-0 | 0 | 0 | 0 | 0/0 |
| vs. UNT | 0/0 | 0-0-0 | 0.0-0 | 0.0-0 | 0 | 0 | 0 | 0/0 |

**42 - NICK HENINGER**

OLB • 6-2 • 230 • SR-1L
South Jordan, Utah
(Bingham HS)
(Utah)

CAREER STATS - DEFENSE

| Year | G/GS | UA-AT-TT | TFL | Sack | INT | PB | FF | FR |
|--------------|-------------|-----------------|----------------|---------------|------------|----------|----------|----------|
| 2017 | 13/0 | 4-7-11 | 1.0-2 | 0.0-0 | 0-0 | 0 | 0 | 2 |
| 2018 | 11/0 | 1-1-2 | 1.0-1 | 1.0-1 | 0-0 | 2 | 0 | 1 |
| 2019 | 13/0 | 20-12-32 | 9.5-39 | 5.0-28 | 0-0 | 2 | 1 | 2 |
| 2020 | 3/3 | 6-8-14 | 2.5-13 | 1.0-11 | 0-0 | 0 | 1 | 0 |
| TOTAL | 40/3 | 31-28-59 | 14.0-55 | 7.0-40 | 0-0 | 4 | 2 | 5 |

CAREER HIGHS - DEFENSE

Tackles: 8, vs. San Diego State (10/31/20)
TFL: 3.0, vs. Kent State (12/20/19)
Sacks: 2.0, vs. Kent State (12/20/19)
PBU: 1, two times
FF: 1, two times
FR: 1, two times
QBH: 2, at LSU (10/5/19)

GAME-BY-GAME DEFENSE

| 2020 | G/GS | U-A-T | TFL | Sack | INT | PB | QH | F/R |
|--------|------|-------|--------|--------|-----|----|----|-----|
| at BSU | 1/1 | 2-0-2 | 0.0-0 | 0.0-0 | 0 | 0 | 0 | 0/0 |
| SDSU | 1/1 | 2-6-8 | 1.0-1 | 0.0-0 | 0 | 0 | 0 | 0/0 |
| at NEV | 1/1 | 2-2-4 | 1.5-12 | 1.0-11 | 0 | 0 | 0 | 1/0 |
| FS | 0/0 | 0-0-0 | 0.0-0 | 0.0-0 | 0 | 0 | 0 | 0/0 |
| at WYO | 0/0 | 0-0-0 | 0.0-0 | 0.0-0 | 0 | 0 | 0 | 0/0 |
| UNM | 0/0 | 0-0-0 | 0.0-0 | 0.0-0 | 0 | 0 | 0 | 0/0 |
| AFA | 0/0 | 0-0-0 | 0.0-0 | 0.0-0 | 0 | 0 | 0 | 0/0 |
| at CSU | 0/0 | 0-0-0 | 0.0-0 | 0.0-0 | 0 | 0 | 0 | 0/0 |

| 2019 | G/GS | U-A-T | TFL | Sack | INT | PB | QH | F/R |
|---------|------|-------|--------|-------|-----|----|----|-----|
| at WF | 1/0 | 2-2-4 | 2.0-5 | 1.0-2 | 0 | 0 | 0 | 0/0 |
| SB | 1/0 | 1-2-3 | 0.5-1 | 0.0-0 | 0 | 0 | 1 | 0/0 |
| at SDSU | 1/0 | 1-0-1 | 1.0-9 | 1.0-9 | 0 | 0 | 0 | 0/0 |
| CSU | 1/0 | 0-0-0 | 0.0-0 | 0.0-0 | 0 | 0 | 0 | 0/0 |
| at LSU | 1/0 | 2-1-3 | 1.5-5 | 0.0-0 | 0 | 1 | 2 | 0/0 |
| NEV | 1/0 | 2-2-4 | 0.5-1 | 0.0-0 | 0 | 0 | 0 | 0/0 |
| at AFA | 1/0 | 2-0-2 | 1.0-8 | 1.0-8 | 0 | 0 | 0 | 1/1 |
| BYU | 1/0 | 3-1-4 | 0.0-0 | 0.0-0 | 0 | 0 | 1 | 0/0 |
| at FS | 1/0 | 1-0-1 | 0.0-0 | 0.0-0 | 0 | 0 | 0 | 0/0 |
| WYO | 1/0 | 0-1-1 | 0.0-0 | 0.0-0 | 0 | 1 | 0 | 0/0 |
| BSU | 1/0 | 1-1-2 | 0.0-0 | 0.0-0 | 0 | 0 | 1 | 0/0 |
| at UNM | 1/0 | 1-1-2 | 0.0-0 | 0.0-0 | 0 | 0 | 0 | 0/0 |
| vs. KSU | 1/0 | 4-1-5 | 3.0-10 | 2.0-9 | 0 | 0 | 0 | 0/1 |

| 2018 | G/GS | U-A-T | TFL | Sack | INT | PB | QH | F/R |
|--------|------|-------|-------|-------|-----|----|----|-----|
| WSU | 1/0 | 1-0-1 | 1.0-1 | 1.0-1 | 0 | 0 | 0 | 0/0 |
| NIU | 0/0 | 0-0-0 | 0.0-0 | 0.0-0 | 0 | 0 | 0 | 0/0 |
| UW | 1/0 | 0-0-0 | 0.0-0 | 0.0-0 | 0 | 0 | 0 | 0/0 |
| at WSU | 1/0 | 0-0-0 | 0.0-0 | 0.0-0 | 0 | 0 | 0 | 0/0 |
| at SU | 1/0 | 0-0-0 | 0.0-0 | 0.0-0 | 0 | 1 | 0 | 0/1 |
| UA | 1/0 | 0-0-0 | 0.0-0 | 0.0-0 | 0 | 0 | 0 | 0/0 |
| USC | 1/0 | 0-1-1 | 0.0-0 | 0.0-0 | 0 | 0 | 0 | 0/0 |
| UCLA | 1/0 | 0-0-0 | 0.0-0 | 0.0-0 | 0 | 0 | 0 | 0/0 |
| at ASU | 1/0 | 0-0-0 | 0.0-0 | 0.0-0 | 0 | 0 | 0 | 0/0 |
| at UO | 1/0 | 0-0-0 | 0.0-0 | 0.0-0 | 0 | 0 | 0 | 0/0 |
| CU | 1/0 | 0-0-0 | 0.0-0 | 0.0-0 | 0 | 1 | 0 | 0/0 |
| BYU | 0/0 | 0-0-0 | 0.0-0 | 0.0-0 | 0 | 0 | 0 | 0/0 |
| vs. UW | 0/0 | 0-0-0 | 0.0-0 | 0.0-0 | 0 | 0 | 0 | 0/0 |
| vs. NU | 1/0 | 0-0-0 | 0.0-0 | 0.0-0 | 0 | 0 | 0 | 0/0 |



44 - BRANDON PADA
LS • 5-10 • 210 • SR-2L
 Glendale, Ariz.
 (Mountain Ridge HS)

CAREER STATS - DEFENSE

| Year | G/GS | UA-AT-TT | TFL | Sack | INT | PB | FF | F/R |
|--------------|-------------|--------------|--------------|--------------|------------|----------|----------|----------|
| 2017 | 0/0 | 0-0-0 | 0.0-0 | 0.0-0 | 0-0 | 0 | 0 | 0 |
| 2018 | 13/0 | 0-0-0 | 0.0-0 | 0.0-0 | 0-0 | 0 | 0 | 0 |
| 2019 | 13/0 | 1-0-1 | 0.0-0 | 0.0-0 | 0-0 | 0 | 0 | 0 |
| 2020 | 3/0 | 1-0-1 | 0.0-0 | 0.0-0 | 0-0 | 0 | 0 | 0 |
| TOTAL | 29/0 | 2-0-2 | 0.0-0 | 0.0-0 | 0-0 | 0 | 0 | 0 |

CAREER HIGHS - DEFENSE

Tackles: 1, two times

GAME-BY-GAME DEFENSE

| 2020 | G/GS | U-A-T | TFL | Sack | INT | PB | QH | F/R |
|--------|------|-------|-------|-------|-----|----|----|-----|
| at BSU | 1/0 | 1-0-1 | 0.0-0 | 0.0-0 | 0 | 0 | 0 | 0/0 |
| SDSU | 1/0 | 0-0-0 | 0.0-0 | 0.0-0 | 0 | 0 | 0 | 0/0 |
| at NEV | 1/0 | 0-0-0 | 0.0-0 | 0.0-0 | 0 | 0 | 0 | 0/0 |
| FS | 0/0 | 0-0-0 | 0.0-0 | 0.0-0 | 0 | 0 | 0 | 0/0 |
| at WYO | 0/0 | 0-0-0 | 0.0-0 | 0.0-0 | 0 | 0 | 0 | 0/0 |
| UNM | 0/0 | 0-0-0 | 0.0-0 | 0.0-0 | 0 | 0 | 0 | 0/0 |
| AFA | 0/0 | 0-0-0 | 0.0-0 | 0.0-0 | 0 | 0 | 0 | 0/0 |
| at CSU | 0/0 | 0-0-0 | 0.0-0 | 0.0-0 | 0 | 0 | 0 | 0/0 |

| 2019 | G/GS | U-A-T | TFL | Sack | INT | PB | QH | F/R |
|---------|------|-------|-------|-------|-----|----|----|-----|
| at WF | 1/0 | 0-0-0 | 0.0-0 | 0.0-0 | 0 | 0 | 0 | 0/0 |
| SB | 1/0 | 0-0-0 | 0.0-0 | 0.0-0 | 0 | 0 | 0 | 0/0 |
| at SDSU | 1/0 | 0-0-0 | 0.0-0 | 0.0-0 | 0 | 0 | 0 | 0/0 |
| CSU | 1/0 | 0-0-0 | 0.0-0 | 0.0-0 | 0 | 0 | 0 | 0/0 |
| at LSU | 1/0 | 0-0-0 | 0.0-0 | 0.0-0 | 0 | 0 | 0 | 0/0 |
| NEV | 1/0 | 0-0-0 | 0.0-0 | 0.0-0 | 0 | 0 | 0 | 0/0 |
| at AFA | 1/0 | 0-0-0 | 0.0-0 | 0.0-0 | 0 | 0 | 0 | 0/0 |
| BYU | 1/0 | 0-0-0 | 0.0-0 | 0.0-0 | 0 | 0 | 0 | 0/0 |
| at FS | 1/0 | 0-0-0 | 0.0-0 | 0.0-0 | 0 | 0 | 0 | 0/0 |
| WYO | 1/0 | 0-0-0 | 0.0-0 | 0.0-0 | 0 | 0 | 0 | 0/0 |
| BSU | 1/0 | 0-0-0 | 0.0-0 | 0.0-0 | 0 | 0 | 0 | 0/0 |
| at UNM | 1/0 | 1-0-1 | 0.0-0 | 0.0-0 | 0 | 0 | 0 | 0/0 |
| vs. KSU | 1/0 | 0-0-0 | 0.0-0 | 0.0-0 | 0 | 0 | 0 | 0/0 |

| 2018 | G/GS | U-A-T | TFL | Sack | INT | PB | QH | F/R |
|---------|------|-------|-------|-------|-----|----|----|-----|
| at MSU | 1/0 | 0-0-0 | 0.0-0 | 0.0-0 | 0 | 0 | 0 | 0/0 |
| NMSU | 1/0 | 0-0-0 | 0.0-0 | 0.0-0 | 0 | 0 | 0 | 0/0 |
| TTU | 1/0 | 0-0-0 | 0.0-0 | 0.0-0 | 0 | 0 | 0 | 0/0 |
| AFA | 1/0 | 0-0-0 | 0.0-0 | 0.0-0 | 0 | 0 | 0 | 0/0 |
| at BYU | 1/0 | 0-0-0 | 0.0-0 | 0.0-0 | 0 | 0 | 0 | 0/0 |
| UNLV | 1/0 | 0-0-0 | 0.0-0 | 0.0-0 | 0 | 0 | 0 | 0/0 |
| at WYO | 1/0 | 0-0-0 | 0.0-0 | 0.0-0 | 0 | 0 | 0 | 0/0 |
| UNM | 1/0 | 0-0-0 | 0.0-0 | 0.0-0 | 0 | 0 | 0 | 0/0 |
| at UH | 1/0 | 0-0-0 | 0.0-0 | 0.0-0 | 0 | 0 | 0 | 0/0 |
| SJSU | 1/0 | 0-0-0 | 0.0-0 | 0.0-0 | 0 | 0 | 0 | 0/0 |
| at CSU | 1/0 | 0-0-0 | 0.0-0 | 0.0-0 | 0 | 0 | 0 | 0/0 |
| at BSU | 1/0 | 0-0-0 | 0.0-0 | 0.0-0 | 0 | 0 | 0 | 0/0 |
| vs. UNT | 1/0 | 0-0-0 | 0.0-0 | 0.0-0 | 0 | 0 | 0 | 0/0 |



44 - IZZY VAIFO'OU
OLB • 6-3 • 230 • FR-HS
 Salt Lake City, Utah
 (Highland HS)

CAREER STATS - DEFENSE

| Year | G/GS | UA-AT-TT | TFL | Sack | INT | PB | FF | F/R |
|------|------|----------|-------|-------|-----|----|----|-----|
| 2020 | 1/0 | 1-1-2 | 0.0-0 | 0.0-0 | 0-0 | 0 | 0 | 0 |

CAREER HIGHS - DEFENSE

Tackles: 2, at Nevada (11/5/20)

GAME-BY-GAME DEFENSE

| 2020 | G/GS | U-A-T | TFL | Sack | INT | PB | QH | F/R |
|--------|------|-------|-------|-------|-----|----|----|-----|
| at BSU | 0/0 | 0-0-0 | 0.0-0 | 0.0-0 | 0 | 0 | 0 | 0/0 |
| SDSU | 0/0 | 0-0-0 | 0.0-0 | 0.0-0 | 0 | 0 | 0 | 0/0 |
| at NEV | 1/0 | 1-1-2 | 0.0-0 | 0.0-0 | 0 | 0 | 0 | 0/0 |
| FS | 0/0 | 0-0-0 | 0.0-0 | 0.0-0 | 0 | 0 | 0 | 0/0 |

| | | | | | | | | |
|--------|-----|-------|-------|-------|---|---|---|-----|
| at WYO | 0/0 | 0-0-0 | 0.0-0 | 0.0-0 | 0 | 0 | 0 | 0/0 |
| UNM | 0/0 | 0-0-0 | 0.0-0 | 0.0-0 | 0 | 0 | 0 | 0/0 |
| AFA | 0/0 | 0-0-0 | 0.0-0 | 0.0-0 | 0 | 0 | 0 | 0/0 |
| at CSU | 0/0 | 0-0-0 | 0.0-0 | 0.0-0 | 0 | 0 | 0 | 0/0 |



45 - JAYLIN BANNERMAN
DL • 6-5 • 245 • SR-1L
 Pickerington, Ohio
 (Pickerington Central HS)
 (Arizona Western JC)

CAREER STATS - DEFENSE

| Year | G/GS | UA-AT-TT | TFL | Sack | INT | PB | FF | F/R |
|--------------|------------|--------------|--------------|--------------|------------|----------|----------|----------|
| 2019 | 6/1 | 1-4-5 | 0.0-0 | 0.0-0 | 0-0 | 1 | 0 | 0 |
| 2020 | 3/0 | 2-0-2 | 1.0-4 | 0.0-0 | 0-0 | 0 | 0 | 0 |
| TOTAL | 9/1 | 3-4-7 | 1.0-4 | 0.0-0 | 0-0 | 1 | 0 | 0 |

CAREER HIGHS - DEFENSE

Tackles: 2, at Fresno State (11/9/19)

TFLs: 1.0, at Boise State (10/24/20)

PBU: 1, vs. Stony Brook (9/7/19)

GAME-BY-GAME DEFENSE

| 2020 | G/GS | U-A-T | TFL | Sack | INT | PB | QH | F/R |
|--------|------|-------|-------|-------|-----|----|----|-----|
| at BSU | 1/0 | 1-0-1 | 1.0-4 | 0.0-0 | 0 | 0 | 0 | 0/0 |
| SDSU | 1/0 | 1-0-1 | 0.0-0 | 0.0-0 | 0 | 0 | 0 | 0/0 |
| at NEV | 1/0 | 0-0-0 | 0.0-0 | 0.0-0 | 0 | 0 | 0 | 0/0 |
| FS | 0/0 | 0-0-0 | 0.0-0 | 0.0-0 | 0 | 0 | 0 | 0/0 |
| at WYO | 0/0 | 0-0-0 | 0.0-0 | 0.0-0 | 0 | 0 | 0 | 0/0 |
| UNM | 0/0 | 0-0-0 | 0.0-0 | 0.0-0 | 0 | 0 | 0 | 0/0 |
| AFA | 0/0 | 0-0-0 | 0.0-0 | 0.0-0 | 0 | 0 | 0 | 0/0 |
| at CSU | 0/0 | 0-0-0 | 0.0-0 | 0.0-0 | 0 | 0 | 0 | 0/0 |

| 2019 | G/GS | U-A-T | TFL | Sack | INT | PB | QH | F/R |
|---------|------|-------|-------|-------|-----|----|----|-----|
| at WF | 0/0 | 0-0-0 | 0.0-0 | 0.0-0 | 0 | 0 | 0 | 0/0 |
| SB | 1/0 | 0-0-0 | 0.0-0 | 0.0-0 | 0 | 1 | 0 | 0/0 |
| at SDSU | 0/0 | 0-0-0 | 0.0-0 | 0.0-0 | 0 | 0 | 0 | 0/0 |
| CSU | 0/0 | 0-0-0 | 0.0-0 | 0.0-0 | 0 | 0 | 0 | 0/0 |
| at LSU | 1/0 | 1-0-1 | 0.0-0 | 0.0-0 | 0 | 0 | 0 | 0/0 |
| NEV | 1/0 | 0-1-1 | 0.0-0 | 0.0-0 | 0 | 0 | 0 | 0/0 |
| at AFA | 1/0 | 0-1-1 | 0.0-0 | 0.0-0 | 0 | 0 | 0 | 0/0 |
| BYU | 0/0 | 0-0-0 | 0.0-0 | 0.0-0 | 0 | 0 | 0 | 0/0 |
| at FS | 1/1 | 0-2-2 | 0.0-0 | 0.0-0 | 0 | 0 | 0 | 0/0 |
| WYO | 0/0 | 0-0-0 | 0.0-0 | 0.0-0 | 0 | 0 | 0 | 0/0 |
| BSU | 1/0 | 0-0-0 | 0.0-0 | 0.0-0 | 0 | 0 | 0 | 0/0 |
| at UNM | 0/0 | 0-0-0 | 0.0-0 | 0.0-0 | 0 | 0 | 0 | 0/0 |
| vs. KSU | 0/0 | 0-0-0 | 0.0-0 | 0.0-0 | 0 | 0 | 0 | 0/0 |



47 - KALEO NEVES
OLB • 6-0 • 195 • FR-RS
 Provo, Utah
 (Timpview HS)

CAREER STATS - DEFENSE

| Year | G/GS | UA-AT-TT | TFL | Sack | INT | PB | FF | F/R |
|--------------|------------|--------------|--------------|--------------|------------|----------|----------|----------|
| 2019 | 4/0 | 1-1-2 | 0.0-0 | 0.0-0 | 0-0 | 0 | 0 | 0 |
| 2020 | 3/0 | 0-0-0 | 0.0-0 | 0.0-0 | 0-0 | 0 | 0 | 0 |
| TOTAL | 7/0 | 1-1-2 | 0.0-0 | 0.0-0 | 0-0 | 0 | 0 | 0 |

CAREER HIGHS - DEFENSE

Tackles: 1, two times

GAME-BY-GAME DEFENSE

| 2020 | G/GS | U-A-T | TFL | Sack | INT | PB | QH | F/R |
|--------|------|-------|-------|-------|-----|----|----|-----|
| at BSU | 1/0 | 0-0-0 | 0.0-0 | 0.0-0 | 0 | 0 | 0 | 0/0 |
| SDSU | 1/0 | 0-0-0 | 0.0-0 | 0.0-0 | 0 | 0 | 0 | 0/0 |
| at NEV | 1/0 | 0-0-0 | 0.0-0 | 0.0-0 | 0 | 0 | 0 | 0/0 |
| FS | 0/0 | 0-0-0 | 0.0-0 | 0.0-0 | 0 | 0 | 0 | 0/0 |
| at WYO | 0/0 | 0-0-0 | 0.0-0 | 0.0-0 | 0 | 0 | 0 | 0/0 |
| UNM | 0/0 | 0-0-0 | 0.0-0 | 0.0-0 | 0 | 0 | 0 | 0/0 |
| AFA | 0/0 | 0-0-0 | 0.0-0 | 0.0-0 | 0 | 0 | 0 | 0/0 |
| at CSU | 0/0 | 0-0-0 | 0.0-0 | 0.0-0 | 0 | 0 | 0 | 0/0 |

| 2019 | G/GS | U-A-T | TFL | Sack | INT | PB | QH | F/R |
|---------|------|-------|-------|-------|-----|----|----|-----|
| at WF | 0/0 | 0-0-0 | 0.0-0 | 0.0-0 | 0 | 0 | 0 | 0/0 |
| SB | 0/0 | 0-0-0 | 0.0-0 | 0.0-0 | 0 | 1 | 0 | 0/0 |
| at SDSU | 0/0 | 0-0-0 | 0.0-0 | 0.0-0 | 0 | 0 | 0 | 0/0 |

| | | | | | | | | |
|---------|-----|-------|-------|-------|---|---|---|-----|
| CSU | 0/0 | 0-0-0 | 0.0-0 | 0.0-0 | 0 | 0 | 0 | 0/0 |
| at LSU | 0/0 | 0-0-0 | 0.0-0 | 0.0-0 | 0 | 0 | 0 | 0/0 |
| NEV | 0/0 | 0-0-0 | 0.0-0 | 0.0-0 | 0 | 0 | 0 | 0/0 |
| at AFA | 0/0 | 0-0-0 | 0.0-0 | 0.0-0 | 0 | 0 | 0 | 0/0 |
| BYU | 0/0 | 0-0-0 | 0.0-0 | 0.0-0 | 0 | 0 | 0 | 0/0 |
| at FS | 1/0 | 1-0-1 | 0.0-0 | 0.0-0 | 0 | 0 | 0 | 0/0 |
| WYO | 1/0 | 0-0-0 | 0.0-0 | 0.0-0 | 0 | 0 | 0 | 0/0 |
| BSU | 0/0 | 0-0-0 | 0.0-0 | 0.0-0 | 0 | 0 | 0 | 0/0 |
| at UNM | 1/0 | 0-0-0 | 0.0-0 | 0.0-0 | 0 | 0 | 0 | 0/0 |
| vs. KSU | 1/0 | 0-1-1 | 0.0-0 | 0.0-0 | 0 | 0 | 0 | 0/0 |



51 - JUSTUS TE'I
DL • 6-3 • 260 • SR-3L
 Oceanside, Calif.
 (Mission Hills HS)

CAREER STATS - DEFENSE

| Year | G/GS | UA-AT-TT | TFL | Sack | INT | PB | FF | F/R |
|--------------|--------------|------------------|----------------|---------------|------------|----------|----------|----------|
| 2016 | 12/4 | 6-9-15 | 2.0-9 | 1.5-8 | 0-0 | 1 | 0 | 0 |
| 2017 | 12/5 | 12-25-37 | 0.5-0 | 0.0-0 | 0-0 | 1 | 2 | 2 |
| 2018 | 4/0 | 2-12-14 | 2.5-4 | 0.0-0 | 0-0 | 0 | 0 | 0 |
| 2019 | 13/13 | 21-30-51 | 5.5-46 | 1.5-39 | 0-0 | 3 | 0 | 3 |
| 2020 | 3/3 | 3-3-6 | 1.5-2 | 0.5-1 | 0-0 | 0 | 0 | 0 |
| TOTAL | 44/25 | 44-77-123 | 11.5-61 | 3.5-48 | 0-0 | 5 | 2 | 5 |

CAREER HIGHS - DEFENSE

Tackles: 8, at Wake Forest (8/30/19)

Sacks: 1.0, two times

TFL: 1.5, two times

PBU: 1, five times

FF: 2, at New Mexico (11/4/17)

FR: 1, five times

QBH: 1, three times

GAME-BY-GAME DEFENSE

| 2020 | G/GS | U-A-T | TFL | Sack | INT | PB | QH | F/R |
|--------|------|-------|-------|-------|-----|----|----|-----|
| at BSU | 1/1 | 2-0-2 | 1.0-1 | 0.0-0 | 0 | 0 | 0 | 0/0 |
| SDSU | 1/1 | 0-3-3 | 0.5-1 | 0.5-1 | 0 | 0 | 0 | 0/0 |
| at NEV | 1/1 | 1-0-1 | 0.0-0 | 0.0-0 | 0 | 0 | 0 | 0/0 |
| FS | 0/0 | 0-0-0 | 0.0-0 | 0.0-0 | 0 | 0 | 0 | 0/0 |
| at WYO | 0/0 | 0-0-0 | 0.0-0 | 0.0-0 | 0 | 0 | 0 | 0/0 |
| UNM | 0/0 | 0-0-0 | 0.0-0 | 0.0-0 | 0 | 0 | 0 | 0/0 |
| AFA | 0/0 | 0-0-0 | 0.0-0 | 0.0-0 | 0 | 0 | 0 | 0/0 |
| at CSU | 0/0 | 0-0-0 | 0.0-0 | 0.0-0 | 0 | 0 | 0 | 0/0 |

| 2019 | G/GS | U-A-T |
|------|------|-------|
|------|------|-------|

| 2017 | G/GS | U-A-T | TFL | Sack | INT | PB | QH | F/R |
|---------|------|-------|-------|-------|-----|----|----|-----|
| at WIS | 0/0 | 0-0-0 | 0.0-0 | 0.0-0 | 0 | 0 | 0 | 0/0 |
| ISU | 1/0 | 1-1-2 | 0.0-0 | 0.0-0 | 0 | 0 | 0 | 0/0 |
| at WF | 1/1 | 1-4-5 | 0.0-0 | 0.0-0 | 0 | 0 | 0 | 0/0 |
| at SJSU | 1/0 | 0-2-2 | 0.0-0 | 0.0-0 | 0 | 0 | 0 | 0/0 |
| BYU | 1/0 | 2-2-4 | 0.0-0 | 0.0-0 | 0 | 0 | 0 | 0/0 |
| CSU | 1/0 | 2-3-5 | 0.0-0 | 0.0-0 | 0 | 0 | 0 | 0/0 |
| WYO | 1/0 | 0-0-0 | 0.0-0 | 0.0-0 | 0 | 0 | 0 | 0/0 |
| at UNLV | 1/0 | 0-1-1 | 0.0-0 | 0.0-0 | 0 | 0 | 0 | 0/0 |
| BSU | 1/0 | 0-4-4 | 0.0-0 | 0.0-0 | 0 | 0 | 0 | 0/0 |
| at UNM | 1/1 | 2-0-2 | 0.0-0 | 0.0-0 | 0 | 0 | 0 | 2/1 |
| UH | 1/0 | 1-2-3 | 0.5-0 | 0.0-0 | 0 | 0 | 1 | 0/1 |
| at AFA | 1/1 | 1-6-7 | 0.0-0 | 0.0-0 | 0 | 0 | 0 | 0/0 |
| vs NMSU | 1/1 | 2-0-2 | 0.0-0 | 0.0-0 | 0 | 1 | 0 | 0/0 |

| 2016 | G/GS | U-A-T | TFL | Sack | INT | PB | QH | F/R |
|--------|------|-------|-------|-------|-----|----|----|-----|
| WSU | 1/0 | 2-1-3 | 1.0-6 | 1.0-6 | 0 | 0 | 0 | 0/0 |
| at USC | 1/0 | 1-1-2 | 0.0-0 | 0.0-0 | 0 | 1 | 0 | 0/0 |
| ASU | 1/0 | 0-1-1 | 0.5-2 | 0.5-2 | 0 | 0 | 0 | 0/0 |
| AFA | 1/0 | 0-1-1 | 0.0-0 | 0.0-0 | 0 | 0 | 0 | 0/0 |
| at BSU | 1/0 | 0-0-0 | 0.0-0 | 0.0-0 | 0 | 0 | 0 | 0/0 |
| at CSU | 1/0 | 0-0-0 | 0.0-0 | 0.0-0 | 0 | 0 | 1 | 0/0 |
| FS | 1/0 | 0-0-0 | 0.0-0 | 0.0-0 | 0 | 0 | 0 | 0/0 |
| SDSU | 1/0 | 0-0-0 | 0.0-0 | 0.0-0 | 0 | 0 | 0 | 0/0 |
| at WYO | 1/1 | 0-3-3 | 0.5-1 | 0.0-0 | 0 | 0 | 0 | 0/0 |
| UNM | 1/1 | 0-1-1 | 0.0-0 | 0.0-0 | 0 | 0 | 0 | 0/0 |
| at NEV | 1/1 | 0-1-1 | 0.0-0 | 0.0-0 | 0 | 0 | 0 | 0/0 |
| at BYU | 1/1 | 3-0-3 | 0.0-0 | 0.0-0 | 0 | 0 | 0 | 0/0 |



53 - KINA MAILE
ILB • 6-1 • 230 • FR-HS
Salt Lake City, Utah
(East HS)

CAREER STATS - DEFENSE

| Year | G/GS | UA-AT-TT | TFL | Sack | INT | PB | FF | FR |
|------|------|----------|-------|-------|-----|----|----|----|
| 2020 | 1/0 | 0-0-0 | 0.0-0 | 0.0-0 | 0-0 | 0 | 0 | 0 |

GAME-BY-GAME DEFENSE

| 2020 | G/GS | U-A-T | TFL | Sack | INT | PB | QH | F/R |
|--------|------|-------|-------|-------|-----|----|----|-----|
| at BSU | 0/0 | 0-0-0 | 0.0-0 | 0.0-0 | 0 | 0 | 0 | 0/0 |
| SDSU | 0/0 | 0-0-0 | 0.0-0 | 0.0-0 | 0 | 0 | 0 | 0/0 |
| at NEV | 1/0 | 0-0-0 | 0.0-0 | 0.0-0 | 0 | 0 | 0 | 0/0 |
| FS | 0/0 | 0-0-0 | 0.0-0 | 0.0-0 | 0 | 0 | 0 | 0/0 |
| at WYO | 0/0 | 0-0-0 | 0.0-0 | 0.0-0 | 0 | 0 | 0 | 0/0 |
| UNM | 0/0 | 0-0-0 | 0.0-0 | 0.0-0 | 0 | 0 | 0 | 0/0 |
| AFA | 0/0 | 0-0-0 | 0.0-0 | 0.0-0 | 0 | 0 | 0 | 0/0 |
| at CSU | 0/0 | 0-0-0 | 0.0-0 | 0.0-0 | 0 | 0 | 0 | 0/0 |



58 - DEMYTRICK ALI'IFUA
OL • 6-3 • 315 • SR-3L
San Leandro, Calif.
(San Leandro HS)

CAREER STATS - OFFENSIVE LINE

| Year | G/GS | Snp | Grd | Tch | Eff. | Ass. | KD |
|--------------|--------------|--------------|-----------|-----------|-----------|-----------|-------------|
| 2017 | 13/2 | 399 | NA | NA | NA | NA | 20.0 |
| 2018 | 13/2 | 380 | NA | NA | NA | NA | 19.0 |
| 2019 | 13/13 | 980 | NA | NA | NA | NA | 33.0 |
| 2020 | 3/3 | 131 | NA | NA | NA | NA | 4.0 |
| TOTAL | 42/20 | 1,830 | NA | NA | NA | NA | 76.0 |

GAME-BY-GAME OFFENSIVE LINE

| 2020 | G/GS | Snp | Grd | Tch | Eff. | Ass. | KD |
|--------|------|-----|-----|-----|------|------|----|
| at BSU | 1/1 | 72 | NA | NA | NA | NA | 0 |
| SDSU | 1/1 | 59 | NA | NA | NA | NA | 4 |
| at NEV | 1/1 | 0 | NA | NA | NA | NA | 0 |
| FS | 0/0 | 0 | NA | NA | NA | NA | 0 |
| at WYO | 0/0 | 0 | NA | NA | NA | NA | 0 |
| UNM | 0/0 | 0 | NA | NA | NA | NA | 0 |
| AFA | 0/0 | 0 | NA | NA | NA | NA | 0 |
| at CSU | 0/0 | 0 | NA | NA | NA | NA | 0 |

| 2019 | G/GS | Snp | Grd | Tch | Eff. | Ass. | KD |
|-------|------|-----|-----|-----|------|------|-----|
| at WF | 1/1 | 81 | NA | NA | NA | NA | 5.5 |

| | | | | | | | |
|---------|-----|----|----|----|----|----|------|
| SB | 1/1 | 74 | NA | NA | NA | NA | 2.0 |
| at SDSU | 1/1 | 77 | NA | NA | NA | NA | 0 |
| CSU | 1/1 | 91 | NA | NA | NA | NA | 2.0 |
| at LSU | 1/1 | 53 | NA | NA | NA | NA | 2.0 |
| NEV | 1/1 | 77 | NA | NA | NA | NA | 4.0 |
| at AFA | 1/1 | 37 | NA | NA | NA | NA | 2.0 |
| BYU | 1/1 | 85 | NA | NA | NA | NA | 10.0 |
| at FS | 1/1 | 81 | NA | NA | NA | NA | 1.0 |
| WYO | 1/1 | 85 | NA | NA | NA | NA | 1.5 |
| BSU | 1/1 | 83 | NA | NA | NA | NA | 2.0 |
| at UNM | 1/1 | 77 | NA | NA | NA | NA | 1.0 |
| vs. KSU | 1/1 | 79 | NA | NA | NA | NA | 0 |

| 2018 | G/GS | Snp | Grd | Tch | Eff. | Ass. | KD |
|---------|------|-----|-----|-----|------|------|-----|
| at MSU | 1/0 | 40 | NA | NA | NA | NA | 2.0 |
| NMSU | 1/0 | 34 | NA | NA | NA | NA | 4.0 |
| TTU | 1/0 | 28 | NA | NA | NA | NA | 0 |
| AFA | 1/0 | 23 | NA | NA | NA | NA | 1.0 |
| at BYU | 1/0 | 44 | NA | NA | NA | NA | 4.0 |
| UNLV | 1/1 | 40 | NA | NA | NA | NA | 1.0 |
| at WYO | 1/1 | 55 | NA | NA | NA | NA | 6.0 |
| UNM | 1/1 | 31 | NA | NA | NA | NA | 0 |
| at UH | 1/0 | 24 | NA | NA | NA | NA | 0 |
| SJSU | 1/0 | 12 | NA | NA | NA | NA | 0 |
| at CSU | 1/0 | 12 | NA | NA | NA | NA | 1.0 |
| at BSU | 1/0 | 10 | NA | NA | NA | NA | 0 |
| vs. UNT | 1/0 | 17 | NA | NA | NA | NA | 0 |

| 2017 | G/GS | Snp | Grd | Tch | Eff. | Ass. | KD |
|---------|------|-----|-----|-----|------|------|-----|
| at WIS | 1/0 | 17 | NA | NA | NA | NA | 2.0 |
| ISU | 1/0 | 33 | NA | NA | NA | NA | 2.0 |
| at WF | 1/0 | 22 | NA | NA | NA | NA | 0 |
| at SJSU | 1/0 | 25 | NA | NA | NA | NA | 2.0 |
| BYU | 1/0 | 16 | NA | NA | NA | NA | 0 |
| CSU | 1/1 | 62 | NA | NA | NA | NA | 1.0 |
| WYO | 1/1 | 80 | NA | NA | NA | NA | 6.0 |
| at UNLV | 1/0 | 11 | NA | NA | NA | NA | 0 |
| BSU | 1/0 | 50 | NA | NA | NA | NA | 4.0 |
| at UNM | 1/0 | 15 | NA | NA | NA | NA | 0 |
| UH | 1/0 | 29 | NA | NA | NA | NA | 1.0 |
| at AFA | 1/0 | 9 | NA | NA | NA | NA | 0 |
| vs NMSU | 1/0 | 30 | NA | NA | NA | NA | 2.0 |



59 - CONNOR COLES
PK • 6-0 • 195 • JR-SQ
Bozeman, Mont.
(Bozeman HS)

CAREER STATS - SCORING

| Year | PAT | FG | Total | AVG/G |
|--------------|----------|----------|----------|------------|
| 2018 | 2 | 0 | 2 | 2.0 |
| 2019 | 0 | 0 | 0 | 0.0 |
| 2020 | 1 | 0 | 0 | 1.0 |
| TOTAL | 3 | 0 | 3 | 0.6 |

CAREER STATS - POINTS

Points: 2, vs. Tennessee Tech (9/13/18)

CAREER STATS - KICKOFFS

| Year | GP | No. | Yds | Avg | TB |
|--------------|----------|----------|------------|-------------|----------|
| 2017 | 2 | 3 | 165 | 55.0 | 0 |
| 2018 | 1 | 1 | 64 | 64.0 | 0 |
| 2019 | 1 | 3 | 145 | 48.3 | 1 |
| 2020 | 1 | 0 | 0 | 0.0 | 0 |
| TOTAL | 5 | 7 | 374 | 53.4 | 1 |

GAME-BY-GAME KICKOFFS

| 2020 | No | Yds | Avg | TB | OB |
|--------|----|-----|-----|----|----|
| at BSU | 0 | 0 | 0.0 | 0 | 0 |
| SDSU | 0 | 0 | 0.0 | 0 | 0 |
| at NEV | 0 | 0 | 0.0 | 0 | 0 |
| FS | 0 | 0 | 0.0 | 0 | 0 |
| at WYO | 0 | 0 | 0.0 | 0 | 0 |
| UNM | 0 | 0 | 0.0 | 0 | 0 |
| AFA | 0 | 0 | 0.0 | 0 | 0 |
| at CSU | 0 | 0 | 0.0 | 0 | 0 |

| 2019 | No | Yds | Avg | TB | OB |
|---------|----|-----|------|----|----|
| at WF | 0 | 0 | 0.0 | 0 | 0 |
| SB | 3 | 145 | 48.3 | 1 | 0 |
| at SDSU | 0 | 0 | 0.0 | 0 | 0 |
| CSU | 0 | 0 | 0.0 | 0 | 0 |
| at LSU | 0 | 0 | 0.0 | 0 | 0 |
| NEV | 0 | 0 | 0.0 | 0 | 0 |
| at AFA | 0 | 0 | 0.0 | 0 | 0 |
| BYU | 0 | 0 | 0.0 | 0 | 0 |
| at FS | 0 | 0 | 0.0 | 0 | 0 |
| WYO | 0 | 0 | 0.0 | 0 | 0 |
| BSU | 0 | 0 | 0.0 | 0 | 0 |
| at UNM | 0 | 0 | 0.0 | 0 | 0 |
| vs. KSU | 0 | 0 | 0.0 | 0 | 0 |

| 2018 | No | Yds | Avg | TB | OB |
|---------|----|-----|------|----|----|
| at MSU | 0 | 0 | 0.0 | 0 | 0 |
| NMSU | 0 | 0 | 0.0 | 0 | 0 |
| TTU | 1 | 64 | 64.0 | 0 | 0 |
| AFA | 0 | 0 | 0.0 | 0 | 0 |
| at BYU | 0 | 0 | 0.0 | 0 | 0 |
| UNLV | 0 | 0 | 0.0 | 0 | 0 |
| at WYO | 0 | 0 | 0.0 | 0 | 0 |
| UNM | 0 | 0 | 0.0 | 0 | 0 |
| at UH | 0 | 0 | 0.0 | 0 | 0 |
| SJSU | 0 | 0 | 0.0 | 0 | 0 |
| at CSU | 0 | 0 | 0.0 | 0 | 0 |
| at BSU | 0 | 0 | 0.0 | 0 | 0 |
| vs. UNT | 0 | 0 | 0.0 | 0 | 0 |

| 2017 | No | Yds | Avg | TB | OB |
|---------|----|-----|------|----|----|
| at WIS | 0 | 0 | 0.0 | 0 | 0 |
| ISU | 2 | 130 | 65.0 | 0 | 0 |
| at WF | 0 | 0 | 0.0 | 0 | 0 |
| at SJSU | 1 | 35 | 35.0 | 0 | 0 |
| BYU | 0 | 0 | 0.0 | 0 | 0 |
| CSU | 0 | 0 | 0.0 | 0 | 0 |
| WYO | 0 | 0 | 0.0 | 0 | 0 |
| at UNLV | 0 | 0 | 0.0 | 0 | 0 |
| BSU | 0 | 0 | 0.0 | 0 | 0 |
| at UNM | 0 | 0 | 0.0 | 0 | 0 |
| UH | 0 | 0 | 0.0 | 0 | 0 |
| at AFA | 0 | 0 | 0.0 | 0 | 0 |
| vs NMSU | 0 | 0 | 0.0 | 0 | 0 |



60 - WYATT BOWLES
OL • 6-4 • 290 • SO-SQ
West Point, Utah
(Syracuse HS)

CAREER STATS - OFFENSIVE LINE

| Year | G/GS | Snp | Grd | Tch | Eff. | Ass. | KD |
|--------------|------------|-----------|-----------|-----------|-----------|-----------|----------|
| 2018 | 4/0 | 47 | NA | NA | NA | NA | 0 |
| 2019 | 0/0 | 0 | NA | NA | NA | NA | 0 |
| 2020 | 0/0 | 0 | NA | NA | NA | NA | 0 |
| TOTAL | 4/0 | 47 | NA | NA | NA | NA | 0 |

GAME-BY-GAME OFFENSIVE LINE

| 2020 | G/GS | Snp | Grd | Tch | Eff. | Ass. | KD |
|--------|------|-----|-----|-----|------|------|----|
| at BSU | 0/0 | 0 | NA | NA | NA | NA | 0 |
| SDSU | 0/0 | 0 | NA | NA | NA | NA | 0 |
| at NEV | 0/0 | 0 | NA | NA | NA | NA | 0 |
| FS | 0/0 | 0 | NA | NA | NA | NA | 0 |
| at WYO | 0/0 | 0 | NA | NA | NA | NA | 0 |
| UNM | 0/0 | 0 | NA | NA | NA | NA | 0 |
| AFA | 0/0 | 0 | NA | NA | NA | NA | 0 |
| at CSU | 0/0 | 0 | NA | NA | NA | NA | 0 |

| 2019 | G/GS | Snp | Grd | Tch | Eff. | Ass. | KD |
|---------|------|-----|-----|-----|------|------|----|
| at WF | 0/0 | 0 | NA | NA | NA | NA | 0 |
| SB | 0/0 | 0 | NA | NA | NA | NA | 0 |
| at SDSU | 0/0 | 0 | NA | NA | NA | NA | 0 |
| CSU | 0/0 | 0 | NA | NA | NA | NA | 0 |
| at LSU | 0/0 | 0 | NA | NA | NA | NA | 0 |
| NEV | 0/0 | 0 | NA | NA | NA | NA | 0 |

| | | | | | | | |
|---------|-----|---|----|----|----|----|---|
| at AFA | 0/0 | 0 | NA | NA | NA | NA | 0 |
| BYU | 0/0 | 0 | NA | NA | NA | NA | 0 |
| at FS | 0/0 | 0 | NA | NA | NA | NA | 0 |
| WYO | 0/0 | 0 | NA | NA | NA | NA | 0 |
| BSU | 0/0 | 0 | NA | NA | NA | NA | 0 |
| at UNM | 0/0 | 0 | NA | NA | NA | NA | 0 |
| vs. KSU | 0/0 | 0 | NA | NA | NA | NA | 0 |

| 2018 | G/GS | Snp | Grd | Tch | Eff. | Ass. | KD |
|---------|------|-----|-----|-----|------|------|----|
| at MSU | 0/0 | 0 | NA | NA | NA | NA | 0 |
| NMSU | 1/0 | 7 | NA | NA | NA | NA | 0 |
| TTU | 1/0 | 7 | NA | NA | NA | NA | 0 |
| AFA | 0/0 | 0 | NA | NA | NA | NA | 0 |
| at BYU | 0/0 | 0 | NA | NA | NA | NA | 0 |
| UNLV | 1/0 | 9 | NA | NA | NA | NA | 0 |
| at WYO | 0/0 | 0 | NA | NA | NA | NA | 0 |
| UNM | 0/0 | 0 | NA | NA | NA | NA | 0 |
| at UH | 0/0 | 0 | NA | NA | NA | NA | 0 |
| SJSU | 1/0 | 24 | NA | NA | NA | NA | 0 |
| at CSU | 0/0 | 0 | NA | NA | NA | NA | 0 |
| at BSU | 0/0 | 0 | NA | NA | NA | NA | 0 |
| vs. UNT | 0/0 | 0 | NA | NA | NA | NA | 0 |



63 - STEPHEN KOTSANLEE
P • 6-1 • 205 • FR-HS
Melbourne, Australia
(Box Hill HS)

CAREER STATS - PUNTS

| Year | GP | No. | Yds | Avg | LG | 50+ | I20 |
|------|----|-----|-----|------|----|-----|-----|
| 2020 | 3 | 24 | 950 | 39.6 | 56 | 2 | 9 |

CAREER HIGHS - PUNTS

Punts: 10, at Nevada (11/5/20)
Avg: 42.5, at Nevada (11/5/20)
Long: 56, vs. San Diego State (10/31/20)
I20: 5, at Nevada (11/5/20)

GAME-BY-GAME PUNTING

| 2020 | No. | Yds | Avg | LG | I20 |
|--------|-----|-----|------|----|-----|
| at BSU | 7 | 240 | 34.3 | 39 | 1 |
| SDSU | 7 | 285 | 40.7 | 56 | 3 |
| at NEV | 10 | 425 | 42.5 | 52 | 5 |
| FS | 0 | 0 | 0.0 | 0 | 0 |
| at WYO | 0 | 0 | 0.0 | 0 | 0 |
| UNM | 0 | 0 | 0.0 | 0 | 0 |
| AFA | 0 | 0 | 0.0 | 0 | 0 |
| at CSU | 0 | 0 | 0.0 | 0 | 0 |



64 - HENELI BLOOMFIELD
OL • 6-3 • 300 • SO-1L
Sandy, Utah
(Jordan HS)

CAREER STATS - OFFENSIVE LINE

| Year | G/GS | Snp | Grd | Tch | Eff. | Ass. | KD |
|-------|------|-----|-----|-----|------|------|----|
| 2018 | 3/0 | 53 | NA | NA | NA | NA | 0 |
| 2019 | 13/4 | 518 | NA | NA | NA | NA | 17 |
| 2020 | 0/0 | 0 | NA | NA | NA | NA | 0 |
| TOTAL | 16/4 | 571 | NA | NA | NA | NA | 17 |

GAME-BY-GAME OFFENSIVE LINE

| 2020 | G/GS | Snp | Grd | Tch | Eff. | Ass. | KD |
|--------|------|-----|-----|-----|------|------|----|
| at BSU | 0/0 | 0 | NA | NA | NA | NA | 0 |
| SDSU | 0/0 | 0 | NA | NA | NA | NA | 0 |
| at NEV | 0/0 | 0 | NA | NA | NA | NA | 0 |
| FS | 0/0 | 0 | NA | NA | NA | NA | 0 |
| at WYO | 0/0 | 0 | NA | NA | NA | NA | 0 |
| UNM | 0/0 | 0 | NA | NA | NA | NA | 0 |
| AFA | 0/0 | 0 | NA | NA | NA | NA | 0 |
| at CSU | 0/0 | 0 | NA | NA | NA | NA | 0 |

| 2019 | G/GS | Snp | Grd | Tch | Eff. | Ass. | KD |
|-------|------|-----|-----|-----|------|------|-----|
| at WF | 1/0 | 30 | NA | NA | NA | NA | 1.0 |
| SB | 1/0 | 42 | NA | NA | NA | NA | 1.0 |

| | | | | | | | |
|---------|-----|----|----|----|----|----|-----|
| at SDSU | 1/0 | 26 | NA | NA | NA | NA | 0 |
| CSU | 1/0 | 20 | NA | NA | NA | NA | 0 |
| at LSU | 1/0 | 34 | NA | NA | NA | NA | 1.0 |
| NEV | 1/0 | 48 | NA | NA | NA | NA | 7.0 |
| at AFA | 1/1 | 25 | NA | NA | NA | NA | 0 |
| BYU | 1/1 | 60 | NA | NA | NA | NA | 0 |
| at FS | 1/1 | 61 | NA | NA | NA | NA | 4.0 |
| WYO | 1/0 | 51 | NA | NA | NA | NA | 1.0 |
| BSU | 1/0 | 51 | NA | NA | NA | NA | 1.0 |
| at UNM | 1/0 | 36 | NA | NA | NA | NA | 1.0 |
| vs. KSU | 1/1 | 34 | NA | NA | NA | NA | 0 |

| 2018 | G/GS | Snp | Grd | Tch | Eff. | Ass. | KD |
|---------|------|-----|-----|-----|------|------|----|
| at MSU | 0/0 | 0 | NA | NA | NA | NA | 0 |
| NMSU | 1/0 | 17 | NA | NA | NA | NA | 0 |
| TTU | 1/0 | 23 | NA | NA | NA | NA | 0 |
| AFA | 0/0 | 0 | NA | NA | NA | NA | 0 |
| at BYU | 0/0 | 0 | NA | NA | NA | NA | 0 |
| UNLV | 0/0 | 0 | NA | NA | NA | NA | 0 |
| at WYO | 0/0 | 0 | NA | NA | NA | NA | 0 |
| UNM | 0/0 | 0 | NA | NA | NA | NA | 0 |
| at UH | 0/0 | 0 | NA | NA | NA | NA | 0 |
| SJSU | 1/0 | 13 | NA | NA | NA | NA | 0 |
| at CSU | 0/0 | 0 | NA | NA | NA | NA | 0 |
| at BSU | 0/0 | 0 | NA | NA | NA | NA | 0 |
| vs. UNT | 0/0 | 0 | NA | NA | NA | NA | 0 |



65 - KARTER SHAW
OL • 6-4 • 305 • SO-1L
South Jordan, Utah
(Herriman HS)

CAREER STATS - OFFENSIVE LINE

| Year | G/GS | Snp | Grd | Tch | Eff. | Ass. | KD |
|-------|-------|-------|-----|-----|------|------|----|
| 2018 | 4/0 | 69 | NA | NA | NA | NA | 3 |
| 2019 | 13/13 | 968 | NA | NA | NA | NA | 39 |
| 2020 | 3/3 | 129 | NA | NA | NA | NA | 4 |
| TOTAL | 20/16 | 1,166 | NA | NA | NA | NA | 46 |

GAME-BY-GAME OFFENSIVE LINE

| 2020 | G/GS | Snp | Grd | Tch | Eff. | Ass. | KD |
|--------|------|-----|-----|-----|------|------|----|
| at BSU | 1/1 | 71 | NA | NA | NA | NA | 2 |
| SDSU | 1/1 | 58 | NA | NA | NA | NA | 2 |
| at NEV | 1/1 | 0 | NA | NA | NA | NA | 0 |
| FS | 0/0 | 0 | NA | NA | NA | NA | 0 |
| at WYO | 0/0 | 0 | NA | NA | NA | NA | 0 |
| UNM | 0/0 | 0 | NA | NA | NA | NA | 0 |
| AFA | 0/0 | 0 | NA | NA | NA | NA | 0 |
| at CSU | 0/0 | 0 | NA | NA | NA | NA | 0 |

| 2019 | G/GS | Snp | Grd | Tch | Eff. | Ass. | KD |
|---------|------|-----|-----|-----|------|------|-----|
| at WF | 1/1 | 81 | NA | NA | NA | NA | 2.0 |
| SB | 1/1 | 72 | NA | NA | NA | NA | 4.0 |
| at SDSU | 1/1 | 77 | NA | NA | NA | NA | 2.0 |
| CSU | 1/1 | 89 | NA | NA | NA | NA | 4.0 |
| at LSU | 1/1 | 54 | NA | NA | NA | NA | 2.0 |
| NEV | 1/1 | 70 | NA | NA | NA | NA | 3.5 |
| at AFA | 1/1 | 37 | NA | NA | NA | NA | 1.0 |
| BYU | 1/1 | 85 | NA | NA | NA | NA | 8.0 |
| at FS | 1/1 | 78 | NA | NA | NA | NA | 2.0 |
| WYO | 1/1 | 86 | NA | NA | NA | NA | 5.5 |
| BSU | 1/1 | 83 | NA | NA | NA | NA | 4.0 |
| at UNM | 1/1 | 77 | NA | NA | NA | NA | 1.0 |
| vs. KSU | 1/1 | 79 | NA | NA | NA | NA | 0 |

| 2018 | G/GS | Snp | Grd | Tch | Eff. | Ass. | KD |
|--------|------|-----|-----|-----|------|------|-----|
| at MSU | 0/0 | 0 | NA | NA | NA | NA | 0 |
| NMSU | 1/0 | 7 | NA | NA | NA | NA | 0 |
| TTU | 1/0 | 20 | NA | NA | NA | NA | 1.0 |
| AFA | 0/0 | 0 | NA | NA | NA | NA | 0 |
| at BYU | 0/0 | 0 | NA | NA | NA | NA | 0 |
| UNLV | 0/0 | 0 | NA | NA | NA | NA | 0 |
| at WYO | 0/0 | 0 | NA | NA | NA | NA | 0 |
| UNM | 1/0 | 22 | NA | NA | NA | NA | 1.0 |
| at UH | 0/0 | 0 | NA | NA | NA | NA | 0 |

| | | | | | | | |
|---------|-----|----|----|----|----|----|-----|
| SJSU | 1/0 | 20 | NA | NA | NA | NA | 1.0 |
| at CSU | 0/0 | 0 | NA | NA | NA | NA | 0 |
| at BSU | 0/0 | 0 | NA | NA | NA | NA | 0 |
| vs. UNT | 0/0 | 0 | NA | NA | NA | NA | 0 |



69 - FALEPULE ALO
OL • 6-3 • 335 • FR-HS
Salt Lake City, Utah
(West HS)

CAREER STATS - OFFENSIVE LINE

| Year | G/GS | Snp | Grd | Tch | Eff. | Ass. | KD |
|------|------|-----|-----|-----|------|------|----|
| 2020 | 2/0 | 2 | NA | NA | NA | NA | 1 |

GAME-BY-GAME OFFENSIVE LINE

| 2020 | G/GS | Snp | Grd | Tch | Eff. | Ass. | KD |
|--------|------|-----|-----|-----|------|------|----|
| at BSU | 0/0 | 0 | NA | NA | NA | NA | 0 |
| SDSU | 1/0 | 2 | NA | NA | NA | NA | 1 |
| at NEV | 1/1 | 0 | NA | NA | NA | NA | 0 |
| FS | 0/0 | 0 | NA | NA | NA | NA | 0 |
| at WYO | 0/0 | 0 | NA | NA | NA | NA | 0 |
| UNM | 0/0 | 0 | NA | NA | NA | NA | 0 |
| AFA | 0/0 | 0 | NA | NA | NA | NA | 0 |
| at CSU | 0/0 | 0 | NA | NA | NA | NA | 0 |



72 - ALFRED EDWARDS
OL • 6-7 • 315 • JR-2L
Redlands, Calif.
(Redlands Senior HS)

CAREER STATS - OFFENSIVE LINE

| Year | G/GS | Snp | Grd | Tch | Eff. | Ass. | KD |
|-------|-------|-------|-----|-----|------|------|----|
| 2018 | 12/11 | 662 | NA | NA | NA | NA | 10 |
| 2019 | 12/12 | 843 | NA | NA | NA | NA | 7 |
| 2020 | 3/3 | 120 | NA | NA | NA | NA | 0 |
| TOTAL | 27/26 | 1,625 | NA | NA | NA | NA | 17 |

GAME-BY-GAME OFFENSIVE LINE

| 2020 | G/GS | Snp | Grd | Tch | Eff. | Ass. | KD |
|--------|------|-----|-----|-----|------|------|----|
| at BSU | 1/1 | 64 | NA | NA | NA | NA | 0 |
| SDSU | 1/1 | 56 | NA | NA | NA | NA | 0 |
| at NEV | 1/1 | 0 | NA | NA | NA | NA | 0 |
| FS | 0/0 | 0 | NA | NA | NA | NA | 0 |
| at WYO | 0/0 | 0 | NA | NA | NA | NA | 0 |
| UNM | 0/0 | 0 | NA | NA | NA | NA | 0 |
| AFA | 0/0 | 0 | NA | NA | NA | NA | 0 |
| at CSU | 0/0 | 0 | NA | NA | NA | NA | 0 |

| 2019 | G/GS | Snp | Grd | Tch | Eff. | Ass. | KD |
|---------|------|-----|-----|-----|------|------|-----|
| at WF | 1/1 | 81 | NA | NA | NA | NA | 1.0 |
| SB | 0/0 | 0 | NA | NA | NA | NA | 0 |
| at SDSU | 1/1 | 71 | NA | NA | NA | NA | 0 |
| CSU | 1/1 | 56 | NA | NA | NA | NA | 0 |
| at LSU | 1/1 | 54 | NA | NA | NA | NA | 0 |
| NEV | 1/1 | 70 | NA | NA | NA | NA | 3.0 |
| at AFA | 1/1 | 37 | NA | NA | NA | NA | 0 |
| BYU | 1/1 | 85 | NA | NA | NA | NA | 0 |
| at FS | 1/1 | 78 | NA | NA | NA | NA | 0 |
| WYO | 1/1 | 85 | NA | NA | NA | NA | 1.0 |
| BSU | 1/1 | 70 | NA | NA | NA | NA | 0 |
| at UNM | 1/1 | 77 | NA | NA | NA | NA | 1.0 |
| vs. KSU | 1/1 | 79 | NA | NA | NA | NA | 0 |

| 2018 | G/GS | Snp | Grd | Tch | Eff. | Ass. | KD |
|--------|------|-----|-----|-----|------|------|-----|
| at MSU | 1/1 | 68 | NA | NA | NA | NA | 2.0 |
| NMSU | 1/1 | 51 | NA | NA | NA | NA | 1.0 |
| TTU | 1/1 | 50 | NA | NA | NA | NA | 0 |
| AFA | 1/1 | 64 | NA | NA | NA | NA | 1.0 |
| at BYU | 1/1 | 4 | NA | NA | NA | NA | 0 |
| UNLV | 0/0 | 0 | NA | NA | NA | NA | 0 |
| at WYO | 1/0 | 40 | NA | NA | NA | NA | 1.0 |
| UNM | 1/1 | 58 | NA | NA | NA | NA | 1.0 |
| at UH | 1/1 | 61 | NA | NA | NA | NA | 0 |
| SJSU | 1/1 | 73 | NA | NA | NA | NA | 3.0 |
| at CSU | 1/1 | 54 | NA | NA | NA | NA | 1.0 |



| | | | | | | | |
|---------|-----|----|----|----|----|----|-----|
| at BSU | 1/1 | 69 | NA | NA | NA | NA | 1.0 |
| vs. UNT | 1/1 | 70 | NA | NA | NA | NA | 1.0 |

**74 - CHANDLER DOLPHIN****OL • 6-3 • 300 • JR-1L**Sandy, Utah
(Alta HS)**CAREER STATS - OFFENSIVE LINE**

| Year | G/GS | Snp | Grd | Tch | Eff. | Ass. | KD |
|--------------|------------|-----------|-----------|-----------|-----------|-----------|----------|
| 2018 | 4/0 | 26 | NA | NA | NA | NA | 2 |
| 2019 | 1/0 | 17 | NA | NA | NA | NA | 0 |
| 2020 | 0/0 | 0 | NA | NA | NA | NA | 0 |
| TOTAL | 5/0 | 43 | NA | NA | NA | NA | 2 |

GAME-BY-GAME OFFENSIVE LINE

| 2020 | G/GS | Snp | Grd | Tch | Eff. | Ass. | KD |
|--------|------|-----|-----|-----|------|------|----|
| at BSU | 0/0 | 0 | NA | NA | NA | NA | 0 |
| SDSU | 0/0 | 0 | NA | NA | NA | NA | 0 |
| at NEV | 0/0 | 0 | NA | NA | NA | NA | 0 |
| FS | 0/0 | 0 | NA | NA | NA | NA | 0 |
| at WYO | 0/0 | 0 | NA | NA | NA | NA | 0 |
| UNM | 0/0 | 0 | NA | NA | NA | NA | 0 |
| AFA | 0/0 | 0 | NA | NA | NA | NA | 0 |
| at CSU | 0/0 | 0 | NA | NA | NA | NA | 0 |

| 2019 | G/GS | Snp | Grd | Tch | Eff. | Ass. | KD |
|---------|------|-----|-----|-----|------|------|----|
| at WF | 0/0 | 0 | NA | NA | NA | NA | 0 |
| SB | 1/0 | 17 | NA | NA | NA | NA | 0 |
| at SDSU | 0/0 | 0 | NA | NA | NA | NA | 0 |
| CSU | 0/0 | 0 | NA | NA | NA | NA | 0 |
| at LSU | 0/0 | 0 | NA | NA | NA | NA | 0 |
| NEV | 0/0 | 0 | NA | NA | NA | NA | 0 |
| at AFA | 0/0 | 0 | NA | NA | NA | NA | 0 |
| BYU | 0/0 | 0 | NA | NA | NA | NA | 0 |
| at FS | 0/0 | 0 | NA | NA | NA | NA | 0 |
| WYO | 0/0 | 0 | NA | NA | NA | NA | 0 |
| BSU | 0/0 | 0 | NA | NA | NA | NA | 0 |
| at UNM | 0/0 | 0 | NA | NA | NA | NA | 0 |
| vs. KSU | 0/0 | 0 | NA | NA | NA | NA | 0 |

| 2018 | G/GS | Snp | Grd | Tch | Eff. | Ass. | KD |
|---------|------|-----|-----|-----|------|------|-----|
| at MSU | 0/0 | 0 | NA | NA | NA | NA | 0 |
| NMSU | 0/0 | 0 | NA | NA | NA | NA | 0 |
| TTU | 1/0 | 8 | NA | NA | NA | NA | 2.0 |
| AFA | 0/0 | 0 | NA | NA | NA | NA | 0 |
| at BYU | 0/0 | 0 | NA | NA | NA | NA | 0 |
| UNLV | 1/0 | 11 | NA | NA | NA | NA | 0 |
| at WYO | 0/0 | 0 | NA | NA | NA | NA | 0 |
| UNM | 1/0 | 4 | NA | NA | NA | NA | 0 |
| at UH | 0/0 | 0 | NA | NA | NA | NA | 0 |
| SJSU | 1/0 | 6 | NA | NA | NA | NA | 0 |
| at CSU | 0/0 | 0 | NA | NA | NA | NA | 0 |
| at BSU | 0/0 | 0 | NA | NA | NA | NA | 0 |
| vs. UNT | 0/0 | 0 | NA | NA | NA | NA | 0 |

**76 - JACKSON OWENS****OL • 6-5 • 315 • FR-RS**Sandy, Utah
(East HS)**CAREER STATS - OFFENSIVE LINE**

| Year | G/GS | Snp | Grd | Tch | Eff. | Ass. | KD |
|--------------|------------|-----------|-----------|-----------|-----------|-----------|----------|
| 2019 | 3/0 | 65 | NA | NA | NA | NA | 1 |
| 2020 | 1/0 | 0 | NA | NA | NA | NA | 0 |
| TOTAL | 4/0 | 65 | NA | NA | NA | NA | 1 |

GAME-BY-GAME OFFENSIVE LINE

| 2020 | G/GS | Snp | Grd | Tch | Eff. | Ass. | KD |
|--------|------|-----|-----|-----|------|------|----|
| at BSU | 0/0 | 0 | NA | NA | NA | NA | 0 |
| SDSU | 0/0 | 0 | NA | NA | NA | NA | 0 |
| at NEV | 1/0 | 0 | NA | NA | NA | NA | 0 |
| FS | 0/0 | 0 | NA | NA | NA | NA | 0 |
| at WYO | 0/0 | 0 | NA | NA | NA | NA | 0 |
| UNM | 0/0 | 0 | NA | NA | NA | NA | 0 |

| | | | | | | | |
|--------|-----|---|----|----|----|----|---|
| AFA | 0/0 | 0 | NA | NA | NA | NA | 0 |
| at CSU | 0/0 | 0 | NA | NA | NA | NA | 0 |

| 2019 | G/GS | Snp | Grd | Tch | Eff. | Ass. | KD |
|---------|------|-----|-----|-----|------|------|----|
| at WF | 0/0 | 0 | NA | NA | NA | NA | 0 |
| SB | 1/0 | 17 | NA | NA | NA | NA | 1 |
| at SDSU | 0/0 | 0 | NA | NA | NA | NA | 0 |
| CSU | 0/0 | 0 | NA | NA | NA | NA | 0 |
| at LSU | 0/0 | 0 | NA | NA | NA | NA | 0 |
| NEV | 0/0 | 0 | NA | NA | NA | NA | 0 |
| at AFA | 0/0 | 0 | NA | NA | NA | NA | 0 |
| BYU | 0/0 | 0 | NA | NA | NA | NA | 0 |
| at FS | 0/0 | 0 | NA | NA | NA | NA | 0 |
| WYO | 0/0 | 0 | NA | NA | NA | NA | 0 |
| BSU | 1/0 | 13 | NA | NA | NA | NA | 0 |
| at UNM | 0/0 | 0 | NA | NA | NA | NA | 0 |
| vs. KSU | 1/0 | 35 | NA | NA | NA | NA | 0 |

**77 - ANDY KOCH****OL • 6-6 • 295 • SO-1L**Eastvale, Calif.
(Eleanor Roosevelt HS)**CAREER STATS - OFFENSIVE LINE**

| Year | G/GS | Snp | Grd | Tch | Eff. | Ass. | KD |
|--------------|------------|------------|-----------|-----------|-----------|-----------|-------------|
| 2018 | 3/0 | 47 | NA | NA | NA | NA | 4.0 |
| 2019 | 3/3 | 204 | NA | NA | NA | NA | 12.5 |
| 2020 | 3/3 | 129 | NA | NA | NA | NA | 5.0 |
| TOTAL | 9/6 | 380 | NA | NA | NA | NA | 21.5 |

GAME-BY-GAME OFFENSIVE LINE

| 2020 | G/GS | Snp | Grd | Tch | Eff. | Ass. | KD |
|--------|------|-----|-----|-----|------|------|----|
| at BSU | 1/1 | 71 | NA | NA | NA | NA | 3 |
| SDSU | 1/1 | 58 | NA | NA | NA | NA | 2 |
| at NEV | 1/1 | 0 | NA | NA | NA | NA | 0 |
| FS | 0/0 | 0 | NA | NA | NA | NA | 0 |
| at WYO | 0/0 | 0 | NA | NA | NA | NA | 0 |
| UNM | 0/0 | 0 | NA | NA | NA | NA | 0 |
| AFA | 0/0 | 0 | NA | NA | NA | NA | 0 |
| at CSU | 0/0 | 0 | NA | NA | NA | NA | 0 |

| 2019 | G/GS | Snp | Grd | Tch | Eff. | Ass. | KD |
|---------|------|-----|-----|-----|------|------|-----|
| at WF | 1/1 | 81 | NA | NA | NA | NA | 8.5 |
| SB | 1/1 | 73 | NA | NA | NA | NA | 3.0 |
| at SDSU | 1/1 | 60 | NA | NA | NA | NA | 1.0 |
| CSU | 0/0 | 0 | NA | NA | NA | NA | 0 |
| at LSU | 0/0 | 0 | NA | NA | NA | NA | 0 |
| NEV | 0/0 | 0 | NA | NA | NA | NA | 0 |
| at AFA | 0/0 | 0 | NA | NA | NA | NA | 0 |
| BYU | 0/0 | 0 | NA | NA | NA | NA | 0 |
| at FS | 0/0 | 0 | NA | NA | NA | NA | 0 |
| WYO | 0/0 | 0 | NA | NA | NA | NA | 0 |
| BSU | 0/0 | 0 | NA | NA | NA | NA | 0 |
| at UNM | 0/0 | 0 | NA | NA | NA | NA | 0 |
| vs. KSU | 0/0 | 0 | NA | NA | NA | NA | 0 |

| 2018 | G/GS | Snp | Grd | Tch | Eff. | Ass. | KD |
|---------|------|-----|-----|-----|------|------|-----|
| at MSU | 0/0 | 0 | NA | NA | NA | NA | 0 |
| NMSU | 1/0 | 7 | NA | NA | NA | NA | 0 |
| TTU | 1/0 | 23 | NA | NA | NA | NA | 3.0 |
| AFA | 0/0 | 0 | NA | NA | NA | NA | 0 |
| at BYU | 0/0 | 0 | NA | NA | NA | NA | 0 |
| UNLV | 0/0 | 0 | NA | NA | NA | NA | 0 |
| at WYO | 0/0 | 0 | NA | NA | NA | NA | 0 |
| UNM | 0/0 | 0 | NA | NA | NA | NA | 0 |
| at UH | 1/0 | 17 | NA | NA | NA | NA | 1.0 |
| SJSU | 0/0 | 0 | NA | NA | NA | NA | 0 |
| at CSU | 0/0 | 0 | NA | NA | NA | NA | 0 |
| at BSU | 0/0 | 0 | NA | NA | NA | NA | 0 |
| vs. UNT | 0/0 | 0 | NA | NA | NA | NA | 0 |

**78 - JACOB SOUTH****OL • 6-5 • 295 • SO-1L**Anacortes, Wash.
(Anacortes HS)**CAREER STATS - OFFENSIVE LINE**

| Year | G/GS | Snp | Grd | Tch | Eff. | Ass. | KD |
|--------------|-------------|------------|-----------|-----------|-----------|-----------|----------|
| 2018 | 2/0 | 37 | NA | NA | NA | NA | 1 |
| 2019 | 10/3 | 210 | NA | NA | NA | NA | 2 |
| 2020 | 2/2 | 129 | NA | NA | NA | NA | 3 |
| TOTAL | 14/5 | 318 | NA | NA | NA | NA | 6 |

GAME-BY-GAME OFFENSIVE LINE

| 2020 | G/GS | Snp | Grd | Tch | Eff. | Ass. | KD |
|--------|------|-----|-----|-----|------|------|----|
| at BSU | 1/1 | 71 | NA | NA | NA | NA | 2 |
| SDSU | 1/1 | 58 | NA | NA | NA | NA | 1 |
| at NEV | 0/0 | 0 | NA | NA | NA | NA | 0 |
| FS | 0/0 | 0 | NA | NA | NA | NA | 0 |
| at WYO | 0/0 | 0 | NA | NA | NA | NA | 0 |
| UNM | 0/0 | 0 | NA | NA | NA | NA | 0 |
| AFA | 0/0 | 0 | NA | NA | NA | NA | 0 |
| at CSU | 0/0 | 0 | NA | NA | NA | NA | 0 |

| 2019 | G/GS | Snp | Grd | Tch | Eff. | Ass. | KD |
|---------|------|-----|-----|-----|------|------|-----|
| at WF | 0/0 | 0 | NA | NA | NA | NA | 0 |
| SB | 1/0 | 17 | NA | NA | NA | NA | 0 |
| at SDSU | 0/0 | 0 | NA | NA | NA | NA | 0 |
| CSU | 1/0 | 34 | NA | NA | NA | NA | 0 |
| at LSU | 1/0 | 51 | NA | NA | NA | NA | 1.0 |
| NEV | 1/0 | 7 | NA | NA | NA | NA | 0 |
| at AFA | 1/1 | 6 | NA | NA | NA | NA | 0 |
| BYU | 1/0 | -- | NA | NA | NA | NA | 0 |
| at FS | 1/0 | -- | NA | NA | NA | NA | 0 |
| WYO | 1/0 | 12 | NA | NA | NA | NA | 0 |
| BSU | 1/1 | 83 | NA | NA | NA | NA | 1.0 |
| at UNM | 0/0 | 0 | NA | NA | NA | NA | 0 |
| vs. KSU | 1/1 | -- | NA | NA | NA | NA | 0 |

| 2018 | G/GS | Snp | Grd | Tch | Eff. | Ass. | KD |
|---------|------|-----|-----|-----|------|------|-----|
| at MSU | 0/0 | 0 | NA | NA | NA | NA | 0 |
| NMSU | 1/0 | 14 | NA | NA | NA | NA | 0 |
| TTU | 1/0 | 23 | NA | NA | NA | NA | 1.0 |
| AFA | 0/0 | 0 | NA | NA | NA | NA | 0 |
| at BYU | 0/0 | 0 | NA | NA | NA | NA | 0 |
| UNLV | 0/0 | 0 | NA | NA | NA | NA | 0 |
| at WYO | 0/0 | 0 | NA | NA | NA | NA | 0 |
| UNM | 0/0 | 0 | NA | NA | NA | NA | 0 |
| at UH | 0/0 | 0 | NA | NA | NA | NA | 0 |
| SJSU | 0/0 | 0 | NA | NA | NA | NA | 0 |
| at CSU | 0/0 | 0 | NA | NA | NA | NA | 0 |
| BSU | 0/0 | 0 | NA | NA | NA | NA | 0 |
| vs. UNT | 0/0 | 0 | NA | NA | NA | NA | 0 |

**79 - WADE MEACHAM****OL • 6-6 • 310 • SO-SQ**Layton, Utah
(Layton HS)**CAREER STATS - OFFENSIVE LINE**

| Year | G/GS | Snp | Grd | Tch | Eff. | Ass. | KD |
|--------------|------------|-----------|-----------|-----------|-----------|-----------|----------|
| 2018 | 4/0 | 68 | NA | NA | NA | NA | 0 |
| 2019 | 1/0 | 15 | NA | NA | NA | NA | 0 |
| 2020 | 3/0 | 8 | NA | NA | NA | NA | 0 |
| TOTAL | 8/0 | 91 | NA | NA | NA | NA | 0 |

GAME-BY-GAME OFFENSIVE LINE

| 2020 | G/GS | Snp | Grd | Tch | Eff. | Ass. | KD |
|--------|------|-----|-----|-----|------|------|----|
| at BSU | 1/0 | 7 | NA | NA | NA | NA | 0 |
| SDSU | 1/0 | 1 | NA | NA | NA | NA | 0 |
| at NEV | 1/0 | 0 | NA | NA | NA | NA | 0 |
| FS | 0/0 | 0 | NA | NA | NA | NA | 0 |
| at WYO | 0/0 | 0 | NA | NA | NA | NA | 0 |
| UNM | 0/0 | 0 | NA | NA | NA | NA | 0 |
| AFA | 0/0 | 0 | NA | NA | NA | NA | 0 |
| at CSU | 0/0 | 0 | NA | NA | NA | NA | 0 |





2020 UTAH STATE PLAYER STATS

| 2019 | G/GS | Snps | Grds | Tchs | Eff. | Ass. | KD |
|---------|------|------|------|------|------|------|----|
| at WF | 0/0 | 0 | NA | NA | NA | NA | 0 |
| SB | 1/0 | 15 | NA | NA | NA | NA | 0 |
| at SDSU | 0/0 | 0 | NA | NA | NA | NA | 0 |
| CSU | 0/0 | 0 | NA | NA | NA | NA | 0 |
| at LSU | 0/0 | 0 | NA | NA | NA | NA | 0 |
| NEV | 0/0 | 0 | NA | NA | NA | NA | 0 |
| at AFA | 0/0 | 0 | NA | NA | NA | NA | 0 |
| BYU | 0/0 | 0 | NA | NA | NA | NA | 0 |
| at FS | 0/0 | 0 | NA | NA | NA | NA | 0 |
| WYO | 0/0 | 0 | NA | NA | NA | NA | 0 |
| BSU | 0/0 | 0 | 0 | 0 | 0 | 0 | 0 |
| at UNM | 0/0 | 0 | 0 | 0 | 0 | 0 | 0 |
| vs. KSU | 0/0 | 0 | 0 | 0 | 0 | 0 | 0 |

| 2018 | G/GS | Snps | Grds | Tchs | Eff. | Ass. | KD |
|---------|------|------|------|------|------|------|----|
| at MSU | 0/0 | 0 | NA | NA | NA | NA | 0 |
| NMSU | 1/0 | 10 | NA | NA | NA | NA | 0 |
| TTU | 1/0 | 8 | NA | NA | NA | NA | 0 |
| AFA | 0/0 | 0 | NA | NA | NA | NA | 0 |
| at BYU | 0/0 | 0 | NA | NA | NA | NA | 0 |
| UNLV | 1/0 | 17 | NA | NA | NA | NA | 0 |
| at WYO | 0/0 | 0 | NA | NA | NA | NA | 0 |
| UNM | 1/0 | 33 | NA | NA | NA | NA | 0 |
| at UH | 0/0 | 0 | NA | NA | NA | NA | 0 |
| SJSU | 0/0 | 0 | NA | NA | NA | NA | 0 |
| at CSU | 0/0 | 0 | NA | NA | NA | NA | 0 |
| at BSU | 0/0 | 0 | NA | NA | NA | NA | 0 |
| vs. UNT | 0/0 | 0 | NA | NA | NA | NA | 0 |



80 - SEAN CARTER

WR • 6-2 • 190 • SR-1L

Westlake Village, Calif.

(Westlake HS)

(Fullerton JC)

CAREER STATS - RECEIVING

| Year | G/GS | Rec | Yds | Avg | TD | Long |
|--------------|------------|----------|-----------|-------------|----------|-----------|
| 2019 | 7/0 | 1 | 17 | 17.0 | 0 | 17 |
| 2020 | 0/0 | 0 | 0 | 0.0 | 0 | 0 |
| TOTAL | 7/0 | 1 | 17 | 17.0 | 0 | 17 |

CAREER HIGHS - RECEIVING

Receptions: 1, vs. Boise State (11/23/19)

Receiving Yards: 17, vs. Boise State (11/23/19)

Long Catch: 17, vs. Boise State (11/23/19)

GAME-BY-GAME RECEIVING

| 2020 | G/GS | Rec | Yds | Avg | TD | LG |
|--------|------|-----|-----|-----|----|----|
| at BSU | 0/0 | 0 | 0 | 0.0 | 0 | 0 |
| SDSU | 0/0 | 0 | 0 | 0.0 | 0 | 0 |
| at NEV | 0/0 | 0 | 0 | 0.0 | 0 | 0 |
| FS | 0/0 | 0 | 0 | 0.0 | 0 | 0 |
| at WYO | 0/0 | 0 | 0 | 0.0 | 0 | 0 |
| UNM | 0/0 | 0 | 0 | 0.0 | 0 | 0 |
| AFA | 0/0 | 0 | 0 | 0.0 | 0 | 0 |
| at CSU | 0/0 | 0 | 0 | 0.0 | 0 | 0 |

| 2019 | G/GS | Rec | Yds | Avg | TD | LG |
|---------|------|-----|-----|------|----|----|
| at WF | 0/0 | 0 | 0 | 0.0 | 0 | 0 |
| SB | 1/0 | 0 | 0 | 0.0 | 0 | 0 |
| at SDSU | 0/0 | 0 | 0 | 0.0 | 0 | 0 |
| CSU | 0/0 | 0 | 0 | 0.0 | 0 | 0 |
| at LSU | 1/0 | 0 | 0 | 0.0 | 0 | 0 |
| NEV | 1/0 | 0 | 0 | 0.0 | 0 | 0 |
| at AFA | 1/0 | 0 | 0 | 0.0 | 0 | 0 |
| BYU | 1/0 | 0 | 0 | 0.0 | 0 | 0 |
| at FS | 0/0 | 0 | 0 | 0.0 | 0 | 0 |
| WYO | 0/0 | 0 | 0 | 0.0 | 0 | 0 |
| at BSU | 1/0 | 1 | 17 | 17.0 | 0 | 17 |
| at UNM | 1/0 | 0 | 0 | 0.0 | 0 | 0 |
| vs. KSU | 0/0 | 0 | 0 | 0.0 | 0 | 0 |



81 - TIM PATRICK JR.

WR • 6-0 • 185 • SO-1L

San Diego, Calif.

(Morse HS)

CAREER STATS - RECEIVING

| Year | G/GS | Rec | Yds | Avg | TD | Long |
|--------------|------------|----------|----------|------------|----------|----------|
| 2018 | 2/0 | 0 | 0 | 0.0 | 0 | 0 |
| 2019 | 3/0 | 0 | 0 | 0.0 | 0 | 0 |
| 2020 | 1/0 | 0 | 0 | 0.0 | 0 | 0 |
| TOTAL | 6/0 | 0 | 0 | 0.0 | 0 | 0 |

GAME-BY-GAME RECEIVING

| 2020 | G/GS | Rec | Yds | Avg | TD | LG |
|--------|------|-----|-----|-----|----|----|
| at BSU | 1/0 | 0 | 0 | 0.0 | 0 | 0 |
| SDSU | 0/0 | 0 | 0 | 0.0 | 0 | 0 |
| at NEV | 0/0 | 0 | 0 | 0.0 | 0 | 0 |
| FS | 0/0 | 0 | 0 | 0.0 | 0 | 0 |
| at WYO | 0/0 | 0 | 0 | 0.0 | 0 | 0 |
| UNM | 0/0 | 0 | 0 | 0.0 | 0 | 0 |
| AFA | 0/0 | 0 | 0 | 0.0 | 0 | 0 |
| at CSU | 0/0 | 0 | 0 | 0.0 | 0 | 0 |

| 2019 | G/GS | Rec | Yds | Avg | TD | LG |
|---------|------|-----|-----|-----|----|----|
| at WF | 0/0 | 0 | 0 | 0.0 | 0 | 0 |
| SB | 1/0 | 0 | 0 | 0.0 | 0 | 0 |
| at SDSU | 0/0 | 0 | 0 | 0.0 | 0 | 0 |
| CSU | 1/0 | 0 | 0 | 0.0 | 0 | 0 |
| at LSU | 0/0 | 0 | 0 | 0.0 | 0 | 0 |
| NEV | 1/0 | 0 | 0 | 0.0 | 0 | 0 |
| at AFA | 0/0 | 0 | 0 | 0.0 | 0 | 0 |
| BYU | 0/0 | 0 | 0 | 0.0 | 0 | 0 |
| at FS | 0/0 | 0 | 0 | 0.0 | 0 | 0 |
| WYO | 0/0 | 0 | 0 | 0.0 | 0 | 0 |
| BSU | 0/0 | 0 | 0 | 0.0 | 0 | 0 |
| at UNM | 0/0 | 0 | 0 | 0.0 | 0 | 0 |
| vs. KSU | 0/0 | 0 | 0 | 0.0 | 0 | 0 |

| 2018 | G/GS | Rec | Yds | Avg | TD | LG |
|---------|------|-----|-----|-----|----|----|
| at MSU | 0/0 | 0 | 0 | 0.0 | 0 | 0 |
| NMSU | 0/0 | 0 | 0 | 0.0 | 0 | 0 |
| TTU | 1/0 | 0 | 0 | 0.0 | 0 | 0 |
| AFA | 0/0 | 0 | 0 | 0.0 | 0 | 0 |
| at BYU | 0/0 | 0 | 0 | 0.0 | 0 | 0 |
| UNLV | 1/0 | 0 | 0 | 0.0 | 0 | 0 |
| at WYO | 0/0 | 0 | 0 | 0.0 | 0 | 0 |
| UNM | 0/0 | 0 | 0 | 0.0 | 0 | 0 |
| at UH | 0/0 | 0 | 0 | 0.0 | 0 | 0 |
| SJSU | 0/0 | 0 | 0 | 0.0 | 0 | 0 |
| at CSU | 0/0 | 0 | 0 | 0.0 | 0 | 0 |
| at BSU | 0/0 | 0 | 0 | 0.0 | 0 | 0 |
| vs. UNT | 0/0 | 0 | 0 | 0.0 | 0 | 0 |



83 - JOEY ROULY

PK • 6-0 • 180 • FR-SR

Anaheim, Calif.

(Canyon HS)

CAREER STATS - KICKOFFS

| Year | GP | No. | Yds | Avg | TB |
|------|----|-----|-----|------|----|
| 2020 | 3 | 6 | 359 | 59.8 | 1 |

GAME-BY-GAME KICKOFFS

| 2020 | No | Yds | Avg | TB | OB |
|--------|----|-----|------|----|----|
| at BSU | 3 | 168 | 56.0 | 0 | 0 |
| SDSU | 1 | 65 | 65.0 | 1 | 0 |
| at NEV | 2 | 126 | 63.0 | 0 | 0 |
| FS | 0 | 0 | 0.0 | 0 | 0 |
| at WYO | 0 | 0 | 0.0 | 0 | 0 |
| UNM | 0 | 0 | 0.0 | 0 | 0 |
| AFA | 0 | 0 | 0.0 | 0 | 0 |
| at CSU | 0 | 0 | 0.0 | 0 | 0 |



84 - NELS HALTOM

PK • 5-10 • 215 • SR-TR

Salt Lake City, Utah

(Bountiful HS)

CAREER STATS - SCORING

| Year | PAT | FG | Total | AVG/G |
|------|-----|----|-------|-------|
| 2020 | 2 | 0 | 2 | 2.0 |

CAREER STATS - POINTS

Points: 1, two times

CAREER STATS - KICKOFFS

| Year | GP | No. | Yds | Avg | TB |
|------|----|-----|-----|-----|----|
| 2020 | 2 | 0 | 0 | 0.0 | 0 |

GAME-BY-GAME KICKOFFS

| 2020 | No | Yds | Avg | TB | OB |
|--------|----|-----|-----|----|----|
| at BSU | 0 | 0 | 0.0 | 0 | 0 |
| SDSU | 0 | 0 | 0.0 | 0 | 0 |
| at NEV | 0 | 0 | 0.0 | 0 | 0 |
| FS | 0 | 0 | 0.0 | 0 | 0 |
| at WYO | 0 | 0 | 0.0 | 0 | 0 |
| UNM | 0 | 0 | 0.0 | 0 | 0 |
| AFA | 0 | 0 | 0.0 | 0 | 0 |
| at CSU | 0 | 0 | 0.0 | 0 | 0 |



85 - MOSESE MANU

TE • 6-3 • 255 • SR-SQ

West Bountiful, Utah

(Bountiful HS)

(Mt. San Antonio College)

CAREER STATS - RECEIVING

| Year | G/GS | Rec | Yds | Avg | TD | Long |
|--------------|------------|----------|----------|------------|----------|----------|
| 2019 | 1/0 | 0 | 0 | 0.0 | 0 | 0 |
| 2020 | 2/1 | 0 | 0 | 0.0 | 0 | 0 |
| TOTAL | 3/1 | 0 | 0 | 0.0 | 0 | 0 |

GAME-BY-GAME RECEIVING

| 2020 | G/GS | Rec | Yds | Avg | TD | LG |
|--------|------|-----|-----|-----|----|----|
| at BSU | 1/0 | 0 | 0 | 0.0 | 0 | 0 |
| SDSU | 1/0 | 0 | 0 | 0.0 | 0 | 0 |
| at NEV | 0/0 | 0 | 0 | 0.0 | 0 | 0 |
| FS | 0/0 | 0 | 0 | 0.0 | 0 | 0 |
| at WYO | 0/0 | 0 | 0 | 0.0 | 0 | 0 |
| UNM | 0/0 | 0 | 0 | 0.0 | 0 | 0 |
| AFA | 0/0 | 0 | 0 | 0.0 | 0 | 0 |
| at CSU | 0/0 | 0 | 0 | 0.0 | 0 | 0 |

| 2019 | G/GS | Rec | Yds | Avg | TD | LG |
|---------|------|-----|-----|-----|----|----|
| at WF | 0/0 | 0 | 0 | 0.0 | 0 | 0 |
| SB | 1/0 | 0 | 0 | 0.0 | 0 | 0 |
| at SDSU | 0/0 | 0 | 0 | 0.0 | 0 | 0 |
| CSU | 0/0 | 0 | 0 | 0.0 | 0 | 0 |
| at LSU | 0/0 | 0 | 0 | 0.0 | 0 | 0 |
| NEV | 0/0 | 0 | 0 | 0.0 | 0 | 0 |
| at AFA | 0/0 | 0 | 0 | 0.0 | 0 | 0 |
| BYU | 0/0 | 0 | 0 | 0.0 | 0 | 0 |
| at FS | 0/0 | 0 | 0 | 0.0 | 0 | 0 |
| WYO | 0/0 | 0 | 0 | 0.0 | 0 | 0 |
| BSU | 0/0 | 0 | 0 | 0.0 | 0 | 0 |
| at UNM | 0/0 | 0 | 0 | 0.0 | 0 | 0 |
| vs. KSU | 0/0 | 0 | 0 | 0.0 | 0 | 0 |



86 - BRYCE MORTENSON

TE • 6-6 • 240 • SO-SQ

Smithfield, Utah

(Sky View HS)

CAREER STATS - RECEIVING

| Year | G/GS | Rec | Yds | Avg | TD | Long |
|------|------|-----|-----|-----|----|------|
| 2020 | 3/0 | 1 | 1 | 1.0 | 0 | 1 |



CAREER HIGHS - RECEIVING

Receptions: 1, at Boise State (10/24/20)
 Receiving Yards: 1, at Boise State (10/24/20)
 Long Catch: 1, at Boise State (10/24/20)

GAME-BY-GAME RECEIVING

| 2020 | G/GS | Rec | Yds | Avg | TD | LG |
|--------|------|-----|-----|-----|----|----|
| at BSU | 1/0 | 1 | 1 | 1.0 | 0 | 1 |
| SDSU | 1/0 | 0 | 0 | 0.0 | 0 | 0 |
| at NEV | 1/0 | 0 | 0 | 0.0 | 0 | 0 |
| FS | 0/0 | 0 | 0 | 0.0 | 0 | 0 |
| at WYO | 0/0 | 0 | 0 | 0.0 | 0 | 0 |
| UNM | 0/0 | 0 | 0 | 0.0 | 0 | 0 |
| AFA | 0/0 | 0 | 0 | 0.0 | 0 | 0 |
| at CSU | 0/0 | 0 | 0 | 0.0 | 0 | 0 |

**87 - BROC LANE**

TE • 6-5 • 230 • FR-HS
 Gilbert, Ariz.
 (Perry HS)

CAREER STATS - RECEIVING

| Year | G/GS | Rec | Yds | Avg | TD | Long |
|------|------|-----|-----|-----|----|------|
| 2020 | 3/0 | 2 | 9 | 4.5 | 0 | 5 |

CAREER HIGHS - RECEIVING

Receptions: 2, vs. San Diego State (10/31/20)
 Receiving Yards: 9, vs. San Diego State (10/31/20)
 Long Catch: 5, vs. San Diego State (10/31/20)

GAME-BY-GAME RECEIVING

| 2020 | G/GS | Rec | Yds | Avg | TD | LG |
|--------|------|-----|-----|-----|----|----|
| at BSU | 1/0 | 0 | 0 | 0.0 | 0 | 0 |
| SDSU | 1/0 | 2 | 9 | 4.5 | 0 | 5 |
| at NEV | 1/0 | 0 | 0 | 0.0 | 0 | 0 |
| FS | 0/0 | 0 | 0 | 0.0 | 0 | 0 |
| at WYO | 0/0 | 0 | 0 | 0.0 | 0 | 0 |
| UNM | 0/0 | 0 | 0 | 0.0 | 0 | 0 |
| AFA | 0/0 | 0 | 0 | 0.0 | 0 | 0 |
| at CSU | 0/0 | 0 | 0 | 0.0 | 0 | 0 |

**88 - CARSON TERRELL**

TE • 6-5 • 240 • SR-3L
 Lehi, Utah
 (Lehi HS)

CAREER STATS - RECEIVING

| Year | G/GS | Rec | Yds | Avg | TD | Long |
|--------------|--------------|-----------|------------|-------------|----------|-----------|
| 2017 | 12/0 | 10 | 107 | 10.7 | 0 | 22 |
| 2018 | 13/3 | 10 | 150 | 15.0 | 1 | 40 |
| 2019 | 12/10 | 13 | 84 | 6.5 | 0 | 12 |
| 2020 | 1/0 | 1 | 10 | 10.0 | 0 | 10 |
| TOTAL | 38/13 | 34 | 351 | 10.3 | 1 | 40 |

CAREER HIGHS - RECEIVING

Receptions: 4, at San Diego State (9/21/19)
 Receiving Yards: 42, at BYU (10/5/18)
 Receiving TDs: 1, vs. New Mexico (10/27/18)
 Long Catch: 40, at BYU (10/5/18)

GAME-BY-GAME RECEIVING

| 2020 | G/GS | Rec | Yds | Avg | TD | LG |
|--------|------|-----|-----|------|----|----|
| at BSU | 0/0 | 0 | 0 | 0.0 | 0 | 0 |
| SDSU | 0/0 | 0 | 0 | 0.0 | 0 | 0 |
| at NEV | 1/0 | 1 | 10 | 10.0 | 0 | 10 |
| FS | 0/0 | 0 | 0 | 0.0 | 0 | 0 |
| at WYO | 0/0 | 0 | 0 | 0.0 | 0 | 0 |
| UNM | 0/0 | 0 | 0 | 0.0 | 0 | 0 |
| AFA | 0/0 | 0 | 0 | 0.0 | 0 | 0 |
| at CSU | 0/0 | 0 | 0 | 0.0 | 0 | 0 |

| 2019 | G/GS | Rec | Yds | Avg | TD | LG |
|---------|------|-----|-----|------|----|----|
| at WF | 1/1 | 3 | 17 | 5.7 | 0 | 10 |
| SB | 1/1 | 1 | 6 | 6.0 | 0 | 6 |
| at SDSU | 1/1 | 4 | 33 | 8.3 | 0 | 12 |
| CSU | 1/1 | 1 | 5 | 5.0 | 0 | 5 |
| at LSU | 1/1 | 1 | 10 | 10.0 | 0 | 10 |

| | | | | | | |
|---------|-----|---|----|-----|---|---|
| NEV | 1/1 | 0 | 0 | 0.0 | 0 | 0 |
| at AFA | 1/1 | 0 | 0 | 0.0 | 0 | 0 |
| BYU | 1/0 | 1 | 3 | 3.0 | 0 | 3 |
| at FS | 1/1 | 0 | 0 | 0.0 | 0 | 0 |
| WYO | 1/0 | 0 | 0 | 0.0 | 0 | 0 |
| at BSU | 0/0 | 0 | 0 | 0.0 | 0 | 0 |
| at UNM | 1/1 | 0 | 0 | 0.0 | 0 | 0 |
| vs. KSU | 1/1 | 2 | 12 | 6.0 | 0 | 9 |

| 2018 | G/GS | Rec | Yds | Avg | TD | LG |
|---------|------|-----|-----|------|----|----|
| at MSU | 1/0 | 1 | 9 | 9.0 | 0 | 9 |
| NMSU | 1/0 | 0 | 0 | 0.0 | 0 | 0 |
| TTU | 1/0 | 3 | 37 | 12.3 | 0 | 24 |
| AFA | 1/0 | 1 | 14 | 14.0 | 0 | 14 |
| at BYU | 1/0 | 2 | 42 | 21.0 | 0 | 40 |
| UNLV | 1/1 | 1 | 12 | 12.0 | 0 | 12 |
| at WYO | 1/1 | 1 | 7 | 7.0 | 0 | 7 |
| UNM | 1/1 | 1 | 29 | 29.0 | 1 | 29 |
| at UH | 1/0 | 0 | 0 | 0.0 | 0 | 0 |
| SJSU | 1/0 | 0 | 0 | 0.0 | 0 | 0 |
| at CSU | 1/0 | 0 | 0 | 0.0 | 0 | 0 |
| at BSU | 1/0 | 0 | 0 | 0.0 | 0 | 0 |
| vs. UNT | 1/0 | 0 | 0 | 0.0 | 0 | 0 |

| 2017 | G/GS | Rec | Yds | Avg | TD | LG |
|----------|------|-----|-----|------|----|----|
| at WIS | 1/0 | 2 | 18 | 9.0 | 0 | 13 |
| ISU | 1/0 | 1 | 19 | 19.0 | 0 | 19 |
| at WF | 1/0 | 1 | 6 | 6.0 | 0 | 6 |
| at SJSU | 1/0 | 1 | 18 | 18.0 | 0 | 18 |
| BYU | 1/0 | 0 | 0 | 0.0 | 0 | 0 |
| CSU | 1/0 | 1 | 16 | 16.0 | 0 | 16 |
| WYO | 1/0 | 2 | 25 | 12.5 | 0 | 22 |
| at UNLV | 1/0 | 1 | 3 | 3.0 | 0 | 3 |
| BSU | 0/0 | 0 | 0 | 0.0 | 0 | 0 |
| at UNM | 1/0 | 0 | 0 | 0.0 | 0 | 0 |
| UH | 1/0 | 1 | 2 | 2.0 | 0 | 2 |
| at AFA | 1/0 | 0 | 0 | 0.0 | 0 | 0 |
| vs. NMSU | 1/0 | 0 | 0 | 0.0 | 0 | 0 |

**90 - RITISONI FATA**

DL • 6-1 • 285 • SR-3L
 Redlands, Calif.
 (East Valley HS)

CAREER STATS - DEFENSE

| Year | G/GS | UA-AT-TT | TFL | Sack | INT | PB | FF | FR |
|--------------|-------------|-----------------|--------------|--------------|------------|----------|----------|----------|
| 2017 | 8/2 | 1-10-11 | 1.5-3 | 0.0-0 | 0-0 | 0 | 0 | 0 |
| 2018 | 9/0 | 4-7-11 | 2.0-3 | 0.0-0 | 0-0 | 0 | 0 | 0 |
| 2019 | 9/0 | 4-7-11 | 0.5-1 | 0.0-0 | 0-0 | 0 | 0 | 0 |
| 2020 | 2/2 | 5-1-6 | 0.0-0 | 0.0-0 | 0-0 | 0 | 0 | 0 |
| TOTAL | 28/4 | 14-25-39 | 4.0-7 | 0.0-0 | 0-0 | 0 | 0 | 0 |

CAREER HIGHS - DEFENSE

Tackles: 4, two times
 TFL: 1.5, vs. New Mexico (10/27/18)

GAME-BY-GAME DEFENSE

| 2020 | G/GS | U-A-T | TFL | Sack | INT | PB | QH | F/R |
|--------|------|-------|-------|-------|-----|----|----|-----|
| at BSU | 1/1 | 3-0-3 | 0.0-0 | 0.0-0 | 0 | 0 | 0 | 0/0 |
| SDSU | 1/1 | 2-1-3 | 0.0-0 | 0.0-0 | 0 | 0 | 0 | 0/0 |
| at NEV | 0/0 | 0-0-0 | 0.0-0 | 0.0-0 | 0 | 0 | 0 | 0/0 |
| FS | 0/0 | 0-0-0 | 0.0-0 | 0.0-0 | 0 | 0 | 0 | 0/0 |
| at WYO | 0/0 | 0-0-0 | 0.0-0 | 0.0-0 | 0 | 0 | 0 | 0/0 |
| UNM | 0/0 | 0-0-0 | 0.0-0 | 0.0-0 | 0 | 0 | 0 | 0/0 |
| AFA | 0/0 | 0-0-0 | 0.0-0 | 0.0-0 | 0 | 0 | 0 | 0/0 |
| at CSU | 0/0 | 0-0-0 | 0.0-0 | 0.0-0 | 0 | 0 | 0 | 0/0 |

| 2019 | G/GS | U-A-T | TFL | Sack | INT | PB | QH | F/R |
|---------|------|-------|-------|-------|-----|----|----|-----|
| at WF | 1/0 | 0-2-2 | 0.0-0 | 0.0-0 | 0 | 0 | 0 | 0/0 |
| SB | 1/0 | 1-0-1 | 0.0-0 | 0.0-0 | 0 | 0 | 0 | 0/0 |
| at SDSU | 1/0 | 1-0-1 | 0.0-0 | 0.0-0 | 0 | 0 | 0 | 0/0 |
| CSU | 0/0 | 0-0-0 | 0.0-0 | 0.0-0 | 0 | 0 | 0 | 0/0 |
| at LSU | 0/0 | 0-0-0 | 0.0-0 | 0.0-0 | 0 | 0 | 0 | 0/0 |
| NEV | 1/0 | 0-1-1 | 0.0-0 | 0.0-0 | 0 | 0 | 0 | 0/0 |
| at AFA | 1/0 | 0-1-1 | 0.0-0 | 0.0-0 | 0 | 0 | 0 | 0/0 |
| BYU | 1/0 | 0-1-1 | 0.0-0 | 0.0-0 | 0 | 0 | 0 | 0/0 |

| | | | | | | | | |
|---------|-----|-------|-------|-------|---|---|---|-----|
| at FS | 0/0 | 0-0-0 | 0.0-0 | 0.0-0 | 0 | 0 | 0 | 0/0 |
| WYO | 0/0 | 0-0-0 | 0.0-0 | 0.0-0 | 0 | 0 | 0 | 0/0 |
| BSU | 1/0 | 0-0-0 | 0.0-0 | 0.0-0 | 0 | 0 | 0 | 0/0 |
| at UNM | 1/0 | 2-0-2 | 0.0-0 | 0.0-0 | 0 | 0 | 0 | 0/0 |
| vs. KSU | 1/0 | 0-2-2 | 0.5-1 | 0.0-0 | 0 | 0 | 0 | 0/0 |

| 2018 | G/GS | U-A-T | TFL | Sack | INT | PB | QH | F/R |
|---------|------|-------|-------|-------|-----|----|----|-----|
| at MSU | 0/0 | 0-0-0 | 0.0-0 | 0.0-0 | 0 | 0 | 0 | 0/0 |
| NMSU | 0/0 | 0-0-0 | 0.0-0 | 0.0-0 | 0 | 0 | 0 | 0/0 |
| TTU | 1/0 | 1-1-2 | 0.5-1 | 0.0-0 | 0 | 0 | 0 | 0/0 |
| AFA | 1/0 | 0-1-1 | 0.0-0 | 0.0-0 | 0 | 0 | 0 | 0/0 |
| at BYU | 1/0 | 0-0-0 | 0.0-0 | 0.0-0 | 0 | 0 | 0 | 0/0 |
| UNLV | 1/0 | 1-0-1 | 0.0-0 | 0.0-0 | 0 | 0 | 0 | 0/0 |
| at WYO | 1/0 | 0-0-0 | 0.0-0 | 0.0-0 | 0 | 0 | 0 | 0/0 |
| UNM | 1/0 | 2-1-3 | 1.5-2 | 0.0-0 | 0 | 0 | 0 | 0/0 |
| at UH | 1/0 | 0-0-0 | 0.0-0 | 0.0-0 | 0 | 0 | 0 | 0/0 |
| SJSU | 0/0 | 0-0-0 | 0.0-0 | 0.0-0 | 0 | 0 | 0 | 0/0 |
| at CSU | 0/0 | 0-0-0 | 0.0-0 | 0.0-0 | 0 | 0 | 0 | 0/0 |
| at BSU | 1/0 | 0-4-4 | 0.0-0 | 0.0-0 | 0 | 0 | 0 | 0/0 |
| vs. UNT | 1/0 | 0-0-0 | 0.0-0 | 0.0-0 | 0 | 0 | 0 | 0/0 |

| 2017 | G/GS | U-A-T | TFL | Sack | INT | PB | QH | F/R |
|----------|------|-------|-------|-------|-----|----|----|-----|
| at WIS | 1/1 | 0-0-0 | 0.0-0 | 0.0-0 | 0 | 0 | 0 | 0/0 |
| ISU | 1/0 | 0-3-3 | 0.0-0 | 0.0-0 | 0 | 0 | 0 | 0/0 |
| at WF | 1/0 | 0-0-0 | 0.0-0 | 0.0-0 | 0 | 0 | 0 | 0/0 |
| at SJSU | 1/0 | 1-1-2 | 1.0-2 | 0.0-0 | 0 | 0 | 0 | 0/0 |
| BYU | 1/1 | 0-2-2 | 0.0-0 | 0.0-0 | 0 | 0 | 0 | 0/0 |
| CSU | 0/0 | 0-0-0 | 0.0-0 | 0.0-0 | 0 | 0 | 0 | 0/0 |
| WYO | 0/0 | 0-0-0 | 0.0-0 | 0.0-0 | 0 | 0 | 0 | 0/0 |
| at UNLV | 0/0 | 0-0-0 | 0.0-0 | 0.0-0 | 0 | 0 | 0 | 0/0 |
| BSU | 1/0 | 0-0-0 | 0.0-0 | 0.0-0 | 0 | 0 | 0 | 0/0 |
| at UNM | 1/0 | 0-0-0 | 0.0-0 | 0.0-0 | 0 | 0 | 0 | 0/0 |
| UH | 1/0 | 0-4-4 | 0.5-1 | 0.0-0 | 0 | 0 | 0 | 0/0 |
| at AFA | 0/0 | 0-0-0 | 0.0-0 | 0.0-0 | 0 | 0 | 0 | 0/0 |
| vs. NMSU | 0/0 | 0-0-0 | 0.0-0 | 0.0-0 | 0 | 0 | 0 | 0/0 |

**91 - JAMES HANSEN**

DL • 6-4 • 280 • SO-JC
 Fontana, Calif.
 (Kaiser HS)
 (Riverside CC)

CAREER STATS - DEFENSE

| Year | G/GS | UA-AT-TT | TFL | Sack | INT | PB | FF | FR |
|------|------|----------|-------|-------|-----|----|----|----|
| 2016 | 2/0 | 0-1-1 | 0.0-0 | 0.0-0 | 0-0 | 0 | 0 | 0 |

CAREER HIGHS - DEFENSE

Tackles: 1, at Nevada (11/5/20)

GAME-BY-GAME DEFENSE

| 2020 | G/GS | U-A-T | TFL | Sack | INT | PB | QH | F/R |
|--------|------|-------|-------|-------|-----|----|----|-----|
| at BSU | 0/0 | 0-0-0 | 0.0-0 | 0.0-0 | 0 | 0 | 0 | 0/0 |
| SDSU | 1/0 | 0-0-0 | 0.0-0 | 0.0-0 | 0 | 0 | 0 | 0/0 |
| at NEV | 1/0 | 0-1-1 | 0.0-0 | 0.0-0 | 0 | 0 | 0 | 0/0 |
| FS | 0/0 | 0-0-0 | 0.0-0 | 0.0-0 | 0 | 0 | 0 | 0/0 |
| at WYO | 0/0 | 0-0-0 | 0.0-0 | 0.0-0 | 0 | 0 | 0 | 0/0 |
| UNM | 0/0 | 0-0-0 | 0.0-0 | 0.0-0 | 0 | 0 | 0 | 0/0 |
| AFA | 0/0 | 0-0-0 | 0.0-0 | 0.0-0 | 0 | 0 | 0 | 0/0 |
| at CSU | 0/0 | 0-0-0 | 0.0-0 | 0.0-0 | 0 | 0 | 0 | 0/0 |

**92 - HALE MOTU'APUAKA**

DL • 6-2 • 275 • SO-1L
 Honolulu, Hawai'i
 (Punahou HS)

CAREER STATS - DEFENSE

| Year | G/GS | UA-AT-TT | TFL | Sack | INT | PB | FF | FR |
|-------|------|----------|-------|-------|-----|----|----|----|
| 2018 | 2/0 | 0-0-0 | 0.0-0 | 0.0-0 | 0-0 | 0 | 0 | 0 |
| 2019 | 12/0 | 5-8-13 | 0.5-0 | 0.0-0 | 0-0 | 0 | 0 | 0 |
| 2020 | 3/1 | 2-2-4 | 0.0-0 | 0.0-0 | 0-0 | 0 | 0 | 0 |
| TOTAL | 17/1 | 7-10-17 | 0.5-0 | 0.0-0 | 0-0 | 0 | 0 | 0 |



2020 UTAH STATE PLAYER STATS

GAME-BY-GAME DEFENSE

| 2020 | G/GS | U-A-T | TFL | Sack | INT | PB | QH | F/R |
|--------|------|-------|-------|-------|-----|----|----|-----|
| at BSU | 1/0 | 1-0-1 | 0.0-0 | 0.0-0 | 0 | 0 | 0 | 0/0 |
| SDSU | 1/0 | 1-2-3 | 0.0-0 | 0.0-0 | 0 | 0 | 0 | 0/0 |
| at NEV | 1/0 | 0-0-0 | 0.0-0 | 0.0-0 | 0 | 0 | 0 | 0/0 |
| FS | 0/0 | 0-0-0 | 0.0-0 | 0.0-0 | 0 | 0 | 0 | 0/0 |
| at WYO | 0/0 | 0-0-0 | 0.0-0 | 0.0-0 | 0 | 0 | 0 | 0/0 |
| UNM | 0/0 | 0-0-0 | 0.0-0 | 0.0-0 | 0 | 0 | 0 | 0/0 |
| AFA | 0/0 | 0-0-0 | 0.0-0 | 0.0-0 | 0 | 0 | 0 | 0/0 |
| at CSU | 0/0 | 0-0-0 | 0.0-0 | 0.0-0 | 0 | 0 | 0 | 0/0 |

| 2019 | G/GS | U-A-T | TFL | Sack | INT | PB | QH | F/R |
|---------|------|-------|-------|-------|-----|----|----|-----|
| at WF | 1/0 | 1-1-2 | 0.0-0 | 0.0-0 | 0 | 0 | 0 | 0/0 |
| SB | 1/0 | 1-2-3 | 0.0-0 | 0.0-0 | 0 | 0 | 0 | 0/0 |
| at SDSU | 1/0 | 0-0-0 | 0.0-0 | 0.0-0 | 0 | 0 | 0 | 0/0 |
| CSU | 1/0 | 0-1-1 | 0.0-0 | 0.0-0 | 0 | 0 | 0 | 0/0 |
| at LSU | 0/0 | 0-0-0 | 0.0-0 | 0.0-0 | 0 | 0 | 0 | 0/0 |
| NEV | 1/0 | 0-0-0 | 0.0-0 | 0.0-0 | 0 | 0 | 0 | 0/0 |
| at AFA | 1/0 | 1-0-1 | 0.0-0 | 0.0-0 | 0 | 0 | 0 | 0/0 |
| BYU | 1/0 | 0-1-1 | 0.5-0 | 0.0-0 | 0 | 0 | 1 | 0/0 |
| at FS | 1/0 | 0-0-0 | 0.0-0 | 0.0-0 | 0 | 0 | 0 | 0/0 |
| WYO | 1/0 | 1-0-1 | 0.0-0 | 0.0-0 | 0 | 0 | 0 | 0/0 |
| BSU | 1/0 | 0-3-3 | 0.0-0 | 0.0-0 | 0 | 0 | 0 | 0/0 |
| at UNM | 1/0 | 0-0-0 | 0.0-0 | 0.0-0 | 0 | 0 | 0 | 0/0 |
| vs. KSU | 1/0 | 1-0-1 | 0.0-0 | 0.0-0 | 0 | 0 | 0 | 0/0 |

| 2018 | G/GS | U-A-T | TFL | Sack | INT | PB | QH | F/R |
|---------|------|-------|-------|-------|-----|----|----|-----|
| at MSU | 0/0 | 0-0-0 | 0.0-0 | 0.0-0 | 0 | 0 | 0 | 0/0 |
| NMSU | 0/0 | 0-0-0 | 0.0-0 | 0.0-0 | 0 | 0 | 0 | 0/0 |
| TTU | 0/0 | 0-0-0 | 0.0-0 | 0.0-0 | 0 | 0 | 0 | 0/0 |
| AFA | 0/0 | 0-0-0 | 0.0-0 | 0.0-0 | 0 | 0 | 0 | 0/0 |
| at BYU | 0/0 | 0-0-0 | 0.0-0 | 0.0-0 | 0 | 0 | 0 | 0/0 |
| UNLV | 0/0 | 0-0-0 | 0.0-0 | 0.0-0 | 0 | 0 | 0 | 0/0 |
| at WYO | 0/0 | 0-0-0 | 0.0-0 | 0.0-0 | 0 | 0 | 0 | 0/0 |
| UNM | 0/0 | 0-0-0 | 0.0-0 | 0.0-0 | 0 | 0 | 0 | 0/0 |
| at UH | 1/0 | 0-0-0 | 0.0-0 | 0.0-0 | 0 | 0 | 0 | 0/0 |
| SJSU | 1/0 | 0-0-0 | 0.0-0 | 0.0-0 | 0 | 0 | 0 | 0/0 |
| at CSU | 0/0 | 0-0-0 | 0.0-0 | 0.0-0 | 0 | 0 | 0 | 0/0 |
| at BSU | 0/0 | 0-0-0 | 0.0-0 | 0.0-0 | 0 | 0 | 0 | 0/0 |
| vs. UNT | 0/0 | 0-0-0 | 0.0-0 | 0.0-0 | 0 | 0 | 0 | 0/0 |



95 - MARCUS MOORE

DL • 6-3 • 280 • SR-TR

Pasadena, Calif.

(Crespi HS)

(UCLA)

CAREER STATS - DEFENSE

| Year | G/GS | U-A-T | TFL | Sack | INT | PB | FF | FR |
|--------------|-------------|-----------------|---------------|---------------|------------|----------|----------|----------|
| 2016 | 0/0 | 0-0-0 | 0.0-0 | 0.0-0 | 0-0 | 0 | 0 | 0 |
| 2017 | 13/3 | 13-7-20 | 5.5-20 | 1.0-6 | 0-0 | 1 | 1 | 0 |
| 2018 | 4/0 | 2-1-3 | 0.0-0 | 0.0-0 | 0-0 | 0 | 0 | 0 |
| 2020 | 3/2 | 10-3-13 | 1.5-10 | 1.0-9 | 0-0 | 0 | 0 | 0 |
| TOTAL | 20/5 | 25-11-36 | 7.0-30 | 2.0-15 | 0-0 | 1 | 1 | 0 |

CAREER HIGHS - DEFENSE

Tackles: 7, at Boise State (10/24/20)

TFL: 2.5, at Washington (10/28/17)

Sacks: 1.0, two times

PBU: 1, vs. Arizona State (11/11/17)

FF: 1, at Washington (10/28/17)

QBH: 1, vs. San Diego State (10/31/20)

GAME-BY-GAME DEFENSE

| 2020 | G/GS | U-A-T | TFL | Sack | INT | PB | QH | F/R |
|--------|------|-------|-------|-------|-----|----|----|-----|
| at BSU | 1/1 | 6-1-7 | 0.0-0 | 0.0-0 | 0 | 0 | 0 | 0/0 |
| SDSU | 1/1 | 3-2-5 | 0.5-1 | 0.0-0 | 0 | 0 | 1 | 0/0 |
| at NEV | 1/0 | 1-0-1 | 1.0-9 | 1.0-9 | 0 | 0 | 0 | 0/0 |
| FS | 0/0 | 0-0-0 | 0.0-0 | 0.0-0 | 0 | 0 | 0 | 0/0 |
| at WYO | 0/0 | 0-0-0 | 0.0-0 | 0.0-0 | 0 | 0 | 0 | 0/0 |
| UNM | 0/0 | 0-0-0 | 0.0-0 | 0.0-0 | 0 | 0 | 0 | 0/0 |
| AFA | 0/0 | 0-0-0 | 0.0-0 | 0.0-0 | 0 | 0 | 0 | 0/0 |
| at CSU | 0/0 | 0-0-0 | 0.0-0 | 0.0-0 | 0 | 0 | 0 | 0/0 |



96 - POUKESI VAKAUTA

DL • 6-31 • 280 • FR-HS

Euleless, Texas

(Trinity HS)

CAREER STATS - DEFENSE

| Year | G/GS | U-A-T | TFL | Sack | INT | PB | FF | FR |
|------|------|-------|-------|-------|-----|----|----|----|
| 2020 | 1/0 | 0-1-1 | 0.5-0 | 0.0-0 | 0-0 | 0 | 0 | 0 |

CAREER HIGHS - DEFENSE

Tackles: 1, at Nevada (11/5/20)

TFL: 0.5, at Nevada (11/5/20)

GAME-BY-GAME DEFENSE

| 2020 | G/GS | U-A-T | TFL | Sack | INT | PB | QH | F/R |
|--------|------|-------|-------|-------|-----|----|----|-----|
| at BSU | 0/0 | 0-0-0 | 0.0-0 | 0.0-0 | 0 | 0 | 0 | 0/0 |
| SDSU | 0/0 | 0-0-0 | 0.0-0 | 0.0-0 | 0 | 0 | 0 | 0/0 |
| at NEV | 1/0 | 0-1-1 | 1.5-0 | 0.0-0 | 0 | 0 | 0 | 0/0 |
| FS | 0/0 | 0-0-0 | 0.0-0 | 0.0-0 | 0 | 0 | 0 | 0/0 |
| at WYO | 0/0 | 0-0-0 | 0.0-0 | 0.0-0 | 0 | 0 | 0 | 0/0 |
| UNM | 0/0 | 0-0-0 | 0.0-0 | 0.0-0 | 0 | 0 | 0 | 0/0 |
| AFA | 0/0 | 0-0-0 | 0.0-0 | 0.0-0 | 0 | 0 | 0 | 0/0 |
| at CSU | 0/0 | 0-0-0 | 0.0-0 | 0.0-0 | 0 | 0 | 0 | 0/0 |



97 - JAKE PITCHER

DL • 6-3 • 250 • SR-1L

Smithfield, Utah

(Sky View HS)

CAREER STATS - DEFENSE

| Year | G/GS | U-A-T | TFL | Sack | INT | PB | FF | FR |
|--------------|-------------|--------------|--------------|--------------|------------|----------|----------|----------|
| 2017 | 1/0 | 0-1-1 | 0.0-0 | 0.0-0 | 0-0 | 0 | 0 | 0 |
| 2018 | 4/0 | 0-0-0 | 0.0-0 | 0.0-0 | 0-0 | 0 | 0 | 0 |
| 2019 | 7/0 | 1-2-3 | 0.0-0 | 0.0-0 | 0-0 | 1 | 0 | 0 |
| 2020 | 3/0 | 1-1-2 | 0.0-0 | 0.0-0 | 0-0 | 0 | 0 | 0 |
| TOTAL | 15/0 | 2-4-6 | 0.0-0 | 0.0-0 | 0-0 | 1 | 0 | 0 |

CAREER HIGHS - DEFENSE

Tackles: 2, vs. Stony Brook (9/7/19)

PBU: 1, vs. Boise State (11/23/19)

GAME-BY-GAME DEFENSE

| 2020 | G/GS | U-A-T | TFL | Sack | INT | PB | QH | F/R |
|--------|------|-------|-------|-------|-----|----|----|-----|
| at BSU | 1/0 | 0-0-0 | 0.0-0 | 0.0-0 | 0 | 0 | 0 | 0/0 |
| SDSU | 1/0 | 1-0-1 | 0.0-0 | 0.0-0 | 0 | 0 | 0 | 0/0 |
| at NEV | 1/0 | 0-1-1 | 0.0-0 | 0.0-0 | 0 | 0 | 0 | 0/0 |
| FS | 0/0 | 0-0-0 | 0.0-0 | 0.0-0 | 0 | 0 | 0 | 0/0 |
| at WYO | 0/0 | 0-0-0 | 0.0-0 | 0.0-0 | 0 | 0 | 0 | 0/0 |
| UNM | 0/0 | 0-0-0 | 0.0-0 | 0.0-0 | 0 | 0 | 0 | 0/0 |
| AFA | 0/0 | 0-0-0 | 0.0-0 | 0.0-0 | 0 | 0 | 0 | 0/0 |
| at CSU | 0/0 | 0-0-0 | 0.0-0 | 0.0-0 | 0 | 0 | 0 | 0/0 |

| 2019 | G/GS | U-A-T | TFL | Sack | INT | PB | QH | F/R |
|---------|------|-------|-------|-------|-----|----|----|-----|
| at WF | 0/0 | 0-0-0 | 0.0-0 | 0.0-0 | 0 | 0 | 0 | 0/0 |
| SB | 1/0 | 1-1-2 | 0.0-0 | 0.0-0 | 0 | 0 | 0 | 0/0 |
| at SDSU | 0/0 | 0-0-0 | 0.0-0 | 0.0-0 | 0 | 0 | 0 | 0/0 |
| CSU | 0/0 | 0-0-0 | 0.0-0 | 0.0-0 | 0 | 0 | 0 | 0/0 |
| at LSU | 1/0 | 0-0-0 | 0.0-0 | 0.0-0 | 0 | 0 | 0 | 0/0 |
| NEV | 1/0 | 0-0-0 | 0.0-0 | 0.0-0 | 0 | 0 | 0 | 0/0 |
| at AFA | 1/0 | 0-0-0 | 0.0-0 | 0.0-0 | 0 | 0 | 0 | 0/0 |
| BYU | 0/0 | 0-0-0 | 0.0-0 | 0.0-0 | 0 | 0 | 0 | 0/0 |
| at FS | 1/0 | 0-0-0 | 0.0-0 | 0.0-0 | 0 | 0 | 0 | 0/0 |
| WYO | 0/0 | 0-0-0 | 0.0-0 | 0.0-0 | 0 | 0 | 0 | 0/0 |
| BSU | 1/0 | 0-1-1 | 0.0-0 | 0.0-0 | 0 | 1 | 0 | 0/0 |
| at UNM | 1/0 | 0-0-0 | 0.0-0 | 0.0-0 | 0 | 0 | 0 | 0/0 |
| vs. KSU | 0/0 | 0-0-0 | 0.0-0 | 0.0-0 | 0 | 0 | 0 | 0/0 |

| 2018 | G/GS | U-A-T | TFL | Sack | INT | PB | QH | F/R |
|--------|------|-------|-------|-------|-----|----|----|-----|
| at MSU | 0/0 | 0-0-0 | 0.0-0 | 0.0-0 | 0 | 0 | 0 | 0/0 |
| NMSU | 1/0 | 0-0-0 | 0.0-0 | 0.0-0 | 0 | 0 | 0 | 0/0 |
| TTU | 1/0 | 0-0-0 | 0.0-0 | 0.0-0 | 0 | 0 | 0 | 0/0 |
| AFA | 0/0 | 0-0-0 | 0.0-0 | 0.0-0 | 0 | 0 | 0 | 0/0 |
| at BYU | 0/0 | 0-0-0 | 0.0-0 | 0.0-0 | 0 | 0 | 0 | 0/0 |
| UNLV | 0/0 | 0-0-0 | 0.0-0 | 0.0-0 | 0 | 0 | 0 | 0/0 |
| at WYO | 0/0 | 0-0-0 | 0.0-0 | 0.0-0 | 0 | 0 | 0 | 0/0 |
| UNM | 1/0 | 0-0-0 | 0.0-0 | 0.0-0 | 0 | 0 | 0 | 0/0 |

| | | | | | | | | |
|---------|-----|-------|-------|-------|---|---|---|-----|
| at UH | 0/0 | 0-0-0 | 0.0-0 | 0.0-0 | 0 | 0 | 0 | 0/0 |
| SJSU | 1/0 | 0-0-0 | 0.0-0 | 0.0-0 | 0 | 0 | 0 | 0/0 |
| at CSU | 0/0 | 0-0-0 | 0.0-0 | 0.0-0 | 0 | 0 | 0 | 0/0 |
| at BSU | 0/0 | 0-0-0 | 0.0-0 | 0.0-0 | 0 | 0 | 0 | 0/0 |
| vs. UNT | 0/0 | 0-0-0 | 0.0-0 | 0.0-0 | 0 | 0 | 0 | 0/0 |

| 2017 | G/GS | U-A-T | TFL | Sack | INT | PB | QH | F/R |
|----------|------|-------|-------|-------|-----|----|----|-----|
| at WIS | 0/0 | 0-0-0 | 0.0-0 | 0.0-0 | 0 | 0 | 0 | 0/0 |
| ISU | 1/0 | 0-1-1 | 0.0-0 | 0.0-0 | 0 | 0 | 0 | 0/0 |
| at WF | 0/0 | 0-0-0 | 0.0-0 | 0.0-0 | 0 | 0 | 0 | 0/0 |
| at SJSU | 0/0 | 0-0-0 | 0.0-0 | 0.0-0 | 0 | 0 | 0 | 0/0 |
| BYU | 0/0 | 0-0-0 | 0.0-0 | 0.0-0 | 0 | 0 | 0 | 0/0 |
| CSU | 0/0 | 0-0-0 | 0.0-0 | 0.0-0 | 0 | 0 | 0 | 0/0 |
| WYO | 0/0 | 0-0-0 | 0.0-0 | 0.0-0 | 0 | 0 | 0 | 0/0 |
| at UNLV | 0/0 | 0-0-0 | 0.0-0 | 0.0-0 | 0 | 0 | 0 | 0/0 |
| BSU | 0/0 | 0-0-0 | 0.0-0 | 0.0-0 | 0 | 0 | 0 | 0/0 |
| at UNM | 0/0 | 0-0-0 | 0.0-0 | 0.0-0 | 0 | 0 | 0 | 0/0 |
| UH | 0/0 | 0-0-0 | 0.0-0 | 0.0-0 | 0 | 0 | 0 | 0/0 |
| at AFA | 0/0 | 0-0-0 | 0.0-0 | 0.0-0 | 0 | 0 | 0 | 0/0 |
| vs. NMSU | 0/0 | 0-0-0 | 0.0-0 | 0.0-0 | 0 | 0 | 0 | 0/0 |



98 - AJ VONGPHACHANH

ILB • 6-3 • 230 • SO-1L

Pasco, Wash.

(Chiawana HS)

CAREER STATS - DEFENSE

| Year | G/GS | U-A-T | TFL | Sack | INT | PB | FF | FR |
|--------------|------------|-----------------|--------------|--------------|------------|----------|----------|----------|
| 2019 | 7/1 | 7-10-17 | 0.0-0 | 0.0-0 | 0-0 | 0 | 0 | 0 |
| 2020 | 2/1 | 4-3-7 | 1.0-7 | 1.0-7 | 0-0 | 0 | 0 | 0 |
| TOTAL | 9/2 | 11-13-24 | 1.0-7 | 0.0-0 | 0-0 | 0 | 0 | 0 |

CAREER HIGHS - DEFENSE

Tackles: 5, four times

TFLs: 1.0, at Boise State (10/24/20)

Sacks: 1.0, at Boise State (10/24/20)

/// GAME 2 RECAP vs. SAN DIEGO STATE ///



OCTOBER 31, 2020

MERLIN OLSEN FIELD AT MAVERIK STADIUM

SCORING SUMMARY

| | 1 | 2 | 3 | 4 | FINAL |
|-----------------|---|---|----|----|-------|
| San Diego State | 7 | 3 | 14 | 14 | 38 |
| Utah State | 0 | 7 | 0 | 0 | 7 |

First Quarter

SDSU - Smith 15 yd pass from Baker (Araiza kick, 3:44)

Second Quarter

SDSU - Araiza 28 yd FG (1:10)

USU - Thompkins 37 yd pass from Shelley (Haltom kick, 0:00)

Third Quarter

SDSU - G. Bell 6 yd run (Araiza kick, 9:56)

SDSU - C. Bell 27 yd run (Araiza kick, 5:33)

Fourth Quarter

SDSU - G. Bell 29 yd pass from Baker (Araiza kick, 13:11)

SDSU - Byrd 73 yd run (Araiza kick, 5:14)

Attendance: 5,116

TEAM STATISTICS

| | SDSU | USU |
|---------------------------------|-----------|-------------|
| First Downs | 30 | 11 |
| Rushing | 407 | 102 |
| Passing | 163 | 112 |
| Total Offense | 570 | 215 |
| Fumbles: Number-Lost | 0-0 | 2-1 |
| Penalties: Number-Yards | 6-50 | 3-32 |
| Punts-Yards/Avg. | 1-58/58.0 | 7-285/40.7 |
| Punt returns: No-Yds-TD/Avg. | 2-7-0/3.5 | 0-0-0/0.0 |
| Kickoff Returns: No-Yds-TD/Avg. | 0-0-0/0.0 | 3-65-0/21.7 |
| Interceptions: No-Yds-TD | 2-25-0 | 0-0-0 |
| Fumble Returns: No-Yds-TD | 0-0-0 | 0-0-0 |
| Possession Time | 37:10 | 21:31 |
| Third-Down Conversions | 7-of-14 | 6-of-16 |

INDIVIDUAL RUSHING

SDSU: G. Bell, 22-157, TD; C. Bell, 10-98, TD; Byrd, 1-73, TD; Jasmin, 5-26; Baker, 6-26; Williams, 6-23; Lotulelei, 1-6.

USU: Henry-Cole, 11-27; Shelley, 5-22; Gentry, 1-19; Peasley, 1-19; Noa, 7-16.

INDIVIDUAL PASSING (C-A-I, Yds, TD)

SDSU: Baker, 18-27-0, 173, 2.

USU: Shelley, 13-21-1, 88, 1; Peasley, 5-9-1, 24, 0.

INDIVIDUAL RECEIVING

SDSU: Smith, 6-24, TD; Matthews, 3-24; G. Bell, 2-29, TD; Bellinger, 2-20; Richardson, 2-10; Busbee, 1-9; Sullivan, 1-9; Byrd, 1-(-2).

USU: Thompkins, 6-55, TD; McGriff, 4-27; Lane, 2-9; Scarver, 2-7; Wright, 1-9; Nathan, 1-5; Henry-Cole, 1-4; Gentry, 1-(-4).

USU Punt Returns: None.

USU KO Returns: Scarver, 1-27; Henry-Cole, 1-20; Thompkins, 1-18.

USU Interception Returns: None.

USU Fumble Returns: None.

USU Tackle Leaders: Bond, 12; Gilliam, 11.

UTAH STATE STARTERS

OFFENSE

LT Edwards
 LG Koch
 C Ali'ifua
 RG Shaw
 RT South
 WR McGriff
 WR Scarver
 WR Thompkins
 TE Manu
 RB Henry-Cole
 QB Shelley

DEFENSE

DL Te'i
 DL Fata
 DL Moore
 LB Heninger
 LB Gilliam
 LB Meitzenheimer
 LB Vongphachanh
 CB Lampkin
 S Bond
 S Lefeged Jr.
 CB Jackson



Junior WR Deven Thompkins tied his career-high with six receptions for 55 yards, including a 37-yard touchdown in Utah State's 38-7 Mountain West home loss to San Diego State. Thompkins also returned one kickoff for 18 yards against the Aztecs.

LOGAN, Utah - Utah State junior WR Deven Thompkins tied his career-high with six receptions for 55 yards and one touchdown as the Aggies opened the home portion of their schedule with a 38-7 Halloween night loss to San Diego State on Merlin Olsen Field at Maverik Stadium.

Thompkins' touchdown reception – his first of the season – was a thing of beauty as he hauled in the 37-yard, over-the-shoulder catch from junior QB Jason Shelley on the final play of the first half. The score pulled the Aggies (0-2, 0-2 Mountain West) to within 10-7 of the Aztecs heading into the half.

Whatever momentum Utah State gained from Thompkins' half-ending touchdown was short-lived, however. That's because San Diego State (2-0, 2-0 MW) scored touchdowns on its first four drives of the second half.

The Aztecs effectively took the wind out of the Aggies' sails on the very first drive of the third quarter. Following a sack by Utah State senior DL Justus Te'i and senior ILB Cash Gilliam, SDSU was facing second-and-26 from its own 9-yard line. USU couldn't get off the field, though, as SDSU RB Greg Bell picked up 16 yards on the second-down play, and QB Carson Baker hooked up with TE Daniel Bellinger for another 16 yards and the first down. Six running plays later, the Aztecs were in the end zone courtesy of a 6-yard run by Bell to make it 17-7 for the visitors with 9:56 to go in the third.

Utah State went three-and-out on the ensuing possession and punted the ball back to San Diego State, which went 68 yards to paydirt in six plays, opening up a 24-7 lead following a 27-yard touchdown run by Chance Bell.

Greg Bell led SDSU's ground attack with 157 yards and the one touchdown on 22 carries. Chance Bell added 98 yards and another touchdown on 10 carries, while Jordan Byrd scored on a 73-yard touchdown run.

San Diego State finished with 570 yards of total offense, including 407 on the ground alone. Baker completed 18-of-27 passes for 163 yards and two touchdowns.

Utah State ended the night with just 215 total yards – 112 through the air and 103 on the ground. Senior RB Devonta'e Henry-Cole led the Aggies on the ground with 27 yards on 11 carries. Shelley was 13-of-21 for 88 yards with one touchdown and one interception through the air.

Sophomore QB Andrew Peasley replaced Shelley in the fourth quarter and completed five of his nine passes for 24 yards and an interception.

Defensively, Utah State senior S Shaq Bond tied his career high in tackles (12) and pass breakups (2). He also had 1.0 tackles for loss. Gilliam had a career-high 11 tackles, including 2.0 tackles for loss and 0.5 sacks.

Senior OLB Nick Heninger posted a career-high eight tackles, including 1.0 tackles for loss, while sophomore DL Hale Motu'apuaka blocked a 33-yard field goal attempt on the game's opening possession.

San Diego State had three players record five tackles apiece in Taylor Hawkins, Darren Hall and Andrew Aleki.



Senior S Shaq Bond tied his career-high with 12 tackles and two pass breakups against the Aztecs.

/// GAME 1 RECAP vs. BOISE STATE ///



OCTOBER 24, 2020

ALBERTSONS STADIUM

SCORING SUMMARY

| | 1 | 2 | 3 | 4 | FINAL |
|-------------|---|----|---|----|-------|
| Utah State | 0 | 0 | 7 | 6 | 13 |
| Boise State | 7 | 21 | 0 | 14 | 42 |

First Quarter

BSU - Holani 1 yd run (Dalmas kick, 7:28)

Second Quarter

BSU - Shakir 52 yd pass from Bachmeier (Dalmas kick, 13:58)

BSU - Bachmeier 6 yd run (Dalmas kick, 3:23)

BSU - Holani 17 yd pass from Bachmeier (Dalmas kick, :25)

Third Quarter

USU - Warren 1 yd run (Haltom kick failed, 2:05)

Fourth Quarter

USU - Warren 2 yd run (Haltom kick failed, 11:57)

BSU - Shakir 18 yd pass from Bachmeier (Dalmas kick, 8:29)

BSU - Van Buren 5 yd run (Dalmas kick, 1:27)

Attendance: NA

TEAM STATISTICS

| | USU | BSU |
|---------------------------------|-------------|-------------|
| First Downs | 12 | 25 |
| Rushing | 111 | 171 |
| Passing | 92 | 279 |
| Total Offense | 203 | 450 |
| Fumbles: Number-Lost | 2-0 | 0-0 |
| Penalties: Number-Yards | 3-20 | 2-14 |
| Punts-Yards/Avg. | 7-240/34.4 | 5-138/27.6 |
| Punt returns: No-Yds-TD/Avg. | 0-0-0/0.0 | 1-3-0/2.0 |
| Kickoff Returns: No-Yds-TD/Avg. | 3-60-0/20.0 | 3-49-0/16.3 |
| Interceptions: No-Yds-TD | 0-0-0 | 1-12-0 |
| Fumble Returns: No-Yds-TD | 0-0-0 | 0-0-0 |
| Possession Time | 30:00 | 30:00 |
| Third-Down Conversions | 8-of-20 | 5-of-11 |

INDIVIDUAL RUSHING

USU: Warren, 23-89, 2 TD; Noa, 6-15; Shelley, 9-4; Henry-Cole, 3-4; Peasley, 1-2; Thompsons, 1-(-3).

BSU: Holani, 14-100, TD; Shakir, 3-34; Van Buren, 7-21, TD; Cobbs, 1-9; Sears, 2-8; Thomas, 1-3; Bachmeier, 6-0, TD; Curran, 1-(-4).

INDIVIDUAL PASSING (C-A-I, Yds, TD)

USU: Shelley, 14-27-1, 92, 0.

BSU: Bachmeier, 20-28-0, 268, 3; Sears, 2-3-0, 11, 0.

INDIVIDUAL RECEIVING

USU: Thompsons, 5-37; McGriff, 4-29; Wright, 2-18; Nathan, 2-7; Mortenson, 1-1.

BSU: Shakir, 7-123, 2 TD; Bates, 5-44; Holani, 3-33, TD; Evans 2-24; Thomas, 2-21; Smith, 1-16; Van Buren, 1-10; Cobbs, 1-8.

USU Punt Returns: None.

USU KO Returns: Thompsons, 3-60

USU Interception Returns: None

USU Fumble Returns: None.

USU Tackle Leaders: Gilliam, 8; Meitzenheimer, 8; Moore, 7; Green, 6; Jackson, 6.

UTAH STATE STARTERS

OFFENSE

| | | | |
|----|-----------|------|---------------|
| LT | Edwards | DE | Te'i |
| LG | Koch | DT | Fata |
| C | Ali'ifua | DL | Moore |
| RG | Shaw | OLB | Heninger |
| RT | South | ILB | Gilliam |
| WR | McGriff | ILB | Meitzenheimer |
| WR | Nathan | F/NK | Grayson |
| WR | Thompsons | CB | Lampkin |
| TE | Manu | S | Bond |
| RB | Warren | S | Green |
| QB | Shelley | CB | Jackson |



Senior RB Jaylen Warren tied his career-high with a pair of rushing touchdowns in Utah State's 42-13 Mountain West road loss at Boise State. Warren finished the game with 89 yards rushing on a career-high 23 carries in his first-career start.

BOISE, Idaho - Utah State opened the 2020 campaign with a 42-13 loss to Boise State on Saturday night at Albertsons Stadium. It was the season and Mountain West opener for both teams.

Due to the COVID-19 pandemic, the game was played on the Blue Turf in front of an empty stadium. Cardboard cutouts lined the seats behind the Broncos' bench on the east side of the stadium.

Senior RB **Jaylen Warren** accounted for both of Utah State's touchdowns as he scored on a 1-yard run in the third quarter and a 2-yard run in the fourth quarter, pulling the Aggies (0-1, 0-1 Mountain West) to within 28-13. Warren, who tied his career-high with those two rushing touchdowns, finished the game with 89 yards on career-high 23 carries. Freshman RB **Elelyon Noa** added 15 yards on six carries as the Aggies ran the ball 43 times overall.

Making the first start of his Aggie career, junior QB **Jason Shelley** completed 14-of-27 passes for 92 yards and one interception. His favorite target on the chilly night was junior WR **Deven Thompsons**, who caught five passes for 37 yards. Sophomore WR **Justin McGriff** caught four passes for 29 yards in his first game as an Aggie, while senior WR **Jordan Nathan** and senior WR **Derek Wright** each had two receptions.

Utah State finished with just 203 yards of total offense (111 rushing, 92 passing), while Boise State (1-0, 1-0 Mountain West) gained 450 yards (279 passing, 171 rushing). Both teams finished the game with 30:00 minutes of possession time and the Aggies had just three penalties in the game, marking its third-straight outing dating back to last season were it has had fewer than five penalties in each game. USU was also 8-of-20 on third down and 3-of-4 on fourth down conversions, while BSU was 5-of-11 on third down and 1-of-1 on fourth down.

The Broncos were led by QB Hank Bachmeier, who was 20-of-28 passing for 268 yards and three touchdowns. Khalil Shakir caught seven of Bachmeier's passes for 123 yards and two touchdowns.

Defensively, senior ILB **Cash Gilliam** and fellow senior ILB **Kevin Meitzenheimer** led the Aggies with eight tackles apiece. Meitzenheimer had a team-best 1.5 tackles for loss, while Gilliam added 0.5 sacks. For Gilliam, those eight stops were also a career high. Senior DL **Marcus Moore** had a career-high seven tackles, while junior S **Jarrod Green** had a career-best six stops, as did junior CB **Zahodri Jackson**. Sophomore OLB **Elijah Shelton** and sophomore ILB **AJ Vongphachanh** both registered their first-career sacks in the game, while senior DL **Jaylin Bannerman** and fellow senior DL **Justus Te'i** both recorded a tackle for loss. And, sophomore CB **Cam Lampkin** notched his third-career pass breakup.

Utah State, which had 15 players make their Aggie debut and seven players make their first-career start Saturday night, forced Boise State to go three-and-out on the game's opening possession.

However, the Aggies also went three-and-out the first time they touched the ball. In fact, USU punted six times in the first half and gained just 45 yards of total offense with one first down.



Senior ILB Cash Gilliam had a career-high eight tackles, including his first-career sack, against the Broncos.



| Date | Opponent | Score | Att. |
|----------------|-----------------|---------|------|
| * Oct 24, 2020 | at Boise State | L 13-42 | 0 |
| * Oct 31, 2020 | SAN DIEGO STATE | L 7-38 | 5116 |
| * Nov 05, 2020 | at Nevada | L 9-34 | 250 |

| Record: | Overall | Home | Away | Neutral |
|----------------|---------|------|------|---------|
| All games | 0-3 | 0-1 | 0-2 | 0-0 |
| Conference | 0-3 | 0-1 | 0-2 | 0-0 |
| Non-Conference | 0-0 | 0-0 | 0-0 | 0-0 |

| Rushing | gp | att | gain | loss | net | avg | td | lg | avg/g |
|-----------------|----|-----|------|------|-----|------|----|----|-------|
| WARREN, Jaylen | 2 | 30 | 123 | 7 | 116 | 3.9 | 2 | 22 | 58.0 |
| SHELLEY, Jason | 3 | 21 | 99 | 39 | 60 | 2.9 | 0 | 20 | 20.0 |
| HENRY-COLE, D. | 3 | 20 | 57 | 3 | 54 | 2.7 | 0 | 5 | 18.0 |
| NOA, Elelyon | 3 | 13 | 41 | 10 | 31 | 2.4 | 0 | 16 | 10.3 |
| PEASLEY, Andrew | 3 | 3 | 24 | 0 | 24 | 8.0 | 0 | 19 | 8.0 |
| GENTRY, John | 3 | 1 | 19 | 0 | 19 | 19.0 | 0 | 19 | 6.3 |
| MAKAKONA, P. | 3 | 3 | 15 | 0 | 15 | 5.0 | 0 | 9 | 5.0 |
| THOMPCKINS, D. | 3 | 2 | 7 | 3 | 4 | 2.0 | 0 | 7 | 1.3 |
| Total | 3 | 93 | 385 | 62 | 323 | 3.5 | 2 | 22 | 107.7 |
| Opponents | 3 | 116 | 771 | 72 | 699 | 6.0 | 7 | 73 | 233.0 |

| Passing | gp | effic | comp-att-int | pct | yds | td | lg | avg/g |
|-----------------|----|--------|--------------|------|-----|----|----|-------|
| SHELLEY, Jason | 3 | 90.38 | 42-75-2 | 56.0 | 276 | 2 | 37 | 92.0 |
| PEASLEY, Andrew | 3 | 40.22 | 6-16-1 | 37.5 | 29 | 0 | 8 | 9.7 |
| TEAM | 1 | 0.00 | 0-1-0 | 0.0 | 0 | 0 | 0 | 0.0 |
| Total | 3 | 80.67 | 48-92-3 | 52.2 | 305 | 2 | 37 | 101.7 |
| Opponents | 3 | 155.66 | 77-113-0 | 68.1 | 863 | 8 | 54 | 287.7 |

| Receiving | gp | no. | yds | avg | td | lg | avg/g |
|-----------------|----|-----|-----|------|----|----|-------|
| THOMPCKINS, D. | 3 | 17 | 122 | 7.2 | 1 | 37 | 40.7 |
| MCGRIFF, Justin | 3 | 10 | 80 | 8.0 | 1 | 20 | 26.7 |
| WRIGHT, Derek | 3 | 4 | 31 | 7.8 | 0 | 12 | 10.3 |
| NATHAN, Jordan | 3 | 4 | 18 | 4.5 | 0 | 7 | 6.0 |
| SCARVER, Savon | 2 | 3 | 16 | 5.3 | 0 | 9 | 8.0 |
| MAKAKONA, P. | 3 | 2 | 12 | 6.0 | 0 | 9 | 4.0 |
| LANE, Broc | 3 | 2 | 9 | 4.5 | 0 | 5 | 3.0 |
| WARREN, Jaylen | 2 | 2 | 6 | 3.0 | 0 | 5 | 3.0 |
| TERRELL, Carson | 1 | 1 | 10 | 10.0 | 0 | 10 | 10.0 |
| HENRY-COLE, D. | 3 | 1 | 4 | 4.0 | 0 | 4 | 1.3 |
| MORTENSON, B. | 3 | 1 | 1 | 1.0 | 0 | 1 | 0.3 |
| GENTRY, John | 3 | 1 | -4 | -4.0 | 0 | 0 | -1.3 |
| Total | 3 | 48 | 305 | 6.4 | 2 | 37 | 101.7 |
| Opponents | 3 | 77 | 863 | 11.2 | 8 | 54 | 287.7 |

| Field Goals | fg | pct. | 01-19 | 20-29 | 30-39 | 40-49 | 50-99 | lg | blk |
|-------------|----|------|-------|-------|-------|-------|-------|----|-----|
|-------------|----|------|-------|-------|-------|-------|-------|----|-----|

| Scoring | td | fg | kick | rush | rcv | pass | dxp | saf | pts |
|-----------------|----|-----|-------|------|-----|------|-----|-----|-----|
| WARREN, Jaylen | 2 | - | - | - | - | - | - | - | 12 |
| THOMPCKINS, D. | 1 | - | - | - | - | - | - | - | 6 |
| MCGRIFF, Justin | 1 | - | - | - | - | - | - | - | 6 |
| HALTOM, Nels | - | - | 2-3 | - | - | - | - | - | 2 |
| VONGPHACHANH, A | - | - | - | - | - | - | 1 | - | 2 |
| COLES, Connor | - | - | 1-1 | - | - | - | - | - | 1 |
| Total | 4 | - | 3-4 | - | - | - | 1 | - | 29 |
| Opponents | 15 | 3-5 | 15-15 | - | - | - | - | - | 114 |

| Score by Quarters | 1st | 2nd | 3rd | 4th | OT | Total |
|-------------------|-----|-----|-----|-----|----|-------|
| Utah State | 9 | 7 | 7 | 6 | 0 | 29 |
| Opponents | 21 | 38 | 24 | 31 | 0 | 114 |

| Team Statistics | USU | OPP |
|-------------------------|---------|----------|
| FIRST DOWNS | 34 | 82 |
| Rushing | 17 | 34 |
| Passing | 13 | 45 |
| Penalty | 4 | 3 |
| RUSHING YARDAGE | 323 | 699 |
| Rushing Attempts | 93 | 116 |
| Average Per Rush | 3.5 | 6.0 |
| Average Per Game | 107.7 | 233.0 |
| TDs Rushing | 2 | 7 |
| PASSING YARDAGE | 305 | 863 |
| Comp-Att-Int | 48-92-3 | 77-113-0 |
| Average Per Pass | 3.3 | 7.6 |
| Average Per Catch | 6.4 | 11.2 |
| Average Per Game | 101.7 | 287.7 |
| TDs Passing | 2 | 8 |
| TOTAL OFFENSE | 628 | 1562 |
| Average Per Play | 3.4 | 6.8 |
| Average Per Game | 209.3 | 520.7 |
| KICK RETURNS: #Yards | 9-200 | 5-96 |
| PUNT RETURNS: #Yards | 1-1 | 5-11 |
| INT RETURNS: #Yards | 0-0 | 3-37 |
| FUMBLES-LOST | 4-1 | 1-0 |
| PENALTIES-Yards | 11-104 | 18-138 |
| PUNTS-AVG | 24-39.6 | 9-36.3 |
| TIME OF POSSESSION/Game | 25:08 | 34:52 |
| 3RD-DOWN Conversions | 17/51 | 18/41 |
| 4TH-DOWN Conversions | 3/5 | 7/9 |

| Interceptions | no. | yds | avg | td | lg |
|---------------|-----|-----|-----|----|----|
|---------------|-----|-----|-----|----|----|

| Punting | no. | yds | avg | lg | tb | fc | i20 | 50+ | blk |
|---------------|-----|-----|------|----|----|----|-----|-----|-----|
| KOTSANLEE, S. | 24 | 950 | 39.6 | 56 | 0 | 11 | 9 | 2 | 0 |

| Punt Returns | no. | yds | avg | td | lg |
|----------------|-----|-----|-----|----|----|
| NATHAN, Jordan | 1 | 1 | 1.0 | 0 | 1 |
| Total | 1 | 1 | 1.0 | 0 | 1 |
| Opponents | 5 | 11 | 2.2 | 0 | 7 |

| Kick Returns | no. | yds | avg | td | lg |
|----------------|-----|-----|------|----|----|
| SCARVER, Savon | 4 | 102 | 25.5 | 0 | 30 |
| THOMPCKINS, D. | 4 | 78 | 19.5 | 0 | 25 |
| HENRY-COLE, D. | 1 | 20 | 20.0 | 0 | 20 |
| Total | 9 | 200 | 22.2 | 0 | 30 |
| Opponents | 5 | 96 | 19.2 | 0 | 26 |

| All Purpose | g | rush | rcv | pr | kr | ir | total | avg/g |
|-----------------|---|------|-----|----|-----|----|-------|-------|
| THOMPCKINS, D. | 3 | 4 | 122 | 0 | 78 | 0 | 204 | 68.0 |
| WARREN, Jayle | 2 | 116 | 6 | 0 | 0 | 0 | 122 | 61.0 |
| SCARVER, Savo | 2 | 0 | 16 | 0 | 102 | 0 | 118 | 59.0 |
| MCGRIFF, Justin | 3 | 0 | 80 | 0 | 0 | 0 | 80 | 26.7 |
| HENRY-COLE, | 3 | 54 | 4 | 0 | 20 | 0 | 78 | 26.0 |
| Total | 3 | 323 | 305 | 1 | 200 | 0 | 829 | 276.3 |
| Opponents | 3 | 699 | 863 | 11 | 96 | 37 | 1706 | 568.7 |

| Total Offense | g | plays | rush | pass | total | avg/g |
|-----------------|---|-------|------|------|-------|-------|
| SHELLEY, Jason | 3 | 96 | 60 | 276 | 336 | 112.0 |
| WARREN, Jaylen | 2 | 30 | 116 | 0 | 116 | 58.0 |
| HENRY-COLE, D. | 3 | 20 | 54 | 0 | 54 | 18.0 |
| PEASLEY, Andrew | 3 | 19 | 24 | 29 | 53 | 17.7 |
| NOA, Elelyon | 3 | 13 | 31 | 0 | 31 | 10.3 |
| Total | 3 | 185 | 323 | 305 | 628 | 209.3 |
| Opponents | 3 | 229 | 699 | 863 | 1562 | 520.7 |

| ## | Defensive Leaders | gp | Tackles | | | | tfl/yds | Sacks no-yds | Pass defense | | | Fumbles | | blkd | |
|-----------|-------------------|----|---------|----|-----|---------|---------|-----------------|--------------|-----|---------|---------|------|------|---|
| | | | ua | a | tot | int-yds | | | brup | qbh | rcv-yds | ff | kick | saf | |
| 4 | BOND, Shaq | 3 | 20 | 6 | 26 | 3.0-10 | | . | 2 | . | . | . | . | . | . |
| 98 | VONGPHACHANH, A | 3 | 14 | 10 | 24 | 2.0-12 | 2.0-12 | . | . | . | . | . | . | 1 | . |
| 5 | GILLIAM, Cash | 3 | 7 | 13 | 20 | 2.5-6 | 1.0-3 | . | . | . | . | . | . | . | . |
| 33 | MEITZENHEIMER K | 3 | 9 | 10 | 19 | 3.0-5 | 0.5-1 | . | . | . | . | . | . | . | . |
| 14 | JACKSON, Z. | 3 | 12 | 4 | 16 | | | . | 2 | 1 | . | . | . | . | . |
| Total | | 3 | 135 | 79 | 214 | 21-74 | 8-47 | . | 6 | 2 | . | 1 | . | 1 | 1 |
| Opponents | | 3 | 99 | 68 | 167 | 13-61 | 5-36 | 3-37 | 10 | 2 | 1-0 | 3 | . | . | . |



| Team Statistics | USU | OPP |
|-------------------------|------------|--------------|
| SCORING | 29 | 114 |
| Points Per Game | 9.7 | 38.0 |
| Points Off Turnovers | 0 | 0 |
| FIRST DOWNS | 34 | 82 |
| Rushing | 17 | 34 |
| Passing | 13 | 45 |
| Penalty | 4 | 3 |
| RUSHING YARDAGE | 323 | 699 |
| Yards gained rushing | 385 | 771 |
| Yards lost rushing | 62 | 72 |
| Rushing Attempts | 93 | 116 |
| Average Per Rush | 3.5 | 6.0 |
| Average Per Game | 107.7 | 233.0 |
| TDs Rushing | 2 | 7 |
| PASSING YARDAGE | 305 | 863 |
| Comp-Att-Int | 48-92-3 | 77-113-0 |
| Average Per Pass | 3.3 | 7.6 |
| Average Per Catch | 6.4 | 11.2 |
| Average Per Game | 101.7 | 287.7 |
| TDs Passing | 2 | 8 |
| TOTAL OFFENSE | 628 | 1562 |
| Total Plays | 185 | 229 |
| Average Per Play | 3.4 | 6.8 |
| Average Per Game | 209.3 | 520.7 |
| KICK RETURNS: #-Yards | 9-200 | 5-96 |
| PUNT RETURNS: #-Yards | 1-1 | 5-11 |
| INT RETURNS: #-Yards | 0-0 | 3-37 |
| KICK RETURN AVERAGE | 22.2 | 19.2 |
| PUNT RETURN AVERAGE | 1.0 | 2.2 |
| INT RETURN AVERAGE | 0.0 | 12.3 |
| FUMBLES-LOST | 4-1 | 1-0 |
| PENALTIES-Yards | 11-104 | 18-138 |
| Average Per Game | 34.7 | 46.0 |
| PUNTS-Yards | 24-950 | 9-327 |
| Average Per Punt | 39.6 | 36.3 |
| Net punt average | 39.1 | 31.8 |
| KICKOFFS-Yards | 6-359 | 22-1435 |
| Average Per Kick | 59.8 | 65.2 |
| Net kick average | 39.7 | 42.5 |
| TIME OF POSSESSION/Game | 25:08 | 34:52 |
| 3RD-DOWN Conversions | 17/51 | 18/41 |
| 3rd-Down Pct | 33% | 44% |
| 4TH-DOWN Conversions | 3/5 | 7/9 |
| 4th-Down Pct | 60% | 78% |
| SACKS BY-Yards | 8-47 | 5-36 |
| MISC YARDS | 4 | 0 |
| TOUCHDOWNS SCORED | 4 | 15 |
| FIELD GOALS-ATTEMPTS | 0-0 | 3-5 |
| ON-SIDE KICKS | 0-0 | 0-0 |
| RED-ZONE SCORES | (3-3) 100% | (12-13) 92% |
| RED-ZONE TOUCHDOWNS | (3-3) 100% | (9-13) 69% |
| PAT-ATTEMPTS | (3-4) 75% | (15-15) 100% |
| ATTENDANCE | 5116 | 250 |
| Games/Avg Per Game | 1/5116 | 2/125 |
| Neutral Site Games | | 0/0 |

| Score by Quarters | 1st | 2nd | 3rd | 4th | OT | Total |
|--------------------------|------------|------------|------------|------------|-----------|--------------|
| Utah State | 9 | 7 | 7 | 6 | 0 | 29 |
| Opponents | 21 | 38 | 24 | 31 | 0 | 114 |



| Rushing | gp | att | gain | loss | net | avg | td | lg | avg/g |
|-----------------|-----------|------------|-------------|-------------|------------|------------|-----------|-----------|--------------|
| WARREN, Jaylen | 2 | 30 | 123 | 7 | 116 | 3.9 | 2 | 22 | 58.0 |
| SHELLEY, Jason | 3 | 21 | 99 | 39 | 60 | 2.9 | 0 | 20 | 20.0 |
| HENRY-COLE, D. | 3 | 20 | 57 | 3 | 54 | 2.7 | 0 | 5 | 18.0 |
| NOA, Elelyon | 3 | 13 | 41 | 10 | 31 | 2.4 | 0 | 16 | 10.3 |
| PEASLEY, Andrew | 3 | 3 | 24 | 0 | 24 | 8.0 | 0 | 19 | 8.0 |
| GENTRY, John | 3 | 1 | 19 | 0 | 19 | 19.0 | 0 | 19 | 6.3 |
| MAKAKONA, P. | 3 | 3 | 15 | 0 | 15 | 5.0 | 0 | 9 | 5.0 |
| THOMPCKINS, D. | 3 | 2 | 7 | 3 | 4 | 2.0 | 0 | 7 | 1.3 |
| Total | 3 | 93 | 385 | 62 | 323 | 3.5 | 2 | 22 | 107.7 |
| Opponents | 3 | 116 | 771 | 72 | 699 | 6.0 | 7 | 73 | 233.0 |

| Passing | gp | effic | comp-att-int | pct | yds | td | lg | avg/g |
|-----------------|-----------|--------------|---------------------|------------|------------|-----------|-----------|--------------|
| SHELLEY, Jason | 3 | 90.38 | 42-75-2 | 56.0 | 276 | 2 | 37 | 92.0 |
| PEASLEY, Andrew | 3 | 40.22 | 6-16-1 | 37.5 | 29 | 0 | 8 | 9.7 |
| TEAM | 1 | 0.00 | 0-1-0 | 0.0 | 0 | 0 | 0 | 0.0 |
| Total | 3 | 80.67 | 48-92-3 | 52.2 | 305 | 2 | 37 | 101.7 |
| Opponents | 3 | 155.66 | 77-113-0 | 68.1 | 863 | 8 | 54 | 287.7 |

| Receiving | gp | no. | yds | avg | td | lg | avg/g |
|------------------|-----------|------------|------------|------------|-----------|-----------|--------------|
| THOMPCKINS, D. | 3 | 17 | 122 | 7.2 | 1 | 37 | 40.7 |
| MCGRIFF, Justin | 3 | 10 | 80 | 8.0 | 1 | 20 | 26.7 |
| WRIGHT, Derek | 3 | 4 | 31 | 7.8 | 0 | 12 | 10.3 |
| NATHAN, Jordan | 3 | 4 | 18 | 4.5 | 0 | 7 | 6.0 |
| SCARVER, Savon | 2 | 3 | 16 | 5.3 | 0 | 9 | 8.0 |
| MAKAKONA, P. | 3 | 2 | 12 | 6.0 | 0 | 9 | 4.0 |
| LANE, Broc | 3 | 2 | 9 | 4.5 | 0 | 5 | 3.0 |
| WARREN, Jaylen | 2 | 2 | 6 | 3.0 | 0 | 5 | 3.0 |
| TERRELL, Carson | 1 | 1 | 10 | 10.0 | 0 | 10 | 10.0 |
| HENRY-COLE, D. | 3 | 1 | 4 | 4.0 | 0 | 4 | 1.3 |
| MORTENSON, B. | 3 | 1 | 1 | 1.0 | 0 | 1 | 0.3 |
| GENTRY, John | 3 | 1 | -4 | -4.0 | 0 | 0 | -1.3 |
| Total | 3 | 48 | 305 | 6.4 | 2 | 37 | 101.7 |
| Opponents | 3 | 77 | 863 | 11.2 | 8 | 54 | 287.7 |

| Punt Returns | no. | yds | avg | td | lg |
|---------------------|------------|------------|------------|-----------|-----------|
| NATHAN, Jordan | 1 | 1 | 1.0 | 0 | 1 |
| Total | 1 | 1 | 1.0 | 0 | 1 |
| Opponents | 5 | 11 | 2.2 | 0 | 7 |

| Interceptions | no. | yds | avg | td | lg |
|----------------------|------------|------------|------------|-----------|-----------|
| Total | 0 | 0 | 0.0 | 0 | 0 |
| Opponents | 3 | 37 | 12.3 | 0 | 17 |

| Kick Returns | no. | yds | avg | td | lg |
|---------------------|------------|------------|------------|-----------|-----------|
| THOMPCKINS, D. | 4 | 78 | 19.5 | 0 | 25 |
| SCARVER, Savon | 4 | 102 | 25.5 | 0 | 30 |
| HENRY-COLE, D. | 1 | 20 | 20.0 | 0 | 20 |
| Total | 9 | 200 | 22.2 | 0 | 30 |
| Opponents | 5 | 96 | 19.2 | 0 | 26 |

| Fumble Returns | no. | yds | avg | td | lg |
|-----------------------|------------|------------|------------|-----------|-----------|
| Total | 0 | 0 | 0.0 | 0 | 0 |
| Opponents | 0 | 0 | 0.0 | 0 | 0 |

| Scoring | td | fg | PAT | | | | dxd | saf | pts |
|-----------------|----|-----|-------|------|-----|------|-----|-----|-----|
| | | | kick | rush | rcv | pass | | | |
| WARREN, Jaylen | 2 | - | - | - | - | - | - | - | 12 |
| MCGRIFF, Justin | 1 | - | - | - | - | - | - | - | 6 |
| THOMPCKINS, D. | 1 | - | - | - | - | - | - | - | 6 |
| HALTOM, Nels | - | - | 2-3 | - | - | - | - | - | 2 |
| VONGPHACHANH, A | - | - | - | - | - | - | - | 1 | 2 |
| COLES, Connor | - | - | 1-1 | - | - | - | - | - | 1 |
| Total | 4 | - | 3-4 | - | - | - | - | 1 | 29 |
| Opponents | 15 | 3-5 | 15-15 | - | - | - | - | - | 114 |

| Total Offense | g | plays | rush | pass | total | avg/g |
|-----------------|---|-------|------|------|-------|-------|
| SHELLEY, Jason | 3 | 96 | 60 | 276 | 336 | 112.0 |
| WARREN, Jaylen | 2 | 30 | 116 | 0 | 116 | 58.0 |
| HENRY-COLE, D. | 3 | 20 | 54 | 0 | 54 | 18.0 |
| PEASLEY, Andrew | 3 | 19 | 24 | 29 | 53 | 17.7 |
| NOA, Elelyon | 3 | 13 | 31 | 0 | 31 | 10.3 |
| GENTRY, John | 3 | 1 | 19 | 0 | 19 | 6.3 |
| MAKAKONA, P. | 3 | 3 | 15 | 0 | 15 | 5.0 |
| THOMPCKINS, D. | 3 | 2 | 4 | 0 | 4 | 1.3 |
| Total | 3 | 185 | 323 | 305 | 628 | 209.3 |
| Opponents | 3 | 229 | 699 | 863 | 1562 | 520.7 |

| Field Goals | fg | pct. | 01-19 | 20-29 | 30-39 | 40-49 | 50-99 | lg | blk |
|-------------|----|------|-------|-------|-------|-------|-------|----|-----|
|-------------|----|------|-------|-------|-------|-------|-------|----|-----|

| FG Sequence | Utah State | Opponents |
|-----------------|------------|------------|
| Boise State | - | - |
| San Diego State | - | 33,45,(28) |
| Nevada | - | (36),(26) |

Numbers in (parentheses) indicate field goal was made.

| Punting | no. | yds | avg | lg | tb | fc | i20 | 50+ | blk |
|---------------|-----|-----|------|----|----|----|-----|-----|-----|
| KOTSANLEE, S. | 24 | 950 | 39.6 | 56 | 0 | 11 | 9 | 2 | 0 |
| Total | 24 | 950 | 39.6 | 56 | 0 | 11 | 9 | 2 | 0 |
| Opponents | 9 | 327 | 36.3 | 71 | 2 | 3 | 2 | 2 | 0 |

| Kickoffs | no. | yds | avg | tb | ob | retn | net | ydln |
|-------------|-----|------|------|----|----|------|------|------|
| ROULY, Joey | 6 | 359 | 59.8 | 1 | 0 | | | |
| Total | 6 | 359 | 59.8 | 1 | 0 | 19.2 | 39.7 | 25 |
| Opponents | 22 | 1435 | 65.2 | 12 | 1 | 22.2 | 42.5 | 22 |

| All Purpose | g | rush | rcv | pr | kr | ir | total | avg/g |
|----------------|---|------|-----|----|-----|----|-------|-------|
| THOMPCKINS, D. | 3 | 4 | 122 | 0 | 78 | 0 | 204 | 68.0 |
| WARREN, Jayle | 2 | 116 | 6 | 0 | 0 | 0 | 122 | 61.0 |
| SCARVER, Sav | 2 | 0 | 16 | 0 | 102 | 0 | 118 | 59.0 |
| MCGRIFF, Justi | 3 | 0 | 80 | 0 | 0 | 0 | 80 | 26.7 |
| HENRY-COLE, | 3 | 54 | 4 | 0 | 20 | 0 | 78 | 26.0 |
| SHELLEY, Jaso | 3 | 60 | 0 | 0 | 0 | 0 | 60 | 20.0 |
| NOA, Elelyon | 3 | 31 | 0 | 0 | 0 | 0 | 31 | 10.3 |
| WRIGHT, Derek | 3 | 0 | 31 | 0 | 0 | 0 | 31 | 10.3 |
| MAKAKONA, P. | 3 | 15 | 12 | 0 | 0 | 0 | 27 | 9.0 |
| PEASLEY, Andr | 3 | 24 | 0 | 0 | 0 | 0 | 24 | 8.0 |
| NATHAN, Jorda | 3 | 0 | 18 | 1 | 0 | 0 | 19 | 6.3 |
| GENTRY, John | 3 | 19 | -4 | 0 | 0 | 0 | 15 | 5.0 |
| TERRELL, Cars | 1 | 0 | 10 | 0 | 0 | 0 | 10 | 10.0 |
| LANE, Broc | 3 | 0 | 9 | 0 | 0 | 0 | 9 | 3.0 |
| MORTENSON, | 3 | 0 | 1 | 0 | 0 | 0 | 1 | 0.3 |
| Total | 3 | 323 | 305 | 1 | 200 | 0 | 829 | 276.3 |
| Opponents | 3 | 699 | 863 | 11 | 96 | 37 | 1706 | 568.7 |



| # | Defensive Leaders | gp | Tackles | | | | Sacks | Pass defense | | | Fumbles | | blkd | |
|-----------|-------------------|----|---------|----|-----|---------|--------|--------------|------|-----|---------|----|------|-----|
| | | | ua | a | tot | tfl/yds | | int-yds | brup | qbh | rcv-yds | ff | kick | saf |
| 4 | BOND, Shaq | 3 | 20 | 6 | 26 | 3.0-10 | . | . | 2 | . | . | . | . | . |
| 98 | VONGPHACHANH, A | 3 | 14 | 10 | 24 | 2.0-12 | 2.0-12 | . | . | . | . | . | . | 1 |
| 5 | GILLIAM, Cash | 3 | 7 | 13 | 20 | 2.5-6 | 1.0-3 | . | . | . | . | . | . | . |
| 33 | MEITZENHEIMER K | 3 | 9 | 10 | 19 | 3.0-5 | 0.5-1 | . | . | . | . | . | . | . |
| 14 | JACKSON, Z. | 3 | 12 | 4 | 16 | . | . | . | 2 | 1 | . | . | . | . |
| 6 | LAMPKIN, Cam | 3 | 11 | 3 | 14 | 1.0-1 | . | . | 1 | . | . | . | . | . |
| 42 | HENINGER, Nick | 3 | 6 | 8 | 14 | 2.5-13 | 1.0-11 | . | . | . | . | 1 | . | . |
| 95 | MOORE, Marcus | 3 | 10 | 3 | 13 | 1.5-10 | 1.0-9 | . | . | 1 | . | . | . | . |
| 3 | LEFEGED JR, T. | 2 | 10 | 3 | 13 | . | . | . | 1 | . | . | . | . | . |
| 41 | SHELTON, Elijah | 3 | 5 | 2 | 7 | 1.5-4 | 1.0-3 | . | . | . | . | . | . | . |
| 25 | GREEN, Jarrod | 3 | 4 | 2 | 6 | . | . | . | . | . | . | . | . | . |
| 90 | FATA, Ritisoni | 2 | 5 | 1 | 6 | . | . | . | . | . | . | . | . | . |
| 51 | TE'I, Justus | 3 | 3 | 3 | 6 | 1.5-2 | 0.5-1 | . | . | . | . | . | . | . |
| 36 | REED, Jared | 2 | 3 | 2 | 5 | 1.0-7 | 1.0-7 | . | . | . | . | . | . | . |
| 92 | MOTU'APUAKA, H. | 3 | 2 | 2 | 4 | . | . | . | . | . | . | . | 1 | . |
| 12 | CARTER, Ajani | 3 | 2 | 1 | 3 | . | . | . | . | . | . | . | . | . |
| 21 | GRAYSON, Andre | 3 | 2 | 1 | 3 | . | . | . | . | . | . | . | . | . |
| 45 | BANNERMAN, J. | 3 | 2 | . | 2 | 1.0-4 | . | . | . | . | . | . | . | . |
| 05 | STEELE, Xavion | 3 | 2 | . | 2 | . | . | . | . | . | . | . | . | . |
| 97 | PITCHER, Jake | 3 | 1 | 1 | 2 | . | . | . | . | . | . | . | . | . |
| 44 | VAIFO'OU, Izzy | 1 | 1 | 1 | 2 | . | . | . | . | . | . | . | . | . |
| 10 | MCGRIFF, Justin | 3 | 1 | . | 1 | . | . | . | . | . | . | . | . | . |
| 22 | ANYANWU, M. | 3 | . | 1 | 1 | . | . | . | . | . | . | . | . | . |
| 78 | SOUTH, Jacob | 2 | 1 | . | 1 | . | . | . | . | . | . | . | . | . |
| 91 | HANSEN, James | 1 | . | 1 | 1 | . | . | . | . | . | . | . | . | . |
| 23 | TATUM, Dominic | 3 | 1 | . | 1 | . | . | . | . | . | . | . | . | . |
| 4P | PADA, Brandon | 3 | 1 | . | 1 | . | . | . | . | . | . | . | . | . |
| 96 | VAKAUTA, P. | 1 | . | 1 | 1 | 0.5-0 | . | . | . | . | . | . | . | . |
| Total | | 3 | 135 | 79 | 214 | 21-74 | 8-47 | . | 6 | 2 | . | 1 | 1 | 1 |
| Opponents | | 3 | 99 | 68 | 167 | 13-61 | 5-36 | 3-37 | 10 | 2 | 1-0 | 3 | . | . |

TEAM STATISTICS

| Date | Opponent | Rushing | | | | Receiving | | | | Passing | | | | Kick Returns | | | | Punt Returns | | | | tot off |
|-----------|-----------------|---------|-----|----|----|-----------|-----|----|----|-------------|-----|----|----|--------------|-----|----|----|--------------|-----|----|----|------------|
| | | no. | yds | td | lg | no. | yds | td | lg | cmp-att-int | yds | td | lg | no. | yds | td | lg | no. | yds | td | lg | |
| Oct 24 | at Boise State | 43 | 111 | 2 | 22 | 14 | 92 | 0 | 13 | 14-27-1 | 92 | 0 | 13 | 3 | 60 | 0 | 25 | 0 | 0 | 0 | 0 | 203 |
| Oct 31 | SAN DIEGO STATE | 25 | 103 | 0 | 19 | 18 | 112 | 1 | 37 | 18-31-2 | 112 | 1 | 37 | 3 | 65 | 0 | 27 | 0 | 0 | 0 | 0 | 215 |
| Nov 05 | at Nevada | 25 | 109 | 0 | 20 | 16 | 101 | 1 | 20 | 16-34-0 | 101 | 1 | 20 | 3 | 75 | 0 | 30 | 1 | 1 | 0 | 1 | 210 |
| Opponents | | 93 | 323 | 2 | 22 | 48 | 305 | 2 | 37 | 48-92-3 | 305 | 2 | 37 | 9 | 200 | 0 | 30 | 1 | 1 | 0 | 1 | 628 |
| | | 116 | 699 | 7 | 73 | 77 | 863 | 8 | 54 | 77-113-0 | 863 | 8 | 54 | 5 | 96 | 0 | 26 | 5 | 11 | 0 | 7 | 1562 |

Games: 3 • Avg/rush: 3.5 • Avg/catch: 6.4 • Pass effic: 80.67 • KR avg: 22.2 • PR avg: 1.0 • All purpose avg/game: 276.3 • Total offense avg/gm: 209.3

| | | Tackles | | | | Sacks | Fumble | | Pass Defense | | | blkd | PAT Attempts | | | off | | |
|-----------|-----------------|---------|----|-------|---------|--------|--------|--------|--------------|-----|------|------|--------------|------|-----|-----|-----|-----|
| Date | Opponent | ua | a | total | tfl-yds | no-yds | ff | fr-yds | int-yds | qbh | brup | kick | kick | rush | rcv | saf | t/o | pts |
| Oct 24 | at Boise State | 47 | 14 | 61 | 6.0-18 | 3.0-12 | 0 | 0-0 | 0-0 | 0 | 1 | 0 | 1-2 | 0 | 0 | 0 | 0 | 13 |
| Oct 31 | SAN DIEGO STATE | 42 | 36 | 78 | 5.0-10 | 1.0-3 | 0 | 0-0 | 0-0 | 2 | 4 | 1 | 1-1 | 0 | 0 | 0 | 0 | 7 |
| Nov 05 | at Nevada | 46 | 29 | 75 | 10.0-46 | 4.0-32 | 1 | 0-0 | 0-0 | 0 | 1 | 0 | 1-1 | 0 | 0 | 1 | 0 | 9 |
| | | 135 | 79 | 214 | 21.0-74 | 8.0-47 | 1 | 0-0 | 0-0 | 2 | 6 | 1 | 3-4 | 0 | 0 | 1 | 0 | 29 |
| Opponents | | 99 | 68 | 167 | 13.0-61 | 5.0-36 | 3 | 1-0 | 3-37 | 2 | 10 | 0 | 15-15 | 0 | 0 | 0 | 0 | 114 |

| | | Punting | | | | | | | | | Field Goals | | | Kickoffs | | | | |
|-----------|-----------------|---------|-----|------|------|------|----|----|-----|-----|-------------|------|------|----------|------|------|----|----|
| Date | Opponent | no. | yds | avg | long | blkd | tb | fc | 50+ | i20 | md-att | long | blkd | no. | yds | avg | tb | ob |
| Oct 24 | at Boise State | 7 | 240 | 34.3 | 39 | 0 | 0 | 6 | 0 | 1 | 0-0 | 0 | 0 | 3 | 168 | 56.0 | 0 | 0 |
| Oct 31 | SAN DIEGO STATE | 7 | 285 | 40.7 | 56 | 0 | 0 | 0 | 1 | 3 | 0-0 | 0 | 0 | 1 | 65 | 65.0 | 1 | 0 |
| Nov 05 | at Nevada | 10 | 425 | 42.5 | 52 | 0 | 0 | 5 | 1 | 5 | 0-0 | 0 | 0 | 2 | 126 | 63.0 | 0 | 0 |
| | | 24 | 950 | 39.6 | 56 | 0 | 0 | 11 | 2 | 9 | 0-0 | 0 | 0 | 6 | 359 | 59.8 | 1 | 0 |
| Opponents | | 9 | 327 | 36.3 | 71 | 0 | 2 | 3 | 2 | 2 | 3-5 | 36 | 1 | 22 | 1435 | 65.2 | 12 | 1 |

OPPONENT STATISTICS

| Date | Opponent | Rushing | | | | Receiving | | | | Passing | | | | Kick Returns | | | | Punt Returns | | | | tot off |
|------------|-----------------|---------|-----|----|----|-----------|-----|----|----|-------------|-----|----|----|--------------|-----|----|----|--------------|-----|----|----|------------|
| | | no. | yds | td | lg | no. | yds | td | lg | cmp-att-int | yds | td | lg | no. | yds | td | lg | no. | yds | td | lg | |
| Oct 24 | at Boise State | 35 | 171 | 3 | 34 | 22 | 279 | 3 | 52 | 22-32-0 | 279 | 3 | 52 | 3 | 49 | 0 | 22 | 1 | 2 | 0 | 2 | 450 |
| Oct 31 | SAN DIEGO STATE | 53 | 407 | 3 | 73 | 18 | 163 | 2 | 29 | 18-27-0 | 163 | 2 | 29 | 0 | 0 | 0 | 0 | 2 | 7 | 0 | 7 | 570 |
| Nov 05 | at Nevada | 28 | 121 | 1 | 60 | 37 | 421 | 3 | 54 | 37-54-0 | 421 | 3 | 54 | 2 | 47 | 0 | 26 | 2 | 2 | 0 | 2 | 542 |
| Utah State | | 116 | 699 | 7 | 73 | 77 | 863 | 8 | 54 | 77-113-0 | 863 | 8 | 54 | 5 | 96 | 0 | 26 | 5 | 11 | 0 | 7 | 1562 |
| | | 93 | 323 | 2 | 22 | 48 | 305 | 2 | 37 | 48-92-3 | 305 | 2 | 37 | 9 | 200 | 0 | 30 | 1 | 1 | 0 | 1 | 628 |

Games: 3 • Avg/rush: 6.0 • Avg/catch: 11.2 • Pass effic: 155.66 • KR avg: 19.2 • PR avg: 2.2 • All purpose avg/game: 568.7 • Total offense avg/gm: 520.7

| | | Tackles | | | | Sacks | Fumble | | Pass Defense | | | blkd | PAT Attempts | | | off | | |
|------------|-----------------|---------|----|-------|---------|--------|--------|--------|--------------|-----|------|------|--------------|------|-----|-----|-----|-----|
| Date | Opponent | ua | a | total | tfl-yds | no-yds | ff | fr-yds | int-yds | qbh | brup | kick | kick | rush | rcv | saf | t/o | pts |
| Oct 24 | at Boise State | 45 | 18 | 63 | 7.0-32 | 3.0-21 | 1 | 0-0 | 1-12 | 0 | 4 | 0 | 6-6 | 0 | 0 | 0 | 0 | 42 |
| Oct 31 | SAN DIEGO STATE | 24 | 26 | 50 | 4.0-15 | 1.0-3 | 2 | 1-0 | 2-25 | 2 | 3 | 0 | 5-5 | 0 | 0 | 0 | 0 | 38 |
| Nov 05 | at Nevada | 30 | 24 | 54 | 2.0-14 | 1.0-12 | 0 | 0-0 | 0-0 | 0 | 3 | 0 | 4-4 | 0 | 0 | 0 | 0 | 34 |
| | | 99 | 68 | 167 | 13.0-61 | 5.0-36 | 3 | 1-0 | 3-37 | 2 | 10 | 0 | 15-15 | 0 | 0 | 0 | 0 | 114 |
| Utah State | | 135 | 79 | 214 | 21.0-74 | 8.0-47 | 1 | 0-0 | 0-0 | 2 | 6 | 1 | 3-4 | 0 | 0 | 1 | 0 | 29 |

| | | Punting | | | | | | | | | Field Goals | | | Kickoffs | | | | |
|------------|-----------------|---------|-----|------|------|------|----|----|-----|-----|-------------|------|------|----------|------|------|----|----|
| Date | Opponent | no. | yds | avg | long | blkd | tb | fc | 50+ | i20 | md-att | long | blkd | no. | yds | avg | tb | ob |
| Oct 24 | at Boise State | 5 | 138 | 27.6 | 71 | 0 | 1 | 2 | 1 | 1 | 0-0 | 0 | 0 | 7 | 455 | 65.0 | 4 | 0 |
| Oct 31 | SAN DIEGO STATE | 1 | 58 | 58.0 | 58 | 0 | 1 | 0 | 1 | 0 | 1-3 | 28 | 1 | 7 | 450 | 64.3 | 4 | 0 |
| Nov 05 | at Nevada | 3 | 131 | 43.7 | 48 | 0 | 0 | 1 | 0 | 1 | 2-2 | 36 | 0 | 8 | 530 | 66.2 | 4 | 1 |
| | | 9 | 327 | 36.3 | 71 | 0 | 2 | 3 | 2 | 2 | 3-5 | 36 | 1 | 22 | 1435 | 65.2 | 12 | 1 |
| Utah State | | 24 | 950 | 39.6 | 56 | 0 | 0 | 11 | 2 | 9 | 0-0 | 0 | 0 | 6 | 359 | 59.8 | 1 | 0 |



INDIVIDUAL GAME HIGHS

| | | |
|---------------------|------|--|
| Rushes | 23 | WARREN, Jaylen at Boise State (Oct 24, 2020) |
| Yards Rushing | 89 | WARREN, Jaylen at Boise State (Oct 24, 2020) |
| TD Rushes | 2 | WARREN, Jaylen at Boise State (Oct 24, 2020) |
| Long Rush | 22 | WARREN, Jaylen at Boise State (Oct 24, 2020) |
| Pass attempts | 27 | SHELLEY, Jason at Boise State (Oct 24, 2020) |
| | 27 | SHELLEY, Jason at Nevada (Nov 05, 2020) |
| Pass completions | 15 | SHELLEY, Jason at Nevada (Nov 05, 2020) |
| Yards Passing | 96 | SHELLEY, Jason at Nevada (Nov 05, 2020) |
| TD Passes | 1 | SHELLEY, Jason vs San Diego State (Oct 31, 2020) |
| | 1 | SHELLEY, Jason at Nevada (Nov 05, 2020) |
| Long Pass | 37 | SHELLEY, Jason vs San Diego State (Oct 31, 2020) |
| Receptions | 6 | THOMPCKINS, D. vs San Diego State (Oct 31, 2020) |
| | 6 | THOMPCKINS, D. at Nevada (Nov 05, 2020) |
| Yards Receiving | 55 | THOMPCKINS, D. vs San Diego State (Oct 31, 2020) |
| TD Receptions | 1 | THOMPCKINS, D. vs San Diego State (Oct 31, 2020) |
| | 1 | MCGRIFF, Justin at Nevada (Nov 05, 2020) |
| Long Reception | 37 | THOMPCKINS, D. vs San Diego State (Oct 31, 2020) |
| Punts | 10 | KOTSANLEE, S. at Nevada (Nov 05, 2020) |
| Punting Avg | 42.5 | KOTSANLEE, S. at Nevada (Nov 05, 2020) |
| Long Punt | 56 | KOTSANLEE, S. vs San Diego State (Oct 31, 2020) |
| Punts inside 20 | 5 | KOTSANLEE, S. at Nevada (Nov 05, 2020) |
| Long Punt Return | 1 | NATHAN, Jordan at Nevada (Nov 05, 2020) |
| Long Kickoff Return | 30 | SCARVER, Savon at Nevada (Nov 05, 2020) |
| Tackles | 17 | VONGPHACHANH, A at Nevada (Nov 05, 2020) |
| Sacks | 1.0 | SHELTON, Elijah at Boise State (Oct 24, 2020) |
| | 1.0 | VONGPHACHANH, A at Boise State (Oct 24, 2020) |
| | 1.0 | REED, Jared at Nevada (Nov 05, 2020) |
| | 1.0 | HENINGER, Nick at Nevada (Nov 05, 2020) |
| | 1.0 | MOORE, Marcus at Nevada (Nov 05, 2020) |
| | 1.0 | VONGPHACHANH, A at Nevada (Nov 05, 2020) |
| Tackles For Loss | 2.0 | GILLIAM, Cash vs San Diego State (Oct 31, 2020) |
| | 2.0 | BOND, Shaq at Nevada (Nov 05, 2020) |

TEAM GAME HIGHS

| | | |
|------------------|------|-----------------------------------|
| Rushes | 43 | at Boise State (Oct 24, 2020) |
| Yards Rushing | 111 | at Boise State (Oct 24, 2020) |
| Yards Per Rush | 4.4 | at Nevada (Nov 05, 2020) |
| TD Rushes | 2 | at Boise State (Oct 24, 2020) |
| Pass attempts | 34 | at Nevada (Nov 05, 2020) |
| Pass completions | 18 | vs San Diego State (Oct 31, 2020) |
| Yards Passing | 112 | vs San Diego State (Oct 31, 2020) |
| Yards Per Pass | 3.6 | vs San Diego State (Oct 31, 2020) |
| TD Passes | 1 | vs San Diego State (Oct 31, 2020) |
| | 1 | at Nevada (Nov 05, 2020) |
| Total Plays | 70 | at Boise State (Oct 24, 2020) |
| Total Offense | 215 | vs San Diego State (Oct 31, 2020) |
| Yards Per Play | 3.8 | vs San Diego State (Oct 31, 2020) |
| Points | 13 | at Boise State (Oct 24, 2020) |
| Sacks By | 4 | at Nevada (Nov 05, 2020) |
| First Downs | 12 | at Boise State (Oct 24, 2020) |
| Penalties | 5 | at Nevada (Nov 05, 2020) |
| Penalty Yards | 52 | at Nevada (Nov 05, 2020) |
| Turnovers | 3 | vs San Diego State (Oct 31, 2020) |
| Punts | 10 | at Nevada (Nov 05, 2020) |
| Punting Avg | 42.5 | at Nevada (Nov 05, 2020) |
| Long Punt | 56 | vs San Diego State (Oct 31, 2020) |
| Punts inside 20 | 5 | at Nevada (Nov 05, 2020) |
| Long Punt Return | 1 | at Nevada (Nov 05, 2020) |



OPPONENT INDIVIDUAL GAME HIGHS

| | | |
|---------------------|------|--|
| Rushes | 22 | BELL, Greg, vs San Diego State (Oct 31, 2020) |
| Yards Rushing | 157 | BELL, Greg, vs San Diego State (Oct 31, 2020) |
| TD Rushes | 1 | George HOLANI, at Boise State (Oct 24, 2020) |
| | 1 | A. VAN BUREN, at Boise State (Oct 24, 2020) |
| | 1 | Hank BACHMEIER, at Boise State (Oct 24, 2020) |
| | 1 | BELL, Greg, vs San Diego State (Oct 31, 2020) |
| | 1 | BYRD, Jordan, vs San Diego State (Oct 31, 2020) |
| | 1 | BELL, Chance, vs San Diego State (Oct 31, 2020) |
| | 1 | TAUA, Toa, at Nevada (Nov 05, 2020) |
| Long Rush | 73 | BYRD, Jordan, vs San Diego State (Oct 31, 2020) |
| Pass attempts | 52 | STRONG, Carson, at Nevada (Nov 05, 2020) |
| Pass completions | 36 | STRONG, Carson, at Nevada (Nov 05, 2020) |
| Yards Passing | 411 | STRONG, Carson, at Nevada (Nov 05, 2020) |
| TD Passes | 3 | Hank BACHMEIER, at Boise State (Oct 24, 2020) |
| | 3 | STRONG, Carson, at Nevada (Nov 05, 2020) |
| Long Pass | 54 | STRONG, Carson, at Nevada (Nov 05, 2020) |
| Receptions | 7 | Khalil SHAKIR, at Boise State (Oct 24, 2020) |
| | 7 | DOUBS, Romeo, at Nevada (Nov 05, 2020) |
| | 7 | TAUA, Toa, at Nevada (Nov 05, 2020) |
| Yards Receiving | 137 | DOUBS, Romeo, at Nevada (Nov 05, 2020) |
| TD Receptions | 3 | DOUBS, Romeo, at Nevada (Nov 05, 2020) |
| Long Reception | 54 | DOUBS, Romeo, at Nevada (Nov 05, 2020) |
| Field Goals | 2 | TALTON, Brandon, at Nevada (Nov 05, 2020) |
| Long Field Goal | 36 | TALTON, Brandon, at Nevada (Nov 05, 2020) |
| Punts | 4 | Joel VELAZQUEZ, at Boise State (Oct 24, 2020) |
| Punting Avg | 58.0 | KULJIAN, Tanner, vs San Diego State (Oct 31, 2020) |
| Long Punt | 71 | Joel VELAZQUEZ, at Boise State (Oct 24, 2020) |
| Punts inside 20 | 1 | Joel VELAZQUEZ, at Boise State (Oct 24, 2020) |
| | 1 | FREEM, Matt, at Nevada (Nov 05, 2020) |
| Long Punt Return | 7 | BYRD, Jordan, vs San Diego State (Oct 31, 2020) |
| Long Kickoff Return | 26 | BELL, Jamaal, at Nevada (Nov 05, 2020) |
| Tackles | 8 | Ezekiel NOA, at Boise State (Oct 24, 2020) |
| | 8 | HENLEY, Daiyan, at Nevada (Nov 05, 2020) |
| Sacks | 1.0 | Riley WHIMPEY, at Boise State (Oct 24, 2020) |
| | 1.0 | Shane IRWIN, at Boise State (Oct 24, 2020) |
| | 1.0 | D. OBICHERE, at Boise State (Oct 24, 2020) |
| | 1.0 | JOHNSON, Amir, at Nevada (Nov 05, 2020) |
| Tackles For Loss | 1.0 | Ezekiel NOA, at Boise State (Oct 24, 2020) |
| | 1.0 | Avery WILLIAMS, at Boise State (Oct 24, 2020) |
| | 1.0 | Kekaula KANIHO, at Boise State (Oct 24, 2020) |
| | 1.0 | Riley WHIMPEY, at Boise State (Oct 24, 2020) |
| | 1.0 | Shane IRWIN, at Boise State (Oct 24, 2020) |
| | 1.0 | D. OBICHERE, at Boise State (Oct 24, 2020) |
| | 1.0 | SKINNER, JL, at Boise State (Oct 24, 2020) |
| | 1.0 | BANKS, Keshawn, vs San Diego State (Oct 31, 2020) |
| | 1.0 | NEVES, Kahi, vs San Diego State (Oct 31, 2020) |
| | 1.0 | THOMAS, Cameron, vs San Diego State (Oct 31, 2020) |
| | 1.0 | JOHNSON, Amir, at Nevada (Nov 05, 2020) |
| Interceptions | 1 | Tyric LEBEAUF, at Boise State (Oct 24, 2020) |
| | 1 | SCOTT, Rashad, vs San Diego State (Oct 31, 2020) |
| | 1 | LAKALAKA, S., vs San Diego State (Oct 31, 2020) |

OPPONENT TEAM GAME HIGHS

| | | |
|------------------|------|-----------------------------------|
| Rushes | 53 | vs San Diego State (Oct 31, 2020) |
| Yards Rushing | 407 | vs San Diego State (Oct 31, 2020) |
| Yards Per Rush | 7.7 | vs San Diego State (Oct 31, 2020) |
| TD Rushes | 3 | at Boise State (Oct 24, 2020) |
| | 3 | vs San Diego State (Oct 31, 2020) |
| Pass attempts | 54 | at Nevada (Nov 05, 2020) |
| Pass completions | 37 | at Nevada (Nov 05, 2020) |
| Yards Passing | 421 | at Nevada (Nov 05, 2020) |
| Yards Per Pass | 8.7 | at Boise State (Oct 24, 2020) |
| TD Passes | 3 | at Boise State (Oct 24, 2020) |
| | 3 | at Nevada (Nov 05, 2020) |
| Total Plays | 82 | at Nevada (Nov 05, 2020) |
| Total Offense | 570 | vs San Diego State (Oct 31, 2020) |
| Yards Per Play | 7.1 | vs San Diego State (Oct 31, 2020) |
| Points | 42 | at Boise State (Oct 24, 2020) |
| Sacks By | 3 | at Boise State (Oct 24, 2020) |
| First Downs | 30 | vs San Diego State (Oct 31, 2020) |
| Penalties | 10 | at Nevada (Nov 05, 2020) |
| Penalty Yards | 74 | at Nevada (Nov 05, 2020) |
| Interceptions By | 2 | vs San Diego State (Oct 31, 2020) |
| Punts | 5 | at Boise State (Oct 24, 2020) |
| Punting Avg | 58.0 | vs San Diego State (Oct 31, 2020) |
| Long Punt | 71 | at Boise State (Oct 24, 2020) |
| Punts inside 20 | 1 | at Boise State (Oct 24, 2020) |
| | 1 | at Nevada (Nov 05, 2020) |
| Long Punt Return | 7 | vs San Diego State (Oct 31, 2020) |



GAME-BY-GAME STARTERS

OFFENSE

| | LT | LG | OC | RG | RT | RB | WR | WR/TE* | WR | WR | QB |
|-------------------|---------|----------|----------|------|-------|------------|---------|--------|-----------|---------|---------|
| at Boise State | Edwards | Koch | Ali'ifua | Shaw | South | Warren | Nathan | Manu* | Thompkins | McGriff | Shelley |
| San Diego State | Edwards | Koch | Ali'ifua | Shaw | South | Henry-Cole | Scarver | Manu* | Thompkins | McGriff | Shelley |
| at Nevada | Edwards | Ali'ifua | Alo | Shaw | Koch | Henry-Cole | Nathan | Wright | Thompkins | McGriff | Shelley |
| Fresno State | | | | | | | | | | | |
| at Wyoming | | | | | | | | | | | |
| New Mexico | | | | | | | | | | | |
| Air Force | | | | | | | | | | | |
| at Colorado State | | | | | | | | | | | |

DEFENSE

| | DL | DL | DL | OLB | ILB | ILB | CB/LB* | CB | S | S | CB |
|-------------------|------|-------------|----------|----------|---------------|--------------|--------------|---------|------|-------------|---------|
| at Boise State | Te'i | Fata | Moore | Heninger | Meitzenheimer | Gilliam | Grayson | Lampkin | Bond | Green | Jackson |
| San Diego State | Te'i | Fata | Moore | Heninger | Meitzenheimer | Gilliam | Vongphachanh | Lampkin | Bond | Lefeged Jr. | Jackson |
| at Nevada | Te'i | Motu'apuaka | Heninger | Shelton | Meitzenheimer | Vongphachanh | Grayson | Lampkin | Bond | Lefeged Jr. | Jackson |
| Fresno State | | | | | | | | | | | |
| at Wyoming | | | | | | | | | | | |
| New Mexico | | | | | | | | | | | |
| Air Force | | | | | | | | | | | |
| at Colorado State | | | | | | | | | | | |

GAME-BY-GAME STATISTICS

OFFENSE

| (att-yds-TD-LG) | Rushing | Passing (C-A-TD-YD-INT-LG) | Total Off. | FD | TO | Pen. | Punts | Time | Pts. |
|-------------------|-------------|----------------------------|-------------|----|----|------|--------|-------|------|
| at Boise State | 43-111-2-22 | 14-27-0-92-1-13 | 70-203-2-22 | 12 | 1 | 3-20 | 7-240 | 30:00 | 13 |
| San Deigo State | 25-103-0-19 | 18-31-1-112-2-37 | 56-215-1-37 | 11 | 3 | 3-32 | 7-285 | 21:31 | 7 |
| at Nevada | 25-109-0-20 | 16-34-1-101-0-20 | 59-210-1-20 | 11 | 0 | 5-52 | 10-425 | 23:16 | 9 |
| Fresno State | | | | | | | | | |
| at Wyoming | | | | | | | | | |
| New Mexico | | | | | | | | | |
| Air Force | | | | | | | | | |
| at Colorado State | | | | | | | | | |

DEFENSE

| (att-yds-TD-LG) | Rushing | Passing (C-A-TD-YD-INT-LG) | Total Off. | FD | TO | Pen. | Punts | Time | Pts. |
|-------------------|-------------|----------------------------|-------------|----|----|-------|-------|-------|------|
| at Boise State | 35-171-3-34 | 22-32-3-279-0-52 | 67-450-6-52 | 25 | 0 | 2-14 | 5-138 | 30:00 | 42 |
| San Deigo State | 53-407-3-73 | 18-27-2-163-0-29 | 80-570-5-73 | 30 | 0 | 6-50 | 1-58 | 37:10 | 38 |
| at Nevada | 28-121-1-60 | 37-54-3-421-0-54 | 82-542-4-60 | 27 | 0 | 10-74 | 3-131 | 36:44 | 34 |
| Fresno State | | | | | | | | | |
| at Wyoming | | | | | | | | | |
| New Mexico | | | | | | | | | |
| Air Force | | | | | | | | | |
| at Colorado State | | | | | | | | | |

RUSHING

| (att-yds-TD-LG) | Gentry | Henry-Cole | Makakona | Noa | Peasley | Shelley | Thompkins | Warren |
|-------------------|-----------|------------|----------|-----------|-----------|-----------|------------|------------|
| at Boise State | 0-0-0-0 | 3-4-0-3 | 0-0-0-0 | 6-15-0-5 | 1-2-0-2 | 9-4-0-13 | 1-(-3)-0-0 | 23-89-2-22 |
| San Diego State | 1-19-0-19 | 11-27-0-5 | 0-0-0-0 | 7-16-0-16 | 1-19-0-19 | 5-22-0-14 | 0-0-0-0 | 0-0-0-0 |
| at Nevada | 0-0-0-0 | 6-23-0-7 | 3-15-0-9 | 0-0-0-0 | 1-3-0-3 | 7-34-0-20 | 1-7-0-7 | 7-27-0-7 |
| Fresno State | | | | | | | | |
| at Wyoming | | | | | | | | |
| New Mexico | | | | | | | | |
| Air Force | | | | | | | | |
| at Colorado State | | | | | | | | |



**PASSING****(c-a-i-yds-TD-LG)****Shelley****Peasley**

| | | |
|-------------------|-----------------|--------------|
| at Boise State | 14-27-1-92-0-13 | 0-0-0-0-0-0 |
| San Diego State | 13-21-1-88-1-37 | 5-9-1-24-0-8 |
| at Nevada | 15-27-0-96-1-20 | 1-7-0-5-0-5 |
| Fresno State | | |
| at Wyoming | | |
| New Mexico | | |
| Air Force | | |
| at Colorado State | | |

RECEIVING**(no-yds-TD-LG)****Gentry****Henry-Cole****McGriff****Lane****Makakona****Mortenson****Nathan****Scarver****Terrell****Thompkins****Wright**

| | | | | | | | | | | | |
|-------------------|------------|---------|-----------|---------|----------|---------|---------|---------|-----------|-----------|-----------|
| at Boise State | 0-0-0-0 | 0-0-0-0 | 5-37-0-13 | 0-0-0-0 | 0-0-0-0 | 1-1-0-1 | 2-7-0-7 | 0-0-0-0 | 0-0-0-0 | 5-37-0-13 | 2-18-0-12 |
| San Diego State | 1-(-4)-0-0 | 1-4-0-4 | 4-27-0-8 | 2-9-0-5 | 0-0-0-0 | 0-0-0-0 | 1-5-0-5 | 2-7-0-4 | 0-0-0-0 | 6-55-1-37 | 1-9-0-9 |
| at Nevada | 0-0-0-0 | 0-0-0-0 | 2-24-1-20 | 0-0-0-0 | 2-12-0-9 | 0-0-0-0 | 1-6-0-6 | 1-9-0-9 | 1-10-0-10 | 6-30-0-10 | 1-4-0-4 |
| Fresno State | | | | | | | | | | | |
| at Wyoming | | | | | | | | | | | |
| New Mexico | | | | | | | | | | | |
| Air Force | | | | | | | | | | | |
| at Colorado State | | | | | | | | | | | |

Others: Warren (2-6-0-5 at NEV).**FIELD GOALS (underlined are good)****(made-att)****Coles**

| | |
|-------------------|----|
| at Boise State | NA |
| San Diego State | NA |
| at Nevada | NA |
| Fresno State | |
| at Wyoming | |
| New Mexico | |
| Air Force | |
| at Colorado State | |

PUNT RETURNS**(no-yds-TD-LG)****Nathan**

| | |
|-------------------|---------|
| at Boise State | 0-0-0-0 |
| San Diego State | 0-0-0-0 |
| at Nevada | 1-1-0-1 |
| Fresno State | |
| at Wyoming | |
| New Mexico | |
| Air Force | |
| at Colorado State | |

PUNTING**Kotsanlee****(no.-avg.-LG)****50+****In 20****In 10**

| | | | | |
|-------------------|------------|---|---|---|
| at Boise State | 7-34.3-39 | 0 | 1 | 0 |
| San Diego State | 7-40.7-56 | 1 | 3 | 1 |
| at Nevada | 10-42.5-52 | 1 | 5 | 3 |
| Fresno State | | | | |
| at Wyoming | | | | |
| New Mexico | | | | |
| Air Force | | | | |
| at Colorado State | | | | |

KICKOFF RETURNS**(no-yds-TD-LG)****Henry-Cole****Scarver****Thompkins**

| | | | |
|-------------------|-----------|-----------|-----------|
| at Boise State | 0-0-0-0 | 0-0-0-0 | 3-60-0-25 |
| San Diego State | 1-20-0-20 | 1-27-0-27 | 1-18-0-18 |
| at Nevada | 0-0-0-0 | 3-75-0-30 | 0-0-0-0 |
| Fresno State | | | |
| at Wyoming | | | |
| New Mexico | | | |
| Air Force | | | |
| at Colorado State | | | |



DEFENSIVE TACKLES (S-A-Total)

| Defensive Line | Bannerman | Fata | Hansen | Moore | Motu'apuaka | Pitcher | Te'i | Vakauta |
|-----------------------|------------------|-------------|---------------|--------------|--------------------|----------------|-------------|----------------|
| at Boise State | 1-0-1 | 3-0-3 | 0-0-0 | 6-1-7 | 1-0-1 | 0-0-0 | 2-0-2 | 0-0-0 |
| San Diego State | 1-0-1 | 2-1-3 | 0-0-0 | 3-2-5 | 1-2-3 | 1-0-1 | 0-3-3 | 0-0-0 |
| at Nevada | 0-0-0 | 0-0-0 | 0-1-1 | 1-0-1 | 0-0-0 | 0-1-1 | 1-0-1 | 0-1-1 |
| Fresno State | | | | | | | | |
| at Wyoming | | | | | | | | |
| New Mexico | | | | | | | | |
| Air Force | | | | | | | | |
| at Colorado State | | | | | | | | |

| Linebackers | Gilliam | Heninger | Hola | Meitzenheimer | Shelton | Vaifo'ou | Vongphachanh |
|--------------------|----------------|-----------------|-------------|----------------------|----------------|-----------------|---------------------|
| at Boise State | 5-3-8 | 2-0-2 | 1-0-1 | 5-3-8 | 1-0-1 | 0-0-0 | 2-0-2 |
| San Diego State | 2-9-11 | 2-6-8 | 0-0-0 | 1-5-6 | 1-0-1 | 0-0-0 | 2-3-5 |
| at Nevada | 0-1-1 | 2-2-4 | 0-0-0 | 3-2-5 | 3-2-5 | 1-1-2 | 10-7-17 |
| Fresno State | | | | | | | |
| at Wyoming | | | | | | | |
| New Mexico | | | | | | | |
| Air Force | | | | | | | |
| at Colorado State | | | | | | | |

| Secondary | Anyanwu | Bond | Carter | Grayson | Green | Jackson | Lampkin | Lefeged Jr. | Reed | Steele | Tatum |
|-------------------|----------------|-------------|---------------|----------------|--------------|----------------|----------------|--------------------|-------------|---------------|--------------|
| at Boise State | 0-0-0 | 3-1-4 | 0-0-0 | 1-1-2 | 4-2-6 | 4-2-6 | 2-1-3 | 0-0-0 | 0-0-0 | 1-0-1 | 0-0-0 |
| San Diego State | 0-0-0 | 9-3-12 | 0-1-1 | 0-0-0 | 0-0-0 | 3-0-3 | 4-0-4 | 8-1-9 | 0-0-0 | 1-0-1 | 0-0-0 |
| at Nevada | 0-1-1 | 8-2-10 | 1-0-1 | 1-0-1 | 0-0-0 | 5-2-7 | 4-2-6 | 2-2-4 | 3-2-5 | 0-0-0 | 1-0-1 |
| Fresno State | | | | | | | | | | | |
| at Wyoming | | | | | | | | | | | |
| New Mexico | | | | | | | | | | | |
| Air Force | | | | | | | | | | | |
| at Colorado State | | | | | | | | | | | |

DEFENSIVE SPECIAL PLAYS

| Opponent | Sacks | Int. | FF | FR | PBU | QBH |
|-----------------|---|-------------|-----------|-----------|------------|------------|
| at Boise State | Vongphachanh (1.0), Shelton (1.0), Gilliam (0.5), Meitzenheimer (0.5) | None | None | None | Lampkin | None |

| | | | | | | |
|-----------------|---------------------------|------|------|------|-----------------------|------------------------|
| San Diego State | Gilliam (0.5), Te'i (0.5) | None | None | None | Bond (2), Jackson (2) | Moore (1), Jackson (1) |
|-----------------|---------------------------|------|------|------|-----------------------|------------------------|

| | | | | | | |
|-----------|--|------|----------|------|-------------|--|
| at Nevada | Vongphachanh (1.0), Reed (1.0), Heninger (1.0) Moore (1.0) | None | Heninger | None | Lefeged Jr. | |
|-----------|--|------|----------|------|-------------|--|

Fresno State

at Wyoming

New Mexico

Air Force

at Colorado State

* = TD





2020 UTAH STATE MISCELLANEOUS STATS

UTAH STATE SCORING DRIVES

| Opp. | Qtr | Pl-Yds | Time | Score |
|------|-----|--------|------|----------------------|
| BSU | 3 | 16-80 | 6:42 | Warren 1-yd run |
| BSU | 4 | 6-21 | 2:47 | Warren 2-yd run |
| SDSU | 2 | 8-73 | 1:01 | Thompkins 37-yd pass |
| NEV | 1 | 8-61 | 2:53 | McGriff 4-yd pass |

Non-Offensive Scores

| Opp. | Qtr | Score |
|------|-----|----------------------|
| NEV | 1 | Safety, Vongphachanh |

OPPONENT SCORING DRIVES

| Opp. | Qtr | Pl-Yds | Time | Score |
|------|-----|--------|------|------------|
| BSU | 1 | 9-79 | 3:56 | 1-yd run |
| BSU | 2 | 1-52 | 0:08 | 52-yd pass |
| BSU | 2 | 9-65 | 4:45 | 6-yd run |
| BSU | 2 | 10-66 | 1:59 | 17-yd pass |
| BSU | 4 | 7-83 | 3:22 | 18-yd pass |
| BSU | 4 | 6-37 | 3:07 | 5-yd run |
| SDSU | 1 | 6-52 | 2:34 | 15-yd pass |
| SDSU | 2 | 12-77 | 4:17 | 28-yd FG |
| SDSU | 3 | 10-75 | 5:04 | 6-yd run |
| SDSU | 3 | 6-68 | 2:54 | 27-yd run |
| SDSU | 4 | 11-82 | 5:55 | 29-yd pass |
| SDSU | 4 | 6-99 | 3:18 | 73-yd pass |
| NEV | 1 | 6-74 | 5:32 | 42-yd pass |
| NEV | 2 | 11-64 | 3:48 | 3-yd pass |
| NEV | 2 | 6-81 | 2:20 | 54-yd pass |
| NEV | 3 | 6-77 | 2:33 | 15-yd run |
| NEV | 3 | 8-71 | 3:54 | 36-yd FG |
| NEV | 4 | 14-63 | 6:23 | 26-yd FG |

Opponent Non-Offensive Scores

| Opp. | Qtr | Score |
|------|-----|-------|
|------|-----|-------|

AVERAGE FIELD POSITION

| Utah State | Opponent |
|------------|----------|
| BSU | Own 28 |
| SDSU | Own 25 |
| NEV | Own 31 |
| FS | |
| WYO | |
| UNM | |
| AFA | |
| CSU | |

USU Drive Start Position/Result

(-20 = inside or at own 20-yard line;
50+=drives started on other side of 50 - in
opponent territory)

| | -20 | TD | FG | 50+ | TD | FG |
|------|-----|----|----|-----|----|----|
| BSU | 4 | 1 | 0 | 2 | 1 | 0 |
| SDSU | 2 | 0 | 0 | 0 | 0 | 0 |
| NEV | 1 | 0 | 0 | 1 | 0 | 0 |
| FS | | | | | | |
| WYO | | | | | | |
| UNM | | | | | | |
| AFA | | | | | | |
| CSU | | | | | | |

Opp. Start Position/Result

(-20 = inside or at own 20-yard line;
50+=drives started on other side of 50 - in
opponent territory)

| | -20 | TD | FG | 50+ | TD | FG |
|------|-----|----|----|-----|----|----|
| BSU | 3 | 1 | 0 | 2 | 1 | 0 |
| SDSU | 3 | 2 | 1 | 1 | 0 | 0 |
| NEV | 6 | 0 | 1 | 0 | 0 | 0 |
| FS | | | | | | |
| WYO | | | | | | |
| UNM | | | | | | |
| AFA | | | | | | |
| CSU | | | | | | |

DRIVE CHARTS

| | Drives | Scores | TD | FG | Punt | TO | Downs | Half | Safety | Scoring Pct. |
|------------|--------|--------|----|----|------|----|-------|------|--------|--------------|
| Utah State | 35 | 4 | 4 | 0 | 24 | 4 | 2 | 1 | 0 | 11.4% |
| Opponent | 35 | 18 | 15 | 3 | 9 | 0 | 2 | 3 | 1 | 51.4% |



MW POW NOMINEES

| | Offense | Defense | Special |
|------|-----------|--------------|-----------|
| BSU | Warren | Gilliam | Kotsanlee |
| SDSU | Thompkins | Bond | Kotsanlee |
| NEV | Shelley | Vongphachanh | Kotsanlee |
| FS | | | |
| WYO | | | |
| UNM | | | |
| AFA | | | |
| CSU | | | |

Underline = 2020 winner

RED ZONE

| | Utah State | | | Opponent | | |
|------|------------|----|----|----------|----|----|
| | # | TD | FG | # | TD | FG |
| BSU | 2 | 2 | 0 | 5 | 5 | 0 |
| SDSU | 0 | 0 | 0 | 4 | 2 | 1 |
| NEV | 1 | 1 | 0 | 4 | 2 | 2 |
| FS | | | | | | |
| WYO | | | | | | |
| UNM | | | | | | |
| AFA | | | | | | |
| CSU | | | | | | |

USU - 3 Poss., 3 Scores (100.0%)

Opp - 13 Poss., 12 Scores (92.0%)

POINTS OFF TURNOVERS

| | Utah State | | | Opponent | | |
|------|------------|----|----|----------|----|----|
| | # | TD | FG | # | TD | FG |
| BSU | 0 | 0 | 0 | 1 | 0 | 0 |
| SDSU | 0 | 0 | 0 | 3 | 0 | 0 |
| NEV | 0 | 0 | 0 | 0 | 0 | 0 |
| FS | | | | | | |
| WYO | | | | | | |
| UNM | | | | | | |
| AFA | | | | | | |
| CSU | | | | | | |

USU - 0 TO, 0 Scores (00.0%)

Opp. - 4 TOs, 0 Scores (00.0%)

SCORE BY QUARTERS

| | Utah State | Opponent |
|------|------------|--------------|
| BSU | 0-0-7-6=13 | 7-21-0-14=42 |
| SDSU | 0-7-0-0=7 | 7-3-14-14=38 |
| NEV | 9-0-0-0=9 | 7-14-10-3=34 |
| FS | | |
| WYO | | |
| UNM | | |
| AFA | | |
| CSU | | |

USU - 9-7-7-6=29

Opp. - 21-38-24-31=114

EXPLOSIVES

(20-Plus Yard Plays)

| | Utah State | | | Opponent | | |
|---------------|------------|----------|----------|----------|----------|----------|
| | Run | Pass | TD | Run | Pass | TD |
| BSU | 1 | 0 | 0 | 1 | 1 | 1 |
| SDSU | 0 | 1 | 1 | 5 | 1 | 3 |
| NEV | 1 | 1 | 0 | 1 | 5 | 2 |
| FS | | | | | | |
| WYO | | | | | | |
| UNM | | | | | | |
| AFA | | | | | | |
| CSU | | | | | | |
| Totals | 2 | 2 | 1 | 7 | 7 | 6 |

INDIVIDUAL EXPLOSIVES

(20-Plus Yard Plays)

(Touchdowns Underlined)

Rushing (2)

Shelley (1): 20

Warren (1): 22

Receiving (2)

McGriff (1): 20

Thompkins (1): 37



UTAH STATE...

OFFENSE

- **200 Yards Rushing** - 244 vs. Nevada, 2019
- **300 Yards Rushing** - 325 vs. Stony Brook, 2019
- **400 Yards Rushing** - 426 at Hawai'i, 2018
- **300 Yards Passing** - 317 vs. Kent State, 2019
- **400 Yards Passing** - 416 at Wake Forest, 2019
- **500 Yards Passing** - 516 vs. New Mexico, 2018
- **500 Yards Total Offense** - 506 vs. Kent State, 2019
- **More Than 600 Yards Total Offense** - 717 vs. Stony Brook, 2019
- **40 Points** - 41 vs. Kent State, 2019
- **50 Points** - 52 vs. North Texas, 2018
- **60 Points** - 62 vs. Stony Brook, 2019
- **70 Points** - 73 vs. Tennessee Tech, 2018
- **Safety By USU** - AT NEVADA, 2020

UTAH STATE INDIVIDUAL

- **100 Yards Rushing** - 19-113, TD, Gerold Bright at New Mexico, 2019
- **200 Yards Rushing** - 18-208, 3 TD, Devante Mays vs. Weber State, 2016
- **100 Yards Rushing by a Quarterback** - 16-191, 1 TD, Kent Myers vs. Colorado State, 2015
- **Two Players with 100 Yards Rushing** - Darwin Thompson (13-141, 3TD) and Gerold Bright (16-121, 3TD) at Hawai'i, 2018
- **300 Yards Passing** - 317 (30-39-1, 3 TD), Jordan Love vs. Kent State, 2019
- **400 Yards Passing** - 416 (33-48-3, 3 TD), Jordan Love at Wake Forest, 2019
- **Three TD Passes** - Jordan Love vs. Kent State, 2019
- **Four TD Passes** - Jordan Love vs. North Texas, 2018
- **Five or More TD Passes** - 5, Jordan Love vs. SJSU, 2018
- **Two Players with 100 Yards Passing** - Chuckie Keeton (14-for-25, 114) and Kent Myers (14-for-20, 123) vs. Akron, 2015
- **100 Yards Receiving** - 7-113, 2 TD, Siaosia Mariner vs. Kent State, 2019
- **200 Yards Receiving** - 11-221, Kevin Curtis at South Florida, 2001
- **Two Players with 100 Yards Receiving** - 6-151, TD, Jalen Greene vs. North Texas, 2018; 2-109, 2 TD, Aaren Vaughns vs. North Texas, 2018
- **100 Yards Receiving by a Running Back** - 4-115, 2 TD, Darwin Thompson vs. SJSU, 2018
- **100 Yards Rushing and Receiving** - 140 rush, 155 rec., Darwin Thompson vs. SJSU, 2018
- **200 Yards All-Purpose** - 255, Darwin Thompson vs. SJSU, 2018
- **More Than Two Rushing TDs In One Game** - 3, Darwin Thompson AND Gerold Bright at Hawai'i, 2018
- **More Than Three Rushing TDs In One Game** - 4, Robert Turbin vs. Colorado State, 2011
- **More Than One Receiving TD In One Game** - 2, Ron'quavion Tarver vs. UNLV, 2018
- **More Than Three Combined TDs In One Game** - 4, Joey DeMartino (3 rush, 1 rec), at New Mexico, 2013
- **TD Pass By A Non-QB** - 29, Aaren Vaughns (WR), vs. Wyoming, 2017
- **80-Yard Run For A Touchdown** - 80, Justen Hervey vs. Weber State, 2016
- **80-Yard Pass For A Touchdown** - 80, Siaosi Mariner from Jordan Love vs. Wyoming, 2019
- **50-Yard Field Goal** - 51 (3), Dominik Eberle vs. New Mexico State, 2018
- **Four or More Field Goals** - 4, Dominik Eberle vs. Wyoming, 2019
- **Kickoff Return For A Touchdown** - 100, Savon Scarver vs. Nevada, 2019
- **Punt Return For A Touchdown** - 45, Deven Thompkins vs. Stony Brook, 2019
- **20 or More Tackles** - 24, David Woodward at Wake Forest, 2019
- **Interception Return For A Touchdown** - 48, Shaq Bond at San Diego State, 2019
- **Fumble Return For A Touchdown** - 8, David Woodward vs. Colorado State, 2019
- **Kick Blocked For A Touchdown** - (PUNT) Deven Thompkins (BLOCK), Baron Gajkowski (TOUCHDOWN) vs. UNLV, 2018
- **Kick Blocked** - (FIELD GOAL) Hale Motu'apuaka, VS. SAN DIEGO STATE, 2020
- **Blocked Extra Point For A Conversion** - (BLOCK) David Moala, (RETURN) Torrey Green vs. Southern Utah, 2015
- **Two-Point Conversion** - (PASS) Darell Garretson to JoJo Natson vs. Northern Illinois, 2013
- **Safety** - AJ Vongphachanh, AT NEVADA, 2020

OPPONENT INDIVIDUAL

- **100 Yards Rushing** - 12-107, TD, TOA TAUVA (AT NEVADA), 2020
- **200 Yards Rushing** - 37-200, Alex Mattison (at Boise State), 2018
- **Two Players With 100 Yards Rushing** - 25-138, TD, Nico Evans; 19-100, Sean Chambers (at Wyoming), 2018
- **300 Yards Passing** - 27-38-1, 344, 5 TD, Joe Burrow (at LSU), 2019
- **400 Yards Passing** - 36-52-0, 411, 3 TD, CARSON STRONG (AT NEVADA), 2020
- **100 Yards Receiving** - 7-137, 3 TD, ROMEO DOUBS (AT NEVADA), 2020
- **200 Yards Receiving** - 7-209, 2 TD, Tre Walker (vs. SJSU), 2018
- **Two Players With 100 Yards Receiving** - Mitch Mathews 8-117, TD; Jordan Leslie 4-135 (BYU), 2014
- **Three Players With 100 Yards Receiving** - C.J. Hawthorne, 9-116 TD; J. Rivers 7-130 TD; and R. Grice-Mullen, 5-113 (Hawai'i), 2007
- **80-Yard Run For A Touchdown** - 92, Demarco Murray (Oklahoma), 2007
- **80-Yard Pass For A Touchdown** - 86, Lamar Jordan to Delane Hart-Johnson (New Mexico), 2015
- **50-Yard Field Goal** - 57, Jake Koehnke (at Air Force), 2019
- **Kickoff Return For A Touchdown** - 100, Jason Huntley (vs. New Mexico State), 2017
- **Punt Return For A Touchdown** - 74, Avery Williams (vs. Boise State), 2019
- **Interception Return For A Touchdown** - 15, Jalen Walker (vs. Boise State), 2019
- **Fumble Return For A Touchdown** - 52, Michael Shelton (at BYU), 2016

OPPONENT...


DEFENSE

- **200 Yards Rushing** - 252 vs. Kent State, 2019
- **300 Yards Rushing** - 323 vs. Air Force, 2018
- **400 Yards Rushing** - 407 VS. SAN DIEGO STATE, 2020
- **300 Yards Passing** - 353 at LSU, 2019
- **400 Yards Passing** - 421 AT NEVADA, 2020
- **500 Yards Passing** - 505 at Texas Tech, 2000
- **500 Yards Total Offense** - 542 AT NEVADA, 2020
- **More Than 600 Yards Total Offense** - 601 at LSU, 2019
- **40 Points** - 42 AT BOISE STATE, 2020
- **50 Points** - 51 vs. Kent State, 2019
- **60 Points** - 66 at Oregon, 2008
- **70 Points** - 70 at Fresno State, 2001
- **Safety Against USU** - vs. New Mexico, 2018




/// NEW FACILITIES AT UTAH STATE OVER THE LAST 10 YEARS ///

• Over the last decade, Utah State Athletics has focused on improving its infrastructure and now has some of the best facilities not only in the Mountain West, but in the Western United States, with the additions of the Jim & Carol Laub Athletics-Academics Complex, the ICON Sports Performance Center, the Wayne Estes Center and the West Stadium Center at Maverik Stadium.




WEST STADIUM CENTER AT MAVERIK STADIUM

Completed in August of 2016, the \$36 million, 85,000 square-foot West Stadium Center is a new four-story premium seating and press box structure inside Maverik Stadium. The structure includes a state-of-the-art media and game operations area, 20 luxury suites, 20 loge boxes, over 700 covered club seats and a premium club area that will also be used to host a student-athlete training table. Renovations to Maverik Stadium in 2016 also included new video boards on both the north and south ends of the stadium, and a new public address system.



WAYNE ESTES CENTER

Completed in May of 2014, the \$9.7 million, 32,000 square-foot Wayne Estes Center is a basketball practice facility and volleyball competition venue that contains two regulation-size basketball courts and a regulation-size volleyball competition court with chair-back seating for 1,400 fans, along with a training room and in-season strength and conditioning area. Office space for both men's and women's basketball and volleyball is also included in the facility, as well as a locker room and film room for volleyball. Ticketing and concession services are also available on Game Days. Located inside the foyer of the Wayne Estes Center is a visual tribute of the building's namesake.



ICON SPORTS PERFORMANCE CENTER

Completed in June of 2013, Utah State's \$6.5 million, 26,329 square-foot ICON Sports Performance Center features areas for weight training, cardiovascular workouts and speed and agility training, as well as offices for staff. Built on existing university property at the northwest corner of Maverik Stadium, the state-of-the-art multi-level facility alleviated overcrowding in the previous 5,800 square-foot strength and conditioning center and accommodates over 400 student-athletes from 16 sports programs.



JIM & CAROL LAUB ATHLETICS-ACADEMICS COMPLEX

Completed in September of 2008, Utah State's \$12 million, three-story, 69,000 square-foot, Jim and Carol Laub Athletics-Academics Complex is a state-of-the-art multi-purpose facility that meets all of the athletic and academic needs of Utah State's 16 sports and 400-plus student-athletes. Within the facility, is the 11,000 square-foot Dale Mildenberger Sports Medicine Complex and Dr. John Worley Sports Medicine Research Center, the Steve Mothersell Athletics Hall of Honor and the 7,000 square-foot J. Ken "Kenny" Seamons Equipment Room. Also located on the first floor are locker rooms for football. The second floor houses coaches' offices and meeting rooms for football, including a 120-seat auditorium, and the student-athlete academics center is located on the third floor, which includes numerous study hall and tutor areas, a computer lab and the Dr. Randall and Julianne Stockham Student-Athlete Academics Hall of Honor.