

UTAH STATE

WOMEN'S BASKETBALL



2018-19 SCHEDULE

10-12 Overall, 5-6 MW

5-6 Home / 5-4 Away / 0-2 Neutral

November (2-5)

2	WESTMINSTER ^	W, 77-56
6	at Washington State	W, 72-61
9	NORTHERN NEW MEXICO COLLEGE	W, 106-35
14	No. 3 OREGON	L, 58-88
20	BYU	L, 57-62 (OT)
23	vs. USC #	L, 46-55
25	vs. Colorado #	L, 68-78
28	at Portland	L, 54-61

December (3-1)

5	at UTSA	W, 62-56
8	at North Texas	W, 57-41
15	UTAH VALLEY	W, 67-62
22	LONG BEACH STATE	L, 48-50

January (5-3)

2	NEVADA*	W, 79-76 (20T)
5	at Air Force*	W, 48-44
9	at Fresno State*	L, 59-70
12	WYOMING*	W, 50-42
16	SAN JOSÉ STATE*	W, 82-49
19	at Colorado State*	W, 72-53
26	NEW MEXICO*	L, 64-68
30	at San José State*	L, 59-68

February (0-3)

2	at UNLV*	L, 56-77
6	FRESNO STATE*	L, 53-64
9	SAN DIEGO STATE*	L, 54-56
13	at Wyoming*	6:30 p.m.
16	AIR FORCE*	2 p.m.
20	at New Mexico*	7 p.m.
23	BOISE STATE*	2 p.m.
27	at San Diego State*	7:30 p.m.

March

2	at Nevada*	2 p.m.
4	COLORADO STATE*	7 p.m.

2018-19 Mountain West Championship Las Vegas, Nev.

March 10	First Round	TBA
March 11	Quarterfinals	TBA
March 12	Semifinals	TBA
March 13	Championship	TBA

^ Exhibition game

Nugget Classic (Reno, Nev.)

* Mountain West game

Home games in **BOLD CAPS**

All times Mountain

GAME 23: at Wyoming (14-5, 7-3 MW)



TEAM INFORMATION

Location	Laramie, Wyo.
Enrollment	13,992
Conference	Mountain West
2018-19 Record	14-5, 7-3 MW Mountain West
2017-18 Record	22-11, 13-5 Mountain West
Head Coach	Joe Legerski
School Record/Years	303-182 (16)
Career Record/Years	303-182 (16)

TEAM LEADERS

Points	Marta Gomez (Sr., F), 15.5 ppg
Rebounds	Bailee Cotton (Sr., F), 8.9 rpg
Assists	Karla Erjavec (Fr., G), 3.8 apg
Blocks	Bailee Cotton (Sr., F), 0.9 bpg
Steals	Karla Erjavec (Fr., G), 1.3 spg

THE GAME

Date	Wednesday, Feb. 13
Time	6:30 p.m.
Location	Laramie, Wyo.
Arena	Arena Auditorium
Broadcast	MWV
Radio	92.3 KBLU

THE SERIES

All-Time	USU trails, 9-20
First Meeting	01/25/75
In Logan	5-10
In Laramie	4-10
Neutral	0-0
Current Win Streak	1
Last Meeting	01/12/19

GAME 24: AIR FORCE (8-14, 4-7 MW)



TEAM INFORMATION

Location	USAFA, Colo.
Enrollment	4,000
Conference	Mountain West
2018-19 Record	8-14, 4-7 Mountain West
2017-18 Record	6-25, 5-13 Mountain West
Head Coach	Chris Gobrecht
School Record/Years	19-92 (4)
Career Record/Years	561-566 (39)

TEAM LEADERS

Points	Kaelin Immel (So., G), 12.9 ppg
Rebounds	Kassady Huffman (Jr., F), 6.6 rpg
Assists	Briana Autrey (Fr., G), 2.0 apg
Blocks	Kassady Huffman (Jr., F), 1.1 bpg
Steals	Briana Autrey (Fr., G), 1.6 spg
	Haley Jones (Fr., G), 1.6 spg

THE GAME

Date	Saturday, Feb. 16
Time	2 p.m. (MT)
Location	Logan, Utah
Arena	Dee Glen
Broadcast	Smith Spectrum
Radio	MWV
	92.3 KBLU

THE SERIES

All-Time	USU leads, 10-4
First Meeting	12/04/04
In Logan	5-1
In Colorado Springs	4-2
Neutral	1-1
Current Win Streak	1
Last Meeting	01/05/19

AGGIE TIP-OFF

Utah State women's basketball (10-12, 5-6 Mountain West) continues conference play by taking on Wyoming (14-5, 7-3 MW) in Laramie, Wyo., on Wednesday, Feb. 13, at 6:30 p.m. The Aggies then return to the Dee Glen Smith Spectrum to host Air Force (8-14, 4-7 MW) on Saturday, Feb. 16, at 2 p.m.

SCOUTING THE COWGIRLS

Utah State trails Wyoming in the all-time series, 9-20, but the Aggies won the last match-up, 50-42, in January. So far this season, the Cowgirls are 14-5, including 7-3 in Mountain West play. Wyoming averages 71.5 points per game, while shooting 47.1 percent (505-of-1,073) from the field, 41.9 percent (155-of-370) from behind the arc and 73.8 percent (194-of-263) at the free throw line. Three Cowgirls average double figures in senior forward Marta Gomez (15.5 ppg), senior forward Bailee Cotton (11.4 ppg) and junior forward Taylor Rusk (10.4 ppg). Cotton also leads the team on the boards at 8.9 rebounds per game, while freshman guard Karla Erjavec leads in assists with 3.8 per game.

Defensively, Wyoming allows 59.1 points per game with opponents shooting 41.8 percent (431-of-1,030) from the field, 34.0 percent (98-of-288) from the 3-point line and 70.7 percent (162-of-229) at the free throw line. Cotton leads the team in blocks with 0.9 per game, while Erjavec leads in steals with 1.3 per game.

FOLLOW THE AGGIES



/USUWBB @USUWBBasketball @USUWBBasketball

Media Relations Contact: Ashley Springer

Office: (435) 797-8584

Cell: (509) 434-9644

Email: aspringer1@gmail.com

utahstateaggies.com

QUICK FACTS

Location..... Logan, Utah
 Nickname..... Aggies
 Colors..... Navy Blue, White, Pewter Grey
 Conference..... Mountain West
 Founded..... 1888
 Enrollment..... 28,118
 President..... Noelle E. Cockett
 VP & Athletics Director..... John Hartwell
 Arena..... Dee Glen Smith Spectrum
 Capacity..... 10,270
 Program Record..... 344-500
 Home Record..... 181-171*
 Road Record..... 116-283*
 Neutral Record..... 18-42*

*Information from 1972-73 seasons unavailable

2018-19 Record..... 10-12, 5-6 MW
 2017-18 Record..... 7-23, 5-13 MW
 Starters Returning/Lost..... 5/0
 Letterwinners Returning/Lost..... 10/2
 Newcomers..... 4






BASKETBALL STAFF

Head Coach..... Jerry Finkbeiner
 Alma Mater..... Southern Nazarene, '80
 Record at Utah State..... 89-120, Seventh Year
 Career Record..... 563-362, 30th Year
 Associate Head Coach..... Ben Finkbeiner, Fifth Year
 Assistant Coach..... Ashley Gill, First Year
 Assistant Coach..... Paris Johnson, First Year
 Director of Ops..... Cori Smith, First Year
 Office Phone..... (435) 797-8156

MEDIA RELATIONS

Associate Athletics Director for
 Media Relations..... Doug Hoffman
 Assistant Athletics Director for
 Media Relations..... Kyle Cottam
 Assistant Media Relations
 Coordinator..... Megan McCuistion
 Assistant Media Relations
 Coordinator..... Wade Denniston
 Media Relations
 Graduate Assistant..... Ashley Springer
 Office Phone..... (435) 797-8584
 Cell Phone..... (509) 434-9644
 Email..... aspringer1@gmail.com
 Media Relations Fax..... (435) 797-2615
 Courtside Phone..... (435) 797-3443
 Website..... UtahStateAggies.com
 Mailing Address..... 7400 Old Main Hill
 Logan, Utah 84322-7400

LAST GAME'S STARTERS

Guard	Guard	Guard	Forward	Forward
				
1 Eliza West	4 Steph Gorman	22 Rachel Brewster	5 Shannon Dufficy	12 Hailey Bassett
5-5 • Junior Mount Martha, Australia	5-10 • Freshman Wodonga, Australia	5-11 • Senior Melbourne, Australia	6-2 • Junior Preston, Australia	6-2 • Junior Layton, Utah
Points 4.3	Points 7.1	Points 7.3	Points 16.3	Points 9.5
Rebounds 2.9	Rebounds 2.3	Rebounds 3.5	Rebounds 10.4	Rebounds 4.5
FG% .311	FG% .335	FG% .383	FG% .448	FG% .503
3FG% .273	3FG% .333	3FG% .231	3FG% .323	3FG% .500
FT% .423	FT% .846	FT% .696	FT% .779	FT% .683

USU BENCH

#	Name	Yr.	Pos.	Ht.	ppg.	rpg.	FG%	3FG%	FT%
3	Olivia West	Jr.	G	5-6	8.3	1.5	.341	.296	.763
11	Lindsey Jensen-Baker	Jr.	G	5-9	3.0	1.0	.333	.000	1.000
14	Roxani Bountouka	Fr.	F	6-2	0.0	0.0	.000	.000	.000
15	Laura Daulton	So.	C	6-2	Redshirting 2018-19 Season				
24	Marlene Aniambossou	Jr.	F	6-1	3.5	2.5	.516	.000	.500
32	Emmie Harris	So.	G	5-10	3.3	1.7	.333	.357	.647
34	Emma Dudley	Fr.	F	6-1	0.8	1.1	.385	.000	.000
41	Taylor Franson	So.	F	6-1	Redshirting 2018-19 Season				
44	Deja Mason	Sr.	C	6-4	2.1	4.4	.400	.000	.667

SCOUTING THE FALCONS

Utah State leads Air Force, 10-4, in the all-time series, including a 48-44 victory in Colorado Springs, Colo., in January. This season, Air Force has a record of 8-14, including 4-7 in conference play. Air Force averages 61.2 point per game, while shooting 36.1 percent (475-of-1,317) from the field, 28.3 percent (97-of-343) from long range and 64.0 percent (300-of-469) at the free throw line. Three Falcons average in double figures in sophomore guard Kaelin Immel (12.9 ppg), freshman forward Riley Snyder (10.5 ppg) and freshman guard Briana Autrey (10.0 ppg). Junior forward Kassady Huffman leads the team in rebounds with 6.6 per game, while Autrey leads in assists with 2.0 per game.

Defensively, opponents average 66.1 points against Air Force, while shooting 42.3 percent (532-of-1,258) from the floor, 29.3 percent (82-of-280) from behind the 3-point line and 65.9 percent (309-of-469) at the free throw line. Huffman leads the team in blocks with 1.1 per game, while Autrey and freshman guard Haley Jones each average 1.6 steals per game.

DOUBLES FOR DAYS

Junior guard/forward **Shannon Dufficy** recorded her school-record ninth consecutive double-double with 13 points and 13 rebounds at San José State (Jan. 30). Dufficy has recorded a double-double in all but two conference games this season, averaging 18.4 points and 11.8 rebounds per game in Mountain West play.

DOUBLES FOR DAYS - PART II

Dufficy has recorded 14 double-doubles this season to rank first in the Mountain West and 13th in the nation. Dufficy averages a double-double at 16.3 points and 10.4 rebounds per game. Her 14 double-doubles are tied for second in program history in single-season double-doubles. **Sharon Epps** set the record of 17 in the 1981-82 season.

DOUBLES FOR DAYS - PART III

Dufficy has recorded 26 double-doubles in her Aggie career, which ranks third in school history. **Epps** holds the record with 31 career double-doubles.

NOT IN MY HOUSE

Utah State ranks second in the Mountain West and 41st in the nation in blocks per game with 4.5 per contest, and ranks 42nd in the nation in total blocks with 100. USU has had 16 games where at least one player has recorded multiple blocks. Two Aggies have blocked five or more shots in a game as junior guard/forward **Shannon Dufficy** had a career-high six blocks against Nevada (Jan. 2) and senior center **Deja Mason** had five against BYU (Nov. 20), which are tied for fourth and 10th in a single game, respectively.

SHARING IS CARING

The Aggies have dished out more assists than their opponents in 17 games this season. Junior guard **Eliza West** leads the team with a total of 112 dimes, which ranks third in the conference and 41st in the nation. E. West is ranked third in the league and 29th in the nation in assists per game, averaging 5.1 per contest.

GLASS EATER

Junior guard/forward **Shannon Dufficy** has pulled down at least five rebounds in all but one game this season, and has had 14 games collecting double-digit boards. She has led the team in rebounding in 14 of the last 16 games. Dufficy averages 10.4 rebounds per game to rank first in the Mountain West and 31st in the nation, and has totaled 228 rebounds this season to rank first in the conference and 33rd in the nation.

HAVEN'T SEEN THOSE NUMBERS SINCE 1983

Senior guard **Rachel Brewster** is one of four players in Utah State history to record 1,000 points and 500 rebounds after logging 1,176 career points and 515 career boards. The last Aggie to record those numbers was **Margaret Johns** in 1980-83.

I'LL TAKE THAT

Utah State has had at least one player record multiple steals in all but three games this season. Junior guard/forward **Shannon Dufficy** leads the team with 38 thefts on the season. Dufficy stole the ball a career-high six times against Long Beach State (Dec. 22), and is tied for fourth in the Mountain West in steals per game with an average of 1.8.

DROPPING POINTS ON THE MOUNTAIN

Junior guard/forward **Shannon Dufficy** has scored 20 or more points in six conference games this season, including a career-high 26 points against New Mexico (Jan. 26), and again at UNLV (Feb. 2). Junior guard/forward **Hailey Bassett** scored a career-high 27 points against Fresno State (Feb. 6), while junior guard **Olivia West** had a season-high 22 points against Nevada (Jan. 2).

CLIMBING THE RECORD BOOKS

Several Aggies are making their way up the USU career record books, including senior center **Deja Mason**, who is the all-time block leader with 174 career swats. Senior guard **Rachel Brewster**, junior guard/forward **Shannon Dufficy** and junior guard **Eliza West** have also found themselves advancing in various categories.

Points	Rebounds	Assists	Steals
3. J. McGahan 1977-80 1,353	1. J. McGahan 1977-80 895	1. J. Schlott 2011-14 436	8. E. Nelson 2012-15 161
4. Brenda House 1978-81 1,192	2. S. Dufficy 2017-pres. 727	2. E. West 2017-pres. 385	9. C. Garrison 1980-81 145
5. R. Brewster 2016-pres. 1,176	3. M. Johns 1980-83 665	3. T. Richards 2005-08 371	10. R. Brewster 2016-pres. 141

SHUTTING DOWN THE THREE

Utah State shut down Wyoming, which at the time was leading the nation in 3-point field goal percentage, behind the arc in its 50-42 victory (Jan. 12). Wyoming entered the game shooting 43.7 percent (111-of-254) from long range. The Aggies held the Cowgirls to a season-low 19.0 percent (4-of-21) from deep, and also held Wyoming to a season low from the field as the Cowgirls shot 32.7 percent (16-of-49) from the floor for a season-low 42 points.

CRASHING THE BOARDS

Utah State has outrebounded three opponents by more than 20 boards after outrebounding Northern New Mexico College by 23 (54-31), San José State by 21 (51-30) and Colorado State by 25 (45-20).

HELPING HAND

Junior guard **Eliza West** nearly tied Utah State's record in single-game assists against Utah Valley (Dec. 15). West dished out a career-high 13 assists to rank second all-time in single-game history and was just one dime shy of tying the school record of 14, set by **Corrina Poto** in 1982.

WINNING BIG

USU posted its largest margin of victory, 71, in program history in its 106-35 win over Northern New Mexico College (Nov. 9). The 106 points scored by the Aggies are the fourth-most in program history as USU has scored 110 points on three separate occasions.

AROUND THE LEAGUE



CURRENT STANDINGS

	Conference			Overall		
	W	L	Pct.	W	L	Pct.
Boise State	10	1	.909	19	3	.864
New Mexico	9	2	.818	19	3	.864
Fresno State	8	3	.727	15	7	.682
Wyoming	7	3	.700	14	5	.737
Utah State	5	6	.455	10	12	.455
UNLV	5	6	.455	7	15	.318
San Diego State	4	6	.400	9	12	.429
Air Force	4	7	.364	8	14	.364
Nevada	4	7	.364	8	14	.364
Colorado State	2	9	.182	8	14	.362
San José State	1	9	.100	2	19	.095

THIS WEEK'S GAMES

Wednesday, February 13

Utah State at Wyoming*	6:30 p.m.
UNLV at Air Force*	7 p.m.
Fresno State at Boise State*	7 p.m.
Colorado State at San Diego State*	7:30 p.m.
New Mexico at San José State*	8 p.m.

Saturday, February 16

San Diego State at Boise State*	2 p.m.
Air Force at Utah State*	2 p.m.
New Mexico at Fresno State*	3 p.m.
Wyoming at Nevada*	3 p.m.
San José State at UNLV*	4 p.m.

PRESEASON POLL

Rk.	Team (First-Place Votes)	Points
1	Boise State (19)	229
2	UNLV (4)	208
3	Fresno State	175
4	Wyoming	158
5	New Mexico	150
6	Colorado State	128
7	Nevada	115
8	UTAH STATE	86
9	San Diego State	64
10	Air Force	57
11	San Jose State	27



2018-19 Utah State Starters

Nov. 6	at Washington State	E. West	O. West	Brewster	Dufficy	Bassett (1)	(1-0)
Nov. 9	NNMC	E. West	O. West	Brewster	Dufficy	Bassett	(2-0)
Nov. 14	No. 3 OREGON	E. West	O. West	Brewster	Dufficy	Bassett	(2-1)
Nov. 20	BYU	E. West	O. West	Brewster	Dufficy	Bassett	(2-2)
Nov. 23	vs. USC	E. West	O. West	Brewster	Dufficy	Bassett	(2-3)
Nov. 25	vs. Colorado	E. West	Gorman	Harris	Dufficy	Mason (2)	(0-1)
Nov. 28	at Portland	E. West	Gorman	Harris	Dufficy	Mason	(0-2)
Dec. 5	at UTSA	E. West	Gorman	Harris	Dufficy	Mason	(1-2)
Dec. 8	at North Texas	E. West	Gorman	Harris	Dufficy	Mason	(2-2)
Dec. 15	UTAH VALLEY	E. West	Gorman	Harris	Dufficy	Mason	(3-2)
Dec. 22	LONG BEACH STATE	E. West	Gorman	Harris	Dufficy	Mason	(3-3)
Jan. 2	NEVADA	E. West	O. West	Brewster	Dufficy	Bassett	(3-3)
Jan. 5	at Air Force	E. West	O. West	Brewster	Dufficy	Bassett	(4-3)
Jan. 9	at Fresno State	E. West	O. West	Brewster	Dufficy	Bassett	(4-4)
Jan. 12	WYOMING	E. West	O. West	Brewster	Dufficy	Bassett	(5-4)
Jan. 16	SAN JOSÉ STATE	E. West	O. West	Brewster	Dufficy	Bassett	(6-4)
Jan. 19	at Colorado State	E. West	O. West	Brewster	Dufficy	Bassett	(7-4)
Jan. 26	NEW MEXICO	E. West	O. West	Gorman	Brewster	Dufficy (3)	(0-1)
Jan. 30	at San José State	E. West	O. West	Brewster	Dufficy	Bassett	(7-5)
Feb. 2	at UNLV	E. West	Harris	Brewster	Dufficy	Mason (4)	(0-1)
Feb. 6	FRESNO STATE	E. West	Gorman	Dufficy	Bassett	Mason (5)	(0-1)
Feb. 9	SAN DIEGO STATE	E. West	Gorman	Brewster	Dufficy	Bassett (6)	(0-1)
Feb. 13	at Wyoming						
Feb. 16	AIR FORCE						
Feb. 20	at New Mexico						
Feb. 23	BOISE STATE						
Feb. 27	at San Diego State						
March 2	at Nevada						
March 4	COLORADO STATE						

ASSOCIATED PRESS TOP 25 Week 15 – Feb. 11

Rank	Team (1st)	Record	Points
1	Baylor (22)	21-1	694
2	Louisville (3)	23-1	664
3	Oregon (3)	23-1	653
4	UConn	21-2	607
5	Mississippi State	22-1	596
6	Notre Dame	22-3	553
7	Maryland	22-2	522
8	Marquette	21-3	513
9	Oregon State	20-4	436
10	Stanford	19-4	423
11	South Carolina	17-5	403
12	NC State	21-2	400
13	Gonzaga	22-2	363
14	Iowa	19-5	329
15	Texas	19-5	294
16	Syracuse	18-5	277
17	Kentucky	19-5	206
18	Iowa State	18-5	205
19	Arizona State	16-6	202
20	Miami	21-5	186
21	Florida State	20-4	146
22	Texas A&M	18-5	126
23	Rutgers	17-6	105
24	Michigan State	16-6	65
25	South Dakota	22-3	42

Also receiving votes: Utah 32, UCF 26, Drake 8, UCLA 8, Rice 6, Missouri 3, **Boise State 2**, Minnesota 2, Ohio 1, South Dakota State 1, West Virginia 1

Bold - 2018-19 Opponent

USA TODAY COACHES POLL Week 14 – Feb. 5

Rank	Team (1st)	Record	Points
1	Baylor (27)	20-1	794
2	Louisville (3)	21-1	763
3	Oregon (1)	21-1	711
4	Notre Dame (1)	21-2	702
5	UConn	19-2	688
6	Mississippi State	21-1	661
7	Marquette	19-3	556
8	Maryland	20-2	553
9	NC State	21-1	527
10	Oregon State	19-3	519
11	Stanford	18-3	478
12	Gonzaga	21-2	411
13	South Carolina	16-5	350
14	Syracuse	17-4	348
15	Texas	18-5	331
16	Iowa	17-5	322
17	Kentucky	18-5	246
18	Arizona State	15-6	238
19	Florida State	19-3	218
20	Utah	18-3	196
21	Michigan State	16-5	179
22	Texas A&M	18-4	168
23	Iowa State	17-5	131
24	Rutgers	17-5	126
25	Miami	19-5	76

Also receiving votes: South Dakota 22, **New Mexico 18**, UCF 16, California 15, North Carolina 12, Drake 11, Missouri 8, DePaul 3, West Virginia 2, South Alabama 1

Bold - 2018-19 Opponent

UTAH STATE LAST GAME

Official Basketball Box Score -- Game Totals -- Final Statistics
San Diego State vs Utah State
02/09/19 2 p.m. at Logan, Utah (Dee Glen Smith Spectrum)

San Diego State 56 • 9-12, 4-6 MW

#	Player	Total			3-Ptr			Rebounds			PF	TP	A	T	Blk	Stl	Min
		FG	FGA	FT	FGA	FT	FTA	Off	Def	Tot							
1-5	DORNSTAUDER, Zayn	c	1-5	0-0	0-0	0-0	0-0	5	3	8	4	2	0	2	2	0	26
02	RAMOS, Sophia		3-9	3-5	1-2	1	2	3	3	10	4	4	1	1	1	33	
03	ADAMS, Mallory	g	1-1	1-1	4-6	0	10	10	3	7	0	0	0	0	0	30	
05	ADAMS, Tea	g	5-13	0-0	4-6	1	3	4	0	14	2	3	0	2	30		
08	MURRAY, Neja	g	3-8	3-5	2-2	0	2	2	2	11	3	4	0	3	35		
00	VILLA, Kennedy		0-1	0-0	0-0	1	0	1	2	0	2	1	0	1	9		
04	TERRY, Monique		0-0	0-0	0-0	0	0	0	0	0	0	1	0	1	3		
11	GOMEZ, Arantxa	g	1-4	0-1	4-4	2	3	5	1	6	0	0	0	0	12		
23	GOMEZ, Lorli		2-3	2-2	0-0	0	0	0	0	6	1	0	0	0	12		
34	VANDERDOES, Baylee		0-2	0-1	0-0	0	1	1	3	0	1	2	0	0	10		
Team								3	1	4							
Totals			16-46	9-15	15-20	13	25	38	18	56	12	18	3	8	200		

1st - FG %: 41.3 30.8% 2nd: 3-8 37.5% 3rd: 7-14 50.0% 4th: 2-11 18.2% Game: 16-46 34.8% Deadball Rebounds 3
3FG %: 4-7 57.1% 1-2 50.0% 3-4 75.0% 1-2 50.0% 9-15 60.0%
FT %: 0-0 0.0% 8-10 80.0% 0-0 0.0% 7-10 70.0% 15-20 75.0%

Utah State 54 • 10-12, 5-6 MW

#	Player	Total			3-Ptr			Rebounds			PF	TP	A	T	Blk	Stl	Min
		FG	FGA	FT	FGA	FT	FTA	Off	Def	Tot							
05	DUFFICY, Shannon	f	4-18	0-1	2-2	12	2	14	4	10	3	3	0	0	36		
12	BASSETT, Hailey	f	4-11	0-0	3-3	1	5	6	4	11	0	1	1	1	22		
01	WEST, Eliza	g	4-9	1-4	0-0	1	4	5	4	9	3	1	1	3	35		
04	GORMAN, Steph	g	2-8	1-6	0-0	1	2	3	1	5	2	2	0	1	24		
22	BREWSTER, Rachel	g	1-7	0-1	0-2	3	0	3	0	3	2	0	0	0	28		
03	WEST, Olivia		4-10	3-8	1-2	1	2	3	1	12	2	3	1	1	26		
24	ANIAMBOSOU, Marlen		0-1	0-0	0-0	2	0	2	1	0	1	0	1	2	1	5	
32	HARRIS, Emmie		0-0	0-0	0-0	0	1	1	0	0	1	1	0	0	3		
44	MASON, Deja		1-2	0-0	3-3	1	2	3	3	5	1	1	1	0	21		
Team								1	1	2							
Totals			20-66	5-20	12	23	29	42	18	54	15	13	6	7	200		

1st - FG %: 8-18 44.4% 2nd: 3-17 17.6% 3rd: 6-15 40.0% 4th: 3-16 18.8% Game: 20-66 30.3% Deadball Rebounds 1
3FG %: 1-4 25.0% 2-4 50.0% 0-4 0.0% 5-20 25.0%
FT %: 1-1 33.3% 1-2 50.0% 0-6 100.0% 1-2 50.0%

Officials: R: Penny Davis, UI: Kristen Bell, U2: Peter Contreras
Technical fouls: San Diego State-None. Utah State-None.
Attendance: 422

Score by periods	1st	2nd	3rd	4th	Total
San Diego State	12	15	17	12	56
Utah State	18	9	15	12	54

Last FG - SDSU 4th-04:13, US 4th-00:42.
Largest lead - SDSU by 10 3rd-03:17, US by 9 1st-07:18.
SDSU led for 19:13, US led for 14:23. Game was tied for 05:54.

LOGAN, Utah - Utah State women's basketball (10-12, 5-6 Mountain West) lost, 56-54, to San Diego State (9-12, 4-6 MW) in a game that came down to the final seconds Saturday afternoon in the Dee Glen Smith Spectrum.

Junior guard Olivia West led the Aggies with 12 points off the bench, while junior guard/forward Hailey Bassett had 11. Junior guard/forward Shannon Dufficy recorded her 14th double-double of the season with 14 rebounds, including 12 offensive boards, and 10 points.

Utah State had the hot hand to start the first quarter after opening the stanza with a 9-0 run after a trey from freshman guard Steph Gorman, jumpers from senior guard Rachel Brewster and Bassett, and a layup from Dufficy. SDSU hit a couple of threes to trim the lead to 9-6. Bassett responded with a jumper and and-1 to extend the lead to 14-6 with 4:39 on the clock. Another pair of Aztec triples trimmed the lead to four, but a Bassett layup gave USU the 18-12 advantage at the end of the period.

Things started off slowly for the Aggies in the second quarter, with an O. West trey marking the first points for the Aggies to take the 21-19 lead with 3:17 left to play. After the Aztecs took a two-point lead at 25-23, an O. West four-point play put USU up two at 27-25 with just over a minute to go. A couple of San Diego State free throws tied it up at 27-27 heading into the break.

San Diego State opened the third quarter with back-to-back buckets and extended its advantage to 10 at 44-34 after back-to-back threes with 3:17 to play in the third quarter. The Aggies responded with an 8-0 run after a and-1 from senior center Deja Mason, a layup from junior guard Eliza West and an O. West trey to cut the lead to two at 44-42 at the end of the stanza.

After SDSU pushed its lead out to six, 50-44, with 7:57 remaining in the final period, the Aggies scored six straight points off of free throws from Mason and Dufficy and a Dufficy jumper to tie it up at 50-50 with 4:40 to play. San Diego State then took a 53-50 lead with 1:39 on the clock, but a couple of Bassett free throws and a Dufficy layup gave USU the 54-53 lead with 42 seconds to go. SDSU knocked down three free throws at the end of the stanza for the 56-54 win.

San Diego State had three players score in double figures, led by sophomore guard Tea Adams with 14, while freshman guard Mallory Adams led the Aztecs with 10 rebounds.

Utah State shot 30.3 percent (20-of-66) from the field, 25.0 percent (5-of-20) from behind the arc and 75.0 percent (9-of-12) at the free throw line. SDSU shot 34.8 percent (16-of-46) from the floor, 60.0 percent (9-of-15) from the three and 75.0 percent (15-of-20) at the free throw line.

WYOMING LAST GAME



Official Basketball Box Score -- Game Totals -- Final Statistics
Wyoming vs Colorado State
2/9/19 2:05 p.m. at Fort Collins, Colo. (Moby Arena)

Wyoming 60 • 14-5, 7-3 MW

#	Player	Total			3-Ptr			Rebounds			PF	TP	A	T	Blk	Stl	Min
		FG	FGA	FT	FGA	FT	FTA	Off	Def	Tot							
23	COTTON, Bailee	f	2-7	1-2	7-8	0	7	7	4	12	4	6	0	1	29		
01	ERJAVEC, Karla	g	4-10	0-2	1-2	0	4	4	4	9	6	4	0	0	38		
04	RUSK, Taylor	g	3-5	1-2	0-0	0	7	7	1	7	2	1	0	1	37		
12	GOMEZ, Marta	g	7-8	4-5	2-2	2	0	2	1	20	2	1	0	1	28		
22	APIA, Clara	g	3-8	1-1	0-0	0	2	2	1	7	2	2	0	1	26		
02	VITULOVA, Tereza		1-3	1-1	0-0	2	0	2	2	3	0	0	0	0	7		
05	RAKOVIC, Sladjana		1-2	0-1	0-0	1	3	4	2	2	0	1	0	1	18		
14	WEIDEMANN, Quinn		0-1	0-1	0-0	0	0	0	0	0	2	1	0	0	17		
Team								1	0	1							
Totals			21-44	8-15	10-12	6	23	29	15	60	18	17	0	5	200		

1st - FG %: 7-13 53.8% 2nd: 2-9 22.2% 3rd: 7-14 50.0% 4th: 5-8 62.5% Game: 21-44 47.7% Deadball Rebounds 0
3FG %: 2-3 66.7% 0-0 0.0% 4-10 40.0% 2-2 100.0% 8-15 53.3%
FT %: 0-0 0.0% 3-4 75.0% 1-2 50.0% 6-6 100.0% 10-12 83.3%

Colorado State 49 • 8-14, 2-9 MW

#	Player	Total			3-Ptr			Rebounds			PF	TP	A	T	Blk	Stl	Min
		FG	FGA	FT	FGA	FT	FTA	Off	Def	Tot							
44	NEUBERT, Tatum	f	5-12	2-5	0-0	1	4	5	2	12	1	0	0	0	40		
34	DAVIS, Liah	c	6-15	0-1	9-12	3	6	9	4	21	1	2	0	3	35		
21	HAMM, Myanne	g	0-0	0-0	0-0	0	3	3	0	3	1	2	1	3	30		
24	MOUNSEY, Mollie	g	2-7	1-5	0-0	0	2	2	0	5	2	4	0	1	40		
35	DEVOS, Lore	g	4-9	0-0	3-3	2	1	3	5	11	2	6	0	1	39		
00	MOLE, Taylor		0-0	0-0	0-0	0	1	1	0	0	0	0	0	1	3		
11	SVANHOLM, Lena		0-2	0-2	0-0	0	0	0	1	0	0	0	1	0	5		
22	BROCKE, Lauren		0-0	0-0	0-0	0	1	1	0	0	0	0	0	0	8		
Team								0	0	0							
Totals			17-45	3-13	12-15	6	18	24	15	49	7	14	2	9	200		

1st - FG %: 2-12 16.7% 2nd: 4-12 33.3% 3rd: 6-13 46.2% 4th: 5-8 62.5% Game: 17-45 37.8% Deadball Rebounds 2,1
3FG %: 0-4 0.0% 1-2 50.0% 2-5 40.0% 0-2 0.0% 3-13 23.1%
FT %: 0-0 0.0% 1-2 50.0% 4-5 80.0% 7-8 87.5% 12-15 80.0%

Officials: Robert Strong, Laura Rahe, Gator Parrish
Technical fouls: Wyoming-None. Colorado State-None.
Attendance: 1807

Score by periods	1st	2nd	3rd	4th	Total
Wyoming	16	7	19	18	60
Colorado State	4	10	18	17	49

FORT COLLINS, Colo. - The Cowgirls used a big first quarter to put the Rams in an early bind, and Wyoming (14-5, 7-3 MW) never trailed in the first "Border War" game of the season on their way to a 60-49 win over Colorado State (8-14, 2-9 MW). The Cowgirls have now won back-to-back games in Moby Arena for the first time since winning six straight from 2006-11.

"They're getting the message, and the message is you have to compete every night, you need to play to your potential and it's very difficult to win on the road," said head coach Joe Legeriski. "This is a big win for us."

The Cowgirls were led by senior Marta Gomez, who scored 20 points - her sixth 20-point game this season - and converted four three-pointers. Senior Bailee Cotton joined her in double figures with 12 points while collecting seven rebounds to tie for the team lead with junior Taylor Rusk.

Freshman Karla Erjavec scored nine points while dishing out a game-high six assists to go with four rebounds. Five different Cowgirls recorded a steal, and Wyoming outrebounded the Rams, 29-24. It's the 11th time in the last 12 games the Cowgirls have outrebounded their opponent.

Wyoming shot 47.7 percent (21-of-44) from the field, 53.3 percent (8-of-15) from three and 83.3 percent (10-of-12) from the free throw line. It's the sixth time this season Wyoming has made at least half of its three-point attempts. The Cowgirls had 18 assists and 17 turnovers against the Rams.

"It was just the Border War," Legeriski said. "You knew you weren't going to run away from them. They kept coming back, and they got it down to about eight or nine. There were some big shots down the stretch. Tereza (Vitulova) hit a big three for us, and I thought Clara (Tapia)'s jumper off the baseline was big."

Colorado State was led by Liah Davis, who scored a game-high 21 points to go along with a game-high nine rebounds. Tatum Neubert and Lore Devos joined her in double-figure scoring with 12 and 11 points, respectively.

The Rams shot 37.8 percent (17-of-45) from the field, 23.1 percent (3-of-13) from three and 80.0 percent (12-of-15) from the free throw line. Colorado State recorded seven assists and 14 turnovers on the day.

Tapia opened the scoring for the Cowgirls, and it sparked an 8-0 run to start the game. After a Ram jumper, Rusk and Gomez hit back-to-back threes to push the lead 16-2. A CSU layup made it 16-4 at the quarter break, and the Cowgirls had six assists on seven first-quarter field goals.

The Rams got on the board first in the second frame with a pair of layups before Cotton scored a pair of free throws to keep Wyoming's 10-point lead, 18-8, at the 6:55 mark. Wyoming's first field goal of the quarter came at the 3:59 mark, when Erjavec found a streaking Rusk for a layup. After a slow start to the quarter, the teams combined for 11 points in the final four minutes, and the Cowgirls took a 23-14 lead into the locker room at halftime.

Cotton stepped out and drained a three to start the second half, but the Rams answered with a three after a scramble for a near steal. Then, Gomez drained back-to-back shots from long range to extend the lead to 32-17 at the 8:06 mark. Tapia ended a near three-minute scoreless stretch with a three, and Erjavec converted from the elbow to make it 37-19 with 4:28 left in the quarter. But, the Rams ended the quarter on a 7-1 run, and Wyoming's lead was cut to 42-32 heading into the final period.

The Rams scored the first basket of the fourth quarter, and Tapia converted a baseline jumper to answer. A Vitulova three forced the Rams to call time at the 4:25 mark with Wyoming leading, 52-38. Erjavec drove to the basket to score a layup and put the Cowgirls up 56-41 with 2:40 remaining in the contest. The Rams used a 6-0 run to cut the lead to single digits with a minute remaining, 56-47.

The Rams fouled Cotton, who made both her free throws. Cotton then grabbed a steal and found Gomez. Gomez was fouled and calmly sank both her shots. The Rams scored a layup on their last possession, and the Cowgirls dribbled out a 60-49 win.

AIR FORCE LAST GAME

Official Basketball Box Score -- Game Totals -- Final Statistics
Air Force vs Wyoming
02/06/19 6:35 p.m. at Laramie, Wyo. (Arena-Auditorium)

Air Force 60 • 8-14, 4-7 MW

#	Player		Total	FG	3-Ptr	FT	Rebounds	PF	TP	A	To	Blk	Stl	Min	
				FGA	FGA	FTA	Off	Def	Tot						
00	JONES, Haley	g	4-7	0-0	0-0	1	0	1	4	8	1	1	0	21	
01	AUTREY, Brianna	g	9-17	0-0	3-5	1	1	2	0	21	3	1	1	34	
10	ITUGBU, Venessannah	g	1-3	0-0	0-0	1	2	3	0	2	1	1	1	26	
13	CONROE, Emily	g	4-9	1-1	0-0	0	7	7	3	9	0	3	1	35	
32	IMMEL, Kaelin	g	6-16	0-0	0-0	0	1	1	2	12	0	3	0	33	
03	WINTERES, Cierra		0-1	0-0	0-0	1	0	1	0	0	0	0	0	3	
14	TOMES, Noelle		0-2	0-1	4-6	0	2	2	1	4	1	0	0	22	
15	ELBOURNE, Tanisha		0-2	0-0	0-0	0	1	1	0	0	0	1	0	6	
21	MCALLS, Michaela		2-4	0-0	0-0	1	1	2	3	4	0	1	1	20	
	Team					1	2	3							
Totals			26-61	1-2	7-11	12	17	25	13	60	6	11	4	4	200

AGAINST THE COMPETITION – WYOMING

STAT COMPARISON

USU		WYO
62.3	Points Per Game	71.5
59.8	Points Allowed	59.1
+2.5	Scoring Margin	+12.4
.401	Field Goal %	.471
5.4	Threes Per Game	8.2
.309	Three-Point FG %	.419
.691	Free Throw %	.738
38.8	Rebounds	33.3
15.7	Assists	16.5
15.4	Turnovers	11.6
8.2	Steals	7.4
4.5	Blocks	2.5

UTAH STATE VS. WYOMING

Utah State trails, 9-20

Logan: Utah State trails, 5-10

Laramie: Utah State trails, 4-10

Neutral: N/A

1/25/75	H	W	80-47	3/3/15	H	L	57-61
1/17/76	A	W	59-41	2/6/16	H	W	84-75
2/26/77	H	W	75-56	1/11/17	H	L	48-71
2/17/78	A	L	73-79	2/11/17	A	L	40-59
2/24/79	H	L	85-93	1/20/18	A	L	44-61
1/15/82	A	L	60-93	2/7/18	H	L	46-64
1/5/83	A	L	68-113	1/12/19	H	W	50-42
12/30/83	H	L	59-74				
1/20/84	A	L	58-80				
1/26/85	H	L	62-78				
2/21/85	A	W	89-85				
1/25/86	A	L	63-69				
2/18/86	H	L	54-63				
2/12/87	H	L	61-84				
3/5/87	A	L	52-95				
12/19/05	H	L	59-73				
12/17/06	A	L	43-62				
12/23/10	H	L	50-80				
11/11/11	A	W	62-56				
2/1/14	H	W	80-75				
3/4/14	A	W	84-80				
1/28/15	A	L	51-86				

UTAH STATE VS. MOUNTAIN WEST

Air Force	10-4
Boise State.....	9-25
Colorado State.....	11-18
Fresno State.....	4-23
Nevada.....	18-13
New Mexico.....	6-17
San Diego State.....	5-6
San José State	18-11
UNLV	4-22
Wyoming	9-20
TOTAL:	94-159

Last Meeting – Jan. 12, 2019

Utah State 50, Wyoming 42

LOGAN, Utah - Utah State women's basketball (8-7, 3-1 MW) proved defense wins games on Saturday as the Aggies held Wyoming (8-4, 2-2 MW) to a season-low 42 points in the 50-42 victory in the Dee Glen Smith Spectrum.

Wyoming entered Saturday's game being first in the nation in 3-point field goal percentage, shooting 43.7 percent (111-of-254) from behind the arc. The Aggies held the Cowgirls to a season-low 19.0 percent (4-of-21) from the 3-point line, and also held Wyoming to a season-low from the field as the Cowgirls shot 32.7 percent (16-of-49) from the floor.

Junior guard/forward Shannon Dufficy recorded her fifth consecutive double-double of the season with a career-high-tying 24 points to go along with 14 rebounds. Junior guard/forward Hailey Bassett-Meacham scored 11 points and led the team with a career-high-tying four blocks. Junior guard Eliza West led the Aggies in assists with six.

A couple of jumpers from senior guard Rachel Brewster and Dufficy gave USU the 4-2 lead with 7:01 to play in the first quarter. Wyoming responded with a 7-0 run to lead, 9-4, with 5:48 remaining. A Dufficy layup ended the run, but the Cowgirls held the 11-6 edge to end the period.

The Aggies opened the second quarter with a 14-2 run to lead 20-13 with 2:10 on the clock after a three from junior guard Olivia West. Utah State ended the quarter with a 22-17 advantage after only allowing six Wyoming points.

After a Cowgirl 3-pointer, the Aggies extended their lead to six at 26-20 with 6:52 to go in the third in the quarter after layups from Bassett-Meacham and O. West. After Wyoming cut the lead to one, 29-28, Dufficy and Bassett-Meacham knocked down some free throws to lead, 32-28, with 2:42 to play. Wyoming tied it up, 32-32, with under two minutes remaining. A Bassett-Meacham layup marked the final points for the Aggie in the quarter, as the teams ended the stanza tied at 34-34.

USU outscored Wyoming, 16-8, in the final stanza. A couple of Dufficy layups and an O. West jumper gave USU the 40-34 lead with 4:52 remaining. Layups from O. West and Bassett-Meacham, followed by an O. West free throw gave USU the nine-point edge, 45-36, with 44 seconds left. Bassett-Meacham, Dufficy and Gorman each knocked down free throws in the final 39 seconds to secure the Aggies' 50-42 victory.

Two Cowgirls scored in double figures as freshman guard Karla Erjavec had 14 points and senior forward Marta Gomez had 11. Senior forward Bailee Cotton led Wyoming on the glass with 11 boards.

Utah State shot 41.3 percent (19-of-46) from the field, 33.3 percent (3-of-9) from behind the arc and 69.2 percent (9-of-13) at the free throw line. Wyoming was 54.5 percent (6-of-11) at the charity stripe.

Official Basketball Box Score -- Game Totals -- Final Statistics Wyoming vs Utah State 01/12/19 2 p.m. at Logan, Utah (Dee Glen Smith Spectrum)

Wyoming 42 • 9-4, 2-2 MW

#	Player	Total		3-Ptr		Rebounds		PF	TP	A	TO	Blk	Stl	Min
		FG	FGA	FG	FGA	Off	Def							
04	RUSK, Taylor	3	10	0	3	0	0	7	7	2	6	0	2	0
12	GOMEZ, Marta	4	7	3	5	1	5	6	2	11	1	3	1	0
23	COTTON, Bailee	2	9	0	1	1	4	7	11	3	5	1	4	0
01	ERJAVEC, Karla	6	9	1	4	1	2	0	0	1	14	4	6	0
02	TAPIA, Clara	0	3	0	2	2	2	0	1	3	2	1	1	0
02	VITULOVA, Tereza	0	1	0	0	0	1	1	0	0	0	0	0	0
05	RAKOVIC, Sladjana	0	2	0	2	1	0	1	4	2	0	0	0	0
14	WEIDEMANN, Quinn	1	8	0	6	0	0	2	2	2	2	0	1	0
24	OLSON, Tommi	0	0	0	0	0	0	0	0	0	0	0	0	0
44	TUCKER, Rachelle	0	0	0	0	0	2	2	1	0	0	0	0	0
Team		3		0		3		0		0		0		0
Totals		16	49	4	21	6	11	9	25	34	18	42	7	17

1st - FG %:	4-9	44.4%	2nd: 3-13	23.1%	3rd: 6-12	50.0%	4th: 3-15	20.0%	Game: 16-49	32.7%	Deadball
3FG %:	1-4	25.0%	0-5	0.0%	2-5	40.0%	1-7	14.3%	4-21	19.0%	Rebounds
FT %:	2-3	66.7%	0-0	0.0%	3-4	75.0%	1-4	25.0%	6-11	54.5%	1

Utah State 50 • 8-7, 3-1 MW

#	Player	Total		3-Ptr		Rebounds		PF	TP	A	TO	Blk	Stl	Min
		FG	FGA	FG	FGA	Off	Def							
05	DUFFICY, Shannon	9	17	2	5	4	4	2	12	14	2	24	1	4
12	BASSETT, Hailey	4	9	0	0	3	4	0	3	3	11	0	3	4
01	WEST, Eliza	1	3	0	0	1	0	5	5	1	2	6	2	0
03	WEST, Olivia	3	4	1	2	1	2	0	1	1	3	8	1	1
22	BREWSTER, Rachel	2	6	0	0	0	0	1	1	0	4	1	2	0
04	GORMAN, Steph	0	4	0	2	1	2	0	0	3	1	3	0	0
24	ANIAMBOSSOU, Marlen	0	1	0	0	0	0	1	0	1	0	0	1	0
32	HARRIS, Emmie	0	0	0	0	0	1	1	0	0	1	0	0	2
44	MASON, Deja	0	2	0	0	0	0	1	1	2	4	0	1	3
Team		0		4		4		0		0		0		0
Totals		19	46	3	9	9	13	4	28	32	16	50	13	14

1st - FG %:	3-12	25.0%	2nd: 7-10	70.0%	3rd: 4-13	30.8%	4th: 5-11	45.5%	Game: 19-46	41.3%	Deadball
3FG %:	0-0	0.0%	2-4	50.0%	1-4	25.0%	0-1	0.0%	3-9	33.3%	Rebounds
FT %:	0-0	0.0%	0-0	0.0%	3-5	60.0%	0-8	0.0%	9-13	69.2%	2

Officials: R:Scott Fruehling, U1:Laura Rahe, U2:Kevin Kizewski

Technical fouls: Wyoming-None. Utah State-None.

Attendance: 265

Score by periods	1st	2nd	3rd	4th	Total
Wyoming	11	6	17	8	42
Utah State	6	16	12	16	50

Last FG - WY 4th-00:13, US 4th-01:06.
Largest lead - WY by 5 1st-05:48, US by 12 4th-00:28.
WY led for 10:41, US led for 23:01. Game was tied for 06:18.

Points	In	Off	2nd	Fast
WY	Point	T/O	Chance	Break
US	22	6	3	0
	18	12	5	0
				4

Score tied - 6 times.
Lead changed - 3 times.

AGAINST THE COMPETITION – WYOMING

Last Laramie Meeting – Jan. 20, 2018

Wyoming 61, Utah State 44

LARAMIE, Wyo. - Utah State women's basketball dropped a road contest at league-leading Wyoming, Saturday, falling to the Cowgirls, 61-44.

The Aggies were led by junior guard Rachel Brewster and red-shirt sophomore guard Victoria Price who each put up 11 points. Utah State used its 10th different starting lineup of the season Saturday, where freshman forward Taylor Franson made the first start of her career.

Utah State falls to 4-15 on the season and 2-6 in Mountain West play with the loss, while Wyoming moves to 12-5 overall and 5-1 in league play.

The Aggies were first on the board Saturday, opening the game with a 4-0 lead. Wyoming's first points came from behind the arc, sparking a 6-0 run for the Cowgirls. The teams were able to trade baskets through the next few minutes, keeping the score close. The final nine points of the quarter on either end came from the 3-point line, with the Cowgirls taking the 16-11 lead at the end of the period.

In a similar start as the first quarter, Utah State earned the first points of the second. After Wyoming rebuilt its lead to five, sophomore guard/forward Shannon Dufficy hit a 3 to put the Aggies back within two. Both teams struggled to score then, going 2:12 without any baskets on either end, but that streak went another 2:54 for Utah State. The drought finally came to an end as Brewster went 2-for-2 at the free throw line. The Aggies doubled up on the Cowgirls in the final three minutes of the half, but Wyoming took a 26-22 lead into the halftime break.

Wyoming opened the second half scoring on its first possession, but Franson quickly answered for the Aggies, snagging her own offensive rebound and putting it back to score. The Cowgirls then embarked on a 6-0 run, quickly building up to its first double-digit lead of the day. Back-to-back layups from Price and sophomore guard Olivia West got the Aggies back on the scoring end of the game, while Dufficy then added her second 3-point shot of the day to pull back within six. The USU defense held Wyoming scoreless for 2:37, but the Cowgirls used a pair of free throws and a trey to jump right back. Sophomore guard Eliza West managed to get to the basket as time expired, but Wyoming ended the quarter with a 44-35 lead.

Wyoming continued to show a strong offense in the early minutes of the final quarter, opening the period on a 7-0 run before Olivia West ended the Aggies' drought. The offensive pace slowed on both ends of the court as the minutes ticked down, as the teams alternated shots. The Cowgirls ended the game on a 6-2 run, broken up by a Price jumper. Utah State had the final possession of the contest, but the game ended in the Cowgirls' favor.

Overall, Utah State shot 36.5 percent (19-of-52) from the floor, going 33.3 percent (4-of-12) from the 3-point line and 100 per-

Official Basketball Box Score -- Game Totals -- Final Statistics
Utah State vs Wyoming
1/20/18 2:05 p.m. at Laramie, Wyo. (Arena-Auditorium)

Utah State 44 • 4-15 (2-6 MW)

#	Player	Total		3-Ptr		FT-FTA		Rebounds			PF	TP	A	TO	Blk	Stl	Min
		FG	FGA	FG	FGA	FT	FTA	Off	Def	Tot							
41	FRANSON, Taylor	f	1-2	0-0	0-0	2	0	2	2	2	2	0	1	0	0	10	
01	WEST, Eliza	g	3-6	0-1	0-0	1	1	2	1	6	2	3	0	3	0	31	
03	WEST, Olivia	g	3-7	0-1	0-0	0	1	1	2	6	0	1	0	1	0	27	
21	PRICE, Victoria	g	5-10	1-2	0-0	1	2	3	3	11	1	3	0	1	0	27	
22	BREWSTER, Rachel	g	4-13	1-3	2-2	1	1	2	2	11	1	0	0	2	2	31	
02	GEER, Jessie	g	0-1	0-1	0-0	0	1	1	1	0	0	0	0	2	2	13	
05	DUFFICY, Shannon	g	3-7	2-3	0-0	2	1	3	2	8	0	1	1	1	1	24	
11	JENSEN, Lindsey	g	0-0	0-0	0-0	0	0	0	0	0	0	0	0	0	0	3	
12	BASSETT, Hailey	g	0-3	0-1	0-0	0	1	1	0	0	0	0	0	0	0	11	
15	DAULTON, Laura	g	0-2	0-0	0-0	1	0	1	0	0	0	1	0	0	0	2	
32	HARRIS, Emmie	g	0-0	0-0	0-0	0	0	0	1	0	0	0	0	0	0	8	
44	MASON, Deja	g	0-1	0-0	0-0	0	0	0	1	0	0	1	2	0	1	13	
Team						3	4	7									
Totals			19-52	4-12	2-2	11	12	23	15	44	4	12	3	10		200	

1st - FG %: 5-10 50.0% 2nd: 4-10 40.0% 3rd: 6-19 31.6% 4th: 4-13 30.8% Game: 19-52 36.5% Deadball Rebounds 0
3FG %: 1-4 25.0% 1-2 50.0% 1-3 33.3% 1-3 33.3% 4-12 33.3%
FT %: 0-0 0.0% 2-2 100.0% 0-0 0.0% 0-0 0.0% 2-2 100.0%

Wyoming 61 • 12-5 (5-1 MW)

#	Player		Total		3-Ptr		FT-FTA		Rebounds			PF	TP	A	TO	Blk	Stl	Min
			FG	FGA	FG	FGA	FT	FTA	Off	Def	Tot							
04	RUSK, Taylor	f	6-7	6-7	1-1	0	1	1	0	19	3	3	1	1	1	33		
14	BAKER, Natalie	f	2-5	1-3	0-0	0	2	2	0	5	1	0	0	0	0	17		
23	COTTON, Bailee	f	3-11	0-0	5-5	5	3	8	2	11	1	3	1	0	33			
13	ROBERTS, Liv	g	7-11	1-3	2-3	0	8	8	1	17	2	2	1	1	34			
22	TAPIA, Clara	g	1-2	1-2	0-0	1	2	3	4	3	7	4	0	1	29			
05	RAKOVIC, Sadjana	g	1-3	0-0	1-2	1	1	2	3	3	4	3	0	1	24			
10	KEPENC, Selale		0-1	0-1	0-0	0	0	0	0	0	0	0	1	0	1			
12	GOMEZ, Marta		1-3	1-2	0-0	0	4	4	1	3	1	3	0	1	22			
24	SNODGRASS, Skyler		0-0	0-0	0-0	0	0	0	0	0	0	0	0	0	0			
32	RACA, Tijana		0-0	0-0	0-0	0	0	0	0	0	0	0	0	0	0			
42	CAMPBELL, Marleah		0-0	0-0	0-0	0	1	1	0	0	1	0	0	0	7			
	Team					5	0	5										
Totals			21-43	10-18	9-11	12	22	34	11	61	20	18	4	5	200			

1st - FG %: 5-14 35.7% 2nd: 4-9 44.4% 3rd: 6-10 60.0% 4th: 6-10 60.0% Game: 21-43 48.8% Deadball Rebounds 0
3FG %: 3-7 42.9% 2-4 50.0% 3-4 75.0% 2-3 66.7% 10-18 55.6%
FT %: 3-4 75.0% 0-0 0.0% 3-3 100.0% 3-4 75.0% 9-11 81.8%

Officials: Clark Stevens, Janetta Graham, Gator Parrish
Technical fouls: Utah State-None. Wyoming-None.
Attendance: 3201

Score by periods		1st	2nd	3rd	4th	Total
Utah State		11	11	13	9	44
Wyoming		16	10	18	17	61

Points	In Paint	Off T/O	2nd Chance	Fast Break	Bench
US	20	17	4	2	8
WY	18	18	15	0	6

Last FG - US 4th-02:11, WY 4th-01:40.
Largest lead - US by 4 1st-07:51, WY by 17 4th-02:20.
US led for 02:25. WY led for 34:49. Game was tied for 02:46.

Score tied - 2 times.
Lead changed - 1 time.

cent (2-of-2) from the free throw line. Wyoming shot 48.8 percent (21-of-43) from the field, including 55.6 percent (10-of-18) from behind the arc, and was 81.8 percent (9-of-11) from the free throw line.



CURRENT UTAH STATE PLAYERS VS. WYOMING

Player	G/GS	MIN.	FG	FG%	3FG	3FG%	FT	FT%	Reb./Avg.	PF	DQ	A	TO	B	S	Pts./Avg.
M. Aniambossou	1/0	4	0-1	.000	0-0	.000	0-0	.000	1/1.0	0	0	0	1	0	0	0/0.0
H. Bassett	5/4	79	9-26	.346	0-2	.000	5-6	.833	10/2.0	10	0	0	4	5	1	23/4.6
R. Brewster	6/6	162	21-69	.304	3-14	.214	6-6	1.000	17/2.8	10	0	8	6	0	9	51/8.5
L. Daulton	2/0	4	0-2	.000	0-0	.000	0-0	.000	1/0.5	0	0	0	1	0	0	0/0.0
S. Dufficy	5/5	147	20-57	.351	7-20	.350	6-6	1.000	45/9.0	11	0	2	13	5	3	53/10.6
T. Franson	2/1	21	1-2	.500	0-0	.000	0-0	.000	7/3.5	2	0	0	2	0	0	2/2.0
S. Gorman	1/0	27	0-4	.000	0-2	.000	1-2	.500	0/0.0	3	0	3	0	0	2	1/1.0
E. Harris	3/0	32	1-2	.500	0-0	.000	3-4	.750	2/0.7	2	0	1	1	0	3	5/1.7
L. Jensen-Baker	2/0	9	1-2	.500	0-0	.000	0-0	.000	1/0.5	1	0	0	2	0	0	2/1.0
D. Mason	6/1	102	12-24	.500	0-1	.000	3-8	.375	21/3.5	10	1	3	7	12	1	27/4.5
E. West	5/5	140	8-27	.296	2-5	.400	1-3	.333	14/2.8	5	0	13	8	1	3	19/3.8
O. West	5/2	109	14-27	.519	3-7	.429	3-4	.725	2/0.4	8	0	3	8	0	2	34/6.8

AGAINST THE COMPETITION – WYOMING

STAT COMPARISON

USU		AFA
62.3	Points Per Game	61.2
59.8	Points Allowed	66.1
+2.5	Scoring Margin	-4.9
.401	Field Goal %	.361
5.4	Threes Per Game	4.4
.309	Three-Point FG %	.283
.691	Free Throw %	.640
38.8	Rebounds	38.3
15.7	Assists	9.8
15.4	Turnovers	18.8
8.2	Steals	10.1
4.5	Blocks	3.8

UTAH STATE VS. AIR FORCE

Utah State leads, 10-4

Logan: Utah State leads, 5-1
USAFA: Utah State leads, 4-2
Neutral: Series tied, 1-1

12/4/04	A	W	72-68
12/8/05	H	L	56-60
1/1/14	H	W	88-78
1/17/15	A	W	69-53
2/28/15	H	W	84-50
1/13/16	A	W	66-53
3/1/16	H	W	64-40
12/31/16	H	W	65-62
2/25/17	A	L	61-64
3/6/17	N	W	46-40
1/24/18	A	L	50-57
2/24/18	H	W	57-55
3/5/18	N	L	54-68
1/5/19	A	W	48-44

UTAH STATE VS. THE MOUNTAIN WEST

Air Force	10-4
Boise State.....	9-25
Colorado State.....	11-18
Fresno State.....	4-23
Nevada.....	18-13
New Mexico.....	6-17
San Diego State.....	5-6
San José State	18-11
UNLV	4-22
Wyoming.....	9-20
TOTAL:	94-159

Last Meeting – Jan. 5, 2019 Utah State 48, Air Force 44

USAFA, Colo. - Junior guard/forward Shannon Dufficy scored half of the Aggies' points in Utah State women's basketball's (7-6, 2-0 MW) 48-44 victory over Air Force (4-9, 0-2 MW) at Clune Arena in Colorado Springs, Colo., on Saturday.

Dufficy had a career-high 24 points on 9-of-11 shooting, including 1-of-1 from behind the arc and was 5-of-7 at the free throw line. Dufficy also recorded 13 rebounds for her seventh double-double of the season, as well as three blocks and three steals. Junior guard Olivia West also scored in double figures with 10 points.

After Air Force took a 4-0 lead with 8:13 to play, the Aggies responded with a pair of buckets of their own from West and Dufficy to tie it up, 4-4. Utah State closed out the period with a 7-0 run to lead, 11-5, after a West 3-pointer.

The Aggies continued to build their advantage in the second quarter, opening the stanza with another 7-0 run to lead, 18-5, after a West trey. The Falcons responded with an 8-0 run to cut the lead to five, 18-13, with 3:18 on the clock. The teams went back-and-forth as the Aggies held the 26-19 advantage heading into the half.

Dufficy scored all 11 Aggie points in the third quarter, opening with a trey and a couple free throws. After a couple Falcon buckets, Dufficy made a layup and hit a jumper to make it a 12-point game, 35-23, with 6:05 to play. Dufficy would hit one more bucket as USU led, 37-29, at the end of the third period.

The teams continued their back-and-forth until Air Force had a 5-0 run to cut the lead to two, 41-39, with 6:20 remaining in the game. Layups from Dufficy and West extended the lead back out to six, 45-39, with 3:03 left to play. A Falcon and-1 brought Air Force within three, 45-42, with 2:45 to go. The game was then decided on the charity stripe as neither team hit a field goal the rest of the period. A couple of free throws by West put the Aggies up five, 47-42, with 33 seconds left to play. Dufficy then hit one of two free throws with six seconds left as the Aggies took the 48-44 victory.

Air Force was led by freshman forward Riley Snyder with 16 points and freshman guard Haley Jones with 12 rebounds.

Utah State shot 39.1 percent (18-of-46) from the field, 33.3 percent (3-of-6) from behind the arc and 52.9 percent (9-of-17) at the free throw line. Air Force shot 25.0 percent (15-of-60) from the floor, 12.5 percent (2-of-16) from the 3-point line and 66.7 percent (12-of-18) at the free throw line.

Official Basketball Box Score -- Game Totals -- Final Statistics Utah State vs Air Force 1/5/2019 2:00 p.m. at USAF Academy, Colo.

Utah State 48 • 7-6, 2-0 MWC

#	Player	FG	FGA	3-PT	3-PTA	FT	FTA	Rebounds	PF	TP	A	T	Blk	Stl	Min
12	BASSETT, Hailey	1	0-2	0	0-0	2	2-2	0	3	3	2	2	1	2	19
01	WEST, Eliza	9	2-7	0	1-4	0	0-4	0	2	2	1	4	2	6	1
03	WEST, Olivia	9	3-10	2-4	2-2	0	2	2	2	2	10	0	2	0	37
05	DUFFICY, Shannon	9	9-11	1-1	5-7	4	9	13	2	24	0	3	3	3	33
22	BREWSTER, Rachel	9	0-5	0-2	0-0	0	2	2	2	0	3	0	0	0	25
04	GORMAN, Steph	2	2-6	0-1	0-0	0	1	1	2	4	1	2	0	1	22
24	ANIAMBOSOU, Marlen	1	2-2	0-0	0-2	0	3	3	2	2	1	0	0	1	10
32	HARRIS, Emmie	0	0-0	0-0	0-0	0	1	1	0	0	0	0	0	0	3
44	MASON, Deja	1	1-3	0-0	0-0	1	4	5	5	2	0	3	3	0	18
	Team							5	5	10					
	Totals		18-46	3-9	9-17	10	32	42	18	48	8	18	9	6	200

1st - FG %:	5-12	41.7%	2nd - 6-11	54.5%	3rd - 4-11	36.4%	4th - 3-12	25.0%	Game - 18-46	39.1%	Deadball
3FG %:	1-1	100.0%	1-2	50.0%	1-2	50.0%	0-4	0.0%	3-9	33.3%	Rebounds
FT %:	0-0	0.0%	2-2	100.0%	2-4	50.0%	5-11	45.5%	9-17	52.9%	4,1

Air Force 44 • 4-9, 0-2 MWC

#	Player	FG	FGA	3-PT	3-PTA	FT	FTA	Rebounds	PF	TP	A	T	Blk	Stl	Min
00	JONES, Haley	9	2-8	0-2	2-5	6	6	12	2	6	0	1	0	2	27
10	ITUGBU, Venessannah	9	0-4	0-0	1-2	3	3	6	2	1	0	1	3	1	31
13	CONROE, Emily	9	4-9	1-6	0-0	0	2	2	4	9	0	2	0	0	23
24	SPRINGFIELD, Alexis	9	1-3	0-0	0-0	0	1	1	3	2	1	0	1	2	21
32	IMMEL, Kaelin	9	2-11	0-3	1-2	0	1	1	2	5	1	4	0	0	24
01	AUTREY, Briana	1	1-7	0-1	1-2	0	1	1	3	3	2	2	0	2	19
14	TOMES, Noelle	0	1-1	0-0	0-0	0	0	0	1	0	0	0	0	0	7
23	SNYDER, Riley	4	4-13	1-4	7-7	2	1	3	0	16	1	3	1	3	26
55	HUFFMAN, Kassady	1	1-4	0-0	0-0	4	4	8	1	2	0	0	1	0	22
	Team					2	3	5							
	Totals		15-60	2-16	12-18	17	22	39	18	44	4	14	5	10	200

1st - FG %:	1-11	9.1%	2nd - 5-17	29.4%	3rd - 4-15	26.7%	4th - 5-17	29.4%	Game - 15-60	25.0%	Deadball
3FG %:	1-4	25.0%	1-2	50.0%	0-3	0.0%	0-7	0.0%	2-16	12.5%	Rebounds
FT %:	2-4	50.0%	3-4	75.0%	2-4	50.0%	5-6	83.3%	12-18	66.7%	1

Officials: Bob Scofield, Jack Jones, Laura Rahe
 Technical fouls: Utah State-None. Air Force-None.
 Attendance: 509

Score by periods	1st	2nd	3rd	4th	Total
Utah State	11	15	11	11	48
Air Force	5	14	10	15	44

Last FG - US 4th-03:03, AF 4th-02:45.
 Largest lead - US by 13 2nd-06:47, AF by 4 1st-08:13.
 US led for 33:51, AF led for 05:00. Game was tied for 01:09.

Score tied - 1 time.
 Lead changed - 1 time.

AGAINST THE COMPETITION – WYOMING

Last Logan Meeting - Feb. 24, 2018 Utah State 57, Air Force 55

LOGAN, Utah - Utah State women's basketball got back in the win column Saturday as the team picked up a down-to-the-wire win over Air Force, topping the Falcons, 57-55.

Sophomore guard Olivia West was the leading scorer for the Aggies with 15 points, but was joined in double figures by sophomore guard Eliza West and junior guard Rachel Brewster with 14 and 12 points, respectively. Air Force also had three players in double digits, with Emily Conroe leading all scorers with 23 points.

Utah State snapped a five-game losing streak Saturday, improving to 6-21 overall and 4-12 in Mountain West play. Air Force falls to 3-24 on the year and 3-13 in league action.

There was a very back-and-forth feel to the game early on, as the teams traded baskets. The Aggies gained a little bit of traction with five-straight points over a three-minute stretch. After that run was broken up by an Air Force layup, but Utah State had the final say of the quarter on an old-fashioned three-point play from Eliza West in the last seconds. With that boost, Utah State ended the first quarter with a 20-12 lead.

The Aggie success continued through the first possessions of the second quarter, as the team put up back-to-back layups to double-up on the Falcons. Utah State was held without a basket for another 90 seconds, where Air Force was able to add four points in that stretch. The Aggie defense then held the Falcons scoreless for the next three minutes, maintaining their double-digit lead until the 1:35 mark, when Air Force hit a 3-point shot. Eliza West and Olivia West combined for the final five points of the half, giving the Aggies a 35-21 lead at the break.

Utah State had a slower start in the second half, as the Falcons held the Aggies to three points before the media timeout. Junior center Deja Mason opened the quarter with a layup, but Air Force answered with an 8-0 run, all from one player. Redshirt sophomore guard Victoria Price hit Utah State's first field goal in nearly five minutes at the 3:43 mark, as the Aggie defense held the Falcons scoreless for the next three minutes. The last 90 seconds of the quarter were spent at the free throw line, where Air Force chipped away at its deficit. Olivia West was fouled on a 3-point shot, hitting all three free throws and securing the 43-37 Aggie lead at the end of the quarter.

The limited scoring roles reversed in the fourth quarter. The Falcons were first to score with a shot from 3-point range, but the Aggies quickly answered with six points. Another trey from Air Force followed, but by the 6:07 mark, Utah State had rebuilt its lead to double-figures. Conroe hit her third 3-point shot of the quarter to end the scoring drought for the Falcons, sparking a 9-0 run and pulling within a point. With a layup and a forced turnover, Air Force had possession and the chance for the lead with a minute left. Olivia West hit two free throws for the first Aggie points in nearly six minutes. The Aggies fouled the Falcons on a 3-point attempt, with the shooter hitting all three free throws to tie the score at 55. On Utah State's final possession, Eliza West hit a layup to put the Aggies back on top with just over a second remaining. Air Force tried to make one last play after USU's final timeout, but couldn't get the shot in and gave the Aggies the win.

Official Basketball Box Score -- Game Totals -- Final Statistics

Air Force vs Utah State

2/24/18 2 p.m. at Logan, Utah (Dee Glen Smith Spectrum)

Air Force 55 • 3-24, 3-13 MW

		Total	3-Ptr	Rebounds											
#	Player	FG-FGA	FG-FGA	FT-FTA	Off	Def	Tot	PF	TP	A	TO	Blk	Stl	Min	
10	ITUGBU, Venessannah	g	0-1	0-0	0	1	1	4	0	0	1	1	0	22	
11	PORTER, Cortney	g	2-6	0-0	0-0	2	2	4	4	4	5	2	0	1	28
13	CONROE, Emily	g	8-13	5-8	2-2	3	6	9	2	23	0	5	1	2	37
25	CHAPMAN, Erika	g	3-9	0-0	5-6	2	3	5	4	11	0	3	1	1	36
32	IMMEL, Kaelin	g	4-15	1-7	6-6	0	3	3	1	15	4	2	0	1	35
00	BENNETT, Dee		0-1	0-0	0-2	1	3	4	1	0	0	2	0	1	19
04	SPRINGFIELD, Alexis		1-2	0-1	0-0	0	3	3	2	2	2	2	0	0	17
21	McFALLS, Michaela		0-1	0-0	0-0	0	0	0	0	0	0	0	0	0	6
Team					1	2	3								
Totals			18-48	6-16	13-16	9	23	32	18	55	11	17	3	6	200

1st FG %:	5-11	45.5%	2nd 3-15	20.0%	3rd 5-10	50.0%	4th 5-12	41.7%	Game:	18-48	37.5%	Deadball
3FG %:	1-2	50.0%	1-6	16.7%	1-3	33.3%	3-5	60.0%		6-16	37.5%	Rebounds
FT %:	1-4	25.0%	2-2	100.0%	5-5	100.0%	5-5	100.0%		13-16	81.3%	2

Utah State 57 • 6-21, 4-12 MW

#	Player	Total		3-Ptr		Rebounds			PF	TP	A	TO	Blk	Stl	Min
		FG	FGA	FG	FGA	FT	FTA	Off	Def	Tot					
05	DUFFICY, Shannon	f	1-10	0-2	1-2	6	6	12	2	3	0	4	0	1	29
44	MASON, Deja	c	2-2	0-0	2-2	6	2	8	5	6	0	2	2	0	21
01	WEST, Eliza	g	6-9	0-0	2-3	2	5	7	2	14	5	3	0	1	30
03	WEST, Olivia	g	3-11	0-1	9-9	1	2	3	3	15	1	0	0	1	34
22	BREWSTER, Rachel	g	4-11	0-1	4-4	0	0	0	0	12	3	2	0	2	31
02	GEER, Jessie		0-3	0-1	0-0	2	0	2	2	0	0	1	0	2	12
12	BASSETT, Hailey		2-5	0-0	1-2	0	2	2	1	5	0	2	0	0	20
21	PRICE, Victoria		1-8	0-0	0-0	0	0	0	2	2	1	1	0	3	16
32	HARRIS, Emmie		0-0	0-0	0-0	0	0	0	0	0	0	0	0	0	0+
41	FRANSON, Taylor		0-0	0-0	0-0	0	2	2	0	0	0	0	1	0	7
Team						2	3	5							
Totals		19	59	0	5	19	22	41	17	57	10	15	3	10	200

1st FG %:	7-16	43.8%	2nd 6-17	35.3%	3rd 2-14	14.3%	4th 4-12	33.3%	Game:	19-59	32.2%	Deadball
3FG %:	0-2	0.0%	0-2	0.0%	0-0	0.0%	0-1	0.0%		0-5	0.0%	Rebounds
FT %:	6-7	85.7%	3-3	100.0%	4-5	80.0%	6-7	85.7%		19-22	86.4%	1

Officials: R:Laura Rahe, U1:Kristen Bell, U2:Ken Sowby

Technical fouls: Air Force-None. Utah State-None.

Attendance: 327

Score by periods		1st	2nd	3rd	4th	Total		
Air Force		12	9	16	18	55	Points	In
Utah State		20	15	8	14	57	AF	Paint
							US	28

Last FG - AF 4th-01:06, US 4th-00:02.

Largest lead - AF by 2 1st-09:38, US by 16 3rd-08:37.

AF led for 00:29. US led for 38:08. Game was tied for 01:23.

Score tied - 4 times.
Lead changed - 1 time.

Overall, Utah State shot 32.2 percent (19-of-59) from the floor, 0-of-5 from the 3-point line and 86.4 percent (19-of-22) from the free throw line. Air Force shot 37.5 percent (18-of-48) from the field, including 37.5 percent (6-of-16) from behind the arc, and was 81.3 percent (13-of-16) from the free throw line.



CURRENT UTAH STATE PLAYERS VS. AIR FORCE

Player	G/GS	MIN.	FG	FG%	3FG	3FG%	FT	FT%	Reb./Avg.	PF	DQ	A	TO	B	S	Pts./Avg.
M. Aniambossou	1/0	10	1-2	.500	0-0	.000	0-2	.000	3/3.0	2	0	1	0	0	1	2/2.0
H. Bassett	7/3	123	14-29	.483	0-0	.000	9-12	.750	22/3.1	12	0	6	9	5	2	37/5.3
R. Brewster	9/8	212	37-87	.425	5-25	.200	17-19	.895	33/3.7	16	0	14	18	3	13	72/8.0
L. Daulton	1/0	5	0-0	.000	0-0	.000	0-0	.000	0/0.0	0	0	1	1	0	0	0/0.0
S. Dufficy	6/6	173	19-48	.396	4-9	.444	10-14	.714	58/9.7	10	0	5	18	4	8	52/8.7
T. Franson	3/0	27	2-3	.667	0-0	.000	0-0	.000	6/2.0	1	0	0	1	2	0	4/1.3
S. Gorman	1/0	22	2-6	.333	0-1	.000	0-0	.000	1/1.0	2	0	1	2	0	1	4/4.0
E. Harris	4/0	19	0-4	.000	0-1	.000	2-2	1.000	2/0.5	1	0	0	4	0	0	2/0.5
L. Jensen-Baker	3/0	12	0-1	.000	0-0	.000	0-2	.000	0/0.0	2	0	0	1	0	1	0/0.0
D. Mason	9/4	147	9-17	.529	0-0	.000	6-10	.600	35/3.9	18	2	3	18	15	3	24/2.7
E. West	7/7	206	21-62	.339	0-3	.000	8-17	.471	18/2.6	20	1	28	26	1	9	50/7.1
O. West	7/3	170	18-44	.409	5-12	.417	17-17	1.000	8/1.1	16	0	9	7	0	3	58/8.3

MEET THE AGGIES

1 JUNIOR GUARD ELIZA WEST – Appeared and started in all 22 games during the 2018-19 season... Averaging 5.1 assists, 4.3 points and 2.9 rebounds per game... Has recorded five or more assists 11 times this season... Ranks second all-time in career assists with 385... Dished out a career-high 13 assists against Utah Valley (Dec. 15), which ranks second all-time in Utah State history in a single game... Scored a season-high 11 points at Colorado State (Jan. 19)... Has recorded five or more rebounds three times this season... Grabbed a career-high-tying seven rebounds at North Texas (Dec. 8)... Appeared and started in 29 games in the 2017-18 season... Averaged a team-high 30.0 minutes per game... Led the team with 127 assists on the season... Recorded five-plus assists in 13 games... Had a career-high 10 assists against San José State (Feb. 27)... Recorded a career-high 19 points against Dixie State (Nov. 14)... Scored in double digits six times on the season... Tied her career-high with seven rebounds against Air Force (Feb. 24)... Had five-plus rebounds three times during the season... Recorded multiple steals in eight games, with a season-high three in two games... Shot 41.2 percent (75-of-182) from the floor, 29.4 percent (10-of-34) from the 3-point line and 63.0 percent (17-of-27) from the free throw line... Earned academic all-Mountain West honors and was a Joe E. and Elma Whitesides Scholar-Athlete Award recipient... Named the 2016-17 Mountain West Freshman of the Year, and was on the league's all-freshman team... Played in and started 31 games on the year... Averaged 32.7 minutes per game, playing a season-high 45 minutes at UNLV (Jan. 7)... Tallied a team-high 146 assists, which ranks fourth in a single-season in USU history... Had a career-high nine assists against Boise State (Feb. 4)... Recorded at least five assists in 14 games... Scored a season-best 18 points against Montana (Nov. 27)... Had a career-high seven rebounds against San José State (Feb. 22)... Had multiple steals in 16 games, including a career-best six at Nevada (Feb. 1)... Scored in double figures 11 times... Led the team with 55 steals, recording a season-high six at Nevada (Feb. 1)... Averaged 7.6 points, 3.5



Junior guard **Eliza West** ranks second all-time in career assists with 385 career helpers.

rebounds and 4.7 assists per game... Averaged 33.7 minutes per game... Shot 35.7 percent (84-of-235) from the field, 33.0 percent (17-of-51) from the 3-point line and 72.9 percent (51-of-70) from the free throw line... Earned academic all-Mountain West honors and was a Joe E. and Elma Whitesides Scholar-Athlete Award recipient.

3 JUNIOR GUARD OLIVIA WEST – Appeared in all 22 games during the 2018-19 season, starting in 13... Averaging 8.3 points, 1.8 assists and 1.5 rebounds per game... Led USU with a season-high 22 points against Nevada (Jan. 2)... Has scored in double figures eight times this season... Led the Aggies with 16 points against Utah Valley (Dec. 15)... Dished out a career-high six assists at Portland (Nov. 28)... Scored 17 points and had a career-high four steals against Northern New Mexico College (Nov. 9)... Scored 16 points, shooting a perfect 6-of-6 at the free throw line, in the season opener at Washington State (Nov. 6)... Recorded a season-high six rebounds against Southern California (Nov. 23)... Played in 29 games, making 18 starts during the 2017-18 season... Led the team in scoring, averaging 12.3 per game... Recorded a career-high 32 points against UC Irvine (Nov. 10) to tie for 18th in points in a single game... Scored in double-figures 19 times on the season... Averaged 28.5 minutes per game, playing a career-high 38 minutes twice... Had a then-career-high-tying five assists at San José State (Dec. 28)... Averaged 2.1 rebounds per game, with a season-best five rebounds at Nevada (Feb. 17)... Shot 37.5 percent (122-of-325) from the floor, 34.6 percent (45-of-130) from the 3-point line and 80.7 percent (67-of-83) from the free throw line... Earned academic all-Mountain West honors and was a Mountain West Scholar-Athlete... Was also a Joe E. and Elma Whitesides Scholar-Athlete Award recipient... Played in all 32 games in the 2016-17 season... Her 32 appearances tie for second on the single-season games played list... Averaged 15.5 minutes per game, including a season-high 31 against BYU (Dec. 17)... Scored in double-figures six times during the year, recording a season-best 19 points at New Mexico (Jan. 4)... Recorded a career-high five assists at Idaho (March 15)... Also had a career-high seven rebounds against the Vandals... Averaged 5.1 points and 1.2 rebounds per game... Shot 34.8 percent (55-of-158) from the field, including 32.9 percent (26-of-79) from the 3-point line, and was 74.3 percent (26-of-35) from the free throw line... Earned academic all-Mountain West honors and was a Mountain West Scholar-Athlete... Was also a Joe E. and Elma Whitesides Scholar-Athlete Award recipient.

2018-19 MOUNTAIN WEST STATISTICS

as of Feb. 9, 2019

TEAM	All	Conference Only
Rebounding.....	2nd (38.8).....	1st (39.8)
Blocks	2nd (4.5).....	1st (5.6)
Scoring Defense	3rd (59.8).....	2nd (60.6)
Field Goal % Def	3rd (.380).....	1st (.373)
Assists	4th (15.7).....	4th (15.5)
Assist/Turnover.....	4th (1.0).....	4th (1.0)
Scoring Margin	5th (+2.5).....	5th (+0.8)
3-Pt. Field Goal %	5th (.309).....	7th (.391)
3-Pt. Field Goal % Def.....	5th (.305).....	6th (.323)
Field Goal %	6th (.401).....	7th (.391)
Steals	6th (8.2).....	7th (7.5)
Turnover Margin.....	6th (+0.9).....	6th (+0.5)
Scoring	7th (62.3).....	9th (61.5)
Free Throw %	7th (.691).....	10th (.673)

INDIVIDUAL

All Conference Only

Scoring

Shannon Dufficy 3rd (16.3 ppg) ... 2nd (18.4 ppg)
Hailey Bassett.....28th (9.5 ppg) .. 26th (10.1 ppg)

Rebounding

Shannon Dufficy 1st (10.4 rpg) ... 1st (11.8 rpg)
Hailey Bassett..... 21st (4.5 rpg) 12th (5.5 rpg)
Deja Mason 24th (4.4 rpg) ... T-33rd (3.9 rpg)
Rachel Brewster N/A 32nd (4.0 rpg)

Assists

Eliza West 3rd (5.1 apg) ... 5th (4.6 apg)
Rachel Brewster N/A T-13th (2.8 apg)

Field Goal Percentage

Hailey Bassett..... 5th (.503)..... 6th (.522)
Shannon Dufficy 12th (.448)..... 14th (.461)

Free Throw Percentage

Shannon Dufficy 7th (.779)..... T-14th (.739)

3-Point Field Goal Percentage

Steph Gorman..... T-15th (.333) N/A
Shannon Dufficy N/A 1st (.483)

3-Point Field Goals Made

Steph Gorman..... 14th (1.6)..... N/A
Olivia West N/A 10th (1.7)

Steals

Shannon Dufficy6th (1.7 spg) T-14th (1.4 spg)

Blocked Shots

Deja Mason 3rd (1.5 bpg).... 3rd (1.7 bpg)
Shannon Dufficy 6th (1.1 bpg) ... 2nd (1.8 bpg)

Assist/Turnover Ratio

Eliza West 4th (1.7)..... 5th (1.7)

Offensive Rebounds

Shannon Dufficy 2nd (3.8 rpg).... 1st (4.5 rpg)

Defensive Rebounds

Shannon Dufficy 1st (6.5 rpg) .. 2nd (7.4 rpg)
Hailey Bassett..... N/A 12th (3.7 rpg)

Minutes Played

Shannon Dufficy 4th (34.4 mpg) ... 4th (36.0 mpg)
Eliza West 20th (29.6 mpg) ... 25th (28.8 mpg)
Olivia West..... T-28th (27.6 mpg) ... 29th (28.1 mpg)

4

FRESHMAN GUARD STEPH GORMAN – Appeared in all 22 games during the 2018-19 season, starting eight... Averaging 7.1 points, 2.5 assists and 2.3 rebounds per game... Has scored in double figures seven times... Tied a season-high 14 points against Utah Valley (Dec. 15)... Had a season-high five rebounds at Portland (Nov. 28)... Scored 14 points, had five assists, three rebounds and three steals against Northern New Mexico College (Nov. 9)... Made her Aggie debut against Washington State (Nov. 6) where she logged three points, four rebounds and four assists in 23 minutes.



Junior guard/forward **Shannon Dufficy** set a school-record nine consecutive double-doubles after a recording 13 points and 13 rebounds at San José State (Jan. 30).

5

JUNIOR GUARD/FORWARD SHANNON DUFFICY – Appeared and started in all 22 games during the 2018-19 season... Averaging 16.3 points and 10.4 rebounds per game... Recorded a school-record nine consecutive double-doubles... Ranks second all-time in career rebounds with 727... Recorded a career-high-tying 26 points at UNLV (Feb. 2) and against New Mexico (Jan. 26)... Has scored in double figures 19 times this season... Has recorded 14 double-doubles this season... Recorded 14 rebounds, including 12 offensive boards, and 10 points against San Diego State (Feb. 9)... Posted 20 points, 13 rebounds and a career-high six blocks against Nevada (Jan. 2)... Recorded 14 points, 10 rebounds and a career-high six steals against Long Beach State (Dec. 22)... Led the Aggies with 17 points and a season-high 16 rebounds at UTSA (Dec. 5)... Posted a team-high 14 points and 12 rebounds against No. 3 Oregon (Nov. 14)... Played in 29 games, starting 28 in the 2017-18 season... Recorded a team-best 238 rebounds on the season, averaging 8.2 per game... Posted a career-high 19 rebounds at Southern Utah (Nov. 21) which ties for eighth in the single-game record books... Recorded five or more rebounds 24 times, including 11 games with 10 or more rebounds... Averaged 7.9 points per game... Tied her career-high of 21 points against UNLV (Jan. 6)... Had 11 double digit scoring outings on the season... Finished the season with seven double-doubles... Recorded a season-high six assists against San José State (Feb. 27)... Recorded one block in nine games... Averaged 29.2 minutes per game, playing a career-high 40 minutes against Denver (Dec. 16)... Shot 39.7 (95-of-239) percent from the field, 23.9 percent (17-of-71) from the 3-point line and 75.0 (21-of-28) percent from the free throw line... Earned academic all-Mountain West honors and was a Joe E. and Elma Whitesides Scholar-Athlete Award recipient... Was named to the Mountain West all-freshman team in the 2016-17 season... Played in and started 30 games... Averaged 28.4 minutes per game, playing a season-high 38 at Arizona (Dec. 21)... Had 261 rebounds on the year, which ranks fifth on the single-season record list... Had double-digit rebounds 11 times, tallying

a season-high 17 against Colorado State (Feb. 8)... Recorded five or more rebounds in all but six games of the season... Is tied for 15th and 21st on the single-game rebound record list with 17 and 16-board performances against Colorado State (Feb. 8) and San Diego State (Jan. 14), respectively... Scored in double figures 10 times, including a career-best 21 points at Arizona... Finished the season with five double-doubles... Had a career-high seven assists against Boise State (Feb. 4)... Recorded a season-best three blocks against Wyoming (Jan. 11)... Was named to the all-tournament team at the Lady Griz Classic... Averaged 8.2 points and a team-high 8.7 rebounds per game... Shot 40.1 percent (99-of-247) from the field, 30.9 percent (17-of-55) from the 3-point line and 67.4 percent (31-of-46) from the free throw line... Earned academic all-Mountain West honors and was a Joe E. and Elma Whitesides Scholar-Athlete Award recipient.

11

JUNIOR GUARD LINDSEY JENSEN-BAKER – Has appeared in two games for the Aggies during the 2018-19 season after missing the first 15 due to injury... Averaging 3.0 points and 1.0 rebounds per game... Appeared in 25 games with two starts in the 2017-18 season... Had a career-high eight points at New Mexico (Jan. 31)... Averaged 2.0 points and 0.9 rebounds per game... Averaged 6.8 minutes per game, playing a career-high 21 minutes against San Diego State (Dec. 30)... Shot 38.3 percent (18-of-47) from the floor, 16.7 percent (2-of-12) from the 3-point line and 61.1 percent (11-of-18) from the free throw line... Redshirted the 2016-17 season... Saw time in 14 games during the 2015-16 season... Averaged 4.7 minutes per game, playing a season-high 11 minutes at BYU (Nov. 24)... Scored a season-high five points against Sacramento State (Nov. 14) and Westminster (Nov. 16)... Recorded a career-best three rebounds against Westminster... Made her collegiate debut against Sacramento State... Shot 30.8 percent (8-of-26) from the floor, 20.0 percent (3-of-15) from the 3-point line and 37.5 percent (3-of-8) from the free throw line.

12

JUNIOR GUARD/FORWARD HAILEY BASSETT – Appeared in all 22 games so far in the 2018-19 season, including 14 starts... Averaging 9.5 points and 4.5 rebounds per game... Recorded her third career double-double with a career-high 27 points as well as 10 rebounds against Fresno State (Feb. 6)... Has scored in double figures nine times this season... Has recorded five or more rebounds seven times this season... Recorded her second career double-double with 18 points and 12 rebounds at Colorado State (Jan. 19)... Had a career-high four blocks at Portland (Nov. 28)... Led the Aggies with 23 points and six rebounds, in the season opener at Washington State (Nov. 6)... Appeared in all 30 games with 16 starts in the 2017-18 season... Averaged 50.2 percent (114-of-227) from the floor which tied for ninth in the single-season record books... Led the team and ranked fifth in the Mountain West in field goal percentage... Averaged 21.6 minutes per game... Posted her first career double-double with a then-career-high 22 points and a season-high 11 rebounds at Fresno State (Jan. 3)... Recorded 14 double digit outings on the season... Recorded five or more rebounds in 10 games on the season... Recorded a career-high three blocks twice at Utah Valley (Dec. 9) and at Nevada (Feb. 17)... Had three steals against San Diego State (Dec. 30)... Played a career-high 34 minutes against Utah (Dec. 18)... Averaged 9.4 points per game, 3.5 rebounds and had 31 blocks on the season... Shot 50.2 percent from the field (114-of-227), 33.3 percent (7-of-21) from behind the arc and 65.7 percent (46-of-70) from the free throw line... Earned Academic all-Mountain West honors... Played in all 32 games, making 11 starts during the 2016-17 season... Her 32 appearances tie for second on the single-season games played list... Made her first-career start against UC Irvine (Nov. 17)... Averaged 13.4 minutes per game, playing a season-high 27 minutes at UNLV (Jan. 7)... Scored in double figures four times, including two 16-point performances against BYU (Dec. 17) and San José State (Feb. 22)... Had a career-high 12 rebounds at UNLV... Had five or more rebounds in eight games on the year... Recorded a season-high two blocks in two games... Averaged 5.1 points and 3.2 rebounds per game... Shot 40.9 percent (63-of-154) from the floor, 19.0 percent (4-of-21) from the 3-point line and 75.6 percent (34-of-45) from the free throw line.



Junior guard/forward **Hailey Bassett** scored a career-high 27 points and logged 10 rebounds against Fresno State (Feb. 6).

14

FRESHMAN FORWARD ROXANI BOUNTOUKA – Has missed the first 22 games of the 2018-19 season due to injury... Joins the Aggies from Hellenic College of Thessaloniki in Thessaloniki, Greece.

15 SOPHOMORE CENTER LAURA DAULTON – Redshirting the 2018-19 season... Saw action in 17 games during the 2017-18 season... Posted 12 rebounds, six points, four blocks, two assists and two steals on the season... Averaged 4.3 minutes per game... Played a season-high 10 minutes against Oregon State (Dec. 2)... Shot 15.4 percent (2-of-13) from the field and 33.3 percent (2-of-6) from the free throw line... Earned academic all-Mountain West honors and was named a Mountain West Scholar-Athlete... Was also a Joe E. and Elma Whitesides Scholar-Athlete Award recipient.

22 SENIOR GUARD RACHEL BREWSTER – Appeared in all 22 games during the 2018-19 season, including 15 starts... Averaging 7.3 points and 3.5 rebounds per game... Has scored in double figures six times this season... Has grabbed five more more rebounds nine times this season... Posted a season-high 14 points and nine rebounds against BYU (Nov. 20)... Scored 13 points and had a season-high five assists against Nevada (Jan. 2)... Had a career-high-tying two blocks at Colorado State (Jan. 19)... Played in all 30 games, starting 28 during the 2017-18 season... Was second on the team in scoring, averaging 9.9 points per game... Recorded double-digit points in 16 games on the season... Posted a season-high 20 points twice on the season at Southern Utah (Nov. 21) and at BYU (Dec. 6)... Averaged 4.2 rebounds per game... Recorded five or more rebounds 14 times on the season... Had a season-high nine rebounds at UNLV (March 2)... Tied her career high of two blocks twice... Led the team with 41 steals... Had multiple steals in 13 games, with a season-high three four times... Posted a season-high four assists... Averaged 28.0 minutes per game... Played a season-high 37 minutes at UC Irvine (Nov. 10)... Shot 36.0 percent from the floor (112-of-311) and 24.7 (23-of-93) percent from the 3-point line... Shot 86.4 percent (51-of-59) from the free throw line, which ranks fifth in the single-season record books... Earned academic all-Mountain West honors... Was also a Joe E. and Elma Whitesides Scholar-Athlete Award recipient... Earned honorable mention all-Mountain West honors during the 2016-17 season... Was the only player on the team to start all 32 games... Her 32 appearances tie for second on the single-season games played list... Led the team in scoring, averaging 13.4 points per game... Averaged 28.7 minutes per game, playing a career-high 39 minutes at UNLV (Jan. 7)... Scored a career-best 22 points against Idaho State (Dec. 1), New Mexico (Jan. 25) and San José State (Feb. 22)... Tallied a career-high 12 rebounds at UNLV (Jan. 7)... Added 12 points against the Lady Rebels for her first-career double-double... Scored in double figures 24 times, including during a season-long eight-game streak... Also had four 20-point games... Had a career-high six steals at Arizona (Dec. 21)... Had multiple steals in 10 games... Also had a season-high five assists at Arizona... Had 434 field goal attempts, which ranks fifth on the single-season record list... Was named to the all-tournament team at the Lady Griz Classic... Averaged 13.4 points and 4.2 rebounds per game... Shot 39.9 (173-of-434) percent from the field, including 34.8 percent (40-of-115) from the 3-point line and 76.8 percent (43-of-56) from the free throw line... Earned academic all-Mountain West honors and was a Mountain West Scholar-Athlete... Was also a Joe E. and Elma Whitesides Scholar-Athlete Award recipient... Named to the Mountain West all-freshman team in the 2015-16 season... Played in all 31 games, starting 30... Averaged 31.3 minutes per game... Scored a then-career-high 20 points at Nevada (Jan. 30)... Made her first-career start against Sacramento State (Nov. 14)... Scored eight points in her collegiate debut against the Hornets... Had 11 rebounds against Sacramento State and at San Diego State (Jan. 2)... Had 14 double-digit scoring and two double-figure rebounding games... Scored in double-figures for four-straight games twice on the year... Had multiple steals in 10 games, including a season-best five at Air Force (Jan. 13)... Recorded a career-best eight assists against Sacramento State... Averaged 9.3 points and 5.7 rebounds per game... Shot 33.6 percent (103-of-307) from the field, 26.5 percent (31-of-117) from the 3-point line and 80.0 percent (52-of-65) from the free throw line... Earned academic all-Mountain West honors and was a Mountain West Scholar-Athlete... Was also a Joe E. and Elma Whitesides Scholar-Athlete Award recipient.



Senior guard **Rachel Brewster** ranks fifth all-time in scoring with 1,176 points.

able mention all-Mountain West honors during the 2016-17 season... Was the only player on the team to start all 32 games... Her 32 appearances tie for second on the single-season games played list... Led the team in scoring, averaging 13.4 points per game... Averaged 28.7 minutes per game, playing a career-high 39 minutes at UNLV (Jan. 7)... Scored a career-best 22 points against Idaho State (Dec. 1), New Mexico (Jan. 25) and San José State (Feb. 22)... Tallied a career-high 12 rebounds at UNLV (Jan. 7)... Added 12 points against the Lady Rebels for her first-career double-double... Scored in double figures 24 times, including during a season-long eight-game streak... Also had four 20-point games... Had a career-high six steals at Arizona (Dec. 21)... Had multiple steals in 10 games... Also had a season-high five assists at Arizona... Had 434 field goal attempts, which ranks fifth on the single-season record list... Was named to the all-tournament team at the Lady Griz Classic... Averaged 13.4 points and 4.2 rebounds per game... Shot 39.9 (173-of-434) percent from the field, including 34.8 percent (40-of-115) from the 3-point line and 76.8 percent (43-of-56) from the free throw line... Earned academic all-Mountain West honors and was a Mountain West Scholar-Athlete... Was also a Joe E. and Elma Whitesides Scholar-Athlete Award recipient... Named to the Mountain West all-freshman team in the 2015-16 season... Played in all 31 games, starting 30... Averaged 31.3 minutes per game... Scored a then-career-high 20 points at Nevada (Jan. 30)... Made her first-career start against Sacramento State (Nov. 14)... Scored eight points in her collegiate debut against the Hornets... Had 11 rebounds against Sacramento State and at San Diego State (Jan. 2)... Had 14 double-digit scoring and two double-figure rebounding games... Scored in double-figures for four-straight games twice on the year... Had multiple steals in 10 games, including a season-best five at Air Force (Jan. 13)... Recorded a career-best eight assists against Sacramento State... Averaged 9.3 points and 5.7 rebounds per game... Shot 33.6 percent (103-of-307) from the field, 26.5 percent (31-of-117) from the 3-point line and 80.0 percent (52-of-65) from the free throw line... Earned academic all-Mountain West honors and was a Mountain West Scholar-Athlete... Was also a Joe E. and Elma Whitesides Scholar-Athlete Award recipient.

24 JUNIOR FORWARD MARLENE ANIAMBOSOU – Appeared in all 22 games during the 2018-19 season... Averaging 3.5 points and 2.5 rebounds per game... Has scored in double figures three times this season... Recorded a season-high 12 points against NNMC (Nov. 9)...

2018-19 SUPERLATIVES

Double-Figure Points

Shannon Dufficy	19
Hailey Bassett	10
Olivia West	8
Steph Gorman	7
Rachel Brewster	6
Marlene Aniambossou	3
Emmie Harris	1
Eliza West	1

Double-Figure Rebounds

Shannon Dufficy	14
Hailey Bassett	2
Deja Mason	2

Double-Figure Assists

Eliza West	1
------------------	---

Double-Doubles

Shannon Dufficy	14
Hailey Bassett	2

20-Point Games

Shannon Dufficy	7
Hailey Bassett	2
Olivia West	1

30-Point Games

N/A

USU Scoring Leader

Shannon Dufficy	14
Hailey Bassett	5
Olivia West	2
Steph Gorman	1

USU Rebound Leader

Shannon Dufficy	17
Hailey Bassett	3
Deja Mason	3
Marlene Aniambossou	1
Rachel Brewster	1

USU Assist Leader

Eliza West	16
Shannon Dufficy	4
Rachel Brewster	2
Steph Gorman	2
Olivia West	2

USU Block Leader

Deja Mason	11
Shannon Dufficy	9
Hailey Bassett	4
Rachel Brewster	2
Emma Dudley	2
Marlene Aniambossou	1
Steph Gorman	1
Emmie Harris	1
Olivia West	1

USU Steal Leader

Shannon Dufficy	9
Emmie Harris	6
Olivia West	6
Rachel Brewster	4
Steph Gorman	4
Eliza West	3
Marlene Aniambossou	2
Deja Mason	2
Hailey Bassett	1

20-Plus Minutes

Steph Gorman	17
Rachel Brewster	16
Olivia West	13
Eliza West	9
Hailey Bassett	8
Deja Mason	7
Shannon Dufficy	5
Emmie Harris	1

30-Plus Minutes

Shannon Dufficy	17
Eliza West	12
Olivia West	6
Steph Gorman	5
Rachel Brewster	2
Hailey Bassett	1

40-Plus Minutes

Shannon Dufficy	1
Olivia West	1

Has recorded five or more rebounds four times this season, including a season-high seven at Colorado State (Jan. 19)... Made her Aggie debut at Washington State (Nov. 6) where she recorded 10 points, six rebounds, one assist and one steal in 18 minutes of play.

32 SOPHOMORE GUARD EMMIE HARRIS – Appeared in all 22 games during the 2018-19 season, including seven starts... Averaging 3.3 points and 1.7 rebounds per game... Recorded a career-high 11 points against Southern California (Nov. 23)... Recorded seven points, six rebounds and four assists against Northern New Mexico College (Nov. 9)... Appeared in 25 games during the 2017-18 season... Recorded a season-high eight points against the Bengals (Nov. 27)... Recorded 44 points, 20 rebounds, 17 steals and 12 assists on the season... Averaged 7.7 minutes per game, playing a season-high 18 minutes against Idaho State (Nov. 27)... Shot 24.5 percent (12-of-49) from the floor, 16.7 percent (3-of-18) from the 3-point line and 73.9 percent (17-of-23) from the free throw line... Named a Mountain West Scholar-Athlete and was a Joe E. and Elma Whitesides Scholar-Athlete Award recipient.

34 FRESHMAN FORWARD EMMA DUDLEY – Appeared in 13 games during the 2018-19 season... Averaging 1.1 rebounds and 0.8 points per game... Made her Aggie debut against Northern New Mexico College (Nov. 9), where she recorded five rebounds, four points, three blocks, one assist and one steal in 15 minutes of play.

41 SOPHOMORE GUARD/FORWARD TAYLOR FRANSON – Redshirting the 2018-19 season... Saw action in 23 games, making one start during the 2017-18 season... Recorded 14 points, nine rebounds, five blocks, five assists and one steal on the season... Had a season-high four points against Air Force (March 5)... Posted a season-high five rebounds against Wyoming (Feb. 7)... Averaged 6.7 minutes per game, playing a season-high 17 minutes against Air Force (March 5)... Shot 54.5 percent (6-of-11) from the floor and 50.0 percent from the free throw line (2-of-4)... Earned academic all-Mountain West honors and was a Joe E. and Elma Whitesides Scholar-Athlete Award recipient.

44 SENIOR CENTER DEJA MASON – Appeared in all 22 games during the 2018-19 season, including eight starts... Averaging 4.4 rebounds, 2.1 points and 1.5 blocks per game... Led the Aggies with 11 rebounds and five blocks against BYU (Nov. 20)... Has recorded five-plus rebounds nine times this season... Grabbed a game-high 10 rebounds at North Texas (Dec. 8)... Had eight rebounds against Northern New Mexico College (Nov. 9)... Recorded 52 blocks during the season to tie for fourth on the single-season blocks lists... Became the USU all-time leader in blocks with 142... Recorded five or more rebounds in 13 games, averaging 4.5 per game... Posted a double-double at San José State (Dec. 28) with 10 points and a career-high-tying 12 rebounds... Averaged 3.6 points per game... Recorded 10 points in three games on the season... Ended the season recording at least one block in 26 games... Recorded a season-high four blocks against Denver (Dec. 16)... Averaged 18.7 minutes per game, playing a season-high 28 minutes against Denver (Dec. 16)... Shot 51.2 percent (44-of-86) from the floor and 57.1 percent (20-of-35) from the free throw line... Earned academic all-Mountain West honors and was a Mountain West Scholar-Athlete... Was also a Joe E. and Elma Whitesides Scholar-Athlete Award recipient... Played in all 32 games, starting 18 during the 2016-17... Her 32 appearances tie for second on the single-season games played list... Led the team with 52 blocks, which ranks fourth on the single-season blocks list... Averaged 1.6 blocks per game, recording multiple blocks in 15 games... Had a season-high five blocks in back-to-back games... Scored in double figures twice, recording double-doubles in both games... Scored a career-high 13 points along with a career-best 12 rebounds against San José State (Feb. 22)... Tallied five or more rebounds in 15 games, including a span of five-straight games... Had a career-high three steals twice... Averaged 3.6 points and 4.3 rebounds per game... Averaged 17.2 minutes per game, playing a career-high 33 minutes against Colorado State (Feb. 8)... Shot 48.0 percent (49-of-102) from the field and 61.5 percent (16-of-26) from the free throw line... Earned academic all-Mountain West honors and was a Mountain West Scholar-Athlete... Was also a Joe E. and Elma Whitesides Scholar-Athlete Award recipient... Played in 26 games, starting 12 and averaging 15.1 minutes per game during the 2015-16 season... Tied the USU single-game blocks record with eight against Boise State (Feb. 3)... Led the team in blocks with 38 on the year... Had multiple blocks in eight games... Recorded her first-career double-double against Nevada (Feb. 24) with 11 points and a season-best 10 rebounds... Recorded five or more rebounds in 12 games on the season... Scored a season-best 11 points against Wyoming (Feb. 6) and Nevada (Feb. 24)... Made her first-career start against Sacramento State (Nov. 14)... Scored in double digits three times... Averaged 4.4 points and 4.4 rebounds per game... Shot 48.9 percent (44-of-90) from the field and 60.5 percent (26-of-43) from the free throw line... Earned academic all-Mountain West honors and was a Mountain West Scholar-Athlete... Was also a Joe E. and Elma Whitesides Scholar-Athlete Award recipient.



Senior center **Deja Mason** is Utah State's all-time block leader with 174 career blocks.

UTAH STATE RECORD WHEN...

Double Figure Points:

Shannon Dufficy	9-10
Hailey Bassett	7-3
Olivia West	5-3
Steph Gorman	3-4
Marlene Aniambossou	2-1
Rachel Brewster	2-4
Eliza West	1-0
Emmie Harris	0-1

One Aggie scores in double figures	1-3
Two Aggies score in double figures	4-5
Three Aggies score in double figures	2-3
Four Aggies score in double figures	2-1
Five Aggies score in double figures	N/A
Six Aggies score in double figures	1-0

An opposing player scores in double figures	5-2
Two opposing players scores in double figures	4-2
Three opposing players scores in double figures	1-4
Four opposing players scores in double figures	0-3
Five opposing players scores in double figures	0-1

Double Figure Rebounds:

Shannon Dufficy	7-7
Deja Mason	1-1
Hailey Bassett	1-1

An opposing player has double figure rebounds	5-5
---	-----

Double-Doubles:


Shannon Dufficy	7-7
Hailey Bassett	1-1

An opposing player records a double-double	3-3
--	-----

Starting Lineups:

E. West, O. West, Brewster, Dufficy, Bassett	7-5
E. West, Gorman, Harris, Dufficy, Mason	3-3
E. West, O. West, Gorman, Brewster, Dufficy	0-1
E. West, Harris, Brewster, Dufficy, Mason	0-1
E. West, Gorman, Dufficy, Bassett, Mason	0-1
E. West, Gorman, Brewster, Dufficy, Bassett	0-1

INDIVIDUAL GAME-BY-GAME STATISTICS



1 ELIZA WEST

5-5, Junior, Guard
Mount Martha, Victoria, Australia
(The Peninsula School)

PTS	REB	FG%	3FG%	FT%	MIN
4.3	2.9	.311	.273	.423	29.6



3 OLIVIA WEST

5-6, Junior, Guard
Launceston, Tasmania, Australia
(Templestowe College)

PTS	REB	FG%	3FG%	FT%	MIN
8.3	1.5	.341	.296	.763	27.6

WEST GAME-BY-GAME

Opponent	MIN	FG	3FG	FT	O-D-T	PF	A	TO	B	S	TP
at Washington State	^37	1-6	0-1	0-0	0-2-2	3	5	2	0	1	2
Northern New Mexico College	^26	4-4	0-0	0-0	0-2-2	2	8	1	0	3	8
No. 3 Oregon	^30	3-8	0-2	2-2	0-4-4	2	7	4	0	1	8
BYU	^33	0-3	0-0	1-2	1-3-4	2	3	5	0	1	1
vs. USC	^28	0-4	0-1	0-0	0-3-3	3	3	5	0	0	0
vs. Colorado	^31	3-8	2-4	0-0	1-1-2	0	6	1	0	1	8
at Portland	^25	1-5	0-2	0-0	0-2-2	3	6	4	0	2	2
at UTSA	^32	2-7	0-0	3-7	0-4-4	1	4	3	0	0	7
at North Texas	^32	2-6	1-3	1-2	1-6-7	1	4	3	0	0	6
Utah Valley	^29	1-2	0-0	0-0	0-2-2	2	13	4	0	2	2
Long Beach State	^31	1-5	0-1	0-2	3-1-4	2	2	3	0	1	2
Nevada *	^32	2-8	0-1	0-0	0-1-1	1	7	7	0	0	4
at Air Force *	^33	2-7	0-1	0-4	0-2-2	1	2	6	1	1	4
at Fresno State *	^25	1-4	1-4	0-0	0-2-2	1	2	4	0	2	3
Wyoming *	^28	1-3	0-0	0-1	0-5-5	1	6	2	0	0	2
San José State *	^22	0-3	0-0	0-0	1-3-4	0	7	1	0	0	0
at Colorado State *	^26	4-10	3-5	0-0	0-1-1	2	7	2	0	2	11
New Mexico *	^32	2-8	0-1	0-0	1-3-4	3	7	2	0	1	4
at San José State *	^37	1-3	0-1	0-2	0-2-2	3	4	1	0	1	2
at UNLV *	^29	1-3	0-1	2-2	1-0-1	2	3	3	0	1	4
Fresno State *	^18	1-3	1-2	2-2	0-0-0	4	3	1	0	0	5
San Diego State *	^35	4-9	1-4	0-0	1-4-5	4	3	1	1	3	9
at Wyoming *											
Air Force *											
at New Mexico *											
Boise State *											
at San Diego State *											
at Nevada *											
Colorado State *											

^ Starter

* Mountain West game

WEST'S SEASON HIGHS CAREER HIGHS

Points	11 at Colorado State (1/19/19)	19 Dixie State (11/14/17)
Rebounds	7 at North Texas (12/8/18)	7 (3) at North Texas (12/8/18)
Assists	13 Utah Valley (12/15/18)	13 Utah Valley (12/15/18)
Steals	3 (2) SDSU (2/9/19)	6 at Nevada (2/1/17)
Blocks	1 (2) SDSU (2/9/19)	1 (8) SDSU (2/9/19)
Minutes	37 (2) at San José State (1/30/19)	45 at UNLV (1/7/17)

SUPERLATIVES SEASON CAREER

Double-Figure Scoring:	1 time	18 times
20-Plus Points:	---	---
30-Plus Points:	---	---
5-Plus Rebounds:	3 times	15 times
5-Plus Assists:	11 times	38 times
Double-Doubles:	---	---

WEST'S CAREER STATISTICS

	GP-GS	Min.	Avg.	FG-FGA	Pct.	3FG-FGA	Pct.	FT-FTA	Pct.
2016-17 (Fr.)	31-31	1,013	32.7	84-235	.357	17-51	.311	51-70	.729
2017-18 (So.)	29-29	870	30.0	75-182	.412	10-34	.294	17-27	.630
2018-19 (Jr.)	22-22	651	29.6	37-119	.311	9-33	.273	11-26	.423
TOTAL	82-82	2534	30.9	196-536	.366	36-118	.305	79-123	.642

	Off.-Def.-Total	Avg.	PF	DQ	A	TO	Blk.	Stl.	Pts.	Avg.
2016-17 (Fr.)	25-83-108	3.5	66	0	146	116	4	55	236	7.6
2017-18 (So.)	14-53-67	2.3	63	4	127	83	2	31	177	6.1
2018-19 (Jr.)	10-53-63	2.9	43	0	112	65	2	22	94	4.3
TOTAL	49-189-238	2.9	172	4	385	264	8	108	507	6.2

WEST GAME-BY-GAME

Opponent	MIN	FG	3FG	FT	O-D-T	PF	A	TO	B	S	TP
at Washington State	^38	4-11	2-7	6-6	1-3-4	3	3	2	0	3	16
Northern New Mexico College	^22	7-14	2-5	1-1	0-1-1	1	2	0	0	4	17
No. 3 Oregon	^27	1-8	1-4	0-0	1-0-1	0	0	0	0	1	3
BYU	^18	0-3	0-1	1-2	0-1-1	4	2	2	0	0	1
vs. USC	^31	2-6	0-2	2-2	0-6-6	4	4	4	0	2	6
vs. Colorado	23	1-5	0-3	0-0	0-1-1	3	4	2	0	2	2
at Portland	35	2-8	1-5	0-0	0-1-1	5	6	1	0	3	5
at UTSA	27	3-10	1-4	1-4	0-0-0	2	1	1	0	0	8
at North Texas	24	1-3	1-2	2-2	0-1-1	4	3	2	1	0	5
Utah Valley	29	6-13	4-11	0-0	0-1-1	0	0	3	0	4	16
Long Beach State	24	2-6	1-4	3-4	0-1-1	4	0	1	0	0	8
Nevada *	^41	8-17	1-6	5-5	2-2-4	4	3	2	1	1	22
at Air Force *	^37	3-10	2-4	2-2	0-2-2	2	0	2	0	0	10
at Fresno State *	^34	3-13	3-10	0-0	0-1-1	4	1	2	0	1	9
Wyoming *	^29	3-4	1-2	1-2	0-1-1	3	1	1	0	0	8
San José State *	^22	2-7	2-6	0-0	1-0-1	1	3	0	0	0	6
at Colorado State *	^19	0-3	0-3	0-0	0-2-2	2	2	2	0	0	0
New Mexico *	^24	3-9	2-5	2-4	0-1-1	2	0	1	0	0	10
at San José State *	^30	4-11	3-10	0-0	0-0-0	4	1	1	0	2	11
at UNLV *	21	1-2	1-1	2-2	0-0-0	4	0	2	0	0	5
Fresno State *	26	1-6	1-5	0-0	1-0-1	4	2	1	0	1	3
San Diego State *	26	4-10	3-8	1-2	1-2-3	1	2	3	1	1	12
at Wyoming *											
Air Force *											
at New Mexico *											
Boise State *											
at San Diego State *											
at Nevada *											
Colorado State *											

^ Starter

* Mountain West game

WEST'S SEASON HIGHS CAREER HIGHS

Points	22 Nevada (1/2/19)	32 at UC Irvine (11/10/17)
Rebounds	6 vs. USC (11/23/18)	7 at Idaho (3/15/17)
Assists	6 at Portland (11/28/18)	6 at Portland (11/28/18)
Steals	4 (2) Utah Valley (12/15/18)	4 (2) Utah Valley (12/15/18)
Blocks	1 (3) SDSU (2/9/19)	1 (5) SDSU (2/9/19)
Minutes	41 Nevada (1/2/19)	41 Nevada (1/2/19)

SUPERLATIVES SEASON CAREER

Double-Figure Scoring:	8 times	33 times
20-Plus Points:	1 time	5 times
30-Plus Points:	---	1 time
5-Plus Rebounds:	---	3 times
5-Plus Assists:	1 time	3 times
Double-Doubles:	---	---

WEST'S CAREER STATISTICS

	GP-GS	Min.	Avg.	FG-FGA	Pct.	3FG-FGA	Pct.	FT-FTA	Pct.
2016-17 (Fr.)	32-0	496	15.5	55-158	.348	26-79	.329	26-35	.743
2017-18 (So.)	29-18	826	28.5	122-325	.375	45-130	.346	67-83	.807
2018-19 (Jr.)	22-13	607	27.6	61-179	.341	32-108	.296	29-38	.763
TOTAL	83-31	1929	23.2	238-662	.360	103-317	.325	122-156	.782

	Off.-Def.-Total	Avg.	PF	DQ	A	TO	Blk.	Stl.	Pts.	Avg.
2016-17 (Fr.)	8-29-37	1.2	57	2	43	41	0	11	162	5.1
2017-18 (So.)	14-48-62	2.1	78	3	42	62	3	24	356	12.3
2018-19 (Jr.)	7-27-34	1.5	61	1	40	35	3	25	183	8.3
TOTAL	29-104-133	1.6	196	6	125	138	6	60	701	8.4

INDIVIDUAL GAME-BY-GAME STATISTICS



4 STEPH GORMAN

5-10, Freshman, Guard
Wodonga, Victoria, Australia
(Wodonga Senior Secondary College)

PTS	REB	FG%	3FG%	FT%	MIN
7.1	2.3	.335	.333	.846	27.0

GORMAN GAME-BY-GAME

Opponent	MIN	FG	3FG	FT	O-D-T	PF	A	TO	B	S	TP
at Washington State	23	1-3	1-2	0-0	1-3-4	1	4	2	0	0	3
Northern New Mexico College	24	5-8	4-7	0-0	1-2-3	0	5	0	0	3	14
No. 3 Oregon	23	2-5	2-4	3-3	0-0-0	0	3	3	0	0	9
BYU	33	5-15	3-8	0-0	2-1-3	2	3	1	0	1	13
vs. USC	29	5-8	3-6	1-2	1-3-4	3	2	4	0	1	14
vs. Colorado	^33	4-11	2-5	0-0	2-1-3	1	1	0	0	0	10
at Portland	^37	3-11	2-9	0-0	0-5-5	3	3	3	0	3	8
at UTSA	^27	4-9	2-5	0-0	0-2-2	1	3	0	0	1	10
at North Texas	^28	3-5	1-2	0-0	1-2-3	4	1	1	0	0	7
Utah Valley	^34	4-8	4-8	2-2	1-1-2	0	4	3	0	2	14
Long Beach State	^26	1-6	1-5	2-2	0-4-4	2	1	5	0	2	5
Nevada *	28	1-5	1-2	0-0	1-1-2	0	4	0	0	0	3
at Air Force *	22	2-6	0-1	0-0	0-1-1	2	1	2	0	1	4
at Fresno State *	24	3-9	3-7	2-2	0-1-1	3	0	1	0	1	11
Wyoming *	27	0-4	0-2	1-2	0-0-0	3	3	0	0	2	1
San José State *	24	3-9	3-7	0-0	0-3-3	0	4	3	1	0	9
at Colorado State *	25	2-5	2-4	0-0	0-0-0	2	4	2	0	1	6
New Mexico *	^28	3-5	1-3	0-0	0-0-0	3	2	4	0	0	7
at San José State *	19	2-10	0-5	0-0	1-3-4	1	1	1	0	0	4
at UNLV *	23	0-3	0-2	0-0	2-0-2	1	4	4	0	0	0
Fresno State *	^34	0-11	0-8	0-0	1-1-2	2	1	3	0	3	0
San Diego State *	^24	2-8	1-6	0-0	1-2-3	1	2	2	0	1	5
at Wyoming *											
Air Force *											
at New Mexico *											
Boise State *											
at San Diego State *											
at Nevada *											
Colorado State *											

^ Starter

* Mountain West game

GORMAN'S	SEASON HIGHS	CAREER HIGHS
Points	14 (3) Utah Valley (12/15/18)	14 (3) Utah Valley (12/15/18)
Rebounds	5 at Portland (11/28/18)	5 at Portland (11/28/18)
Assists	5 NNMCM (11/9/18)	5 NNMCM (11/9/18)
Steals	3 (3) Fresno State (2/6/19)	3 (3) Fresno State (2/6/19)
Blocks	1 San José State (1/16/19)	1 San José State (1/16/19)
Minutes	37 at Portland (11/28/18)	37 at Portland (11/28/18)

SUPERLATIVES	SEASON	CAREER
Double-Figure Scoring:	7 times	7 times
20-Plus Points:	---	---
30-Plus Points:	---	---
5-Plus Rebounds:	1 time	1 time
5-Plus Assists:	1 time	1 time
Double-Doubles:	---	---

GORMAN'S CAREER STATISTICS

	GP-GS	Min.	Avg.	FG-FGA	Pct.	3FG-FGA	Pct.	FT-FTA	Pct.
2018-19 (Fr.)	22-9	595	27.0	55-164	.335	36-108	.333	11-13	.846
TOTAL	22-9	595	27.0	55-164	.335	36-108	.333	11-13	.846

	Off.-Def.-Total	Avg.	PF	DQ	A	TO	Blk.	Stl.	Pts.	Avg.
2018-19 (Fr.)	15-36-51	2.3	35	0	56	43	1	22	157	7.1
TOTAL	15-36-51	2.3	35	0	56	43	1	22	157	7.1



5 SHANNON DUFFICY

6-2, Junior, Guard/Forward
Preston, Victoria, Australia
(Our Lady of Mercy College)

PTS	REB	FG%	3FG%	FT%	MIN
16.3	10.4	.448	.323	.779	34.4

DUFFICY GAME-BY-GAME

Opponent	MIN	FG	3FG	FT	O-D-T	PF	A	TO	B	S	TP
at Washington State	^24	6-17	0-5	0-0	4-2-6	3	0	2	0	2	12
Northern New Mexico College	^24	5-10	0-1	2-4	3-8-11	1	4	0	0	1	12
No. 3 Oregon	^34	6-10	2-4	0-0	4-8-12	3	3	0	2	3	14
BYU	^33	6-15	1-6	4-4	3-3-6	2	2	3	0	3	17
vs. USC	^35	3-9	0-2	1-1	2-4-6	2	0	3	0	2	7
vs. Colorado	^37	8-13	1-4	6-8	1-4-5	4	0	1	0	1	23
at Portland	^35	9-14	1-1	0-0	5-9-14	1	1	5	0	2	19
at UTSA	^39	7-19	1-6	2-2	5-11-16	1	1	2	0	0	17
at North Texas	^30	4-9	0-0	1-1	0-4-4	3	1	0	1	0	9
Utah Valley	^34	5-14	0-2	2-3	3-5-8	3	1	1	0	3	12
Long Beach State	^36	3-13	0-2	8-8	5-5-10	3	3	0	1	6	14
Nevada *	^46	8-15	1-3	3-4	5-8-13	2	1	5	6	2	20
at Air Force *	^33	9-11	1-1	5-7	4-9-13	2	0	3	3	3	24
at Fresno State *	^39	5-11	0-1	4-6	6-9-15	2	3	3	3	2	14
Wyoming *	^38	9-17	2-5	4-4	2-12-14	2	1	4	1	2	24
San José State *	^29	9-17	4-4	2-2	4-6-10	2	4	1	0	1	24
at Colorado State *	^28	6-9	1-2	1-3	2-10-12	1	0	1	0	0	14
New Mexico *	^38	10-20	0-2	6-8	3-7-10	4	3	3	1	4	26
at San José State *	^38	6-24	1-1	0-2	8-5-13	3	3	3	2	1	13
at UNLV *	^35	9-19	4-7	4-4	0-7-7	4	0	5	2	0	26
Fresno State *	^36	2-6	0-2	3-4	3-6-9	3	5	3	2	0	7
San Diego State *	^36	4-18	0-1	2-2	12-2-14	4	3	3	0	0	10
at Wyoming *											
Air Force *											
at New Mexico *											
Boise State *											
at San Diego State *											
at Nevada *											
Colorado State *											

^ Starter

* Mountain West game

DUFFICY'S	SEASON HIGHS	CAREER HIGHS
Points	26 (2) at UNLV (2/2/19)	26 (2) at UNLV (2/2/19)
Rebounds	16 at UTSA (12/5/18)	19 at Southern Utah (11/21/17)
Assists	5 Fresno State (2/6/19)	7 Boise State (2/4/17)
Steals	6 Long Beach State (12/22/18)	6 Long Beach State (12/22/18)
Blocks	6 Nevada (1/2/19)	6 Nevada (1/2/19)
Minutes	46 Nevada (1/2/19)	46 Nevada (1/2/19)

SUPERLATIVES	SEASON	CAREER
Double-Figure Scoring:	19 times	40 times
20-Plus Points:	7 times	9 times
30-Plus Points:	---	---
5-Plus Rebounds:	21 times	69 times
5-Plus Assists:	1 time	6 times
Double-Doubles:	14 times	26 times

DUFFICY'S CAREER STATISTICS

	GP-GS	Min.	Avg.	FG-FGA	Pct.	3FG-FGA	Pct.	FT-FTA	Pct.
2016-17 (Fr.)	30-30	853	28.4	99-247	.401	17-55	.309	31-46	.674
2017-18 (So.)	29-28	848	29.2	95-239	.397	17-71	.239	21-28	.750
2018-19 (Jr.)	22-22	757	34.4	139-310	.448	20-62	.323	60-77	.779
TOTAL	81-80	2458	30.3	333-796	.418	54-188	.287	112-151	.742

	Off.-Def.-Total	Avg.	PF	DQ	A	TO	Blk.	Stl.	Pts.	Avg.
2016-17 (Fr.)	89-172-261	8.7	44	2	56	66	10	29	246	8.2
2017-18 (So.)	75-163-238	8.2	57	0	46	79	13	30	228	7.9
2018-19 (Jr.)	84-144-228	10.4	55	0	39	50	24	38	358	16.3
TOTAL	248-479-727	9.0	156	2	141	195	47	97	832	10.3

INDIVIDUAL GAME-BY-GAME STATISTICS



11 LINDSEY JENSEN-BAKER

5-9, Junior, Guard
Smithfield, Utah
(Sky View HS)

PTS	REB	FG%	3FG%	FT%	MIN
3.0	1.0	.333	.000	1.000	7.5



12 HAILEY BASSETT

6-2, Junior, Guard/Forward
Layton, Utah
(Layton HS)

PTS	REB	FG%	3FG%	FT%	MIN
9.5	4.5	.503	.500	.683	19.0

JENSEN-BAKER GAME-BY-GAME

Opponent	MIN	FG	3FG	FT	O-D-T	PF	A	TO	B	S	TP
at Washington State	DNP										
Northern New Mexico College	DNP										
No. 3 Oregon	DNP										
BYU	DNP										
vs. USC	DNP										
vs. Colorado	DNP										
at Portland	DNP										
at UTSA	DNP										
at North Texas	DNP										
Utah Valley	DNP										
Long Beach State	DNP										
Nevada *	DNP										
at Air Force *	DNP										
at Fresno State *	DNP										
Wyoming *	DNP										
San José State *	10	2-5	0-1	0-0	1-1-2	1	0	3	0	0	4
at Colorado State *	5	0-1	0-1	2-2	0-0-0	0	1	0	0	0	2
New Mexico *	DNP										
at San José State *	DNP										
at UNLV *	DNP										
Fresno State *	DNP										
San Diego State *	DNP										
at Wyoming *											
Air Force *											
at New Mexico *											
Boise State *											
at San Diego State *											
at Nevada *											
Colorado State *											

^ Starter

* Mountain West game

BASSETT GAME-BY-GAME

Opponent	MIN	FG	3FG	FT	O-D-T	PF	A	TO	B	S	TP
at Washington State	^29	9-15	1-2	4-4	4-2-6	2	3	3	0	1	23
Northern New Mexico College	^17	9-12	0-0	0-0	1-3-4	0	1	0	1	1	18
No. 3 Oregon	^21	3-8	0-0	0-0	0-0-0	5	1	1	0	1	6
BYU	^17	0-4	0-0	0-2	1-3-4	1	1	2	0	0	0
vs. USC	^11	1-6	0-0	0-1	0-0-0	1	1	1	0	1	2
vs. Colorado	17	5-10	0-0	2-2	1-1-2	4	1	4	1	0	12
at Portland	17	2-6	0-0	0-0	2-6-8	0	0	2	4	2	4
at UTSA	8	3-5	0-0	0-0	3-1-4	4	0	0	0	0	6
at North Texas	21	6-10	0-0	3-4	1-4-5	2	1	1	1	0	15
Utah Valley	24	4-8	0-0	1-1	3-1-4	2	1	1	1	1	9
Long Beach State	26	1-5	0-0	1-2	1-1-2	2	2	0	0	0	3
Nevada *	^19	6-11	0-0	0-0	3-0-3	5	0	1	1	0	12
at Air Force *	^19	0-2	0-0	2-2	0-3-3	2	1	2	2	0	2
at Fresno State *	^10	0-2	0-0	0-0	2-1-3	2	0	1	0	0	0
Wyoming *	^19	4-9	0-0	3-4	0-3-3	3	0	3	4	1	11
San José State *	^22	7-10	0-0	0-0	1-8-9	1	1	2	0	1	14
at Colorado State *	^23	9-13	0-0	0-0	5-7-12	1	1	0	0	0	18
New Mexico *	15	3-7	0-0	0-0	1-5-6	5	1	2	0	0	6
at San José State *	^8	1-1	0-0	1-2	0-2-2	1	0	1	0	0	3
at UNLV *	19	3-6	0-0	1-3	2-2-4	3	0	2	0	1	7
Fresno State *	^33	10-18	0-0	7-11	5-5-10	2	0	0	0	0	27
San Diego State *	^22	4-11	0-0	3-3	1-5-6	4	0	1	1	1	11
at Wyoming *											
Air Force *											
at New Mexico *											
Boise State *											
at San Diego State *											
at Nevada *											
Colorado State *											

^ Starter

* Mountain West game

JENSEN-BAKER'S SEASON HIGHS

		CAREER HIGHS
Points	4 San José State (1/16/19)	8 at New Mexico (1/31/18)
Rebounds	2 San José State (1/16/19)	3 (5) at New Mexico (1/31/18)
Assists	1 at Colorado State (1/19/19)	1 (5) at Colorado State (1/19/19)
Steals	---	1 (6) San Diego State (12/30/17)
Blocks	---	1 (2) at Utah Valley (12/9/17)
Minutes	10 San José State (1/16/19)	21 San Diego State (12/30/17)

SUPERLATIVES

	SEASON	CAREER
Double-Figure Scoring:	---	---
20-Plus Points:	---	---
30-Plus Points:	---	---
5-Plus Rebounds:	---	---
5-Plus Assists:	---	---
Double-Doubles:	---	---

BASSETT'S SEASON HIGHS

		CAREER HIGHS
Points	27 Fresno State (2/6/19)	27 Fresno State (2/6/19)
Rebounds	12 at Colorado State (1/19/19)	12 (2) at Colorado State (1/19/19)
Assists	3 at Wash. State (11/6/18)	3 at Wash. State (11/6/18)
Steals	2 at Portland (11/28/18)	3 San Diego State (12/30/17)
Blocks	4 (2) Wyoming (1/12/19)	4 (2) Wyoming (1/12/19)
Minutes	33 Fresno State (2/6/19)	34 Utah (12/18/17)

SUPERLATIVES

	SEASON	CAREER
Double-Figure Scoring:	10 times	28 times
20-Plus Points:	2 time	3 times
30-Plus Points:	---	---
5-Plus Rebounds:	8 times	26 times
5-Plus Assists:	---	---
Double-Doubles:	2 time	3 times

JENSEN-BAKER'S CAREER STATISTICS

	GP-GS	Min.	Avg.	FG-FGA	Pct.	3FG-FGA	Pct.	FT-FTA	Pct.
2015-16 (Fr.)	14-0	66	4.7	8-26	.308	3-15	.200	3-8	.375
2016-17 (RS)	Redshirted								
2017-18 (R-So.)	25-2	169	6.8	18-47	.383	2-12	.167	11-18	.611
2018-19 (Jr.)	2-0	15	7.5	2-6	.333	0-2	.000	2-2	1.000
TOTAL	41-2	250	6.1	28-79	.354	5-29	.172	16-28	.571

	Off-Def.-Total	Avg.	PF	DQ	A	TO	Blk.	Stl.	Pts.	Avg.
2015-16 (Fr.)	6-5-11	0.8	6	0	2	6	1	2	22	1.6
2016-17 (RS)	Redshirted									
2017-18 (R-So.)	11-11-22	0.9	18	0	2	14	1	4	49	2.0
2018-19 (Jr.)	1-1-2	1.0	1	0	1	3	0	0	6	3.0
TOTAL	18-17-35	0.9	25	0	5	23	2	6	77	1.9

BASSETT'S CAREER STATISTICS

	GP-GS	Min.	Avg.	FG-FGA	Pct.	3FG-FGA	Pct.	FT-FTA	Pct.
2016-17 (Fr.)	32-11	428	13.4	63-154	.409	4-21	.190	34-45	.756
2017-18 (So.)	30-16	648	21.6	114-227	.502	7-21	.333	46-70	.657
2018-19 (Jr.)	22-14	417	19.0	90-179	.503	1-2	.500	28-41	.683
TOTAL	84-41	1493	17.8	267-560	.477	12-44	.273	108-156	.692

	Off-Def.-Total	Avg.	PF	DQ	A	TO	Blk.	Stl.	Pts.	Avg.
2016-17 (Fr.)	40-63-103	3.2	56	1	4	25	14	7	164	5.1
2017-18 (So.)	29-76-105	3.5	69	1	17	39	31	14	281	9.4
2018-19 (Jr.)	37-63-100	4.5	52	3	15	29	16	10	209	9.5
TOTAL	106-202-308	3.7	177	5	36	93	61	31	654	7.8

INDIVIDUAL GAME-BY-GAME STATISTICS



14 ROXANI BOUNTOUKA

6-2, Freshman, Forward
Thessaloniki, Greece
(Hellenic College of Thessaloniki)

PTS	REB	FG%	3FG%	FT%	MIN
---	---	---	---	---	---

BOUNTOUKA GAME-BY-GAME

Opponent	MIN	FG	3FG	FT	O-D-T	PF	A	TO	B	S	TP
at Washington State	DNP										
Northern New Mexico College	DNP										
No. 3 Oregon	DNP										
BYU	DNP										
vs. USC	DNP										
vs. Colorado	DNP										
at Portland	DNP										
at UTSA	DNP										
at North Texas	DNP										
Utah Valley	DNP										
Long Beach State	DNP										
Nevada *	DNP										
at Air Force *	DNP										
at Fresno State *	DNP										
Wyoming *	DNP										
San José State *	DNP										
at Colorado State *	DNP										
New Mexico *	DNP										
at San José State *	DNP										
at UNLV *	DNP										
Fresno State *	DNP										
San Diego State *	DNP										
at Wyoming *											
Air Force *											
at New Mexico *											
Boise State *											
at San Diego State *											
at Nevada *											
Colorado State *											

^ Starter

* Mountain West game

BOUNTOUKA'S	SEASON HIGHS	CAREER HIGHS
Points	---	---
Rebounds	---	---
Assists	---	---
Steals	---	---
Blocks	---	---
Minutes	---	---

SUPERLATIVES	SEASON	CAREER
Double-Figure Scoring:	---	---
20-Plus Points:	---	---
30-Plus Points:	---	---
5-Plus Rebounds:	---	---
5-Plus Assists:	---	---
Double-Doubles:	---	---

BOUNTOUKA'S CAREER STATISTICS

	GP-GS	Min.	Avg.	FG-FGA	Pct.	3FG-FGA	Pct.	FT-FTA	Pct.	
2018-19 (Fr.)	---	---	---	---	---	---	---	---	---	
TOTAL	---	---	---	---	---	---	---	---	---	
	Off.-Def.-Total	Avg.	PF	DQ	A	TO	Blk.	Stl.	Pts.	Avg.
2018-19 (Fr.)	---	---	---	---	---	---	---	---	---	---
TOTAL	---	---	---	---	---	---	---	---	---	---



15 LAURA DAULTON

6-2, Sophomore, Center
Spring, Texas
(Oak Ridge HS)

PTS	REB	FG%	3FG%	FT%	MIN
---	---	---	---	---	---

DAULTON GAME-BY-GAME

Opponent	MIN	FG	3FG	FT	O-D-T	PF	A	TO	B	S	TP
at Washington State	DNP										
Northern New Mexico College	DNP										
No. 3 Oregon	DNP										
BYU	DNP										
vs. USC	DNP										
vs. Colorado	DNP										
at Portland	DNP										
at UTSA	DNP										
at North Texas	DNP										
Utah Valley	DNP										
Long Beach State	DNP										
Nevada *	DNP										
at Air Force *	DNP										
at Fresno State *	DNP										
Wyoming *	DNP										
San José State *	DNP										
at Colorado State *	DNP										
New Mexico *	DNP										
at San José State *	DNP										
at UNLV *	DNP										
Fresno State *	DNP										
San Diego State *	DNP										
at Wyoming *											
Air Force *											
at New Mexico *											
Boise State *											
at San Diego State *											
at Nevada *											
Colorado State *											

^ Starter

* Mountain West game

DAULTON'S	SEASON HIGHS	CAREER HIGHS
Points	---	2 (3) at BYU (12/6/17)
Rebounds	---	2 (3) at Utah Valley (12/9/17)
Assists	---	1 (2) vs. Air Force (3/5/18)
Steals	---	1 (2) at BYU (12/6/17)
Blocks	---	1 (4) Boise State State (1/17/18)
Minutes	---	10 vs. Oregon State (12/2/17)

SUPERLATIVES	SEASON	CAREER
Double-Figure Scoring:	---	---
20-Plus Points:	---	---
30-Plus Points:	---	---
5-Plus Rebounds:	---	---
5-Plus Assists:	---	---
Double-Doubles:	---	---

DAULTON'S CAREER STATISTICS

	GP-GS	Min.	Avg.	FG-FGA	Pct.	3FG-FGA	Pct.	FT-FTA	Pct.
2017-18 (Fr.)	17-0	73	4.3	2-13	.154	0-1	.000	2-6	.333
2018-19 (RS)	Redshirted								
TOTAL	17-0	73	4.3	2-13	.154	0-1	.000	2-6	.333

	Off.-Def.-Total	Avg.	PF	DQ	A	TO	Blk.	Stl.	Pts.	Avg.
2017-18 (Fr.)	6-6-12	0.7	15	0	2	10	4	2	6	0.4
2018-19 (RS)	Redshirted									
TOTAL	6-6-12	0.7	15	0	2	10	4	2	6	0.4

INDIVIDUAL GAME-BY-GAME STATISTICS



22 RACHEL BREWSTER

5-11, Senior, Guard
Melbourne, Australia
(Rowville Secondary College)

PTS	REB	FG%	3FG%	FT%	MIN
7.3	3.5	.383	.231	.696	22.7

BREWSTER GAME-BY-GAME

Opponent	MIN	FG	3FG	FT	O-D-T	PF	A	TO	B	S	TP
at Washington State	^17	2-5	0-1	0-0	0-0-0	3	1	1	0	1	4
Northern New Mexico College	^21	5-8	0-0	2-2	0-2-2	1	1	2	1	1	12
No. 3 Oregon	^22	5-11	2-4	0-0	0-2-2	4	2	1	0	0	12
BYU	^35	7-11	0-1	0-0	5-4-9	1	2	2	1	1	14
vs. USC	^11	0-1	0-0	0-0	0-1-1	1	0	2	0	1	0
vs. Colorado	22	4-9	0-3	0-0	2-4-6	1	1	0	0	3	8
at Portland	20	3-7	0-0	0-0	1-1-2	1	1	2	0	2	6
at UTSA	17	1-7	0-1	0-0	1-4-5	1	0	4	1	0	2
at North Texas	22	4-7	1-1	0-0	0-1-1	1	0	1	0	0	9
Utah Valley	10	2-8	0-1	0-0	1-0-1	4	2	2	0	1	4
Long Beach State	23	4-10	0-1	4-4	1-4-5	0	0	1	1	0	12
Nevada *	^36	5-10	1-2	2-2	0-5-5	2	5	1	0	1	13
at Air Force *	^25	0-5	0-2	0-0	0-2-2	2	3	0	0	0	0
at Fresno State *	^22	3-9	0-1	1-2	0-6-6	1	1	1	0	1	7
Wyoming *	^21	2-6	0-0	0-0	0-1-1	0	1	2	0	2	4
San José State *	^23	3-9	1-1	0-0	4-2-6	1	3	1	0	3	7
at Colorado State *	^29	4-10	0-2	1-2	1-2-3	0	4	1	2	0	9
New Mexico *	^24	4-11	0-0	1-2	4-2-6	0	3	3	0	2	9
at San José State *	^24	4-9	0-0	2-2	1-2-3	0	2	2	1	1	10
at UNLV *	^27	3-11	0-2	3-4	2-1-3	1	2	1	0	1	9
Fresno State *	20	3-9	1-2	0-1	3-3-6	1	4	3	0	2	7
San Diego State *	^28	1-7	0-1	0-2	3-0-3	0	3	0	0	0	2
at Wyoming *											
Air Force *											
at New Mexico *											
Boise State *											
at San Diego State *											
at Nevada *											
Colorado State *											

^ Starter

* Mountain West game

BREWSTER'S SEASON HIGHS CAREER HIGHS

Points	14 BYU (11/20/18)	22 (3) San José State (2/22/17)
Rebounds	9 BYU (11/20/18)	12 at UNLV (1/7/17)
Assists	5 Nevada (1/2/19)	8 Sacramento State (11/14/15)
Steals	3 (2) San José State (1/16/19)	6 at Arizona (12/21/16)
Blocks	2 at Colorado State (1/19/19)	2 (4) at Colorado State (1/19/19)
Minutes	36 Nevada (1/2/19)	39 at UNLV (1/7/17)

SUPERLATIVES SEASON CAREER

Double-Figure Scoring:	6 times	60 times
20-Plus Points:	---	7 times
30-Plus Points:	---	---
5-Plus Rebounds:	9 times	58 times
5-Plus Assists:	1 time	3 times
Double-Doubles:	---	1 time

BREWSTER'S CAREER STATISTICS

	GP-GS	Min.	Avg.	FG-FGA	Pct.	3FG-FGA	Pct.	FT-FTA	Pct.
2015-16 (Fr.)	31-30	971	31.3	103-307	.336	31-117	.265	52-65	.800
2016-17 (So.)	32-32	917	28.7	173-434	.399	40-115	.348	43-56	.768
2017-18 (Jr.)	30-28	839	28.0	112-311	.360	23-93	.247	51-59	.864
2018-19 (Sr.)	22-15	499	22.7	69-180	.383	6-26	.231	16-23	.696
TOTAL	115-105	3226	28.1	457-1,232	.371	100-351	.285	162-203	.798

	Off.-Def.-Total	Avg.	PF	DQ	A	TO	Blk.	Stl.	Pts.	Avg.
2015-16 (Fr.)	46-131-177	5.7	93	5	68	71	5	36	289	9.3
2016-17 (So.)	39-95-134	4.2	80	1	53	65	10	42	429	13.4
2017-18 (Jr.)	38-88-126	4.2	49	0	38	50	12	41	298	9.9
2018-19 (Sr.)	29-49-78	3.5	26	0	41	33	7	22	160	7.3
TOTAL	152-363-515	4.5	248	6	200	219	34	141	1,176	10.2



24 MARLENE ANIAMBOSSOU

6-1, Junior, Forward
Cotonou, Benin
(Frank Phillips College)

PTS	REB	FG%	3FG%	FT%	MIN
3.5	2.5	.516	.000	.500	9.3

ANIAMBOSSOU GAME-BY-GAME

Opponent	MIN	FG	3FG	FT	O-D-T	PF	A	TO	B	S	TP
at Washington State	18	5-7	0-0	0-0	1-5-6	1	1	0	0	0	10
Northern New Mexico College	16	5-9	0-0	2-3	3-3-6	3	1	0	0	1	12
No. 3 Oregon	12	1-3	0-0	0-0	1-1-2	5	0	2	0	0	2
BYU	9	0-1	0-0	0-0	0-0-0	3	0	1	0	0	0
vs. USC	4	0-1	0-0	0-0	0-0-0	0	0	1	0	0	0
vs. Colorado	7	0-0	0-0	0-0	1-0-1	2	0	2	0	0	0
at Portland	17	4-8	0-1	1-4	3-1-4	2	0	2	0	1	9
at UTSA	8	3-5	0-0	1-2	3-2-5	4	0	2	0	0	7
at North Texas	4	1-2	0-0	0-0	1-1-2	1	0	3	0	0	2
Utah Valley	9	1-1	0-0	0-0	0-1-1	2	0	1	1	1	2
Long Beach State	5	0-1	0-0	1-2	1-0-1	0	0	1	0	0	1
Nevada *	12	1-1	0-0	3-4	1-1-2	3	0	0	0	0	5
at Air Force *	10	1-2	0-0	0-2	0-3-3	2	1	0	0	1	2
at Fresno State *	10	1-2	0-0	0-0	0-1-1	1	1	0	0	1	2
Wyoming *	4	0-1	0-0	0-0	1-0-1	0	0	1	0	0	0
San José State *	10	2-2	0-0	2-3	0-3-3	1	0	2	0	2	6
at Colorado State *	12	1-4	0-0	0-0	2-5-7	3	0	2	1	0	2
New Mexico *	6	0-0	0-0	0-0	0-2-2	0	0	0	0	2	0
at San José State *	14	5-8	0-0	0-0	2-2-4	3	0	1	1	2	10
at UNLV *	7	0-0	0-0	0-0	0-0-0	1	1	1	1	1	0
Fresno State *	6	2-5	0-0	0-0	1-0-1	0	0	0	1	1	4
San Diego State *	5	0-1	0-0	0-0	2-0-2	1	0	1	2	1	0
at Wyoming *											
Air Force *											
at New Mexico *											
Boise State *											
at San Diego State *											
at Nevada *											
Colorado State *											

^ Starter

* Mountain West game

ANIAMBOSSOU'S SEASON HIGHS CAREER HIGHS

Points	12 NNMCM (11/9/18)	12 NNMCM (11/9/18)
Rebounds	7 at Colorado State (1/19/19)	7 at Colorado State (1/19/19)
Assists	1 (5) at UNLV (2/2/19)	1 (5) at UNLV (2/2/19)
Steals	2 (3) at SJSU (1/30/19)	2 (3) at SJSU (1/30/19)
Blocks	2 San Diego State (2/9/19)	2 San Diego State (2/9/19)
Minutes	18 at Wash. State (11/6/18)	18 at Wash. State (11/6/18)

SUPERLATIVES SEASON CAREER

Double-Figure Scoring:	3 times	3 times
20-Plus Points:	---	---
30-Plus Points:	---	---
5-Plus Rebounds:	4 times	4 times
5-Plus Assists:	---	---
Double-Doubles:	---	---

ANIAMBOSSOU'S CAREER STATISTICS

	GP-GS	Min.	Avg.	FG-FGA	Pct.	3FG-FGA	Pct.	FT-FTA	Pct.
2018-19 (Jr.)	22-0	205	9.3	33-64	.516	0-1	.000	10-20	.500
TOTAL	22-0	205	9.3	33-64	.516	0-1	.000	10-20	.500

	Off.-Def.-Total	Avg.	PF	DQ	A	TO	Blk.	Stl.	Pts.	Avg.
2018-19 (Jr.)	23-31-54	2.5	38	1	5	21	8	15	76	3.5
TOTAL	23-31-54	2.5	38	1	5	21	8	15	76	3.5

INDIVIDUAL GAME-BY-GAME STATISTICS



32

EMMIE
HARRIS

5-10, Sophomore, Guard
Danville, Ky.
(Boyle County HS)

PTS	REB	FG%	3FG%	FT%	MIN
3.3	1.7	.333	.357	.647	12.6

HARRIS GAME-BY-GAME

Opponent	MIN	FG	3FG	FT	O-D-T	PF	A	TO	B	S	TP
at Washington State	4	0-1	0-0	0-0	0-0-0	0	0	0	0	0	0
Northern New Mexico College	18	2-6	0-4	3-4	1-5-6	0	4	2	1	1	7
No. 3 Oregon	14	0-3	0-1	0-0	0-0-0	0	1	0	0	0	0
BYU	14	3-7	2-3	0-0	0-1-1	1	1	0	1	0	8
vs. USC	21	3-6	3-3	2-2	0-2-2	1	0	2	0	2	11
vs. Colorado	^11	0-1	0-1	3-4	1-1-2	1	1	1	0	0	3
at Portland	^6	0-3	0-1	0-0	0-1-1	1	2	3	0	0	0
at UTSA	^14	1-2	1-2	0-0	0-2-2	2	1	3	0	0	3
at North Texas	^17	0-2	0-0	0-0	0-2-2	3	1	2	0	1	0
Utah Valley	^12	3-5	2-4	0-0	0-0-0	0	0	0	0	2	8
Long Beach State	^11	1-4	1-4	0-0	0-1-1	1	0	2	0	0	3
Nevada *	7	0-1	0-1	0-0	0-1-1	0	0	0	0	0	0
at Air Force *	3	0-0	0-0	0-0	0-1-1	0	0	0	0	0	0
at Fresno State *	18	3-7	1-3	2-2	2-0-2	0	2	1	0	2	9
Wyoming *	14	0-0	0-0	0-0	0-1-1	0	1	0	0	2	0
San José State *	15	3-6	2-4	0-2	1-1-2	1	2	1	0	3	8
at Colorado State *	15	3-3	2-2	0-0	2-0-2	1	0	0	0	0	8
New Mexico *	15	0-2	0-1	0-0	0-2-2	0	1	0	1	3	0
at San José State *	13	1-4	1-4	0-0	1-1-2	1	1	1	0	0	3
at UNLV *	^15	0-2	0-1	1-3	0-2-2	0	0	1	0	1	1
Fresno State *	17	0-4	0-3	0-0	2-3-5	3	0	0	0	0	0
San Diego State *	3	0-0	0-0	0-0	0-1-1	0	1	1	0	0	0
at Wyoming *											
Air Force *											
at New Mexico *											
Boise State *											
at San Diego State *											
at Nevada *											
Colorado State *											

^ Starter

* Mountain West game

HARRIS'

SEASON HIGHS

CAREER HIGHS

Points	11 vs. USC (11/23/18)	11 vs. USC (11/23/18)
Rebounds	6 NNMCM (11/9/18)	6 NNMCM (11/9/18)
Assists	4 NNMCM (11/9/18)	4 NNMCM (11/9/18)
Steals	3 (2) New Mexico (1/26/19)	3 (2) New Mexico (1/26/19)
Blocks	1 (3) New Mexico (1/26/19)	1 (5) New Mexico (1/26/19)
Minutes	21 vs. USC (11/23/18)	21 vs. USC (11/23/18)

SUPERLATIVES

SEASON

CAREER

Double-Figure Scoring:	1 time	1 time
20-Plus Points:	---	---
30-Plus Points:	---	---
5-Plus Rebounds:	2 times	2 times
5-Plus Assists:	---	---
Double-Doubles:	---	---

HARRIS' CAREER STATISTICS

FRANK CAMERON										
	GP-GS	Min.	Avg.	FG-FGA	Pct.	3FG-FGA	Pct.	FT-FTA	Pct.	
2017-18 (Fr.)	25-0	192	7.7	12-49	.245	3-18	.167	17-23	.739	
2018-19 (So.)	22-7	277	12.6	23-69	.333	15-42	.357	11-17	.647	
TOTAL	47-7	469	10.0	35-118	.297	18-60	.300	28-40	.700	
	Off.-Def.-Total	Avg.	PF	DQ	A	TO	Blk.	Stl.	Pts.	Avg.
2017-18 (Fr.)	5-11-16	0.6	20	0	2	19	2	6	44	1.8
2018-19 (So.)	10-28-38	1.7	16	0	19	20	3	17	72	3.3
TOTAL	15-39-54	1.1	36	0	21	39	5	23	116	2.5



34

EMMA
DUDLEY

6-1, Freshman, Forward
Rancho Santa Fe, Calif.
(Santa Fe Christian HS)

PTS	REB	FG%	3FG%	FT%	MIN
0.8	1.1	.385	.000	.000	5.2

DUDLEY GAME-BY-GAME

Opponent	MIN	FG	3FG	FT	O-D-T	PF	A	TO	B	S	TP
at Washington State	DNP										
Northern New Mexico College	15	2-6	0-0	0-0	4-1-5	0	1	0	3	1	4
No. 3 Oregon	6	2-4	0-1	0-0	1-1-2	0	0	1	0	0	4
BYU	DNP										
vs. USC	2	0-0	0-0	0-0	1-0-1	0	0	0	0	0	0
vs. Colorado	6	0-0	0-0	0-0	0-1-1	1	0	0	1	0	0
at Portland	3	0-0	0-0	0-0	1-1-2	0	0	1	0	0	0
at UTSA	DNP										
at North Texas	DNP										
Utah Valley	2	0-1	0-0	0-0	0-0-0	0	0	0	0	0	0
Long Beach State	5	0-1	0-0	0-0	0-1-1	0	0	1	0	0	0
Nevada *	6	0-0	0-0	0-0	1-0-1	0	0	0	0	0	0
at Air Force *	DNP										
at Fresno State *	3	0-0	0-0	0-0	0-0-0	1	0	0	0	0	0
Wyoming *	DNP										
San José State *	9	0-0	0-0	0-0	0-1-1	0	1	0	0	0	0
at Colorado State *	4	0-0	0-0	0-0	0-0-0	1	0	1	0	0	0
New Mexico *	DNP										
at San José State *	2	0-0	0-0	0-0	0-0-0	0	0	0	0	0	0
at UNLV *	4	1-1	0-0	0-0	0-0-0	0	0	0	0	0	2
Fresno State *	DNP										
San Diego State *	DNP										
at Wyoming *											
Air Force *											
at New Mexico *											
Boise State *											
at San Diego State *											
at Nevada *											
Colorado State *											

^ Starter

* Mountain West game

DUDLEY'S

SEASON HIGHS

CAREER HIGHS

Points	4 (2) No. 3 Oregon (11/14/18)	4 (2) No. 3 Oregon (11/14/18)
Rebounds	5 NNMCM (11/9/18)	5 NNMCM (11/9/18)
Assists	1 (2) San José State (1/16/19)	1 (2) San José State (1/16/19)
Steals	1 NNMCM (11/9/18)	1 NNMCM (11/9/18)
Blocks	3 NNMCM (11/9/18)	3 NNMCM (11/9/18)
Minutes	15 NNMCM (11/9/18)	15 NNMCM (11/9/18)

SUPERLATIVES

SEASON

CAREER

Double-Figure Scoring:	---	---
20-Plus Points:	---	---
30-Plus Points:	---	---
5-Plus Rebounds:	1 time	1 time
5-Plus Assists:	---	---
Double-Doubles:	---	---

DUDLEY'S CAREER STATISTICS

	GP-GS	Min.	Avg.	FG-FGA	Pct.	3FG-FGA	Pct.	FT-FTA	Pct.
2018-19 (Jr.)	13-0	67	5.2	5-13	.385	0-1	.000	0-0	.000
TOTAL	13-0	67	5.2	5-13	.385	0-1	.000	0-0	.000

	Off.-Def.-Total	Avg.	PF	DQ	A	TO	Blk.	Stl.	Pts.	Avg.
2018-19 (Jr.)	8-6-14	1.1	3	0	2	4	4	1	10	0.8
TOTAL	8-6-14	1.1	3	0	2	4	4	1	10	0.8

INDIVIDUAL GAME-BY-GAME STATISTICS



41

**TAYLOR
FRANSON**

6-1, Sophomore, Guard/Forward
American Fork, Utah
(American Fork HS)

PTS	REB	FG%	3FG%	FT%	MIN
Redshirting 2018-19 Season					

FRANSON GAME-BY-GAME

Opponent	MIN	FG	3FG	FT	O-D-T	PF	A	TO	B	S	TP
at Washington State	DNP										
Northern New Mexico College	DNP										
No. 3 Oregon	DNP										
BYU	DNP										
vs. USC	DNP										
vs. Colorado	DNP										
at Portland	DNP										
at UTSA	DNP										
at North Texas	DNP										
Utah Valley	DNP										
Long Beach State	DNP										
Nevada *	DNP										
at Air Force *	DNP										
at Fresno State *	DNP										
Wyoming *	DNP										
San José State *	DNP										
at Colorado State *	DNP										
New Mexico *	DNP										
at San José State *	DNP										
at UNLV *	DNP										
Fresno State *	DNP										
San Diego State *	DNP										
at Wyoming *											
Air Force *											
at New Mexico *											
Boise State *											
at San Diego State *											
at Nevada *											
Colorado State *											

^ Starter

* Mountain West game

FRANSON'S	SEASON HIGHS	CAREER HIGHS
Points	---	4 vs. Air Force (3/5/18)
Rebounds	---	5 Wyoming (2/7/18)
Assists	---	2 (2) at UNLV (3/5/18)
Steals	---	1 Nevada (1/13/18)
Blocks	---	1 (5) vs. Air Force (3/5/18)
Minutes	---	17 vs. Air Force (3/5/18)

SUPERLATIVES	SEASON	CAREER
Double-Figure Scoring:	---	---
20-Plus Points:	---	---
30-Plus Points:	---	---
5-Plus Rebounds:	---	1 time
5-Plus Assists:	---	---
Double-Doubles:	---	---

FRANSON'S CAREER STATISTICS

	GP-GS	Min.	Avg.	FG-FGA	Pct.	3FG-FGA	Pct.	FT-FTA	Pct.
2017-18 (Fr.)	23-1	154	6.7	6-11	.545	0-0	.000	2-4	.500
2018-19 (RS)	Redshirted								
TOTAL	23-1	154	6.7	6-11	.545	0-0	.000	2-4	.500

	Off.-Def.-Total	Avg.	PF	DQ	A	TO	Blk.	Stl.	Pts.	Avg.
2017-18 (Fr.)	9-24-33	1.4	13	0	5	13	5	1	14	0.6
2018-19 (RS)	Redshirted									
TOTAL	9-24-33	1.4	13	0	5	13	5	1	14	0.6



44

**DEJA
MASON**

6-4, Senior, Center
San Antonio, Texas
(Brennan HS)

PTS	REB	FG%	3FG%	FT%	MIN
2.1	4.4	.400	.000	.667	17.5

MASON GAME-BY-GAME

Opponent	MIN	FG	3FG	FT	O-D-T	PF	A	TO	B	S	TP
at Washington State	10	1-1	0-0	0-0	1-1-2	4	2	0	0	0	2
Northern New Mexico College	17	1-6	0-0	0-0	5-3-8	2	1	1	1	2	2
No. 3 Oregon	11	0-0	0-0	0-0	1-0-1	2	1	1	0	0	0
BYU	33	1-4	0-0	1-2	3-8-11	2	2	1	5	0	3
vs. USC	28	3-6	0-0	0-0	2-5-7	2	1	0	1	1	6
vs. Colorado	^13	1-2	0-0	0-0	0-0-0	0	0	2	0	0	2
at Portland	^5	0-0	0-0	1-2	1-2-3	1	0	0	0	0	1
at UTSA	^28	1-1	0-0	0-2	1-4-5	4	2	0	3	1	2
at North Texas	^22	2-4	0-0	0-0	3-7-10	0	0	5	1	1	4
Utah Valley	^17	0-1	0-0	0-0	2-2-4	0	0	2	2	0	0
Long Beach State	^13	0-1	0-0	0-0	2-1-3	1	0	1	0	1	0
Nevada *	23	0-1	0-0	0-0	1-3-4	4	1	1	1	1	0
at Air Force *	18	1-3	0-0	0-0	1-4-5	5	0	3	3	0	2
at Fresno State *	15	2-3	0-0	0-0	2-1-3	0	2	0	1	1	4
Wyoming *	20	0-2	0-0	0-0	1-1-2	4	0	1	3	0	0
San José State *	14	2-2	0-0	0-0	2-3-5	1	0	2	1	0	4
at Colorado State *	14	0-0	0-0	2-2	2-1-3	3	1	0	1	0	2
New Mexico *	18	1-1	0-0	0-0	1-5-6	4	0	0	1	0	2
at San José State *	15	0-2	0-0	3-4	3-3-6	1	0	0	2	1	3
at UNLV *	^20	1-2	0-0	0-0	1-2-3	0	2	2	3	0	2
Fresno State *	^10	0-1	0-0	0-0	1-2-3	1	0	0	2	0	0
San Diego State *	21	1-2	0-0	3-3	1-2-3	3	1	1	1	0	5
at Wyoming *											
Air Force *											
at New Mexico *											
Boise State *											
at San Diego State *											
at Nevada *											
Colorado State *											

^ Starter

* Mountain West game

MASON'S	SEASON HIGHS	CAREER HIGHS
Points	6 vs. USC (11/23/18)	13 San José State (2/22/17)
Rebounds	11 BYU (11/20/18)	12 (2) at San José State (12/28/17)
Assists	2 (5) UNLV (2/2/19)	4 (4) at San José State (12/28/17)
Steals	2 NNMCM (11/9/18)	3 (3) Boise State (2/4/17)
Blocks	5 BYU (11/20/18)	8 Boise State (2/3/16)
Minutes	33 BYU (11/20/18)	33 (2) BYU (11/20/18)

SUPERLATIVES	SEASON	CAREER
Double-Figure Scoring:	---	8 times
20-Plus Points:	---	---
30-Plus Points:	---	---
5-Plus Rebounds:	9 times	49 times
5-Plus Assists:	---	---
5-Plus Blocks:	1 time	6 times
Double-Doubles:	---	4 times

MASON'S CAREER STATISTICS

	GP-GS	Min.	Avg.	FG-FGA	Pct.	3FG-FGA	Pct.	FT-FTA	Pct.
2015-16 (Fr.)	26-12	392	15.1	44-90	.489	0-0	.000	26-43	.605
2016-17 (So.)	32-18	549	17.2	49-102	.480	0-1	.000	16-26	.615
2017-18 (Jr.)	30-15	561	18.7	44-86	.512	0-0	.000	20-35	.571
2018-19 (Sr.)	22-8	385	17.5	18-45	.400	0-0	.000	10-15	.667
TOTAL	110-53	1887	17.2	155-323	.480	0-1	.000	72-119	.605

	Off.-Def.-Total	Avg.	PF	DQ	A	TO	Blk.	Stl.	Pts.	Avg.
2015-16 (Fr.)	52-62-114	4.4	36	1	12	19	38	5	114	4.4
2016-17 (So.)	49-89-138	4.3	61	3	16	49	52	16	114	3.6
2017-18 (Jr.)	58-77-135	4.5	56	3	21	39	52	12	108	3.6
2018-19 (Sr.)	37-60-97	4.4	44	1	16	23	32	9	46	2.1
TOTAL	196-288-484	4.4	197	8	65	130	174	42	382	3.5

2018-19 TRENDS

Overall Record 10-12, 5-6 MW

When the Aggiesthey are
 Play day games..... 7-5
 Play night games 3-7

Lead at halftime 9-4
 Trail at halftime 1-7
 Are tied at halftime 0-1

Shoot better from the field than opponent 8-2
 Shoot worse from the field than opponent 2-10
 Shoot the same from the field as opponent 0-0

Shoot better from three than opponent 8-3
 Shoot worse from three than opponent 2-9
 Shoot the same from three as opponent 0-0

Shoot better from the FT line than opponent 6-4
 Shoot worse from the FT line than opponent 4-7
 Shoot the same from the FT line as opponent 0-1

Out-rebound opponent 6-6
 Are out-rebounded by opponent 4-6
 Are even in rebounds with opponent 0-0

Commit fewer fouls than opponent 4-4
 Commit more fouls than opponent 3-7
 Commit same number of fouls 3-1

Have more assists than opponent 9-8
 Have fewer assists than opponent 1-3
 Have same number of assists 0-1

Have fewer turnovers than opponent 3-5
 Have more turnovers than opponent 7-7
 Have same number of turnovers 0-0



Utah State's Points Scored/Allowed Summary Record When Scoring Record When Allowing

0-0	30-39	1-0
1-2	40-49	4-0
2-8	50-59	2-4
2-2	60-69	2-4
3-0	70-79	1-3
1-0	80-89	0-1
0-0	90-99	0-0
1-0	100+	0-0

Record When the Scoring Margin is...

1 (pt.)	2	3	4	5	6
0-0	0-2	1-0	1-1	1-1	1-0
7	8	9	10-15	16-20	21+
0-1	1-0	0-2	1-3	2-0	2-2

Record By Month

Nov.	Dec.	Jan.	Feb.	March
2-5	3-1	5-3	0-3	0-0

Utah State's Record By Day Of The Week

Sun.	Mon.	Tues.	Wed.	Thurs.	Fri.	Sat.
0-1	0-0	1-1	3-5	0-0	1-1	5-4

2018-19 Production Summary

	Starters Total/% Team	Bench Total/% Team
Minutes	2,900 / 64.8	1,575 / 35.2
Points	925 / 67.5	446 / 32.5
Rebounds	498 / 58.3	356 / 41.7

2018-19 Miscellaneous Statistics

	Games	Double Figure Scoring	20-Pt. Games	Double Figure Reb/Ast	Double Doubles
Aniambossou	22	3	0	0/0	0
Bassett	22	10	2	2/0	2
Bountouka	0	0	0	0/0	0
Brewster	22	6	0	0/0	0
Daulton		Redshirting 2018-19 Season			
Dudley	13	0	0	0/0	0
Dufficy	22	19	7	14/0	14
Franson		Redshirting 2018-19 Season			
Gorman	22	7	0	0/0	0
Harris	22	1	0	0/0	0
Jensen-Baker	2	0	0	0/0	0
Mason	22	0	0	2/0	0
E. West	22	1	0	0/1	0
O. West	22	8	1	0/0	0

2018-19 COMBINED STATISTICS

RECORD:	OVERALL	HOME	AWAY	NEUTRAL
ALL GAMES	10-12	5-6	5-4	0-2
CONFERENCE	5-6	3-3	2-3	0-0
NON-CONFERENCE	5-6	2-3	3-1	0-2

No.	Player	GP-GS	Min	Avg	FG-FGA	Pct	3FG-FGA	Pct	FT-FTA	Pct	Off	Def	Tot	Avg	PF	FO	A	TO	Blk	Stl	Pts	Avg
05	DUFFICY, Shannon	22-22	757	34.4	139-310	.448	20-62	.323	60-77	.779	84	144	228	10.4	55	0	39	50	24	38	358	16.3
12	BASSETT, Hailey	22-14	417	19.0	90-179	.503	1-2	.500	28-41	.683	37	63	100	4.5	52	3	15	29	16	10	209	9.5
03	WEST, Olivia	22-13	607	27.6	61-179	.341	32-108	.296	29-38	.763	7	27	34	1.5	61	1	40	35	3	25	183	8.3
22	BREWSTER, Rachel	22-15	499	22.7	69-180	.383	6-26	.231	16-23	.696	29	49	78	3.5	26	0	41	33	7	22	160	7.3
04	GORMAN, Steph	22-9	595	27.0	55-164	.335	36-108	.333	11-13	.846	15	36	51	2.3	35	0	56	43	1	22	157	7.1
01	WEST, Eliza	22-22	651	29.6	37-119	.311	9-33	.273	11-26	.423	10	53	63	2.9	43	0	112	65	2	22	94	4.3
24	ANIAMBOSOU, Marlene	22-0	205	9.3	33-64	.516	0-1	.000	10-20	.500	23	31	54	2.5	38	1	5	21	8	15	76	3.5
32	HARRIS, Emmie	22-7	277	12.6	23-69	.333	15-42	.357	11-17	.647	10	28	38	1.7	16	0	19	20	3	17	72	3.3
11	JENSEN-BAKER, L.	2-0	15	7.5	2-6	.333	0-2	.000	2-2	1.000	1	1	2	1.0	1	0	1	3	0	0	6	3.0
44	MASON, Deja	22-8	385	17.5	18-45	.400	0-0	.000	10-15	.667	37	60	97	4.4	44	1	16	23	32	9	46	2.1
34	DUDLEY, Emma	13-0	67	5.2	5-13	.385	0-1	.000	0-0	.000	8	6	14	1.1	3	0	2	4	4	1	10	0.8
TM	TEAM.....										43	52	95	4.3	0			13			0	
	Total.....	22			532-1328	.401	119-385	.309	188-272	.691	304	550	854	38.8	374	6	346	339	100	181	1371	62.3
	Opponents.....	22			460-1209	.380	126-413	.305	270-373	.724	256	536	792	36.0	345	2	241	358	66	162	1316	59.8

	USU	OPP	DATE	OPPONENT	W/L	SCORE	ATTEND
SCORING	1371	1316	11/06/18	at Washington St.	W	72-61	526
Points per game	62.3	59.8	11/09/18	NORTHERN NEW MEXICO COLLEGE	W	106-35	397
Scoring margin	+2.5	-	11/14/18	No. 3 OREGON	L	58-88	718
FIELD GOALS-ATT	532-1328	460-1209	11/20/18	BRIGHAM YOUNG	L, OT	57-62	730
Field goal pct	.401	.380	11/23/18	vs USC^	L	46-55	1,070
3 POINT FG-ATT	119-385	126-413	11/25/18	vs Colorado^	L	68-78	137
3-point FG pct	.309	.305	11/28/18	at Portland	L	54-61	359
3-pt FG made per game	5.4	5.7	12/05/18	at UTSA	W	62-56	344
FREE THROWS-ATT	188-272	270-373	12/08/18	at North Texas	W	57-41	597
Free throw pct	.691	.724	12/15/18	UTAH VALLEY	W	67-62	357
F-Throws made per game	8.5	12.3	12/22/18	LONG BEACH STATE	L	48-50	285
REBOUNDS	854	792	01/02/19	NEVADA*	W, 2OT	79-76	247
Rebounds per game	38.8	36.0	01/05/19	at Air Force*	W	48-44	509
Rebounding margin	+2.8	-	01/09/19	at Fresno State*	L	59-70	1,931
ASSISTS	346	241	01/12/19	WYOMING*	W	50-42	265
Assists per game	15.7	11.0	01/16/19	SAN JOSÉ STATE*	W	82-49	3,185
TURNOVERS	339	358	01/19/19	at Colorado State*	W	72-53	1,270
Turnovers per game	15.4	16.3	01/26/19	NEW MEXICO*	L	64-68	597
Turnover margin	+0.9	-	01/30/19	at San Jose State*	L	59-68	836
Assist/turnover ratio	1.0	0.7	02/02/19	at UNLV*	L	56-77	1,247
STEALS	181	162	02/06/19	FRESNO STATE*	L	53-64	522
Steals per game	8.2	7.4	02/09/19	SAN DIEGO STATE*	L	54-56	422
BLOCKS	100	66	* - Denotes Mountain West Conference game				
Blocks per game	4.5	3.0	^ - Denotes Nugget Classic				
ATTENDANCE	7725	8826	% - Denotes Mountain West Basketball Tournament				
Home games-Avg/Game	11-702	9-847					
Neutral site-Avg/Game	-	2-604					
SCORE BY PERIODS:							
	1st	2nd	3rd	4th	OT	OT2	Total
Utah State	333	332	337	348	11	10	1371
Opponents	325	290	316	362	16	7	1316

2018-19 CONFERENCE STATISTICS

RECORD:	OVERALL	HOME	AWAY	NEUTRAL
ALL GAMES	10-12	5-6	5-4	0-2
CONFERENCE	5-6	3-3	2-3	0-0

No.	Player	GP-GS	Min	Avg	FG-FGA	Pct	3FG-FGA	Pct	FT-FTA	Pct	Off	Def	Tot	Avg	PF	FO	A	TO	Blk	Stl	Pts	Avg
05	DUFFICY, Shannon	11-11	396	36.0	77-167	.461	14-29	.483	34-46	.739	49	81	130	11.8	29	0	23	34	20	15	202	18.4
12	BASSETT, Hailey	11-9	209	19.0	47-90	.522	0-0	.000	17-25	.680	20	41	61	5.5	29	2	4	15	8	4	111	10.1
03	WEST, Olivia	11-8	309	28.1	32-92	.348	19-60	.317	13-17	.765	5	11	16	1.5	31	0	15	17	2	6	96	8.7
22	BREWSTER, Rachel	11-10	279	25.4	32-96	.333	3-13	.231	10-17	.588	18	26	44	4.0	8	0	31	15	3	13	77	7.0
04	GORMAN, Steph	11-3	278	25.3	18-75	.240	11-47	.234	3-4	.750	6	12	18	1.6	18	0	26	21	1	9	50	4.5
01	WEST, Eliza	11-11	317	28.8	19-61	.311	6-20	.300	4-11	.364	4	23	27	2.5	22	0	51	30	2	11	48	4.4
11	JENSEN-BAKER, L.	2-0	15	7.5	2-6	.333	0-2	.000	2-2	1.000	1	1	2	1.0	1	0	1	3	0	0	6	3.0
24	ANIAMBOSOU, Marlene	11-0	96	8.7	13-26	.500	0-0	.000	5-9	.556	9	17	26	2.4	15	0	3	8	6	11	31	2.8
32	HARRIS, Emmie	11-1	135	12.3	10-29	.345	6-19	.316	3-7	.429	8	13	21	1.9	6	0	8	5	1	11	29	2.6
44	MASON, Deja	11-2	188	17.1	8-19	.421	0-0	.000	8-9	.889	16	27	43	3.9	26	1	7	10	19	3	24	2.2
34	DUDLEY, Emma	6-0	28	4.7	1-1	1.000	0-0	.000	0-0	.000	1	1	2	0.3	2	0	1	1	0	0	2	0.3
TM	TEAM.....										22	26	48	4.4	0			6			0	
	Total.....	11			259-662	.391	59-190	.311	99-147	.673	159	279	438	39.8	187	3	170	165	62	83	676	61.5
	Opponents.....	11			227-608	.373	71-220	.323	142-187	.759	131	268	399	36.3	177	0	127	170	37	86	667	60.6

	USU	OPP	DATE	OPPONENT	W/L	SCORE	ATTEND
SCORING	676	667	01/02/19	NEVADA*	W, 2OT	79-76	247
Points per game	61.5	60.6	01/05/19	at Air Force*	W	48-44	509
Scoring margin	+0.8	-	01/09/19	at Fresno State*	L	59-70	1,931
FIELD GOALS-ATT	259-662	227-608	01/12/19	WYOMING*	W	50-42	265
Field goal pct	.391	.373	01/16/19	SAN JOSÉ STATE*	W	82-49	3,185
3 POINT FG-ATT	59-190	71-220	01/19/19	at Colorado State*	W	72-53	1,270
3-point FG pct	.311	.323	01/26/19	NEW MEXICO*	L	64-68	597
3-pt FG made per game	5.4	6.5	01/30/19	at San Jose State*	L	59-68	836
FREE THROWS-ATT	99-147	142-187	02/02/19	at UNLV*	L	56-77	1,247
Free throw pct	.673	.759	02/06/19	FRESNO STATE*	L	53-64	522
F-Throws made per game	9.0	12.9	02/09/19	SAN DIEGO STATE*	L	54-56	422
REBOUNDS	438	399	* - Denotes Mountain West Conference game				
Rebounds per game	39.8	36.3					
Rebounding margin	+3.5	-					
ASSISTS	170	127					
Assists per game	15.5	11.5					
TURNOVERS	165	170					
Turnovers per game	15.0	15.5					
Turnover margin	+0.5	-					
Assist/turnover ratio	1.0	0.7					
STEALS	83	86					
Steals per game	7.5	7.8					
BLOCKS	62	37					
Blocks per game	5.6	3.4					
ATTENDANCE	5238	5793					
Home games-Avg/Game	6-873	5-1159					
Neutral site-Avg/Game	-	0-0					
SCORE BY PERIODS:							
	1st	2nd	3rd	4th	OT	OT2	Total
Utah State	154	188	156	159	9	10	676
Opponents	164	136	170	181	9	7	667

2018-19 TEAM COMPARISON

Opponent	1st	2nd	OT	Score	Mar	Total FG	FG Pct	3-Pointers	3FG Pct	Free Throws	FT Pct	Rebounds	Mar	Assist	TOver	Block	Steal	Fouls
at Washington State	32/35	40/26	---	72-61	+11	29-66/22-46	.439/.478	4-18/3-13	.222/.231	10-10/14-21	1.000/.667	31/34	-3	19/10	10/20	0/1	9/4	20/18
NNMC	47/14	59/21	---	106-35	+71	45-83/12-57	.542/.211	6-17/6-28	.353/.214	10-14/5-5	.714/1.000	54/31	+23	28/6	6/25	8/2	18/3	10/15
No. 3 OREGON	29/49	29/39	---	58-88	-30	23-60/30-54	.383/.556	7-19/7-21	.368/.333	5-5/21-24	1.000/.875	26/36	-10	17/17	13/10	2/3	6/6	21/14
BYU	26/21	29/34	2/7	57-62	-5	22-63/22-57	.349/.386	6-19/3-12	.316/.250	7-12/15-22	.583/.682	44/37	+7	16/10	19/13	7/3	6/9	18/14
vs. USC	26/27	20/28	---	46-55	-9	17-47/19-51	.362/.373	6-14/5-19	.429/.263	6-8/12-22	.750/.545	33/35	-2	11/9	23/17	1/2	10/12	17/13
vs. Colorado	31/43	37/35	---	68-78	-10	26-59/27-52	.441/.519	5-20/12-24	.250/.500	11-14/12-17	.786/.706	27/34	-7	14/13	12/17	2/0	7/4	17/15
at Portland	30/29	24/32	---	54-61	-7	24-62/20-61	.387/.328	4-19/6-26	.211/.231	2-6/15-21	.333/.714	47/36	+11	19/11	24/16	4/4	12/10	17/10
at UTSA	25/23	37/33	---	62-56	+6	25-65/21-66	.385/.318	5-18/3-9	.278/.333	7-17/11-20	.412/.550	51/45	+6	12/14	15/11	4/7	2/6	20/20
at North Texas	27/20	30/21	---	57-41	+16	23-48/15-58	.479/.259	4-8/2-12	.500/.167	7-9/9-13	.778/.692	42/30	+12	11/5	19/9	4/1	2/6	19/14
UTAH VALLEY	33/29	34/33	---	67-62	+5	26-61/25-51	.426/.490	10-26/4-12	.385/.333	5-6/8-10	.833/.800	25/38	-13	21/10	18/28	4/3	16/9	13/14
LONG BEACH STATE	17/25	31/25	---	48-50	-2	13-52/20-48	.250/.417	3-17/4-17	.176/.235	19-24/6-11	.792/.545	36/37	-1	8/9	15/22	2/3	10/7	15/21
NEVADA	31/22	29/38	19/16	79-76	+3	31-69/24-71	.449/.338	4-15/4-20	.267/.200	13-15/24-30	.867/.800	45/48	-3	21/15	18/15	9/5	5/11	21/21
at Air Force	26/19	22/25	---	48-44	+4	18-46/15-60	.391/.250	3-9/2-16	.333/.125	9-17/12-18	.529/.667	42/39	+3	8/4	18/14	9/5	6/10	18/18
at Fresno State	30/27	29/43	---	59-70	-11	21-60/26-52	.350/.500	8-26/8-22	.308/.364	9-12/10-12	.750/.833	36/32	+4	12/14	16/14	4/4	11/5	15/12
WYOMING	22/17	28/25	---	50-42	+8	19-46/16-49	.413/.327	3-9/4-21	.333/.190	9-13/6-11	.692/.545	32/34	-2	13/7	14/17	8/1	9/4	16/18
SAN JOSÉ STATE	46/26	36/23	---	82-49	+33	33-70/16-55	.471/.291	12-23/9-29	.522/.310	4-7/8-12	.571/.667	51/30	+21	25/13	16/19	2/7	10/10	9/15
at Colorado State	45/23	27/30	---	72-53	+19	29-58/19-49	.500/.388	8-19/5-17	.421/.294	6-9/10-16	.667/.625	45/20	+25	20/12	12/6	4/3	3/4	16/8
NEW MEXICO	29/32	35/36	---	64-68	-4	26-63/22-57	.413/.386	3-12/11-24	.250/.458	9-14/13-20	.643/.650	41/38	+3	17/13	15/17	3/2	12/12	21/17
at San José State	30/29	29/39	---	59-68	-9	24-72/24-59	.333/.407	5-21/6-24	.238/.250	6-12/14-17	.500/.824	40/45	-5	12/14	11/17	6/4	8/3	17/14
at UNLV	28/40	28/37	---	56-77	-21	19-49/30-61	.388/.492	5-14/6-14	.357/.429	13-18/11-12	.722/.917	24/38	-14	12/10	20/16	6/2	5/10	16/18
FRESNO STATE	28/38	25/26	---	53-64	-11	19-63/19-49	.302/.388	3-22/7-18	.136/.389	12-18/19-19	.667/1.000	40/37	+3	15/13	12/17	5/1	7/9	20/18
SAN DIEGO STATE	27/27	27/29	---	54-56	-2	20-66/16-46	.303/.348	5-20/9-15	.250/.600	9-12/15-20	.750/.750	42/38	+4	15/12	13/18	6/3	7/8	18/18
at Wyoming																		
AIR FORCE																		
at New Mexico																		
BOISE STATE																		
at San Diego State																		
at Nevada																		
COLORADO STATE																		



Utah State junior guard/forward **Shannon Dufficy** has scored in double figures in all but three games this season, including a career-high 26 points against New Mexico (Jan. 26) and at UNLV (Feb. 2).

2018-19 GAME HIGHS

Opponent	Date	Score	W/L	POINTS	REBOUNDS	ASSISTS	STEALS	BLOCKED SHOTS
at Washington St.	11/06/18	72-61	W	23-BASSETT, Hailey	6-ANIAMBOSSOU, Marlene DUFFICY, Shannon BASSETT, Hailey	5-WEST, Eliza	3-WEST, Olivia	None
NNMC	11/09/18	106-35	W	18-BASSETT, Hailey	11-DUFFICY, Shannon	8-WEST, Eliza	4-WEST, Olivia	3-DUDLEY, Emma
No. 3 OREGON	11/14/18	58-88	L	14-DUFFICY, Shannon	12-DUFFICY, Shannon	7-WEST, Eliza	3-DUFFICY, Shannon	2-DUFFICY, Shannon
BRIGHAM YOUNG	11/20/18	57-62	L,OT	17-DUFFICY, Shannon	11-MASON, Deja	3-GORMAN, Steph WEST, Eliza	3-DUFFICY, Shannon	5-MASON, Deja
vs USC	11/23/18	46-55	L	14-GORMAN, Steph	7-MASON, Deja	4-WEST, Olivia	2-HARRIS, Emmie DUFFICY, Shannon WEST, Olivia	1-MASON, Deja
vs Colorado	11/25/18	68-78	L	23-DUFFICY, Shannon	6-BREWSTER, Rachel	6-WEST, Eliza	3-BREWSTER, Rachel	1-DUDLEY, Emma BASSETT, Hailey
at Portland	11/28/18	54-61	L	19-DUFFICY, Shannon	14-DUFFICY, Shannon	6-WEST, Olivia WEST, Eliza	3-GORMAN, Steph WEST, Olivia	4-BASSETT, Hailey
at UTSA	12/05/18	62-56	W	17-DUFFICY, Shannon	16-DUFFICY, Shannon	4-WEST, Eliza	1-MASON, Deja GORMAN, Steph	3-MASON, Deja
at North Texas	12/08/18	57-41	W	15-BASSETT, Hailey	10-MASON, Deja	4-WEST, Eliza	1-HARRIS, Emmie MASON, Deja	1-BASSETT, Hailey MASON, Deja WEST, Olivia DUFFICY, Shannon
UTAH VALLEY	12/15/18	67-62	W	16-WEST, Olivia	8-DUFFICY, Shannon	13-WEST, Eliza	4-WEST, Olivia	2-MASON, Deja
LONG BEACH STATE	12/22/18	48-50	L	14-DUFFICY, Shannon	10-DUFFICY, Shannon	3-DUFFICY, Shannon	6-DUFFICY, Shannon	1-BREWSTER, Rachel DUFFICY, Shannon
NEVADA	1/2/19	79-76	W,OT	22-WEST, Olivia	13-DUFFICY, Shannon	7-WEST, Eliza	2-DUFFICY, Shannon	6-DUFFICY, Shannon
at Air Force	1/5/2019	48-44	W	24-DUFFICY, Shannon	13-DUFFICY, Shannon	3-BREWSTER, Rachel	3-DUFFICY, Shannon	3-MASON, Deja DUFFICY, Shannon
at Fresno State	1/9/2019	59-70	L	14-DUFFICY, Shannon	15-DUFFICY, Shannon	3-DUFFICY, Shannon	2-DUFFICY, Shannon WEST, Eliza HARRIS, Emmie	3-DUFFICY, Shannon
WYOMING	01/12/19	50-42	W	24-DUFFICY, Shannon	14-DUFFICY, Shannon	6-WEST, Eliza	2-DUFFICY, Shannon BREWSTER, Rachel GORMAN, Steph HARRIS, Emmie	4-BASSETT, Hailey
SAN JOSÉ STATE	01/16/19	82-49	W	24-DUFFICY, Shannon	10-DUFFICY, Shannon	7-WEST, Eliza	3-BREWSTER, Rachel HARRIS, Emmie	1-GORMAN, Steph MASON, Deja
at Colorado State	1/19/19	72-53	W	18-BASSETT, Hailey	12-DUFFICY, Shannon BASSETT, Hailey	7-WEST, Eliza	2-WEST, Eliza	2-BREWSTER, Rachel
NEW MEXICO	01/26/19	64-68	L	26-DUFFICY, Shannon	10-DUFFICY, Shannon	7-WEST, Eliza	4-DUFFICY, Shannon	1-DUFFICY, Shannon MASON, Deja HARRIS, Emmie
at San José State	01/30/19	59-68	L	13-DUFFICY, Shannon	13-DUFFICY, Shannon	4-WEST, Eliza	2-WEST, Olivia ANIAMBOSSOU, Marlene	2-MASON, Deja DUFFICY, Shannon
at UNLV	02/02/19	56-77	L	26-DUFFICY, Shannon	7-DUFFICY, Shannon	4-GORMAN, Steph	1-ANIAMBOSSOU, Marlene BREWSTER, Rachel HARRIS, Emmie BASSETT, Hailey WEST, Eliza	3-MASON, Deja
FRESNO STATE	02/06/19	53-64	L	27-BASSETT, Hailey	10-BASSETT, Hailey	5-DUFFICY, Shannon	3-GORMAN, Steph	2-MASON, Deja DUFFICY, Shannon
SAN DIEGO STATE	02/09/19	54-56	L	12-WEST, Olivia	14-DUFFICY, Shannon	3-WEST, Eliza BREWSTER, Rachel DUFFICY, Shannon	3-WEST, Eliza	2-ANIAMBOSSOU, Marlene

2018-19 INDIVIDUAL POINTS-REBOUNDS-ASSISTS

OPPONENT	DATE	SCORE	W/L	01 WEST, E.	03 WEST, O.	04 GORMAN	05 DUFFICY	11 JENSEN-BAKER	12 BASSETT	14 BOUNTOUNKA
at Washington State	11/06/18	72-61	W	2-2-5	16-4-3	3-4-4	12-6-0	DNP	23-6-3	DNP
NNMC	11/09/18	106-35	W	8-2-8	17-1-2	14-3-5	12-11-4	DNP	18-4-1	DNP
No. 3 OREGON	11/14/18	58-88	L	8-4-7	3-1-0	9-0-3	14-12-3	DNP	6-0-0	DNP
BYU	11/20/18	57-62	L, OT	1-4-3	1-1-2	13-3-3	17-6-2	DNP	0-4-1	DNP
vs. USC	11/23/18	46-55	L	0-3-3	6-6-4	14-4-2	7-6-0	DNP	2-0-1	DNP
vs. Colorado	11/25/18	68-78	L	8-2-6	2-1-4	10-3-1	23-5-0	DNP	12-2-1	DNP
at Portland	11/28/18	54-61	L	2-2-6	5-1-6	8-5-3	19-14-1	DNP	4-8-0	DNP
at UTSA	12/05/18	62-56	W	7-4-4	8-0-1	10-2-3	17-16-1	DNP	6-4-0	DNP
at North Texas	12/08/18	57-41	W	6-7-4	5-1-3	7-3-1	9-4-1	DNP	15-5-1	DNP
UTAH VALLEY	12/15/18	67-62	W	2-2-13	16-1-0	14-2-4	12-8-1	DNP	9-4-1	DNP
LONG BEACH STATE	12/22/18	48-50	L	2-4-2	8-1-0	5-4-1	14-10-3	DNP	3-2-2	DNP
NEVADA	01/02/19	79-76	W, OT	4-1-7	22-4-3	3-2-4	20-13-1	DNP	12-3-0	DNP
at Air Force	01/05/19	48-44	W	4-2-2	10-2-0	4-1-1	24-13-0	DNP	2-3-1	DNP
at Fresno State	01/09/19	59-70	L	3-2-2	9-1-1	11-1-0	14-15-3	DNP	0-3-0	DNP
WYOMING	01/12/19	50-42	W	2-5-6	8-1-1	1-0-3	24-14-1	DNP	11-3-0	DNP
SAN JOSÉ STATE	01/16/19	82-49	W	0-4-7	6-1-3	9-3-4	24-10-4	4-2-0	14-9-1	DNP
at Colorado State	01/19/19	72-53	W	11-1-7	0-2-2	6-0-4	14-12-0	2-0-1	18-12-1	DNP
NEW MEXICO	01/26/19	64-68	L	4-4-7	10-1-0	7-0-2	26-10-3	DNP	6-6-1	DNP
at San José State	01/30/19	59-68	L	2-2-4	11-0-1	4-4-1	13-13-3	DNP	3-2-0	DNP
at UNLV	02/02/19	56-77	L	4-1-3	5-0-0	0-2-4	26-7-0	DNP	7-4-0	DNP
FRESNO STATE	02/06/19	53-64	L	5-0-3	3-1-2	0-2-1	7-9-5	DNP	27-10-0	DNP
SAN DIEGO STATE	02/09/19	54-56	L	9-5-3	12-3-2	5-3-2	10-14-3	DNP	11-6-0	DNP
at Wyoming	02/13/19									
AIR FORCE	02/16/19									
at New Mexico	02/20/19									
BOISE STATE	02/23/19									
at San Diego State	02/27/19									
at Nevada	03/02/19									
COLORADO STATE	03/04/19									

OPPONENT	DATE	SCORE	W/L	15 DAULTON	22 BREWSTER	24 ANIAMBOSOU	32 HARRIS	34 DUDLEY	41 FRANSON	44 MASON
at Washington State	11/06/18	72-61	W	DNP	4-0-1	10-6-1	0-0-0	DNP	DNP	2-2-2
NNMC	11/09/18	106-35	W	DNP	12-2-1	12-6-1	7-6-4	4-5-1	DNP	2-8-1
No. 3 OREGON	11/14/18	58-88	L	DNP	12-2-2	2-2-0	0-0-1	4-2-0	DNP	0-1-1
BYU	11/20/18	57-62	L, OT	DNP	14-9-2	0-0-0	8-1-1	DNP	DNP	3-11-2
vs. USC	11/23/18	46-55	L	DNP	0-1-0	0-0-0	11-2-0	0-1-0	DNP	6-7-1
vs. Colorado	11/25/18	68-78	L	DNP	8-6-1	0-1-0	3-2-1	0-1-0	DNP	2-0-0
at Portland	11/28/18	54-61	L	DNP	6-2-1	9-4-0	0-1-2	0-2-0	DNP	1-3-0
at UTSA	12/05/18	62-56	W	DNP	2-5-0	7-5-0	3-2-1	DNP	DNP	2-5-2
at North Texas	12/08/18	57-41	W	DNP	9-1-0	2-2-0	0-2-1	DNP	DNP	4-10-0
UTAH VALLEY	12/15/18	67-62	W	DNP	4-1-2	2-1-0	8-0-0	0-0-0	DNP	0-4-0
LONG BEACH STATE	12/22/18	48-50	L	DNP	12-5-0	1-1-0	3-1-0	0-1-0	DNP	0-3-0
NEVADA	01/02/19	79-76	W, OT	DNP	13-5-5	5-2-0	0-1-0	0-1-0	DNP	0-4-1
at Air Force	01/05/19	48-44	W	DNP	0-2-3	2-3-1	0-1-0	DNP	DNP	2-5-0
at Fresno State	01/09/19	59-70	L	DNP	7-6-1	2-1-1	9-2-2	0-0-0	DNP	4-3-2
WYOMING	01/12/19	50-42	W	DNP	4-1-1	0-1-0	0-1-1	DNP	DNP	0-2-0
SAN JOSÉ STATE	01/16/19	82-49	W	DNP	7-6-3	6-3-0	8-2-2	0-1-1	DNP	4-5-0
at Colorado State	01/19/19	72-53	W	DNP	9-3-4	2-7-0	8-2-0	0-0-0	DNP	2-3-1
NEW MEXICO	01/26/19	64-68	L	DNP	9-6-3	0-2-0	0-2-1	DNP	DNP	2-6-0
at San José State	01/30/19	59-68	L	DNP	10-3-2	10-4-0	3-2-1	0-0-0	DNP	3-6-0
at UNLV	02/02/19	56-77	L	DNP	9-3-2	0-0-1	1-2-0	2-0-0	DNP	2-3-2
FRESNO STATE	02/06/19	53-64	L	DNP	7-6-4	4-1-0	0-5-0	DNP	DNP	0-3-0
SAN DIEGO STATE	02/09/19	54-56	L	DNP	2-3-3	0-2-0	0-1-1	DNP	DNP	5-3-1
at Wyoming	02/13/19									
AIR FORCE	02/16/19									
at New Mexico	02/20/19									
BOISE STATE	02/23/19									
at San Diego State	02/27/19									
at Nevada	03/02/19									
COLORADO STATE	03/04/19									

2018-19 BOX SCORES

EX.

Utah State 77, Westminster 56 (Ex.)

Nov. 2, 2018

Official Basketball Box Score -- Game Totals -- Final Statistics
Westminster vs Utah State
11/02/18 7 p.m. at Logan, Utah (Dee Glen Smith Spectrum)

Westminster 56 • 0-0

#	Player	Total			3-Ptr			Rebounds			PF	TP	A TO Blk Stl			Min
		FG-FGA	FG-FGA	FT-FTA	Off	Def	Tot	A	To	Blk			Stl			
20	ELLISS, Olivia	f	1-2	0-0	0-0	0	3	3	0	2	0	2	1	0	21	
42	KREBS, Hunter	f	5-8	2-2	3-6	1	5	6	3	15	0	4	0	1	33	
02	CARLSEN, Kaylee	g	3-9	2-4	2-2	0	1	1	1	10	1	1	0	1	26	
12	WILLIAMS, Sicilee	g	0-3	0-1	2-2	0	1	1	0	2	0	2	0	0	20	
05	GONZALEZ, Denise	g	5-13	1-5	2-2	0	4	4	1	13	4	2	0	1	31	
01	WILLIAMS, Haddi		0-2	0-1	0-0	0	0	0	1	0	0	0	0	0	4	
11	NABITY, Caitlyn		0-1	0-1	0-0	0	0	0	1	0	0	2	0	0	9	
15	ANDERL, Hannah		1-2	0-1	0-0	1	1	2	0	2	0	1	0	1	18	
21	WEIXLER, Sara		0-0	0-0	0-0	0	0	0	0	0	0	0	0	0	2	
22	RAWLINGS, Rian		0-2	0-0	0-0	1	1	2	1	0	1	0	0	0	14	
24	TOLUONO, Kaitlin		3-5	0-0	6-6	1	5	6	3	12	1	5	0	2	22	
Team						4	3	7				1				
Totals			18-47	5-15	15-18	8	24	32	11	56	7	20	1	6	200	
1st - FG %:		5-10	50.0%	2nd: 7-11	63.6%	3rd: 1-2	8.3%	4th: 5-14	35.7%	Game: 18-47	38.3%	Deadball				
3FG %:		1-2	50.0%	2-4	50.0%	0-3	0.0%	2-6	33.3%	5-15	33.3%	Rebound				
FT %:		6-6	100.0%	1-2	50.0%	2-4	50.0%	6-6	100.0%	15-18	83.3%					

Utah State 77 • 0-0

#	Player		Total		3-Ptr		Rebounds			PF	TP	A	TO	Blk	Stl	Min
			FG-FGA	FG-FGA	FT-FTA	Off	Def	Tot								
05	DUFFICY, Shannon	f	6-12	3-6	1-2	2	4	6	2	16	2	3	0	0	21	
12	BASSETT, Hailey	f	8-15	0-0	1-2	4	4	8	2	17	1	1	2	0	19	
01	WEST, Eliza	g	1-6	0-2	0-0	0	3	3	0	2	11	0	0	2	30	
03	WEST, Olivia	g	5-9	3-6	8-9	0	0	0	1	21	1	1	0	2	26	
22	BREWSTER, Rachel	g	1-5	0-1	0-0	1	3	4	2	2	2	1	2	1	22	
04	GORMAN, Steph		1-3	1-1	0-0	0	2	2	3	3	4	2	0	0	23	
14	DAULTON, Laura		1-1	0-0	0-0	0	0	0	1	2	0	0	0	0	4	
25	ANIAMBOSOU, Marlen		0-0	0-0	0-0	0	0	0	3	0	1	4	0	1	14	
32	HARRIS, Emmie		4-7	3-3	1-2	1	1	2	1	12	0	0	0	0	19	
34	DUDLEY, Emma		0-0	0-0	0-0	0	1	1	0	0	0	0	0	0	3	
41	FRANSON, Taylor		0-0	0-0	0-0	0	0	0	0	0	1	0	0	0	9	
44	MASON, Deja		1-1	0-0	0-0	1	0	1	1	2	0	0	1	0	10	
	Team					1	4	5								
Totals			28-59	10-19	11-15	10	22	32	16	77	22	13	5	6	200	
1st - FG %:			9-17	52.9%	2nd: 7-14	50.0%	3rd: 7-17	41.2%	4th: 5-11	45.5%	Game: 28-59	47.5%	Deadball			
3FG %:			2-4	50.0%	3-8	37.5%	2-4	50.0%	3-3	100.0%	10-19	52.6%	Rebounds			
FT %:			0-0	0.0%	3-3	100.0%	5-8	62.5%	3-4	75.0%	11-15	73.3%	1,1			

Officials: Ashley Ellis, Teresa Olsen, Katie Bossenmaier
Technical fouls: Westminster-None. Utah State-TEAM.
Attendance: 602

Score by periods		1st	2nd	3rd	4th	Total		
Westminster		17	17	4	18	56		
Utah State		20	20	21	16	77		

Last FG - WCWB 4th-00:48, USU 4th-02:38.
Largest lead - WCWB by 2 1st-10:00, USU by 29 4th-07:37.
WCWB led for 01:36. USU led for 34:47. Game was tied for 03:37.

Score tied - 3 times.
Lead changed - 3 times.

1

Utah State 72, Washington State 61

Nov. 6, 2018

Official Basketball Box Score -- Game Totals -- Final Statistics
Utah State vs Washington St.
11/06/18 7:00 pm at

Utah State 72 • 1-0

#	Player		Total		3-Ptr		Rebounds			PF	TP	A	TO	Blk	Stl	Min
			FG-FGA	FG-FGA	FT-FTA	Off	Def	Tot								
05	DUFFICY, Shannon	f	6-17	0-5	0-0	4	2	6	3	12	0	1	0	2	24	
12	BASSETT, Hailey	f	9-15	1-2	4-4	4	2	6	2	23	3	2	0	1	29	
01	WEST, Eliza	g	1-6	0-1	0-0	0	2	2	3	2	5	2	0	1	37	
03	WEST, Olivia	g	4-11	2-7	6-6	1	3	4	3	16	3	2	0	3	38	
22	BREWSTER, Rachel	g	2-5	0-1	0-0	0	0	0	3	4	1	1	0	1	17	
04	GORMAN, Steph		1-3	1-2	0-0	1	3	4	1	3	4	2	0	0	23	
24	ANIAMBOSOU, Marlen		5-7	0-0	0-0	1	5	6	1	10	1	0	0	1	18	
32	HARRIS, Emmie		0-1	0-0	0-0	0	0	0	0	0	0	0	0	0	4	
44	MASON, Deja		1-1	0-0	0-0	1	1	2	4	2	2	0	0	0	10	
Team						0	1	1								
Totals				29-66	4-18	10-10	12	19	31	20	72	19	10	0	9	200
1st - FG %:			8-19	42.1%	2nd: 6-14	42.9%	3rd: 6-18	33.3%	4th: 9-15	60.0%	Game: 29-66	43.9%	Deadball			
3FG %:			1-4	25.0%	1-3	33.3%	0-5	0.0%	2-6	33.3%	4-18	22.2%	Rebounds			
FT %:			0-0	0.0%	2-2	100.0%	0-0	0.0%	8-8	100.0%	10-10	100.0%	0			

Washington State 61 • 0-1

#	Player		Total		3-Ptr		Rebounds			PF	TP	A TO Blk			Stl	Min
			FG-FGA	FG-FGA	FT-FTA	Off	Def	Tot	A			TO	Blk			
13	Shir Levy	f	2-4	0-1	0-0	0	1	1	0	4	0	0	0	0	17	
45	Borislava Hristova	f	10-18	1-6	6-9	2	5	7	1	27	1	4	0	2	36	
20	Maria Kostourkova	c	1-2	0-0	5-6	1	6	7	3	7	2	3	0	0	27	
11	Chanelle Molina	g	1-7	0-1	1-2	0	1	1	3	3	4	2	0	1	40	
23	Alexys Swedlund	g	1-3	0-2	0-0	0	2	2	4	2	1	5	0	1	28	
15	Ula Motuga	g	6-9	2-3	1-2	2	4	6	2	15	1	4	1	0	27	
22	Celena Molina	g	0-0	0-0	0-0	1	3	4	0	0	0	1	0	0	10	
33	Cherilyn Molina	g	0-1	0-0	1-2	1	2	3	4	1	1	1	0	0	11	
41	Jovana Subasic	g	1-2	0-0	0-0	0	1	1	2	0	0	0	0	0	4	
Team						2	0	2								
Totals			22-46	3-13	14-21	9	25	34	18	61	10	20	1	4	200	
1st- FG %: 5-8 62.5% 2nd: 7-11 63.6% 3rd: 6-15 40.0% 4th: 4-12 33.3% Game: 22-46 47.8% Deadball																
3FG %: 1-2 50.0% 1-3 33.3% 0-3 0.0% 1-5 20.0% 3-13 23.1% Rebounds																
FT %: 0-0 0.0% 1-2 50.0% 0-2 0.0% 4-7 57.1% 14-21 66.7% 3																

Officials: Technical fouls: Utah State-None. Washington St.-None.
Attendance: 526
2018-19 Women's Basketball. Round: 0. Utah St. vs Washington St.. Played at .

Score by periods		1st	2nd	3rd	4th	Total		
Utah State		17	15	12	28	72		
Washington St.		19	16	13	13	61		

Last FG - US 4th-00:51, WS 4th-02:19.
Largest lead - US by 11 4th-00:08, WS by 7 2nd-03:06.
US led for 12:32. WS led for 24:47. Game was tied for 02:31.

Score tied - 3 times.
Lead changed - 4 times.

2

Utah State 106, NNMCC 35

Nov. 9, 2018

Official Basketball Box Score -- Game Totals -- Final Statistics
Northern New Mexico College vs Utah State
11/9/18 2 p.m. at Logan, Utah (Dee Glen Smith Spectrum)

Northern New Mexico College 35 • 1-4

#	Player		Total		3-Ptr		Rebounds			PF	TP	A TO Blk Stl			Min
			FG-FGA	FG-FGA	FT-FTA	Off	Def	Tot	A			TO	Blk	Stl	
42	Raeanne Herrera	f	2-8	0-0	0-0	1	4	5	2	4	0	3	1	1	22
54	Cheyenne Livingston	f	0-3	0-0	0-0	2	3	5	1	0	0	0	0	0	25
01	Leah DeAguiro	g	3-8	3-8	0-0	0	5	5	0	9	2	2	1	0	31
05	Holly Woodbury	g	1-3	0-1	0-0	2	1	3	1	2	0	1	0	0	18
24	Shamika Benally	g	0-4	0-2	0-0	0	0	0	1	0	1	0	0	0	12
03	Kalisha Kinsel	g	0-2	0-1	0-0	0	0	0	1	0	0	2	0	0	5
12	Anelisia Pena	g	0-3	0-1	0-0	0	0	0	0	0	0	1	0	0	8
20	Melanie Secody	g	3-11	2-7	5-5	0	0	0	4	13	1	6	0	2	23
23	Kayla Salazar	g	0-8	0-5	0-0	0	1	1	0	0	1	3	0	0	20
33	Katelyn Yuzos	g	2-5	0-2	0-0	1	4	5	3	4	0	3	0	0	12
44	Erykah Tallman	g	1-2	1-1	0-0	2	1	3	2	3	1	3	0	0	24
Team						3	1	4							
Totals			12-57	6-28	5-5	11	20	31	15	35	6	25	2	3	200
1st - FG %:			3-15	20.0%	2nd: 2-14	14.3%	3rd: 5-15	33.3%	4th: 2-13	15.4%	Game: 12-57	21.1%	Deadball		
3FG %:			0-3	0.0%	0-0	0.0%	0-0	0.0%	0-0	0.0%	6-20	30.0%	Rebounds		
FT %:			0-0	0.0%	2-2	100.0%	3-3	100.0%	0-0	0.0%	5-5	100.0%	0		

2018-19 BOX SCORES

4 BYU 62, Utah State 57 (OT) Nov. 20, 2018

Official Basketball Box Score -- Game Totals -- Final Statistics
Brigham Young vs Utah State
11/20/18 7 p.m. at Logan, Utah (Dee Glen Smith Spectrum)

Brigham Young 62 • 3-1

#	Player	Total		3-Ptr		Rebounds		PF	TP	A	TO	Blk	Stl	Min
		FG-FGA	FG-FGA	FT-FTA	Off Def Tot	PF	TP							
33	MOODY, Jasmine	f	2-2	0-0	2-6	2	3	5	5	6	2	1	0	29
03	SALMON, Shalae	c	3-9	0-0	1-2	4	5	9	1	7	1	6	1	0
01	CHASE, Brenna	g	5-14	3-6	0-0	0	3	3	1	13	3	2	2	3
05	ALBIERO, Maria	g	2-4	0-2	0-0	0	2	2	0	4	0	0	0	1
13	JOHNSON, Paisley	g	2-9	0-2	6-6	1	3	4	3	10	1	2	0	1
02	GONZALES, Shaylee	g	7-13	0-1	6-8	3	2	5	1	20	3	1	0	3
14	UGWU, Babalu	g	0-4	0-0	0-0	2	1	3	0	0	0	1	0	1
15	VALGARDSON, Malli	g	0-1	0-1	0-0	0	0	0	1	0	0	0	0	2
22	HAMSON, Sara	g	1-1	0-0	0-0	0	1	1	2	2	0	0	0	0
Team					2	3	5							
Totals			22-57	3-12	15-22	14	23	37	14	62	10	13	3	9
1st - FG %:		3-13	23.1%	2nd: 6-10	60.0%	3rd: 5-15	33.3%	4th: 6-14	42.9%	Game: 22-57	38.6%	Deadball		
3FG %:		0-1	0.0%	3FG %:	0-3	0.0%	1-4	25.0%	1-2	50.0%	3-12	25.0%	Rebounds	
FT %:		1-2	50.0%	FT %:	2-6	33.3%	2-2	100.0%	8-10	80.0%	15-22	68.2%	4	

Utah State 57 • 2-2

#	Player	Total		3-Ptr		Rebounds		PF	TP	A	TO	Blk	Stl	Min
		FG-FGA	FG-FGA	FT-FTA	Off Def Tot	PF	TP							
05	DUFFICY, Shannon	f	6-15	1-6	4-4	3	3	6	2	17	2	3	0	3
12	BASSETT, Hailey	f	0-4	0-0	0-2	1	3	4	1	0	1	2	0	0
01	WEST, Eliza	g	0-3	0-0	1-2	1	3	4	2	1	3	5	0	1
03	WEST, Olivia	g	0-3	0-1	1-2	0	1	1	4	1	2	2	0	0
22	BREWSTER, Rachel	g	7-11	0-1	0-0	5	4	9	1	14	2	2	1	1
04	GORMAN, Steph	g	5-15	3-8	0-0	2	1	3	2	13	3	1	0	1
24	ANIAMBOSOU, Marlen	g	0-1	0-0	0-0	0	0	0	3	0	1	0	0	9
32	HARRIS, Emmie	g	3-7	2-3	0-0	0	1	1	1	8	1	0	1	0
44	MASON, Deja	g	1-4	0-0	1-2	3	8	11	2	3	2	1	5	0
Team					5	0	5							
Totals			22-63	6-19	7-12	20	24	44	18	57	16	19	7	6
1st - FG %:		7-16	43.8%	2nd: 4-13	30.8%	3rd: 5-17	29.4%	4th: 5-12	41.7%	Game: 22-63	34.9%	Deadball		
3FG %:		3-6	50.0%	3FG %:	0-3	0.0%	3-5	60.0%	0-3	0.0%	6-19	31.6%	Rebounds	
FT %:		1-2	50.0%	FT %:	1-4	25.0%	1-2	50.0%	5-6	83.3%	7-12	58.3%	3	

Officials: Melissa Barlow, Michol Murray, Michael Price
Technical fouls: Brigham Young-None. Utah State-None.
Attendance: 730

Score by periods		1st	2nd	3rd	4th	OT	Total	Points	In	Off	2nd	Fast	Bench
		7	14	13	21	7	62						
Brigham Young		7	14	13	21	7	62	US	30	15	13	6	22
Utah State		17	9	14	15	2	57	US	20	9	14	2	24

Last FG - BYU OT-00:48, US OT-04:19.
Largest lead - BYU by 5 OT-00:08, US by 10 1st-00:03.
BYU led for 02:04. US led for 34:57. Game was tied for 07:59.

Score tied - 9 times.
Lead changed - 9 times.

6 Colorado 78, Utah State 68 Nov. 25, 2018

Official Basketball Box Score -- Game Totals -- Final Statistics
Utah State vs Colorado
11/25/18 11 am at Reno, Nev. | Lawlor Events Center

Utah State 68 • 2-4

#	Player	Total		3-Ptr		Rebounds		PF	TP	A	TO	Blk	Stl	Min
		FG-FGA	FG-FGA	FT-FTA	Off Def Tot	PF	TP							
05	DUFFICY, Shannon	f	8-13	1-4	6-8	1	4	5	4	23	0	1	0	1
44	MASON, Deja	f	1-2	0-0	0-0	0	0	0	0	2	0	2	0	0
01	WEST, Eliza	g	3-8	2-4	0-0	0	1	2	0	8	6	1	0	1
04	GORMAN, Steph	g	4-11	2-5	0-0	2	1	3	1	10	1	0	0	0
32	HARRIS, Emmie	g	0-1	0-1	3-4	1	1	2	1	3	1	1	0	0
03	WEST, Olivia	g	1-5	0-3	0-0	0	1	1	3	2	4	2	0	2
12	BASSETT, Hailey	g	5-10	0-0	2-2	1	1	2	4	12	1	4	1	0
22	BREWSTER, Rachel	g	4-9	0-3	0-0	2	4	6	1	8	1	0	0	3
24	ANIAMBOSOU, Marlen	g	0-0	0-0	0-0	1	0	1	2	0	0	1	0	0
34	DUDLEY, Emma	g	0-0	0-0	0-0	0	1	1	1	0	0	0	1	0
Team					2	2	4							
Totals			26-59	5-20	11-14	11	16	27	17	68	14	12	2	7
1st - FG %:		9-14	64.3%	2nd: 2-11	18.2%	3rd: 9-19	47.4%	4th: 6-15	40.0%	Game: 26-59	44.1%	Deadball		
3FG %:		2-4	50.0%	3FG %:	1-4	25.0%	0-4	0.0%	2-8	25.0%	5-20	25.0%	Rebounds	
FT %:		2-4	50.0%	FT %:	4-4	100.0%	4-4	100.0%	1-2	50.0%	11-14	78.6%	1,1	

Colorado 78 • 5-0

#	Player	Total		3-Ptr		Rebounds		PF	TP	A	TO	Blk	Stl	Min
		FG-FGA	FG-FGA	FT-FTA	Off Def Tot	PF	TP							
21	Mya Hollinshed	f	5-8	1-2	4-4	3	6	9	4	15	0	3	0	0
25	Annika Jank	f	2-5	1-3	0-0	0	1	1	2	5	2	2	0	1
00	Quinessa Caylao-Do	g	5-9	2-3	3-5	1	0	1	1	15	0	3	0	0
02	Alexis Robinson	g	5-9	4-7	0-0	0	1	1	2	14	1	2	0	0
14	Kennedy Leonard	g	6-12	2-5	3-4	0	7	7	3	17	8	3	0	2
03	Emma Clarke	g	3-4	2-2	0-0	2	0	2	1	8	0	1	0	0
04	Leslia Finau	g	0-0	0-0	2-2	0	1	1	0	2	0	0	0	0
23	Mathilde Diop	g	0-0	0-0	0-2	1	2	3	1	0	2	2	0	1
33	Sirena Tuitele	g	1-5	0-2	0-0	2	3	5	1	2	0	1	0	0
Team					1	3	4							
Totals			27-52	12-24	12-17	10	24	34	15	78	13	17	0	4
1st - FG %:		10-15	66.7%	2nd: 6-13	46.2%	3rd: 5-13	38.5%	4th: 6-11	54.5%	Game: 27-52	51.9%	Deadball		
3FG %:		4-7	57.1%	3FG %:	2-5	40.0%	2-5	40.0%	2-4	50.0%	12-24	50.0%	Rebounds	
FT %:		2-2	100.0%	FT %:	1-2	50.0%	6-7	85.7%	3-6	50.0%	12-17	70.6%	3	

Officials: Zac Brost, Darla Foutz, Ken Sowby
Technical fouls: Utah State-None. Colorado-None.
Attendance: 137

Score by periods	1st	2nd	3rd	4th	Total		In	Off	2nd	Fast	
Utah State	22	9	22	15	68	Points	Paint	T/O	Chance	Break	Bench
Colorado	26	17	18	17	78	US	26	14	8	8	22
						COLO	28	16	17	4	12

Last FG - US 4th-01:00, COLO 4th-00:39.
Largest lead - US by 5 1st-08:27, COLO by 16 3rd-00:05.
US led for 02:29. COLO led for 36:19. Game was tied for 01:12.

Score tied - 2 times.
Lead changed - 3 times.

5 USC 55, Utah State 46 Nov. 23, 2018

Official Basketball Box Score -- Game Totals -- Final Statistics
Utah State vs USC
11/23/18 4:30 pm at Reno, Nev. | Lawlor Events Center

Utah State 46 • 2-3

#	Player	Total		3-Ptr	Rebounds			PF	TP	A	TO	Blk	Stl	Min	
		FG-FGA	FG-FGA	FT-FTA	Off	Def	Tot								
05	DUFFICY, Shannon	f	3-9	0-2	1-1	2	4	6	2	7	0	3	0	2	35
12	BASSETT, Hailey	f	1-6	0-0	0-1	0	0	0	1	2	1	1	0	1	11
01	WEST, Eliza	g	0-4	0-1	0-0	0	3	3	3	0	3	5	0	0	28
03	WEST, Olivia	g	2-6	0-2	2-2	0	6	6	4	6	4	4	0	2	31
22	BREWSTER, Rachel	g	0-1	0-0	0-0	0	1	1	1	0	0	2	0	1	11
04	GORMAN, Steph		5-8	3-6	1-2	1	3	4	3	14	2	4	0	1	29
24	ANIAMBOSOU, Marlen		0-1	0-0	0-0	0	0	0	0	0	0	1	0	0	4
32	HARRIS, Emmie		3-6	3-3	2-2	0	2	2	1	11	0	2	0	2	21
34	DUDLEY, Emma		0-0	0-0	0-0	1	0	1	0	0	0	0	0	0	2
44	MASON, Deja		3-6	0-0	0-0	2	5	7	2	6	1	0	1	1	28
Team						1	2	3							
Totals			17-47	6-14	6-8	7	26	33	17	46	11	23	1	10	200
1st - FG %: 4-13 30.8% 2nd: 6-16 37.5% 3rd: 3-6 50.0% 4th: 4-12 33.3% Game: 17-47 36.2% Deadball															

2018-19 BOX SCORES

8

Utah State 62, UTSA 56 Dec. 5, 2018

Official Basketball Box Score -- Game Totals -- Final Statistics
Utah State vs UTSA
12/5/18 7:05 p.m. at San Antonio, Texas (Convocation Center)

Utah State 62 • 3-5

##	Player	Total		3-Ptr		Rebounds			PF	TP	A TO Blk Stl				Min
		FG-FGA	FT-FTA	FG-FGA	FT-FTA	Off	Def	Tot			A	TO	Blk	Stl	
05	DUFFICY, Shannon	f	7-19	1-6	2-2	5	11	16	1	17	1	2	0	0	39
44	MASON, Deja	c	1-1	0-0	0-2	1	4	5	4	2	2	0	3	1	28
01	WEST, Eliza	g	2-7	0-0	3-7	0	4	4	1	7	4	3	0	0	32
04	GORMAN, Steph	g	4-9	2-5	0-0	0	2	2	1	10	3	0	0	1	27
32	HARRIS, Emmie	g	1-2	1-2	0-0	0	2	2	2	3	1	3	0	0	14
03	WEST, Olivia		3-10	1-4	1-4	0	0	0	2	8	1	1	0	0	27
12	BASSETT, Hailey		3-5	0-0	0-0	3	1	4	4	6	0	0	0	0	8
22	BREWSTER, Rachel		1-7	0-1	0-0	1	4	5	1	2	0	4	1	0	17
24	ANIAMBOSSOU, Marlen		3-5	0-0	1-2	3	2	5	4	7	0	2	0	0	8
Team						5	3	8							
Totals			25-65	5-18	7-17	18	33	51	20	62	12	15	4	2	200
1st - FG %:		7-18	38.9%	2nd: 4-15	26.7%	3rd: 10-18	55.6%	4th: 4-14	28.6%	Game: 25-65	38.5%	Deadball			
3FG %:		2-5	40.0%	0-4	0.0%	2-3	66.7%	1-6	16.7%	5-18	27.8%	Rebounds			
FT %:		1-1	100.0%	0-4	0.0%	0-2	0.0%	6-10	60.0%	7-17	41.2%	Rebounds			

UTSA 56 • 3-6

##	Player	Total		3-Ptr		Rebounds			PF	TP	A TO Blk Stl				Min
		FG-FGA	FT-FTA	FG-FGA	FT-FTA	Off	Def	Tot			A	TO	Blk	Stl	
15	TOTH, Timea	f	1-6	0-0	0-2	2	1	3	3	2	2	1	0	1	28
20	KEKEC, Kourtney	f	2-10	0-1	4-4	2	2	4	2	8	2	1	0	1	33
23	HAWKINS, Tija	f	4-9	0-0	1-3	1	1	2	3	9	0	2	0	0	22
13	COUSIN, Deja	g	3-9	3-7	1-3	0	2	2	1	10	0	0	0	0	17
34	DONALD, Karrington	g	3-8	0-0	1-2	0	3	3	4	7	9	3	0	1	40
21	BENSON, Marie		5-16	0-1	4-6	7	11	18	4	14	0	3	6	1	37
33	BENSON, Barbara		3-8	0-0	0-0	3	1	4	3	6	1	1	1	2	23
Team						3	6	9							
Totals			21-66	3-9	11-20	18	27	45	20	56	14	11	7	6	200
1st - FG %:		4-18	22.2%	2nd: 5-16	31.3%	3rd: 6-15	40.0%	4th: 6-17	35.3%	Game: 21-66	31.8%	Deadball			
3FG %:		0-1	0.0%	1-2	50.0%	0-2	0.0%	2-4	50.0%	3-9	33.3%	Rebounds			
FT %:		2-4	50.0%	0-4	0.0%	0-2	0.0%	4-7	57.1%	11-20	55.0%	Rebounds			

Officials: Chaney Muench, D'Lynn Schertz, Tanesha Wilkins
Technical fouls: Utah State-None. UTSA-None.
Attendance: 344

Score by periods	1st	2nd	3rd	4th	Total
Utah State	17	8	22	15	62
UTSA	10	13	15	18	56

Points	In	Off	2nd	Fast	Bench
US	40	5	23	4	23
UTSA	26	16	15	0	20

Last FG - US 4th-01:02, UTSA 4th-00:17.
Largest lead - US by 14 4th-05:38, UTSA by 2 1st-09:22.
US led for 38:42. UTSA led for 00:18. Game was tied for 00:52.

Score tied - 1 time.
Lead changed - 1 time.

9

Utah State 57, North Texas 41 Dec. 8, 2018

Official Basketball Box Score -- Game Totals -- Final Statistics
Utah State vs North Texas
12/08/18 3:00 pm at Denton, Texas (Super Pit)

Utah State 57 • 4-5

##	Player	Total		3-Ptr		Rebounds			PF	TP	A TO Blk Stl				Min
		FG-FGA	FT-FTA	FG-FGA	FT-FTA	Off	Def	Tot			A	TO	Blk	Stl	
05	DUFFICY, Shannon	f	4-9	0-0	1-1	0	4	4	3	9	1	0	1	0	30
44	MASON, Deja	c	2-4	0-0	0-0	3	7	10	0	4	0	5	1	1	22
01	WEST, Eliza	g	2-6	1-3	1-2	1	6	7	1	6	4	3	0	0	32
04	GORMAN, Steph	g	3-5	1-2	0-0	1	2	3	4	7	1	1	0	0	28
32	HARRIS, Emmie	g	0-2	0-0	0-0	0	2	2	3	0	1	2	0	1	17
03	WEST, Olivia		1-3	1-2	2-2	0	1	1	4	5	3	2	1	0	24
12	BASSETT, Hailey		6-10	0-0	3-4	1	4	5	2	15	1	1	1	0	21
22	BREWSTER, Rachel		4-7	1-1	0-0	0	1	1	1	9	0	1	0	0	22
24	ANIAMBOSSOU, Marlen		1-2	0-0	0-0	1	1	2	1	2	0	3	0	0	4
Team						1	6	7							
Totals			23-48	4-8	7-9	8	34	42	19	57	11	19	4	2	200
1st - FG %:		7-14	50.0%	2nd: 4-12	33.3%	3rd: 8-13	61.5%	4th: 4-9	44.4%	Game: 23-48	47.9%	Deadball			
3FG %:		0-1	0.0%	3-4	75.0%	1-3	33.3%	0-0	0.0%	4-8	50.0%	Rebounds			
FT %:		0-0	0.0%	2-2	100.0%	0-0	0.0%	5-7	71.4%	7-9	77.8%	Rebounds			

North Texas 41 • 4-5

##	Player	Total		3-Ptr		Rebounds			PF	TP	A TO Blk Stl				Min
		FG-FGA	FT-FTA	FG-FGA	FT-FTA	Off	Def	Tot			A	TO	Blk	Stl	
41	Madi Townley	f	4-9	0-0	0-0	3	5	8	0	8	0	0	0	0	39
42	Anisha George	c	4-8	0-0	0-0	1	5	6	3	8	0	1	1	1	29
02	Grace Goodhart	g	1-9	1-5	1-2	0	1	1	0	4	0	1	0	1	23
23	Terriell Bradley	g	4-15	1-2	7-9	1	2	3	1	16	1	3	0	1	37
24	Trena Mims	g	2-9	0-0	1-2	1	2	3	0	5	2	0	0	1	26
01	Callie Owens		0-4	0-3	0-0	0	2	2	0	0	0	1	0	0	10
03	Brittany Smith		0-1	0-0	0-0	2	0	2	2	0	1	1	0	0	14
05	Velma Mitchell		0-2	0-1	0-0	0	0	0	4	0	1	2	0	1	10
11	Charlene Shepherd		0-1	0-1	0-0	1	1	2	2	0	0	0	0	0	10
21	Deja Terrell		0-0	0-0	0-0	0	0	0	2	0	0	0	0	1	2
Team						2	1	3							
Totals			15-58	2-12	9-13	11	19	30	14	41	5	9	1	6	200
1st - FG %:		3-16	18.8%	2nd: 5-15	33.3%	3rd: 3-15	20.0%	4th: 4-12	33.3%	Game: 15-58	25.9%	Deadball			
3FG %:		0-5	20.0%	1-2	50.0%	0-4	0.0%	0-1	0.0%	2-12	16.7%	Rebounds			
FT %:		1-0	0.0%	2-4	50.0%	0-0	0.0%	3-5	60.0%	9-13	69.2%	Rebounds			

Officials: Jeremy Hohn, Demoya Williams, Julie Krommenhoek
Technical fouls: Utah State-None. North Texas-None.
Attendance: 597

2018-19 Women's Basketball. Round: 0. North Texas vs Utah St.. Played at .

Score by periods	1st	2nd	3rd	4th	Total
Utah State	14	13	17	13	57
North Texas	7	13	10	11	41

Points	In	Off	2nd	Fast	Bench
US	30	7	11	0	31
UNT	20	14	4	6	0

Last FG - US 4th-02:07, UNT 4th-02:37.
Largest lead - US by 16 4th-07:02, UNT by 1 2nd-02:54.
US led for 37:46. UNT led for 00:27. Game was tied for 01:47.

Score tied - 1 time.
Lead changed - 4 times.

10

Utah State 67, Utah Valley 62 Dec. 15, 2018

Official Basketball Box Score -- Game Totals -- Final Statistics
Utah Valley vs Utah State
12/15/18 2 p.m. at Logan, Utah (Dee Glen Smith Spectrum)

Utah Valley 62 • 4-6

		Total		3-Ptr		Rebounds									
##	Player	FG-FGA	FG-FGA	FT-FTA	Off	Def	Tot	PF	TP	A	TO	Blk	Stl	Min	
14	Braslis, Eve	f	1-5	0-0	2-2	1	5	6	3	4	1	2	0	2	26
35	Holland, Jordan	f	10-14	1-1	3-4	5	5	10	2	24	0	1	0	2	30
03	Carvalho, Maria	g	3-4	0-1	0-0	0	0	0	3	6	2	6	0	2	29
20	Cortez, Alexis	g	5-12	0-4	1-2	1	3	4	2	11	3	4	3	2	32
23	Grange, Madison	g	1-2	1-2	2-2	1	1	2	2	5	1	3	0	0	23
04	Jacobsson, Sophia		2-3	0-0	0-0	0	0	0	0	4	1	6	0	1	11
21	Leos, Gabrielle		1-4	1-2	0-0	1	2	3	0	3	2	2	0	0	18
22	Jones, Emma		1-2	1-1	0-0	0	0	0	0	3	0	0	0	0	6
33	Malufau, Va'e		1-3	0-1	0-0	1	2	3	1	2	0	2	0	0	18
40	Williams, Josie		0-2	0-0	0-0	0	2	2	1	0	0	1	0	0	7
Team						4	4	8				1			
Totals			25-51	4-12	8-10	14	24	38	14	62	10	28	3	9	200
1st - FG %:		6-10	60.0%	2nd: 6-14	42.9%	3rd: 4-9	44.4%	4th: 9-18	50.0%	Game: 25-51	49.0%	Deadball			
3FG %:		2-4	50.0%	0-2	0.0%	0-2	0.0%	0-2	0.0%	4-12	33.3%	Rebounds			
FT %:		1-2	50.0%	2-2	100.0%	4-5	80.0%	1-1	100.0%	10-10	100.0%				

2018-19 BOX SCORES

12

Utah State 79, Nevada 76

Jan. 2, 2019

Official Basketball Box Score -- Game Totals -- Final Statistics
Nevada vs Utah State
1/2/19 7 p.m. at Logan, Utah (Dee Glenn Smith Spectrum)

Nevada 76 • 4-8, 0-1 MW

#	Player	Total		3-Ptr		Rebounds		PF	TP	A	TO	Blk	Stl	Min
		FG-FGA	FG-FGA	FT-FTA	FT-FTA	Off	Def							
23	BRIGGS, Terae	f	8-16	2-2	12-14	6	6	12	3	30	1	2	2	45
35	DEARTH, Kristin	f	3-6	0-1	0-0	4	1	5	2	6	0	0	0	30
13	WEST, Amaya	g	1-2	1-2	0-0	0	0	0	2	3	0	0	0	9
24	KING, Camariah	g	1-5	0-2	0-0	3	0	3	1	2	0	1	0	18
34	REDMON, Jade	g	2-9	0-2	7-8	2	6	8	3	11	4	1	2	43
02	HAMILTON, Da'Ja		3-14	0-4	1-2	3	3	5	3	7	5	3	0	39
03	BOOKER, Essence		3-11	1-5	4-4	3	1	4	1	11	3	5	0	37
05	CHRISTIAN, Mikayla		0-1	0-1	0-0	0	0	0	1	0	1	0	0	5
15	TORBERT, Emma		0-4	0-1	0-0	3	0	3	1	0	0	0	0	11
21	LACY, Imani		3-3	0-0	0-2	0	2	2	4	6	1	3	1	13
Team						2	4	6						
Totals			24-71	4-20	24-30	25	23	48	21	76	15	15	5	250
1st - FG %:		6-20	30.0%	2nd: 3-10	30.0%	3rd: 6-14	42.9%	4th: 4-13	30.8%	Game: 24-71	33.8%	Deadball		
3FG %:		2-5	40.0%	0-3	0.0%	1-3	33.3%	0-3	0.0%	4-20	20.0%	Rebounds		
FT %:		0-0	0.0%	2-2	100.0%	6-10	60.0%	11-12	91.7%	24-30	80.0%	0		

Utah State 79 • 6-6, 1-0 MW

#	Player	Total		3-Ptr		Rebounds		PF	TP	A	TO	Blk	Stl	Min
		FG-FGA	FG-FGA	FT-FTA	FT-FTA	Off	Def							
05	DUFFICY, Shannon	f	8-15	1-3	3-4	5	8	13	2	20	1	5	6	46
12	BASSETT, Hailey	f	6-11	0-0	0-0	3	0	3	5	12	0	1	1	19
01	WEST, Eliza	g	2-8	0-1	0-0	0	1	1	1	4	7	7	0	32
03	WEST, Olivia	g	8-17	1-6	5-5	2	2	4	4	22	3	2	1	41
22	BREWSTER, Rachel	g	5-10	1-2	2-2	0	5	5	2	13	5	1	0	36
04	GORMAN, Steph		1-5	1-2	0-0	1	1	2	3	4	0	0	0	28
24	ANIAMBOSSOU, Marlen		1-1	0-0	3-4	1	1	2	3	5	0	0	0	12
32	HARRIS, Emmie		0-1	0-1	0-0	0	1	1	0	0	0	0	0	7
34	DUDLEY, Emma		0-0	0-0	0-0	1	0	1	0	0	0	0	0	6
44	MASON, Deja		0-1	0-0	0-0	1	3	4	4	0	1	1	1	23
Team						3	6	9						
Totals			31-69	4-15	13-15	17	28	45	21	79	21	18	9	250
1st - FG %:		7-11	63.6%	2nd: 8-16	50.0%	3rd: 6-15	40.0%	4th: 4-16	25.0%	Game: 31-69	44.9%	Deadball		
3FG %:		1-1	100.0%	0-5	0.0%	0-0	0.0%	1-4	25.0%	4-15	26.7%	Rebounds		
FT %:		0-0	0.0%	0-0	0.0%	6-7	85.7%	1-2	50.0%	13-15	86.7%	0		

Officials: Kyle Bacon, Roy Gulbeyan, Maj Forsberg
 Technical fouls: Nevada-None. Utah State-None.
 Attendance: 247

Score by periods	1st	2nd	3rd	4th	OT	OT2	Total
Nevada	14	8	19	19	9	7	76
Utah State	15	16	19	10	9	10	79

Last FG - NV 07:00:12, US 07:01:21.
 Largest lead - NV by 2 4th-01:33, US by 15 3rd-03:43.
 NV led for 04:19. US led for 40:28. Game was tied for 05:03.

	In	Off	2nd	Fast	
Points	Paint	T/O	Chance	Break	Bench
NV	28	16	17	0	24
US	42	24	14	2	8

Score tied - 6 times.
 Lead changed - 8 times.

13

Utah State 48, Air Force 44

Jan. 5, 2019

Official Basketball Box Score -- Game Totals -- Final Statistics
Utah State vs Air Force
1/5/2019 2:00 p.m. at USAF Academy, Colo.

Utah State 48 • 7-6, 2-0 MWC

#	Player	Total		3-Ptr		Rebounds		PF	TP	A	TO	Blk	Stl	Min
		FG-FGA	FG-FGA	FT-FTA	FT-FTA	Off	Def							
12	BASSETT, Hailey	f	0-2	0-0	2-2	0	3	3	2	2	1	2	2	0
01	WEST, Eliza	g	2-7	0-1	0-4	0	2	2	1	4	2	6	1	33
03	WEST, Olivia	g	3-10	2-4	2-2	0	2	2	2	10	0	2	0	37
05	DUFFICY, Shannon	g	9-11	1-1	5-7	4	9	13	2	24	0	3	3	33
22	BREWSTER, Rachel	g	0-5	0-2	0-0	0	2	2	2	3	0	0	0	25
04	GORMAN, Steph		2-6	0-1	0-0	0	1	1	2	4	1	2	0	22
24	ANIAMBOSSOU, Marlen		1-2	0-0	0-2	0	3	3	2	2	1	0	0	10
32	HARRIS, Emmie		0-0	0-0	0-0	0	1	1	0	0	0	0	0	3
44	MASON, Deja		1-3	0-0	0-0	1	4	5	5	2	0	3	3	18
Team						5	5	10						
Totals			18-46	3-9	9-17	10	32	42	18	48	8	18	9	200
1st - FG %:		5-12	41.7%	2nd: 6-11	54.5%	3rd: 4-11	36.4%	4th: 3-12	25.0%	Game: 18-46	39.1%	Deadball		
3FG %:		1-1	100.0%	1-2	50.0%	0-4	0.0%	0-4	0.0%	3-9	33.3%	Rebounds		
FT %:		0-0	0.0%	2-2	100.0%	2-4	50.0%	5-11	45.5%	9-17	52.9%	4,1		

Air Force 44 • 4-9, 0-2 MWC

#	Player	Total		3-Ptr		Rebounds		PF	TP	A	TO	Blk	Stl	Min
		FG-FGA	FG-FGA	FT-FTA	FT-FTA	Off	Def							
00	JONES, Haley	g	2-8	0-2	2-5	6	6	12	2	6	0	1	0	27
10	ITUGBU, Venessannah	g	0-4	0-0	1-2	3	3	6	2	1	0	1	3	31
13	CONROE, Emily	g	4-9	1-6	0-0	0	2	2	4	9	0	2	0	23
24	SPRINGFIELD, Alexis	g	1-3	0-0	0-0	0	1	1	3	2	0	1	0	21
32	IMMEL, Kaelin	g	2-11	0-3	1-2	0	1	1	2	5	1	4	0	24
01	AUTREY, Briana		1-7	0-1	1-2	0	1	1	3	3	2	2	0	19
14	TOMES, Noelle		0-1	0-0	0-0	0	0	0	1	0	0	0	0	7
23	SNYDER, Riley		4-13	1-4	7-7	2	1	3	0	16	1	3	1	3
55	HUFFMAN, Kassady		1-4	0-0	0-0	4	4	8	1	2	0	0	1	26
Team						2	3	5						
Totals			15-60	2-16	12-18	17	22	39	18	44	4	14	5	200
1st - FG %:		1-11	9.1%	2nd: 5-17	29.4%	3rd: 4-15	26.7%	4th: 5-17	29.4%	Game: 15-60	25.0%	Deadball		
3FG %:		0-4	0.0%	1-2	50.0%	0-3	0.0%	0-7	0.0%	2-16	12.5%	Rebounds		
FT %:		2-4	50.0%	3-4	75.0%	2-4	50.0%	5-6	83.3%	12-18	66.7%	1		

Officials: Bob Scofield, Jack Jones, Laura Rahe
 Technical fouls: Utah State-None. Air Force-None.
 Attendance: 509

Score by periods	1st	2nd	3rd	4th	Total
Utah State	11	15	11	11	48
Air Force	5	14	10	15	44

Last FG - US 4th-03:03, AF 4th-02:45.
 Largest lead - US by 13 2nd-06:47, AF by 4 1st-08:13.
 US led for 33:51. AF led for 05:00. Game was tied for 01:09.

	In	Off	2nd	Fast	
Points	Paint	T/O	Chance	Break	Bench
US	22	8	11	4	8
AF	22	15	13	6	21

Score tied - 1 time.
 Lead changed - 1 time.

14

Fresno State 70, Utah State 59

Jan. 9, 2019

Official Basketball Box Score -- Game Totals -- Final Statistics
Utah State vs Fresno State
01/09/19 7:05 p.m. at Fresno, Calif. (Save Mart Center)

Utah State 59 • 7-7 (2-1 MW)

#	Player	Total			3-Ptr		Rebounds			PF	TP	A	TO	Blk	Stl	Min
		FG-FGA	FG-FGA	FT-FTA	Off	Def	Total									
05	DUFFICY, Shannon	f	5-11	0-1	4-6	6	9	15	2	14	3	3	3	2	39	
12	BASSETT, Hailey	f	0-2	0-0	0-0	2	1	3	2	0	0	1	0	10		
01	WEST, Eliza	g	1-4	1-4	0-0	0	2	2	1	3	2	4	0	25		
03	WEST, Olivia	g	3-13	3-10	0-0	0	1	1	4	9	1	2	0	34		
22	BREWSTER, Rachel	g	3-9	0-1	1-2	0	6	6	1	7	1	1	0	22		
04	GORMAN, Steph		3-9	3-7	2-2	0	1	1	3	11	0	1	0	24		
24	ANIAMBOSSOU, Marlen		1-2	0-0	0-0	0	1	1	1	2	1	0	0	10		
32	HARRIS, Emmie		3-7	1-3	2-2	2	0	2	0	9	2	1	0	2		
34	DUDLEY, Emma		0-0	0-0	0-0	0	0	0	1	0	0	0	0	3		
44	MASON, Deja		2-3	0-0	0-0	2	1	3	0	4	2	0	1	15		
Team						2	0	2			3					
Totals			21-60	8-26	9-12	14	22	36	15	59	12	16	4	11	200	
1st - FG %:		6-15	40.0%	2nd: 6-17	35.3%	3rd: 4-15	26.7%	4th: 5-13	38.5%	Game: 21-60		35.0%	Deadball			
3FG %:		1-3	33.3%	4-10	40.0%	0-4		0.0%	3-9	33.3%	8-26		30.8%	Rebounds		
50.0%						0-0		0.0%	2-2	100.0%	7-20		35.0%			

2018-19 BOX SCORES

16

Utah State 82, San José State 49 Jan. 16, 2019

Official Basketball Box Score -- Game Totals -- Final Statistics
San Jose State vs Utah State
01/16/19 11 a.m. at Logan, Utah (Dee Glen Smith Spectrum)

San Jose State 49 • 1-14, 0-4 MW

#	Player	Total		3-Ptr		Rebounds			PF	TP	A		To	Bk	Stl	Min
		FG	F-GA	FG	F-GA	Off	Def	Tot			TO	Bk				
02	KOHLHAAS, Andrea	f	2-5	1-4	0-0	0	5	5	1	5	0	1	0	0	0	16
32	WILSON, Mikaylah	f	2-3	0-0	1-2	1	3	4	1	5	0	2	1	2	2	21
00	POTTER, Raziya	g	3-9	1-2	0-0	0	3	3	2	7	4	4	0	1	1	26
04	HAFOKA, Fiemie'a	g	1-5	1-3	0-0	0	1	1	0	3	3	4	2	0	2	24
30	ANDERSON, Megan	g	3-6	3-5	2-2	1	1	2	2	11	1	1	1	4	4	24
01	LEON, Nefer	g	1-7	0-2	2-2	1	1	2	0	4	1	1	0	1	1	16
05	BENALLY, Analyss	g	1-5	1-4	0-0	0	1	1	0	3	1	0	0	0	0	18
24	HARRIS, Alexis	g	1-2	0-0	1-2	3	1	4	3	3	0	1	3	1	1	17
33	CLARK, Courtesy	g	0-5	0-4	0-0	0	2	2	3	0	2	2	0	1	1	16
35	LEWIS, Cydni	g	2-8	2-5	2-4	0	1	1	3	8	1	2	0	0	2	22
Team						3	2	5								
Totals			16-55	9-29	8-12	9	21	30	15	49	13	19	7	10	20	
1st - FG %:		6-18	33.3%	2nd: 4-13	30.8%	3rd: 3-12	25.0%	4th: 3-12	25.0%	Game: 16-55	29.1%	Deadball				
3FG %:		5-11	45.5%	0-3	0.0%	1-5	20.0%	3-10	30.0%	9-29	31.0%	Rebounds				
FT %:		1-2	50.0%	0-0	0.0%	3-4	75.0%	4-6	66.7%	8-12	66.7%	1				

Utah State 82 • 9-7, 4-1 MW

#	Player	Total		3-Ptr		Rebounds			PF	TP	A		To	Bk	Stl	Min
		FG	F-GA	FG	F-GA	Off	Def	Tot			TO	Bk				
05	DUFFICY, Shannon	f	9-17	4-4	2-2	4	6	10	2	24	4	1	0	1	29	
12	BASSETT, Hailey	f	7-10	0-0	0-0	1	8	9	1	14	1	2	0	1	22	
01	WEST, Eliza	g	0-3	0-0	0-0	1	3	4	0	0	7	1	0	0	22	
03	WEST, Olivia	g	2-7	2-6	0-0	1	0	1	1	6	3	0	0	0	22	
22	BREWSTER, Rachel	g	3-9	1-1	0-0	4	2	6	1	7	3	1	0	3	23	
04	GORMAN, Steph	g	3-9	3-7	0-0	0	3	3	0	9	4	3	1	0	24	
11	JENSEN-BAKER, L.	g	2-5	0-1	0-0	1	1	2	1	4	0	3	0	0	10	
24	ANIAMBOSOU, Marlen	g	2-2	0-0	2-3	0	3	3	1	6	0	2	0	2	10	
32	HARRIS, Emmie	g	3-6	2-4	0-2	1	1	2	1	8	2	1	0	3	15	
34	DUDLEY, Emma	g	0-0	0-0	0-0	0	1	1	0	0	1	0	0	0	9	
44	MASON, Deja	g	2-2	0-0	0-0	2	3	5	1	4	0	2	1	0	14	
Team						3	2	5								
Totals			33-70	12-23	4-7	18	33	51	9	82	25	16	2	10	200	
1st - FG %:		7-20	35.0%	2nd: 11-22	50.0%	3rd: 8-16	50.0%	4th: 7-12	58.3%	Game: 33-70	47.1%	Deadball				
3FG %:		3-7	42.9%	0-0	0.0%	3-4	75.0%	1-5	20.0%	12-23	52.2%	Rebounds				
FT %:		0-0	0.0%	2-4	50.0%	0-0	0.0%	2-3	66.7%	4-7	57.1%	1				

Officials: R:Penny Davis, U1:Kyle Bacon, U2:Richard Waters
Technical fouls: San Jose State-None. Utah State-None.
Attendance: 3185

Score by periods	1st	2nd	3rd	4th	Total
San Jose State	18	8	10	13	49
Utah State	17	29	19	17	82

Points	In	Off	2nd	Fast	Bench
US	12	11	3	0	18
US	28	13	15	0	31

Last FG - SJ 4th-03:31, US 4th-00:50.
Largest lead - SJ by 6 1st-00:49, US by 33 4th-00:50.
SJ led for 07:23. US led for 29:32. Game was tied for 03:05.

Score tied - 1 time.
Lead changed - 1 time.

17

Utah State 72, Colorado State 53 Jan. 19, 2019

Official Basketball Box Score -- Game Totals -- Final Statistics
Utah State vs Colorado State
1/19/19 2 p.m. at Fort Collins, Colo. (Moby Arena)

Utah State 72 • 10-7, 5-1 MW

#	Player	Total		3-Ptr		Rebounds			PF	TP	A		To	Bk	Stl	Min
		FG	F-GA	FG	F-GA	Off	Def	Tot			TO	Bk				
12	BASSETT, Hailey	f	9-13	0-0	0-0	5	7	12	1	18	1	0	0	0	23	
01	WEST, Eliza	g	4-10	3-5	0-0	0	1	1	2	11	7	2	0	2	26	
03	WEST, Olivia	g	0-3	0-3	0-0	0	2	2	2	0	2	2	0	0	19	
05	DUFFICY, Shannon	g	6-9	1-2	1-3	2	10	12	1	14	0	1	0	0	28	
22	BREWSTER, Rachel	g	4-10	0-2	1-2	1	2	3	0	9	4	1	2	0	29	
04	GORMAN, Steph	g	2-5	2-4	0-0	0	0	0	2	6	4	2	0	1	25	
11	JENSEN-BAKER, L.	g	0-1	0-1	2-2	0	0	0	0	2	1	0	0	0	5	
24	ANIAMBOSOU, Marlen	g	1-4	0-0	0-0	2	5	7	3	2	0	2	1	0	12	
32	HARRIS, Emmie	g	3-3	2-2	0-0	2	0	2	1	8	0	0	0	0	15	
34	DUDLEY, Emma	g	0-0	0-0	0-0	0	0	0	1	0	1	0	0	0	4	
44	MASON, Deja	g	0-0	0-0	2-2	2	1	3	3	2	1	0	1	0	14	
Team						1	2	3								
Totals			29-58	8-19	6-9	15	30	45	16	72	20	12	4	3	200	
1st - FG %:		8-15	53.3%	2nd: 11-17	64.7%	3rd: 5-15	33.3%	4th: 5-11	45.5%	Game: 29-58	50.0%	Deadball				
3FG %:		1-5	20.0%	0-4	0.0%	1-4	25.0%	0-2	0.0%	8-19	42.1%	Rebounds				
FT %:		0-2	0.0%	6-8	75.0%	3-4	75.0%	3-5	60.0%	6-9	66.7%	1				

Colorado State 53 • 7-9, 1-4 MW

#	Player	Total		3-Ptr		Rebounds			PF	TP	A		To	Bk	Stl	Min
		FG	F-GA	FG	F-GA	Off	Def	Tot			TO	Bk				
44	NEUBERT, Tatum	f	2-6	0-0	0-0	0	2	2	0	4	0	0	1	0	10	
21	HAMM, Myanne	g	2-7	1-6	1-2	0	3	3	0	6	0	0	1	0	29	
23	COLAIVALLU, Grace	g	7-11	2-3	4-6	1	4	5	4	20	6	3	0	1	35	
24	MOUNSEY, Mollie	g	2-6	0-1	0-0	0	0	0	0	4	1	1	0	0	39	
35	DEVOS, Lore	g	2-9	0-1	0-0	0	1	1	2	4	4	1	0	1	30	
00	MOLE, Taylor	g	1-3	1-3	1-2	0	1	1	0	4	0	1	1	0	11	
11	SVANHOLM, Lena	g	3-5	1-2	0-0	0	1	1	0	7	0	0	0	0	14	
22	BROCKE, Lauren	g	0-2	0-1	1-2	0	2	2	1	1	0	0	0	1	15	
34	DAVIS, Liah	g	0-0	0-0	3-4	1	1	2	1	3	1	0	0	1	11	
Team						2	1	3								
Totals			19-49	5-17	10-16	4	16	20	8	53	12	6	3	4	200	
1st - FG %:		5-14	35.7%	2nd: 4-10	40.0%	3rd: 5-12	41.7%	4th: 5-13	38.5%	Game: 19-49	38.8%	Deadball				
3FG %:		1-3	33.3%	0-4	0.0%	1-5	20.0%	3-5	60.0%	5-17	29.4%	Rebounds				
FT %:		0-0	0.0%	4-6	66.7%	3-5	60.0%	3-5	60.0%	10-16	62.5%	2				

Officials: Lisa Jones, Bart Baldwin, Peter Contreras
Technical fouls: Utah State-None. Colorado State-None.
Attendance: 1270

Score by periods	1st	2nd	3rd	4th	Total
Utah State	17	28	14	13	72
Colorado State	11	12	14	16	53

Last FG - US 4th-00:20, CSU 4th-00:07.
Largest lead - US by 27 3rd-04:25, CSU by 1 1st-03:45.
US led for 38:06, CSU led for 00:43. Game was tied for 01:09.

Score tied - 1 time.
Lead changed - 4 times.

18

New Mexico 68, Utah State 64 Jan. 26, 2019

Official Basketball Box Score -- Game Totals -- Final Statistics
New Mexico vs Utah State
01/26/19 2 p.m. at Logan, Utah (Dee Glen Smith Spectrum)

New Mexico 68 • 17-2, 7-1 MW

#	Player	Total		3-Ptr		Rebounds			PF	TP	A	To	Bk	Stl	Min
		FG	F-GA	FG	F-GA	Off	Def	Tot							
21	MCCLURE, Nike	f	1-2	0-0	1-2	1	8	9	3	3	0	1	0	1	27
44	NUNN, Jaisa	c	4-11	0-1	5-8	5	6	11	1	13	1	1	0	3	34
03	HURST, Ahlise	g	5-14	3-9	0-0	0	3	3	2	13	4	4	0	1	36
04	EVERETT, Jayla	g	6-14	6-8	4-6	0	2	2	2	22	7	7	1	2	36
15	ROBERTSON, Aisia	g	2-7	0-2	3-4	0	1	1	3	7	6	3	0	1	27
01	NOBLE, Quincy		1-1	1-1	0-0	0	2	2	1	3	0	0	0	0	6
13	MCGRUDER, Shaiquell		1-2	0-0	0-0	1	1	2	4	2	0	0	0	1	5
23	DE LA CERDA, Jaedyn		0-0	0-0	0-0	0	0	0	0	0	0	0	0	0	4
32	ANDERSON, Antonia		2-3	1-1	0-0	2	0	2	1	5	0	1	0	2	13
35	WASHINGTON, Madi		0-3	0-2	0-0	0	0	0	0	0	0	0	1	1	12
	Team					3	3	6							
			22-57	11-24	13-20	12	26	38	17	68	13	7	12	200	
1st	FG %	7-12	58.3%	2nd: 3-5	60.0%	3rd: 7-15	46.7%	4th: 5-13	38.5%	Game: 22-57	38.6%				Deadball
	3FG %	4-11	44.4%	2-5	40.0%	3-7	42.9%	3-5	60.0%	11-24	45.8%				Rebounds
	FT %	0-0	0.0%	6-7	85.7%	3-6	50.0%	4-7	57.1%	13-20	65.0%				

2018-19 BOX SCORES

20

UNLV 77, Utah State 56 Feb. 2, 2019

Official Basketball Box Score -- Game Totals -- Final Statistics
Utah State vs UNLV
02/02/19 2:00 pm at Las Vegas, Nev. (Cox Pavilion)

Utah State 56 • 10-9, 5-4 MW

#	Player	Total	3-Ptr	Rebounds	PF	TP	A	TO	Blk	Stl	Min
		FG-FGA	FT-FTA	Off Def Tot							
05	DUFFICY, Shannon	f 9-19	4-7	4-4	0 7 7	4	26	0	5	2	35
44	MASON, Deja	c 1-2	0-0	0-0	1 2 3	0	2	2	3	0	20
01	WEST, Eliza	g 1-3	0-1	2-2	1 0 1	2	4	3	3	0	19
22	BREWSTER, Rachel	g 3-11	0-2	3-4	2 1 3	1	9	2	1	0	27
32	HARRIS, Emmie	g 0-2	0-1	1-3	0 2 2	0	1	0	1	0	15
04	WEST, Olivia	1-2	1-1	2-2	0 0 0	4	5	0	2	0	21
04	GORMAN, Steph	0-3	0-2	0-0	2 0 2	1	0	4	3	0	23
12	BASSETT, Hailey	3-6	0-0	1-3	2 2 4	3	7	0	2	0	19
24	ANIAMBOSOU, Marlen	0-0	0-0	0-0	0 0 0	1	0	1	1	1	7
34	DUDLEY, Emma	1-1	0-0	0-0	0 0 0	0	2	0	0	0	4
Team					1 1 2						
Totals		19-49	5-14	13-18	9 15 24	16	56	12	20	6	5 200
1st - FG %:		5-10 50.0%	2nd: 5-15 33.3%	3rd: 7-14 50.0%	4th: 2-10 20.0%	Game: 19-49 38.8%	Deadball				
3FG %:		1-2 50.0%	2-5 40.0%	1-2 100.0%	5-14 35.7%	Rebounds					
FT %:		0-0 0.0%	5-7 71.4%	2-2 100.0%	6-9 66.7%						

UNLV 77 • 6-13, 5-4 MW

#	Player		Total		3-Ptr		Rebounds			PF	TP	A	TO	Blk	Stl	Min
			FG-FGA	FG-FGA	FT-FTA	Off	Def	Tot								
03	Paris Strawther	f	5-7	0-0	1-2	3	5	8	1	11	0	2	0	0	1	26
23	Jordyn Bell	f	3-6	2-2	0-0	2	0	2	3	8	1	4	0	0	0	21
21	Katie Powell	c	4-13	2-4	4-4	0	3	3	1	14	1	1	1	0	0	29
10	Nikki Wheatley	g	9-15	0-1	2-2	4	5	9	3	20	5	4	0	0	1	27
14	Bailey Thomas	g	0-2	0-1	0-0	0	3	3	0	0	0	1	1	3	21	
00	Latecia Smith		2-3	0-1	0-0	1	1	2	2	4	2	2	0	0	1	13
01	Kavionnia Brown		0-0	0-0	0-0	0	0	0	2	0	0	0	0	0	0	6
02	Kambrayia Elzy		0-1	0-0	0-0	0	0	0	0	0	0	0	0	0	0	1
05	Mara Kemmer		0-0	0-0	0-0	1	0	1	1	0	0	1	0	0	0	1
11	Justice Ethridge		2-4	1-2	0-0	0	1	1	1	5	0	0	0	0	1	17
20	Alyssa Anderson		1-4	0-2	0-0	1	2	3	1	2	1	0	0	0	2	21
24	Rodjanae Wade		3-5	0-0	4-4	2	0	2	3	10	0	1	0	0	1	12
25	Krista Jackman		0-0	0-0	0-0	0	0	0	0	0	0	0	0	0	0	3
43	Haley Rydalc		1-1	1-1	0-0	0	0	0	0	3	0	0	0	0	0	2
Team																
Totals			30-61	6-14	11-12	16	22	38	18	77	10	16	2	10	200	
1st - FG %:			9-18	50.0%	2nd: 6-13	46.2%	3rd: 5-12	41.7%	4th: 10-18	55.6%	Game: 30-61	49.2%	Deadball			
3FG %:			2-5	40.0%	0-2	0.0%	2-3	66.7%	2-4	50.0%	6-14	42.9%	Rebounds			
FT %:			4-4	100.0%	4-4	100.0%	3-4	75.0%	0-0	0.0%	11-12	91.7%				

Officials: Zachary Caleb Brost, Shelley Nakasone, Melissa Barlow
Technical fouls: Utah State-None. UNLV-Rodjanae Wade.
Attendance: 1247
2018-19 Women's Basketball. Round: 0. UNLV vs Utah St.. Played at .

Score by periods		1st	2nd	3rd	4th	Total		
Utah State		11	17	17	11	56	Points	In Paint
UNLV		24	16	15	22	77	US	16
							LV	42

Last FG - US 4th-00:23, LV 4th-00:35.
Largest lead - US by 5 1st-06:26, LV by 23 4th-00:35.
US led for 02:00. LV led for 35:44. Game was tied for 02:00.

Score tied - 2 times.
Lead changed - 2 times.

21

Fresno State 64, Utah State 53 Feb. 6, 2019

Official Basketball Box Score -- Game Totals -- Final Statistics
Utah State vs Fresno State
01/09/19 7:05 p.m. at Fresno, Calif. (Save Mart Center)

Utah State 59 • 7-7 (2-1 MW)

		Total		3-Ptr		Rebounds									
#	Player		FG-FA	FG-FA	FT-FTA	Off	Def	Tot	PF	TP	A	TO	Blk	Stl	Min
05	DUFFICY, Shannon	f	5-11	0-1	4-6	6	9	15	2	14	3	3	3	2	39
12	BASSETT, Hailey	f	0-2	0-0	0-0	2	1	3	2	0	0	1	0	0	10
01	WEST, Eliza	g	1-4	1-4	0-0	0	2	2	1	3	2	4	0	2	25
03	WEST, Olivia	g	3-13	3-10	0-0	0	1	1	4	9	1	2	0	1	34
22	BREWSTER, Rachel	g	3-9	0-1	1-2	0	6	6	1	7	1	1	0	1	22
04	GORMAN, Steph		3-9	3-7	2-2	0	1	1	3	11	0	1	0	1	24
24	ANIAMBOSOU, Marlen		1-2	0-0	0-0	0	1	1	1	2	1	0	0	1	10
32	HARRIS, Emmie		3-7	1-3	2-2	2	0	2	0	9	2	1	0	2	18
34	DUDLEY, Emma		0-0	0-0	0-0	0	0	0	0	1	0	0	0	0	3
44	MASON, Deja		2-3	0-0	0-0	2	1	3	0	4	2	0	1	1	15
Team						2	0	2							
Totals			21-60	8-26	9-12	14	22	36	15	59	12	16	4	11	200
1st - FG %:		6-15	40.0%	2nd: 6-17	35.3%	3rd: 4-15	26.7%	4th: 5-13	38.5%	Game: 21-60	35.0%	Deadball			
3FG %:		1-3	33.3%	4-10	40.0%	0-4	0.0%	3-9	33.3%	8-26	30.8%			Rebounds	
FT %:		1-2	50.0%	0-0	0.0%	5-6	83.3%	3-4	75.0%	9-12	75.0%			1	

Fresno State 70 • 10-4 (3-0 MW)

#	Player		Total			3-Ptr		Rebounds				PF	TP	A	TO	Blk	Stl	Min
			FG-FGA	FG-FGA	FT-FTA	Off	Def	Tot										
11	UTTI, Maddi	f	4-7	0-0	0-0	0	7	7	3	8	3	1	1	2	36			
12	OGIER, Genna	f	4-7	1-3	0-0	0	2	2	2	9	1	2	1	1	29			
10	WHITE, Candice	g	8-16	2-5	8-10	3	7	10	1	26	2	2	0	0	35			
22	GAMEZ, Aly	g	2-5	0-3	0-0	0	0	0	3	4	3	3	1	1	35			
30	CAVEY, Kristina	g	3-7	1-3	2-2	0	3	3	2	9	0	0	0	1	29			
13	KNISHKA, Breanne	g	0-1	0-1	0-0	0	2	2	0	0	1	1	0	0	11			
14	PORTER, Jordanna	g	3-4	3-4	0-0	0	2	2	0	9	2	1	0	0	15			
20	DELANEY, Bree	g	2-5	1-3	0-0	1	2	3	1	5	2	4	1	0	10			
33	STANDIFER, Gabby	g	0-0	0-0	0-0	0	0	0	0	0	0	0	0	0	0+			
Team						1	2	3										
Totals				26-52	8-22	10-12	5	27	32	12	70	14	14	4	5	200		
1st - FG %:			7-16	43.8%	2nd: 5-11	45.5%	3rd: 7-11	63.6%	4th: 7-14	50.0%	Game: 26-52	50.0%	Deadball					
3FG %:			3-8	37.5%	0-3	0.0%	3-5	60.0%	2-6	33.3%	8-22	36.4%	Rebounds					
FT %:			0-0	0.0%	0-2	0.0%	6-6	100.0%	4-4	100.0%	10-12	83.3%	1					

Officials: Penny Davis, Cheryl Flores, Randy Campbell
Technical fouls: Utah State-None. Fresno State-None.
Attendance: 1931

Score by periods		1st	2nd	3rd	4th	Total		
Utah State		14	16	13	16	59	Points	In Paint
Fresno State		17	10	23	20	70	US	20
							FS	24

Last FG - US 4th-00:49, FS 4th-00:08.
Largest lead - US by 5 2nd-03:11, FS by 15 4th-04:09.
US led for 08:44, FS led for 29:14. Game was tied for 02:02.

Score tied - 2 times.
Lead changed - 8 times.

22

San Diego State 56, Utah State 44 Feb. 9, 2019

Official Basketball Box Score -- Game Totals -- Final Statistics
San Diego State vs Utah State
02/09/19 2 p.m. at Logan, Utah (Dee Glen Smith Spectrum)

San Diego State 56 • 9-12, 4-6 MW

#	Player		Total		3-Ptr		Rebounds				PF	TP	A	TO	Blk	Stl	Min
			FG-FGA	FG-FGA	FT-FTA	Off	Def	Tot									
22	DORNSTAUDE, Zayn	c	1-5	0-0	0-0	5	3	8	4	2	0	2	2	0	0	26	
02	RAMOS, Sophia	g	3-9	3-5	1-2	1	2	3	3	10	4	4	1	1	33		
03	ADAMS, Mallory	g	1-1	1-1	4-6	0	10	10	3	7	0	0	0	0	30		
05	ADAMS, Tea	g	5-13	0-0	4-6	1	3	4	0	14	2	3	0	2	30		
10	MURRAY, Naje	g	3-8	3-5	2-2	0	2	2	2	11	3	4	0	3	35		
00	VILLA, Kennedi		0-1	0-0	0-0	1	0	1	2	0	2	1	0	1	9		
04	TERRY, Monique		0-0	0-0	0-0	0	0	0	0	0	1	0	1	1	3		
11	GOMEZ, Arantxa		1-4	0-1	4-4	2	3	5	1	6	0	0	0	0	12		
23	GOMEZ, Lori		2-3	2-2	0-0	0	0	0	0	6	1	0	0	0	12		
34	VANDERDOES, Baylee		0-2	0-1	0-0	0	1	1	3	0	2	0	0	0	10		
	Team					3	1	4				1					
Totals			16-46	9-15	15-20	13	25	38	18	56	12	18	3	8	200		
1st FG %: 4-13			30.8%	2nd: 3-8	37.5%	3rd: 7-14	50.0%	4th: 2-11	18.2%	Game: 16-46			34.8%	Deadball Rebounds			
3FG %: 4-7			57.1%	1-2	50.0%	3-4	75.0%	1-2	50.0%	9-15			60.0%	3			
FT %: 0-0			0.0%	8-10	80.0%	0-0	0.0%	1-10	70.0%	15-20			75.0%				



JERRY FINKBEINER – HEAD COACH

Southern Nazarene, '80

Seventh Year

Utah State Record: 89-120, Seven years

Career Record: 563-362, 30 years

Jerry Finkbeiner is in his seventh season as the head women's basketball coach at Utah State.

Finkbeiner (pronounced Fink-by-ner) was named the ninth head coach in USU program history on April 26, 2012. He is the second male coach in Utah State history, joining Bob Corbin, who was the Aggies' coach from 1984-86. Finkbeiner is only the second USU coach since the reinstatement of the program in 2003 when Rae-gan Pebley took over.

Overall, Finkbeiner has a 553-350 (.612) record in 29 years as a collegiate head coach, including his time at Utah State, Oral Roberts (1996-2013) and Southern Nazarene (1991-96). He is also tied for 23rd in the nation among active Division I coaches with his 553 career wins.

In the 2017-18 season, Finkbeiner coached the Aggies to a 7-23 record, going 5-13 in Mountain West play. That year, center Deja Mason took over the No. 1 spot in USU career blocks with 142 and guard Rachel Brewster joined the 1,000-point club with 1,016 to rank 10th in all-time scoring. Additionally, guard Eliza West claimed the seventh spot in career assists with 273, while forward Shannon Dufficy earned the No. 10 spot in career rebounds with 499.

In the classroom, nine players Aggies earned academic all-Mountain West honors, while four were named Mountain West Scholar-Athletes.

In the 2016-17 season, Finkbeiner led the Aggies to a 17-15 record, including a 9-9 finish in Mountain West play. Additionally, USU won a program-record 12 home games, going 12-4 in the Dee Glen Smith Spectrum. Utah State finished sixth in the conference standings, advancing to the second round of the championship tournament. Utah State also made its first postseason appearance in four seasons, accepting a Women's Basketball Invitational bid.

At the conclusion of the season, West was named the Mountain West Freshman of the Year, while also earning a spot on the all-freshman team. Dufficy joined West on the all-freshman team, Brewster earned honorable mention all-Mountain West honors. Eight Aggies were recognized for their work in the classroom, as eight earned Academic all-Mountain West honors and five were named Mountain West Scholar-Athletes.

Finkbeiner coached the 2015-16 squad to a 14-17 record, including an 8-10 Mountain West ledger. The Aggies finished seventh in the league, advancing to the second round of the conference

tournament. Guard Funda Nakkasoglu earned first-team all-Mountain West honors, while Brewster was named to the all-freshman team.

Off the court, seven Aggies earned academic all-Mountain West honors with another six being named Mountain West Scholar-Athletes.

In 2014-15, Finkbeiner coached the Aggies to an 8-23 record, going 5-13 in Mountain West play. That year, Finkbeiner led Nakkasoglu to the Mountain West Freshman of the Year award. Additionally, Nakkasoglu earned honorable mention all-conference accolades. At the conclusion of the season, forward Franny Vaalu became the second of Finkbeiner's players to sign a professional contract, playing for the Wolfpack in Wolfenbüttel, Germany.

In the classroom, four players earned academic all-Mountain West honors, while three were named Mountain West Scholar-Athletes.

During the summer of 2015, Finkbeiner took the Aggie women on an eight-day trip to the Yucatán Peninsula of Mexico. On the trip, the team played against local club and university teams, hosted coaches and children's clinics and toured the sights.

In the 2013-14 season, Finkbeiner led the Aggies to a 15-16 overall record, while going 8-10 in league play in their first year in the Mountain West. The team advanced to the quarterfinals of the Mountain West Championships.

That year, Finkbeiner coached guard Jennifer Schlott to several accolades and records. Schlott finished the year third in the nation in scoring with 26.2 points per game. She was named the Mountain West Player of the Year and became USU's first-ever AP All-American, earning honorable mention accolades. She became the all-time leading scorer at Utah State, ending her career with 1,556 points. Schlott was invited to a WNBA training camp with the Indiana Fever, before signing a professional contract to play for Tapiolan Honka in Finland.

Off the court, the 2013-14 Aggies also succeeded academically. Six student-athletes received academic all-Mountain West honors, while two were named Mountain West Scholar-Athletes.

In Finkbeiner's debut season in 2012-13, the Aggies achieved an 18-14 record. USU finished second in the Western Athletic Conference standings for the second-straight season with a 14-4 mark. Under the direction of Finkbeiner, Utah State advanced to the postseason for the third-straight season, as the Aggies played in the Women's Basketball Invitational. USU finished the season second in the nation in free throw percentage with a school and WAC record 80.1 percent. Three players were honored by the WAC as Devyn Christensen earned first-

team honors, while Jennifer Schlott and Jenna Johnson earned second and third-team honors, respectively.

The Aggies also found success in the classroom under Finkbeiner as five players earned academic all-WAC honors.

Finkbeiner came to Utah State from Oral Roberts in Tulsa, Okla., where he spent 16 years as head coach. During his tenure at ORU, the Golden Eagles averaged 17 wins per season and advanced to postseason play eight times with five trips to the NCAA Tournament and three appearances in the WNIT.

As the head coach at Oral Roberts, Finkbeiner led the Golden Eagles to seven Summit League regular season and tournament titles and six 20-win seasons. At ORU, Finkbeiner coached five All-Americans, eight conference players of the year, five conference newcomers of the year and 26 all-conference selections. He was named conference coach of the year twice during his ORU tenure.

In his six years prior to ORU, Finkbeiner led Southern Nazarene to three-straight NAIA national titles and a combined 99-4 record from 1994 to 1996. Finkbeiner posted a 186-20 record in six seasons at SNU. During his career at Southern Nazarene, Finkbeiner coached nine NAIA All-Americans and a two-time NAIA Player of the Year, while five of his players went on to play professional basketball overseas.

During his tenure at Southern Nazarene, Finkbeiner's coaching achievements did not go unnoticed, as he was named the NAIA National Coach of the Year in 1994, 1995 and 1996. He was also named as the College Sports Magazine and Converse National Coach of the Year in 1995. Finkbeiner was named the NAIA District 9 Coach of the Year in 1993 and the Sooner Athletic Conference Coach of the Year from 1992 to 1996.

Finkbeiner, a native of Southern California, attended Southern Nazarene in Oklahoma City, Okla. from 1975-80, where he was a four-year letterwinner. In that time, he was selected as a Christian Collegiate All-American in 1978. Finkbeiner graduated with a bachelor's of science degree in physical education and completed his master's degree in physical education at Northwest Missouri State University. Along with coaching at SNU, Finkbeiner also worked as a professor in the kinesiology and sports management department.

Finkbeiner and his wife, Reva, have five children and two daughters-in-law, Isaac (Angela), Ben (Alycia), Corban (Nathan), Micha (Tommy) and Bethany and 11 grandchildren. His son, Ben, is the associate head coach for the Aggies.

2018-19 ROSTER

NUMERICAL ROSTER

<u>NO.</u>	<u>NAME</u>	<u>POS.</u>	<u>HT.</u>	<u>YR.</u>	<u>EXP.</u>	<u>HOMETOWN (HIGH SCHOOL/LAST SCHOOL)</u>
1	Eliza West	G	5-5	Jr.	2L	Mount Martha, Victoria, Australia (The Peninsula School)
3	Olivia West	G	5-6	Jr.	2L	Launceston, Tasmania, Australia (Templestowe College)
4	Steph Gorman	G	5-10	Fr.	HS	Wodonga, Victoria, Australia (Wodonga Senior Secondary College)
5	Shannon Dufficy	G/F	6-2	Jr.	2L	Preston, Victoria, Australia (Our Lady of Mercy College)
11	Lindsey Jensen-Baker	G	5-9	Jr.	2L	Smithfield, Utah (Sky View HS)
12	Hailey Bassett	G/F	6-2	Jr.	2L	Layton, Utah (Layton HS)
14	Roxani Bountouka	F	6-2	Fr.	HS	Thessaloniki, Greece (Hellenic College of Thessaloniki)
15	Laura Daulton	C	6-2	So.	1L	Spring, Texas (Oak Ridge HS)
22	Rachel Brewster	G	5-11	Sr.	3L	Melbourne, Victoria, Australia (Rowville Secondary College)
24	Marlene Aniambossou	F	6-1	Jr.	JC	Cotonou, Benin (Notre Dame des Apotres/Frank Phillips College)
32	Emmie Harris	G	5-10	So.	1L	Danville, Ky. (Boyle County HS)
34	Emma Dudley	F	6-1	Fr.	HS	Rancho Santa Fe, Calif. (Santa Fe Christian HS)
41	Taylor Franson	G/F	6-1	So.	1L	American Fork, Utah (American Fork HS)
44	Deja Mason	C	6-4	Sr.	3L	San Antonio, Texas (Brennan HS)

Head Coach: Jerry Finkbeiner (Southern Nazarene, '80), Seventh year

Assistant Coaches: Ben Finkbeiner (Oral Roberts, '06), Fifth year

Ashley Gill (Washington State, '09), First year

Paris Johnson (San Diego State, '11), First year

Director of Operations: Cori Smith (Arizona, '08), First year

PRONUNCIATIONS

Marlene Aniambossou = Ann-ee-am-BOO-sue / COAT-ta-noo, Buh-need

Roxani Bountouka = Rocks-ann-ee Boon-too-ka / Thess-alone-e-kee

Laura Daulton = Lo-ruh Doll-tonn

Shannon Dufficy = Duff-uh-see

Finkbeiner = Fink-by-ner

Deja Mason = Day-zha

Olivia West (Launceston) = Lawn-sess-ton

Steph Gorman (Wodonga) = Wah-dong-ah

Rachel Brewster (Melbourne) = Mel-bun

CLASS BREAKDOWN

Seniors (2) – Rachel Brewster, Deja Mason

Juniors (6) – Eliza West, Olivia West, Shannon Dufficy, Lindsey Jensen-Baker, Hailey Bassett, Marlene Aniambossou

Sophomores (3) – Laura Daulton, Emmie Harris, Taylor Franson

Freshmen (3) – Roxani Bountouka, Emma Dudley, Steph Gorman

HEIGHT BREAKDOWN

6-4 (1) – Deja Mason

6-2 (4) – Roxani Bountouka, Hailey Bassett, Laura Daulton, Shannon Dufficy

6-1 (3) – Marlene Aniambossou, Emma Dudley, Taylor Franson

5-11 (1) – Rachel Brewster

5-10 (2) – Steph Gorman, Emmie Harris

5-9 (1) – Lindsey Jensen-Baker

5-6 (1) – Olivia West

5-5 (1) – Eliza West

POSITION BREAKDOWN

Centers (2) – Laura Daulton, Deja Mason

Forward (3) – Marlene Aniambossou, Roxani Bountouka, Emma Dudley

Guard/Forwards (3) – Shannon Dufficy, Hailey Bassett, Taylor Franson

Guards (6) – Rachel Brewster, Steph Gorman, Emmie Harris, Lindsey Jensen-Baker, Eliza West, Olivia West

ALPHABETICAL ROSTER

<u>NO.</u>	<u>NAME</u>	<u>POS.</u>	<u>HT.</u>	<u>YR.</u>	<u>EXP.</u>	<u>HOMETOWN (HIGH SCHOOL/LAST SCHOOL)</u>
24	Marlene Aniambossou	F	6-1	Jr.	JC	Cotonou, Benin (Notre Dame des Apotres/Frank Phillips College)
12	Hailey Bassett	G/F	6-2	Jr.	2L	Layton, Utah (Layton HS)
14	Roxani Bountouka	F	6-2	Fr.	HS	Thessaloniki, Greece (Hellenic College of Thessaloniki)
22	Rachel Brewster	G	5-11	Sr.	3L	Melbourne, Victoria, Australia (Rowville Secondary College)
15	Laura Daulton	C	6-2	So.	1L	Spring, Texas (Oak Ridge HS)
34	Emma Dudley	F	6-1	Fr.	HS	Rancho Santa Fe, Calif. (Santa Fe Christian HS)
5	Shannon Dufficy	G/F	6-2	Jr.	2L	Preston, Victoria, Australia (Our Lady of Mercy College)
41	Taylor Franson	G/F	6-1	So.	1L	American Fork, Utah (American Fork HS)
4	Steph Gorman	G	5-10	Fr.	HS	Wodonga, Victoria, Australia (Wodonga Senior Secondary College)
32	Emmie Harris	G	5-10	So.	1L	Danville, Ky. (Boyle County HS)
11	Lindsey Jensen-Baker	G	5-9	Jr.	2L	Smithfield, Utah (Sky View HS)
44	Deja Mason	C	6-4	Sr.	3L	San Antonio, Texas (Brennan HS)
1	Eliza West	G	5-5	Jr.	2L	Mount Martha, Victoria, Australia (The Peninsula School)
3	Olivia West	G	5-6	Jr.	2L	Launceston, Tasmania, Australia (Templestowe College)



ELIZA WEST
Jr. • Guard • 5-5 • 2L
Mount Martha, Victoria,
Australia



OLIVIA WEST
Jr. • Guard • 5-6 • 2L
Launceston, Tasmania,
Australia



STEPH GORMAN
Fr. • Guard • 5-10 • HS
Wodonga, Victoria,
Australia



SHANNON DUFFICY
Jr. • Guard/Forward • 6-2 • 2L
Preston, Victoria,
Australia



LINDSEY JENSEN-BAKER
Jr. • Guard • 5-9 • 2L
Smithfield, Utah



HAILEY BASSETT
Jr. • Guard/Forward • 6-2 • 2L
Layton, Utah



ROXANI BOUNTOUKA
Fr. • Forward • 6-2 • HS
Thessaloniki, Greece



LAURA DAULTON
So. • Center • 6-2 • 1L
Spring, Texas



RACHEL BREWSTER
Sr. • Guard • 5-11 • 3L
Melbourne, Victoria,
Australia



MARLENE ANIAMBOSSOU
Jr. • Forward • 6-1 • JC
Cotonou, Benin



EMMIE HARRIS
So. • Guard • 5-10 • 1L
Danville, Ky.



EMMA DUDLEY
Fr. • Forward • 6-1 • HS
Rancho Santa Fe, Calif.



TAYLOR FRANSON
So. • Guard/Forward • 6-1 • 1L
American Fork, Utah



DEJA MASON
Sr. • Center • 6-4 • 3L
San Antonio, Texas



JERRY FINKBEINER
Head Coach
Seventh Year



BEN FINKBEINER
Associate Head Coach
Fifth Year



ASHLEY GILL
Assistant Coach
First Year



PARIS JOHNSON
Assistant Coach
First Year



CORI SMITH
Director of Operations
First Year

2018-19

Women's Basketball Roster