



UTAH STATE FOOTBALL

12 Conference Championships • 13 Bowl Games • 12 NFL Draft Picks Since 2011 • 72 All-Mountain West Selections (2013-18)

/// 2019 SCHEDULE / RESULTS ///

DATE	OPPONENT	TV	TIME/RESULT
A 30	at Wake Forest	ACC Network	L, 35-38
S 7	STONY BROOK	Facebook	W, 62-7
S 21	at San Diego State*	CBSSN	W, 23-17
S 28	COLORADO STATE*	CBSSN	W, 34-24
O 5	at #5 LSU	SEC Network	L, 6-42
O 19	NEVADA*	ESPN	W, 36-10
O 26	at Air Force*	ESPN2	L, 7-31
N 2	BYU	ESPN2	L, 14-42
N 9	at Fresno State*	CBSSN	5 pm
N 16	WYOMING*	ESPN Networks	TBA
N 23	BOISE STATE*	CBSSN	8:30 pm
N 30	at New Mexico*	Facebook	2 pm
D 7	MW Championship	ESPN	2 pm

* Mountain West Game

All times Mountain. Home games in **BOLD CAPS**.

/// GAME 9 INFORMATION ///

TV: CBS SPORTS NETWORK

- **Play-by-Play** Carter Blackburn
- **Analyst** Aaron Taylor
- **Reporter** Jenny Dell
- **Xfinity (Utah)** Ch. 269/753HD
- **DISH** Ch. 158
- **DirecTV** Ch. 221

RADIO: AGGIE SPORTS NETWORK

- **Play-by-Play** Scott Garrard
- **Analyst** Kevin White
- **Online** 1280thezone.com / Tunein.com
- **National** Internet 979

SOCIAL MEDIA: #AGGIESALLTHEWAY

- **Twitter/Instagram** @USUFootball
- **Facebook** USUFootball
- **YouTube** UtahStateFootball
- **Live Stats** UtahState.Statbroadcast.com

/// AGGIE RADIO NETWORKS ///

• Every Utah State football game can be heard live on the Aggie Radio Network. **Scott Garrard** serves as the play-by-play announcer, while former USU quarterback **Kevin White** (1988-89) will provide color analysis. Games can also be heard on the Internet (www.UtahStateAggies.com) by clicking on the 'Listen Live' link, as well as on the TuneIn App.

- Salt Lake City KZNS (1280 AM/97.5 FM)
- Logan KBLU-LP (92.3 FM)
- Cache Valley KACH (1340 AM/105.5 FM)
- Price KRPX (95.3 FM)
- Green River KRPX (102.7 FM)
- Moab KRPX (100.3 FM)
- Orangeville KRPX (95.9 FM)

AGGIES CONTINUE MOUNTAIN WEST PLAY AT FRESNO STATE SATURDAY NIGHT

Game will be nationally televised on CBS Sports Network at 5 p.m. (MT).



Junior WR **Savon Scarver** (11) ranks first in the Mountain West and second in the nation in both kickoff returns (38.3 yards per return) and kickoff returns for a touchdown with two (0.25 per game). Scarver, who was a consensus All-American last season, has a school-record five kickoff returns for touchdowns in his career.

/// THE MATCHUP ///

UTAH STATE (4-4, 3-1 MW) vs. FRESNO STATE (4-4, 2-2 MW)

Saturday, Nov. 9, 2019 • 5 p.m. (MT) • Fresno, Calif. • Bulldog Stadium (40,737)

UTAH STATE AGGIES

2019 Record: 4-4, 3-1 Mountain West

Last Game: Nov. 2, 2019

- L, 42-14 vs. BYU

Head Coach: Gary Andersen

- **School Record:** 30-28 (5th year)
- **Career Record:** 56-56 (10th year)
- **Mountain West Record:** 3-1 (1st year)
- **vs. Fresno State:** 0-3

Statistical Leaders

- **Pass:** Jordan Love (176-295, 2,014, 9 TD, 12 INT)
- **Rush:** Gerold Bright (101-535, 5 TD)
- **Rec.:** Siaosi Mariner (34-527, 4 TD)
- **Def.:** David Woodward (93 TKL, 5.0 TFL, 4 FF)



FRESNO STATE BULLDOGS

2019 Record: 4-4, 2-2 Mountain West

Last Game: Nov. 2, 2019

- W, 41-38 at Hawai'i

Head Coach: Jeff Tedford

- **School Record:** 26-10 (3rd year)
- **Career Record:** 108-67 (14th year)
- **Mountain West Record:** 16-4 (3rd year)
- **vs. Utah State:** 0-0

Statistical Leaders

- **Pass:** Jorge Reyna (164-260, 1,843, 11 TD, 6 INT)
- **Rush:** Ronnie Rivers (109-553, 8 TD)
- **Rec.:** Zane Pope (32-336, 1 TD)
- **Def.:** Justin Rice (78 TKL, 4.5 TFL, 4 FF)



/// KICKOFF COVERAGE ///

• Utah State is 33-19 (.635) all-time in the Mountain West, including a 14-12 (.538) road record, and has won 44 of its last 63 (.698) league games dating back to 2011. USU is also 12-3 (.800) in its last 15 MW games and 15-6 (.714) in its last 21 games against all opponents.

• Utah State is 8-6 (.571) in its last 14 road games, including a 7-3 (.700) Mountain West record. In its last 14 road games, USU has also scored at least 30 points seven times and has had at least 500 yards of total offense five times.

• Utah State is 20-7 (.741) in its last 27 games under head coach **Gary Andersen**, which includes an 8-5 (.615) road record. USU is also 14-1 (.933) in its last 15 conference games under Andersen, which includes a 3-1 record in the Mountain West this season and 11 straight wins in the Western Athletic Conference during the 2011-12 seasons.

• Utah State has lost consecutive games for the first time since the end of the 2017 season, a span of 21 games. The last time USU lost three games in a row was during the 2016 season, when it finished the year on a five-game losing streak.

• Junior WR **Savon Scarver** is tied for second nationally with his two kickoff returns for a touchdown and in kickoff returns (38.3 yards per return). Junior LB **David Woodward** ranks second in the nation in tackles (13.3 per game) and is third in forced fumbles (4). Both players were All-Americans a season ago.

• Utah State is among the top-40 teams in the nation in 14 statistical categories, including second in special teams touchdowns with three (two kickoff returns, one punt return), fourth in kickoff returns (29.13 yards per return), ninth in punt returns (15.0 yards per return) and ninth in fumbles recovered with nine. USU is also tied for 15th in the nation with its two defensive touchdowns and three-and-outs forced per game (4.50), 23rd in turnovers forced with 15, 24th in tackles for loss allowed (4.75 per game) and fewest penalty yards per game (44.5), and 31st in sacks allowed with 12 (1.50 per game).



@USUFOOTBALL



@USUFOOTBALL



@USUFOOTBALL



UTAHSTATEAGGIES.COM



ALPHABETICAL

No.	Name	Pos.
63	Adams, Ashton	OL
2	Adams, Terin	CB
58	Ali'ifua, Demytrick	OL
94	Andersen, Caden	DT
91	Anderson, Devon	DT
22	Anyanwu, Michael	CB
64	Avendano, Heneli	OL
24	Baker, Dalton	DE
45	Bannerman, Jaylin	DE
98	Bartolic, Christopher	P
89	Boman, Travis	TE
4	Bond, Shaq	S
99	Bowcut, Josh	DT
60	Bowles, Wyatt	OL
61	Bredsguard, Aaron	DE
1	Bright, Gerold	RB
34	Burt, Riley	RB
49	Callister, Pierce	P
7	Calvin, Josh	QB
12	Carter, Ajani	WR
19	Carter, Sean	WR
59	Coles, Connor	PK
3	Colombi, Henry	QB
17	Compton, Taylor	WR
89	Dalton, Aaron	P
59	Davison, Aric	OL
74	Dolphin, Chandler	OL
	Duncan, Keegan	LB
43	Drews, Jack	TE
84	Eaton, Kanen	WR
62	Eberle, Dominik	PK
72	Edwards, Alfred	OL
95	Faamafoe, Diamond	DT
90	Fata, Ritisoni	DT
32	Fehoko, Sione	RB
10	Galeai, Tipa	DE
5	Gilliam, Cash	S
21	Grayson, Andre	CB
25	Green, Jarrod	CB
8	Gunther, Braxton	S
73	Hack, Kyler	OL
6	Haney, Cameron	CB
53	Harris, Braden	DE
20	Harris, Keith	S
42	Heninger, Nick	DE
70	Hill, Hunter	OL
28	Hussey, Oakley	S
14	Jackson, Zahodri	CB
77	Koch, Andy	OL
18	Lampkin, Cam	CB
34	Langi, Daniel	DE
48	Larsen, Connor	DE
67	Lasike, Sione	OL
55	LaValle, Christian	DT
47	Lee, Logan	TE
3	Lefeged Jr., Troy	S
5	Legas, Cooper	QB
44	Leilua, Fua	DT
37	Lockett, Sam	S
10	Love, Jordan	QB
30	Maddox, Patrick	S
39	Magalei, Maika	LB
29	Makakona, Pailate	RB
85	Manu, Mosese	TE
80	Mariner, Siaosi	WR
40	Mathews, Dustin	LB
79	Meacham, Wade	OL
33	Meitzenheimer, Kevin	LB
82	Merrill, Sawyer	WR
86	Mortenson, Bryce	TE

NUMERICAL

No.	Name	Pos.	Ht.	Wt.	Cl.	Exp.	Hometown (High School/Last School)
1	Gerold Bright	RB	5-10	190	Sr.	3L	Pensacola, Fla. (Escambia HS)
2	Terin Adams	CB	5-11	180	Jr.	TR	Kirkland, Wash. (Eastside Catholic HS/Arizona State)
3	Henry Colombi	QB	6-2	205	So.	1L	Hollywood, Fla. (Chaminade Madonna College Prep)
3	Troy Lefeged Jr.	S	5-11	190	Jr.	JC	Montgomery Village, Md. (Avalon HS/Fullerton JC)
4	Shaq Bond	S	5-10	195	Jr.	1L	Decatur, Ill. (MacArthur HS/Southwestern JC)
5	Cash Gilliam	S	5-11	200	Jr.	JC	Dayton, Ohio (Wayne HS/Arizona Western JC)
5	Cooper Legas	QB	6-2	205	Fr.	HS	Orem, Utah (Orem HS)
6	Cameron Haney	CB	5-10	185	Sr.	3L	Los Angeles, Calif. (Cathedral HS)
6	Andrew Peasley	QB	6-2	200	Fr.	RS	La Grande, Ore. (La Grande HS)
7	Josh Calvin	QB	6-2	185	Fr.	HS	Bellflower, Calif. (Mayfair HS)
7	DJ Williams	CB	5-9	180	Sr.	1L	Smyrna, Tenn. (Smyrna HS/Independence CC)
8	Braxton Gunther	S	5-10	185	Jr.	1L	Woods Cross, Utah (Woods Cross HS)
9	David Woodward	LB	6-2	235	Jr.	2L	Olympia, Wash. (Olympia HS)
10	Tipa Galeai	DE	6-5	235	Sr.	1L	Eules, Texas (Trinity HS/TCU)
10	Jordan Love	QB	6-4	225	Jr.	2L	Bakersfield, Calif. (Liberty HS)
11	Savon Scarver	WR	5-11	180	Jr.	2L	Las Vegas, Nev. (Centennial HS)
12	Ajani Carter	WR	6-0	185	Fr.	HS	Houston, Texas (North Shore HS)
13	Deven Thompkins	WR	5-7	160	So.	1L	Fort Myers, Fla. (Dunbar HS)
14	Zahodri Jackson	CB	5-10	185	So.	1L	Sarasota, Fla. (Riverview HS)
15	Simon Thompson	LB	6-1	205	Fr.	HS	Salem, Ore. (West Salem HS)
16	Jordan Nathan	WR	5-8	180	Jr.	2L	Monrovia, Calif. (Monrovia HS)
17	Taylor Compton	WR	5-8	175	Jr.	1L	Logan, Utah (Logan HS)
18	Cam Lampkin	CB	5-9	170	Fr.	HS	Mesquite, Texas (Poteet HS)
19	Sean Carter	WR	6-2	195	Jr.	JC	Westlake Village, Calif. (Westlake HS/Fullerton JC)
20	Keith Harris	S	5-10	175	Fr.	HS	Lawndale, Calif. (Leuzinger HS)
20	Jaylen Warren	RB	5-8	215	Jr.	JC	Salt Lake City, Utah (East HS/Snow College)
21	Andre Grayson	CB	5-8	175	So.	1L	Rancho Cucamonga, Calif. (Etiwanda HS)
22	Michael Anyanwu	CB	5-9	180	Fr.	RS	Covina, Calif. (Charter Oak HS)
23	Dominic Tatum	CB	6-2	180	Fr.	HS	Culver City, Calif. (Culver City HS)
24	Dalton Baker	DE	6-5	245	Sr.	3L	Payson, Utah (Payson HS)
25	Jarrod Green	CB	5-11	180	So.	1L	Elk Grove, Calif. (Cosumnes Oaks HS)
26	Chase Nelson	RB	5-10	200	Jr.	1L	Logan, Utah (Logan HS)
27	Enoch Nawahine	RB	6-1	195	Fr.	HS	Kahuku, Hawaii (Kahuku HS)
28	Oakley Hussey	S	6-1	200	Fr.	HS	Idaho Falls, Idaho (Hillcrest HS)
29	Pailate Makakona	RB	5-10	200	So.	TR	West Valley City, Utah (Hunter HS/Colorado Mesa)
30	Patrick Maddox	S	5-10	205	So.	TR	Portland, Ore. (Westview HS/Linfield College)
32	Sione Fehoko	RB	5-7	195	So.	SQ	Salt Lake City, Utah (Cottonwood HS)
32	Matthew Sterzer	S	6-2	225	Fr.	RS	Taylorsville, Utah (Taylorsville HS)
33	Kevin Meitzenheimer	LB	6-0	230	Jr.	2L	Moreno Valley, Calif. (Moreno Valley HS)
34	Riley Burt	RB	6-1	215	Gr.	TR	Mantua, Utah (Box Elder HS/BYU)
34	Daniel Langi	DE	6-0	230	So.	SQ	South Jordan, Utah (Bingham HS)
36	Jared Reed	CB	6-0	180	So.	TR	Portland, Ore. (Central Catholic HS/Portland State)
37	Sam Lockett	S	6-0	190	Fr.	RS	Spokane, Wash. (Gonzaga Prep)
38	Eric Munoz	LB	6-0	230	Jr.	RS	Belvidere, Ill. (Belvidere HS/San Diego Mesa CC)
39	Maika Magalei	LB	6-1	235	R-So	1L	Lakewood, Wash. (Lakes HS)
40	Dustin Mathews	LB	6-1	225	Fr.	RS	Bountiful, Utah (Viewmont HS)
41	Elijah Shelton	DE	6-1	230	Fr.	RS	Salt Lake City, Utah (Highland HS)
42	Nick Heninger	DE	6-2	245	Jr.	TR	South Jordan, Utah (Bingham HS/Utah)
43	Jack Drews	TE	6-3	240	Fr.	HS	Ramona, Calif. (Ramona HS)
44	Fua Leilua	DT	6-3	295	Sr.	1L	Anaheim, Calif. (Spanish Fork HS/Oklahoma State)
45	Jaylin Bannerman	DE	6-5	245	Jr.	JC	Pickerington, Ohio (Pickerington Central HS/Arizona Western JC)
46	Addison Trupp	DE	6-2	230	Fr.	HS	Salt Lake City, Utah (East HS)
47	Logan Lee	TE	6-4	245	Jr.	2L	Rexburg, Idaho (Madison HS)
47	Kaleo Neves	DE	6-0	195	Fr.	HS	Provo, Utah (Timpview HS)
48	Connor Larsen	DE	6-5	240	Fr.	HS	American Fork, Utah (American Fork HS)
49	Pierce Callister	P	6-0	170	Fr.	HS	Ogden, Utah (Weber HS)
50	Jesse Vasquez	LS	5-11	225	Fr.	HS	Thousand Oaks, Calif. (Oaks Christian School)
51	Justus Te'i	DE	6-3	240	R-Jr.	2L	Oceanside, Calif. (Mission Hills HS)
52	Jaymason Willingham	LB	6-1	220	Fr.	HS	Steilacoom, Wash. (Steilacoom HS)
53	Braden Harris	DE	6-2	230	Sr.	SQ	Gunnison, Utah (Gunnison Valley HS)
54	Dean Rice	DT	6-2	310	Fr.	HS	Yuba City, Calif. (River Valley HS)
54	Noah Young	LB	6-0	220	So.	JC	Gulf Breeze, Fla. (Gulf Breeze HS/Southwestern JC)
55	Christian LaValle	DT	5-11	240	Fr.	HS	Mission Viejo, Calif. (Mission Viejo HS)
56	Ethan Vowles	LB	6-2	190	Fr.	RS	Arvada, Colo. (Ralston Valley HS)
57	Brandon Pada	LS	5-10	210	Jr.	1L	Glendale, Ariz. (Mountain Ridge HS)
58	Demytrick Ali'ifua	OL	6-3	305	Jr.	2L	Hayward, Calif. (San Leandro HS)
59	Connor Coles	PK	6-0	190	R-So	SQ	Bozeman, Mont. (Bozeman HS)
59	Aric Davison	OL	6-3	290	Fr.	HS	Richland, Wash. (Richland HS)
60	Wyatt Bowles	OL	6-4	300	Fr.	RS	West Point, Utah (Syracuse HS)
61	Aaron Bredsguard	DE	6-3	225	Fr.	HS	Bountiful, Utah (Viewmont HS)



NUMERICAL

No.	Name	Pos.	Ht.	Wt.	Cl.	Exp.	Hometown (High School/Last School)
62	Dominik Eberle	PK	6-2	190	Sr.	2L	Nuremberg, Germany (Redondo Union (CA) HS)
63	Ashton Adams	OL	6-3	305	Fr.	HS	Salem, Ore. (South Salem HS)
64	Heneli Avendano	OL	6-3	290	Fr.	RS	Sandy, Utah (Jordan HS)
65	Karter Shaw	OL	6-4	305	Fr.	RS	South Jordan, Utah (Herriman HS)
66	Mohelika Uasike	OL	6-1	305	R-Jr.	2L	Euleless, Texas (L.D. Bell HS)
67	Sione Lasike	OL	6-1	295	Fr.	HS	Las Vegas, Nev. (Bishop Gorman HS)
68	Logan Wood	OL	6-1	290	Fr.	HS	Grand Junction, Colo. (Fruita Monument HS)
70	Hunter Hill	OL	6-5	285	Fr.	HS	Orem, Utah (Orem HS)
72	Alfred Edwards	OL	6-7	310	So.	1L	Redlands, Calif. (Redlands Senior HS)
73	Kyler Hack	OL	6-4	300	So.	RS	Las Vegas, Nev. (Palo Verde HS/Orange Coast CC)
74	Chandler Dolphin	OL	6-3	295	So.	SQ	Sandy, Utah (Alta HS)
75	Ty Shaw	OL	6-4	300	Jr.	1L	South Jordan, Utah (Herriman HS)
76	Jackson Owens	OL	6-5	305	Fr.	HS	Sandy, Utah (East HS)
77	Andy Koch	OL	6-6	290	Fr.	RS	Eastvale, Calif. (Eleanor Roosevelt HS)
78	Jacob South	OL	6-5	295	Fr.	RS	Anacortes, Wash. (Anacortes HS)
79	Wade Meacham	OL	6-6	305	Fr.	RS	Layton, Utah (Layton HS)
80	Siaosi Mariner	WR	6-2	195	Gr.	TR	Tustin, Calif. (Tustin HS/Utah)
81	Tim Patrick Jr.	WR	6-0	185	Fr.	RS	San Diego, Calif. (Morse HS)
82	Sawyer Merrill	WR	6-0	175	Fr.	HS	El Dorado Hills, Calif. (Oak Ridge HS)
83	Derek Wright	WR	6-1	185	Jr.	JC	Sterling, Utah (Manti HS/Snow College)
84	Kanen Eaton	WR	6-2	170	Fr.	HS	Vancouver, Wash. (Columbia River HS)
84	Kyle Van Leeuwen	WR	5-8	180	Fr.	HS	Provo, Utah (Timpview HS)
85	Mosese Manu	TE	6-3	250	Jr.	JC	West Bountiful, Utah (Bountiful HS/Mt. San Antonio JC)
86	Bryce Mortenson	TE	6-6	240	Fr.	RS	Smithfield, Utah (Sky View HS)
87	Caleb Repp	TE	6-5	225	Gr.	TR	Rancho Cucamonga, Calif. (Los Osos HS/Utah)
88	Carson Terrell	TE	6-5	245	Jr.	2L	Lehi, Utah (Lehi HS)
89	Travis Boman	TE	6-4	245	Jr.	1L	Henderson, Nev. (Coronado HS)
89	Aaron Dalton	P	6-4	215	R-Sr.	3L	Bountiful, Utah (Viewmont HS)
90	Ritisoni Fata	DT	6-1	295	Jr.	2L	Redlands, Calif. (East Valley HS)
91	Devon Anderson	DT	6-1	295	Sr.	2L	Baltimore, Md. (Overlea HS/Dodge City CC)
92	Hale Motu'apuaka	DT	6-2	285	Fr.	RS	Honolulu, Hawaii (Punahou HS)
93	Jacoby Wildman	DE	6-2	250	Gr.	3L	Logan, Utah (Logan HS)
94	Caden Andersen	DT	6-2	280	Jr.	1L	Logan, Utah (Logan HS)
95	Diamond Faamafoe	DT	6-0	295	Fr.	HS	Draper, Utah (Alta HS)
96	Christopher Unga	DT	6-0	295	Sr.	3L	Rochester, Calif. (Rancho Cucamonga HS)
97	Jake Pitcher	DE	6-3	245	Jr.	SQ	Smithfield, Utah (Sky View HS)
98	Christopher Bartolic	P	6-0	195	Jr.	JC	Newport Beach, Calif. (Corona del Mar HS/Orange Coast CC)
98	AJ Vongphachanh	DE	6-3	230	Fr.	HS	Pasco, Wash. (Chiawana HS)
99	Josh Bowcut	DT	6-4	280	Fr.	HS	Sherwood, Ore. (Sherwood HS)
	Keegan Duncan	LB	6-3	220	Fr.	HS	Declo, Idaho (Declo HS)

ALPHABETICAL

No.	Name	Pos
92	Motu'apuaka, Hale	DT
38	Munoz, Eric	LB
16	Nathan, Jordan	WR
27	Nawahine, Enoch	RB
26	Nelson, Chase	RB
47	Neves, Kaleo	DE
76	Owens, Jackson	OL
57	Pada, Brandon	LS
81	Patrick Jr., Tim	WR
6	Peasley, Andrew	QB
97	Pitcher, Jake	DE
36	Reed, Jared	CB
87	Repp, Caleb	TE
54	Rice, Dean	DT
11	Scarver, Savon	WR
65	Shaw, Karter	OL
75	Shaw, Ty	OL
41	Shelton, Elijah	DE
78	South, Jacob	OL
32	Sterzer, Matthew	S
23	Tatum, Dominic	CB
51	Te'i, Justus	DE
88	Terrell, Carson	TE
13	Thompkins, Deven	WR
15	Thompson, Simon	LB
46	Trupp, Addison	DE
66	Uasike, Mohelika	OL
96	Unga, Christopher	DT
84	Van Leeuwen, Kyle	WR
50	Vasquez, Jesse	LS
98	Vongphachanh, AJ	DE
56	Vowles, Ethan	LB
20	Warren, Jaylen	RB
93	Wildman, Jacoby	DE
7	Williams, DJ	CB
52	Willingham, Jaymason	LB
68	Wood, Logan	OL
9	Woodward, David	LB
83	Wright, Derek	WR
54	Young, Noah	LB

/// COACHING STAFF ///

Head Coach (Defensive Tackles): Gary Andersen (Utah, 1986), First Season/Fifth Overall; **Assistant Head Coach (Tight Ends):** Frank Maile (Utah State, 2007), Fourth Season/Ninth Overall; **Offensive Coordinator (Quarterbacks):** Mike Sanford (Boise State, 2005), First Season; **Defensive Coordinator (Inside Linebackers):** Justin Ena (BYU, 2001), First Season; **Special Teams Coordinator (Running Backs):** Stacy Collins (Western Oregon, 1998), Fourth Season; **Passing Game Coordinator (Wide Receivers):** Jason Phillips (Houston, 2001), First Season; **Assistant Coach (Offensive Line):** TJ Woods (Azusa Pacific, 2002), First Season/Fifth Overall; **Assistant Coach (Defensive Ends):** Bojay Filimoeatu (Utah State, 2012), First Season; **Assistant Coach (Safeties):** Mike Caputo (Wisconsin, 2015), First Season; **Assistant Coach (Cornerbacks):** Mark Orphey (Texas Southern, 2010), First Season; **Offensive Analyst:** Mike Favero (Utah State, 1992), First Season; **Assistant Athletics Director for Football Operations:** Zach Nyborg (BYU, 2011), Second Season; **Director of Strength & Conditioning for Football:** Jordan Hicks (Georgetown (Ky.), 2005), First Season; **Assistant Strength & Conditioning Coach:** Joe Powell (Central Michigan, 2014), Second Season; **Assistant Strength & Conditioning Coach:** Connor Gorny (Ball State, 2016), First Season; **Strength & Conditioning Graduate Assistant:** Dalton Elliott (Sioux Falls, 2018), First Season; **Strength & Conditioning Graduate Assistant:** Junior Salt (Utah, 2015), First Season; **Director of Player Personnel:** Keegan Andersen (Utah State, 2013), First Season; **Assistant Director of Player Personnel:** Trevor McFalls (Southern Utah, 2015), First Season; **Assistant Director of Recruiting:** Trevor Mann (Utah State, 2016), First Season; **Offensive Graduate Assistant:** Jamison Jones (Utah State, 2018), First Season; **Offensive Graduate Assistant:** Austin Stephens (Utah State, 2015), First Season; **Defensive Graduate Assistant:** Al Lapuaho (Utah State, 2012), Second Season; **Defensive Graduate Assistant:** Hayden Mace (Linfield, 2012), First Season; **Special Teams Administrative Assistant:** Eric Raisbeck (Wisconsin-La Crosse, 2008), First Season; **Associate Athletics Director for Sports Medicine:** Mike Williams (Utah State, 1996), 21st Season; **Assistant Athletics Director for Equipment Operations:** Mike Bair (Utah State, 1995), 23rd Season; **Assistant Athletics Director for Video Operations:** Bill Garren (Idaho State, 2002), 14th Season.



Gary Andersen

Head Coach/DT

(Field)



Frank Maile

Assistant Head Coach/TE

(Field)



Mike Sanford

Offensive Coordinator/
QB

(Press Box)



Justin Ena

Defensive Coordinator/
ILB

(Press Box)



Stacy Collins

Special Teams Coordinator/
RB

(Field)



Jason Phillips

Passing Game Coordinator/
WR

(Field)



TJ Woods

Offensive Line

(Field)



Bojay Filimoeatu

Defensive Ends

(Field)



Mike Caputo

Safeties

(Field)



Mark Orphey

Cornerbacks

(Field)





2019 UTAH STATE DEPTH CHART

/// OFFENSE ///

X-WR	11 Savon Scarver (5-11, 180, Jr., 2L)
	12 Ajani Carter (6-0, 185, Fr., HS)
	81 Tim Patrick Jr. (6-0, 190, Fr., RS)
H-WR	16 Jordan Nathan (5-8, 180, Jr., 2L)
	13 Deven Thompson (5-7, 160, So., 1L)
	17 Taylor Compton (5-8, 175, Jr., 1L)
LT	72 Alfred Edwards (6-7, 310, So., 1L)
	78 Jacob South (6-5, 295, Fr., RS)
LG	75 Ty Shaw (6-4, 300, Jr., 1L)
	64 Heneli Avendano (6-3, 290, Fr., RS)
C	58 Demytrick Ali'ifua (6-3, 305, Jr., 2L)
	74 Chandler Dolphin (6-3, 295, So., SQ)
RG	65 Karter Shaw (6-4, 305, Fr., RS)
	66 Mohelika Uasike (6-1, 305, R-Jr., 2L)
RT	73 Kyler Hack (6-4, 300, So., RS)
	78 Jacob South (6-5, 295, Fr., RS)
Y-TE	87 Caleb Repp (6-5, 225, Sr., TR)
-or-	88 Carson Terrell (6-5, 245, Jr., 2L)
	89 Travis Boman (6-4, 245, Jr., 1L)
Z-WR	80 Siaosi Mariner (6-2, 195, Sr., TR)
	83 Derek Wright (6-1, 185, Jr., JC)
	19 Sean Carter (6-2, 195, Jr., JC)
RB	1 Gerold Bright (5-10, 190, Sr., 3L)
	20 Jaylen Warren (5-8, 215, Jr., JC)
	34 Riley Burt (6-1, 215, Sr., TR)
QB	10 Jordan Love (6-4, 225, Jr., 2L)
	3 Henry Colombi (6-2, 205, So., 1L)
	5 Cooper Legas (6-2, 205, Fr., HS)

/// DEFENSE ///

DE	51 Justus Te'i (6-3, 240, R-Jr., 2L)
	93 Jacoby Wildman (6-2, 250, Sr., 3L)
-or-	97 Jake Pitcher (6-3, 260, Jr., SQ)
DT	91 Devon Anderson (6-1, 295, Sr., 2L)
	94 Caden Andersen (6-3, 285, Jr., 1L)
	92 Hale Motu'apuaka (6-2, 285, Fr., RS)
DT	96 Christopher Unga (6-0, 295, Sr., 3L)
	90 Ritisoni Fata (6-1, 295, Jr., 2L)
DE	10 Tipa Galeai (6-5, 235, Sr., 1L)
	24 Dalton Baker (6-5, 245, Sr., 3L)
-or-	42 Nick Heninger (6-2, 245, Jr., TR)
ILB	41 Elijah Shelton (6-1, 230, Fr., RS)
	98 AJ Vongphachanh (6-3, 230, Fr., HS)
ILB	33 Kevin Meitzenheimer (6-0, 230, Jr., 2L)
	38 Eric Munoz (6-0, 230, Jr., RS)
NKL	21 Andre Grayson (5-8, 175, So., 1L)
	25 Jarrod Green (5-11, 180, So., 1L)
CB	7 DJ Williams (5-9, 180, Sr., 1L)
	23 Dominic Tatum (6-2, 180, Fr., HS)
S	4 Shaq Bond (5-10, 195, Jr., 1L)
	8 Braxton Gunther (5-10, 185, Jr., 1L)
S	3 Troy Lefeged Jr. (5-11, 190, Jr., JC)
	5 Cash Gilliam (5-11, 200, Jr., JC)
CB	6 Cameron Haney (5-10, 185, Sr., 3L)
	18 Cam Lampkin (5-9, 170, Fr., HS)

/// SPECIALISTS ///

P	98 Christopher Bartolic (6-0, 195, Jr., JC)
-or-	49 Pierce Callister (6-0, 170, Fr., HS)
PK/K	62 Dominik Eberle (6-2, 190, Sr., 2L)
	59 Connor Coles (6-0, 190, R-So., SQ)
LS	57 Brandon Pada (5-10, 210, Jr., 1L)
	50 Jesse Vasquez (5-11, 225, Fr., HS)
HLD	89 Aaron Dalton (6-4, 215, R-Sr., 3L)
	26 Chase Nelson (5-10, 200, Jr., 1L)
PR	16 Jordan Nathan (5-8, 180, Jr., 2L)
	13 Deven Thompson (5-7, 160, So., 1L)
KOR	11 Savon Scarver (5-11, 180, Jr., 2L)
	1 Gerold Bright (5-10, 190, Sr., 3L)
	13 Deven Thompson (5-7, 160, So., 1L)
	21 Andre Grayson (5-8, 175, So., 1L)

BOLD = Returning Starter

/// CAREER GAMES PLAYED / STARTED ///

89 Aaron Dalton, R-Sr., P	46/0	94 Caden Andersen, Jr., DT	20/0	20 Jaylen Warren, Jr., RB	7/0
6 Cameron Haney, Sr., CB	43/16	72 Alfred Edwards, So., OL	19/18	77 Andy Koch, R-Fr., OL	6/3
93 Jacoby Wildman, Jr., DE	43/7	25 Jarrod Green, So., CB	19/0	41 Elijah Shelton, R-Fr., DE	6/1
1 Gerold Bright, Sr., RB	42/11	8 Braxton Gunther, Jr., S	19/0	38 Eric Munoz, R-Jr., LB	6/0
24 Dalton Baker, Sr., DE	42/7	75 Ty Shaw, Jr., OL	18/6	83 Derek Wright, Jr., WR	6/0
62 Dominik Eberle, Sr., PK	38/0	39 Maika Magalei, R-So., LB	18/4	22 Michael Anyanwu, R-Fr., CB	5/0
96 Christopher Unga, Sr., DT	36/24	89 Travis Boman, Jr., TE	17/0	19 Sean Carter, Jr., WR	5/0
51 Justus Te'i, R-Jr., DE	36/17	4 Shaq Bond, Jr., S	16/16	74 Chandler Dolphin, So., OL	5/0
58 Demytrick Ali'ifua, Jr., OL	34/12	44 Fua Leilua, Sr., DT	14/14	79 Wade Meacham, R-Fr., OL	5/0
11 Savon Scarver, Jr., WR	34/4	14 Zahodri Jackson, So., CB	14/2	27 Enoch Nawahine, Fr., RB	5/0
10 Jordan Love, Jr., QB	33/27	65 Karter Shaw, R-Fr., OL	12/8	81 Tim Patrick Jr., R-Fr., WR	5/0
16 Jordan Nathan, Jr., WR	33/25	64 Heneli Avendano, R-Fr., OL	11/2	5 Cash Gilliam, Jr., S	4/2
91 Devon Anderson, Sr., DT	33/20	73 Kyler Hack, R-So., OL	10/5	2 Terin Adams, Jr., CB	4/0
88 Carson Terrell, Jr., TE	33/10	3 Henry Colombi, So., QB	10/0	45 Jaylin Bannerman, Jr., DE	4/0
9 David Woodward, Jr., LB	29/20	53 Braden Harris, Sr., DE	10/0	98 Christopher Bartolic, R-Fr., P	4/0
33 Kevin Meitzenheimer, Jr., LB	27/8	92 Hale Motu'apuaka, R-Fr., DT	9/0	60 Wyatt Bowles, R-Fr., OL	4/0
47 Logan Lee, Jr., TE	27/3	97 Jake Pitcher, Jr., DE	9/0	49 Pierce Callister, Fr., P	4/0
66 Mohelika Uasike, R-Jr., OL	25/3	3 Troy Lefeged Jr., S	8/8	59 Connor Coles, R-So., PK	4/0
90 Ritisoni Fata, Jr., DT	23/2	80 Siaosi Mariner, Sr., WR	8/8	55 Christian LaValle, Fr., DT	4/0
17 Taylor Compton, Jr., WR	22/0	87 Caleb Repp, Sr., TE	8/3	6 Andrew Peasley, R-Fr., QB	4/0
7 DJ Williams, Sr., CB	21/21	18 Cam Lampkin, Fr., CB	8/2	98 AJ Vongphachanh, Fr., DE	4/0
10 Tipa Galeai, Sr., DE	21/20	78 Jacob South, R-Fr., OL	8/1	23 Dominic Tatum, Fr., CB	3/0
13 Deven Thompson, So., WR	21/4	34 Riley Burt, Sr., DE	8/0	34 Daniel Langi, So., LB	1/0
26 Chase Nelson, Jr., RB	21/0	42 Nick Heninger, Jr., DE	8/0	85 Mosese Manu, Jr., TE	1/0
57 Brandon Pada, Jr., LS	21/0	37 Sam Lockett, R-Fr., S	8/0	76 Jackson Owens, Fr., OL	1/0
21 Andre Grayson, So., CB	20/4	12 Ajani Carter, Fr., WR	7/0		

/// 2019 PRONUNCIATION GUIDE ///

58 Demytrick Ali'ifua	Ah-lee-ee-foo-uh	28 Oakley Hussey	Huss-ee	33 Kevin Meitzenheimer	Met-zen-hi-mur
91 Devon Anderson	Duh-von	14 Zahodri Jackson	Zuh-haad-ree	92 Hale Motu'apuaka	Huh-lay Mow-too-uh-poo-uh-kuh
22 Michael Anyanwu	Aun-yawn-wu	34 Daniel Langi	Lung-ee	27 Enoch Nawahine	E-nick Nah-wah-hee-nay
64 Heneli Avendano	Hen-eh-lee Ah-ven-da-no	67 Sione Lasike	See-own-nay Luh-see-kay	47 Kaleo Neves	Kuh-lay-o Nev-s
12 Ajani Carter	Ah-jah-knee	55 Christian LaValle	Luh-Val	11 Savon Scarver	Say-von
3 Henry Colombi	Cuh-lum-bee	3 Troy Lefeged Jr.	Lef-ridge	51 Justus Te'i	Tay-ee
80 Kanen Eaton	Can-un	5 Cooper Legas	Lay-gah	88 Carson Terrell	Tear-ul
62 Dominik Eberle	Eb-err-lee	44 Fua Leilua	Foo-uh Lay-loo-uh	66 Mohelika Uasike	Mo-heh-lee-ka Wa-s-kay
95 Diamond Faamafoe	Fie-muh-foe	39 Maika Magalei	Mika Mung-uh-lay	96 Christopher Unga	Oo-nga
90 Ritisoni Fata	Ree-tee-sony Fah-tuh	29 Pailate Makakona	Pie-la-teh Ma-ka-kona	84 Kyle Van Leeuwen	Van Lou-en
32 Sione Fehoko	See-oh-nay Fay-ho-ko	85 Mosese Manu	Mow-seh-seh Mah-new	50 Jesse Vasquez	Vas-kez
10 Tipa Galeai	Tee-puh Nah-lay-eye	80 Siaosi Mariner	See-oh-say	98 AJ Vongphachanh	Vong-puh-chawn
5 Cash Gilliam	Gill-ee-um	79 Wade Meacham	Me-chum		





/// SQUAD BREAKDOWN (109) ///

Freshmen	48
Sophomores	15
Juniors	31
Seniors	11
Graduates	4

/// LETTERMEN RETURNING (31) ///

OFFENSE (13)

Demytrick Ali'ifua (Jr., 6-3, 305, 2L)	OL
Travis Boman (Jr., 6-4, 245, 1L)	TE
Gerold Bright (Sr., 5-10, 190, 3L)	RB
Henry Colombi (So., 6-2, 205, 1L)	QB
Taylor Compton (Jr., 5-8, 175, 1L)	WR
Alfred Edwards (So., 6-7, 310, 1L)	OL
Logan Lee (Jr., 6-4, 245, 2L)	TE
Jordan Love (Jr., 6-4, 225, 2L)	QB
Jordan Nathan (Jr., 5-8, 180, 2L)	WR
Chase Nelson (Jr., 5-10, 200, 1L)	RB
Savon Scarver (Jr., 5-11, 180, 2L)	WR
Carson Terrell (Jr., 6-5, 245, 2L)	TE
Deven Thompkins (So., 5-7, 160, 1L)	WR

DEFENSE (16)

Caden Andersen (Jr., 6-2, 280, 1L)	DT
Devon Anderson (Sr., 6-1, 295, 2L)	DT
Dalton Baker (Sr., 6-5, 245, 3L)	DE
Shaq Bond (Jr., 5-10, 195, 1L)	S
Ritisoni Fata (Jr., 6-1, 295, 2L)	DT
Tipa Galeai (Sr., 6-5, 235, 1L)	DE
Andre Grayson (So., 5-8, 175, 1L)	CB
Jarrold Green (So., 5-11, 180, 1L)	CB
Cameron Haney (Sr., 5-10, 185, 3L)	CB
Zahodri Jackson (So., 5-10, 185, 1L)	CB
Fua Leilua (Sr., 6-3, 295, 1L)	DT
Kevin Meitzenheimer (Jr., 6-0, 230, 2L)	LB
Christopher 'Unga (Sr., 6-0, 295, 3L)	DT
Jacoby Wildman (Gr., 6-2, 250, 3L)	DE
DJ Williams (Sr., 5-9, 180, 1L)	CB
David Woodward (Jr., 6-2, 235, 2L)	LB

SPECIALISTS (2)

Dominik Eberle (Sr., 6-2, 190, 2L)	PK
Brandon Pada (Jr., 5-10, 210, 1L)	LS

/// STARTERS RETURNING (9) ///

OFFENSE (2)

Alfred Edwards (So., 6-7, 310, 1L)	OL
Jordan Love (Jr., 6-4, 225, 2L)	QB

DEFENSE (7)

Devon Anderson (Sr., 6-1, 295, 2L)	DT
Shaq Bond (Jr., 5-10, 195, 1L)	S
Tipa Galeai (Sr., 6-5, 235, 1L)	DE
Fua Leilua (Sr., 6-3, 295, 1L)	DT
Christopher 'Unga (Sr., 6-0, 295, 3L)	DT
DJ Williams (Sr., 5-9, 180, 1L)	CB
David Woodward (Jr., 6-2, 235, 2L)	LB

/// SQUADMEN RETURNING (7) ///

OFFENSE (3)

Chandler Dolphin (So., 6-3, 295, SQ)	OL
Sione Fehoko (So., 5-7, 195, SQ)	RB
Ty Shaw (Jr., 6-4, 300, 1L)	OL

DEFENSE (4)

Braxton Gunther (Jr., 5-10, 185, 1L)	S
Braden Harris (Sr., 6-2, 230, SQ)	DE
Daniel Langi (So., 6-0, 230, SQ)	DE
Jake Pitcher (Jr., 6-3, 245, SQ)	DE

/// REDSHIRTS RETURNING (21) ///

OFFENSE (11)

Heneli Avendano (Fr., 6-3, 290, HS)	OL
Wyatt Bowles (Fr., 6-4, 300, HS)	OL
Kyler Hack (So., 6-4, 300, JC)	OL
Andy Koch (Fr., 6-6, 290, HS)	OL
Wade Meacham (Fr., 6-6, 305, HS)	OL
Bryce Mortenson (Fr., 6-6, 240, HS)	TE
Tim Patrick Jr. (Fr., 6-0, 185, HS)	WR
Andrew Peasley (Fr., 6-2, 200, HS)	QB
Karter Shaw (Fr., 6-4, 305, HS)	OL
Jacob South (Fr., 6-5, 295, HS)	OL
Mohelika Uasike (Jr., 6-1, 305, 2L)	OL

DEFENSE (8)

Michael Anyanwu (Fr., 5-9, 180, HS)	CB
Sam Lockett (Fr., 6-0, 190, HS)	S
Maika Magalei (So., 6-1, 235, 1L)	LB
Dustin Mathews (Fr., 6-1, 225, HS)	LB
Hale Motu'apuaka (6-2, 285, HS)	DT
Eric Munoz (Jr., 6-0, 230, JC)	LB
Elijah Shelton (Fr., 6-1, 230, HS)	DE
Justus Te'i (Jr., 6-3, 240, 2L)	DE

SPECIALISTS (2)

Connor Coles (So., 6-0, 190, SQ)	PK
Aaron Dalton (Sr., 6-4, 215, 3L)	P

/// NEWCOMERS (50) ///

OFFENSE (21)

Ashton Adams (Fr., 6-3, 305, HS)	OL
Riley Burt (Gr., 6-1, 215, TR)	RB
Josh Calvin (Fr., 6-2, 185, HS)	QB
Ajani Carter (Fr., 6-0, 185, HS)	WR
Sean Carter (Jr., 6-2, 195, JC)	WR
Aric Davison (Fr., 6-3, 290, HS)	OL
Jack Drews (Fr., 6-3, 240, HS)	TE
Kanen Eaton (Fr., 6-2, 170, HS)	WR
Hunter Hill (Fr., 6-5, 285, HS)	OL
Sione Lasike (Fr., 6-1, 295, HS)	OL
Cooper Legas (Fr., 6-1, 205, HS)	QB
Moses Manu (Jr., 6-3, 250, JC)	TE
Siaosi Mariner (Gr., 6-2, 195, TR)	WR
Sawyer Merrill (Fr., 6-0, 175, HS)	WR
Enoch Nawahine (Fr., 6-1, 195, HS)	RB
Jackson Owens (Fr., 6-5, 300, HS)	OL
Caleb Repp (Gr., 6-5, 225, TR)	TE
Kyle Van Leeuwen (Fr., 5-8, 180, HS)	WR
Jaylen Warren (Jr., 5-8, 215, JC)	RB
Logan Wood (Fr., 6-1, 290, HS)	OL
Derek Wright (Jr., 6-1, 185, JC)	WR

DEFENSE (26)

Terin Adams (Jr., 5-11, 180, TR)	CB
Jaylin Bannerman (Jr., 6-5, 245, JC)	DE
Aaron Bredsguard (Fr., 6-3, 225, HS)	DE
Josh Bowcut (Fr., 6-4, 280, HS)	DT
Keegan Duncan (Fr., 6-3, 220, HS)	LB
Diamond Faamafoe (Fr., 6-1, 295, HS)	DT
Cash Gilliam (Jr., 5-11, 200, JC)	S
Keith Harris (Fr., 5-10, 170, HS)	CB
Nick Heninger (Jr., 6-2, 245, TR)	DE
Oakley Hussey (Fr., 6-1, 200, HS)	S
Cam Lampkin (Fr., 5-9, 170, HS)	CB
Connor Larsen (Fr., 6-5, 240, HS)	DE
Christian LaValle (Fr., 5-11, 240, HS)	DT
Troy Lefeged Jr. (Jr., 5-11, 190, JC)	S
Patrick Maddox (So., 5-10, 205, TR)	S
Kaleo Neves (Fr., 6-0, 195, HS)	DE
Jared Reed (So., 6-0, 180, TR)	CB
Dean Rice (Fr., 6-2, 310, HS)	DT
Matthew Sterzer (R-Fr., 6-2, 225, HS)	S
Dominic Tatum (Fr., 6-2, 180, HS)	CB
Simon Thompson (Fr., 6-1, 205, HS)	LB

/// NEWCOMERS (cont.) ///

DEFENSE (cont.)

Addison Trupp (Fr., 6-2, 230, HS)	DE
AJ Vongphachanh (Fr., 6-3, 230, HS)	DE
Ethan Vowles (Fr., 6-2, 190, RS)	LB
Jaymason Willingham (Fr., 6-2, 220, HS)	LB
Noah Young (So., 6-0, 220, JC)	LB

SPECIALISTS (3)

Christopher Bartolic (Jr., 6-0, 195, JC)	P
Pierce Callister (Fr., 6-0, 170, HS)	P
Jesse Vasquez (Fr., 5-11, 225, HS)	LS

/// LETTERMEN LOST (31) ///

OFFENSE (17)

Eltoro Allen (Sr., 5-9, 185, 2L)	RB
Roman Andrus (Sr., 6-4, 310, 2L)	OL
Rob Castaneda (Sr., 6-4, 305, 2L)	OL
Quin Ficklin (Sr., 6-2, 300, 2L)	OL
Jalen Greene (Gr., 6-2, 205, 1L)	WR
Devin Heckstall (Sr., 6-5, 205, 1L)	WR
Justen Hervey (Sr., 5-10, 210, 4L)	RB
Moroni Iniguez (Jr., 6-2, 320, 2L)	OL
D.J. Nelson (Sr., 5-9, 200, 4L)	WR
Dax Raymond (Jr., 6-5, 250, 3L)	TE
Ron'quavion Tarver (Sr., 6-3, 215, 3L)	WR
Sean Taylor (Sr., 6-5, 300, 2L)	OL
Jake Templeton (Sr., 6-2, 305, 1L)	OL
Darwin Thompson (Jr., 5-8, 200, 1L)	RB
KJ Uluave (Sr., 6-4, 300, 2L)	OL
Aaren Vaughns (Sr., 5-7, 185, 2L)	WR
Morian Walker Jr. (Jr., 6-1, 215, 1L)	RB

DEFENSE (12)

Adewale Adeoye (Sr., 6-3, 275, 2L)	DE
Chase Christiansen (Sr., 6-1, 230, 3L)	LB
Gaje Ferguson (Sr., 6-0, 210, 3L)	S
Deante Fortenberry (Sr., 5-9, 190, 2L)	CB
Baron Gajkowski (Jr., 6-1, 220, 2L)	LB
Ja'Marcus Ingram (Jr., 6-1, 185, 2L)	CB
Ofa Latu (Sr., 6-0, 225, 2L)	LB
Chance Parker (Jr., 6-1, 205, 2L)	S
Jontrell Rocquemore (Sr., 6-1, 210, 4L)	S
Gasetoto Schuster (Sr., 6-0, 295, 4L)	NG
Suli Tamaivena (Sr., 6-0, 230, 2L)	LB
Aaron Wade (Sr., 6-1, 210, 4L)	S

SPECIALISTS (2)

Taylor Hintze (Jr., 6-1, 200, 1L)	PK
Zach Lee (Sr., 5-11, 195, 1L)	P

/// STARTERS LOST (13) ///

OFFENSE (9)

Roman Andrus (Sr., 6-4, 310, 2L)	OL
Rob Castaneda (Sr., 6-4, 305, 2L)	OL
Quin Ficklin (Sr., 6-2, 300, 2L)	OL
Jalen Greene (Gr., 6-2, 205, 1L)	WR
Dax Raymond (Jr., 6-5, 250, 3L)	TE
Ron'quavion Tarver (Sr., 6-3, 215, 3L)	WR
Sean Taylor (Sr., 6-5, 300, 2L)	OL
Darwin Thompson (Jr., 5-8, 200, 1L)	RB
Aaren Vaughns (Sr., 5-7, 185, 2L)	WR

DEFENSE (4)

Chase Christiansen (Sr., 6-1, 230, 3L)	LB
Gaje Ferguson (Sr., 6-0, 210, 3L)	S
Deante Fortenberry (Sr., 5-9, 190, 2L)	CB
Jontrell Rocquemore (Sr., 6-1, 210, 4L)	S





/// COACHING STAFF ///

• Head Coach/DT	Gary Andersen
Alma Mater	Utah, 1986
Career Record	56-56 (10th Season)
School Record	30-28 (Fifth Season)
Mountain West Record	3-1 (First Season)
Bowl Record	1-2
• Assistant Head Coach/TE	Frank Maile
• Offensive Coordinator/QB	Mike Sanford
• Defensive Coordinator/ILB	Justin Ena
• Special Teams Coordinator/RB	Stacy Collins
• Passing Game Coordinator/WR	Jason Phillips
• Offensive Line	TJ Woods
• Defensive Ends	Bojay Filimoeatu
• Safeties	Mike Caputo
• Cornerbacks	Mark Orphey
• Offensive Analyst	Mike Favero
• Assistant AD/Football Operations	Zach Nyborg
• Strength and Conditioning Coach	Jordan Hicks
• Assistant Strength Coach	Joe Powell
• Assistant Strength Coach	Connor Gorny
• Strength & Conditioning GA	Dalton Elliott
• Strength & Conditioning GA	Junior Salt
• Director of Player Personnel	Keegan Andersen
• Assistant Director of Player Personnel	Trever McFalls
• Assistant Director of Recruiting	Trevor Mann
• Offensive Graduate Assistant	Jamison Jones
• Offensive Graduate Assistant	Austin Stephens
• Defensive Graduate Assistant	Al Lapuaho
• Defensive Graduate Assistant	Hayden Mace
• Special Teams Admin. Assistant	Eric Raisbeck
• Associate AD/Athletic Trainer	Mike Williams
• Assistant AD/Equipment Coordinator	Mike Bair
• Assistant AD/Video Coordinator	Bill Garren
• Administrative Assistant	Brandy Saunders

/// TEAM INFORMATION ///

• 2019 Record	4-4
• MW Record (Finish)	3-1
• Ranking (Coaches/AP)	NA/NA
• Lettermen Returning	31 (O-13, D-16, S-2)
• Lettermen Lost	31 (O-17, D-12, S-2)
• Starters Returning	9 (O-2, D-7)
• Starters Lost	13 (O-9, D-4)
Offensive Starters Returning:	2
OL Alfred Edwards; QB Jordan Love.	
Defensive Starters Returning:	7
DT Devon Anderson; S Shaq Bond; DE Tipa Galeai;	
DT Fua Leilua; DT Christopher 'Unga, CB DJ Wil-	
liams, LB David Woodward.	

/// TEAM HISTORY ///

• First Year of Football:	1892
• Record (Years):	555-546-31 (120)
• Mountain West Record (Years):	33-19 (7)
• Conference Championships (Last):	12 (2012)
• All-Time Bowl Record:	5-8

/// STADIUM INFORMATION ///

• Name:	Merlin Olsen Field at Maverik Stadium
• Capacity:	25,100
• Surface:	AstroTurf
• Record:	150-106
• Year Built:	1968

UTAH STATE MEDIA RELATIONS CONTACTS

• Associate Athletics Director for Media Relations **Doug Hoffman** (435-797-3714 office, 435-881-8011 cell, doug.hoffman@usu.edu) handles all media requests for the Utah State football program, along with Assistant Media Relations Coordinator **Wade Denniston** (435-797-1361 office, 435-787-8587 cell, wade.denniston@usu.edu).

WEEKLY PRESS CONFERENCE

• Utah State head coach **Gary Andersen** will hold his weekly press conference every Monday during the season at 11:30 a.m. MT. Selected players will also be available. Live streaming of the press conference will be made available at UtahStateAggies.com.

PRACTICE SCHEDULE / INTERVIEW REQUESTS

• Practices are closed to the media. Requested coaches and players will be available for post-practice interviews on Tuesdays and Wednesdays for Saturday games. There is no media availability following Monday, Thursday and Friday practices. All player and assistant coaching staff interview requests should be directed to **Doug Hoffman**. Personal phone numbers will not be made available to media. Players have been instructed not to conduct interviews when contacted without prior approval from the media relations staff.

POST-GAME INTERVIEW POLICY

• The Utah State locker room is closed at all times. Requested players will be available in the Spelman Auditorium on the second floor of the Jim & Carol Laub Athletics-Academics Complex immediately following head coach **Gary Andersen's** post-game press conference. Live streaming of each post-game press conference will be made available at UtahStateAggies.com. Post-game interviews on the road will be held in accordance with the host school's procedures.

CREDENTIALS AND PARKING

• Requests for working credentials for the 2019 Utah State football season must be sent to **Doug Hoffman**. Media parking is located in the C lot on the north side of Maverik Stadium.

PRESS BOX AND GAMEDAY SERVICES

• Access to the press level (fifth floor) of the West Stadium Center is located on the northwest side of Maverik Stadium. A pregame meal will be served approximately one hour prior to kickoff. Packets with pregame information will be distributed in advance of kickoff on game day. Play-by-play, quarter, halftime and final statistics, along with coach and player quotes, are all regular services on game day. Stat monitors with live, updated statistics are provided for radio and television, while print media can access the same information with their computers utilizing StatBroadcast.

PHOTOGRAPHERS' ACCESS

• Photographers have access to both the press level (fifth floor) of the West Stadium Center and the Spelman Auditorium on the second floor of the Jim & Carol Laub Athletics-Academics Complex. The Spelman Auditorium is not available until one hour prior to kickoff each game day.

UTAHSTATEAGGIES.COM

• For updated statistics, rosters, game notes and all Aggie news on the Internet, go to the official Utah State Athletics website at UtahStateAggies.com. For those out of range of the Aggie Sports Network's radio broadcast, live audio of every game is available through Utah-StateAggies.com's All-Access.

TWITTER

• Follow all of the Aggie coaches and the program on Twitter: **Frank Maile** @coachfrankmaile; **Mike Sanford** @MikeSanfordUSU; **Justin Ena** @Justin_Ena; **TJ Woods** @coachjtwoods; **Stacy Collins** @CoachCollinsUSU; **Jason Phillips** @CoachPhillips_; **Bojay Filimoeatu** @CoachBojay; **Mike Caputo** @MikeCaputo_7; **Mark Orphey** @Mark_Orphey; and **Utah State Football** @USUFootball.

/// MEDIA SCHEDULE - FRESNO STATE WEEK ///

MONDAY	TUESDAY	WEDNESDAY	THURSDAY	FRIDAY	SATURDAY
Press Conference 11:30 - Head Coach 11:45 - Players	Practice Requested players and assistant coaches available after practice.	Practice Requested players and assistant coaches available after practice.	Practice No Availability	Travel Day No Availability	vs. Fresno State Kickoff - 5 pm MT CBS Sports Network
Practice No Availability			Gary Andersen Radio Show 6 p.m.		Post Game Coach Andersen and requested players available in the designated media area.



UTAH STATE CONTINUES MOUNTAIN WEST PLAY AT FRESNO STATE SATURDAY

• Utah State (4-4, 3-1 MW) continues Mountain West play this weekend with a road game at Fresno State (4-4, 2-2 MW) on Saturday, Nov. 9, at 5 p.m. (MT). The game will be televised nationally on CBS Sports Network (Xfinity Ch. 269/753HD), DISH Ch. 158, DirecTV Ch. 221) with Carter Blackburn (play-by-play), Aaron Taylor (analyst) and Jenny Dell (reporter) on the call. Live audio of the game is available on www.UtahStateAggies.com.

• Utah State is 25-12 in its last 37 games played during the month of November and is 8-8-1 all-time in known games played on Nov. 9.

UTAH STATE vs. THE WEST DIVISION OF THE MOUNTAIN WEST

• Utah State is 17-4 (.810) all-time against teams from the West Division of the Mountain West, which is the best record in the conference. Overall, USU has a 4-0 record against Hawai'i, UNLV and San José State, a 2-1 record against Fresno State and Nevada, and a 1-2 mark against San Diego State dating back to 2013 when the MW split into two divisions. Other teams with winning records against the West Division include Boise State (19-5), Colorado State (16-6), San Diego State (23-9), Fresno State (19-11), Nevada (18-14) and Air Force (13-9).

A LOOK AT UTAH STATE

• Utah State is 4-4 on the season and 3-1 in Mountain West play following its 42-14 non-conference home loss to BYU last weekend. Offensively, USU is led by junior QB **Jordan Love**, who is 176-of-295 (.597) passing for 2,014 yards (251.8 ypg) with nine touchdowns and 12 interceptions. Senior RB **Gerold Bright** leads the team in rushing with 535 yards on 101 carries (5.3 ypc/66.9 ypg) with five touchdowns, and senior graduate transfer WR **Siaosi Mariner** has a team-best 34 receptions for 527 yards (15.5 ypr/65.9 ypg) and four touchdowns. Defensively, junior LB **David Woodward** leads the team with 93 tackles, which includes 5.0 tackles for loss, while junior S **Troy Lefeged Jr.** has 56 tackles, which includes 3.5 tackles for loss. As a team, USU is averaging 27.1 points and 419.8 yards of total offense (265.9 passing, 153.9 rushing), and allowing 26.4 points and 443.5 yards (257.8 passing, 185.8 rushing).

UTAH STATE MILESTONES THAT EQUAL SUCCESS

• Utah State has won 33 of its last 39 games when it has a 100-yard rusher, including a 3-1 record this year, and 36 of its last 39 contests when rushing at least 40 times in a game, including a 3-0 record this year. USU has also won 52 of its last 56 games when scoring at least 30 points, including a 3-1 record this season.

• Utah State has had a 100-yard rusher in 12 of its last 20 games and in 17 of its last 27 contests overall. Between the 2014 and 2016 seasons, USU had a total of nine 100-yard rushers over a 39-game span.

INSIDE THE NUMBERS WITH UTAH STATE'S OFFENSE

• Dating back to the beginning of the 2018 season, Utah State has recorded at least 600 yards of total offense five times, at least 500 yards of total offense nine times, and at least 400 passing yards three times. During its last 19 games, USU has scored at least 30 points 14 times, at least 40 points 10 times, at least 50 points eight times and 60-or-more points five times.

UTAH STATE IN THE MOUNTAIN WEST

• Utah State is 160-181-8 (.470) all-time against current members of the Mountain West with a 39-26-4 record vs. Wyoming, a 35-39-2 record vs. Colorado State, a 17-7 record vs. UNLV, an 18-20-1 record vs. San José State, a 12-17-1 record vs. Fresno State, a 12-13 record vs. New Mexico, a 10-6 record vs. Hawai'i, a 7-18 record vs. Nevada, a 5-18 record vs. Boise State, a 3-5 record vs. Air Force, and a 2-12 record vs. San Diego State.

AGGIES IN OVERTIME

• Utah State is 6-6 all-time in overtime, winning three of its last five. All-time, USU is 4-3 in single-overtime games, 2-2 in double-overtime games, and 0-1 in triple-overtime games. USU's last overtime game was a 26-20 loss against New Mexico State in the NOVA Home Loans Arizona Bowl on Dec. 29, 2017.

ANDERSEN SIXTH ALL-TIME IN SCHOOL HISTORY WITH 30 WINS

• Utah State head coach **Gary Andersen** ranks sixth all-time in school history with his 30 wins, while his .517 winning percentage (30-28) ranks as the eighth-best. Andersen is also one of just four head coaches in school history to lead the Aggies to multiple bowl games.

UTAH STATE HAS SIX BOWL TEAMS ON ITS 2019 SCHEDULE

• Utah State's 2019 schedule features six teams that played in bowl games a year ago as Wake Forest played in the Birmingham Bowl (W, 37-34 vs. Memphis); San Diego State played in the DXL Frisco Bowl (L, 27-0 vs. Ohio); LSU played in the Fiesta Bowl (W, 40-32 vs. UCF); Nevada played in the NOVA Home Loans Arizona Bowl (W, 16-13 OT vs. Arkansas State); BYU played in the Famous Idaho Potato Bowl (W, 49-18 vs. Western Michigan); and Boise State played in the First Responders Bowl (Canceled vs. Boston College). Furthermore, Stony Brook played in the NCAA Division I Football Championship (L, 28-14 vs. Southeast Missouri).

/// MOUNTAIN WEST STANDINGS ///

MOUNTAIN	MW	Overall
#21 Boise State	4-0	7-1
Air Force	4-1	7-2
Wyoming	3-1	6-2
Utah State	3-1	4-4
Colorado State	3-2	4-5
New Mexico	0-5	2-7

WEST	MW	Overall
#25 San Diego State	4-1	7-1
Fresno State	2-2	4-4
Nevada	2-3	5-4
Hawai'i	2-3	5-4
San José State	1-4	4-5
UNLV	0-5	2-7

THIS WEEK'S GAMES (ALL TIMES MOUNTAIN)**Saturday, Nov. 9**

• Air Force at New Mexico (AT&T)	Noon
• Utah State at Fresno State (CBSSN)	5 pm
• Wyoming at Boise State (ESPN)	8:15 pm
• Nevada at San Diego State (ESPN2)	8:30 pm
• San José State at Hawai'i (Facebook)	9 pm

/// MOUNTAIN WEST PRESEASON POLLS ///

• Utah State was picked second in the Mountain Division of the 2019 Mountain West pre-season polls.

MOUNTAIN DIVISION

<u>Team (First-Place Votes)</u>	<u>Points</u>
1. Boise State (15)	120
2. UTAH STATE (6)	108
3. Air Force	73
4. Wyoming	66
5. Colorado State	52
6. New Mexico	22

WEST DIVISION

<u>Team (First-Place Votes)</u>	<u>Points</u>
1. Fresno State (17)	122
2. San Diego State (3)	106
3. Nevada	74
4. Hawai'i (1)	67
5. UNLV	51
6. San José State	21

• Junior QB **Jordan Love** was named the Mountain West Preseason Offensive Player of the Year, while senior DE **Tipa Galeai**, senior CB **DJ Williams**, junior KR **Savon Scarver** and junior LB **David Woodward** all joined Love on the preseason all-MW team.

• Utah State's five players named to the 25-member Mountain West preseason team are tied with Boise State for the most in the league and the most in its seven years in the conference.





/// UTAH STATE at FRESNO STATE ///



/// SERIES HISTORY ///

Overall	USU trails, 12-17-1
In Logan	USU leads, 9-4-0
In Fresno	USU trails, 3-13-1
Neutral Site	NA
Longest USU Win Streak	5, 1955-81
Longest FS Win Streak	6, 2007-13
Largest USU Margin of Victory	(42) 56-14 -- 2015
Largest FS Margin of Victory	(49) 70-21 -- 2001

/// GAME-BY-GAME RESULTS ///

10-18-52	L	21-27	A	11-03-07	L	27-38	A
11-07-53	W	46-6	H	10-28-08	L	28-30	H
10-09-54	L	13-23	A	10-31-09	L	27-31	A
10-29-55	W	39-14	H	09-18-10	L	24-41	H
09-23-78	W	45-22	H	10-15-11	L	21-31	A
11-24-79	W	41-31	A	12-07-13	L	17-24	A
10-25-80	W	14-0	A	10-10-15	W	56-14	A
10-31-81	W	20-0	H	10-22-16	W	38-20	H
10-02-82	L	6-31	A				
10-01-83	W	20-12	H				
10-20-84	L	18-43	A				
10-26-85	L	19-38	H				
11-22-86	L	7-14	A				
11-14-87	W	17-13	H				
10-15-88	L	10-51	A				
10-14-89	L	7-34	H				
10-13-90	T	24-24	A				
11-02-91	W	20-19	H				
09-25-93	L	14-30	A				
12-01-01	L	21-70	A				
10-15-05	L	21-53	A				
10-07-06	W	13-12	H				

/// TOP AGGIES vs. FRESNO STATE ///

Rushing	Rick Parros (1978)
.....	252 yards on 31 carries
Passing	Brett Stevens (1985)
.....	340 yards on 25-of-48 passing
Receiving	Kendal Smith (1985)
.....	142 yards on four catches
Tackles	Bobby Wagner, 17 (2010)

/// DID YOU KNOW? ///

• Utah State has 38 players in its program from the Beehive State, while Fresno State has 97 players on its roster from the Golden State.

• Utah State forced four turnovers and recovered an on-side kick in an attempt to win the inaugural Mountain West Football Championship game, but fell at 24th-ranked Fresno State, 24-17, on Saturday, Dec. 7, 2013, snapping its five-game winning streak.

SCOUTING FRESNO STATE

• Fresno State is 4-4 on the season and 2-2 in Mountain West play following its 41-38 road win at Hawai'i last weekend. The Bulldogs are led by senior QB Jorge Reyna, who is 164-of-260 (.631) passing for 1,843 yards (230.4 ypg) with 11 touchdowns and six interceptions. Junior RB Ronnie Rivers leads the team in rushing with 553 yards on 109 carries (5.1 ypc/69.1 ypg) with eight touchdowns, and sophomore WR Zane Pope has caught 32 passes for 336 yards (10.5 ypr/42.0 ypg) with one touchdown. Defensively, junior LB Justin Rice has a team-best 78 tackles, which includes 4.5 tackles for loss, while senior LB Mykal Walker has 69 tackles, which includes 7.5 tackles for loss. As a team, Fresno State is averaging 34.3 points and 415.4 yards of total offense per game (234.9 passing, 180.5 rushing) and allowing 31.9 points and 409.6 yards of total offense (244.4 passing, 165.3 rushing). Fresno State returns nine starters (O-3, D-6) and 35 lettermen (O-16, D-16, S-3) from last year's team that finished the season ranked 18th in the final *Associated Press* poll as it went 12-2 and finished first in the West Division of the Mountain West with a 7-1 league mark. Fresno State then won the MW Championship game with a 19-16 overtime win at Boise State, and concluded its season with a 31-20 win against Arizona State in the Las Vegas Bowl. Jeff Tedford is 27-10 in his third season at Fresno State and 109-67 in 14 years as a collegiate head coach.

AGGIES AND BULLDOGS SERIES HISTORY

• Utah State is 12-17-1 all-time against Fresno State, which includes a 3-13-1 road record. USU has won two straight games in the series with a 38-20 home win in 2016 and a 56-14 road win in 2015, which is USU's largest margin of victory in series history. Prior to that, Fresno State won six straight games against USU. The first game played between the two teams was on Oct. 18, 1952, in Fresno, with the Bulldogs winning 27-21.

AGGIES vs. BULLDOGS SERIES 10TH-MOST PLAYED IN SCHOOL HISTORY

• Utah State and Fresno State will be meeting for the 31st time this weekend, which is the 10th-most played series in USU history.

UTAH STATE AND FRESNO STATE AS CONFERENCE FOES

• Utah State and Fresno State have spent 29 years as league foes, including seven seasons in the Mountain West as Fresno State joined the league in 2012 and Utah State joined in 2013. Both schools were also members of the Big West Conference from 1978 to 2003 and members of the Western Athletic Conference from 2005 to 2011.

CURRENT AGGIES VERSUS FRESNO STATE

• Utah State has five players on its current roster that played against Fresno State in its last meeting in 2016, including one player who started in senior CB **Cameron Haney**, who had a career-high eight tackles, to go along with two pass breakups. Redshirt senior P **Aaron Dalton** punted four times for an average of 32.8 yards with a long of 38 and two punts downed inside the 20-yard line. Senior DT **Christopher Unga** had two tackles. Senior DE **Jacoby Wildman** played, but did not record any stats. And, redshirt junior LB **Justus Te'i** played, but did not record any stats. **Dalton** also played against Fresno State in 2015, as he punted six times for an average of 42.0 yards with a long of 49 and two punts downed inside the 20-yard line.

UTAH STATE VERSUS THE STATE OF CALIFORNIA

• Utah State is 61-71-2 (.463) all-time against teams from California, including a 24-46-2 (.347) road record. Overall, USU is 21-7 versus Pacific, 18-20-1 against San José State, 12-17-1 versus Fresno State, 8-6 against Cal State Fullerton, 2-12 versus San Diego State, 1-0 against Cal State Northridge, 0-6 versus USC, and 0-1 against Stanford, St. Vincent's and UCLA.

CURRENT AGGIES FROM THE STATE OF CALIFORNIA

• Utah State has 27 players in its program from the state of California, which is the second-most on the team behind the 38 players from the state of Utah. Those players from the Golden State currently in USU's program include graduate transfer WR **Siaosi Mariner** (Tustin/Tustin HS/Utah), graduate transfer TE **Caleb Repp** (Rancho Cucamonga/Los Osos HS/Utah), senior CB **Cameron Haney** (Los Angeles/Cathedral HS), senior DT **Fua Leilua** (Anaheim/Spanish Fork (UT) HS/Oklahoma State), senior DT **Christopher Unga** (Rochester/Rancho Cucamonga HS), redshirt junior LB **Justus Te'i** (Oceanside/Mission Hills HS), junior OL **Demytrick Ali'ifua** (Hayward/San Leandro HS), junior P **Christopher Bartolic** (Newport Beach/Corona del Mar HS/Orange Coast CC), junior WR **Sean Carter** (Westlake Village/Westlake HS/Fullerton JC), junior DT **Ritisoni Fata** (Redlands/East Valley HS), junior QB **Jordan Love** (Bakersfield/Liberty HS), junior LB **Kevin Meitzenheimer** (Moreno Valley, Calif./Moreno Valley HS), junior WR **Jordan Nathan** (Monrovia/Monrovia HS), sophomore OL **Alfred Edwards** (Redlands/Redlands Senior HS), sophomore CB **Andre Grayson** (Rancho Cucamonga/Etiwanda HS), sophomore CB **Jarrold Green** (Elk Grove/Cosumnes Oaks HS), redshirt freshman CB **Michael Anyanwu** (Covina/Charter Oak HS), redshirt freshman OL **Andy Koch** (Eastvale/Eleanor Roosevelt HS), redshirt freshman WR **Tim Patrick Jr.** (San Diego/Morse HS), freshman QB **Josh Calvin** (Bellflower/Mayfair HS), freshman TE **Jack Drews** (Ramona/Ramona HS), freshman S **Keith Harris** (Lawndale/Leuzinger HS), freshman DT **Christian LaValle** (Mission Viejo/Mission Viejo), freshman WR **Sawyer Merrill** (El Dorado Hills/Oak Ridge HS), freshman DT **Dean Rice** (Yuba City/River Valley HS), freshman CB **Dominic Tatum** (Culver City/Culver City HS) and freshman LS **Jesse Vasquez** (Thousand Oaks/Oaks Christian School).



UTAH STATE TEAM STATS vs. FRESNO STATE TEAM STATS IN THE LAST 11 MEETINGS

Date	Score	Total Yds. (Rush-Pass)	TOP	TO	Pen.	3rd Downs	FD
12-01-01	L, 21-70 (A)	332 (92-240) / 713 (244-469)	24:20/35:40	2/0	7/13	3-15/8-15	14/32
10-15-05	L, 21-53 (A)	202 (44-158) / 367 (193-174)	25:21/34:39	3/1	7/12	3-10/10-15	17/22
10-07-06	W, 13-12 (H)	267 (147-120) / 319 (164-155)	27:19/32:41	0/0	6/6	5-14/4-16	11/15
11-03-07	L, 27-38 (A)	369 (155-214) / 386 (255-131)	28:38/31:22	1/2	6/8	5-14/7-11	20/23
10-28-08	L, 28-30 (H)	399 (206-193) / 411 (154-257)	26:43/33:17	0/0	5/7	3-12/9-14	21/25
10-31-09	L, 27-31 (A)	503 (263-240) / 466 (210-256)	35:39/24:21	0/2	6/7	11-19/6-11	25/20
09-18-10	L, 24-41 (H)	311 (205-106) / 379 (230-149)	26:58/33:02	0/2	2/6	5-16/6-14	17/19
10-15-11	L, 21-31 (A)	454 (250-204) / 403 (255-248)	26:31/33:29	0/0	11/7	8-18/5-12	19/31
12-07-13	L, 17-24 (A)	304 (51-253) / 460 (56-404)	30:36/29:24	2/5	8/7	4-16/6-15	17/24
10-10-15	W, 56-14 (A)	482 (201-281) / 194 (82-112)	31:41/28:19	1/3	7/5	8-15/3-14	21/10
10-22-16	W, 38-20 (H)	392 (204-188) / 319 (114-205)	26:30/33:30	0/0	5/10	5-11/8-20	24/23

Note: Utah State numbers are listed first.

SERIES NOTABLES BETWEEN UTAH STATE AND FRESNO STATE

- Utah State has held Fresno State to 24 points or less in its last three meetings. Prior to that, Fresno State scored at least 30 points in five straight games.
- Utah State has scored at least 38 points in its last two meetings with Fresno State. Prior to that, USU was held under 30 points in each of its previous 22 games with the Bulldogs.
- During Fresno State's six-game winning streak against Utah State from 2007-13, three of those games were decided by seven or fewer points.
- Utah State has held Fresno State to less than 400 yards of total offense in six of the last 10 meetings, while the Bulldogs have held the Aggies to less than 400 yards of total offense in seven of the last 10 meetings. During the last 11 meetings, each team has had over 500 yards of total offense just once each.
- Utah State has rushed for more yards in four of the previous seven meetings, while Fresno State has passed for more yards in nine of the last 11 meetings. Fresno State has also had more total yards in seven of the previous 11 meetings.
- Utah State has committed just four total turnovers in the last nine meetings in the series as compared to 14 Bulldog turnovers during that time. There has also been four games (2006, 2008, 2011, 2016) in the last nine meetings where neither team committed a turnover. In fact, USU has committed zero or fewer turnovers than Fresno State in each of the past nine meetings.
- Fresno State has controlled the time of possession in eight of the previous 11 meetings and is 6-2 in those games.
- The team that scores first and leads at the half has won each of the last three games in the series. In the past 11 meetings, USU has scored first eight times, but is just 3-5 in those games. USU has also led at the half six times in the last 11 meetings, but is just 3-3 in those games.
- Fresno State has had two 300-yard passers, five 100-yard receivers and six 100-yard rushers in the past 13 meetings, while Utah State has had five 100-yard rushers and two 100-yard receivers in the last 13 meetings, but has not had a 300-yard passer.
- In 30 previous meetings with Fresno State, Utah State has had 10 100-yard rushers, five 100-yard receivers and three 300-yard passers.
- There has only been two shutouts in series history, both by Utah State, with a 14-0 road win in 1980 and a 20-0 home win in 1981.

/// PLAYER CONNECTIONS BETWEEN UTAH STATE AND FRESNO STATE ///

- There are 12 connections between Utah State and Fresno State players. USU junior QB **Jordan Love** attended Liberty HS in Bakersfield, Calif., as did FS sophomore LB Kurtis Brown. USU junior TE **Mosesse Manu** attended Mt. San Antonio JC in Walnut, Calif., as did FS junior RB Zion Echols. USU junior WR **Jordan Nathan** attended Monrovia (Calif.) HS, as did FS senior P Blake Cusick. USU redshirt freshman CB **Michael Anyanwu** attended Charter Oak HS in Covina, Calif., as did FS junior RB Zion Echols. USU freshman OL **Andy Koch** attended Eleanor Roosevelt HS in Eastvale, Calif., as did FS sophomore LB Richard Cage. And, USU freshman CB **Dominic Tatum** attended Culver City (Calif.) HS, as did FS freshman WR Jamal Glaspie.

/// COACHING CONNECTIONS BETWEEN UTAH STATE AND FRESNO STATE ///

- Former Utah State head coach **Phil Krueger** (1973-75), who recorded a 21-12 record at USU, was also the head coach at Fresno State (1964-65), producing a 10-10 record. Former USU DT (1977-78) and assistant coach (1982-84) **Mike Waufile** was an assistant coach at Fresno State under Jim Sweeney.
- Fresno State offensive analyst Brad Vonnahme spent the 2015 season at Utah State as a defensive and special teams administrative assistant.

/// UTAH STATE at FRESNO STATE ///

/// FROM THE RECORD BOOKS ///

Here is a look at some of the top Utah State team and individual statistical performances against Fresno State over the years.

- Rick Parros'** 252 rushing yards against Fresno State in 1978 is the fifth-most all-time in school history.
- Jack Hill's** 90-yard kickoff return against Fresno State in 1955 is tied for the 18th-longest in school history.
- Marvin Jackson's** 88-yard run against Fresno State in 1980 is tied for the fifth-longest in school history, while **Richard Gwynn's** 80-yard run in 1984 is tied for the 12th-longest.
- Peter Caldwell's** 50-yard field goal against Fresno State in 2010 is tied for the 23rd-longest in USU history.
- Roger Fernandez** had a school-record nine kickoff returns against Fresno State in 2001.
- Brett Stevens'** 340 passing yards against Fresno State in 1985 is the second-most in school history by a freshman.
- Utah State had a school-record 10 kickoff returns against Fresno State in 2001.

/// ON THIS DATE IN AGGIE FOOTBALL HISTORY ///

- JoJo Natson** had two rushing touchdowns, including the game-winner with 3:56 to play, and Utah State's defense held UNLV out of the end zone with four straight incompletions from the USU 16-yard line in the final minute to cap a hard-fought 28-24 road win on Nov. 9, 2013. Natson finished the game with 113 all-purpose yards, which included 61 rushing yards on eight carries, while **Joey DeMartino** gained 75 yards on 19 carries, including a 1-yard touchdown run. **Darell Garretson** was 17-of-29 passing for 298 yards, including a 5-yard touchdown pass to **Shaan Johnson**. **Travis Reynolds** caught seven passes for 129 yards and **Travis Van Leeuwen** added four receptions for 112 yards. **Jake Doughty** and **Zach Vigil** each had 11 tackles for USU, who went on to win the Mountain Division that season and play Fresno State in the inaugural Mountain West Championship game.



/// LAST MEETING vs. FRESNO STATE ///



October 22, 2016

MERLIN OLSEN FIELD AT MAVERIK STADIUM

SCORING SUMMARY

	1	2	3	4	FINAL
Fresno State	7	7	3	3	20
Utah State	7	10	7	14	38

First Quarter

USU - Roberts 21 yd pass from Myers (Warren kick, 10:23)
FS - James 3 yd run (Kroening kick, 1:28)

Second Quarter

USU - Cheney blocked punt return (Warren kick, 6:22)
USU - Warren 43 yd field goal (3:45)
FS - Rice 1 yd run (Kroening kick, :24)

Third Quarter

USU - Houston 5 yd pass from Myers (Warren kick, 11:50)
FS - Kroening 27 yd field goal (4:13)

Fourth Quarter

USU - Tarver 25 yd pass from Myers (Warren kick, 14:25)
FS - Kroening 49 yd field goal (11:41)
USU - Hobbs 4 yd run (Warren kick, 7:14)

Attendance: 15,067

TEAM STATISTICS

	FS	USU
First Downs	23	24
Rushing	114	204
Passing	205	188
Fumbles: Number-Lost	0-0	0-0
Penalties: Number-Yards	10-80	5-40
Punts-Yards/Avg.	6-168/28.0	4-131/32.8
Punt returns: No-Yds-TD/Avg.	0-0-0/0.0	2-23-1/11.5
Kickoff Returns: No-Yds-TD/Avg.	4-69-0/17.2	3-47-0/15.7
Interceptions: No-Yds-TD	0-0-0	0-0-0
Fumble Returns: No-Yds-TD	0-0-0	0-0-0
Possession Time	33:30	26:30
Third-Down Conversions	8-of-20	5-of-11

INDIVIDUAL RUSHING

FS: James, 29-80, TD; Virgil, 8-28.
USU: Lindsey, 23-90; Myers, 8-66; Hunt, 4-24; Lewis, 1-14; Byers, 1-10; Hobbs, 1-4, TD.

INDIVIDUAL PASSING (C-A-I, Yds, TD)

FS: Virgil, 27-44-0, 205, 1.
USU: Myers, 17-29-0, 188, 3.

INDIVIDUAL RECEIVING

FS: Jordan, 10-67; Johnson, 6-59; Hardaway, 3-47; Rid-
dering, 3-11.
USU: Houston, 5-43, TD; Tarver, 3-54, TD; Rodriguez,
3-26; Roberts, 2-49, TD; Lewis, 2-4; Lindsey, 1-8; Wil-
liams, 1-4.

USU Punt Returns: Painter, 1-20; Rodriguez, 1-3.

USU KO Returns: Williams, 2-38; Hunt, 1-9.

USU Interception Returns: None.

USU Tackle Leaders: Centers 10; L. Uasike 10; Christian-
sen 9; Haney 8; Larsen 8.

UTAH STATE STARTERS

OFFENSE		DEFENSE	
LT	Albrecht	DE	Faimalo
LG	Hockel	DT	Seefeldt
C	Stephens	DT	Ali'ifua
RG	Simonich	LB	Larsen
RT	Brooksby	LB	Uasike
WR	Tarver	LB	Huerta
WR	Van Leeuwen	CB	Haney
WR	Rodriguez	CB	Gray
TE	Houston	CB	Davis
RB	Lindsey	SS	Rocquemore
QB	Myers	FS	Centers



Junior QB Kent Myers (2) was 17-of-29 passing for 188 yards and a season-high three touchdowns in Utah State's 38-20 home win against Fresno State. Myers also carried the ball eight times for 66 yards against the Bulldogs.

LOGAN, Utah - Junior QB **Kent Myers** passed for 188 yards and three touchdowns to three different receivers as Utah State won its first Mountain West game of the season with a 38-20 victory against Fresno State on Saturday, Oct. 22, 2016, on Merlin Olsen Field at Maverik Stadium.

Myers was 17-of-29 passing and threw touchdown passes of 21, 5 and 25 yards, respectively, to junior WR **Braelon Roberts**, senior TE **Wyatt Houston** and sophomore WR **Ron'quavion Tarver**. It is the first time this season and fifth time in his career Myers has thrown at least three touchdown passes in a game.

Houston led the Aggies (3-4, 1-3 MW), who snapped a three-game losing streak, with a career-high five catches for 43 yards. His 5-yard touchdown reception with 11:50 left in the third quarter gave the Aggies a 24-14 lead. Just 35 seconds into the fourth, Tarver pulled down a 25-yard touchdown catch in the back corner of the end zone to make it 31-17.

While senior RB **Devante Mays** returned from injury and played briefly, it was junior RB **Tonny Lindsey Jr.** that led Utah State's rushing attack with a career-high 23 carries for 90 yards. Myers added 66 yards on just eight carries.

Junior QB **Damion Hobbs** capped the Aggies' scoring output with a 4-yard touchdown run midway through the fourth quarter.

The Aggies finished with 392 yards of total offense, including 204 on the ground and 188 through the air. Defensively, senior S **Devin Centers** and senior LB **Leki Uasike** had 10 tackles apiece for Utah State. Uasike had eight of his tackles in the first quarter alone. Sophomore LB **Chase Christiansen** added a career-high nine tackles, while redshirt freshman CB **Cameron Haney** recorded a career-high eight tackles to go along with a career-best two pass breakups.

Fresno State (1-7, 0-4) recorded 319 yards of offense. Quarterback Chason Virgil was 27-of-44 for 205 yards and a touchdown, while RB Dontel James rushed for 80 yards and a touchdown on 29 carries.

Kody Kroening kicked a 27- and 49-yard field goal for Fresno State, which lost for the fifth-straight time.

Utah State opened the scoring when Roberts caught his first career touchdown pass, a 21-yarder from Myers with 10:23 left in the first quarter. Fresno State followed suit with a 15-play, 86-yard drive that resulted in a 3-yard touchdown run by James to tie the game at 7-apiece.

The Aggies went back in front for good thanks to a nice special teams play. Senior CB **Jentz Painter** came in untouched from the left side and blocked a punt, which was recovered by fellow senior CB **Austin Cheney** in the end zone for a touchdown to give Utah State a 14-7 lead with 6:22 remaining in the first half. Painter forced the Bulldogs to punt one play earlier as he sacked Virgil on a third-and-12 play.

A career-long 43-yard field goal by senior PK **Brock Warren** made it 17-7 for the Aggies with 3:45 to go. However, the Bulldogs went into the halftime break with momentum as Jared Rice caught a 1-yard touchdown pass from Virgil to pull Fresno State within three.



Senior CB Jentz Painter (31) recorded a sack and blocked a punt that was recovered in the end zone for a touchdown on consecutive plays against the Bulldogs.





Junior RB Devante Mays (32) rushed for a career-high 92 yards on just nine carries, and scored a career-best three touchdowns, in Utah State's 56-14 Mountain West road win at Fresno State. Mays had touchdown runs of 5, 41 and 23 yards against the Bulldogs.

FRESNO, Calif. - Junior RB **Devante Mays** rushed for a career-high 92 yards and three touchdowns, while sophomore RB **LaJuan Hunt** added two scores, to lead Utah State to a 56-14 victory against Fresno State on Oct. 10, 2015, at Bulldog Stadium.

The two running backs combined for 133 yards rushing and five scores as the Aggies (3-2, 2-0 Mountain West) won their second straight game and racked up a season-high 482 yards of total offense, including 201 on the ground.

Utah State had seven total rushing touchdowns on the night as sophomore QB **Damion Hobbs** and redshirt freshman RB **Justen Hervey** each had a 5-yard score in the fourth quarter to give the Aggies their final margin of victory.

Sophomore QB **Kent Myers** was 18-of-25 passing for a career-best 260 yards and one touchdown for Utah State, which snapped a six-game losing streak to the Bulldogs (1-5, 0-2). The Aggies also ended a seven-game road losing streak in the series.

Senior WR **Hunter Sharp** caught six passes for 99 yards and fellow senior WR **Devonte Robinson** added four receptions for 80 yards, including a 44-yard touchdown that gave the Aggies a 29-7 lead at halftime.

Junior LB **Nick Vigil** led Utah State's defensive effort with nine tackles and a forced fumble. The Aggies finished with 5.0 sacks as part of their 10.0 tackles for loss on the night.

Fresno State's Kilton Anderson was 10-of-23 passing for 112 yards with one touchdown and three interceptions. Senior RB Marteze Waller had 26 carries for 70 yards and a score.

After Fresno State tied it at 7-all, the Aggies moved in front for good on a 5-yard touchdown run by Mays to make it 14-7 with 10:04 remaining in the second quarter. It was the first touchdown of his Aggie career.

Utah State continued to pour it on as Hunt scored on a 3-yard touchdown run, followed by a safety when senior S **Marwin Evans** sacked Anderson in the end zone, knocking the ball loose in the process. The Aggies tried to jump on the ball for a touchdown, but knocked it out of the back of the end zone for a safety and 22-7 advantage.

The Aggies weren't done, though, as Robinson hauled in the long touchdown pass from Myers with just 58 seconds left in the opening half.

Mays scored on third-quarter touchdown runs of 41 and 23 yards, respectively, to give Utah State a 43-7 lead as USU scored 36 unanswered points.

Former Fresno State LB **Brock Carmen** set up Hobbs' first career rushing touchdown when he intercepted a pass and returned it 19 yards to the Bulldogs' 9-yard line.

Hervey capped the scoring with his 5-yard run following a diving interception by junior CB **Jentz Painter**.

Utah State struck first when Hunt scored on a 15-yard touchdown run, making it 7-0 with 6:36 remaining in the opening quarter. Sharp set up the score when he caught a 43-yard pass from Myers on third-and-15.

However, Fresno State pulled even just before the end of the quarter. After the Bulldogs recovered a muffed punt by the Aggies, Anderson threw a 21-yard touchdown pass to redshirt freshman Jamire Jordan four plays later to make it 7-7.

Utah State's defense forced a turnover on the game's very first play as junior S **Devin Centers** intercepted a pass by Anderson deep down the middle.



Junior LB Nick Vigil (41) had nine tackles, including 1.0 sacks and a forced fumble, against the Bulldogs.

/// LAST MEETING at FRESNO STATE ///



October 10, 2015

BULLDOG STADIUM

SCORING SUMMARY

	1	2	3	4	FINAL
Utah State	7	22	14	13	56
Fresno State	7	0	0	7	14

First Quarter

USU - Hunt 15 yd run (Warren kick, 6:36)

FS - Jordan 21 yd pass from Anderson (Kroening kick, 00:59)

Second Quarter

USU - Mays 5 yd run (Warren kick, 10:04)

USU - Hunt 3 yd run (Warren kick failed, 7:45)

USU - Team safety (2:26)

USU - Robinson 44 yd pass from Myers (Warren kick, 00:58)

Third Quarter

USU - Mays 41 yd run (Warren kick, 11:53)

USU - Mays 23 yd run (Warren kick, 5:43)

Fourth Quarter

FS - Waller 1 yd run (Kroening kick, 14:57)

USU - Hobbs 5 yd run (Warren kick, 8:20)

USU - Hervey 5 yd run (Warren kick failed, 2:33)

Attendance: 30,540

TEAM STATISTICS

	USU	FS
First Downs	21	10
Rushing	201	82
Passing	281	112
Total Offense	482	194
Fumbles: Number-Lost	1-1	2-0
Penalties: Number-Yards	7-59	5-30
Punts-Yards/Avg.	6-252/42.0	6-183/30.5
Punt returns: No-Yds-TD/Avg.	4-6-0/1.5	1-6-0/6.0
Kickoff Returns: No-Yds-TD/Avg.	2-36-0/18.0	4-85-0/21.2
Interceptions: No-Yds-TD	3-14-0	0-0-0
Fumble Returns: No-Yds-TD	0-0-0	0-0-0
Possession Time	31:41	28:19
Third-Down Conversions	8-of-15	3-of-14

INDIVIDUAL RUSHING

USU: Mays, 9-92 3TD; Hobbs, 4-50 TD; Hunt, 12-41 2TD; Hervey, 6-20 TD; Lindsey, 4-16; Williams, 1-3; Sharp, 1-1; Myers, 5-(-10).

FS: Waller, 26-70 TD; Micenheimer, 4-14; Garrison, 2-5; Jordan, 1-5; Anderson, 9-(-12).

INDIVIDUAL PASSING (C-A-I, Yds, TD)

USU: Myers, 18-25-0, 260, 1; Hobbs 1-2-0, 21, 0.

FS: Anderson, 10-20-3, 112, 1.

INDIVIDUAL RECEIVING

USU: Sharp, 6-99; Robinson, 4-80 TD; Hunt, 4-14; Houston, 2-39; Fox, 1-21; Rodriguez, 1-14; Swindall, 1-14.

FS: Jordan, 5-44 TD; Scott, 2-56; Johnson, 1-5; Riddering, 1-4; Olsen, 1-3.

USU Punt Returns: Sharp, 2-(-18); Rodriguez, 1-6; Hayes, 1-18.

USU KO Returns: Davis, 1-19; Williams, 1-17.

USU Interception Returns: Carmen, 1-19; Centers, 1-(-5); Painter, 1-0.

USU Tackle Leaders: Vigil 9; Moala 4; Nielsen 4; Fackrell 4; Rocquemore 4

UTAH STATE STARTERS

OFFENSE	DEFENSE
LT Albrecht	DE Nielsen
LG Mosely	NG Moala
C Stephens	DE Ali'ifua
RG Fisilau	LB Fackrell
RT Simonich	LB Filiaga
TE Houston	LB Vigil
TE Togiai	CB Davis
WR Sharp	CB Hines
WR Swindall	CB Gray
RB Hunt	SS Evans
QB Myers	FS Centers

/// GAME 8 RECAP vs. BYU ///



NOVEMBER 2, 2019
MERLIN OLSEN FIELD AT MAVERIK STADIUM

SCORING SUMMARY

	1	2	3	4	FINAL
BYU	7	14	14	7	42
Utah State	7	7	0	0	14

First Quarter

BYU - Hifo 6 yd run (Oldroyd kick, 9:22)

USU - Mariner 26 yd pass from Love (Eberle kick, 0:18)

Second Quarter

BYU - Hall 16 yd run (Oldroyd kick, 11:53)

BYU - Hall 7 yd run (Oldroyd kick, 2:33)

USU - Bright 1 yd run (Eberle kick, 0:34)

Third Quarter

BYU - Simon 11 yd pass from B. Romney (Oldroyd kick, 11:47)

BYU - G. Romney 1 yd pass from B. Romney (Oldroyd kick, 7:12)

Fourth Quarter

BYU - Katao 6 yd run (Oldroyd kick, 9:31)

Attendance: 19,248

TEAM STATISTICS

	BYU	USU
First Downs	31	26
Rushing	221	127
Passing	418	394
Total Offense	639	521
Fumbles: Number-Lost	2-2	2-2
Penalties: Number-Yards	5-37	8-55
Punts-Yards/Avg.	3-123/41.0	5-211/42.2
Punt returns: No-Yds-TD/Avg.	2-(-1)-0/-0.5	1-0-0/0.0
Kickoff Returns: No-Yds-TD/Avg.	0-0-0/0.0	3-49-0/16.3
Interceptions: No-Yds-TD	3-106-0	1-0-0
Fumble Returns: No-Yds-TD	0-0-0	1-11-0
Possession Time	14:17	45:43
Third-Down Conversions	6-of-11	9-of-16

INDIVIDUAL RUSHING

BYU: Finau, 15-72; Hall, 7-54, 2 TD; Katao, 7-42, TD.

USU: Bright, 12-66, TD; Nawahine, 1-19; Love, 11-17.

INDIVIDUAL PASSING (C-A-I, Yds, TD)

BYU: B. Romney, 10-16-1, 191, 2; Hall, 12-16-0, 214, 0.

USU: Love, 29-49-3, 394, 1.

INDIVIDUAL RECEIVING

BYU: Katao, 4-129; G. Romney, 4-45, TD; Shumway, 3-61.

USU: Nathan, 7-133; Mariner, 5-86, TD; Bright, 4-54.

USU Punt Returns: Nathan, 1-0.

USU KO Returns: Scarver, 2-36; Lee, 1-13.

USU Interception Returns: Lampkin, 1-0.

USU Fumble Returns: Te'i, 1-11; Burt, 1-0.

USU Tackle Leaders: Lefeged, 9; Shelton, 7.

UTAH STATE STARTERS

OFFENSE

LT	Edwards	DE	Galeai
LG	Avendano	DT	Anderson
C	Ali'ifua	DT	'Unga
RG	K. Shaw	DE	Wildman
RT	Hack	LB	Shelton
WR	Thompkins	LB	Meitzenheimer
WR	Nathan	LB	Te'i
WR	Mariner	CB	Haney
TE	Repp	CB	Williams
RB	Bright	S	Lefeged Jr.
QB	Love	S	Bond

DEFENSE



Junior QB Jordan Love (10) was 29-of-49 passing for 394 yards and one touchdown in Utah State's 42-14 home loss to BYU.

LOGAN, Utah - Senior PK **Dominik Eberle** became Utah State's all-time leader in total points scored against in-state rival BYU, but the Cougars pulled away in the second half to record a 42-14 victory on Merlin Olsen Field at Maverik Stadium on Saturday, November 2, 2019.

Eberle came into the game tied for first with former RB **Robert Turbin** (2007-09, 2011) with 308 career points, but his two extra points on Saturday gave him sole possession of first place. Furthermore, Eberle is now a perfect 148-for-148 on career extra points, which is also a school record.

Utah State (4-4, 3-1 Mountain West) finished with 521 yards of total offense – its third-highest output of the season – but couldn't overcome five turnovers and costly penalties, including one that negated a touchdown. USU passed for 394 yards in the game and gained 127 on the ground.

The Cougars (4-4) racked up 639 total yards – 418 through the air and 221 on the ground – as they regained possession of the Old Wagon Wheel. BYU quarterback Baylor Romney was 10-of-16 passing for 191 yards and two touchdowns, while fellow quarterback Jaren Hall rushed for 54 yards and two scores.

BYU also controlled the time of possession - 35:14 to 24:46 - and was 6-of-11 on third downs, as compared to 9-of-16 on third downs for USU.

Celebrating his 21st birthday on Saturday, Utah State's **Jordan Love** completed 29-of-49 passes for 394 yards and one touchdown, but the junior quarterback was also intercepted three times. His favorite target on the night was junior WR **Jordan Nathan**, who caught seven passes for 133 yards, both of which were career highs. Love, who recorded his 10th career 300-yard passing game, attempted a career-high 49 pass attempts.

Senior graduate transfer WR **Siaosi Mariner** caught five passes for 86 yards, including a 26-yard touchdown that tied the game at 7-apiece late in the first quarter. Senior graduate transfer TE **Caleb Repp** added three receptions for 41 yards, while junior WR **Savon Scarver** caught three passes for 35 yards.

Senior RB **Gerold Bright** led the Aggies' ground attack with 66 yards on 12 carries. His 1-yard touchdown run with 34 seconds remaining in the second quarter pulled the Aggies to within 21-14 at the break. Bright also tied his career-high with four receptions for 54 yards as he finished the game with 120 all-purpose yards.

BYU put the game away for good by scoring three unanswered touchdowns in the second half, including back-to-back scores to start the third quarter.

Defensively, junior S **Troy Lefeged Jr.** led the Aggies with nine tackles, including 0.5 tackles for loss. Red-shirt junior DE **Justus Te'i** and senior graduate transfer RB **Riley Burt** each recovered a fumble, while freshman CB **Cam Lampkin** intercepted a pass in the end zone. Redshirt freshman DE **Elijah Shelton** made his first-career start and finished with a career-high seven tackles, while senior DT **Devon Anderson**, junior S **Shaq Bond** and junior LB **Kevin Meitzenheimer** each had six stops.

Junior P **Christopher Bartolic** punted five times in the game for an average of 42.2 yards as he had a long of 51 yards, while two of his punts were downed inside the 20-yard line.



Junior WR Jordan Nathan (16) had a career-high seven receptions for a career-best 133 yards against the Cougars.



UTAH STATE FIFTH IN THE MOUNTAIN WEST IN TOTAL OFFENSE

• Utah State is fifth in the Mountain West and 53rd in the nation in total offense (419.8 ypg), fifth in the MW and 31st in the nation in sacks allowed with 12 (1.50 pg), fifth in the MW and 36th in the nation in passing offense (265.9 ypg), sixth in the MW and 59th in the nation in completion percentage (.612), eighth in the MW and 78th in the nation in rushing offense (153.9 ypg), eighth in the MW and 79th nationally in scoring offense (27.1 ppg), and eighth in the MW and 97th in the nation in passing efficiency (123.0).

AGGIE DEFENSE FIFTH IN THE MOUNTAIN WEST IN POINTS ALLOWED

• Utah State is fifth in the Mountain West and 60th in the nation in scoring defense (26.4 ppg), fifth in the MW and 90th in the nation in tackles for loss (5.4 pg), sixth in the MW and 87th in the nation in sacks with 15 (1.88 pg), eighth in the MW and 66th in the nation in passing efficiency defense (132.8), eighth in the MW and 93rd in the nation in rushing defense (185.8 ypg), ninth in the MW and 104th nationally in passing defense (257.8 ypg), and ninth in the MW and 106th in the nation in total defense (443.5 ypg).

• Utah State's defense also ranks first in the Mountain West and ninth nationally with its nine fumble recoveries (1.1 pg), and first in the MW and sixth in the nation with a fourth down conversion percentage of 28.6 (4-14).

UTAH STATE FOURTH IN THE NATION IN KICKOFF RETURNS

• Utah State is first in the Mountain West and fourth in the nation in kickoff returns (29.1 ypr), first in the MW and ninth in the nation in punt returns (15.0 ypr), sixth in the MW and 87th in the nation in kickoff return defense (21.7 ypr), and eighth in the MW and 85th in the nation in net punting (37.2 ypp). USU is also second in the nation in special teams touchdowns with three (two kickoff returns, one punt return)

• Utah State finished last season first in the nation in kickoff returns at 30.3 yards per return. Junior WR **Savon Scarver** highlighted this area as he ranked first nationally in kickoff returns (33.7 ypr) and tied for second nationally with his two kickoff returns for touchdown.

AGGIES 23RD IN THE NATION IN TURNOVERS FORCED

• After leading the nation last season with 32 turnovers forced (22 interceptions, 10 fumbles), Utah State has forced 15 turnovers (9 fumbles, 6 interceptions) this season to rank third in the Mountain West and 23rd in the nation. Overall, USU has forced three or more turnovers in 24 of its last 71 games.

UTAH STATE 15TH IN THE NATION WITH ITS TWO DEFENSIVE TOUCHDOWNS

• Utah State has scored two defensive touchdowns (**Shaq Bond** and **David Woodward**) this season to rank tied for first in the Mountain West and 15th in the nation. Overall, USU has scored 24 defensive touchdowns in its last 80 games. Last season, USU was second in the MW and third in the nation with its six defensive touchdowns.

AGGIES IN THE MOUNTAIN WEST AND NCAA RANKINGS IN 2019

• Junior WR **Savon Scarver** is tied for second nationally in kickoff returns for touchdown with two (0.28 pg) and kickoff return yards (38.3 ypr). Junior LB **David Woodward** is first in the Mountain West and second in the nation in tackles (13.3 pg), and first in the MW and third in the nation in forced fumbles with four (0.5 pg). Sophomore WR **Deven Thompkins** is tied for first in the nation with his one punt return for touchdown (0.13 pg). Redshirt junior DE **Justus Te'i** is tied for first in the MW and tied for 12th in the nation with two fumble recoveries (0.25 pg). Senior CB **Cameron Haney** is third in the MW and 18th in the nation with two forced fumbles (0.33). Junior QB **Jordan Love** is third in the MW and 18th in the nation in completions (22.0 pg), third in the MW and 25th in the nation in passing yards (251.8 ypg), third in the MW and 34th in the nation in total offense (261.8 ypg), sixth in the MW and 76th in the nation in completion percentage (.597), sixth in the MW and 85th in the nation in passing touchdowns with nine (1.13 pg), and 10th in the MW and 96th in the nation in passing efficiency (118.9). Senior PK **Dominik Eberle** is fourth in the MW and 25th in the nation in field goal percentage (.846) as he is 11-of-13 on the season, fifth in the MW and 33rd in the nation in field goals made per game (1.38), and seventh in the MW and 70th in the nation in scoring (7.4 ppg). Sophomore CB **Andre Grayson** is eighth in the MW and 33rd in the nation with two forced fumbles (0.25 pg). Senior graduate transfer WR **Siaosi Mariner** is eighth in the MW and 96th in the nation in receiving touchdowns with four (0.50 pg), and ninth in the MW and 74th in the nation in receiving yards (65.9 pg). Senior RB **Gerold Bright** is ninth in the MW and 67th in the nation in yards per carry (5.3). And, junior S **Shaq Bond** is 10th in the MW and 70th in the nation with his two interceptions (0.25 pg).

DID YOU KNOW?

• Utah State ranks third in the Mountain West and 30th in the nation in fewest penalties per game (5.38), and fourth in the MW and 24th in the nation in penalty yards per game (44.5).

/// RANKINGS FOR 2019 SEASON ///

TEAM	MW	NCAA	
• Sacks Allowed (1.50)	5	31	
• Passing Offense (265.9)	5	36	
• Total Offense (419.8)	5	53	
• Completion % (.612)	6	59	
• Rushing Offense (153.9)	8	78	
• Scoring Offense (27.1)	8	79	
• Pass Efficiency (123.0)	8	97	
• Scoring Defense (26.4)	5	60	
• Tackles for Loss (5.4)	5	90	
• Sacks (1.88)	6	87	
• Pass Eff. Defense (132.8).....	8	66	
• Rushing Defense (185.8)	8	93	
• Passing Defense (257.8)	9	104	
• Total Defense (443.5)	9	106	
• Kickoff Returns (29.1)	1	4	
• Punt Returns (15.0)	1	9	
• Kickoff Return Def. (21.7)	6	87	
• TO Margin (-0.38)	6	91	
• Net Punting (37.2)	8	85	
INDIVIDUAL	AVG.	MW NCAA	
• Shaq Bond (S)			
Interceptions	0.25	10	70
• Gerold Bright (RB)			
Yards Per Carry	5.3	9	67
• Dominik Eberle (PK)			
Field Goal %846	4	25
Field Goals	1.38	5	33
Scoring	7.4	7	70
• Andre Grayson (CB)			
Forced Fumbles ...	0.25	8	33
• Cameron Haney (CB)			
Forced Fumbles ...	0.33	3	18
• Jordan Love (QB)			
Completions	22.0	3	18
Passing Yards	251.8	3	25
Total Offense	261.8	3	34
Completion %597	6	76
Passing TDs	1.13	6	85
Passing Eff.....	118.9	10	96
• Siaosi Mariner (WR)			
Receiving TDs	0.50	8.....	96
Receiving Yards	65.9.....	9.....	74
• Savon Scarver (WR)			
Kickoff Return TD .	0.25	1	1
Kickoff Returns.....	38.3	1	2
• Justus Te'i (DE)			
Fumbles Rec.	0.25	1	12
• Deven Thompkins (WR)			
Punt Returns TDs .	0.13	1	1
• David Woodward (LB)			
Tackles	13.3	1	2
Forced Fumbles ...	0.57	1	3

/// 2019 SEASON SUPERLATIVES ///

TOP INDIVIDUAL PERFORMANCES

Rushing

1. Gerold Bright 179 vs. Colorado State
2. Jaylen Warren 141 at Wake Forest
3. Gerold Bright 126 vs. Nevada

Passing

1. Jordan Love 416 at Wake Forest
2. Jordan Love 394 vs. BYU
3. Jordan Love 294 vs. Stony Brook

Receiving

1. Jordan Nathan 133 vs. BYU
2. Siaoisi Mariner 118 at Wake Forest
3. Savon Scarver 90 at San Diego State

Tackles

1. David Woodward 24 at Wake Forest
2. David Woodward 16 at LSU
3. David Woodward 14 vs. Colorado State
3. DJ Williams 14 at Air Force

TOP TEAM PERFORMANCES - OFFENSE

Rushing

1. 325 vs. Stony Brook
2. 244 vs. Nevada
3. 240 vs. Colorado State

Passing

1. 416 at Wake Forest
2. 394 vs. BYU
3. 392 vs. Stony Brook

Total Offense

1. 717 vs. Stony Brook
2. 596 at Wake Forest
3. 521 vs. BYU

TOP TEAM PERFORMANCES - DEFENSE

Rushing

1. 79 by Colorado State
2. 91 by San Diego State
3. 108 by Stony Brook

Passing

1. 155 by Stony Brook
2. 213 by Nevada
3. 217 by Colorado State

Total Offense

1. 263 by Stony Brook
2. 296 by Colorado State
3. 326 by Nevada



TEAM NOTABLES FROM THE BYU GAME

- Utah State had its 10-game home winning streak snapped, which was the fourth-longest in school history. USU had also won seven straight home games against in-state opponents prior to its loss to BYU. USU is now 8-3 in its last 11 home games against in-state opponents.
- Utah State had 521 yards of total offense (394 passing, 127 rushing), which is its third-most in a game this season and its most since it had 717 yards against Stony Brook in week two.
- Utah State had one player make their first-career start in redshirt freshman DE **Elijah Shelton**.

LOVE RECORDS 10TH-CAREER 300-YARD PASSING GAME

- Junior QB **Jordan Love** recorded his 10th-career 300-yard passing game in his last outing against BYU as he was 29-of-49 for 394 yards. In fact, those 394 passing yards are his second-most this season and the fourth-most of his career. Love also attempted a career-high 49 passes against the Cougars. Along with his passing, Love also tied his career high with 11 carries for 17 yards against BYU, marking the fifth-time in his career he has had double-digit rushes.

NATHAN RECORDS FIRST-CAREER 100-YARD RECEIVING GAME

- Junior WR **Jordan Nathan** recorded his first-career 100-yard receiving game as he caught a career-high seven passes for a career-best 133 yards in his last outing against BYU.

OFFENSIVE NOTABLES FROM BYU GAME

- Senior graduate transfer WR **Siaoisi Mariner** caught a 26-yard touchdown pass to give him four touchdown receptions on the season and eight in his career. Senior RB **Gerold Bright** tied his career high with four receptions. Senior graduate transfer RB **Riley Burt** recovered his first-career fumble on a muffed punt. Freshman RB **Enoch Nawahine** had a season long 19-yard rush.

DEFENSIVE NOTABLES FROM BYU GAME

- Junior S **Shaq Bond** forced his first-career fumble in the first quarter. Redshirt junior DE **Justus Te'i** recovered his second fumble this season and the fourth of his career in the first quarter. Te'i also had his first pass breakup this season and the third of his career. Freshman CB **Cam Lampkin** intercepted his first-career pass in the third quarter in the end zone. Redshirt freshman DE **Elijah Shelton** had a career-high seven tackles in his first-career start. Senior DE **Dalton Baker** had 1.0 tackles for loss to give him 1.5 tackles for loss on the season and 3.5 in his career. Senior CB **Cameron Haney** had one pass breakup to give him eight pass breakups this season and 24 in his career. Senior CB **DJ Williams** had one pass breakup to give him six pass breakups on the season and 17 in his career. Junior S **Troy Lefeged Jr.** had 0.5 tackles for loss to give him 3.5 tackles for loss on the season. Junior graduate transfer DE **Nick Heninger** tied his career high for the third time this season with four tackles. Redshirt freshman DE **Hale Motu'apuaka** had 0.5 tackles for loss, the first of his career.

BARTOLIC BOOTS CAREER-LONG 71-YARD PUNT AGAINST AIR FORCE

- Junior P **Christopher Bartolic** had a career-long 71-yard punt two games ago against Air Force, which is the 11th-longest punt in school history and tied for the 13th-longest punt in the nation this season.
- Bartolic also had a 51-yard punt and two punts downed inside the 20-yard line in his last game against BYU to give him nine punts downed inside the 20-yard line this season.
- During his last three games, Bartolic has punted 20 times for an average of 42.8 yards, which has included six 50-yard punts, to go along with nine punts downed inside the 20-yard line.
- On the season, Bartolic has had seven punts of 50-plus yards and nine punts downed inside the 20-yard line. He is averaging 43.2 yards on 21 punts.

WOODWARD RECORDS 15TH-CAREER DOUBLE-DIGIT TACKLE OUTING

- Junior LB **David Woodward** recorded his 15th-career double-digit tackle outing, including his fifth in as many games, with his 11 stops in his last game at Air Force. Overall, Woodward now has six double-digit tackle games this season.
- Woodward's five-straight double-digit tackle outings are the most since **Suli Tamaivena** also recorded double-digit tackles in five-straight games in 2017. The last Aggie to record 10 or more tackles in more than five consecutive games was **Brent Passey**, who had a streak of eight-straight double-digit tackle games during the 1998 season.
- Woodward began the season with a career-high 24 tackles at Wake Forest, which is the most in a single game in the nation at the FBS level this season, and tied for the second-most in both school and Mountain West history. In all, Woodward has two career games with 20-plus tackles.

DID YOU KNOW?

- Utah State has six players on its current roster who transferred from Power 5 programs in senior DE **Tipa Galeai** (TCU), senior DT **Fua Leilua** (Oklahoma State), graduate CB **Terin Adams** (Arizona State), graduate WR **Siaoisi Mariner** (Utah), graduate TE **Caleb Repp** (Utah), and graduate DE **Nick Heninger** (Utah). USU has two more players on its roster that began their careers at Power 5 programs as junior S **Cash Gilliam** and junior DE **Jaylin Bannerman** both began their collegiate careers at Kentucky.



BRIGHT POSTS SEVENTH-CAREER 100-YARD RUSHING GAME

• Senior RB **Gerold Bright** posted his seventh-career 100-yard rushing game against Nevada as he carried the ball 15 times for 126 yards and scored a season-high two touchdowns on runs of 67 and nine yards. In fact, his 67-yard touchdown run was a season long. Of his 15 carries, none were for negative yards.

• Bright's other 100-yard game this season was against Colorado State, as he carried the ball 36 times for 179 yards - both career highs - and did not have a single negative rush in the game. Those 36 carries are the most by an Aggie since **Emmett White** carried the ball 38 times against Weber State in 2001, while the 179 rushing yards are the most by an Aggie since **Devante Mays** rushed for 208 yards against Weber State in 2016.

• Bright ranks 12th all-time in school history with 1,759 career rushing yards. Bright also ranks eighth all-time at USU with a 6.2 yards per carry average, and is tied for 10th all-time at USU with 18 rushing touchdowns.

• Overall, Bright is one of 32 players in school history to rush for 1,000 yards in a career.

CAREER RUSHING	YEARS	YDS.
1. Demario Brown	1996-1999	4,053
2. Abu Wilson	1992, 94-96	3,933
3. Rick Parros	1976-79	3,537
4. Louie Giammona	1973-75	3,499
5. Robert Turbin	2007-09, 11	3,315
6. Emmett White	1998-01	2,791
7. Kerwynn Williams	2009-12	2,515
8. Roger Grant	1990-91	2,387
9. Tom Larscheid	1959-61	2,206
10. Altie Taylor	1966-68	1,959
11. LaJuan Hunt	2014-17	1,846
12. Gerold Bright	2016-pres.	1,759
13. Maurice Turner	1979-82	1,549
14. Derrvin Speight	2007, 09-10	1,493
15. Roy Shivers	1964-65	1,468
16. Chuckie Keeton	2011-15	1,415
17. John Strycula	1969-71	1,412
18. Kent Myers	2014-17	1,406
19. Diondre Borel	2007-10	1,398
20. Joey DeMartino	2010-13	1,378
21. Michael Smith	2009-11	1,313
22. Demetrius Brown	1986-89	1,252
23. Archie Gibson	1972-73	1,235
24. Devante Mays	2015-16	1,225
25. Profail Grier	1993-94	1,194
26. David Fiefla	2000-03	1,193
27. Jerry Hughes	1971-72	1,144
28. Marc White	1983-84	1,103
29. Melvin Blue	1958-59	1,074
30. Buddy Allen	1958-59	1,068
31. Joe Hill	2011-14	1,052
32. Darwin Thompson	2018	1,044

BRIGHT TIED FOR 10TH ALL-TIME IN RUSHING TOUCHDOWNS

• Senior RB **Gerold Bright** scored his fifth rushing touchdown of the season and the 18th of his career in his last game against BYU. Those 18 rushing touchdowns is tied with **LaJuan Hunt** (2014-17) and **Roy Shivers** (1964-65) for the 10th most in school history.

SCARVER SETS SCHOOL RECORD WITH FIFTH-CAREER KICKOFF RETURN FOR TD

• Junior WR **Savon Scarver** returned his fifth-career kickoff for a touchdown in his last home game against Nevada to set the school record that was held by **Kevin Robinson** (2004-07), who returned four kickoffs for touchdowns during his career. Scarver, who has three-career 100-yard kickoff returns, also had a kickoff return for touchdown against Colorado State this season.

• Scarver's five kickoff returns for touchdown are tied for the second-most in Mountain West history with New Mexico's Carlos Wiggins (2012-15). The MW record is seven kickoff returns for touchdown set by San Diego State's Rashaad Penny (2014-17). Furthermore, Scarver's two kickoff returns for touchdown this season and last season are tied for the fourth-most in a single season in MW history as the record is three held by Penny (2015), Wiggins (2013) and Hawaii's Mike Edwards III (2012).

• The NCAA record for kickoff returns for touchdowns in a career is seven set by four players, while Scarver's five kickoff returns for touchdowns is tied for the ninth-most in NCAA history.

• Scarver's 100-yard kickoff return against Nevada and Colorado State this season is tied for the third-longest in school history and marks the 22nd and 23rd time in Mountain West history that a kickoff has been returned 100 yards.

• Of his five kickoff returns for touchdowns, three have been from 100 yards, while the others were from 99 and 96 yards, respectively.

SCARVER NAMED CONSENSUS ALL-AMERICAN IN 2018

• Utah State junior **Savon Scarver** was named a consensus All-American as a returner/all-purpose player in 2018, joining **Merlin Olsen** (1961) and **Phil Olsen** (1969) as the only consensus All-Americans in school history. Scarver was also just the 16th player in Mountain West history to be named a consensus All-American.

• Scarver also earned the Johnny 'The Jet' Award in 2018 as the nation's most outstanding return specialist as he led the nation in kickoff returns (33.7 ypr) and tied for second in the nation with his two kickoff returns for touchdowns.

UTAH STATE SECOND IN THE NATION WITH THREE SPECIAL TEAMS TOUCHDOWNS

• Utah State has already scored three special teams touchdowns this season with two kickoff returns and one punt return for a touchdown, which ranks as the second-most in the nation behind Southern Mississippi, who has four special teams touchdowns with three kickoff returns and one punt return.

• During the 2018 season, USU had four special teams touchdowns to tie for first in the nation, along with New Mexico State.

DID YOU KNOW?

• Utah State has 47 freshmen, which includes 16 redshirts, on its 2019 roster. Those 47 freshmen represent 43.12 percent of its total roster, which ranks as the 29th-most in the nation.

/// UTAH STATE'S RECORD WHEN... ///

2019	
Overall	4-4
MW	3-1
Non-Conference	1-3
Home	3-1
Away	1-3
Neutral	0-0
Current Streak	L2
Current Home Streak	L1
Current Away Streak	L2
Day Game	0-1
Night Game	4-3
August	0-1
September	3-0
October	1-2
November	0-1
December	0-0
vs. top-25 teams	0-1
vs. non-ranked teams	4-3
vs. FCS (I-AA)	1-0
On natural grass	1-1
On artificial surface	3-3
Scoring first	1-0
Coming-from-behind	3-4
Leading after 1st quarter	3-0
Behind after 1st quarter	0-3
Tied after 1st quarter	1-1
Leading at halftime	4-1
Behind at halftime	0-3
Tied at halftime	0-0
Leading after 3rd quarter	4-0
Behind after 3rd quarter	0-4
Tied after 3rd quarter	0-0
Overtime	0-0
Scoring less than 20 points	0-3
Scoring 20 + points	4-1
Scoring 30 + points	3-1
Allowing 20 points or less	3-0
Allowing 10 points or less	2-0
With 100-yard rusher	3-1
Allowing 100-yard rusher	0-2
With 300-yard passer	0-2
Allowing 300-yard passer	0-2
Outgain opponent	4-1
Total offense + 300 yards	4-2
Allowing + 300 yards offense	2-4
No turnovers	1-1
Less than three turnovers	3-1
Three or more turnovers	1-3
No takeaways	0-0
Three or more takeaways	1-1
Fewer turnovers	1-1
Equal turnovers	2-0
More turnovers	1-3
Control time of possession	2-0
Opponent controls TOP	2-4

/// 2019 NATIONAL POLLS ///

ASSOCIATED PRESS POLL (Nov. 3, 2019)

RK.	SCHOOL	RECORD	PTS.
1.	LSU (17)	8-0	1479
2.	Alabama (21)	8-0	1472
3.	Ohio State (17)	8-0	1467
4.	Clemson (7)	9-0	1406
5.	Penn State	8-0	1306
6.	Georgia	7-1	1196
7.	Oregon	8-1	1180
8.	Utah	8-1	1090
9.	Oklahoma	7-1	1045
10.	Florida	7-2	938
11.	Baylor	8-0	909
12.	Auburn	7-2	901
13.	Minnesota	8-0	831
14.	Michigan	7-2	780
15.	Notre Dame	6-2	571
16.	Wisconsin	6-2	558
17.	Cincinnati	7-1	527
18.	Iowa	6-2	491
19.	Memphis	8-1	448
20.	Kansas State	6-2	364
21.	Boise State	7-1	310
22.	Wake Forest	7-1	296
23.	SMU	8-1	250
24.	San Diego State	7-1	87
25.	Navy	7-1	83

Others receiving votes: UCF 52, Texas 37, Indiana 27, Texas A&M 19, Oklahoma State 11, Louisiana Tech 7, Appalachian State 5, Washington 2, Pittsburgh 2, Iowa State 1, Virginia 1, North Dakota State 1.

COACHES POLL (Nov. 3, 2019)

RK.	SCHOOL	RECORD	PTS.
1.	Alabama (37)	8-0	1591
2.	LSU (11)	8-0	1531
3.	Clemson (9)	9-0	1495
4.	Ohio State (8)	8-0	1492
5.	Penn State	8-0	1361
6.	Georgia	7-1	1263
7.	Oregon	8-1	1236
8.	Oklahoma	7-1	1143
9.	Utah	8-1	1111
10.	Baylor	8-0	980
11.	Florida	7-2	941
12.	Auburn	7-2	914
13.	Minnesota	8-0	880
14.	Michigan	7-2	746
15.	Notre Dame	6-2	660
16.	Wisconsin	6-2	591
17.	Cincinnati	7-1	549
18.	Iowa	6-2	527
19.	Memphis	8-1	418
20.	Wake Forest	7-1	392
21.	Boise State	7-1	388
22.	Kansas State	6-2	265
23.	SMU	8-1	235
24.	San Diego State	7-1	105
25.	Navy	7-1	92

Others receiving votes: Texas 79, Indiana 44, Appalachian State 24, UCF 24, Texas A&M 22, Louisiana Tech 13, Oklahoma State 5, Air Force 4, Virginia 2, Pittsburgh 1, Wyoming 1.

LOVE THIRD-WINNINGEST QUARTERBACK IN SCHOOL HISTORY

• Junior QB **Jordan Love** is 18-9 as Utah State's starting quarterback and is tied with **John Papas** (1966-68) as the third-winningest quarterback in program history. **Tony Adams** (1970-72) ranks first all-time with 22 career wins, followed by **Chuckie Keeton** (2011-15) with 19 wins.

• Love's 27 career starts ranks eighth in the nation among active quarterbacks, trailing North Texas' Mason Fine (45), Colorado's Steven Montez (36), Louisiana Tech's J'Mar Smith (36), Georgia's Jake Fromm (35), Iowa's Nate Stanley (35), Ohio's Nathan Rourke (33) and UL-Monroe's Caleb Evans (30).

• Utah State is averaging 37.6 points in Love's 27 career starts and that scoring average ranks fourth in the nation among active quarterbacks with at least 15 career starts behind Alabama's Tua Tagovailoa (46.6 ppg), Clemson's Trevor Lawrence (44.9 ppg) and Oregon's Justin Herbert (38.2 ppg), and ahead of Georgia's Jake Fromm (36.3 ppg), and among others.

LOVE AMONG TOP 10 QUARTERBACKS IN SCHOOL HISTORY IN FIVE CATEGORIES

• Junior QB **Jordan Love** is 572-of-947 (.604) passing for 7,212 yards with 49 touchdowns and 24 interceptions during his career. In all, Love ranks third all-time in school history in passing yards, completions and attempts, fourth all-time in touchdown passes, and fifth all-time in completion percentage and total offense (7,520 yards).

LOVE SETS FIVE SCHOOL RECORDS IN 2018

• Junior QB **Jordan Love** set five school records in 2018, including 32 touchdown passes (27 by **Chuckie Keeton** in 2012), 3,567 passing yards (3,373 by Keeton in 2012), seven 300-yard passing games (6 by **Anthony Calvillo** in 1993), 234 points responsible for (210 by Keeton in 2012) and being named the Mountain West Offensive Player of the Week five times (four by Keeton in 2012). Love also tied the single-season school record with a pair of 400-yard passing games (**Tony Adams** in 1972 and **Jose Fuentes** in 2000) and tied the single-game school record for touchdown passes with five against both UNLV and San José State, becoming just the fifth quarterback in school history to accomplish the feat.

• Love is the fourth quarterback in school history to throw five touchdown passes in multiple games, along with **Chuckie Keeton**, who did it three times, and **Anthony Calvillo** and **Tony Adams**, who both did it twice. Overall, it is the 10th time in school history that an Aggie quarterback has thrown five touchdown passes in a game.

• On the season, Love was 267-of-417 (.640) passing and ranks second all-time at USU for completions in a single season (Keeton, 275 in 2012), while his completion percentage ranks as the fourth-highest in a single season in school history. Love also had 3,630 yards of total offense in 2018 to rank as the second-most at USU in a single season (Keeton, 3,992 in 2012).

LOVE DIDN'T FINISH MANY GAMES LAST SEASON

• Junior QB **Jordan Love** put up some impressive numbers in 2018 and did so without playing entire games. Of his 13 games played, Love did not play in the fourth quarter in six of those contests (New Mexico State, Tennessee Tech, UNLV, New Mexico, Hawai'i, San José State), and did not play in the entire second half twice (Tennessee Tech and Hawai'i). Furthermore, Love played just one series in the third quarter against New Mexico, meaning he sat on the sidelines for over 11 quarters, which translates to nearly three games missed during the season.

LOVE NAMED MOUNTAIN WEST PLAYER OF THE WEEK FIVE TIMES LAST YEAR

• Junior QB **Jordan Love** was named the Mountain West Offensive Player of the Week five times last year and six times in his career. Those five MW Player of the Week honors are tied with two other players for the third-most in a single season in the 20-year history of the conference.

• Love's five player of the week honors last year are the most by an Aggie in a single season in school history, bettering **Chuckie Keeton**, who was named the Western Athletic Conference Offensive Player of the Week four times during the 2012 campaign. Love's six player of the week honors overall are tied with Keeton for the third-most in school history, trailing **Demario Brown**, who was named the Big West Offensive Player of the Week eight times, and **Brad Bohn**, who was named the Big West Special Teams Player of the Week seven times. In fact, Brown and Bohn rank first and second, respectively, in Big West history for player of the week honors.

• Overall, Utah State won Mountain West Offensive Player of the Week honors six times last season, as Love won the award five times and Thompson won the award once. In all, USU has now won MW Player of the Week accolades 24 times in its six years in the league.

INTERESTING AGGIE NOTABLE

• Utah State is returning its starting quarterback for the eighth-straight season this fall. The last time USU did not return its top signal-caller, statistically, from the previous season was the 2011 campaign.

DID YOU KNOW?

• Utah State only threw six interceptions last season to rank third in the Mountain West and 14th in the nation. Those six interceptions are the fewest by an Aggie team since the 2011 club also threw six.



EBERLE SETS SCHOOL RECORD FOR POINTS SCORED

• Senior PK **Dominik Eberle** set the school record for points scored in his last game against BYU as he has now scored 310 career points. The previous record was 308 points set by **Robert Turbin** (2007-09, '11).

• Eberle is 54-of-70 on field goals in his career and his 77.1 conversion percentage ranks second all-time in school history. **Russ Moody** (1988-89) holds the school record at 84.6, as he was 22-of-26 all-time on field goal attempts.

• Eberle ranks second all-time in school history in field goals made (54) and attempted (70). **Brad Bohn** (1997-2000) was 59-of-89 on field goals in his career, to rank first all-time in school history in both categories.

• Eberle is 1-of-1 in his career from 10-19 yards, 20-of-23 in his career from 20-29 yards, 15-of-17 in his career from 30-39 yards, 14-of-23 in his career from 40-49 yards, and 4-of-6 in his career from 50+ yards. His three 51-yard field goals against New Mexico State (9/8/18) were season longs and tied for the 18th-longest in school history. In fact, Eberle is the only kicker in school history to have four or more 50-yard field goals in a career as he made a career-long 52-yarder last year.

**EBERLE NAMED MOUNTAIN WEST SPECIAL TEAMS PLAYER OF THE WEEK**

• Senior PK **Dominik Eberle** was named the Mountain West Special Teams Player of the Week following his performance in Utah State's 23-17 Mountain West road win at San Diego State on Sept. 21, 2019. Eberle scored a season-high 11 points in the game as he was 3-of-4 on field goal attempts and 2-for-2 on extra points. Eberle converted field goals from 30, 29 and 32 yards, before missing from 42 yards.

• For Eberle, it is the third time in his career he has been named the Mountain West Special Teams Player of the Week as he won the award twice during the 2018 season.

EBERLE SETS SCHOOL RECORD FOR CONSECUTIVE EXTRA POINTS MADE

• Senior PK **Dominik Eberle** is a perfect 148-for-148 on extra points in his career, which is a school record. The previous record for consecutive PATs made was 64 by **Willie Beecher** (1981-84). Overall, Eberle is one of just three kickers in school history with a minimum of 30 PATs made to have never missed an extra point, joining Beecher, who was 64-of-64 all-time on extra points, and **Russ Moody** (1988-89), who was 44-of-44 all-time on extra points. Overall, Eberle ranks first all-time in school history in extra points made and tied for first in attempts with **Nick Diaz** (2010-14).

• Eberle also set the single-season school record for extra points made and attempted last year as he was 75-for-75.

• Eberle is one of just seven kickers in school history to not miss an extra point for an entire season, joining **Nick Diaz** (2012), **Peter Caldwell** (2010, 2007), **Doug Beach** (1990), **Willie Beecher** (1982), **Tom Mayes** (1975) and **Steve Steinke** (1978).

EBERLE SETS SINGLE-SEASON SCHOOL RECORD FOR POINTS SCORED

• Senior PK **Dominik Eberle** scored 141 points last season with 75 extra points and 22 field goals, which is a single-season school record. The previous record of 138 points was set by **Robert Turbin** in 2011. Eberle also averaged 10.8 points per game last season to set the school record that was held by **Jack Hill**, who averaged 10.5 points per game in 1956.

• Eberle was 22-of-28 (.786) on field goal attempts last season, ranking second in made field goals and tied for first in field goal attempts for a single season with **Brad Bohn** (1998), while his conversion percentage was eighth. Bohn was 24-of-28 on field goal attempts in 1998 to set the single-season record for made field goals, while **Russ Moody** made 86.7 percent of his field goals in 1988 to set the single-season record in that category.

EBERLE TIES TWO NCAA RECORDS

• Senior PK **Dominik Eberle** tied two NCAA records in Utah State's 60-13 home win against New Mexico State last year. First, Eberle tied the NCAA record for points scored in a game by a kicker with 24, a record that was set by Western Michigan's Mike Prindle in 1984. Eberle also tied an NCAA record with his three 51-yard field goals, becoming just the sixth player ever to kick three 50-plus yard field goals in a game.

• Eberle also set school and Mountain West records with his six made field goals, while his six field goal attempts tied his own school record that was set in 2017. In all, Eberle made field goals from 44, 32, 51, 21, 51 and 51 yards, as those six made field goals are tied for the third-most in a single-game in NCAA history.

EBERLE TOP THREE IN THE NATION IN KICKOFFS AND TOUCHBACKS

• Senior PK **Dominik Eberle** kicked off 108 times last season (62.8 yards per kickoff) with 69 touchbacks. On the season, he was third nationally in both kickoffs and touchbacks.

DID YOU KNOW?

• Utah State has made 163 straight extra points to rank as the second-longest active streak in the nation, trailing only Georgia (276). The last time USU missed an extra point was against San Diego State on Oct. 28, 2016.

/// 2019 PRESEASON HONORS ///**Gerold Bright, Sr., RB**

- Athlon Sports First-Team All-Mountain West (AP)
- Phil Steele's Second-Team All-Mountain West (RB)

Dominik Eberle, Sr., PK

- Lou Groza Award Watch List
- Allstate AFCA Good Works Team Nominee
- Wuerffel Trophy Watch List
- Athlon Sports Fourth-Team All-American
- Athlon Sports Second-Team All-Mountain West
- Phil Steele's Second-Team All-Mountain West

Alfred Edwards, So., OL

- Athlon Sports Second-Team All-Mountain West
- Phil Steele's Fourth-Team All-Mountain West

Tipa Galeai, Sr., DE

- Bednarik Award Watch List
- Polynesian Player of the Year Watch List
- Athlon Sports First-Team All-Mountain West
- Phil Steele's First-Team All-Mountain West
- All-Mountain West Preseason Team

Fua Leilua, Sr., DT

- Polynesian Player of the Year Watch List
- Athlon Sports Fourth-Team All-Mountain West
- Phil Steele's Fourth-Team All-Mountain West

Jordan Love, Jr., QB

- Manning Award Watch List
- Johnny Unitas Golden Arm Award Watch List
- Walter Camp Player of the Year Watch List
- Maxwell Award Watch List
- Davey O'Brien Award Watch List
- CFPA Performer of the Year Watch List
- Athlon Sports First-Team All-Mountain West
- Phil Steele's First-Team All-Mountain West
- Mountain West Preseason Offensive Player of the Year

Jordan Nathan, Jr., WR/PR

- Athlon Sports First-Team All-Mountain West (PR)
- Athlon Sports Third-Team All-Mountain West (AP)
- Phil Steele's First-Team All-Mountain West (PR)
- Phil Steele's Fourth-Team All-Mountain West (WR)

Brandon Pada, Jr., LS

- Phil Steele's Fourth-Team All-Mountain West

Savon Scarver, Jr., KR

- CBSSports.com All-American Team
- Phil Steele's First-Team All-American
- Athlon Sports Second-Team All-American
- Sporting News Second-Team All-American
- Athlon Sports First-Team All-Mountain West
- Phil Steele's First-Team All-Mountain West
- All-Mountain West Preseason Team
- CFAY Group of 5 Starting Lineup

Christopher Unga, Sr., DT

- Polynesian Player of the Year Watch List
- Phil Steele's Second-Team All-Mountain West
- Athlon Sports Third-Team All-Mountain West

DJ Williams, Sr., CB

- Paycom Jim Thorpe Award Watch List
- Athlon Sports First-Team All-Mountain West
- Phil Steele's First-Team All-Mountain West
- All-Mountain West Preseason Team

David Woodward, Jr., LB

- The Athletic Second-Team All-American
- Athlon Sports Third-Team All-American
- Phil Steele's Fourth-Team All-American
- CFAY Group of 5 Starting Lineup
- Bednarik Award Watch List
- Bronko Nagurski Award Watch List
- Lott IMPACT Trophy Watch List
- Athlon Sports First-Team All-Mountain West
- Phil Steele's First-Team All-Mountain West
- All-Mountain West Preseason Team

/// WHAT'S BACK IN 2019 ///

OFFENSE	STAT	RETURN	PCT.
• Pass Att.	465	465	100.0
• Pass Comp.	303	303	100.0
• Pass Yds.	3,825	3,825	100.0
• Pass TDs	32	32	100.0
• Receptions	303	87	28.7
• Rec. Yds.	3,825	969	25.3
• Rec. TDs	32	9	28.1
• Rush Att.	480	208	43.3
• Rush Yds.	2,641	1,177	44.6
• Rush TDs	37	18	48.6
• Total Offense	6,466	5,002	77.4
• Total TDs	79	32	40.5

DEFENSE	STAT	RETURN	PCT.
• Tackles	1,017	570	56.0
• Tackles for Loss	95.0	64.0	67.4
• Sacks	32.0	25.5	79.7
• QB Hurries	38	26	68.4
• Interceptions	22	11	50.0
• Pass Breakups	53	34	64.2
• Forced Fumbles	11	9	81.8
• Fumble Recoveries	10	2	20.0
• Blocks	4	3	75.0

• Utah State returns nine of its 22 starters from 2018, with two on offense and seven on defense. In addition, the Aggies return two of their specialists from last season with one long snapper and one kicker. USU also returns 31 letterwinners from a year ago, with 13 on offense, 16 on defense and two specialists.

/// ROCKY MOUNTAIN HIGH ///

• There are nine Division I schools that are located in cities with an elevation of at least 4,000 feet above sea level and Utah State ranks sixth on the list with an elevation of 4,710 feet. USU is the fifth-highest Mountain West school. During the 2019 season, the Aggies will play at two other locations on the list (Air Force, New Mexico), giving USU neight games this season at 4,000 feet above sea level.

School	Elevation
1. Wyoming	7,220
2. Air Force	6,620
3. Colorado	5,360
4. Colorado State	5,190
5. New Mexico	5,100
6. UTAH STATE	4,710
7. BYU	4,630
8. Nevada	4,610
9. Utah	4,357



WHAT'S RETURNING IN 2019

• Utah State returns nine starters (O-2, D-7) as part of 31 letterwinners (O-13, D-16, S-2), including two All-Americans and eight players that earned various all-Mountain West honors, from last year's team that ended the 2018 season ranked 21st in the final Amway Coaches poll and 22nd in the final *Associated Press* poll as it tied the school record for wins and best record with an 11-2 mark following its 52-13 win against North Texas in the New Mexico Bowl. USU also tied for first place in the Mountain Division of the Mountain West with a 7-1 record.

• Highlighting Utah State's returners in 2019 are two players who earned All-America honors a season ago in junior WR **Savon Scarver** and junior LB **David Woodward**. Scarver, who is just the third consensus All-American in school history, was named a first-team All-American from the Walter Camp Football Foundation, the Football Writers Association of America and *Phil Steele's Magazine*, and earned second-team All-American honors from the American Football Coaches Association as a kick returner, while Woodward was named a first-team All-American by ProFootballFocus.com and a third-team All-American by *The Associated Press*. Six other returning Aggies earned various all-Mountain West honors a year ago as senior DE **Tipa Galeai** and junior QB **Jordan Love** were both named to the second team, while senior PK **Dominik Eb-erle**, senior DT **Fua Leilua**, senior DT **Christopher 'Unga** and senior CB **DJ Williams** all garnered honorable mention honors. Additionally, Utah State returns three other starters in senior DT **Devon Anderson**, junior S **Shaq Bond** and sophomore OL **Alfred Edwards**.

WHAT UTAH STATE MUST REPLACE FROM 2018

• Utah State must replace 11 starters, including 10 players who earned various all-Mountain West honors in 2018, including OL **Quin Ficklin**, who earned first-team honors and OL **Roman Andrus**, S **Jontrell Rocquemore** and RB **Darwin Thompson**, who were all named to the second team, while DE **Adewale Adeoye**, OL **Rob Castaneda**, S **Gaje Ferguson**, TE **Dax Raymond**, WR **Ron'quavion Tarver** and OL **Sean Taylor** were all named to the honorable mention team. USU also must replace LB **Chase Christiansen** to graduation.

FINAL NOTES FROM 2018 SEASON

• Utah State's 11 wins and 11-2 record tied the 2012 team for the most wins and best record in school history, while its seven conference wins tied the 2013 team for the most league wins ever. Overall, it is just the third time that USU has won 10 or more games, along with the 2014 team that posted a 10-4 record.

• Utah State concluded the 2018 season ranked 21st in the Amway Coaches poll and 22nd in *The Associated Press* (AP) poll. For USU, it is just the fourth time in school history that it has ended a season nationally ranked, joining the 1961 team that finished its season 10th in the final AP and United Press International (UPI) polls, the 1972 team that ended its year 19th in the final UPI poll, and the 2012 team that finished its year 16th in the AP poll, 17th in the coaches poll and 22nd in the BCS standings.

• Utah State won its fifth bowl game in 13 appearances with its 52-13 victory against North Texas in the 2018 New Mexico Bowl, which was its seventh bowl game in the last eight seasons. USU's other bowl wins are its 42-33 victory against Ball State in the 1993 Las Vegas Bowl II, its 41-15 win against Toledo in the 2012 Famous Idaho Potato Bowl, its 21-14 win against No. 24 Northern Illinois in the 2013 San Diego County Credit Union Poinsettia Bowl, and its 21-6 win against UTEP in the 2014 Gildan New Mexico Bowl.

• Utah State's average margin of victory last year was 25.3 points (618-289), which was the third-highest in the nation behind Clemson at 31.2 points (664-197) and Alabama at 27.5 points (684-271).

• Utah State was one of just 14 teams in the nation with at least 11 wins last season, joining Alabama (15), Clemson (14), Ohio State (13), Fresno State (12), Oklahoma (12), Notre Dame (12), UCF (12), Appalachian State (11), Army (11), Cincinnati (11), Georgia (11), UAB (11) and Washington State (11).

• Utah State scored 618 points in 13 games during the 2018 season to set the Mountain West record, which was previously held by BYU, which scored 608 points in 14 games in 2001.

• Utah State's 10-1 start to the 2018 season was its best in school history, topping Merlin Olsen's 1961 team that finished with a 9-1-1 record. USU also won 10 straight games for the first time in school history last year, topping Olsen's 1960 team that won its first nine games.

• Utah State finished the 2018 season ranking among the top 20 teams in the nation in 24 statistical categories and led the nation in five of those, including scoring drives under one minute (29), turnovers forced (32), passes intercepted (22), kickoff returns (30.30 yards per return) and three-and-outs forced (5.69 per game). USU was also second in the nation in scoring (47.5 points per game) and non-offensive touchdowns (10), third in average margin of victory (25.3 points per game), turnover margin (+1.08) and defensive touchdowns (6), and fourth in sacks allowed with 10 (0.77 per game).

• Utah State set 36 school records and tied six others during the 2018 season.



AGGIES CURRENTLY IN THE NFL

• Utah State currently has 13 players on NFL rosters and has had 12 players drafted into the NFL in the past nine years. Former Aggies currently in the NFL include SS **Maurice Alexander** (Buffalo Bills), CB **Jalen Davis** (Arizona Cardinals), LB **Kyler Fackrell** (Green Bay Packers), OG **Tyler Larsen** (Carolina Panthers), CB **Nevin Lawson** (Oakland Raiders), SS **Dallin Leavitt** (Oakland Raiders), RB **Devante Mays** (Jacksonville Jaguars), OT **Donald Penn** (Washington Redskins), TE **Dax Raymond** (Chicago Bears), LS **Patrick Scales** (Chicago Bears), RB **Darwin Thompson** (Kansas City Chiefs), LB **Nick Vigil** (Cincinnati Bengals) and LB **Bobby Wagner** (Seattle Seahawks).

AGGIES WHO HAVE SERVED LDS CHURCH MISSIONS

• Utah State has 18 players on its 2019 roster who have served two-year LDS Church Missions in senior DE **Braden Harris**, senior DE **Jacoby Wildman**, redshirt junior OL **Mohelika Uasike**, junior DT **Caden Andersen**, junior WR **Taylor Compton**, junior DT **Ritisoni Fata**, junior TE **Logan Lee**, junior TE **Moses Manu**, junior RB **Chase Nelson**, sophomore RB **Sione Fehoko**, sophomore LB **Daniel Langi**, sophomore OL **Wade Meacham**, redshirt freshman LB **Dustin Mathews**, redshirt freshman TE **Bryce Mortenson**, freshman DT **Josh Bowcut**, freshman OL **Sione Lasike**, freshman OL **Logan Wood** and freshman WR **Kyle Van Leeuwen**.

AGGIES WHO ARE MARRIED

• Utah State has seven players on its 2019 roster who are married in senior DE **Dalton Baker**, senior DE **Braden Harris**, senior DT **Fua Leilua**, senior DE **Jacoby Wildman**, redshirt junior OL **Mohelika Uasike**, junior WR **Derek Wright** and sophomore LB **Daniel Langi**.

POSITION CHANGES AND NUMBER CHANGES

• Utah State had a number of players change positions and/or numbers from last season. Senior RB **Gerold Bright** has changed from No. 8 to No. 1. Bright began his career at No. 25 and was also a wide receiver to begin his collegiate career before moving to running back late in his sophomore season. Redshirt junior **Mohelika Uasike** changed positions from the defensive line to the offensive line and has changed from No. 99 to No. 66. Junior S **Shaq Bond** has changed from No. 25 to No. 4. Junior S **Braxton Gunther** has changed from No. 32 to No. 8. Junior **Logan Lee** changed positions from defensive end to tight end. Junior **Chase Nelson** changed positions from safety to running back. Junior WR **Savon Scarver** has changed from No. 81 to No. 11. Sophomore CB **Andre Grayson** has changed from No. 30 to No. 21. Sophomore CB **Jarrold Green** has changed from No. 37 to No. 25. Sophomore WR **Deven Thompkins** has changed from No. 19 to No. 13. And, redshirt freshman **Sam Lockett** changed positions from wide receiver to safety.

COACHING CHANGES AND HOLDOVERS

• Utah State's coaching staff this fall has a mixture of coaches who are new to the program and returning to the program for a second stint, along with holdovers from the previous staff. Head coach **Gary Andersen** is on his second tour-of-duty with the Aggies and enters his fifth season overall in charge of the program. Assistant head coach and tight ends coach **Frank Maile** is a holdover from the previous staff and is entering his ninth season with the program. Maile also played at USU (2004-07) and graduated from Utah State in 2007. Special teams coordinator and running backs coach **Stacy Collins** is also a holdover from the previous staff and is entering his fourth season with the program. Offensive line coach **TJ Woods** is also on his second tour-of-duty with the program and enters his fifth season overall as he also coached at USU from 2009-12. Defensive ends coach **Bojay Filimoeatu** is in his first year coaching at USU, but was a two-year letterwinner for the Aggies (2011-12) under Andersen and graduated from USU in 2012.

UTAH STATE BOWL HISTORY

• Utah State has a 5-8 bowl record all-time as it lost to San José State, 20-0, in the 1946 Raisin Bowl (Fresno, Calif.); lost to Pacific, 35-21, in the 1947 Grape Bowl (Lodi, Calif.); lost to New Mexico State, 20-13, in the 1960 Sun Bowl (El Paso, Texas); lost to Baylor, 24-9, in the 1961 Gotham Bowl (New York City); defeated Ball State, 42-33, in the 1993 Las Vegas Bowl II; lost to Cincinnati, 35-19, in the 1997 Humanitarian Bowl; lost to Ohio, 24-23, in the 2011 Famous Idaho Potato Bowl; defeated Toledo, 41-15, in the 2012 Famous Idaho Potato Bowl; defeated No. 24 Northern Illinois, 21-14, in the 2013 San Diego County Credit Union Poinsettia Bowl; defeated UTEP, 21-6, in the 2014 Gildan New Mexico Bowl; lost to Akron, 23-21, in the 2015 Famous Idaho Potato Bowl; lost to New Mexico State, 26-20 in overtime, in the 2017 NOVA Home Loans Arizona Bowl; and defeated North Texas, 52-13, in the 2018 New Mexico Bowl.

ACADEMICALLY SPEAKING

- Utah State earned the 2018 American Football Coaches Association (AFCA) Academic Achievement Award, which is presented by the Touchdown Club of Memphis.
- Utah State's football team has a Graduation Success Rate (GSR) of 92 percent to rank first in the Mountain West. The Aggies also rank first among the other football programs in the Beehive State.
- Over the past nine seasons, USU has had 184 players earn academic all-league honors and 181 players have graduated from Utah State.
- Utah State has six players on its current roster that have already earned their bachelor's degree in senior DE **Jacoby Wildman** (sociology), and five graduate transfers in CB **Terin Adams** (liberal arts - Arizona State), RB **Riley Burt** (exercise and wellness - BYU), DE **Nick Heninger** (business - Utah), WR **Siaosi Mariner** (sociology - Utah) and TE **Caleb Repp** (sociology - Utah).

AGGIES IN THE NFL

Maurice Alexander (S)	Buffalo Bills
Jalen Davis (CB)	Arizona Cardinals
Kyler Fackrell (LB)	Green Bay Packers
Tyler Larsen (OG)	Carolina Panthers
Nevin Lawson (CB)	Oakland Raiders
Dallin Leavitt (S)	Oakland Raiders
Devante Mays (RB)	Jacksonville Jaguars
Donald Penn (OT)	Washington Redskins
Dax Raymond (TE)	Chicago Bears
Patrick Scales (LS)	Chicago Bears
Darwin Thompson (RB)	Kansas City Chiefs
Nick Vigil (LB)	Cincinnati Bengals
Bobby Wagner (LB)	Seattle Seahawks

AGGIES IN THE NFL DRAFT

2011 NFL DRAFT	
Curtis Marsh, Philadelphia	3rd Round
2012 NFL DRAFT	
Bobby Wagner, Seattle	2nd Round
Robert Turbin, Seattle	4th Round
Michael Smith, Tampa Bay	7th Round
2013 NFL DRAFT	
Will Davis, Miami	3rd Round
Kerwynn Williams, Indianapolis	7th Round
2014 NFL DRAFT	
Maurice Alexander, St. Louis	4th Round
Nevin Lawson, Detroit	4th Round
2016 NFL DRAFT	
Nick Vigil, Cincinnati	3rd Round
Kyler Fackrell, Green Bay	3rd Round
2017 NFL DRAFT	
Devante Mays, Green Bay	7th Round
2019 NFL DRAFT	
Darwin Thompson, Kansas City	6th Round





UTAH STATE CAREER RECORDS LIST

/// PASSING ///

Passing Yardage	Years	Yds.
1. Jose Fuentes	1999-2002	9,168
2. Chuckie Keeton	2011-15	7,393
3. Jordan Love	2017-pres.	7,212
4. Diondre Borel	2007-10	6,698
5. Tony Adams	1970-72	6,226
6. Kent Myers	2014-17	6,126
7. Brent Snyder	1987-88	6,105
8. Eric Hipple	1976-79	6,073
9. Anthony Calvillo	1992-93	5,642
10. Matt Sauk	1996-97	5,385

Passing Completions	Years	No.
1. Jose Fuentes	1999-2002	704
2. Chuckie Keeton	2011-15	672
3. Jordan Love	2017-pres.	572
4. Kent Myers	2014-17	534
5. Diondre Borel	2007-10	517
6. Brent Snyder	1987-88	472
7. Eric Hipple	1976-79	459
8. Tony Adams	1970-72	456
9. Anthony Calvillo	1992-93	448
10. Travis Cox	2001-04	423

Touchdown Passes	Years	TD
1. Chuckie Keeton	2011-15	62
2. Jose Fuentes	1998-2002	60
3. Tony Adams	1970-72	52
4. Jordan Love	2017-pres.	49
5. Kent Myers	2014-17	39
6. Brent Snyder	1987-88	39
7. Diondre Borel	2007-10	36
8. Anthony Calvillo	1992-93	35
9. Eric Hipple	1976-79	34
10. Ron Lopez	1990-91	31

Passing Attempts	Years	Att.
1. Jose Fuentes	1999-2002	1,270
2. Chuckie Keeton	2011-15	1,068
3. Jordan Love	2017-pres.	947
4. Diondre Borel	2007-10	922
5. Kent Myers	2014-17	876
6. Brent Snyder	1987-88	874
7. Tony Adams	1970-72	867
8. Eric Hipple	1976-79	850
9. Anthony Calvillo	1992-93	829
10. Travis Cox	2001-04	738

Completion Pct.	Years	Pct.
(Minimum 150 Completions)		
1. Darell Garretson	2013-14	.631
2. Chuckie Keeton	2011-15	.629
3. Kent Myers	2014-17	.610
4. Keith Myers	1976-77	.607
5. Jordan Love	2017-pres.	.604
6. Leon Jackson III	2004-07	.582
7. Travis Cox	2001-04	.573
8. Diondre Borel	2007-10	.561
9. Patrick Mullins	1995-96	.555
10. Jose Fuentes	1998-2002	.554

/// TOTAL OFFENSE ///

Total Offense	Years	Yds.
1. Chuckie Keeton	2011-15	8,808
2. Jose Fuentes	1999-2002	8,791
3. Diondre Borel	2007-10	8,096
4. Kent Myers	2014-17	7,532
5. Jordan Love	2017-pres.	7,520
6. Tony Adams	1970-72	6,587
7. Eric Hipple	1976-79	6,121
8. Brent Snyder	1987-88	5,928
9. Anthony Calvillo	1992-93	5,838
10. Matt Sauk	1996-97	5,466

/// KICKING ///

Field Goals Made	Years	No.
1. Brad Bohn	1997-2000	59
2. Dominik Eberle	2016-pres.	54
3. Nick Diaz	2010-14	39
4. Micah Knorr	1993-96	39
5. Steve Steinke	1977-80	38
6. Willie Beecher	1981-84	36
7. Dene Garner	1985-87	35
8. Peter Caldwell	2007-10	33
9. Al Knapp	1973-74	26
10. Dane Kidman	1999-02	22
Doug Beach	1990-92	22
Russ Moody	1988-89	22

Field Goals Att.	Years	Att.
1. Brad Bohn	1997-2000	89
2. Dominik Eberle	2016-pres.	70
3. Micah Knorr	1993-96	62
4. Steve Steinke	1977-80	60
5. Willie Beecher	1981-84	54
6. Nick Diaz	2010-14	53
7. Dene Garner	1985-87	53
8. Peter Caldwell	2007-10	48
9. Al Knapp	1973-74	42
10. Michael Doyle	1970-72	34

Field Goal Pct.	Years	Pct.
(Minimum 20 Attempts)		
1. Russ Moody	1988-89	.846
2. Dominik Eberle	2016-pres.	.771
3. Doug Beach	1990-92	.759
4. Nick Diaz	2010-14	.736
5. Dane Kidman	1999-2002	.710
6. Brock Warren	2012-16	.708
7. Nathan Morreale	1993-94	.704
8. Peter Caldwell	2007-10	.688
9. Willie Beecher	1981-84	.667
10. Brad Bohn	1997-2000	.663

Extra Points Made	Years	PATs
1. Dominik Eberle	2016-pres.	148
2. Nick Diaz	2010-14	136
3. Brad Bohn	1997-2000	107
4. Steve Steinke	1977-80	90
5. Peter Caldwell	2007-10	85
6. Micah Knorr	1993-96	80
7. Brock Warren	2012-16	79
8. Josh Thompson	2011-13	70
9. Dane Kidman	1999-2002	68
10. Willie Beecher	1981-84	64

Extra Points Att.	Years	Attempts
1. Dominik Eberle	2016-pres.	148
2. Nick Diaz	2010-2014	140
3. Brad Bohn	1997-2000	119
4. Steve Steinke	1977-80	95
5. Peter Caldwell	2007-10	86
6. Brock Warren	2012-16	84
7. Micah Knorr	1993-96	84
8. Dane Kidman	1999-2002	74
9. Josh Thompson	2011-13	72
10. Chris Pella	1963-64	67

PAT Percentage	Years	Pct.
(Minimum 30 Made)		
1. Dominik Eberle	2016-pres.	1.000
Russ Moody	1988-89	1.000
Willie Beecher	1981-84	1.000
4. Peter Caldwell	2007-10	.988
5. Josh Thompson	2011-13	.972
6. Nick Diaz	2010-14	.971
Nathan Morreale	1993-94	.971
8. Dene Garner	1985-87	.960
9. Steve Steinke	1977-80	.947
10. Brock Warren	2012-16	.940

/// SCORING ///

Points Scored	Years	Pts.
1. Dominik Eberle	2016-pres.	310
2. Robert Turbin	2007-09, 11	308
3. Brad Bohn	1997-2000	284
4. Nick Diaz	2010-14	253
5. Tom Larscheid	1959-61	248
6. Abu Wilson	1992, 94-96	246
7. Demario Brown	1996-99	234
8. Steve Steinke	1977-80	204
9. Micah Knorr	1993-96	197
10. Emmett White	1998-01	194

/// RUSHING ///

Rushing Average	Years	Avg.
(Minimum 150 Attempts)		
1. Michael Smith	2009-11	7.1
2. Tom Larscheid	1959-61	7.0
3. MacArthur Lane	1965-67	6.9
4. Darwin Thompson	2018	6.8
Roy Shivers	1964-65	6.8
6. Kerwynn Williams	2009-12	6.6
7. Buddy Allen	1958-59	6.4
8. Gerold Bright	2016-pres.	6.2
9. Devante Mays	2015-16	6.1
10. Robert Turbin	2007-09, 11	5.9

Rushing Touchdowns	Years	TD
1. Robert Turbin	2007-09, 11	40
Abu Wilson	1992, 94-96	40
3. Demario Brown	1996-99	37
4. Tom Larscheid	1959-61	29
5. Emmett White	1998-01	27
6. Rick Parros	1976-79	26
7. Kerwynn Williams	2009-12	22
8. Louie Giammona	1973-75	21
9. Kent Myers	2014-17	19
10. Gerold Bright	2016-pres.	18
LaJuan Hunt	2014-17	18
Roy Shivers	1964-65	18

/// RETURNS ///

Kickoff Returns	Years	Avg.
(Minimum 25 returns)		
1. Overton Curtis	1957-58	31.0
2. Savon Scarver	2017-pres.	30.2
3. Altie Taylor	1966-68	29.3
4. Dexter Pointer	1990	25.6
5. Kevin Robinson	2004-07	25.2
6. Kerwynn Williams	2009-12	25.1
7. Jerome Dennis	2001-04	24.9
8. Chuck Jacobs	2011-12	24.3
9. Kennedy Williams	2013-16	24.2
10. Floyd Foreman	1990-91	24.1

Punt Returns	Years	Avg.
(Minimum 25 returns)		
1. Tom Larscheid	1959-61	18.8
2. Kevin Robinson	2004-07	14.1
3. JoJo Natson	2012-2014	11.5
4. Emmett White	1999-01	10.5
John Strycula	1970-71	10.5
6. Fred Fernandes	1981-83	9.7
7. Kendal Smith	1986-88	9.3
Stacy Colbert	1979-80	9.3
9. Cameron Webb	2011-12	8.8
10. Jordan Nathan	2017-pres.	8.5





◀ **NAVY BLUE
HELMET / NAVY
BLUE JERSEY /
NAVY BLUE
PANTS**

Games: 18
Wins: 14
Losses: 4

2012: vs. Southern Utah (W), vs. Idaho (W)
2013: vs. Weber St. (W), vs. Wyoming (W)
2014: vs. Idaho St. (W), vs. San José St. (W)
2015: vs. Southern Utah (W), vs. BYU (L)
2016: vs. Weber St. (W), vs. SDSU (L), UNM (L)
2017: vs. Idaho St. (W), vs. Hawai'i (W), vs. NMSU (L)
2018: vs. New Mexico St. (W), vs. San José St. (W)
2019: vs. Stony Brook (W), vs. Nevada (W)



◀ **WHITE
HELMET /
WHITE JERSEY /
WHITE PANTS**

Games: 13
Wins: 7
Losses: 6

2012: vs. UNLV (W)
2013: vs. Boise St. (L)
2014: vs. Wake Forest (W), at Boise St. (L)
2015: vs. Colorado St. (W)
2016: vs. Arkansas St. (W), at BYU (L)
2017: vs. BYU (W), at Air Force (L)
2018: vs. Air Force (W), at Hawai'i (W)
2019: at Wake Forest (L), at LSU (L)



◀ **NAVY BLUE
HELMET / NAVY
BLUE JERSEY /
WHITE
PANTS**

Games: 8
Wins: 6
Losses: 2

2012: New Mexico St. (W)
2013: vs. Hawai'i (W)
2014: vs. UNLV (W)
2015: vs. Boise St. (W)
2016: vs. Fresno St. (W)
2017: vs. Boise St. (L)
2018: vs. New Mexico (W)
2019: at Air Force (L)



◀ **NAVY BLUE
HELMET / NAVY
BLUE JERSEY /
PEWTER PANTS**

Games: 8
Wins: 5
Losses: 3

2012: vs. Utah (W); vs. Toledo (W)
2013: vs. BYU (L)
2014: vs. Air Force (W)
2015: vs. Wyoming (W)
2016: vs. Air Force (L)
2017: vs. Colorado St. (L)
2018: vs. Tennessee Tech (W)



◀ **NAVY BLUE
HELMET / WHITE
JERSEY / NAVY
BLUE PANTS**

Games: 8
Wins: 3
Losses: 5

2012: at BYU (L)
2013: at San José St. (W), vs. No. Illinois (W)
2014: at Wyoming (W)
2015: at New Mexico (L)
2016: at Wyoming (L)
2017: at Wake Forest (L)
2018: at Michigan St. (L)



◀ **WHITE
HELMET / NAVY
BLUE JERSEY /
WHITE PANTS**

Games: 7
Wins: 6
Losses: 1

2012: Texas St. (W)
2013: vs. Colorado St. (W)
2014: vs. New Mexico (W)
2015: vs. Nevada (W), vs. vs. Akron (L)
2018: vs. UNLV (W)
2019: vs. Colorado St. (W)



◀ **NAVY BLUE
HELMET / WHITE
JERSEY /
PEWTER PANTS**

Games: 7
Wins: 5
Losses: 2

2013: at Air Force (W), at UNLV (W)
2014: at Arkansas St. (L)
2015: at Air Force (L)
2017: at San José St. (W), at New Mexico (W)
2018: at Wyoming (W)



◀ **WHITE
HELMET /
PEWTER
JERSEY /
PEWTER PANTS**

Games: 6
Wins: 4
Losses: 2

2013: at New Mexico (W)
2014: at Hawai'i (W)
2015: at Fresno St. (W)
2016: at Colorado St. (L), at Nevada (L)
2017: at UNLV (W)
2019: at San Diego State (W)



◀ **NAVY BLUE
HELMET /
PEWTER
JERSEY /
NAVY BLUE
PANTS**

Games: 5
Wins: 2
Losses: 3

2012: at Wisconsin (L)
2014: at BYU (W), vs. UTEP (W)
2015: at Utah (L)
2016: at Boise St. (L)



◀ **NAVY BLUE
HELMET /
WHITE JERSEY /
WHITE PANTS**

Games: 4
Wins: 3
Losses: 1

2012: at UTSA (W)
2014: at Tennessee (L)
2018: at BYU (W), vs. North Texas (W)



◀ **NAVY BLUE
HELMET /
PEWTER
JERSEY /
PEWTER PANTS**

Games: 4
Wins: 2
Losses: 2

2012: at Colorado St. (W), at Louisiana Tech (W)
2013: at Utah (L), at Fresno St. (L)



◀ **WHITE
HELMET /
WHITE JERSEY /
BLUE PANTS**

Games: 4
Wins: 0
Losses: 4

2014: at Colorado St. (L)
2015: at San Diego St. (L)
2017: at Wisconsin (L)
2018: at Boise St. (L)



◀ **WHITE
HELMET /
WHITE JERSEY /
PEWTER PANTS**

Games: 3
Wins: 1
Losses: 2

2015: at Washington (L)
2016: at USC (L)
2018: at Colorado St. (W)



◀ **WHITE
HELMET /
PEWTER
JERSEY / WHITE
PANTS**

Games: 2
Wins: 1
Losses: 1

2012: at San José State (W)
2013: at USC (L)



◀ **BLACK
HELMET /
BLACK JERSEY /
BLACK
PANTS**

Games: 1
Wins: 0
Losses: 1

2019: vs. BYU (L)



◀ **WHITE
HELMET / NAVY
BLUE JERSEY /
NAVY BLUE
PANTS**

Games: 1
Wins: 0
Losses: 1

2017: vs. Wyoming (L)



GARY ANDERSEN

- **Utah, 1986**
- **10th Season as Division I Head Coach (56-56 Record)**
- **Fifth Season at Utah State (30-28 Record)**



/// THE ANDERSEN FILE ///

COACHING EXPERIENCE

2019	Utah State – Head Coach/DT
2018	Utah – Associate Head Coach/DL
2015-17	Oregon State – Head Coach
2013-14	Wisconsin – Head Coach
2009-12	Utah State – Head Coach
2005-08	Utah – Asst. HC/Def. Coordinator/DL
2004	Utah – Defensive Line
2003	Southern Utah – Head Coach
2002	Utah – Asst. HC/ST Coordinator/DL
2001	Utah – Assistant Head Coach/DT
1997-00	Utah – Defensive Tackles
1995-96	Northern Arizona – Asst. HC/DL/ST
1994	Park City (Utah) HS – Head Coach
1992-93	Idaho State – Defensive Line
1989-91	Ricks College – Offensive Line
1988	Southeastern Louisiana – Asst. HC/OC

BOWL GAMES (12)

Wisconsin (2) - 2014 Outback; 2013 Capital One
Utah State (2) - 2012 & 2011 Famous Idaho Potato
Utah (8) - 2018 Holiday; 2008 Sugar; 2007 Poinsettia;
2006 Armed Forces; 2005 Emerald; 2004 Fiesta; 2001
& 1999 Las Vegas

CONFERENCE/DIVISION CHAMPIONSHIPS (2)

Wisconsin (1) - Big Ten West, 2014
Utah State (1) - WAC, 2012

COACH OF THE YEAR HONORS

Wisconsin - Maxwell Coach of the Year Semifinalist,
2013; George Munger Coach of the Year Semifinalist,
2013, 2014
Utah State - WAC Coach of the Year, 2012; Eddie
Robinson Coach of the Year Finalist, 2012
Utah - Frank Broyles Assistant Coach of the Year
Finalist, 2008

PLAYING EXPERIENCE

1985-86 Utah – Offensive Center
1983-84 Ricks College – Offensive Center

EDUCATION

1986 Utah – Political Science (B.S.)

FAMILY

Wife, Stacey; Sons, Keegan (Jen), Chasen (Marquell),
Hagen (Kaitlin); Grandchildren, Raylen, Baylor



Gary Andersen (hired on Dec. 9, 2018) makes his return to Utah State after serving as USU's head coach for four seasons (2009-12). Andersen is the first of 27 coaches in USU history to serve as head coach multiple times.

In all, Andersen is entering his 10th season as a Division I head coach, including his fifth at Utah State, and has 30 years of coaching experience. He has been involved in 12 bowl games, including four New Year's Day bowls.

As a head coach, he led Utah State to the 2012 Western Athletic Conference Championship and Wisconsin to the 2014 Big Ten Conference West Division title and has coached 16 NFL Draft picks, including six at USU.

During his career, Andersen was a finalist for the Eddie Robinson Coach of the Year Award at Utah State in 2012, along with being named the WAC Coach of the Year, and a semifinalist for the Maxwell Coach of the Year Award (2013) and George Munger Coach of the Year Award (2013, 2014) as the head coach at Wisconsin. He was also a finalist for the Frank Broyles Award at Utah in 2008, which is given to the top assistant in college football.

Academically, three of Andersen's teams finished in the top-10 nationally in Academic Progress Rate, in addition to 160 academic all-conference honorees.

During his four-year tenure with the Aggies from 2009-12, Andersen posted a 26-24 overall record, including the school's first back-to-back winning seasons (7-6 in 2011 and 11-2 in 2012) since 1979-80. He was also the first head coach since Phil Krueger (1973-75) to notch an overall winning record.

When initially hired by Utah State on Dec. 4, 2008, Andersen inherited a football program that had suffered through 11 straight losing seasons and only had two winning campaigns in 28 years. Fast forward six years since his departure, and Andersen is inheriting a program that has now appeared in seven bowl games in the past eight years after playing in just four bowl games prior to his arrival.

In just his third year at Utah State, Andersen's 2011 club became the first Aggie team to win seven games since 1993 and the first USU team to play in a bowl game in 14 years. The following season, Andersen led USU to its best season ever with a school-record 11 wins, going undefeated in the WAC and capturing its first outright league title since 1936. USU also won just its second-ever bowl game that season with a 41-15 victory against Toledo in the Famous Idaho Potato Bowl. USU finished the 2012 campaign with an 11-2 record and was one of just two teams in school history at the time, along with the 1961 club, to finish the season nationally ranked as it was 16th in the final Associated Press poll, 17th in the final Coaches poll and 23rd in the final BCS standings.

During his four years as Utah State's head coach, Andersen built an Aggie football program that set numerous school records, including wins (11), points scored (454), total offense (6,108 yards) and yards per game (469.8) in 2012, and touchdowns (60), rushing yards (3,675) and rushing touchdowns (37) in 2011. The 282.7 rushing yards per game in 2011 ranked sixth in the nation that year and are the second-most in school history. Furthermore, the 34.9 points per game scored in 2012 were the second-most in school history at the time, while that team's defense allowed just 322.1 yards and 15.4 points per game, its fewest at USU since the 1960s. Furthermore, those 15.4 points allowed per game in 2012 ranked seventh nationally.

During his final two seasons at Utah State, Andersen led the Aggies to an 18-8 record, including an 11-2 conference mark.

While at Utah State, Andersen coached six Aggies who went on to earn All-American honors (Will Davis, Kerwynn Williams, Tyler Larsen, Nevin Lawson, Zach Vigil and Kyler Fackrell) and 10 Aggies who played in the NFL, including current Seattle Seahawks linebacker Bobby Wagner, who was selected in the second round of the 2012 NFL Draft. Furthermore, Andersen coached 27 players that earned various all-conference honors during his time in Logan, including running back Robert Turbin, who was named the WAC's Offensive Player of the Year in 2011 and has spent the past seven seasons in the NFL.

Andersen comes back to Utah State after spending the 2018 season as the associate head coach and defensive line coach at the University of Utah, where the Utes posted a 9-4 record and advanced to the Pac-12 Championship game after winning the Pac-12 South. At Utah, Andersen helped coach 10 defensive starters to all-conference honors, including all three of his starters on the defensive line.

In all, Andersen spent 12 years on staff at Utah during three different stints, including helping the Utes to undefeated seasons in 2004 and 2008 as they played in the Fiesta Bowl and Sugar Bowl, respectively. During his time at Utah, Andersen coached two All-Americans, two conference defensive Most Valuable Players, 22 first-team all-conference honorees and 16 NFL draft picks.

Following his four years as Utah State's head coach, Andersen spent two seasons as the



head coach at Wisconsin (2013-14) and three years as the head coach at Oregon State (2015-17). At Wisconsin, he led the Badgers to a 19-7 record, a Big Ten divisional championship in 2014 and appearances in the Capital One Bowl and Outback Bowl.

During his two years at Wisconsin, Andersen coached five All-Americans and had seven players selected in the NFL Draft. In 2013, Chris Borland was named a first-team All-American, and the Big Ten Conference Linebacker and Defensive Player of the Year. In 2014, Andersen coached Melvin Gordon, the nation's leading rusher and scorer in 2014, to the Big Ten Conference Offensive Player of the Year Award and a runner-up finish for the Heisman Trophy.

And at Oregon State, Andersen had three players drafted into the NFL in Isaac Seumalo, Sean Harlow and Treston Decoud, and coached two Freshman All-Americans in Xavier Crawford and Gus Lavaka and 12 all-league player.

Andersen's coaching career began in 1988 as the assistant head coach and offensive coordinator at Southeastern Louisiana, where he coached for one season before going to Ricks College from 1989-92 as the offensive line coach. His other coaching stints include Idaho State (1992-94, defensive line), Park City HS (1994-95, head coach) and Northern Arizona (1995-96, assistant head coach/defensive line/special teams). Andersen also spent the 2003 season as the head coach at Southern Utah.

A 1986 graduate of Utah, Andersen earned his bachelor's degree in political science. He played center for Utah from 1985-86 after garnering first-team juco All-America honors in 1984 at Ricks College.

Andersen is married to the former Stacey Lambert, and they have three grown children: Keegan (Jen), and twins Chasen (Marquell) and Hagen (Kaitlin), one grandson (Raylen), and one granddaughter (Baylor).



/// ANDERSEN-ERA STANDOUTS ///

NFL DRAFT PICKS

Utah State

Yr.	Rd.	Pick	Player	Team
2011	3	90	Curtis Marsh, CB	Philadelphia
2012	2	47	Bobby Wagner, LB	Seattle
2012	4	111	Robert Turbin, RB	Seattle
2012	7	212	Michael Smith, RB	Tampa Bay
2013	3	93	Will Davis, CB	Miami
2013	7	230	Kerwynn Williams, RB	Indianapolis

Wisconsin

Yr.	Rd.	Pick	Player	Team
2014	3	68	Dezmen Southward, DB	Atlanta
2014	3	77	Chris Borland, LB	San Francisco
2014	4	130	James White, RB	New England
2014	5	176	Jared Abbrederis, WR	Green Bay
2014	7	224	Beau Allen, DT	Philadelphia
2015	1	15	Melvin Gordon, RB	San Diego
2015	2	57	Rob Havenstein, OT	St. Louis

Oregon State

Yr.	Rd.	Pick	Player	Team
2016	3	79	Isaac Seumalo, OC	Philadelphia
2017	4	136	Sean Harlow, OL	Atlanta
2017	5	169	Treston Decoud, CB	Houston

ALL-AMERICANS

Utah State

2012	Will Davis	Cornerback
2012	Kerwynn Williams	Running Back
2012	Kyler Fackrell (Freshman)	Linebacker

Wisconsin

2013	Chris Borland	Linebacker
2013	Ryan Groy	Offensive Line
2014	Kyle Costigan	Offensive Line
2014	Melvin Gordon	Running Back
2014	Rob Havenstein	Offensive Line

Oregon State

2016	Xavier Crawford (Freshman)	Cornerback
2016	Gus Lavaka (Freshman)	Offensive Line

INDIVIDUAL AWARDS

Utah State

2011	Robert Turbin	Running Back
	WAC Offensive Player of the Year	

Wisconsin

2014	Melvin Gordon	Running Back
	Heisman Trophy (runner-up)	
	Doak Walker Award (winner)	
	Big Ten Offensive Player of the Year	
	Walter Camp (finalist)	
	Maxwell Award (finalist)	
2013	Melvin Gordon	Running Back
	Maxwell Award (semifinalist)	
	Doak Walker Award (semifinalist)	
2013	Chris Borland	Linebacker
	Big Ten Defensive Player of the year	
	Chuck Bednarik Award (semifinalist)	
	Butkus Award (semifinalist)	
	Lott IMPACT Trophy (finalist)	
2013	Burlsworth Trophy	
	Jared Abbrederis (winner)	Wide Receiver



Robert Turbin earned Western Athletic Conference Offensive Player of the Year honors as a junior at Utah State in 2011 under Andersen. Turbin spent six years in the NFL.



Bobby Wagner earned first-team all-WAC honors three-straight years at Utah State under Andersen. Wagner is in his eighth season in the NFL and is a four-time first-team All-Pro.



Will Davis earned third-team All-American honors following his senior season at Utah State under Andersen. Davis spent six years in the NFL.



Kerwynn Williams earned honorable mention All-American honors following his senior season at Utah State under Andersen. Williams is in his seventh season in the NFL.

**1 - GEROLD BRIGHT****RB • 5-10 • 190 • SR-3L**

Pensacola, Fla.

(Escambia HS)

CAREER STATS - RUSHING

Year	G/GS	Rush	Yds	Avg	TD	Long
2016	9/0	11	87	7.9	1	41
2017	12/0	29	249	8.6	2	75
2018	13/4	141	888	6.3	10	70
2019	8/7	101	535	5.3	5	67
TOTAL	42/11	282	1,759	6.2	18	75

CAREER HIGHS - RUSHING

Rushes: 36, vs. Colorado State (9/28/19)

Yards: 179, vs. Colorado State (9/28/19)

Rushing TDs: 3, at Hawai'i (11/3/18)

Long Rush: 75, at Air Force (11/25/17)

CAREER STATS - RECEIVING

Year	Rec	Yds	Avg	TD	Long
2016	5	56	11.2	0	18
2017	10	186	18.6	2	77
2018	22	232	10.5	3	83
2019	19	116	6.1	0	34
TOTAL	56	590	10.5	5	83

CAREER HIGHS - RECEIVING

Receptions: 4, two times

Receiving Yards: 83, at Boise State (11/24/18)

Receiving TDs: 1, five times

Long Catch: 83, at Boise State (11/24/18)

CAREER STATS - KICKOFF RETURNS

Year	Ret	Yds	Avg	TD	LG
2016	9	183	20.0	0	29
2017	1	21	21.0	0	21
2018	4	64	16.0	0	22
2019	2	35	17.5	0	21
TOTAL	16	303	18.9	0	29

CAREER HIGHS - KICKOFF RETURNS

Returns: 4, vs. San Diego State (10/28/16)

Yards: 69, vs. San Diego State (10/28/16)

Long Return: 29, at Colorado State (10/8/16)

CAREER HIGHS - DEFENSE

Tackles: 1, four times

FR: 1, at Boise State (10/1/16)

GAME-BY-GAME RUSHING

2019	G/GS	Att	Yds	Avg	TD	LG
at WF	1/1	9	37	4.1	1	11
SB	1/1	9	67	7.4	1	30
at SDSU	1/1	6	18	3.0	0	12
CSU	1/1	36	179	5.0	0	15
at LSU	1/0	8	18	2.2	0	8
NEV	1/1	15	126	8.4	2	67
at AFA	1/1	6	24	4.0	0	7
BYU	1/1	12	66	5.5	1	19
at FS	0/0	0	0	0	0	0
WYO	0/0	0	0	0	0	0
BSU	0/0	0	0	0	0	0
at UNM	0/0	0	0	0	0	0
2018	G/GS	Att	Yds	Avg	TD	LG
at MSU	1/1	2	-2	-1.0	0	1
NMSU	1/1	14	134	9.6	1	51
TTU	1/1	13	55	4.2	1	12
AFA	1/1	11	101	9.2	2	70
at BYU	1/0	14	61	4.4	0	11
UNLV	1/0	11	72	6.5	0	28
at WYO	1/0	12	35	2.9	0	14
UNM	1/0	8	57	7.1	0	13
at UH	1/0	16	121	7.6	3	47
SJSU	1/0	6	54	9.0	1	29

at CSU	1/0	13	89	6.8	0	20
at BSU	1/0	5	8	1.6	0	4
vs. UNT	1/0	16	103	6.4	2	26

2017	G/GS	Att	Yds	Avg	TD	LG
at WIS	1/0	0	0	0.0	0	0
ISU	1/0	0	0	0.0	0	0
at WF	1/0	0	0	0.0	0	0
at SJSU	1/0	0	0	0.0	0	0
BYU	1/0	0	0	0.0	0	0
CSU	1/0	0	0	0.0	0	0
WYO	0/0	0	0	0.0	0	0
at UNLV	1/0	1	6	6.0	0	6
BSU	1/0	0	0	0.0	0	0
at UNM	1/0	0	0	0.0	0	0
UH	1/0	8	95	11.6	1	60
at AFA	1/0	9	102	11.3	1	75
vs NMSU	1/0	11	48	4.4	0	16

2016	G/GS	Att	Yds	Avg	TD	LNG
WSU	0/0	0	0	0.0	0	0
at USC	0/0	0	0	0.0	0	0
ASU	1/0	3	10	3.3	0	4
AFA	1/0	0	0	0.0	0	0
at BSU	1/0	0	0	0.0	0	0
at CSU	1/0	2	40	20.0	1	41
FS	0/0	0	0	0.0	0	0
SDSU	1/0	0	0	0.0	0	0
at WYO	1/0	1	-2	-2.0	0	0
UNM	1/0	2	7	3.5	0	7
at NEV	1/0	3	32	10.7	0	17
at BYU	1/0	0	0	0.0	0	0

GAME-BY-GAME RECEIVING

2019	Ret	Yds	Avg	TD	LG
at WF	4	30	7.5	0	19
SB	3	3	1.0	0	6
at SDSU	1	-3	-3.0	0	0
CSU	2	19	9.5	0	19
at LSU	2	-4	-2.0	0	1
NEV	2	15	7.5	0	13
at AFA	1	2	2.0	0	2
BYU	4	54	13.5	0	34
at FS	0	0	0.0	0	0
WYO	0	0	0.0	0	0
BSU	0	0	0.0	0	0
at UNM	0	0	0.0	0	0

2018	Ret	Yds	Avg	TD	LG
at MSU	1	8	8.0	0	8
NMSU	0	0	0.0	0	0
TTU	1	7	7.0	0	7
AFA	2	19	9.5	0	13
at BYU	1	2	2.0	1	2
UNLV	1	12	12.0	0	12
at WYO	3	6	2.0	0	7
UNM	1	9	9.0	0	9
at UH	2	13	6.5	0	13
SJSU	3	30	10.0	1	24
at CSU	3	23	7.7	0	12
at BSU	1	83	83.0	1	83
vs. UNT	3	20	6.7	0	13

2017	Ret	Yds	Avg	TD	LG
at WIS	3	23	7.7	0	13
ISU	2	18	9.0	0	12
at WF	1	77	77.0	1	77
at SJSU	1	43	43.0	1	43
BYU	1	8	8.0	0	8
CSU	0	0	0.0	0	0
WYO	0	0	0.0	0	0
at UNLV	0	0	0.0	0	0
BSU	0	0	0.0	0	0
at UNM	0	0	0.0	0	0
UH	1	5	5.0	0	5

at AFA	0	0	0.0	0	0
vs NMSU	1	12	12.0	0	12

2016	Ret	Yds	Avg	TD	LG
WSU	0	0	0.0	0	0
at USC	0	0	0.0	0	0
ASU	0	0	0.0	0	0
AFA	0	0	0.0	0	0
at BSU	0	0	0.0	0	0
at CSU	0	0	0.0	0	0
FS	0	0	0.0	0	0
SDSU	0	0	0.0	0	0
at WYO	0	0	0.0	0	0
UNM	2	13	6.5	0	12
at NEV	3	43	14.3	0	18
at BYU	0	0	0.0	0	0

GAME-BY-GAME KICKOFF RETURNS

2019	Ret	Yds	Avg	TD	LG
at WF	0	0	0.0	0	0
SB	0	0	0.0	0	0
at SDSU	2	35	17.5	0	21
CSU	0	0	0.0	0	0
at LSU	0	0	0.0	0	0
NEV	0	0	0.0	0	0
at AFA	0	0	0.0	0	0
BYU	0	0	0.0	0	0
at FS	0	0	0.0	0	0
WYO	0	0	0.0	0	0
BSU	0	0	0.0	0	0
at UNM	0	0	0.0	0	0

2018	Ret	Yds	Avg	TD	LG
at MSU	0	0	0.0	0	0
NMSU	0	0	0.0	0	0
TTU	0	0	0.0	0	0
AFA	0	0	0.0	0	0
at BYU	3	57	19.0	0	22
UNLV	0	0	0.0	0	0
at WYO	0	0	0.0	0	0
UNM	0	0	0.0	0	0
at UH	0	0	0.0	0	0
SJSU	0	0	0.0	0	0
at CSU	0	0	0.0	0	0
at BSU	0	0	0.0	0	0
vs. UNT	1	7	7.0	0	7

2017	Ret	Yds	Avg	TD	LG
at WIS	1	21	21.0	0	21
ISU	0	0	0.0	0	0
at WF	0	0	0.0	0	0
at SJSU	0	0	0.0	0	0
BYU	0	0	0.0	0	0
CSU	0	0	0.0	0	0
WYO	0	0	0.0	0	0
at UNLV	0	0	0.0	0	0
BSU	0	0	0.0	0	0
at UNM	0	0	0.0	0	0
UH	0	0	0.0	0	0
at AFA	0	0	0.0	0	0
vs NMSU	0	0	0.0	0	0

2016	Ret	Yds	Avg	TD	LG
WSU	0	0	0.0	0	0
at USC	0	0	0.0	0	0
ASU	0	0	0.0	0	0
AFA	1	20	20.0	0	20
at BSU	0	0	0.0	0	0
at CSU	1	29	29.0	0	29
FS	0	0	0.0	0	0
SDSU	4	69	17.3	0	22
at WYO	2	42	21.0	0	22
UNM	0	0	0.0	0	0
at NEV	1	23	23.0	0	23
at BYU	0	0	0.0	0	0



**2 - TERIN ADAMS****CB • 5-11 • 180 • JR-TR**

Kirkland, Wash.

(East Catholic HS)

(Arizona State)

CAREER STATS - DEFENSE

Year	G/GS	UA-AT-TT	TFL	Sack	INT	PB	FF	FR
2019	4/0	3-1-4	0-0	0.0-0	0-0	0	0	0

CAREER HIGHS - DEFENSE

Tackles: 2, vs. Nevada (10/19/19)

GAME-BY-GAME DEFENSE

2019	G/GS	U-A-T	TFL	Sack	INT	PB	QH	F/R
at WF	1/0	1-0-1	0.0-0	0.0-0	0	0	0	0/0
SB	0/0	0-0-0	0.0-0	0.0-0	0	0	0	0/0
at SDSU	0/0	0-0-0	0.0-0	0.0-0	0	0	0	0/0
CSU	0/0	0-0-0	0.0-0	0.0-0	0	0	0	0/0
at LSU	0/0	0-0-0	0.0-0	0.0-0	0	0	0	0/0
NEV	1/0	1-1-2	0.0-0	0.0-0	0	0	0	0/0
at AFA	1/0	1-0-1	0.0-0	0.0-0	0	0	0	0/0
BYU	1/0	0-0-0	0.0-0	0.0-0	0	0	0	0/0
at FS	0/0	0-0-0	0.0-0	0.0-0	0	0	0	0/0
WYO	0/0	0-0-0	0.0-0	0.0-0	0	0	0	0/0
BSU	0/0	0-0-0	0.0-0	0.0-0	0	0	0	0/0
at UNM	0/0	0-0-0	0.0-0	0.0-0	0	0	0	0/0

**3 - HENRY COLOMBI****QB • 6-2 • 205 • SO-1L**

Hollywood, Fla.

(Chaminade Madonna Coll. Prep)

CAREER STATS - PASSING

Year	G/GS	Cmp	Att	Int	Pct	Yds	TD	LG	EFF
2018	7/0	33	40	0	.825	239	0	38	132.7
2019	3/0	11	12	0	.917	108	2	30	222.3
TOTAL	10/0	44	52	0	.846	347	2	38	153.4

CAREER HIGHS - PASSING

Attempts: 11, at Hawai'i (11/3/18)

Completions: 9, two times

Passing Yards: 93, vs. Stony Brook (9/7/19)

Passing TDs: 2, vs. Stony Brook (9/7/19)

Long Pass: 38, vs. UNLV (10/13/18)

CAREER STATS - RUSHING

Year	Rush	Yds	Avg	TD	Long
2018	13	108	8.3	1	37
2019	4	3	0.8	0	9
TOTAL	17	111	6.5	1	37

CAREER HIGHS - RUSHING

Rushes: 4, vs. New Mexico (10/27/18)

Rushing Yards: 41, vs. UNLV (10/13/18)

Rushing TD: 1, vs. UNLV (10/13/18)

Long Rush: 37, vs. UNLV (10/13/18)

CAREER STATS - TOTAL OFFENSE

Year	Rush	Pass	Total	Avg/G
2018	108	239	347	69.4
2019	3	108	111	37.0
TOTAL	111	347	458	45.8

GAME-BY-GAME PASSING

2019	G/GS	Cmp	Att	Pct	Yds	TD	INT	LG
at WF	0/0	0	0	.000	0	0	0	0
SB	1/0	8	9	.889	93	2	0	30
at SDSU	0/0	0	0	.000	0	0	0	0
CSU	0/0	0	0	.000	0	0	0	0
at LSU	1/0	1	1	1.000	10	0	0	10
NEV	1/0	2	2	1.000	5	0	0	4
at AFA	0/0	0	0	.000	0	0	0	0
BYU	0/0	0	0	.000	0	0	0	0
at FS	0/0	0	0	.000	0	0	0	0
WYO	0/0	0	0	.000	0	0	0	0
BSU	0/0	0	0	.000	0	0	0	0
at UNM	0/0	0	0	.000	0	0	0	0

2018	G/GS	Cmp	Att	Pct	Yds	TD	INT	LG
at MSU	0/0	0	0	.000	0	0	0	0
NMSU	1/0	3	4	.750	13	0	0	7
TTU	1/0	9	9	1.000	55	0	0	11
AFA	0/0	0	0	.000	0	0	0	0
at BYU	0/0	0	0	.000	0	0	0	0
UNLV	1/0	5	8	.625	55	0	0	38
at WYO	0/0	0	0	.000	0	0	0	0
UNM	1/0	7	8	.875	68	0	0	30
at UH	1/0	9	11	.818	48	0	0	11
SJSU	0/0	0	0	.000	0	0	0	0
at CSU	0/0	0	0	.000	0	0	0	0
at BSU	1/0	0	0	.000	0	0	0	0
vs. UNT	1/0	0	0	.000	0	0	0	0

GAME-BY-GAME RUSHING

2019	Att	Yds	Avg	TD	LG
at WF	0	0	0.0	0	0
SB	3	4	1.3	0	9
at SDSU	0	0	0.0	0	0
CSU	0	0	0.0	0	0
at LSU	0	0	0.0	0	0
NEV	1	-1	-1.0	0	0
at AFA	0	0	0.0	0	0
BYU	0	0	0.0	0	0
at FS	0	0	0.0	0	0
WYO	0	0	0.0	0	0
BSU	0	0	0.0	0	0
at UNM	0	0	0.0	0	0

2018	Att	Yds	Avg	TD	LG
at MSU	0	0	0.0	0	0
NMSU	1	-7	-7.0	0	0
TTU	3	22	7.3	0	13
AFA	0	0	0.0	0	0
at BYU	0	0	0.0	0	0
UNLV	2	41	20.5	1	37
at WYO	0	0	0.0	0	0
UNM	4	18	4.5	0	23
at UH	3	34	11.3	0	25
SJSU	0	0	0.0	0	0
at CSU	0	0	0.0	0	0
at BSU	0	0	0.0	0	0
vs. UNT	0	0	0.0	0	0

**3 - TROY LEFEGED JR.****S • 5-11 • 190 • JR-JC**

Montgomery Village, Md.

(Avalon HS)

(Fullerton JC)

CAREER STATS - DEFENSE

Year	G/GS	UA-AT-TT	TFL	Sack	INT	PB	FF	FR
2019	8/8	28-28-56	3.5-6	1.0-2	0-0	3	1	1

CAREER HIGHS - DEFENSE

Tackles: 11, vs. Colorado State (9/28/19)

Sacks: 1.0, vs. Colorado State (9/28/19)

TFL: 3.0, vs. Colorado State (9/28/19)

PBU: 1, three times

FF: 1, at LSU (10/5/19)

FR: 1, at LSU (10/5/19)

GAME-BY-GAME DEFENSE

2019	G/GS	U-A-T	TFL	Sack	INT	PB	QH	F/R
at WF	1/1	5-5-10	0.0-0	0.0-0	0	0	0	0/0
SB	1/1	1-2-3	0.0-0	0.0-0	0	1	1	0/0
at SDSU	1/1	1-2-3	0.0-0	0.0-0	0	0	0	0/0
CSU	1/1	4-7-11	3.0-5	1.0-2	0	1	0	0/0
at LSU	1/1	5-5-10	0.0-0	0.0-0	0	0	0	1/1
NEV	1/1	2-0-2	0.0-0	0.0-0	0	1	0	0/0
at AFA	1/1	5-3-8	0.0-0	0.0-0	0	0	0	0/0
BYU	1/1	4-5-9	0.5-1	0.0-0	0	0	0	0/0
at FS	0/0	0-0-0	0.0-0	0.0-0	0	0	0	0/0
WYO	0/0	0-0-0	0.0-0	0.0-0	0	0	0	0/0
BSU	0/0	0-0-0	0.0-0	0.0-0	0	0	0	0/0
at UNM	0/0	0-0-0	0.0-0	0.0-0	0	0	0	0/0

**4 - SHAQ BOND****S • 5-10 • 195 • JR-1L**

Decatur, Ill.

(MacArthur HS)

(Southwestern JC)

CAREER STATS - DEFENSE

Year	G/GS	UA-AT-TT	TFL	Sack	INT	PB	FF	FR
2018	8/8	25-12-37	3.0-4	0.0-0	1-100	6	0	0
2019	8/8	27-23-50	2.5-5	0.0-0	2-82	4	1	0
TOTAL 16/16	52-35-87	5.5-9	0.0-0	3-182	10	1	0	0

CAREER HIGHS - DEFENSE

Tackles: 12, at Air Force (9/26/19)

TFL: 1.5, at San Diego State (9/21/19)

INT: 1, three times

TD: 1, two times

PBU: 2, at Wake Forest (8/30/19)

FF: 1, vs. BYU (11/2/19)

GAME-BY-GAME DEFENSE

2019	G/GS	U-A-T	TFL	Sack	INT	PB	QH	F/R
at WF	1/1	5-3-8	0.0-0	0.0-0	0	2	1	0/0
SB	1/1	3-1-4	0.0-0	0.0-0	0	0	0	0/0
at SDSU	1/1	6-2-8	1.5-2	0.0-0	1	1	0	0/0
CSU	1/1	0-4-4	0.0-0	0.0-0	0	0	0	0/0
at LSU	1/1	3-2-5	0.0-0	0.0-0	0	0	0	0/0
NEV	1/1	2-1-3	0.0-0	0.0-0	1	1	0	0/0
at AFA	1/1	6-6-12	1.0-3	0.0-0	0	0	0	0/0
BYU	1/1	2-4-6	0.0-0	0.0-0	0	0	0	1/0
at FS	0/0	0-0-0	0.0-0	0.0-0	0	0	0	0/0
WYO	0/0	0-0-0	0.0-0	0.0-0	0	0	0	0/0
BSU	0/0	0-0-0	0.0-0	0.0-0	0	0	0	0/0
at UNM	0/0	0-0-0	0.0-0	0.0-0	0	0	0	0/0

2018	G/GS	U-A-T	TFL	Sack	INT	PB	QH	F/R
at MSU	1/1	5-4-9	0.0-0	0.0-0	0	1	0	0/0
NMSU	1/1	1-0-1	0.0-0	0.0-0	0	1	0	0/0
TTU	1/1	2-1-3	1.0-2	0.0-0	0	1	0	0/0
AFA	1/1	3-4-7	0.0-0	0.0-0	0	1	0	0/0
at BYU	1/1	4-0-4	0.0-0	0.0-0	0	0	0	0/0
UNLV	1/1	5-1-6	1.0-1	0.0-0	0	0	0	0/0
at WYO	1/1	2-2-4	1.0-1	0.0-0	0	0	0	0/0
UNM	1/1	3-0-3	0.0-0	0.0-0	1	1	0	0/0
at UH	0/0	0-0-0	0.0-0	0.0-0	0	0	0	0/0
SJSU	0/0	0-0-0	0.0-0	0.0-0	0	0	0	0/0
at CSU	0/0	0-0-0	0.0-0	0.0-0	0	0	0	0/0
at BSU	0/0	0-0-0	0.0-0	0.0-0	0	0	0	0/0
vs. UNT	0/0	0-0-0	0.0-0	0.0-0	0	0	0	0/0

**5 - CASH GILLIAM****S • 5-11 • 200 • JR-JC**

Dayton, Ohio

(Wayne HS)

(Arizona Western JC)

CAREER STATS - DEFENSE

Year	G/GS	UA-AT-TT	TFL	Sack	INT	PB	FF	FR
2019	4/2	5-7-12	1.0-2	0.0-0	0-0	0	1	0

CAREER HIGHS - DEFENSE

Tackles: 6, vs. Stony Brook (9/7/19)

TFL: 1.0, at San Diego State (9/21/19)

FF: 1, vs. Stony Brook (9/7/19)

GAME-BY-GAME DEFENSE

2019	G/GS	U-A-T	TFL	Sack	INT	PB	QH	F/R
at WF	1/0	0-1-1	0.0-0	0.0-0	0	0	0	0/0
SB	1/1	3-3-6	0.0-0	0.0-0	0	0	0	1/0/0
at SDSU	1/1	2-2-4	1.0-2	0.0-0	0	0	0	0/0
CSU	0/0	0-0-0	0.0-0	0.0-0	0	0	0	0/0/0
at LSU	1/0	0-1-1	0.0-0	0.0-0	0	0	0	0/0/0
NEV	0/0	0-0-0	0.0-0	0.0-0	0	0	0	0/0/0
at AFA	0/0	0-0-0	0.0-0	0.0-0	0	0	0	0/0/0
BYU	0/0	0-0-0	0.0-0	0.0-0	0	0	0	0/0/0
at FS	0/0	0-0-0	0.0-0	0.0-0	0	0	0	0/0/0
WYO	0/0	0-0-0	0.0-0	0.0-0	0	0	0	0/0/0
BSU	0/0	0-0-0	0.0-0	0.0-0	0	0	0	0/0/0
at UNM	0/0	0-0-0	0.0-0	0.0-0	0	0	0	0/0/0



6 - CAMERON HANEY

CB • 5-10 • 185 • SR-3L

Los Angeles, Calif.
(Cathedral HS)

CAREER STATS - DEFENSE

Year	G/GS	UA-AT-TT	TFL	Sack	INT	PB	FF	FR
2016	12/1	11-5-16	0.0-0	0.0-0	0-0	3	0	0
2017	12/8	18-13-31	2.0-6	0.0-0	0-0	6	0	1
2018	13/1	18-8-26	2.5-8	0.0-0	0-0	7	0	0
2019	6/6	17-3-20	1.0-13	1.0-13	1-19	8	2	0
TOTAL	43/16	63-28-91	5.5-27	1.0-13	1-19	24	2	1

CAREER HIGHS - DEFENSE

Tackles: 8, vs. Fresno State (10/22/16)
Sacks: 1.0, vs. Colorado State (9/28/19)
INT: 1, at LSU (10/5/19)
TFL: 2.0, at Colorado State (11/17/18)
PBU: 3, three times
FF: 1, two times
FR: 1, at New Mexico (11/4/17)

GAME-BY-GAME DEFENSE

2019	G/GS	U-A-T	TFL	Sack	INT	PB	QH	F/R
at WF	0/0	0-0-0	0.0-0	0.0-0	0	0	0	0/0
SB	0/0	0-0-0	0.0-0	0.0-0	0	0	0	0/0
at SDSU	1/1	4-0-4	0.0-0	0.0-0	0	3	0	0/0
CSU	1/1	5-1-6	1.0-13	1.0-13	0	3	0	1/0
at LSU	1/1	2-0-2	0.0-0	0.0-0	1	1	0	0/0
NEV	1/1	1-1-2	0.0-0	0.0-0	0	0	0	0/0
at AFA	1/1	1-1-2	0.0-0	0.0-0	0	0	0	1/0
BYU	1/1	4-0-4	0.0-0	0.0-0	0	1	0	0/0
at FS	0/0	0-0-0	0.0-0	0.0-0	0	0	0	0/0
WYO	0/0	0-0-0	0.0-0	0.0-0	0	0	0	0/0
BSU	0/0	0-0-0	0.0-0	0.0-0	0	0	0	0/0
at UNM	0/0	0-0-0	0.0-0	0.0-0	0	0	0	0/0

2018	G/GS	U-A-T	TFL	Sack	INT	PB	QH	F/R
at MSU	1/0	1-2-3	0.0-0	0.0-0	0	0	0	0/0
NMSU	1/0	1-1-2	0.5-2	0.0-0	0	0	0	0/0
TTU	1/0	0-0-0	0.0-0	0.0-0	0	1	0	0/0
AFA	1/0	0-0-0	0.0-0	0.0-0	0	0	0	0/0
at BYU	1/0	1-0-1	0.0-0	0.0-0	0	0	0	0/0
UNLV	1/0	1-1-2	0.0-0	0.0-0	0	0	0	0/0
at WYO	1/0	0-0-0	0.0-0	0.0-0	0	0	0	0/0
UNM	1/0	0-0-0	0.0-0	0.0-0	0	2	0	0/0
at UH	1/0	4-0-4	0.0-0	0.0-0	0	2	0	0/0
SJSU	1/0	0-0-0	0.0-0	0.0-0	0	1	0	0/0
at CSU	1/0	3-1-4	2.0-6	0.0-0	0	0	0	0/0
at BSU	1/1	4-2-6	0.0-0	0.0-0	0	1	0	0/0
vs. UNT	1/0	3-1-4	0.0-0	0.0-0	0	0	0	0/0

2017	G/GS	U-A-T	TFL	Sack	INT	PB	QH	F/R
at WIS	1/0	2-0-2	0.0-0	0.0-0	0	0	0	0/0
ISU	1/1	3-2-5	0.0-0	0.0-0	0	0	0	0/0
at WF	1/1	3-1-4	1.0-2	0.0-0	0	1	0	0/0
at SJSU	1/1	2-0-2	0.0-0	0.0-0	0	1	0	0/0
BYU	1/0	0-2-2	0.0-0	0.0-0	0	0	0	0/0
CSU	1/1	2-1-3	1.0-4	0.0-0	0	0	0	0/0
WYO	1/0	0-2-2	0.0-0	0.0-0	0	0	0	0/0
at UNLV	1/0	1-2-3	0.0-0	0.0-0	0	3	0	0/0
BSU	0/0	0-0-0	0.0-0	0.0-0	0	0	0	0/0
at UNM	1/1	2-1-3	0.0-0	0.0-0	0	0	0	0/1
UH	1/1	3-1-4	0.0-0	0.0-0	0	0	0	0/0
at AFA	1/1	0-1-1	0.0-0	0.0-0	0	1	0	0/0
vs. NMSU	1/1	0-0-0	0.0-0	0.0-0	0	0	0	0/0

2016	G/GS	U-A-T	TFL	Sack	INT	PB	QH	F/R
WSU	1/0	0-0-0	0.0-0	0.0-0	0	0	0	0/0
at USC	1/0	0-0-0	0.0-0	0.0-0	0	0	0	0/0
ASU	1/0	0-1-1	0.0-0	0.0-0	0	0	0	0/0
AFA	1/0	0-1-1	0.0-0	0.0-0	0	0	0	0/0
at BSU	1/0	0-1-1	0.0-0	0.0-0	0	0	0	0/0
at CSU	1/0	1-0-1	0.0-0	0.0-0	0	0	0	0/0
FS	1/1	6-2-8	0.0-0	0.0-0	0	2	0	0/0

SDSU	1/0	1-0-1	0.0-0	0.0-0	0	0	0	0/0
at WYO	1/0	0-0-0	0.0-0	0.0-0	0	0	0	0/0
UNM	1/0	2-0-2	0.0-0	0.0-0	0	1	0	0/0
at NEV	1/0	0-0-0	0.0-0	0.0-0	0	0	0	0/0
at BYU	1/0	1-0-1	0.0-0	0.0-0	0	0	0	0/0



6 - ANDREW PEASLEY

QB • 6-2 • 200 • FR-RS

La Grande, Ore.
(La Grande HS)

CAREER STATS - PASSING

Year	G/GS	Cmp	Att	Int	Pct	Yds	TD	LG	EFF
2018	3/0	3	8	0	.375	19	0	10	57.5
2019	1/0	2	2	0	1.000	5	0	5	121.0
TOTAL	4/0	5	10	0	.500	24	0	10	70.2

CAREER HIGHS - PASSING

Attempts: 8, vs. San José State (11/10/18)
Completions: 3, vs. San José State (11/10/18)
Passing Yards: 19, vs. San José State (11/10/18)
Long Pass: 10, vs. San José State (11/10/18)

CAREER STATS - RUSHING

Year	Rush	Yds	Avg	TD	Long
2018	7	76	10.8	0	25
2019	3	83	27.7	1	59
TOTAL	10	159	15.9	1	59

CAREER HIGHS - RUSHING

Rushes: 4, vs. San José State (11/10/18)
Rushing Yards: 83, vs. Stony Brook (9/7/19)
Rushing TD: 1, vs. Stony Brook (9/7/19)
Long Rush: 59, vs. Stony Brook (9/7/19)

CAREER STATS - TOTAL OFFENSE

Year	Rush	Pass	Total	Avg/G
2018	76	19	95	31.7
2019	83	5	88	88.0
TOTAL	159	24	183	45.8

GAME-BY-GAME PASSING

2019	G/GS	Cmp	Att	Pct	Yds	TD	INT	LG
at WF	0/0	0	0	.000	0	0	0	0
SB	1/0	2	2	1.000	5	0	0	5
at SDSU	0/0	0	0	.000	0	0	0	0
CSU	0/0	0	0	.000	0	0	0	0
at LSU	0/0	0	0	.000	0	0	0	0
NEV	0/0	0	0	.000	0	0	0	0
at AFA	0/0	0	0	.000	0	0	0	0
BYU	0/0	0	0	.000	0	0	0	0
at FS	0/0	0	0	.000	0	0	0	0
WYO	0/0	0	0	.000	0	0	0	0
BSU	0/0	0	0	.000	0	0	0	0
at UNM	0/0	0	0	.000	0	0	0	0

2018	G/GS	Cmp	Att	Pct	Yds	TD	INT	LG
at MSU	0/0	0	0	.000	0	0	0	0
NMSU	1/0	0	0	.000	0	0	0	0
TTU	1/0	0	0	.000	0	0	0	0
AFA	0/0	0	0	.000	0	0	0	0
at BYU	0/0	0	0	.000	0	0	0	0
UNLV	0/0	0	0	.000	0	0	0	0
at WYO	0/0	0	0	.000	0	0	0	0
UNM	0/0	0	0	.000	0	0	0	0
at UH	0/0	0	0	.000	0	0	0	0
SJSU	1/0	3	8	.375	19	0	0	10
at CSU	0/0	0	0	.000	0	0	0	0
at BSU	0/0	0	0	.000	0	0	0	0

GAME-BY-GAME RUSHING

2019	Att	Yds	Avg	TD	LG
at WF	0	0	0.0	0	0
SB	3	83	27.7	1	59
at SDSU	0	0	0.0	0	0
CSU	0	0	0.0	0	0
at LSU	0	0	0.0	0	0

NEV	0	0	0.0	0	0
at AFA	0	0	0.0	0	0
BYU	0	0	0.0	0	0
at FS	0	0	0.0	0	0
WYO	0	0	0.0	0	0
BSU	0	0	0.0	0	0
at UNM	0	0	0.0	0	0

2018	Att	Yds	Avg	TD	LG
at MSU	0	0	0.0	0	0
NMSU	2	5	2.5	0	5
TTU	1	4	4.0	0	4
AFA	0	0	0.0	0	0
at BYU	0	0	0.0	0	0
UNLV	0	0	0.0	0	0
at WYO	0	0	0.0	0	0
UNM	0	0	0.0	0	0
at UH	0	0	0.0	0	0
SJSU	4	67	16.8	0	25
at CSU	0	0	0.0	0	0
at BSU	0	0	0.0	0	0



7 - DJ WILLIAMS

CB • 5-9 • 180 • SR-1L

Smyrna, Tenn.
(Smyrna HS)
(Independence CC)

CAREER STATS - DEFENSE

Year	G/GS	UA-AT-TT	TFL	Sack	INT	PB	FF	FR
2018	13/13	33-9-42	3.0-12	1.0-7	4-31	11	1	0
2019	8/8	39-16-55	1.5-4	0.0-0	0-0	6	0	1
TOTAL	21/21	72-25-97	4.5-16	1.0-7	4-31	17	1	1

CAREER HIGHS - DEFENSE

Tackles: 14, at Air Force (9/26/19)
Sacks: 1.0, vs. New Mexico State (9/8/18)
TFL: 3.0, vs. New Mexico State (9/8/18)
INT: 2, vs. North Texas (12/15/18)
PBU: 3, two times
FF: 1, vs. Tennessee Tech (9/13/18)
FR: 1, at Air Force (9/26/19)
QBH: 1, vs. New Mexico State (9/8/18)

GAME-BY-GAME DEFENSE

2019	G/GS	U-A-T	TFL	Sack	INT	PB	QH	F/R
at WF	1/1	6-0-6	0.0-0	0.0-0	0	0	0	0/0
SB	1/1	4-0-4	0.0-0	0.0-0	0	3	0	0/0
at SDSU	1/1	11-1-12	0.0-0	0.0-0	0	0	0	0/0
CSU	1/1	2-2-4	1.0-1	0.0-0	0	1	0	0/0
at LSU	1/1	3-3-6	0.5-3	0.0-0	0	0	0	0/0
NEV	1/1	2-1-3	0.0-0	0.0-0	0	1	0	0/0
at AFA	1/1	6-8-14	0.0-0	0.0-0	0	0	0	0/1
BYU	1/1	5-1-6	0.0-0	0.0-0	0	1	0	0/0
at FS	0/0	0-0-0	0.0-0	0.0-0	0	0	0	0/0
WYO	0/0	0-0-0	0.0-0	0.0-0	0	0	0	0/0
BSU	0/0	0-0-0	0.0-0	0.0-0	0	0	0	0/0
at UNM	0/0	0-0-0	0.0-0	0.0-0	0	0	0	0/0

2018	G/GS	U-A-T	TFL	Sack	INT	PB	QH	F/R
at MSU	1/1	1-1-2	0.0-0	0.0-0	0	1	0	0/0
NMSU	1/1	6-0-6	3.0-12	1.0-7	0	0	1	0/0
TTU	1/1	3-0-3	0.0-0	0.0-0	0	0	0	1/0
AFA	1/1	2-4-6	0.0-0	0.0-0	0	2	0	0/0
at BYU	1/1	0-0-0	0.0-0	0.0-0	0	2	0	0/0
UNLV	1/1	3-0-3	0.0-0	0.0-0	0	0	0	0/0
at WYO	1/1	5-1-6	0.0-0	0.0-0	0	0	0	0/0
UNM	1/1	1-0-1	0.0-0	0.0-0	1	1	0	0/0
at UH	1/1	2-0-2	0.0-0	0.0-0	1	1	0	0/0
SJSU	1/1	3-2-5	0.0-0	0.0-0	0	0	0	0/0
at CSU	1/1	3-1-4	0.0-0	0.0-0	0	3	0	0/0
at BSU	1/1	4-0-4	0.0-0	0.0-0	0	1	0	0/0
vs. UNT	1/1	0-0-0	0.0-0	0.0-0	2	0	0	0/0

**8 - BRAXTON GUNTHER**

S • 5-10 • 185 • JR-1L
Woods Cross, Utah
(Woods Cross HS)

CAREER STATS - DEFENSE

Year	G/GS	UA-AT-TT	TFL	Sack	INT	PB	FF	FR
2017	12/0	2-9-11	0.0-0	0.0-0	0-0	0	0	0
2018	3/0	1-0-1	0.0-0	0.0-0	0-0	1	0	0
2019	4/0	0-0-0	0.0-0	0.0-0	0-0	0	0	0
TOTAL	19/0	3-9-12	0.0-0	0.0-0	0-0	1	0	0

CAREER HIGHS - DEFENSE

Tackles: 3, at San José State (9/23/17)
PBU: 1, vs. San José State (11/10/18)

GAME-BY-GAME DEFENSE

2019	G/GS	U-A-T	TFL	Sack	INT	PB	QH	F/R
at WF	0/0	0-0-0	0.0-0	0.0-0	0	0	0	0/0
SB	1/0	0-0-0	0.0-0	0.0-0	0	0	0	0/0
at SDSU	1/0	0-0-0	0.0-0	0.0-0	0	0	0	0/0
CSU	1/0	0-0-0	0.0-0	0.0-0	0	0	0	0/0
at LSU	1/0	0-0-0	0.0-0	0.0-0	0	0	0	0/0
NEV	0/0	0-0-0	0.0-0	0.0-0	0	0	0	0/0
at AFA	0/0	0-0-0	0.0-0	0.0-0	0	0	0	0/0
BYU	0/0	0-0-0	0.0-0	0.0-0	0	0	0	0/0
at FS	0/0	0-0-0	0.0-0	0.0-0	0	0	0	0/0
WYO	0/0	0-0-0	0.0-0	0.0-0	0	0	0	0/0
BSU	0/0	0-0-0	0.0-0	0.0-0	0	0	0	0/0
at UNM	0/0	0-0-0	0.0-0	0.0-0	0	0	0	0/0

2018	G/GS	U-A-T	TFL	Sack	INT	PB	QH	F/R
at MSU	0/0	0-0-0	0.0-0	0.0-0	0	0	0	0/0
NMSU	0/0	0-0-0	0.0-0	0.0-0	0	0	0	0/0
TTU	0/0	0-0-0	0.0-0	0.0-0	0	0	0	0/0
AFA	0/0	0-0-0	0.0-0	0.0-0	0	0	0	0/0
at BYU	0/0	0-0-0	0.0-0	0.0-0	0	0	0	0/0
UNLV	0/0	0-0-0	0.0-0	0.0-0	0	0	0	0/0
at WYO	0/0	0-0-0	0.0-0	0.0-0	0	0	0	0/0
UNM	0/0	0-0-0	0.0-0	0.0-0	0	0	0	0/0
at UH	1/0	1-0-1	0.0-0	0.0-0	0	0	0	0/0
SJSU	1/0	0-0-0	0.0-0	0.0-0	0	1	0	0/0
at CSU	1/0	0-0-0	0.0-0	0.0-0	0	0	0	0/0
at BSU	0/0	0-0-0	0.0-0	0.0-0	0	0	0	0/0
vs. UNT	0/0	0-0-0	0.0-0	0.0-0	0	0	0	0/0

2017	G/GS	U-A-T	TFL	Sack	INT	PB	QH	F/R
at WIS	1/0	0-0-0	0.0-0	0.0-0	0	0	0	0/0
ISU	1/0	0-1-1	0.0-0	0.0-0	0	0	0	0/0
at WF	1/0	0-1-1	0.0-0	0.0-0	0	0	0	0/0
at SJSU	1/0	0-3-3	0.0-0	0.0-0	0	0	0	0/0
BYU	1/0	0-1-1	0.0-0	0.0-0	0	0	0	0/0
CSU	1/0	0-0-0	0.0-0	0.0-0	0	0	0	0/0
WYO	1/0	0-0-0	0.0-0	0.0-0	0	0	0	0/0
at UNLV	1/0	1-0-1	0.0-0	0.0-0	0	0	0	0/0
BSU	1/0	0-0-0	0.0-0	0.0-0	0	0	0	0/0
at UNM	1/0	1-1-2	0.0-0	0.0-0	0	0	0	0/0
UH	1/0	0-2-2	0.0-0	0.0-0	0	0	0	0/0
at AFA	1/0	0-0-0	0.0-0	0.0-0	0	0	0	0/0
vs NMSU	0/0	0-0-0	0.0-0	0.0-0	0	0	0	0/0

**9 - DAVID WOODWARD**

LB • 6-2 • 235 • JR-2L
Olympia, Wash.
(Olympia HS)

CAREER STATS - DEFENSE

Year	G/GS	UA-AT-TT	TFL	Sack	INT	PB	FF	FR
2017	10/1	15-14-29	3.0-7	1.0-4	1-27	3	0	1
2018	12/12	52-82-134	12.5-50	5.0-39	2-17	3	2	0
2019	7/7	53-40-93	5.0-15	2.0-10	0-0	2	4	1
TOTAL 29/20	120-136-256	20.5-72	8.0-53	3-44	8	6	2	2

CAREER HIGHS - DEFENSE

Tackles: 24, at Wake Forest (8/30/19)
Sacks: 3.0, vs. UNLV (10/13/18)
TFL: 3.5, two times
INT: 1, three times
PBU: 3, vs. New Mexico State (12/29/17)
FF: 2, two times
FR: 1, two times
QBH: 2, at Michigan State (8/31/18)
TD: 1, two times

GAME-BY-GAME DEFENSE

2019	G/GS	U-A-T	TFL	Sack	INT	PB	QH	F/R
at WF	1/1	18-6-24	3.5-10	1.0-6	0	0	0	2/0
SB	1/1	2-2-4	0.0-0	0.0-0	0	0	0	0/0
at SDSU	1/1	7-6-13	0.0-0	0.0-0	0	0	0	0/0
CSU	1/1	5-9-14	0.0-0	0.0-0	0	0	0	2/1
at LSU	1/1	11-5-16	1.0-4	1.0-4	0	0	0	0/0
NEV	1/1	6-5-11	0.5-1	0.0-0	0	2	0	0/0
at AFA	1/1	4-7-11	0.0-0	0.0-0	0	0	0	0/0
BYU	0/0	0-0-0	0.0-0	0.0-0	0	0	0	0/0
at FS	0/0	0-0-0	0.0-0	0.0-0	0	0	0	0/0
WYO	0/0	0-0-0	0.0-0	0.0-0	0	0	0	0/0
BSU	0/0	0-0-0	0.0-0	0.0-0	0	0	0	0/0
at UNM	0/0	0-0-0	0.0-0	0.0-0	0	0	0	0/0

2018	G/GS	U-A-T	TFL	Sack	INT	PB	QH	F/R
at MSU	1/1	2-14-16	0.0-0	0.0-0	0	0	2	0/0
NMSU	1/1	3-10-13	1.0-11	1.0-11	0	0	0	0/0
TTU	1/1	1-10-11	0.0-0	0.0-0	0	0	0	0/0
AFA	0/0	0-0-0	0.0-0	0.0-0	0	0	0	0/0
at BYU	1/1	4-2-6	1.0-2	0.0-0	0	1	1	1/0
UNLV	1/1	8-4-12	3.5-24	3.0-23	0	0	0	0/0
at WYO	1/1	5-11-16	0.0-0	0.0-0	0	1	0	1/0
UNM	1/1	3-2-5	1.0-1	0.0-0	0	0	0	0/0
at UH	1/1	6-1-7	0.0-0	0.0-0	1	0	0	0/0
SJSU	1/1	4-3-7	3.0-4	0.0-0	0	0	0	0/0
at CSU	1/1	6-14-20	1.5-2	0.0-0	0	1	1	0/0
at BSU	1/1	3-8-11	1.5-6	1.0-5	0	0	0	0/0
vs. UNT	1/1	7-3-10	0.0-0	0.0-0	1	1	0	0/0

2017	G/GS	U-A-T	TFL	Sack	INT	PB	QH	F/R
at WIS	1/0	1-1-2	0.5-0	0.0-0	0	0	0	0/0
ISU	1/0	0-0-0	0.0-0	0.0-0	0	0	0	0/0
at WF	1/0	0-0-0	0.0-0	0.0-0	0	0	0	0/0
at SJSU	1/0	0-0-0	0.0-0	0.0-0	0	0	0	0/0
BYU	0/0	0-0-0	0.0-0	0.0-0	0	0	0	0/0
CSU	0/0	0-0-0	0.0-0	0.0-0	0	0	0	0/0
WYO	0/0	0-0-0	0.0-0	0.0-0	0	0	0	0/0
at UNLV	1/0	1-0-1	0.0-0	0.0-0	0	0	0	0/0
BSU	1/0	1-1-2	0.0-0	0.0-0	0	0	0	0/0
at UNM	1/0	2-3-5	0.0-0	0.0-0	0	0	0	0/1
UH	1/0	1-1-2	1.5-4	1.0-4	0	0	0	0/0
at AFA	1/1	5-8-13	1.0-3	0.0-0	0	0	0	0/0
vs NMSU	1/0	4-0-4	0.0-0	0.0-0	1	3	0	0/0

**10 - TIPA GALEAI**

DE • 6-5 • 235 • SR-1L
Euleess, Texas
(Trinity HS)
(TCU)

CAREER STATS - DEFENSE

Year	G/GS	UA-AT-TT	TFL	Sack	INT	PB	FF	FR
2018	13/12	30-34-64	14.0-66	10.5-59	2-56	3	3	0
2019	8/8	21-12-33	5.0-16	2.0-8	0-0	0	0	1
TOTAL 21/20	51-46-97	19.0-82	12.5-67	2-56	3	3	3	1

CAREER HIGHS - DEFENSE

Tackles: 11, vs. Air Force (9/22/18)
TFL: 3.0, two times
Sacks: 2.0, two times
INT: 1, two times
PBU: 1, three times
FF: 1, three times
FR: 1, vs. Colorado State (9/28/19)
QBH: 4, vs. Colorado State (9/28/19)
TD: 1, at BYU (10/5/18)
Blocked Kick: 1, vs. Air Force (9/22/18)

GAME-BY-GAME DEFENSE

2019	G/GS	U-A-T	TFL	Sack	INT	PB	QH	F/R
at WF	1/1	2-3-5	1.0-1	0.0-0	0	0	0	0/0
SB	1/1	0-0-0	0.0-0	0.0-0	0	0	2	0/0
at SDSU	1/1	4-0-4	3.0-12	1.0-5	0	0	0	0/0
CSU	1/1	4-2-6	0.0-0	0.0-0	0	0	4	0/1
at LSU	1/1	4-1-5	0.0-0	0.0-0	0	0	0	0/0
NEV	1/1	2-4-6	1.0-3	1.0-3	0	0	0	0/0
at AFA	1/1	4-1-5	0.0-0	0.0-0	0	0	0	0/0
BYU	1/1	1-1-2	0.0-0	0.0-0	0	0	0	0/0
at FS	0/0	0-0-0	0.0-0	0.0-0	0	0	0	0/0
WYO	0/0	0-0-0	0.0-0	0.0-0	0	0	0	0/0
BSU	0/0	0-0-0	0.0-0	0.0-0	0	0	0	0/0
at UNM	0/0	0-0-0	0.0-0	0.0-0	0	0	0	0/0

2018	G/GS	U-A-T	TFL	Sack	INT	PB	QH	F/R
at MSU	1/1	2-2-4	2.0-15	2.0-15	0	0	1	1/0
NMSU	1/1	1-5-6	2.0-8	1.5-7	0	0	1	1/0
TTU	1/1	2-1-3	2.0-5	0.0-0	0	1	0	0/0
AFA	1/1	3-8-11	1.0-2	1.0-2	0	1	1	0/0
at BYU	1/1	2-0-2	0.0-0	0.0-0	1	0	1	0/0
UNLV	1/1	1-5-6	1.0-7	1.0-7	0	0	1	0/0
at WYO	1/1	2-2-4	0.0-0	0.0-0	0	0	0	0/0
UNM	1/1	0-3-3	0.0-0	0.0-0	0	0	1	0/0
at UH	1/1	4-2-6	1.0-2	1.0-2	0	0	0	0/0
SJSU	1/1	0-2-2	0.0-0	0.0-0	1	1	0	0/0
at CSU	1/1	6-2-8	1.0-8	1.0-8	0	0	1	0/0
at BSU	1/1	2-1-3	1.0-4	1.0-4	0	0	0	0/0
vs. UNT	1/0	4-2-6	2.0-13	3.0-14	0	0	0	1/0

**10 - JORDAN LOVE**

QB • 6-4 • 225 • JR-2L
Bakersfield, Calif.
(Liberty HS)

CAREER STATS - PASSING

Year	G/GS	Cmp	Att	Int	Pct	Yds	TD	LG	EFF
2017	12/6	129	235	6	.549	1,631	8	77	119.3
2018	13/13	267	417	6	.640	3,567	32	88	158.3
2019	8/8	176	295	12	.597	2,014	9	56	118.9
TOTAL	33/27	572	947	24	.604	7,212	49	88	136.4

CAREER HIGHS - PASSING

Completions: 33, vs. Wake Forest (8/30/19)
Attempts: 49, vs. BYU (11/2/19)
Passing Yards: 491, vs. San José State (11/10/18)
Passing TDs: 5, two times
Long Pass: 88, vs. San José State (11/10/18)

CAREER STATS - RUSHING

Year	Rush	Yds	Avg	TD	Long
2017	46	165	3.6	2	20
2018	43	63	1.5	7	21
2019	47	80	1.7	0	22
TOTAL	136	308	2.3	9	22

NEV	1/1	13	31	.419	169	1	1	48
at AFA	1/1	14	23	.608	114	1	0	31
BYU	1/1	29	49	.592	394	1	3	52
at FS	0/0	0	0	.000	0	0	0	0
WYO	0/0	0	0	.000	0	0	0	0
BSU	0/0	0	0	.000	0	0	0	0
at UNM	0/0	0	0	.000	0	0	0	0

2018	G/GS	Cmp	Att	Pct	Yds	TD	INT	LG
at MSU	1/1	29	44	.659	319	0	2	28
NMSU	1/1	14	27	.519	159	1	1	36
TTU	1/1	21	26	.808	236	2	0	36
AFA	1/1	26	38	.684	356	2	0	43
at BYU	1/1	18	28	.643	165	4	0	40
UNLV	1/1	17	23	.739	322	5	0	80
at WYO	1/1	12	28	.428	53	0	1	9
UNM	1/1	23	34	.676	448	4	0	55
at UH	1/1	10	13	.769	127	1	0	34
SJSU	1/1	32	42	.762	491	5	0	88
at CSU	1/1	15	24	.625	169	1	0	33
at BSU	1/1	29	47	.617	363	3	1	83
vs. UNT	1/1	21	43	.488	359	4	1	72

2017	G/GS	Cmp	Att	Pct	Yds	TD	INT	LG
at WIS	0/0	0	0	.000	0	0	0	0
ISU	1/0	3	6	.500	18	0	0	12
at WF	1/0	6	13	.462	171	1	0	77
at SJSU	1/0	10	17	.588	90	1	1	23
BYU	1/0	0	3	.000	0	0	0	0
CSU	1/0	1	5	.200	-3	0	0	0
WYO	1/0	8	18	.444	109	0	3	19
at UNLV	1/1	19	27	.704	316	2	0	75
BSU	1/1	17	32	.531	168	1	0	57
at UNM	1/1	13	24	.542	114	0	1	31
UH	1/1	10	16	.625	110	1	1	26
at AFA	1/1	17	30	.567	284	2	0	46
vs NMSU	1/1	25	44	.568	254	0	0	41

GAME-BY-GAME RUSHING

2019	Att	Yds	Avg	TD	LG
at WF	3	2	0.7	0	3
SB	3	31	10.3	0	22
at SDSU	3	-9	-3.0	0	0
CSU	11	44	4.0	0	11
at LSU	2	-8	-4.0	0	0
NEV	10	19	1.9	0	11
at AFA	4	-16	-4.0	0	0
BYU	11	17	1.5	0	9
at FS	0	0	0.0	0	0
WYO	0	0	0.0	0	0
BSU	0	0	0.0	0	0
at UNM	0	0	0.0	0	0

2018	Att	Yds	Avg	TD	LG
at MSU	8	-2	-0.2	1	9
NMSU	5	-14	-2.8	0	4
TTU	1	2	2.0	1	2
AFA	5	3	0.6	0	7
at BYU	3	8	2.7	1	3
UNLV	4	39	9.8	0	21
at WYO	2	-4	-2.0	0	2
UNM	4	15	3.8	1	18
at UH	4	13	3.2	1	9
SJSU	2	-1	-0.5	1	1
at CSU	1	8	8.0	0	8
at BSU	2	-7	-3.5	0	0
vs. UNT	2	3	1.5	1	9

2017	Att	Yds	Avg	TD	LG
at WIS	0	0	0.0	0	0
ISU	3	8	2.7	0	17
at WF	0	0	0.0	0	0
at SJSU	1	10	10.0	0	10
BYU	0	0	0.0	0	0
CSU	1	11	11.0	0	11

WYO	2	-8	-4.0	0	2
at UNLV	8	42	5.2	1	12
BSU	4	14	3.5	0	11
at UNM	4	8	2.0	0	6
UH	6	47	7.8	1	17
at AFA	6	32	5.3	0	20
vs NMSU	11	1	0.1	0	11



11 - SAVON SCARVER
WR • 5-11 • 180 • JR-2L
Las Vegas, Nev.
(Centennial HS)

CAREER STATS - RECEIVING

Year	G/GS	Rec	Yds	Avg	TD	Long
2017	13/0	11	240	21.8	1	70
2018	13/0	9	156	17.3	2	38
2019	8/4	21	254	12.1	0	48
TOTAL	34/4	41	640	15.6	3	70

CAREER HIGHS - RECEIVING

Receptions: 5, at San Diego State (9/21/19)
Receiving Yards: 90, at San Diego State (9/21/19)
Long Catch: 70, at UNLV (10/21/17)
TD: 1, three times

CAREER STATS - RUSHING

Year	Rush	Yds	Avg	TD	Long
2017	5	14	2.8	0	6
2018	1	14	14.0	0	14
2019	0	0	0.0	0	0
TOTAL	6	28	4.7	0	14

CAREER HIGHS - RUSHING

Rushes: 2, at New Mexico (11/4/17)
Yards: 14, vs. Tennessee Tech (9/13/18)
Long Rush: 14, vs. Tennessee Tech (9/13/18)

CAREER STATS - KICKOFF RETURNS

Year	Ret	Yds	Avg	TD	LG
2017	26	625	24.0	1	96
2018	22	742	33.7	2	100
2019	10	383	38.3	2	100
TOTAL	58	1,750	30.2	5	100

CAREER HIGHS - KICKOFF RETURNS

Returns: 4, two times
Yards: 157, at Wyoming (10/20/18)
Long Return: 100, three times
TD: 1, five times

GAME-BY-GAME RECEIVING

2019	G/GS	Rec	Yds	Avg	TD	LG
at WF	1/1	3	49	16.3	0	35
SB	1/1	2	15	7.5	0	11
at SDSU	1/1	5	90	18.0	0	48
CSU	1/1	3	14	4.7	0	6
at LSU	1/0	2	20	10.0	0	12
NEV	1/0	2	23	11.5	0	18
at AFA	1/0	1	8	8.0	0	8
BYU	1/0	3	35	11.7	0	15
at FS	0/0	0	0	0.0	0	0
WYO	0/0	0	0	0.0	0	0
at BSU	0/0	0	0	0.0	0	0
at UNM	0/0	0	0	0.0	0	0

2018	G/GS	Rec	Yds	Avg	TD	LG
at MSU	1/0	0	0	0.0	0	0
NMSU	1/0	1	9	9.0	0	9
TTU	1/0	1	36	36.0	1	36
AFA	1/0	0	0	0.0	0	0
at BYU	1/0	0	0	0.0	0	0
UNLV	1/0	2	64	32.0	1	38
at WYO	1/0	0	0	0.0	0	0
UNM	1/0	2	16	8.0	0	10
at UH	1/0	1	5	5.0	0	5

SJSU	1/0	1	17	17.0	0	17
at CSU	1/0	0	0	0.0	0	0
at BSU	1/0	0	0	0.0	0	0
vs. UNT	1/0	1	9	9.0	0	9

2017	G/GS	Rec	Yds	Avg	TD	LG
at WIS	1/0	1	36	36.0	0	36
ISU	1/0	1	35	35.0	0	35
at WF	1/0	0	0	0.0	0	0
at SJSU	1/0	2	14	7.0	0	9
BYU	1/0	0	0	0.0	0	0
CSU	1/0	0	0	0.0	0	0
WYO	1/0	0	0	0.0	0	0
at UNLV	1/0	2	75	37.5	1	70
BSU	1/0	0	0	0.0	0	0
at UNM	1/0	2	9	4.5	0	11
UH	1/0	1	12	12.0	0	12
at AFA	1/0	2	59	29.5	0	46
vs NMSU	0/0	0	0	0	0	0

GAME-BY-GAME RUSHING

2019	Att	Yds	Avg	TD	LG
at WF	0	0	0	0	0
SB	0	0	0	0	0
at SDSU	0	0	0	0	0
CSU	0	0	0	0	0
at LSU	0	0	0	0	0
NEV	0	0	0	0	0
at AFA	0	0	0	0	0
BYU	0	0	0	0	0
at FS	0	0	0	0	0
WYO	0	0	0	0	0
BSU	0	0	0	0	0
at UNM	0	0	0	0	0

2018	Att	Yds	Avg	TD	LG
at MSU	0	0	0.0	0	0
NMSU	0	0	0.0	0	0
TTU	1	14	14.0	0	14
AFA	0	0	0.0	0	0
at BYU	0	0	0.0	0	0
UNLV	0	0	0.0	0	0
at WYO	0	0	0.0	0	0
UNM	0	0	0.0	0	0
at UH	0	0	0.0	0	0
SJSU	0	0	0.0	0	0
at CSU	0	0	0.0	0	0
at BSU	0	0	0.0	0	0
vs. UNT	0	0	0.0	0	0

2017	Att	Yds	Avg	TD	LG
at WIS	1	4	4.0	0	4
ISU	0	0	0.0	0	0
at WF	0	0	0.0	0	0
at SJSU	0	0	0.0	0	0
BYU	0	0	0.0	0	0
CSU	0	0	0.0	0	0
WYO	1	5	5.0	0	5
at UNLV	1	2	2.0	0	2
BSU	0	0	0.0	0	0
at UNM	2	3	1.5	0	6
UH	0	0	0.0	0	0
at AFA	0	0	0.0	0	0
vs NMSU	0	0	0.0	0	0

GAME-BY-GAME KICKOFF RETURNS

2019	Ret	Yds	Avg	TD	LG
at WF	1	18	18.0	0	18
SB	2	65	32.5	0	44
at SDSU	1	24	24.0	0	24
CSU	1	100	100.0	1	100
at LSU	1	21	21.0	0	21
NEV	2	119	59.5	1	100
at AFA	0	0	0.0	0	0
BYU	2	36	18.0	0	24
at FS	0	0	0.0	0	0



WYO	0	0	0.0	0	0
BSU	0	0	0.0	0	0
at UNM	0	0	0.0	0	0

2018	Ret	Yds	Avg	TD	LG
at MSU	2	48	24.0	0	24
NMSU	2	130	65.0	1	100
TTU	1	23	23.0	0	23
AFA	3	63	21.0	0	27
at BYU	0	0	0.0	0	0
UNLV	0	0	0.0	0	0
at WYO	3	157	52.3	1	99
UNM	2	35	17.5	0	22
at UH	1	66	66.0	0	66
SJSU	3	82	27.3	0	29
at CSU	2	63	31.5	0	51
at BSU	2	52	26.0	0	0
vs. UNT	1	23	23.0	0	23

2017	Ret	Yds	Avg	TD	LG
at WIS	0	0	0.0	0	0
ISU	3	55	18.3	0	20
at WF	4	69	17.3	0	20
at SJSU	1	21	21.0	0	21
BYU	2	31	15.5	0	22
CSU	3	63	21.0	0	25
WYO	4	89	22.3	0	34
at UNLV	3	108	36.0	0	64
BSU	2	52	26.0	0	33
at UNM	0	0	0.0	0	0
UH	0	0	0.0	0	0
at AFA	2	38	19.0	0	21
vs NMSU	2	99	45.5	1	96

**12 - AJANI CARTER**

WR • 6-0 • 185 • FR-HS

Houston, Texas
(North Shore HS)**CAREER STATS - RECEIVING**

Year	G/GS	Rec	Yds	Avg	TD	Long
2019	7/0	1	11	11.0	0	11

CAREER HIGHS - RECEIVING

Receptions: 1, vs. Stony Brook (9/7/19)
 Receiving Yards: 11, Stony Brook (9/7/19)
 Long Catch: 11, Stony Brook (9/7/19)

CAREER STATS - DEFENSE

Year	G	UA-AT-TT	TFL	Sack	INT	PB	FF	FR
2019	7	4-2-6	0.0-0	0.0-0	0-0	0	0	0

CAREER HIGHS - DEFENSE

Tackles: 3, at San Diego State (9/21/19)

GAME-BY-GAME RECEIVING

2019	G/GS	Rec	Yds	Avg	TD	LG
at WF	0/0	0	0	0.0	0	0
SB	1/0	1	11	11.0	0	11
at SDSU	1/0	0	0	0.0	0	0
CSU	1/0	0	0	0.0	0	0
at LSU	1/0	0	0	0.0	0	0
NEV	1/0	0	0	0.0	0	0
at AFA	1/0	0	0	0.0	0	0
BYU	1/0	0	0	0.0	0	0
at FS	0/0	0	0	0.0	0	0
WYO	0/0	0	0	0.0	0	0
at BSU	0/0	0	0	0.0	0	0
at UNM	0/0	0	0	0.0	0	0

GAME-BY-GAME DEFENSE

2019	G	U-A-T	TFL	Sack	INT	PB	QH	F/R
at WF	0	0-0-0	0.0-0	0.0-0	0	0	0	0/0
SB	1	0-0-0	0.0-0	0.0-0	0	0	0	0/0
at SDSU	1	3-0-3	0.0-0	0.0-0	0	0	0	0/0
CSU	1	0-0-0	0.0-0	0.0-0	0	0	0	0/0
at LSU	1	0-0-0	0.0-0	0.0-0	0	0	0	0/0

NEV	1	1-1-2	0.0-0	0.0-0	0	0	0	0/0
at AFA	1	0-0-0	0.0-0	0.0-0	0	0	0	0/0
BYU	1	0-1-1	0.0-0	0.0-0	0	0	0	0/0
at FS	0	0-0-0	0.0-0	0.0-0	0	0	0	0/0
WYO	0	0-0-0	0.0-0	0.0-0	0	0	0	0/0
BSU	0	0-0-0	0.0-0	0.0-0	0	0	0	0/0
at UNM	0	0-0-0	0.0-0	0.0-0	0	0	0	0/0

**13 - DEVEN THOMPKINS**

WR • 5-7 • 160 • SO-1L

Fort Myers, Fla.
(Dunbar HS)**CAREER STATS - RECEIVING**

Year	G/GS	Rec	Yds	Avg	TD	Long
2018	13/0	9	65	7.2	0	12
2019	8/3	26	293	11.3	3	56
TOTAL	21/3	35	358	10.2	3	56

CAREER HIGHS - RECEIVING

Receptions: 6, at Air Force (9/26/19)
 Yards: 77, vs. Stony Brook (9/7/19)
 Receiving TD: 1, three times
 Long Catch: 56, vs. Stony Brook (9/7/19)

CAREER STATS - RUSHING

Year	Rush	Yds	Avg	TD	Long
2018	2	30	15.0	0	27
2019	2	9	4.5	0	9
TOTAL	4	39	9.8	0	27

CAREER HIGHS - RUSHING

Rushes: 2, vs. BYU (11/2/19)
 Yards: 27, vs. Tennessee Tech (9/13/18)
 Long Rush: 27, vs. Tennessee Tech (9/13/18)

CAREER STATS - PUNT RETURNS

Year	Ret	Yds	Avg	TD	Long
2018	6	55	9.2	0	17
2019	1	45	45.0	1	45
TOTAL	7	100	14.3	1	17

CAREER HIGHS - PUNT RETURNS

Returns: 2, two times
 Yards: 45, vs. Stony Brook (9/7/19)
 TD: 1, vs. Stony Brook (9/7/19)
 Long Return: 45, vs. Stony Brook (9/7/19)

CAREER STATS - KICKOFF RETURNS

Year	Ret	Yds	Avg	TD	LG
2018	1	48	48.0	0	48
2019	0	0	0.0	0	0
TOTAL	1	48	48.0	0	48

CAREER HIGHS - KICKOFF RETURNS

Returns: 1, vs. Tennessee Tech (9/13/18)
 Yards: 48, vs. North Texas (12/15/18)
 Long Return: 48, vs. North Texas (12/15/18)

GAME-BY-GAME RECEIVING

2019	G/GS	Rec	Yds	Avg	TD	LG
at WF	1/0	2	59	29.5	1	56
SB	1/0	5	77	15.4	1	45
at SDSU	1/0	2	2	1.0	0	2
CSU	1/0	3	55	18.3	1	37
at LSU	1/0	2	18	9.0	0	10
NEV	1/1	4	46	11.5	0	15
at AFA	1/1	6	26	4.3	0	10
BYU	1/1	2	10	5.0	0	9
at FS	0/0	0	0	0.0	0	0
WYO	0/0	0	0	0.0	0	0
at BSU	0/0	0	0	0.0	0	0
at UNM	0/0	0	0	0.0	0	0

2018	G/GS	Rec	Yds	Avg	TD	LG
at MSU	1/0	0	0	0.0	0	0
NMSU	1/0	2	15	7.5	0	8
TTU	1/0	1	7	7.0	0	7

AFA	1/0	1	8	8.0	0	8
at BYU	1/0	0	0	0.0	0	0
UNLV	1/0	1	12	12.0	0	12
at WYO	1/0	0	0	0.0	0	0
UNM	1/0	1	7	7.0	0	7
at UH	1/0	2	11	5.5	0	6
SJSU	1/0	0	0	0.0	0	0
at CSU	1/0	0	0	0.0	0	0
at BSU	1/0	1	5	5.0	0	5
vs. UNT	1/0	0	0	0.0	0	0

GAME-BY-GAME RUSHING

2019	G	Att	Yds	Avg	TD	LG
at WF	1	0	0	0	0	0
SB	1	0	0	0	0	0
at SDSU	1	0	0	0	0	0
CSU	1	0	0	0	0	0
at LSU	1	0	0	0	0	0
NEV	1	0	0	0	0	0
at AFA	1	0	0	0	0	0
BYU	1	2	9	4.5	0	9
at FS	0	0	0	0	0	0
WYO	0	0	0	0	0	0
BSU	0	0	0	0	0	0
at UNM	0	0	0	0	0	0

2018	G	Att	Yds	Avg	TD	LG
at MSU	1	0	0	0.0	0	0
NMSU	1	0	0	0.0	0	0
TTU	1	1	27	27.0	0	27
AFA	1	0	0	0.0	0	0
at BYU	1	1	3	3.0	0	3
UNLV	1	0	0	0.0	0	0
at WYO	1	0	0	0.0	0	0
UNM	1	0	0	0.0	0	0
at UH	1	0	0	0.0	0	0
SJSU	1	0	0	0.0	0	0
at CSU	1	0	0	0.0	0	0
at BSU	1	0	0	0.0	0	0
vs. UNT	1	0	0	0.0	0	0

GAME-BY-GAME PUNT RETURNS

2019	Ret	Yds	Avg	TD	LG
at WF	0	0	0.0	0	0
SB	1	45	45.0	1	45
at SDSU	0	0	0.0	0	0
CSU	0	0	0.0	0	0
at LSU	0	0	0.0	0	0
NEV	0	0	0.0	0	0
at AFA	0	0	0.0	0	0
BYU	0	0	0.0	0	0
at FS	0	0	0.0	0	0
WYO	0	0	0.0	0	0
BSU	0	0	0.0	0	0
at UNM	0	0	0.0	0	0

2018	Ret	Yds	Avg	TD	LG
at MSU	0	0	0.0	0	0
NMSU	1	2	2.0	0	2
TTU	1	17	17.0	0	17
AFA	0	0	0.0	0	0
at BYU	0	0	0.0	0	0
UNLV	2	25	12.5	0	0
at WYO	0	0	0.0	0	0
UNM	0	0	0.0	0	0
at UH	0	0	0.0	0	0
SJSU	0	0	0.0	0	0
at CSU	2	11	5.5	0	9
at BSU	0	0	0.0	0	0
vs. UNT	0	0	0.0	0	0





GAME-BY-GAME KICKOFF RETURNS

2019	Ret	Yds	Avg	TD	LG
at WF	0	0	0.0	0	0
SB	0	0	0.0	0	0
at SDSU	0	0	0.0	0	0
CSU	0	0	0.0	0	0
at LSU	0	0	0.0	0	0
NEV	0	0	0.0	0	0
at AFA	0	0	0.0	0	0
BYU	0	0	0.0	0	0
at FS	0	0	0.0	0	0
WYO	0	0	0.0	0	0
BSU	0	0	0.0	0	0
at UNM	0	0	0.0	0	0

2018	Ret	Yds	Avg	TD	LG
at MSU	0	0	0.0	0	0
NMSU	0	0	0.0	0	0
TTU	1	20	20.0	0	20
AFA	0	0	0.0	0	0
at BYU	0	0	0.0	0	0
UNLV	0	0	0.0	0	0
at WYO	0	0	0.0	0	0
UNM	0	0	0.0	0	0
at UH	0	0	0.0	0	0
SJSU	0	0	0.0	0	0
at CSU	0	0	0.0	0	0
at BSU	0	0	0.0	0	0
vs. UNT	0	48	48.0	0	48



14 - ZAHODRI JACKSON

CB • 5-10 • 185 • SO-1L

Sarasota, Fla.

(Riverview HS)

CAREER STATS - DEFENSE

Year	G/GS	UA-AT-TT	TFL	Sack	INT	PB	FF	FR
2018	13/1	5-1-6	0.0-0	0.0-0	0-0	0	0	0
2019	1/1	1-3-4	0.0-0	0.0-0	0-0	1	0	0
TOTAL	14/2	6-4-10	0.0-0	0.0-0	0-0	1	0	0

CAREER HIGHS - DEFENSE

Tackles: 4, at Wake Forest (8/30/19)

PBU: 1, at Wake Forest (8/30/19)

GAME-BY-GAME DEFENSE

2019	G/GS	U-A-T	TFL	Sack	INT	PB	QH	F/R
at WF	1/1	1-3-4	0.0-0	0.0-0	0	1	0	0/0
SB	0/0	0.0-0	0.0-0	0.0-0	0	0	0	0/0
at SDSU	0/0	0.0-0	0.0-0	0.0-0	0	0	0	0/0
CSU	0/0	0.0-0	0.0-0	0.0-0	0	0	0	0/0
at LSU	0/0	0.0-0	0.0-0	0.0-0	0	0	0	0/0
NEV	0/0	0.0-0	0.0-0	0.0-0	0	0	0	0/0
at AFA	0/0	0.0-0	0.0-0	0.0-0	0	0	0	0/0
BYU	0/0	0.0-0	0.0-0	0.0-0	0	0	0	0/0
at FS	0/0	0.0-0	0.0-0	0.0-0	0	0	0	0/0
WYO	0/0	0.0-0	0.0-0	0.0-0	0	0	0	0/0
BSU	0/0	0.0-0	0.0-0	0.0-0	0	0	0	0/0
at UNM	0/0	0.0-0	0.0-0	0.0-0	0	0	0	0/0

2018	G/GS	U-A-T	TFL	Sack	INT	PB	QH	F/R
at MSU	1/0	0.0-0	0.0-0	0.0-0	0	0	0	0/0
NMSU	1/0	1-0-1	0.0-0	0.0-0	0	0	0	0/0
TTU	1/0	1-0-1	0.0-0	0.0-0	0	0	0	0/0
AFA	1/0	0.0-0	0.0-0	0.0-0	0	0	0	0/0
at BYU	1/0	0.0-0	0.0-0	0.0-0	0	0	0	0/0
UNLV	1/0	0.0-0	0.0-0	0.0-0	0	0	0	0/0
at WYO	1/0	0-1-1	0.0-0	0.0-0	0	0	0	0/0
UNM	1/0	0.0-0	0.0-0	0.0-0	0	0	0	0/0
at UH	1/0	1-0-1	0.0-0	0.0-0	0	0	0	0/0
SJSU	1/0	0.0-0	0.0-0	0.0-0	0	0	0	0/0
at CSU	1/0	1-0-1	0.0-0	0.0-0	0	0	0	0/0
at BSU	1/0	1-0-1	0.0-0	0.0-0	0	0	0	0/0
vs. UNT	1/1	0.0-0	0.0-0	0.0-0	0	0	0	0/0



16 - JORDAN NATHAN

WR • 5-8 • 180 • JR-2L

Monrovia, Calif.

(Monrovia HS)

CAREER STATS - RECEIVING

Year	G/GS	Rec	Yds	Avg	TD	Long
2017	13/12	25	324	13.0	2	75
2018	12/6	28	297	10.6	3	42
2019	8/7	28	341	12.2	1	52
TOTAL	33/25	74	829	11.2	6	75

CAREER HIGHS - RECEIVING

Receptions: 7, vs. BYU (11/2/19)

Yards: 133, vs. BYU (11/2/19)

Receiving TDs: 1, six times

Long Catch: 75, at UNLV (10/21/17)

CAREER STATS - RUSHING

Year	Rush	Yds	Avg	TD	Long
2017	7	30	4.3	0	19
2018	1	-2	-2.0	0	0
2019	0	0	0.0	0	0
TOTAL	8	28	3.5	0	19

CAREER HIGHS - RUSHING

Rushes: 3, at Wisconsin (9/1/17)

Rushing Yards: 15, at Wisconsin (9/1/17)

Long Rush: 19, at Wisconsin (9/1/17)

CAREER STATS - PUNT RETURNS

Year	Ret	Yds	Avg	TD	Long
2017	23	196	8.5	0	70
2018	20	166	8.3	1	59
2019	5	45	9.0	0	21
TOTAL	48	407	8.5	1	70

CAREER HIGHS - PUNT RETURNS

Returns: 6, vs. New Mexico State (12/29/17)

Yards: 92, at UNLV (10/21/17)

TD: 1, vs. Tennessee Tech (9/13/18)

Long Return: 70, at UNLV (10/21/17)

CAREER STATS - KICKOFF RETURNS

Year	Ret	Yds	Avg	TD	LG
2018	1	5	5.0	0	5
2019	0	0	0.0	0	0
TOTAL	1	5	5.0	0	0

CAREER HIGHS - KICKOFF RETURNS

Returns: 1, vs. UNLV (10/13/18)

Yards: 5, vs. UNLV (10/13/18)

Long Return: 5, vs. UNLV (10/13/18)

GAME-BY-GAME RECEIVING

2019	G/GS	Rec	Yds	Avg	TD	LG
at WF	1/0	6	83	13.8	1	27
SB	1/1	3	33	11.0	0	26
at SDSU	1/1	4	20	5.0	0	12
CSU	1/1	2	2	1.0	0	4
at LSU	1/1	4	51	12.8	0	35
NEV	1/1	1	8	8.0	0	8
at AFA	1/1	1	11	11.0	0	11
BYU	1/1	7	133	19.0	0	52
at FS	0/0	0	0	0.0	0	0
WYO	0/0	0	0	0.0	0	0
at BSU	0/0	0	0	0.0	0	0
at UNM	0/0	0	0	0.0	0	0

2018	G/GS	Rec	Yds	Avg	TD	LG
at MSU	1/1	4	64	16.0	0	28
NMSU	1/1	2	17	8.5	0	15
TTU	1/1	3	30	10.0	0	12
AFA	1/1	2	23	11.5	0	15
at BYU	1/1	0	0	0.0	0	0
UNLV	1/0	2	19	9.5	1	24
at WYO	1/0	3	12	4.0	0	7

UNM	1/1	2	39	19.5	1	22
at UH	1/0	2	17	8.5	0	9
SJSU	1/0	3	47	15.7	1	42
at CSU	0/0	0	0	0.0	0	0
at BSU	1/0	3	17	5.7	0	11
vs. UNT	1/0	2	12	6.0	0	10

2017	G/GS	Rec	Yds	Avg	TD	LG
at WIS	1/1	3	23	7.7	0	15
ISU	1/1	6	63	10.5	1	19
at WF	1/1	2	13	6.5	0	8
at SJSU	1/1	5	34	6.8	0	21
BYU	1/1	0	0	0.0	0	0
CSU	1/1	0	10	10.0	0	0
WYO	1/1	0	0	0.0	0	0
at UNLV	1/1	3	92	30.7	1	75
BSU	1/1	2	45	22.5	0	34
at UNM	1/1	2	15	7.5	0	13
UH	1/1	1	14	14.0	0	14
at AFA	1/1	1	15	15.0	0	15
vs NMSU	0/0	0	0	0	0	0

GAME-BY-GAME RUSHING

2019	Att	Yds	Avg	TD	LG
at WF	0	0	0	0	0
SB	0	0	0	0	0
at SDSU	0	0	0	0	0
CSU	0	0	0	0	0
at LSU	0	0	0	0	0
NEV	0	0	0	0	0
at AFA	0	0	0	0	0
BYU	0	0	0	0	0
at FS	0	0	0	0	0
WYO	0	0	0	0	0
BSU	0	0	0	0	0
at UNM	0	0	0	0	0

2018	Att	Yds	Avg	TD	LG
at MSU	0	0	0.0	0	0
NMSU	0	0	0.0	0	0
TTU	0	0	0.0	0	0
AFA	0	0	0.0	0	0
at BYU	0	0	0.0	0	0
UNLV	0	0	0.0	0	0
at WYO	0	0	0.0	0	0
UNM	0	0	0.0	0	0
at UH	0	0	0.0	0	0
SJSU	0	0	0.0	0	0
at CSU	0	0	0.0	0	0
at BSU	0	0	0.0	0	0
vs. UNT	1	-2	-2.0	0	0

2017	Att	Yds	Avg	TD	LG
at WIS	3	15	5.0	0	19
ISU	0	0	0.0	0	0
at WF	1	-2	-2.0	0	0
at SJSU	1	10	10.0	0	10
BYU	1	7	7.0	0	7
CSU	0	0	0.0	0	0
WYO	0	0	0.0	0	0
at UNLV	0	0	0.0	0	0
BSU	0	0	0.0	0	0
at UNM	0	0	0.0	0	0
UH	1	0	0.0	0	0
at AFA	0	0	0.0	0	0
vs NMSU	0	0	0.0	0	0

GAME-BY-GAME PUNT RETURNS

2019	Ret	Yds	Avg	TD	LG
at WF	0	0	0.0	0	0
SB	2	27	13.5	0	21
at SDSU	0	0	0.0	0	0
CSU	1	-2	-2.0	0	0
at LSU	0	0	0.0	0	0
NEV	1	20	20.0	0	20
at AFA	0	0	0.0	0	0



BYU	1	0	0.0	0	0
at FS	0	0	0.0	0	0
WYO	0	0	0.0	0	0
BSU	0	0	0.0	0	0
at UNM	0	0	0.0	0	0

2018	Ret	Yds	Avg	TD	LG
at MSU	1	13	13.0	0	13
NMSU	3	45	15.0	0	35
TTU	3	74	24.7	1	59
AFA	1	1	1.0	0	1
at BYU	0	0	0.0	0	0
UNLV	0	0	0.0	0	0
at WYO	0	0	0.0	0	0
UNM	2	4	2.0	0	2
at UH	1	2	2.0	0	2
SJSU	1	-8	-8.0	0	0
at CSU	0	0	0.0	0	0
at BSU	2	21	10.5	0	22
vs. UNT	1	0	0.0	0	0

2017	Ret	Yds	Avg	TD	LG
at WIS	0	0	0.0	0	0
ISU	3	40	13.3	0	20
at WF	1	20	20.0	0	20
at SJSU	0	0	0.0	0	0
BYU	2	1	0.5	0	2
CSU	2	10	5.0	0	7
WYO	1	10	10.0	0	10
at UNLV	2	92	46.0	0	70
BSU	3	-3	-1.0	0	1
at UNM	1	8	8.0	0	8
UH	2	2	1.0	0	6
at AFA	0	0	0.0	0	0
vs NMSU	6	16	0.4	0	5

GAME-BY-GAME KICKOFF RETURNS

2019	Ret	Yds	Avg	TD	LG
at WF	0	0	0.0	0	0
SB	0	0	0.0	0	0
at SDSU	0	0	0.0	0	0
CSU	0	0	0.0	0	0
at LSU	0	0	0.0	0	0
NEV	1	0	0.0	0	0
at AFA	0	0	0.0	0	0
BYU	0	0	0.0	0	0
at FS	0	0	0.0	0	0
WYO	0	0	0.0	0	0
BSU	0	0	0.0	0	0
at UNM	0	0	0.0	0	0

2018	Ret	Yds	Avg	TD	LG
at MSU	0	0	0.0	0	0
NMSU	0	0	0.0	0	0
TTU	0	0	0.0	0	0
AFA	0	0	0.0	0	0
at BYU	0	0	0.0	0	0
UNLV	1	5	5.0	0	5
at WYO	0	0	0.0	0	0
UNM	0	0	0.0	0	0
at UH	0	0	0.0	0	0
SJSU	0	0	0.0	0	0
at CSU	0	0	0.0	0	0
at BSU	0	0	0.0	0	0
vs. UNT	0	0	0.0	0	0

**17 - TAYLOR COMPTON****WR • 5-8 • 175 • JR-1L**Logan, Utah
(Logan HS)**CAREER STATS - RECEIVING**

Year	G/GS	Rec	Yds	Avg	TD	Long
2017	2/0	0	0	0.0	0	0
2018	13/0	8	58	7.2	0	11
2019	7/0	8	64	8.0	0	18
TOTAL	22/0	16	122	7.6	0	18

CAREER HIGHS - RECEIVINGReceptions: 3, vs. San José State (11/10/18)
Receiving Yards: 35, vs. Stony Brook (9/7/19)
Long Catch: 18, vs. Stony Brook (9/7/19)**GAME-BY-GAME RECEIVING**

2019	G/GS	Rec	Yds	Avg	TD	LG
at WF	1/0	1	0	0.0	0	0
SB	1/0	2	35	17.5	0	18
at SDSU	1/0	1	14	14.0	0	14
CSU	1/0	0	0	0.0	0	0
at LSU	0/0	0	0	0.0	0	0
NEV	1/0	2	5	2.5	0	4
at AFA	1/0	0	0	0.0	0	0
BYU	1/0	2	10	5.0	0	6
at FS	0/0	0	0	0.0	0	0
WYO	0/0	0	0	0.0	0	0
at BSU	0/0	0	0	0.0	0	0
at UNM	0/0	0	0	0.0	0	0

2018	G/GS	Rec	Yds	Avg	TD	LG
at MSU	1/0	0	0	0.0	0	0
NMSU	1/0	0	0	0.0	0	0
TTU	1/0	0	0	0.0	0	0
AFA	1/0	1	10	10.0	0	10
at BYU	1/0	0	0	0.0	0	0
UNLV	1/0	1	5	5.0	0	5
at WYO	1/0	0	0	0.0	0	0
UNM	1/0	2	11	5.5	0	8
at UH	1/0	1	11	11.0	0	11
SJSU	1/0	3	21	7.0	0	11
at CSU	1/0	0	0	0.0	0	0
at BSU	1/0	0	0	0.0	0	0
vs. UNT	1/0	0	0	0.0	0	0

2017	G/GS	Rec	Yds	Avg	TD	LG
at WIS	0/0	0	0	0.0	0	0
ISU	1/0	0	0	0.0	0	0
at WF	0/0	0	0	0.0	0	0
at SJSU	0/0	0	0	0.0	0	0
BYU	0/0	0	0	0.0	0	0
CSU	0/0	0	0	0.0	0	0
WYO	1/0	0	0	0.0	0	0
at UNLV	0/0	0	0	0.0	0	0
BSU	0/0	0	0	0.0	0	0
at UNM	0/0	0	0	0.0	0	0
UH	0/0	0	0	0.0	0	0
at AFA	0/0	0	0	0.0	0	0
vs NMSU	0/0	0	0	0.0	0	0

**18 - CAM LAMPKIN****CB • 5-9 • 170 • FR-HS**Mesquite, Texas
(Poteet HS)**CAREER STATS - DEFENSE**

Year	G/GS	UA-AT-TT	TFL	Sack	INT	PB	FF	FR
2019	8/2	6-1-7	0.0-0	0.0-0	1-0	2	0	0

CAREER HIGHS - DEFENSETackles: 2, two times
INT: 1, vs. BYU (11/2/19)
PBU: 1, two times**GAME-BY-GAME DEFENSE**

2019	G/GS	U-A-T	TFL	Sack	INT	PB	QH	F/R
at WF	1/0	2-0-2	0.0-0	0.0-0	0	1	0	0/0
SB	1/1	2-0-2	0.0-0	0.0-0	0	1	0	0/0
at SDSU	1/0	0-0-0	0.0-0	0.0-0	0	0	0	0/0
CSU	1/0	0-0-0	0.0-0	0.0-0	0	0	0	0/0
at LSU	1/0	1-0-1	0.0-0	0.0-0	0	0	0	0/0
NEV	1/0	1-0-1	0.0-0	0.0-0	0	0	0	0/0
at AFA	1/1	0-0-0	0.0-0	0.0-0	0	0	0	0/0
BYU	1/0	0-1-1	0.0-0	0.0-0	1	0	0	0/0
at FS	0/0	0-0-0	0.0-0	0.0-0	0	0	0	0/0
WYO	0/0	0-0-0	0.0-0	0.0-0	0	0	0	0/0
BSU	0/0	0-0-0	0.0-0	0.0-0	0	0	0	0/0
at UNM	0/0	0-0-0	0.0-0	0.0-0	0	0	0	0/0

**19 - SEAN CARTER****WR • 6-2 • 195 • JR-JC**Westlake Village, Calif.
(Westlake HS)
(Fullerton JC)**CAREER STATS - RECEIVING**

Year	G/GS	Rec	Yds	Avg	TD	Long
2019	5/0	0	0	0.0	0	0

GAME-BY-GAME RECEIVING

2019	G/GS	Rec	Yds	Avg	TD	LG
at WF	0/0	0	0	0.0	0	0
SB	1/0	0	0	0.0	0	0
at SDSU	0/0	0	0	0.0	0	0
CSU	0/0	0	0	0.0	0	0
at LSU	1/0	0	0	0.0	0	0
NEV	1/0	0	0	0.0	0	0
at AFA	1/0	0	0	0.0	0	0
BYU	1/0	0	0	0.0	0	0
at FS	0/0	0	0	0.0	0	0
WYO	0/0	0	0	0.0	0	0
at BSU	0/0	0	0	0.0	0	0
at UNM	0/0	0	0	0.0	0	0

**20 - JAYLEN WARREN****RB • 5-8 • 215 • JR-JC**Salt Lake City, Utah
(East HS)
(Snow College)**CAREER STATS - RUSHING**

Year	G/GS	Rush	Yds	Avg	TD	Long
2019	7/0	66	414	6.3	4	59

CAREER HIGHS - RUSHINGRushes: 19, at Wake Forest (8/30/19)
Rushing Yards: 141, at Wake Forest (8/30/19)
TDs: 2, vs. Stony Brook (9/7/19)
Long Rush: 59, at Wake Forest (8/30/19)**CAREER STATS - RECEIVING**

Year	Rec	Yds	Avg	TD	Long
2019	9	119	13.2	0	31

CAREER HIGHS - RECEIVINGReceptions: 3, at San Diego State (9/21/19)
Yards: 40, at San Diego State (9/21/19)
Long Catch: 31, at Air Force (9/26/19)**GAME-BY-GAME RUSHING**

2019	G/GS	Att	Yds	Avg	TD	LG
at WF	1/0	19	141	7.4	1	59
SB	1/0	9	105	11.7	2	54
at SDSU	1/0	17	74	4.4	1	12
CSU	1/0	5	15	3.0	0	5
at LSU	0/0	0	0	0.0	0	0
NEV	1/0	12	73	6.1	0	25
at AFA	1/0	2	4	2.0	0	2
BYU	1/0	2	2	1.0	0	3
at FS	0/0	0	0	0.0	0	0
WYO	0/0	0	0	0.0	0	0
BSU	0/0	0	0	0.0	0	0
at UNM	0/0	0	0	0.0	0	0

GAME-BY-GAME RECEIVING

2019	Rec	Yds	Avg	TD	LG
at WF	1	1	1.0	0	1
SB	2	27	13.5	0	25
at SDSU	3	40	13.3	0	30
CSU	1	9	9.0	0	9
at LSU	0	0	0.0	0	0
NEV	1	11	11.0	0	11
at AFA	1	31	31.0	0	31
BYU	1	0	0.0	0	0
at FS	0	0	0.0	0	0
WYO	0	0	0.0	0	0
BSU	0	0	0.0	0	0
at UNM	0	0	0.0	0	0



21 - ANDRE GRAYSON

CB • 5-8 • 175 • SO-1L
Rancho Cucamonga, Calif.
(Etiwanda HS)

CAREER STATS - DEFENSE

Year	G/GS	UA-AT-TT	TFL	Sack	INT	PB	FF	FR
2018	12/0	1-3-4	0.0-0	0.0-0	0-0	2	0	0
2019	8/4	19-12-31	2.0-14	1.0-10	1-0	5	2	0
TOTAL	20/4	20-15-35	2.0-14	1.0-10	1-0	7	2	0

CAREER HIGHS - DEFENSE

Tackles: 9, vs. Nevada (10/19/19)
TFL: 2.0, vs. Nevada (10/19/19)
Sacks: 1.0, TFL: 3.0, two times
INT: 1, vs. Stony Brook (9/7/19)
PBU: 3, vs. Nevada (10/19/19)
FF: 2, vs. Nevada (10/19/19)

GAME-BY-GAME DEFENSE

2019	G/GS	U-A-T	TFL	Sack	INT	PB	QH	F/R
at WF	1/1	1-0-1	0.0-0	0.0-0	0	1	0	0/0
SB	1/0	2-1-3	0.0-0	0.0-0	1	0	0	0/0
at SDSU	1/0	2-0-2	0.0-0	0.0-0	0	0	0	0/0
CSU	1/1	0-2-2	0.0-0	0.0-0	0	1	0	0/0
at LSU	1/1	2-4-6	0.0-0	0.0-0	0	0	0	0/0
NEV	1/1	8-1-9	2.0-14	1.0-10	0	3	0	2/0
at AFA	1/0	3-2-5	0.0-0	0.0-0	0	0	0	0/0
BYU	1/0	2-2-4	0.0-0	0.0-0	0	0	0	0/0
at FS	0/0	0-0-0	0.0-0	0.0-0	0	0	0	0/0
WYO	0/0	0-0-0	0.0-0	0.0-0	0	0	0	0/0
BSU	0/0	0-0-0	0.0-0	0.0-0	0	0	0	0/0
at UNM	0/0	0-0-0	0.0-0	0.0-0	0	0	0	0/0

2018	G/GS	U-A-T	TFL	Sack	INT	PB	QH	F/R
at MSU	0/0	0-0-0	0.0-0	0.0-0	0	0	0	0/0
NMSU	1/0	0-1-1	0.0-0	0.0-0	0	0	0	0/0
TTU	1/0	0-1-1	0.0-0	0.0-0	0	0	0	0/0
AFA	1/0	0-0-0	0.0-0	0.0-0	0	0	0	0/0
at BYU	1/0	0-0-0	0.0-0	0.0-0	0	0	0	0/0
UNLV	1/0	0-1-1	0.0-0	0.0-0	0	0	0	0/0
at WYO	1/0	0-0-0	0.0-0	0.0-0	0	0	0	0/0
UNM	1/0	1-0-1	0.0-0	0.0-0	0	0	0	0/0
at UH	1/0	0-0-0	0.0-0	0.0-0	0	2	0	0/0
SJSU	1/0	0-0-0	0.0-0	0.0-0	0	0	0	0/0
at CSU	1/0	0-0-0	0.0-0	0.0-0	0	0	0	0/0
at BSU	1/0	0-0-0	0.0-0	0.0-0	0	0	0	0/0
vs. UNT	1/0	0-0-0	0.0-0	0.0-0	0	0	0	0/0



22 - MICHAEL ANYANWU

CB • 5-9 • 180 • FR-RS
Covina, Calif.
(Charter Oak HS)

CAREER STATS - DEFENSE

Year	G/GS	UA-AT-TT	TFL	Sack	INT	PB	FF	FR
2019	5/0	1-0-1	0.0-0	0.0-0	0-0	0	0	0

CAREER HIGHS - DEFENSE

Tackles: 1, at San Diego State (9/21/19)

GAME-BY-GAME DEFENSE

2019	G/GS	U-A-T	TFL	Sack	INT	PB	QH	F/R
at WF	1/0	0-0-0	0.0-0	0.0-0	0	0	0	0/0
SB	1/0	0-0-0	0.0-0	0.0-0	0	0	0	0/0
at SDSU	1/0	1-0-1	0.0-0	0.0-0	0	0	0	0/0
CSU	1/0	0-0-0	0.0-0	0.0-0	0	0	0	0/0
at LSU	1/0	0-0-0	0.0-0	0.0-0	0	0	0	0/0
NEV	0/0	0-0-0	0.0-0	0.0-0	0	0	0	0/0
at AFA	0/0	0-0-0	0.0-0	0.0-0	0	0	0	0/0
BYU	0/0	0-0-0	0.0-0	0.0-0	0	0	0	0/0
at FS	0/0	0-0-0	0.0-0	0.0-0	0	0	0	0/0
WYO	0/0	0-0-0	0.0-0	0.0-0	0	0	0	0/0
BSU	0/0	0-0-0	0.0-0	0.0-0	0	0	0	0/0
at UNM	0/0	0-0-0	0.0-0	0.0-0	0	0	0	0/0



23 - DOMINIC TATUM

CB • 6-2 • 180 • FR-HS
Culver City, Calif.
(Culver City HS)

CAREER STATS - DEFENSE

Year	G/GS	UA-AT-TT	TFL	Sack	INT	PB	FF	FR
2019	3/0	3-0-3	0.0-0	0.0-0	0-0	2	0	0

CAREER HIGHS - DEFENSE

Tackles: 2, vs. Stony Brook (9/7/19)
PBU: 1, two times

GAME-BY-GAME DEFENSE

2019	G/GS	U-A-T	TFL	Sack	INT	PB	QH	F/R
at WF	0/0	0-0-0	0.0-0	0.0-0	0	0	0	0/0
SB	1/0	2-0-2	0.0-0	0.0-0	0	1	0	0/0
at SDSU	0/0	0-0-0	0.0-0	0.0-0	0	0	0	0/0
CSU	0/0	0-0-0	0.0-0	0.0-0	0	0	0	0/0
at LSU	0/0	0-0-0	0.0-0	0.0-0	0	0	0	0/0
NEV	1/0	0-0-0	0.0-0	0.0-0	0	1	0	0/0
at AFA	1/0	1-0-1	0.0-0	0.0-0	0	0	0	0/0
BYU	0/0	0-0-0	0.0-0	0.0-0	0	0	0	0/0
at FS	0/0	0-0-0	0.0-0	0.0-0	0	0	0	0/0
WYO	0/0	0-0-0	0.0-0	0.0-0	0	0	0	0/0
BSU	0/0	0-0-0	0.0-0	0.0-0	0	0	0	0/0
at UNM	0/0	0-0-0	0.0-0	0.0-0	0	0	0	0/0



24 - DALTON BAKER

DE • 6-5 • 245 • SR-3L
Payson, Utah
(Payson HS)

CAREER STATS - DEFENSE

Year	G/GS	UA-AT-TT	TFL	Sack	INT	PB	FF	FR
2016	8/0	0-0-0	0.0-0	0.0-0	0-0	0	0	0
2017	13/4	10-20-30	1.0-3	0.0-0	0-0	0	0	0
2018	13/1	7-20-27	1.0-2	0.0-0	0-0	0	1	0
2019	8/2	5-8-13	1.5-4	0.0-0	0-0	2	0	1
TOTAL	42/7	22-48-70	3.5-9	0.0-0	0-0	2	1	1

CAREER HIGHS - DEFENSE

Tackles: 8, vs. Air Force (9/22/18)
TFL: 1.0, three times
PBU: 1, two times
FF: 1, vs. Tennessee Tech (9/13/18)
FR: 1, vs. Colorado State (9/28/19)
QBH: 1, six times

GAME-BY-GAME DEFENSE

2019	G/GS	U-A-T	TFL	Sack	INT	PB	QH	F/R
at WF	1/0	0-2-2	0.5-1	0.0-0	0	0	0	0/0
SB	1/0	0-1-1	0.0-0	0.0-0	0	1	1	0/0
at SDSU	1/0	1-0-1	0.0-0	0.0-0	0	0	0	0/0
CSU	1/1	0-3-3	0.0-0	0.0-0	0	1	0	0/1
at LSU	1/1	0-0-0	0.0-0	0.0-0	0	0	0	0/0
NEV	1/0	1-1-2	0.0-0	0.0-0	0	0	1	0/0
at AFA	1/0	2-1-3	0.0-0	0.0-0	0	0	0	0/0
BYU	1/0	1-0-1	1.0-3	0.0-0	0	0	0	0/0
at FS	0/0	0-0-0	0.0-0	0.0-0	0	0	0	0/0

WYO	0/0	0-0-0	0.0-0	0.0-0	0	0	0	0/0
BSU	0/0	0-0-0	0.0-0	0.0-0	0	0	0	0/0
at UNM	0/0	0-0-0	0.0-0	0.0-0	0	0	0	0/0

2018	G/GS	U-A-T	TFL	Sack	INT	PB	QH	F/R
at MSU	1/0	1-2-3	0.0-0	0.0-0	0	0	0	0/0
NMSU	1/0	0-1-1	0.0-0	0.0-0	0	0	0	0/0
TTU	1/0	1-2-3	0.0-0	0.0-0	0	0	0	1/0
AFA	1/1	2-6-8	1.0-2	0.0-0	0	0	1	0/0
at BYU	1/0	1-0-1	0.0-0	0.0-0	0	0	0	0/0
UNLV	1/0	0-3-3	0.0-0	0.0-0	0	0	0	0/0
at WYO	1/0	1-1-2	0.0-0	0.0-0	0	0	0	0/0
UNM	1/0	0-0-0	0.0-0	0.0-0	0	0	1	0/0
at UH	1/0	0-1-1	0.0-0	0.0-0	0	0	0	0/0
SJSU	1/0	0-1-1	0.0-0	0.0-0	0	0	0	0/0
at CSU	1/0	0-1-1	0.0-0	0.0-0	0	0	1	0/0
at BSU	1/0	1-1-2	0.0-0	0.0-0	0	0	0	0/0
vs. UNT	1/0	0-1-1	0.0-0	0.0-0	0	0	0	0/0

2017	G/GS	U-A-T	TFL	Sack	INT	PB	QH	F/R
at WIS	1/0	1-2-3	0.0-0	0.0-0	0	0	0	0/0
ISU	1/1	0-3-3	0.0-0	0.0-0	0	0	1	0/0
at WF	1/0	1-1-2	0.0-0	0.0-0	0	0	0	0/0
at SJSU	1/0	1-1-2	0.0-0	0.0-0	0	0	0	0/0
BYU	1/0	0-1-1	0.0-0	0.0-0	0	0	0	0/0
CSU	1/0	1-6-7	0.0-0	0.0-0	0	0	0	0/0
WYO	1/1	0-0-0	0.0-0	0.0-0	0	0	0	0/0
at UNLV	1/1	0-0-0	0.0-0	0.0-0	0	0	0	0/0
BSU	1/1	1-0-1	0.0-0	0.0-0	0	0	0	0/0
at UNM	1/0	2-4-6	0.0-0	0.0-0	0	0	0	0/0
UH	1/0	1-0-1	0.0-0	0.0-0	0	0	0	0/0
at AFA	1/0	1-0-1	0.0-0	0.0-0	0	0	0	0/0
vs. NMSU	1/0	0-0-0	0.0-0	0.0-0	0	0	0	0/0

2016	G/GS	U-A-T	TFL	Sack	INT	PD	QH	F/R
WSU	1/0	0-0-0	0.0-0	0.0-0	0	0	0	0/0
at USC	1/0	0-0-0	0.0-0	0.0-0	0	0	0	0/0
ASU	1/0	0-0-0	0.0-0	0.0-0	0	0	0	0/0
AFA	1/0	0-0-0	0.0-0	0.0-0	0	0	0	0/0
at BSU	1/0	0-0-0	0.0-0	0.0-0	0	0	0	0/0
at CSU	0/0	0-0-0	0.0-0	0.0-0	0	0	0	0/0
FS	0/0	0-0-0	0.0-0	0.0-0	0	0	0	0/0
SDSU	0/0	0-0-0	0.0-0	0.0-0	0	0	0	0/0
at WYO	0/0	0-0-0	0.0-0	0.0-0	0	0	0	0/0
UNM	1/0	0-0-0	0.0-0	0.0-0	0	0	0	0/0
at NEV	1/0	0-0-0	0.0-0	0.0-0	0	0	0	0/0
at BYU	1/0	0-0-0	0.0-0	0.0-0	0	0	0	0/0



25 - JARROD GREEN

CB • 5-11 • 180 • SO-1L
Elk Grove, Calif.
(Cosumnes Oaks HS)

CAREER STATS

2018	G/GS	U-A-T	TFL	Sack	INT	PB	QH	F/R
at MSU	1/0	0-0-0	0.0-0	0.0-0	0	1	0	0/0
NMSU	1/0	0-2-2	0.0-0	0.0-0	0	0	0	0/0
TTU	1/0	0-1-1	0.0-0	0.0-0	0	0	0	0/0
AFA	1/0	0-0-0	0.0-0	0.0-0	0	0	0	0/0
at BYU	1/0	0-0-0	0.0-0	0.0-0	0	0	0	0/0
UNLV	1/0	0-0-0	0.0-0	0.0-0	0	0	0	0/0
at WYO	0/0	0-0-0	0.0-0	0.0-0	0	0	0	0/0
UNM	1/0	0-0-0	0.0-0	0.0-0	0	0	0	0/0
at UH	1/0	1-0-1	0.0-0	0.0-0	0	0	0	0/0
SJSU	1/0	0-0-0	0.0-0	0.0-0	0	0	0	0/0
at CSU	1/0	0-0-0	0.0-0	0.0-0	0	0	0	0/0
at BSU	0/0	0-0-0	0.0-0	0.0-0	0	0	0	0/0
vs. UNT	1/0	0-0-0	0.0-0	0.0-0	0	0	0	0/0

**26 - CHASE NELSON**

RB • 5-10 • 200 • JR-1L

Logan, Utah
(Logan HS)**CAREER STATS - RUSHING**

Year	G/GS	Rush	Yds	Avg	TD	Long
2019	8/0	0	0	0.0	0	0

CAREER STATS - RECEIVING

Year	Rec	Yds	Avg	TD	Long
2019	0	0	0.0	0	0

GAME-BY-GAME RUSHING

2019	G/GS	Att	Yds	Avg	TD	LG
at WF	1/0	0	0	0	0	0
SB	1/0	0	0	0	0	0
at SDSU	1/0	0	0	0	0	0
CSU	1/0	0	0	0	0	0
at LSU	1/0	0	0	0	0	0
NEV	1/0	0	0	0	0	0
at AFA	1/0	0	0	0	0	0
BYU	1/0	0	0	0	0	0
at FS	0/0	0	0	0	0	0
WYO	0/0	0	0	0	0	0
BSU	0/0	0	0	0	0	0
at UNM	0/0	0	0	0	0	0

GAME-BY-GAME RECEIVING

2019	Rec	Yds	Avg	TD	LG
at WF	0	0	0.0	0	0
SB	0	0	0.0	0	0
at SDSU	0	0	0.0	0	0
CSU	0	0	0.0	0	0
at LSU	0	0	0.0	0	0
NEV	0	0	0.0	0	0
at AFA	0	0	0.0	0	0
BYU	0	0	0.0	0	0
at FS	0	0	0.0	0	0
WYO	0	0	0.0	0	0
BSU	0	0	0.0	0	0
at UNM	0	0	0.0	0	0

CAREER STATS - DEFENSE

Year	G/GS	UA-AT-TT	TFL	Sack	INT	PB	FF	FR
2018	13/0	10-6-16	1.0-7	1.0-7	0-0	0	1	0
2019	8/0	1-2-3	0.0-0	0.0-0	0-0	0	0	0
TOTAL	21/0	11-8-19	1.0-7	1.0-7	0-0	0	1	0

CAREER HIGHS - DEFENSE

Tackles: 6, vs. Tennessee Tech (9/13/18)
 Sacks: 1.0, vs. Tennessee Tech (9/13/18)
 TFL: 1.0, vs. Tennessee Tech (9/13/18)
 FF: 1, vs. New Mexico (10/27/18)

GAME-BY-GAME DEFENSE

2019	G/GS	U-A-T	TFL	Sack	INT	PB	QH	F/R
at WF	1/0	0-0-0	0.0-0	0.0-0	0	0	0	0/0
SB	1/0	1-0-1	0.0-0	0.0-0	0	0	0	0/0
at SDSU	1/0	0-0-0	0.0-0	0.0-0	0	0	0	0/0
CSU	1/0	0-0-0	0.0-0	0.0-0	0	0	0	0/0

at LSU	1/0	0-0-0	0.0-0	0.0-0	0	0	0	0/0
NEV	1/0	0-2-2	0.0-0	0.0-0	0	0	0	0/0
at AFA	1/0	0-0-0	0.0-0	0.0-0	0	0	0	0/0
BYU	1/0	0-0-0	0.0-0	0.0-0	0	0	0	0/0
at FS	0/0	0-0-0	0.0-0	0.0-0	0	0	0	0/0
WYO	0/0	0-0-0	0.0-0	0.0-0	0	0	0	0/0
BSU	0/0	0-0-0	0.0-0	0.0-0	0	0	0	0/0
at UNM	0/0	0-0-0	0.0-0	0.0-0	0	0	0	0/0

2018	G/GS	U-A-T	TFL	Sack	INT	PB	QH	F/R
at MSU	1/0	0-0-0	0.0-0	0.0-0	0	0	0	0/0
NMSU	1/0	0-0-0	0.0-0	0.0-0	0	0	0	0/0
TTU	1/0	2-4-6	1.0-7	1.0-7	0	0	0	0/0
AFA	1/0	1-0-1	0.0-0	0.0-0	0	0	0	0/0
at BYU	1/0	2-0-2	0.0-0	0.0-0	0	0	0	0/0
UNLV	1/0	1-0-1	0.0-0	0.0-0	0	0	0	0/0
at WYO	1/0	0-0-0	0.0-0	0.0-0	0	0	0	0/0
UNM	1/0	1-1-2	0.0-0	0.0-0	0	0	0	1/0
at UH	1/0	1-1-2	0.0-0	0.0-0	0	0	0	0/0
SJSU	1/0	1-0-1	0.0-0	0.0-0	0	0	0	0/0
at CSU	1/0	1-0-1	0.0-0	0.0-0	0	0	0	0/0
at BSU	1/0	0-0-0	0.0-0	0.0-0	0	0	0	0/0
vs. UNT	1/0	0-0-0	0.0-0	0.0-0	0	0	0	0/0

**27 - ENOCH NAWAHINE**

RB • 6-1 • 195 • FR-HS

Kahuku, Hawaii
(Kahuku HS)**CAREER STATS - RUSHING**

Year	G/GS	Rush	Yds	Avg	TD	Long
2019	5/0	16	53	3.3	0	19

CAREER HIGHS - RUSHING

Rushes: 8, vs. Stony Brook (9/7/19)
 Rushing Yards: 24, vs. Stony Brook (9/7/19)
 Long Rush: 19, vs. BYU (11/2/19)

CAREER STATS - RECEIVING

Year	Rec	Yds	Avg	TD	Long
2019	2	7	3.5	0	13

CAREER HIGHS - RECEIVING

Receptions: 1, two times
 Yards: 13, vs. BYU (11/2/19)
 Long Catch: 13, vs. BYU (11/2/19)

GAME-BY-GAME RUSHING

2019	G/GS	Att	Yds	Avg	TD	LG
at WF	0/0	0	0	0	0	0
SB	1/0	8	24	3.0	0	7
at SDSU	0/0	0	0	0	0	0
CSU	0/0	0	0	0	0	0
at LSU	1/0	7	10	1.4	0	4
NEV	1/0	0	0	0	0	0
at AFA	1/0	0	0	0	0	0
BYU	1/0	1	19	19.0	0	19
at FS	0/0	0	0	0	0	0
WYO	0/0	0	0	0	0	0
BSU	0/0	0	0	0	0	0
at UNM	0/0	0	0	0	0	0

GAME-BY-GAME RECEIVING

2019	Rec	Yds	Avg	TD	LG
at WF	0	0	0.0	0	0
SB	0	0	0.0	0	0
at SDSU	0	0	0.0	0	0
CSU	0	0	0.0	0	0
at LSU	1	-6	-6.0	0	0
NEV	0	0	0.0	0	0
at AFA	0	0	0.0	0	0
BYU	1	13	13.0	0	13
at FS	0	0	0.0	0	0
WYO	0	0	0.0	0	0
BSU	0	0	0.0	0	0
at UNM	0	0	0.0	0	0

**33 - KEVIN MEITZENHEIMER**

LB • 6-0 • 230 • JR-2L

Moreno Valley, Calif.
(Moreno Valley HS)**CAREER STATS - DEFENSE**

Year	G/GS	UA-AT-TT	TFL	Sack	INT	PB	FF	FR
2017	10/0	8-11-19	0.0-0	0.0-0	0-0	0	0	0
2018	9/0	8-5-13	2.0-3	0.0-0	1-0	0	0	0
2019	8/8	29-24-53	1.0-1	0.0-0	1-4	1	1	0
TOTAL	27/8	46-39-85	3.0-4	0.0-0	2-4	1	1	0

CAREER HIGHS - DEFENSE

Tackles: 13, at LSU (10/5/19)
 TFL: 1.0, three times
 INT: 2, two times
 PBU: 1, vs. Stony Brook (9/7/19)
 FF: 1, at LSU (10/5/19)
 QBH: 1, vs. UNLV (10/13/18)

GAME-BY-GAME DEFENSE

2019	G/GS	U-A-T	TFL	Sack	INT	PB	QH	F/R
at WF	1/1	7-2-9	0.0-0	0.0-0	0	0	0	0/0
SB	1/1	1-2-3	0.0-0	0.0-0	0	1	0	0/0
at SDSU	1/1	4-5-9	1.0-1	0.0-0	0	0	0	0/0
CSU	1/1	0-2-2	0.0-0	0.0-0	0	0	0	0/0
at LSU	1/1	12-1-13	0.0-0	0.0-0	0	0	0	1/0
NEV	1/1	2-2-4	0.0-0	0.0-0	1	0	0	0/0
at AFA	1/1	4-3-7	0.0-0	0.0-0	0	0	0	0/0
BYU	1/1	0-6-6	0.0-0	0.0-0	0	0	0	0/0
at FS	0/0	0-0-0	0.0-0	0.0-0	0	0	0	0/0
WYO	0/0	0-0-0	0.0-0	0.0-0	0	0	0	0/0
BSU	0/0	0-0-0	0.0-0	0.0-0	0	0	0	0/0
at UNM	0/0	0-0-0	0.0-0	0.0-0	0	0	0	0/0

2018	G/GS	U-A-T	TFL	Sack	INT	PB	QH	F/R
at MSU	0/0	0-0-0	0.0-0	0.0-0	0	0	0	0/0
NMSU	0/0	0-0-0	0.0-0	0.0-0	0	0	0	0/0
TTU	0/0	0-0-0	0.0-0	0.0-0	0	0	0	0/0
AFA	0/0	0-0-0	0.0-0	0.0-0	0	0	0	0/0
at BYU	1/0	1-0-1	0.0-0	0.0-0	0	0	0	0/0
UNLV	1/0	0-1-1	0.0-0	0.0-0	0	0	1	0/0
at WYO	1/0	1-0-1	0.0-0	0.0-0	0	0	0	0/0
UNM	1/0	1-1-2	0.0-0	0.0-0	1	0	0	0/0
at UH	1/0	0-1-1	0.0-0	0.0-0	0	0	0	0/0
SJSU	1/0	4-0-4	1.0-1	0.0-0	0	0	0	0/0
at CSU	1/0	0-0-0	0.0-0	0.0-0	0	0	0	0/0
at BSU	1/0	0-0-0	0.0-0	0.0-0	0	0	0	0/0
vs. UNT	1/0	1-2-3	1.0-2	0.0-0	0	0	0	0/0

2017	G/GS	U-A-T	TFL	Sack	INT	PB	QH	F/R
at WIS	1/0	0-0-0	0.0-0	0.0-0	0	0	0	0/0
ISU	1/0	0-0-0	0.0-0	0.0-0	0	0	0	0/0
at WF	0/0	0-0-0	0.0-0	0.0-0	0	0	0	0/0
at SJSU	0/0	0-0-0	0.0-0	0.0-0	0	0	0	0/0
BYU	0/0	0-0-0	0.0-0	0.0-0	0	0	0	0/0
CSU	1/0	0-0-0	0.0-0	0.0-0	0	0	0	0/0
WYO	1/0	0-0-0	0.0-0	0.0-0	0	0	0	0/0
at UNLV	1/0	0-1-1	0.0-0	0.0-0	0	0	0	0/0
BSU	1/0	0-3-3	0.0-0	0.0-0	0	0	0	0/0
at UNM	1/0	5-2-7	0.0-0	0.0-0	0	0	0	0/0
UH	1/0	0-4-4	0.0-0	0.0-0	0	0	0	0/0
at AFA	1/0	2-1-3	0.0-0	0.0-0	0	0	0	0/0
vs NMSU	1/0	1-0-1	0.0-0	0.0-0	0	0	0	0/0

**34 - RILEY BURT****RB • 6-1 • 215 • GR-TR**Mantua, Utah
(Box Elder HS)
(BYU)**CAREER STATS - RUSHING**

Year	G/GS	Rush	Yds	Avg	TD	Long
2019	7/0	22	76	3.6	0	21

CAREER HIGHS - RUSHING

Rushes: 6, vs. Stony Brook (9/7/19)
 Rushing Yards: 33, vs. Nevada (10/19/19)
 Long Rush: 21, vs. Nevada (10/19/19)

CAREER STATS - RECEIVING

Year	Rec	Yds	Avg	TD	Long
2019	3	18	6.0	0	11

CAREER HIGHS - RECEIVING

Receptions: 1, three times
 Yards: 11, vs. Stony Brook (9/7/19)
 Long Catch: 11, vs. Stony Brook (9/7/19)

GAME-BY-GAME RUSHING

2019	G/GS	Att	Yds	Avg	TD	LG
at WF	0/0	0	0	0	0	0
SB	1/0	6	15	2.5	0	8
at SDSU	1/0	0	0	0	0	0
CSU	1/0	2	4	2.0	0	4
at LSU	1/0	4	8	2.0	0	0
NEV	1/0	4	33	8.2	0	21
at AFA	1/0	1	2	2.0	0	2
BYU	1/0	5	14	2.8	0	4
at FS	0/0	0	0	0	0	0
WYO	0/0	0	0	0	0	0
BSU	0/0	0	0	0	0	0
at UNM	0/0	0	0	0	0	0

GAME-BY-GAME RECEIVING

2019	Rec	Yds	Avg	TD	LG
at WF	0	0	0.0	0	0
SB	1	11	11.0	0	11
at SDSU	0	0	0.0	0	0
CSU	0	0	0.0	0	0
at LSU	0	0	0.0	0	0
NEV	0	0	0.0	0	0
at AFA	1	-2	-2.0	0	0
BYU	1	9	9.0	0	9
at FS	0	0	0.0	0	0
WYO	0	0	0.0	0	0
BSU	0	0	0.0	0	0
at UNM	0	0	0.0	0	0

**34 - DANIEL LANGI****DE • 6-0 • 230 • SO-SQ**South Jordan, Utah
(Bingham HS)**CAREER STATS - DEFENSE**

Year	G/GS	UA-AT-TT	TFL	Sack	INT	PB	FF	FR
2018	1/0	0-2-2	0.5-5	0.0-0	0-0	0	0	0
2019	0/0	0-0-0	0.0-0	0.0-0	0-0	0	0	0
TOTAL	1/0	0-2-2	0.5-5	0.0-0	0-0	0	0	0

CAREER HIGHS - DEFENSE

Tackles: 2, vs. Tennessee Tech (9/13/18)
 TFLs: 0.5, vs. Tennessee Tech (9/13/18)

GAME-BY-GAME DEFENSE

2019	G/GS	U-A-T	TFL	Sack	INT	PB	QH	F/R
at WF	0/0	0-0-0	0.0-0	0.0-0	0	0	0	0/0
SB	0/0	0-0-0	0.0-0	0.0-0	0	0	0	0/0
at SDSU	0/0	0-0-0	0.0-0	0.0-0	0	0	0	0/0
CSU	0/0	0-0-0	0.0-0	0.0-0	0	0	0	0/0
at LSU	0/0	0-0-0	0.0-0	0.0-0	0	0	0	0/0
NEV	0/0	0-0-0	0.0-0	0.0-0	0	0	0	0/0

at AFA	0/0	0-0-0	0.0-0	0.0-0	0	0	0	0/0
BYU	0/0	0-0-0	0.0-0	0.0-0	0	0	0	0/0
at FS	0/0	0-0-0	0.0-0	0.0-0	0	0	0	0/0
WYO	0/0	0-0-0	0.0-0	0.0-0	0	0	0	0/0
BSU	0/0	0-0-0	0.0-0	0.0-0	0	0	0	0/0
at UNM	0/0	0-0-0	0.0-0	0.0-0	0	0	0	0/0

2018	G/GS	U-A-T	TFL	Sack	INT	PB	QH	F/R
at MSU	0/0	0-0-0	0.0-0	0.0-0	0	0	0	0/0
NMSU	0/0	0-0-0	0.0-0	0.0-0	0	0	0	0/0
TTU	1/0	0-2-2	0.5-5	0.0-0	0	0	0	0/0
AFA	0/0	0-0-0	0.0-0	0.0-0	0	0	0	0/0
at BYU	0/0	0-0-0	0.0-0	0.0-0	0	0	0	0/0
UNLV	0/0	0-0-0	0.0-0	0.0-0	0	0	0	0/0
at WYO	0/0	0-0-0	0.0-0	0.0-0	0	0	0	0/0
UNM	0/0	0-0-0	0.0-0	0.0-0	0	0	0	0/0
at UH	0/0	0-0-0	0.0-0	0.0-0	0	0	0	0/0
SJSU	0/0	0-0-0	0.0-0	0.0-0	0	0	0	0/0
at CSU	0/0	0-0-0	0.0-0	0.0-0	0	0	0	0/0
at BSU	0/0	0-0-0	0.0-0	0.0-0	0	0	0	0/0
vs. UNT	0/0	0-0-0	0.0-0	0.0-0	0	0	0	0/0

**37 - SAM LOCKETT****S • 6-0 • 190 • FR-RS**Spokane, Wash.
(Gonzaga Prep)**CAREER STATS - DEFENSE**

Year	G/GS	UA-AT-TT	TFL	Sack	INT	PB	FF	FR
2019	8/0	4-1-5	0.0-0	0.0-0	0-0	0	0	0

CAREER HIGHS - DEFENSE

Tackles: 2, at LSU (10/5/19)

GAME-BY-GAME DEFENSE

2019	G/GS	U-A-T	TFL	Sack	INT	PB	QH	F/R
at WF	1/0	0-0-0	0.0-0	0.0-0	0	0	0	0/0
SB	1/0	0-1-1	0.0-0	0.0-0	0	0	0	0/0
at SDSU	1/0	1-0-1	0.0-0	0.0-0	0	0	0	0/0
CSU	1/0	1-0-1	0.0-0	0.0-0	0	0	0	0/0
at LSU	1/0	2-0-2	0.0-0	0.0-0	0	0	0	0/0
NEV	1/0	0-0-0	0.0-0	0.0-0	0	0	0	0/0
at AFA	1/0	0-0-0	0.0-0	0.0-0	0	0	0	0/0
BYU	1/0	0-0-0	0.0-0	0.0-0	0	0	0	0/0
at FS	0/0	0-0-0	0.0-0	0.0-0	0	0	0	0/0
WYO	0/0	0-0-0	0.0-0	0.0-0	0	0	0	0/0
BSU	0/0	0-0-0	0.0-0	0.0-0	0	0	0	0/0
at UNM	0/0	0-0-0	0.0-0	0.0-0	0	0	0	0/0

**38 - ERIC MUNOZ****LB • 6-0 • 230 • JR-RS**Belvidere, Ill.
(Belvidere HS)
(San Diego Mesa CC)**CAREER STATS - DEFENSE**

Year	G/GS	UA-AT-TT	TFL	Sack	INT	PB	FF	FR
2018	4/0	1-5-6	0.5-0	0.0-0	0-0	0	0	0
2019	2/0	0-0-0	0.0-0	0.0-0	0-0	0	0	0
TOTAL	6/0	1-5-6	0.5-0	0.0-0	0-0	0	0	0

CAREER HIGHS - DEFENSE

Tackles: 5, vs. Tennessee Tech (9/13/18)
 TFLs: 0.5, vs. Tennessee Tech (9/13/18)

GAME-BY-GAME DEFENSE

2019	G/GS	U-A-T	TFL	Sack	INT	PB	QH	F/R
at WF	1/0	0-0-0	0.0-0	0.0-0	0	0	0	0/0
SB	1/0	0.0-0	0.0-0	0.0-0	0	0	0	0/0
at SDSU	0/0	0-0-0	0.0-0	0.0-0	0	0	0	0/0
CSU	0/0	0-0-0	0.0-0	0.0-0	0	0	0	0/0
at LSU	0/0	0-0-0	0.0-0	0.0-0	0	0	0	0/0
NEV	0/0	0-0-0	0.0-0	0.0-0	0	0	0	0/0
at AFA	0/0	0-0-0	0.0-0	0.0-0	0	0	0	0/0
BYU	0/0	0-0-0	0.0-0	0.0-0	0	0	0	0/0
at FS	0/0	0-0-0	0.0-0	0.0-0	0	0	0	0/0
WYO	0/0	0-0-0	0.0-0	0.0-0	0	0	0	0/0

BSU	0/0	0-0-0	0.0-0	0.0-0	0	0	0	0/0
at UNM	0/0	0-0-0	0.0-0	0.0-0	0	0	0	0/0

2018	G/GS	U-A-T	TFL	Sack	INT	PB	QH	F/R
at MSU	0/0	0-0-0	0.0-0	0.0-0	0	0	0	0/0
NMSU	0/0	0-0-0	0.0-0	0.0-0	0	0	0	0/0
TTU	1/0	0-5-5	0.5-0	0.0-0	0	0	0	0/0
AFA	0/0	0-0-0	0.0-0	0.0-0	0	0	0	0/0
at BYU	0/0	0-0-0	0.0-0	0.0-0	0	0	0	0/0
UNLV	0/0	0-0-0	0.0-0	0.0-0	0	0	0	0/0
at WYO	0/0	0-0-0	0.0-0	0.0-0	0	0	0	0/0
UNM	0/0	0-0-0	0.0-0	0.0-0	0	0	0	0/0
at UH	0/0	0-0-0	0.0-0	0.0-0	0	0	0	0/0
SJSU	1/0	1-0-1	0.0-0	0.0-0	0	0	0	0/0
at CSU	1/0	0-0-0	0.0-0	0.0-0	0	0	0	0/0
at BSU	0/0	0-0-0	0.0-0	0.0-0	0	0	0	0/0
vs. UNT	1/0	0-0-0	0.0-0	0.0-0	0	0	0	0/0

**39 - MAIKA MAGALEI****LB • 6-1 • 235 • RS-SO-1L**Lakewood, Wash.
(Lakes HS)**CAREER STATS - DEFENSE**

Year	G/GS	UA-AT-TT	TFL	Sack	INT	PB	FF	FR
2017	13/3	10-6-16	2.5-15	2.5-15	0-0	0	0	1
2018	4/1	2-3-5	0.5-3	0.5-3	0-0	0	1	0
2019	1/0	1-0-1	0.0-0	0.0-0	0-0	0	0	0
TOTAL	18/4	13-9-22	3.0-18	3.0-18	0-0	0	1	1

CAREER HIGHS - DEFENSE

Tackles: 4, vs. New Mexico State (9/8/18)
 Sacks: 1.0, two times
 TFLs: 1.0, two times
 FF: 1, vs. New Mexico State (9/8/18)
 FR: 1, at San José State (9/23/17)
 TD: 1, at San José State (9/23/17)
 QBH: 1, vs. Boise State (10/28/17)

GAME-BY-GAME DEFENSE

2019	G/GS	U-A-T	TFL	Sack	INT	PB	QH	F/R
at WF	0/0	0-0-0	0.0-0	0.0-0	0	0	0	0/0
SB	0/0	0-0-0	0.0-0	0.0-0	0	0	0	0/0
at SDSU	0/0	0-0-0	0.0-0	0.0-0	0	0	0	0/0
CSU	0/0	0-0-0	0.0-0	0.0-0	0	0	0	0/0
at LSU	1/0	1-0-1	0.0-0	0.0-0	0	0	0	0/0
NEV	0/0	0-0-0	0.0-0	0.0-0	0	0	0	0/0
at AFA	0/0	0-0-0	0.0-0	0.0-0	0	0	0	0/0
BYU	0/0	0-0-0	0.0-0	0.0-0	0	0	0	0/0
at FS	0/0	0-0-0	0.0-0	0.0-0	0	0	0	0/0
WYO	0/0	0-0-0	0.0-0	0.0-0	0	0	0	0/0
BSU	0/0	0-0-0	0.0-0	0.0-0	0	0	0	0/0
at UNM	0/0	0-0-0	0.0-0	0.0-0	0	0	0	0/0

2018	G/GS	U-A-T	TFL	Sack	INT	PB	QH	F/R
at MSU	1/0	0-0-0	0.0-0	0.0-0	0	0	0	0/0
NMSU	1/0	2-2-4	0.5-3	0.5-3	0	0	0	1/0
TTU	1/1	0-1-1	0.0-0	0.0-0	0	0	0	0/0
AFA	0/0	0-0-0	0.0-0	0.0-0	0	0	0	0/0
at BYU	0/0	0-0-0	0.0-0	0.0-0	0	0	0	0/0
UNLV	0/0	0-0-0	0.0-0	0.0-0	0	0	0	0/0
at WYO	0/0	0-0-0	0.0-0	0.0-0	0	0	0	0/0
UNM	0/0	0-0-0	0.0-0	0.0-0	0	0	0	0/0
at UH	0/0	0-0-0	0.0-0	0.0-0	0	0	0	0/0
SJSU	0/0	0-0-0	0.0-0	0.0-0	0	0	0	0/0
at CSU	0/0	0-0-0	0.0-0	0.0-0	0	0	0	0/0
at BSU	0/0	0-0-0	0.0-0	0.0-0	0	0	0	0/0
vs. UNT	1/0	0-0-0	0.0-0	0.0-0	0	0	0	0/0

WYO	1/0	0-1-1	0.0-0	0.0-0	0	0	0	0/0
at UNLV	1/0	1-1-2	0.0-0	0.0-0	0	0	0	0/0
BSU	1/0	0-0-0	0.0-0	0.0-0	0	0	1	0/0
at UNM	1/0	0-0-0	0.0-0	0.0-0	0	0	0	0/0
UH	1/0	1-1-2	0.5-3	0.5-3	0	0	0	0/0
at AFA	1/0	0-1-1	0.0-0	0.0-0	0	0	0	0/0
vs NMSU	1/0	2-0-2	0.0-0	0.0-0	0	0	0	0/0

**41 - ELIJAH SHELTON****DE • 6-1 • 230 • FR-RS**Salt Lake City, Utah
(Highland HS)**CAREER STATS - DEFENSE**

Year	G/GS	UA-AT-TT	TFL	Sack	INT	PB	FF	FR
2018	1/0	0-3-3	0.0-0	0.0-0	0-0	0	0	0
2019	5/1	5-8-13	0.0-0	0.0-0	0-0	0	0	0
TOTAL	5/0	2-7-9	0.0-0	0.0-0	0-0	0	0	0

CAREER HIGHS - DEFENSE

Tackles: 7, vs. BYU (11/2/19)

QBH: 1, vs. Stony Brook (9/7/19)

GAME-BY-GAME DEFENSE

2019	G/GS	U-A-T	TFL	Sack	INT	PB	QH	F/R
at WF	1/0	0-0-0	0.0-0	0.0-0	0	0	0	0/0
SB	1/0	0-3-3	0.0-0	0.0-0	0	0	1	0/0
at SDSU	0/0	0-0-0	0.0-0	0.0-0	0	0	0	0/0
CSU	0/0	0-0-0	0.0-0	0.0-0	0	0	0	0/0
at LSU	1/0	0-0-0	0.0-0	0.0-0	0	0	0	0/0
NEV	1/0	2-1-3	0.0-0	0.0-0	0	0	0	0/0
at AFA	0/0	0-0-0	0.0-0	0.0-0	0	0	0	0/0
BYU	1/1	3-4-7	0.0-0	0.0-0	0	0	0	0/0
at FS	0/0	0-0-0	0.0-0	0.0-0	0	0	0	0/0
WYO	0/0	0-0-0	0.0-0	0.0-0	0	0	0	0/0
BSU	0/0	0-0-0	0.0-0	0.0-0	0	0	0	0/0
at UNM	0/0	0-0-0	0.0-0	0.0-0	0	0	0	0/0
2018	G/GS	U-A-T	TFL	Sack	INT	PB	QH	F/R
at MSU	0/0	0-0-0	0.0-0	0.0-0	0	0	0	0/0
NMSU	0/0	0-0-0	0.0-0	0.0-0	0	0	0	0/0
TTU	1/0	0-3-3	0.0-0	0.0-0	0	0	0	0/0
AFA	0/0	0-0-0	0.0-0	0.0-0	0	0	0	0/0
at BYU	0/0	0-0-0	0.0-0	0.0-0	0	0	0	0/0
UNLV	0/0	0-0-0	0.0-0	0.0-0	0	0	0	0/0
at WYO	0/0	0-0-0	0.0-0	0.0-0	0	0	0	0/0
UNM	0/0	0-0-0	0.0-0	0.0-0	0	0	0	0/0
at UH	0/0	0-0-0	0.0-0	0.0-0	0	0	0	0/0
SJSU	0/0	0-0-0	0.0-0	0.0-0	0	0	0	0/0
at CSU	0/0	0-0-0	0.0-0	0.0-0	0	0	0	0/0
at BSU	0/0	0-0-0	0.0-0	0.0-0	0	0	0	0/0
vs. UNT	0/0	0-0-0	0.0-0	0.0-0	0	0	0	0/0

**42 - NICK HENINGER****DE • 6-2 • 245 • JR-TR**South Jordan, Utah
(Bingham HS)
(Utah)**CAREER STATS - DEFENSE**

Year	G/GS	UA-AT-TT	TFL	Sack	INT	PB	FF	FR
2019	8/0	13-8-21	6.5-29	3.0-19	0-0	1	1	1

CAREER HIGHS - DEFENSE

Tackles: 4, two times

TFL: 2.0, at Wake Forest (8/30/19)

Sacks: 1.0, three times

PBU: 1, at LSU (10/5/19)

FF: 1, at Air Force (9/26/19)

FR: 1, at Air Force (9/26/19)

QBH: 2, at LSU (10/5/19)

GAME-BY-GAME DEFENSE

2019	G/GS	U-A-T	TFL	Sack	INT	PB	QH	F/R
at WF	1/0	2-2-4	2.0-5	1.0-2	0	0	0	0/0
SB	1/0	1-2-3	0.5-1	0.0-0	0	0	1	0/0
at SDSU	1/0	1-0-1	1.0-9	1.0-9	0	0	0	0/0

CSU	1/0	0-0-0	0.0-0	0.0-0	0	0	0	0/0
at LSU	1/0	2-1-3	1.5-5	0.0-0	0	1	2	0/0
NEV	1/0	2-2-4	0.5-1	0.0-0	0	0	0	0/0
at AFA	1/0	2-0-2	1.0-8	1.0-8	0	0	0	1/1
BYU	1/0	3-1-4	0.0-0	0.0-0	0	0	1	0/0
at FS	0/0	0-0-0	0.0-0	0.0-0	0	0	0	0/0
WYO	0/0	0-0-0	0.0-0	0.0-0	0	0	0	0/0
BSU	0/0	0-0-0	0.0-0	0.0-0	0	0	0	0/0
at UNM	0/0	0-0-0	0.0-0	0.0-0	0	0	0	0/0

**44 - FUA LEILUA****DT • 6-3 • 295 • SR-1L**Anaheim, Calif.
(Spanish Fork HS)
(Oklahoma State)**CAREER STATS - DEFENSE**

Year	G/GS	UA-AT-TT	TFL	Sack	INT	PB	FF	FR
2018	13/13	9-29-38	5.5-20	1.5-11	0-0	1	0	0
2019	1/1	1-2-3	0.0-0	0.0-0	0-0	0	0	0
TOTAL	14/14	10-31-41	5.5-20	1.5-11	0-0	1	0	0

CAREER HIGHS - DEFENSE

Tackles: 6, two times

Sacks: 1.0, vs. UNLV (10/13/18)

TFL: 3.5, vs. Tennessee Tech (9/13/18)

PBU: 1, at BYU (10/5/18)

QBH: 1, six times

GAME-BY-GAME DEFENSE

2019	G/GS	U-A-T	TFL	Sack	INT	PB	QH	F/R
at WF	1/1	1-2-3	0.0-0	0.0-0	0	0	0	0/0
SB	0/0	0-0-0	0.0-0	0.0-0	0	0	0	0/0
at SDSU	0/0	0-0-0	0.0-0	0.0-0	0	0	0	0/0
CSU	0/0	0-0-0	0.0-0	0.0-0	0	0	0	0/0
at LSU	0/0	0-0-0	0.0-0	0.0-0	0	0	0	0/0
NEV	0/0	0-0-0	0.0-0	0.0-0	0	0	0	0/0
at AFA	0/0	0-0-0	0.0-0	0.0-0	0	0	0	0/0
BYU	0/0	0-0-0	0.0-0	0.0-0	0	0	0	0/0
at FS	0/0	0-0-0	0.0-0	0.0-0	0	0	0	0/0
WYO	0/0	0-0-0	0.0-0	0.0-0	0	0	0	0/0
BSU	0/0	0-0-0	0.0-0	0.0-0	0	0	0	0/0
at UNM	0/0	0-0-0	0.0-0	0.0-0	0	0	0	0/0
2018	G/GS	U-A-T	TFL	Sack	INT	PB	QH	F/R
at MSU	1/1	0-3-3	0.0-0	0.0-0	0	0	0	0/0
NMSU	1/1	1-5-6	0.5-1	0.0-0	0	0	1	0/0
TTU	1/1	3-1-4	3.5-8	0.0-0	0	0	0	0/0
AFA	1/1	0-4-4	0.0-0	0.0-0	0	0	1	0/0
at BYU	1/1	0-1-1	0.0-0	0.0-0	0	1	1	0/0
UNLV	1/1	2-4-6	1.0-10	1.0-10	0	0	0	0/0
at WYO	1/1	1-2-3	0.0-0	0.0-0	0	0	0	0/0
UNM	1/1	0-3-3	0.0-0	0.0-0	0	0	0	0/0
at UH	1/1	0-1-1	0.5-1	0.5-1	0	0	1	0/0
SJSU	1/1	0-0-0	0.0-0	0.0-0	0	0	1	0/0
at CSU	1/1	0-1-1	0.0-0	0.0-0	0	0	1	0/0
at BSU	1/1	2-3-5	0.0-0	0.0-0	0	0	0	0/0
vs. UNT	1/1	0-1-1	0.0-0	0.0-0	0	0	1	0/0

**45 - JAYLIN BANNERMAN****DE • 6-5 • 245 • JR-JC**Pickerington, Ohio
(Pickerington Central HS)
(Arizona Western JC)**CAREER STATS - DEFENSE**

Year	G/GS	UA-AT-TT	TFL	Sack	INT	PB	FF	FR
2019	4/0	1-2-3	0.0-0	0.0-0	0-0	1	0	0

CAREER HIGHS - DEFENSE

Tackles: 1, three times

PBU: 1, vs. Stony Brook (9/7/19)

GAME-BY-GAME DEFENSE

2019	G/GS	U-A-T	TFL	Sack	INT	PB	QH	F/R
at WF	0/0	0-0-0	0.0-0	0.0-0	0	0	0	0/0
SB	1/0	0-0-0	0.0-0	0.0-0	0	1	0	0/0
at SDSU	0/0	0-0-0	0.0-0	0.0-0	0	0	0	0/0

CSU	0/0	0-0-0	0.0-0	0.0-0	0	0	0	0/0
at LSU	1/0	1-0-1	0.0-0	0.0-0	0	0	0	0/0
NEV	1/0	0-1-1	0.0-0	0.0-0	0	0	0	0/0
at AFA	1/0	0-1-1	0.0-0	0.0-0	0	0	0	0/0
BYU	0/0	0-0-0	0.0-0	0.0-0	0	0	0	0/0
at FS	0/0	0-0-0	0.0-0	0.0-0	0	0	0	0/0
WYO	0/0	0-0-0	0.0-0	0.0-0	0	0	0	0/0
BSU	0/0	0-0-0	0.0-0	0.0-0	0	0	0	0/0
at UNM	0/0	0-0-0	0.0-0	0.0-0	0	0	0	0/0

**47 - LOGAN LEE****TE • 6-4 • 245 • JR-2L**Rexburg, Idaho
(Madison HS)**CAREER STATS - RECEIVING**

Year	G/GS	Rec	Yds	Avg	TD	Long
2019	6/0	1	6	6.0	0	6

CAREER HIGHS - RECEIVING

Receptions: 1, vs. Stony Brook (9/7/19)

Yards: 6, vs. Stony Brook (9/7/19)

Long Catch: 6, vs. Stony Brook (9/7/19)

CAREER STATS - DEFENSE

Year	G/GS	UA-AT-TT	TFL	Sack	INT	PB	FF	FR
2017	8/3	5-10-15	1.0-5	0.5-4	0-0	0	0	0
2018	13/0	5-7-12	2.5-18	1.0-9	1-7	0	0	1
2019	0/0	0-0-0	0.0-0	0.0-0	0-0	0	0	0
TOTAL	21/3	10-17-27	3.5-23	1.5-13	1-7	0	0	1

CAREER HIGHS - DEFENSE

Tackles: 5, vs. UNLV (10/13/18)

TFLs: 1.5, vs. UNLV (10/13/18)

Sacks: 1.0, vs. UNLV (10/13/18)

INT: 1, vs. New Mexico (10/27/18)

FR: 1, vs. San José State (11/10/18)

QBH: 1, two times

CAREER STATS - KICKOFF RETURNS

Year	Ret	Yds	Avg	TD	LG
2019	2	19	9.5	0	13

CAREER HIGHS - KICKOFF RETURNS

Returns: 1, two times

Yards: 13, vs. BYU (11/2/19)

Long Return: 13, vs. BYU (11/2/19)

GAME-BY-GAME RECEIVING

2019	G/GS	Rec	Yds	Avg	TD	LG
at WF	0/0	0	0	0.0	0	0
SB	1/0	1	6	6.0	0	6
at SDSU	0/0	0	0	0.0	0	0
CSU	1/0	0	0	0.0	0	0
at LSU	1/0	0	0	0.0	0	0
NEV	1/0	0	0	0.0	0	0
at AFA	1/0	0	0	0.0	0	0
BYU	0/0	0	0	0.0	0	0
at FS	0/0	0	0	0.0	0	0
WYO	0/0	0	0	0.0	0	0
at BSU	0/0	0	0	0.0	0	0
at UNM	0/0	0	0	0.0	0	0

2018	G/GS	U-A-T	TFL	Sack	INT	PB	QH	F/R
at MSU	1/0	0-0-0	0.0-0	0.0-0	0	0	0	0/0
NMSU	1/0	1-1-2	0.0-0	0.0-0	0	0	1	0/0
TTU	1/0	1-2-3	0.0-0	0.0-0	0	0	0	0/0
AFA	1/0	0-1-1	0.0-0	0.0-0	0	0	0	0/0
at BYU	1/0	0-0-0	0.0-0	0.0-0	0	0	0	0/0
UNLV	1/0	3-2-5	1.5-9	1.0-9	0	0	0	0/0
at WYO	1/0	0-1-1	0.0-0	0.0-0	0	0	0	0/0
UNM	1/0	0-0-0	0.0-0	0.0-0	1	0	0	0/0
at UH	1/0	0-0-0	0.0-0	0.0-0	0	0	0	0/0
SJSU	1/0	0-0-0	0.0-0	0.0-0	0	0	1	0/1
at CSU	1/0	0-0-0	0.0-0	0.0-0	0	0	0	0/0
at BSU	1/0	0-0-0	0.0-0	0.0-0	0	0	0	0/0
vs. UNT	1/0	0-0-0	0.0-0	0.0-0	0	0	0	0/0

2017	G/GS	U-A-T	TFL	Sack	INT	PB	QH	F/R
at WIS	0/0	0-0-0	0.0-0	0.0-0	0	0	0	0/0
ISU	0/0	0-0-0	0.0-0	0.0-0	0	0	0	0/0
at WF	1/0	3-1-4	0.0-0	0.0-0	0	0	0	0/0
at SJSU	1/0	0-2-2	0.0-0	0.0-0	0	0	0	0/0
BYU	0/0	0-0-0	0.0-0	0.0-0	0	0	0	0/0
CSU	0/0	0-0-0	0.0-0	0.0-0	0	0	0	0/0
WYO	0/0	0-0-0	0.0-0	0.0-0	0	0	0	0/0
at UNLV	1/0	0-2-2	0.0-0	0.0-0	0	0	0	0/0
BSU	1/1	0-4-4	0.5-1	0.0-0	0	0	0	0/0
at UNM	1/1	0-0-0	0.0-0	0.0-0	0	0	0	0/0
UH	1/1	1-1-2	0.5-4	0.5-4	0	0	0	0/0
at AFA	1/0	1-0-1	0.0-0	0.0-0	0	0	0	0/0
vs NMSU	1/0	0-0-0	0.0-0	0.0-0	0	0	0	0/0

GAME-BY-GAME KICKOFF RETURNS

2019	Ret	Yds	Avg	TD	LG
at WF	0	0	0.0	0	0
SB	0	0	0.0	0	0
at SDSU	0	0	0.0	0	0
CSU	0	0	0.0	0	0
at LSU	0	0	0.0	0	0
NEV	0	0	0.0	0	0
at AFA	1	6	6.0	0	6
BYU	1	13	13.0	0	13
at FS	0	0	0.0	0	0
WYO	0	0	0.0	0	0
BSU	0	0	0.0	0	0
at UNM	0	0	0.0	0	0

49 - PIERCE CALLISTER
P • 6-0 • 170 • FR-HS
Ogden, Utah
(Weber HS)

CAREER STATS - PUNTS

Year	GP	No.	Yds	Avg	LG	50+	I20
2019	4	18	687	38.2	52	1	8

CAREER HIGHS - PUNTS

Punts: 7, at LSU (10/5/19)
Avg: 39.8, at San Diego State (9/21/19)
Long: 52, at San Diego State (9/21/19)
I20: 4, vs. Colorado State (9/28/19)

GAME-BY-GAME PUNTING

2019	No.	Yds	Avg	LG	I20
at WF	0	0	0.0	0	0
SB	1	35	35.0	35	0
at SDSU	4	159	39.8	52	2
CSU	6	220	36.7	44	4
at LSU	7	273	39.0	47	2
NEV	0	0	0.0	0	0
at AFA	0	0	0.0	0	0
BYU	0	0	0.0	0	0
at FS	0	0	0.0	0	0
WYO	0	0	0.0	0	0
BSU	0	0	0.0	0	0
at UNM	0	0	0.0	0	0



51 - JUSTUS TE'I
DE • 6-3 • 240 • RS-JR-2L
Oceanside, Calif.
(Mission Hills HS)

CAREER STATS - DEFENSE

Year	G/GS	UA-AT-TT	TFL	Sack	INT	PB	FF	FR
2016	12/4	6-9-15	2.0-9	1.5-8	0-0	1	0	0
2017	12/5	12-25-37	0.5-0	0.0-0	0-0	1	2	2
2018	4/0	2-12-14	2.5-4	0.0-0	0-0	0	0	0
2019	8/8	15-17-32	3.5-41	1.0-37	0-0	1	0	2
TOTAL	36/17	35-63-98	8.0-54	2.5-45	0-0	3	2	4

CAREER HIGHS - DEFENSE

Tackles: 8, at Wake Forest (8/30/19)
Sacks: 1.0, two times
TFL: 1.5, two times
PBU: 1, three times
FF: 2, at New Mexico (11/4/17)
FR: 1, four times
QBH: 1, three times

GAME-BY-GAME DEFENSE

2019	G/GS	U-A-T	TFL	Sack	INT	PB	QH	F/R
at WF	1/1	4-4-8	0.0-0	0.0-0	0	0	0	0/1
SB	1/1	0-2-2	0.0-0	0.0-0	0	0	1	0/0
at SDSU	1/1	4-1-5	1.5-39	1.0-37	0	0	0	0/0
CSU	1/1	1-6-7	1.0-1	0.0-0	0	0	0	0/0
at LSU	1/1	0-1-1	0.0-0	0.0-0	0	0	0	0/0
NEV	1/1	1-0-1	1.0-1	0.0-0	0	0	0	0/0
at AFA	1/1	4-0-4	0.0-0	0.0-0	0	0	0	0/0
BYU	1/1	1-3-4	0.0-0	0.0-0	0	1	0	0/1
at FS	0/0	0-0-0	0.0-0	0.0-0	0	0	0	0/0
WYO	0/0	0-0-0	0.0-0	0.0-0	0	0	0	0/0
BSU	0/0	0-0-0	0.0-0	0.0-0	0	0	0	0/0
at UNM	0/0	0-0-0	0.0-0	0.0-0	0	0	0	0/0

2018	G/GS	U-A-T	TFL	Sack	INT	PB	QH	F/R
at MSU	1/0	0-4-4	0.0-0	0.0-0	0	0	0	0/0
NMSU	0/0	0-0-0	0.0-0	0.0-0	0	0	0	0/0
TTU	0/0	0-0-0	0.0-0	0.0-0	0	0	0	0/0
AFA	1/0	1-5-6	1.5-3	0.0-0	0	0	0	0/0
at BYU	1/0	1-0-1	1.0-1	0.0-0	0	0	0	0/0
UNLV	0/0	0-0-0	0.0-0	0.0-0	0	0	0	0/0
at WYO	0/0	0-0-0	0.0-0	0.0-0	0	0	0	0/0
UNM	0/0	0-0-0	0.0-0	0.0-0	0	0	0	0/0
at UH	0/0	0-0-0	0.0-0	0.0-0	0	0	0	0/0
SJSU	0/0	0-0-0	0.0-0	0.0-0	0	0	0	0/0
at CSU	0/0	0-0-0	0.0-0	0.0-0	0	0	0	0/0
at BSU	1/0	0-3-3	0.0-0	0.0-0	0	0	0	0/0
vs. UNT	0/0	0-0-0	0.0-0	0.0-0	0	0	0	0/0

2017	G/GS	U-A-T	TFL	Sack	INT	PB	QH	F/R
at WIS	0/0	0-0-0	0.0-0	0.0-0	0	0	0	0/0
ISU	1/0	1-1-2	0.0-0	0.0-0	0	0	0	0/0
at WF	1/1	1-4-5	0.0-0	0.0-0	0	0	0	0/0
at SJSU	1/0	0-2-2	0.0-0	0.0-0	0	0	0	0/0
BYU	1/0	2-2-4	0.0-0	0.0-0	0	0	0	0/0
CSU	1/0	2-3-5	0.0-0	0.0-0	0	0	0	0/0
WYO	1/0	0-0-0	0.0-0	0.0-0	0	0	0	0/0
at UNLV	1/0	0-1-1	0.0-0	0.0-0	0	0	0	0/0
BSU	1/0	0-4-4	0.0-0	0.0-0	0	0	0	0/0
at UNM	1/1	2-0-2	0.0-0	0.0-0	0	0	0	2/1
UH	1/0	1-2-3	0.5-0	0.0-0	0	0	1	0/1
at AFA	1/1	1-6-7	0.0-0	0.0-0	0	0	0	0/0
vs NMSU	1/1	2-0-2	0.0-0	0.0-0	0	1	0	0/0

2016	G/GS	U-A-T	TFL	Sack	INT	PB	QH	F/R
WSU	1/0	2-1-3	1.0-6	1.0-6	0	0	0	0/0
at USC	1/0	1-1-2	0.0-0	0.0-0	0	1	0	0/0
ASU	1/0	0-1-1	0.5-2	0.5-2	0	0	0	0/0
AFA	1/0	0-1-1	0.0-0	0.0-0	0	0	0	0/0
at BSU	1/0	0-0-0	0.0-0	0.0-0	0	0	0	0/0
at CSU	1/0	0-0-0	0.0-0	0.0-0	0	0	1	0/0

FS	1/0	0-0-0	0.0-0	0.0-0	0	0	0	0/0
SDSU	1/0	0-0-0	0.0-0	0.0-0	0	0	0	0/0
at WYO	1/1	0-3-3	0.5-1	0.0-0	0	0	0	0/0
UNM	1/1	0-1-1	0.0-0	0.0-0	0	0	0	0/0
at NEV	1/1	0-1-1	0.0-0	0.0-0	0	0	0	0/0
at BYU	1/1	3-0-3	0.0-0	0.0-0	0	0	0	0/0



53 - BRADEN HARRIS
DE • 6-2 • 230 • SR-SQ
Gunnison, Utah
(Gunnison Valley HS)

CAREER STATS - DEFENSE

Year	G/GS	UA-AT-TT	TFL	Sack	INT	PB	FF	FR
2016	0/0	0-0-0	0.0-0	0.0-0	0-0	0	0	0
2017	3/0	0-2-2	0.0-0	0.0-0	0-0	0	0	0
2018	3/0	2-2-4	0.5-5	0.0-0	0-0	0	0	0
2019	3/0	0-1-1	0.0-0	0.0-0	0-0	0	0	0
TOTAL	9/0	2-5-7	0.5-5	0.0-0	0-0	0	0	0

CAREER HIGHS - DEFENSE

Tackles: 2, vs. New Mexico State (9/8/18)
TFLs: 0.5, vs. Tennessee Tech (9/13/18)

GAME-BY-GAME DEFENSE

2019	G/GS	U-A-T	TFL	Sack	INT	PB	QH	F/R
at WF	0/0	0-0-0	0.0-0	0.0-0	0	0	0	0/0
SB	1/0	0-1-1	0.0-0	0.0-0	0	0	0	0/0
at SDSU	1/0	0-0-0	0.0-0	0.0-0	0	0	0	0/0
CSU	0/0	0-0-0	0.0-0	0.0-0	0	0	0	0/0
at LSU	0/0	0-0-0	0.0-0	0.0-0	0	0	0	0/0
NEV	1/0	0-0-0	0.0-0	0.0-0	0	0	0	0/0
at AFA	0/0	0-0-0	0.0-0	0.0-0	0	0	0	0/0
BYU	0/0	0-0-0	0.0-0	0.0-0	0	0	0	0/0
at FS	0/0	0-0-0	0.0-0	0.0-0	0	0	0	0/0
WYO	0/0	0-0-0	0.0-0	0.0-0	0	0	0	0/0
BSU	0/0	0-0-0	0.0-0	0.0-0	0	0	0	0/0
at UNM	0/0	0-0-0	0.0-0	0.0-0	0	0	0	0/0

2018	G/GS	U-A-T	TFL	Sack	INT	PB	QH	F/R
at MSU	0/0	0-0-0	0.0-0	0.0-0	0	0	0	0/0
NMSU	1/0	1-1-2	0.0-0	0.0-0	0	0	0	0/0
TTU	1/0	0-1-1	0.5-5	0.0-0	0	0	0	0/0
AFA	0/0	0-0-0	0.0-0	0.0-0	0	0	0	0/0
at BYU	0/0	0-0-0	0.0-0	0.0-0	0	0	0	0/0
UNLV	0/0	0-0-0	0.0-0	0.0-0	0	0	0	0/0
at WYO	0/0	0-0-0	0.0-0	0.0-0	0	0	0	0/0
UNM	0/0	0-0-0	0.0-0	0.0-0	0	0	0	0/0
at UH	0/0	0-0-0	0.0-0	0.0-0	0	0	0	0/0
SJSU	1/0	1-0-1	0.0-0	0.0-0	0	0	0	0/0
at CSU	0/0	0-0-0	0.0-0	0.0-0	0	0	0	0/0
at BSU	0/0	0-0-0	0.0-0	0.0-0	0	0	0	0/0
vs. UNT	0/0	0-0-0	0.0-0	0.0-0	0	0	0	0/0

**55 - CHRISTIAN LaVALLE**

DT • 5-11 • 240 • FR- HS
Mission Viejo, Calif.
(Mission Viejo HS)

CAREER STATS - DEFENSE

Year	G/GS	UA-AT-TT	TFL	Sack	INT	PB	FF	FR
2019	3/0	0-0-0	0.0-0	0.0-0	0-0	0	0	0

GAME-BY-GAME DEFENSE

2019	G/GS	U-A-T	TFL	Sack	INT	PB	QH	F/R
at WF	0/0	0-0-0	0.0-0	0.0-0	0	0	0	0/0
SB	1/0	0-0-0	0.0-0	0.0-0	0	0	0	0/0
at SDSU	0/0	0-0-0	0.0-0	0.0-0	0	0	0	0/0
CSU	1/0	0-0-0	0.0-0	0.0-0	0	0	0	0/0
at LSU	1/0	0-0-0	0.0-0	0.0-0	0	0	0	0/0
NEV	0/0	0-0-0	0.0-0	0.0-0	0	0	0	0/0
at AFA	0/0	0-0-0	0.0-0	0.0-0	0	0	0	0/0
BYU	0/0	0-0-0	0.0-0	0.0-0	0	0	0	0/0
at FS	0/0	0-0-0	0.0-0	0.0-0	0	0	0	0/0
WYO	0/0	0-0-0	0.0-0	0.0-0	0	0	0	0/0
BSU	0/0	0-0-0	0.0-0	0.0-0	0	0	0	0/0
at UNM	0/0	0-0-0	0.0-0	0.0-0	0	0	0	0/0

**57 - BRANDON PADA**

LS • 5-10 • 210 • JR-1L
Glendale, Ariz.
(Mountain Ridge HS)

CAREER STATS - DEFENSE

Year	G/GS	UA-AT-TT	TFL	Sack	INT	PB	FF	FR
2017	0/0	0-0-0	0.0-0	0.0-0	0-0	0	0	0
2018	13/0	0-0-0	0.0-0	0.0-0	0-0	0	0	0
2019	8/0	0-0-0	0.0-0	0.0-0	0-0	0	0	0
TOTAL	21/0	0-0-0	0.0-0	0.0-0	0-0	0	0	0

GAME-BY-GAME DEFENSE

2019	G/GS	U-A-T	TFL	Sack	INT	PB	QH	F/R
at WF	1/0	0-0-0	0.0-0	0.0-0	0	0	0	0/0
SB	1/0	0-0-0	0.0-0	0.0-0	0	0	0	0/0
at SDSU	1/0	0-0-0	0.0-0	0.0-0	0	0	0	0/0
CSU	1/0	0-0-0	0.0-0	0.0-0	0	0	0	0/0
at LSU	1/0	0-0-0	0.0-0	0.0-0	0	0	0	0/0
NEV	1/0	0-0-0	0.0-0	0.0-0	0	0	0	0/0
at AFA	1/0	0-0-0	0.0-0	0.0-0	0	0	0	0/0
BYU	1/0	0-0-0	0.0-0	0.0-0	0	0	0	0/0
at FS	0/0	0-0-0	0.0-0	0.0-0	0	0	0	0/0
WYO	0/0	0-0-0	0.0-0	0.0-0	0	0	0	0/0
BSU	0/0	0-0-0	0.0-0	0.0-0	0	0	0	0/0
at UNM	0/0	0-0-0	0.0-0	0.0-0	0	0	0	0/0

2018	G/GS	U-A-T	TFL	Sack	INT	PB	QH	F/R
at MSU	1/0	0-0-0	0.0-0	0.0-0	0	0	0	0/0
NMSU	1/0	0-0-0	0.0-0	0.0-0	0	0	0	0/0
TTU	1/0	0-0-0	0.0-0	0.0-0	0	0	0	0/0
AFA	1/0	0-0-0	0.0-0	0.0-0	0	0	0	0/0
at BYU	1/0	0-0-0	0.0-0	0.0-0	0	0	0	0/0
UNLV	1/0	0-0-0	0.0-0	0.0-0	0	0	0	0/0
at WYO	1/0	0-0-0	0.0-0	0.0-0	0	0	0	0/0
UNM	1/0	0-0-0	0.0-0	0.0-0	0	0	0	0/0
at UH	1/0	0-0-0	0.0-0	0.0-0	0	0	0	0/0
SJSU	1/0	0-0-0	0.0-0	0.0-0	0	0	0	0/0
at CSU	1/0	0-0-0	0.0-0	0.0-0	0	0	0	0/0
at BSU	1/0	0-0-0	0.0-0	0.0-0	0	0	0	0/0
vs. UNT	1/0	0-0-0	0.0-0	0.0-0	0	0	0	0/0

**58 - DEMYTRICK ALI'IFUA**

OL • 6-3 • 305 • JR-2L
San Leandro, Calif.
(San Leandro HS)

CAREER STATS - OFFENSIVE LINE

Year	G/GS	Snp	Grd	Tch	Eff.	Ass.	KD
2017	13/2	399	NA	NA	NA	NA	20.0
2018	13/2	380	NA	NA	NA	NA	19.0
2019	8/8	575	NA	NA	NA	NA	27.5
TOTAL	34/12	1,354	NA	NA	NA	NA	57.5

GAME-BY-GAME - OFFENSIVE LINE

2019	G/GS	Snp	Grd	Tch	Eff.	Ass.	KD
at WF	1/1	81	NA	NA	NA	NA	5.5
SB	1/1	74	NA	NA	NA	NA	2
at SDSU	1/1	77	NA	NA	NA	NA	0
CSU	1/1	91	NA	NA	NA	NA	2
at LSU	1/1	53	NA	NA	NA	NA	2
NEV	1/1	77	NA	NA	NA	NA	4
at AFA	1/1	37	NA	NA	NA	NA	2
BYU	1/1	85	NA	NA	NA	NA	10
at FS	0/0	0	0	0	0	0	0
WYO	0/0	0	0	0	0	0	0
BSU	0/0	0	0	0	0	0	0
at UNM	0/0	0	0	0	0	0	0

2018	G/GS	Snp	Grd	Tch	Eff.	Ass.	KD
at MSU	1/0	40	NA	NA	NA	NA	2
NMSU	1/0	34	NA	NA	NA	NA	4
TTU	1/0	28	NA	NA	NA	NA	0
AFA	1/0	23	NA	NA	NA	NA	1
at BYU	1/0	44	NA	NA	NA	NA	4
UNLV	1/1	40	NA	NA	NA	NA	1
at WYO	1/1	55	NA	NA	NA	NA	6
UNM	1/1	31	NA	NA	NA	NA	0
at UH	1/0	24	NA	NA	NA	NA	0
SJSU	1/0	12	NA	NA	NA	NA	0
at CSU	1/0	12	NA	NA	NA	NA	1
at BSU	1/0	10	NA	NA	NA	NA	0
vs. UNT	1/0	17	NA	NA	NA	NA	0

2017	G/GS	Snp	Grd	Tch	Eff.	Ass.	KD
at WIS	1/0	17	NA	NA	NA	NA	2
ISU	1/0	33	NA	NA	NA	NA	2
at WF	1/0	22	NA	NA	NA	NA	0
at SJSU	1/0	25	NA	NA	NA	NA	2
BYU	1/0	16	NA	NA	NA	NA	0
CSU	1/1	62	NA	NA	NA	NA	1
WYO	1/1	80	NA	NA	NA	NA	6
at UNLV	1/0	11	NA	NA	NA	NA	0
BSU	1/0	50	NA	NA	NA	NA	4
at UNM	1/0	15	NA	NA	NA	NA	0
UH	1/0	29	NA	NA	NA	NA	1
at AFA	1/0	9	NA	NA	NA	NA	0
vs NMSU	1/0	30	NA	NA	NA	NA	2

**59 - CONNOR COLES**

PK • 6-0 • 190 • RS-SO-SQ
Bozeman, Mont.
(Bozeman HS)

CAREER STATS - SCORING

Year	PAT	FG	Total	AVG/G
2018	2	0	2	2.0
2019	0	0	0	0.0
TOTAL	2	0	2	2.0

CAREER STATS - POINTS

Points: 2, vs. Tennessee Tech (9/13/18)

CAREER STATS - KICKOFFS

Year	GP	No.	Yds	Avg	TB
2017	2	3	165	55.0	0
2018	1	1	64	64.0	0
2019	1	3	145	48.3	1
TOTAL	4	7	374	53.4	1

CAREER STATS - KICKOFFS

2019	No	Yds	Avg	TB	OB
at WF	0	0	0.0	0	0
SB	3	145	48.3	1	0
at SDSU	0	0	0.0	0	0
CSU	0	0	0.0	0	0
at LSU	0	0	0.0	0	0
NEV	0	0	0.0	0	0
at AFA	0	0	0.0	0	0
BYU	0	0	0.0	0	0
at FS	0	0	0.0	0	0
WYO	0	0	0.0	0	0
BSU	0	0	0.0	0	0
at UNM	0	0	0.0	0	0

2018	No	Yds	Avg	TB	OB
at MSU	0	0	0.0	0	0
NMSU	0	0	0.0	0	0
TTU	1	64	64.0	0	0
AFA	0	0	0.0	0	0
at BYU	0	0	0.0	0	0
UNLV	0	0	0.0	0	0
at WYO	0	0	0.0	0	0
UNM	0	0	0.0	0	0
at UH	0	0	0.0	0	0
SJSU	0	0	0.0	0	0
at CSU	0	0	0.0	0	0
at BSU	0	0	0.0	0	0
vs. UNT	0	0	0.0	0	0

2017	No	Yds	Avg	TB	OB
at WIS	0	0	0.0	0	0
ISU	2	130	65.0	0	0
at WF	0	0	0.0	0	0
at SJSU	1	35	35.0	0	0
BYU	0	0	0.0	0	0
CSU	0	0	0.0	0	0
WYO	0	0	0.0	0	0
at UNLV	0	0	0.0	0	0
BSU	0	0	0.0	0	0
at UNM	0	0	0.0	0	0
UH	0	0	0.0	0	0
at AFA	0	0	0.0	0	0
vs NMSU	0	0	0.0	0	0

**60 - WYATT BOWLES**

OL • 6-4 • 300 • FR-RS
West Point, Utah
(Syracuse HS)

CAREER STATS - OFFENSIVE LINE

Year	G/GS	Snp	Grd	Tch	Eff.	Ass.	KD
2018	4/0	47	NA	NA	NA	NA	0
2019	0/0	0	NA	NA	NA	NA	0
TOTAL	4/0	47	NA	NA	NA	NA	0

GAME-BY-GAME - OFFENSIVE LINE

2019	G/GS	Snp	Grd	Tch	Eff.	Ass.	KD
at WF	0/0	0	NA	NA	NA	NA	0
SB	0/0	0	NA	NA	NA	NA	0
at SDSU	0/0	0	0	0	0	0	0
CSU	0/0	0	0	0	0	0	0
at LSU	0/0	0	0	0	0	0	0
NEV	0/0	0	0	0	0	0	0
at AFA	0/0	0	0	0	0	0	0
BYU	0/0	0	0	0	0	0	0
at FS	0/0	0	0	0	0	0	0
WYO	0/0	0	0	0	0	0	0
BSU	0/0	0	0	0	0	0	0
at UNM	0/0	0	0	0	0	0	0





2019 UTAH STATE PLAYER STATS

2018	G/GS	Snps	Grds	Tchs	Eff.	Ass.	KD
at MSU	0/0	0	NA	NA	NA	NA	0
NMSU	1/0	7	NA	NA	NA	NA	0
TTU	1/0	7	NA	NA	NA	NA	0
AFA	0/0	0	NA	NA	NA	NA	0
at BYU	0/0	0	NA	NA	NA	NA	0
UNLV	1/0	9	NA	NA	NA	NA	0
at WYO	0/0	0	NA	NA	NA	NA	0
UNM	0/0	0	NA	NA	NA	NA	0
at UH	0/0	0	NA	NA	NA	NA	0
SJSU	1/0	24	NA	NA	NA	NA	0
at CSU	0/0	0	NA	NA	NA	NA	0
at BSU	0/0	0	NA	NA	NA	NA	0
vs. UNT	0/0	0	NA	NA	NA	NA	0



62 - DOMINIK EBERLE

PK • 6-2 • 190 • SR-2L

Nuremberg, Germany
(Redondo Union (CA) HS)

CAREER STATS - KICKING

Year	FGM-A	PCT	10-19	20-29	30-39	40-49	50+
2016	3-5	.600	0-0	2-2	0-0	1-3	0-0
2017	18-24	.750	0-0	8-9	5-6	4-8	1-1
2018	22-28	.786	1-1	8-10	4-5	6-7	3-5
2019	11-13	.846	0-0	2-2	6-6	3-5	0-0
TOTAL	54-70	.729	1-1	20-23	15-17	14-23	4-6

CAREER HIGHS - KICKING

FG: 6, vs. New Mexico State (9/8/18)

FG Att: 6, two times

Long: 52, at San José State (9/23/17)

CAREER STATS - KICKOFFS

Year	GP	No.	Yds	Avg	TB
2016	4	1	43	43.0	0
2017	13	73	4,405	60.3	38
2018	13	108	6,784	62.8	69
2019	8	42	2,445	58.2	20
TOTAL	38	224	13,677	61.1	127

CAREER STATS - SCORING

Year	PAT	FG	Total	AVG/G
2016	0	3	9	3.0
2017	47	18	101	7.8
2018	75	22	141	10.8
2019	26	11	59	7.4
TOTAL	148	54	310	8.4

CAREER HIGHS - SCORING

Points: 24, vs. New Mexico State (9/8/18)

GAME-BY-GAME - KICKING

2019	FGM-A	PCT	1-19	20-29	30-39	40-49	50+
at WF	0-0	.000	0-0	0-0	0-0	0-0	0-0
SB	2-2	1.000	0-0	0-0	2-2	0-0	0-0
at SDSU	3-4	.750	0-0	1-1	2-2	0-1	0-0
CSU	2-2	1.000	0-0	0-0	0-0	2-2	0-0
at LSU	2-2	1.000	0-0	0-0	0-0	1-1	0-0
NEV	2-3	.667	0-0	1-1	1-1	0-1	0-0
at AFA	0-0	.000	0-0	0-0	0-0	0-0	0-0
BYU	0-0	.000	0-0	0-0	0-0	0-0	0-0
at FS	0-0	.000	0-0	0-0	0-0	0-0	0-0
WYO	0-0	.000	0-0	0-0	0-0	0-0	0-0
BSU	0-0	.000	0-0	0-0	0-0	0-0	0-0
at UNM	0-0	.000	0-0	0-0	0-0	0-0	0-0

2018	FGM-A	PCT	1-19	20-29	30-39	40-49	50+
at MSU	1-1	1.000	0-0	0-0	0-0	1-1	0-0
NMSU	6-6	1.000	0-0	1-1	1-1	1-1	3-3
TTU	1-1	1.000	0-0	0-0	1-1	0-0	0-0
AFA	0-0	.000	0-0	0-0	0-0	0-0	0-0
at BYU	1-1	1.000	0-0	0-0	0-0	1-1	0-0
UNLV	1-3	.333	0-0	1-2	0-1	0-0	0-0
at WYO	1-2	.500	0-0	0-0	0-0	1-1	0-1
UNM	4-4	1.000	1-1	2-2	1-1	0-0	0-0

at UH	0-1	.000	0-0	0-1	0-0	0-0	0-0
SJSU	2-3	.667	0-0	2-2	0-0	0-1	0-0
at CSU	3-3	1.000	0-0	2-2	1-1	0-0	0-0
at BSU	1-2	.500	0-0	0-0	0-0	1-1	0-1
vs. UNT	1-1	1.000	0-0	0-0	0-0	1-1	0-0

2017	FGM-A	PCT	1-19	20-29	30-39	40-49	50+
at WIS	1-1	1.000	0-0	1-1	0-0	0-0	0-0
ISU	2-2	1.000	0-0	1-1	0-0	1-1	0-0
at WF	1-1	1.000	0-0	0-0	1-1	0-0	0-0
at SJSU	4-4	1.000	0-0	3-3	0-0	0-0	1-1
BYU	2-3	.667	0-0	0-0	2-3	0-0	0-0
CSU	3-3	1.000	0-0	0-0	1-1	2-2	0-0
WYO	0-0	.000	0-0	0-0	0-0	0-0	0-0
at UNLV	1-1	1.000	0-0	1-1	0-0	0-0	0-0
BSU	0-0	.000	0-0	0-0	0-0	0-0	0-0
at UNM	1-1	1.000	0-0	1-1	0-0	0-0	0-0
UH	1-2	.500	0-0	1-1	0-0	0-1	0-0
at AFA	0-0	.000	0-0	0-0	0-0	0-0	0-0
vs NMSU	2-6	.333	0-0	0-1	2-2	0-3	0-0

2016	FGM-A	PCT	1-19	20-29	30-39	40-49	50+
WSU	0-0	.000	0-0	0-0	0-0	0-0	0-0
at USC	0-0	.000	0-0	0-0	0-0	0-0	0-0
ASU	0-0	.000	0-0	0-0	0-0	0-0	0-0
AFA	0-0	.000	0-0	0-0	0-0	0-0	0-0
at BSU	0-0	.000	0-0	0-0	0-0	0-0	0-0
at CSU	0-0	.000	0-0	0-0	0-0	0-0	0-0
FS	0-0	.000	0-0	0-0	0-0	0-0	0-0
SDSU	0-0	.000	0-0	0-0	0-0	0-0	0-0
at WYO	0-1	.000	0-0	0-0	0-0	0-1	0-0
UNM	0-0	.000	0-0	0-0	0-0	0-0	0-0
at NEV	3-3	1.000	0-0	2-2	0-0	1-1	0-0
at BYU	0-1	.000	0-0	0-0	0-0	0-1	0-0

GAME-BY-GAME - KICKOFFS

2019	No	Yds	Avg	TB	OB
at WF	6	356	59.3	3	0
SB	8	455	56.9	6	0
at SDSU	6	351	58.5	1	0
CSU	7	405	57.9	4	0
at LSU	3	166	55.3	1	0
NEV	7	430	61.4	2	0
at AFA	2	112	56.0	1	0
BYU	3	170	56.7	2	0
at FS	0	0	0.0	0	0
WYO	0	0	0.0	0	0
BSU	0	0	0.0	0	0
at UNM	0	0	0.0	0	0

2018	No	Yds	Avg	TB	OB
at MSU	6	372	62.0	2	0
NMSU	12	754	62.8	9	1
TTU	8	519	64.9	7	1
AFA	7	414	59.1	5	0
at BYU	8	525	65.6	4	0
UNLV	10	648	64.8	7	0
at WYO	5	323	64.6	4	1
UNM	12	762	63.5	10	0
at UH	9	556	61.8	3	0
SJSU	11	643	58.5	4	1
at CSU	7	425	60.7	4	0
at BSU	5	319	63.8	3	0
vs. UNT	8	524	65.5	7	0

2017	No	Yds	Avg	TB	OB
at WIS	3	195	65.0	1	0
ISU	8	517	64.6	5	0
at WF	3	195	65.0	0	0
at SJSU	10	582	58.2	6	0
BYU	8	463	57.9	3	0
CSU	2	115	57.5	2	0
WYO	6	358	59.7	3	0
at UNLV	9	557	61.9	6	0
BSU	2	130	65.0	2	0
at UNM	5	302	60.4	3	0
UH	7	437	62.4	2	0

at AFA	6	378	63.0	5	0
vs NMSU	4	176	44.0	0	1

2016	No	Yds	Avg	TB	OB
WSU	0	0	0.0	0	0
at USC	1	43	43.0	0	0
ASU	0	0	0.0	0	0
AFA	0	0	0.0	0	0
at BSU	0	0	0.0	0	0
at CSU	0	0	0.0	0	0
FS	0	0	0.0	0	0
SDSU	0	0	0.0	0	0
at WYO	0	0	0.0	0	0
UNM	0	0	0.0	0	0
at NEV	0	0	0.0	0	0
at BYU	0	0	0.0	0	0



64 - HENELI AVENDANO

OL • 6-3 • 290 • FR-RS

Sandy, Utah
(Jordan HS)

CAREER STATS - OFFENSIVE LINE

Year	G/GS	Snps	Grds	Tchs	Eff.	Ass.	KD
2018	3/0	53	NA	NA	NA	NA	0
2019	8/2	225	NA	NA	NA	NA	10
TOTAL	11/2	278	NA	NA	NA	NA	10

GAME-BY-GAME - OFFENSIVE LINE

2019	G/GS	Snps	Grds	Tchs	Eff.	Ass.	KD
at WF	1/0	30	NA	NA	NA	NA	1
SB	1/0	42	NA	NA	NA	NA	1
at SDSU	1/0	26	NA	NA	NA	NA	0
CSU	1/0	20	NA	NA	NA	NA	0
at LSU	1/0	34	NA	NA	NA	NA	1
NEV	1/0	48	NA	NA	NA	NA	7
at AFA	1/1	25	NA	NA	NA	NA	0
BYU	1/1	0	NA	NA	NA	NA	0
at FS	0/0	0	0	0	0	0	0
WYO	0/0	0	0	0	0	0	0
BSU	0/0	0	0	0	0	0	0
at UNM	0/0	0	0	0	0	0	0

2018	G/GS	Snps	Grds	Tchs	Eff.	Ass.	KD
at MSU	0/0	NA	NA	NA	NA	NA	0
NMSU	1/0	17	NA	NA	NA	NA	0
TTU	1/0	23	NA	NA	NA	NA	0
AFA	0/0	0	NA	NA	NA	NA	0
at BYU	0/0	0	NA	NA	NA	NA	0
UNLV	0/0	0	NA	NA	NA	NA	0
at WYO	0/0	0	NA	NA	NA	NA	0
UNM	0/0	0	NA	NA	NA	NA	0
at UH	0/0	0	NA	NA	NA	NA	0
SJSU	1/0	13	NA	NA	NA	NA	0
at CSU	0/0	0	NA	NA	NA	NA	0
at BSU	0/0	0	NA	NA	NA	NA	0
vs. UNT	0/0	0	NA	NA	NA	NA	0



65 - KARTER SHAW

OL • 6-4 • 305 • FR-RS

South Jordan, Utah
(Herriman HS)

CAREER STATS - OFFENSIVE LINE

Year	G/GS	Snps	Grds	Tchs	Eff.	Ass.	KD
2018	4/0	69	NA	NA	NA	NA	3
2019	8/8	565	NA	NA	NA	NA	26.5
TOTAL	12/8	634	NA	NA	NA	NA	29.5

at LSU	1/1	54	NA	NA	NA	NA	2
NEV	1/1	70	NA	NA	NA	NA	3.5
at AFA	1/1	37	NA	NA	NA	NA	1
BYU	1/1	85	NA	NA	NA	NA	8
at FS	0/0	0	0	0	0	0	0
WYO	0/0	0	0	0	0	0	0
BSU	0/0	0	0	0	0	0	0
at UNM	0/0	0	0	0	0	0	0

2018	G/GS	Snp	Grd	Tch	Eff.	Ass.	KD
at MSU	0/0	0	NA	NA	NA	NA	0
NMSU	1/0	7	NA	NA	NA	NA	0
TTU	1/0	20	NA	NA	NA	NA	1
AFA	0/0	0	NA	NA	NA	NA	0
at BYU	0/0	0	NA	NA	NA	NA	0
UNLV	0/0	0	NA	NA	NA	NA	0
at WYO	0/0	0	NA	NA	NA	NA	0
UNM	1/0	22	NA	NA	NA	NA	1
at UH	0/0	0	NA	NA	NA	NA	0
SJSU	1/0	20	NA	NA	NA	NA	1
at CSU	0/0	0	NA	NA	NA	NA	0
at BSU	0/0	0	NA	NA	NA	NA	0
vs. UNT	0/0	0	NA	NA	NA	NA	0

**66 - MOHELIKA UASIKE****OL • 6-1 • 305 • RS-JR-2L**Euless, Texas
(L.D. Bell HS)**CAREER STATS - OFFENSIVE LINE**

Year	G/GS	Snp	Grd	Tch	Eff.	Ass.	KD
2019	2/0	24	NA	NA	NA	NA	0

CAREER STATS - DEFENSE

Year	G/GS	UA-AT-TT	TFL	Sack	INT	PB	FF	FR
2016	11/3	2-8-10	0.5-4	0.0-0	0-0	0	0	1
2017	11/0	11-12-23	2.0-8	0.0-0	0-0	0	2	0
2018	1/0	0-0-0	0.0-0	0.0-0	0-0	0	0	0
TOTAL	23/3	13-20-33	2.5-12	0.0-0	0-0	0	2	1

CAREER HIGHS - DEFENSE

Tackles: 7, at Air Force (11/25/17)

TFL: 1.0, two times

FF: 1, two times

FR: 1, at Nevada (11/19/26)

GAME-BY-GAME - OFFENSIVE LINE

2019	G/GS	Snp	Grd	Tch	Eff.	Ass.	KD
at WF	0/0	0	NA	NA	NA	NA	0
SB	1/0	17	NA	NA	NA	NA	0
at SDSU	0/0	0	NA	NA	NA	NA	0
CSU	0/0	0	NA	NA	NA	NA	0
at LSU	0/0	0	NA	NA	NA	NA	0
NEV	1/0	7	NA	NA	NA	NA	0
at AFA	0/0	0	0	0	0	0	0
BYU	0/0	0	0	0	0	0	0
at FS	0/0	0	0	0	0	0	0
WYO	0/0	0	0	0	0	0	0
BSU	0/0	0	0	0	0	0	0
at UNM	0/0	0	0	0	0	0	0

GAME-BY-GAME - DEFENSE

2018	G/GS	U-A-T	TFL	Sack	INT	PB	QH	F/R
at MSU	0/0	0-0-0	0.0-0	0.0-0	0	0	0	0/0
NMSU	0/0	0-0-0	0.0-0	0.0-0	0	0	0	0/0
TTU	0/0	0-0-0	0.0-0	0.0-0	0	0	0	0/0
AFA	0/0	0-0-0	0.0-0	0.0-0	0	0	0	0/0
at BYU	1/0	0-0-0	0.0-0	0.0-0	0	0	0	0/0
UNLV	0/0	0-0-0	0.0-0	0.0-0	0	0	0	0/0
at WYO	0/0	0-0-0	0.0-0	0.0-0	0	0	0	0/0
UNM	0/0	0-0-0	0.0-0	0.0-0	0	0	0	0/0
at UH	0/0	0-0-0	0.0-0	0.0-0	0	0	0	0/0
SJSU	0/0	0-0-0	0.0-0	0.0-0	0	0	0	0/0
at CSU	0/0	0-0-0	0.0-0	0.0-0	0	0	0	0/0
at BSU	0/0	0-0-0	0.0-0	0.0-0	0	0	0	0/0
vs. UNT	0/0	0-0-0	0.0-0	0.0-0	0	0	0	0/0

2017	G/GS	U-A-T	TFL	Sack	INT	PB	QH	F/R
at WIS	1/0	1-0-1	0.0-0	0.0-0	0	0	0	1/0
ISU	0/0	0-0-0	0.0-0	0.0-0	0	0	0	0/0
at WF	1/0	0-0-0	0.0-0	0.0-0	0	0	0	0/0
at SJSU	1/0	1-1-2	0.0-0	0.0-0	0	0	0	0/0
BYU	1/0	1-3-4	0.0-0	0.0-0	0	0	0	0/0
CSU	1/0	1-2-3	0.0-0	0.0-0	0	0	0	0/0
WYO	1/0	2-1-3	1.0-4	0.0-0	0	0	0	0/0
at UNLV	1/0	1-0-1	0.0-0	0.0-0	0	0	0	1/0
BSU	1/0	1-0-1	0.0-0	0.0-0	0	0	0	0/0
at UNM	1/0	0-1-1	0.0-0	0.0-0	0	0	0	0/0
UH	1/0	0-0-0	0.0-0	0.0-0	0	0	0	0/0
at AFA	1/0	3-4-7	1.0-4	0.0-0	0	0	0	0/0
vs NMSU	0/0	0-0-0	0.0-0	0.0-0	0	0	0	0/0

2016	G/GS	U-A-T	TFL	Sack	INT	PB	QH	F/R
WSU	0/0	0-0-0	0.0-0	0.0-0	0	0	0	0/0
at USC	1/0	0-0-0	0.0-0	0.0-0	0	0	0	0/0
ASU	1/0	0-0-0	0.0-0	0.0-0	0	0	0	0/0
AFA	1/0	0-1-1	0.0-0	0.0-0	0	0	0	0/0
at BSU	1/0	0-1-1	0.0-0	0.0-0	0	0	0	0/0
at CSU	1/0	0-2-2	0.0-0	0.0-0	0	0	0	0/0
FS	1/0	0-0-0	0.0-0	0.0-0	0	0	0	0/0
SDSU	1/1	0-0-0	0.0-0	0.0-0	0	0	0	0/0
at WYO	1/0	0-0-0	0.0-0	0.0-0	0	0	0	0/0
UNM	1/1	0-4-4	0.5-1	0.0-0	0	0	0	0/0
at NEV	1/0	1-0-1	0.0-0	0.0-0	0	0	0	0/1
at BYU	1/1	1-0-1	0.0-0	0.0-0	0	0	0	0/0

**72 - ALFRED EDWARDS****OL • 6-7 • 310 • SO-1L**Redlands, Calif.
(Redlands Senior HS)**CAREER STATS - OFFENSIVE LINE**

Year	G/GS	Snp	Grd	Tch	Eff.	Ass.	KD
2018	12/11	662	NA	NA	NA	NA	10
2019	7/7	454	NA	NA	NA	NA	4
TOTAL	19/18	1,116	NA	NA	NA	NA	14

GAME-BY-GAME - OFFENSIVE LINE

2019	G/GS	Snp	Grd	Tch	Eff.	Ass.	KD
at WF	1/1	81	NA	NA	NA	NA	1
SB	0/0	0	NA	NA	NA	NA	0
at SDSU	1/1	71	NA	NA	NA	NA	0
CSU	1/1	56	NA	NA	NA	NA	0
at LSU	1/1	54	NA	NA	NA	NA	0
NEV	1/1	70	NA	NA	NA	NA	3
at AFA	1/1	37	NA	NA	NA	NA	0
BYU	1/1	85	NA	NA	NA	NA	0
at FS	0/0	0	0	0	0	0	0
WYO	0/0	0	0	0	0	0	0
BSU	0/0	0	0	0	0	0	0
at UNM	0/0	0	0	0	0	0	0

2018	G/GS	Snp	Grd	Tch	Eff.	Ass.	KD
at MSU	1/1	68	NA	NA	NA	NA	2
NMSU	1/1	51	NA	NA	NA	NA	1
TTU	1/1	50	NA	NA	NA	NA	0
AFA	1/1	64	NA	NA	NA	NA	1
at BYU	1/1	4	NA	NA	NA	NA	0
UNLV	0/0	0	NA	NA	NA	NA	0
at WYO	1/0	40	NA	NA	NA	NA	1
UNM	1/1	58	NA	NA	NA	NA	1
at UH	1/1	61	NA	NA	NA	NA	0
SJSU	1/1	73	NA	NA	NA	NA	3
at CSU	1/1	54	NA	NA	NA	NA	1
at BSU	1/1	69	NA	NA	NA	NA	1
vs. UNT	1/1	70	NA	NA	NA	NA	1

**73 - KYLER HACK****OL • 6-4 • 300 • SO-RS**Las Vegas, Nev.
(Orange Coast CC)**CAREER STATS - OFFENSIVE LINE**

Year	G/GS	Snp	Grd	Tch	Eff.	Ass.	KD
2018	3/0	64	NA	NA	NA	NA	3
2019	7/4	381	NA	NA	NA	NA	10.5
TOTAL	10/4	445	NA	NA	NA	NA	13.5

GAME-BY-GAME - OFFENSIVE LINE

2019	G/GS	Snp	Grd	Tch	Eff.	Ass.	KD
at WF	0/0	0	NA	NA	NA	NA	0
SB	1/1	72	NA	NA	NA	NA	3
at SDSU	1/0	23	NA	NA	NA	NA	1
CSU	1/0	90	NA	NA	NA	NA	0
at LSU	1/1	3	NA	NA	NA	NA	0
NEV	1/1	77	NA	NA	NA	NA	4.5
at AFA	1/0	31	NA	NA	NA	NA	0
BYU	1/1	85	NA	NA	NA	NA	2
at FS	0/0	0	0	0	0	0	0
WYO	0/0	0	0	0	0	0	0
BSU	0/0	0	0	0	0	0	0
at UNM	0/0	0	0	0	0	0	0

2018	G/GS	Snp	Grd	Tch	Eff.	Ass.	KD
at MSU	0/0	0	NA	NA	NA	NA	0
NMSU	0/0	0	NA	NA	NA	NA	0
TTU	0/0	0	NA	NA	NA	NA	0
AFA	0/0	0	NA	NA	NA	NA	0
at BYU	0/0	0	NA	NA	NA	NA	0
UNLV	0/0	0	NA	NA	NA	NA	0
at WYO	0/0	0	NA	NA	NA	NA	0
UNM	1/0	36	NA	NA	NA	NA	2
at UH	1/0	17	NA	NA	NA	NA	1
SJSU	1/0	11	NA	NA	NA	NA	0
at CSU	0/0	0	NA	NA	NA	NA	0
at BSU	0/0	0	NA	NA	NA	NA	0
vs. UNT	0/0	0	NA	NA	NA	NA	0

**74 - CHANDLER DOLPHIN****OL • 6-3 • 295 • SO-SQ**Sandy, Utah
(Alta HS)**CAREER STATS - OFFENSIVE LINE**

Year	G/GS	Snp	Grd	Tch	Eff.	Ass.	KD
2018	4/0	26	NA	NA	NA	NA	2
2019	1/0	17	NA	NA	NA	NA	0
TOTAL	5/0	43	NA	NA	NA	NA	2

GAME-BY-GAME - OFFENSIVE LINE

2019	G/GS	Snp	Grd	Tch	Eff.	Ass.	KD
at WF	0/0	0	NA	NA	NA	NA	0
SB	1/0	17	NA	NA	NA	NA	0
at SDSU	0/0	0	NA	NA	NA	NA	0
CSU	0/0	0	NA	NA	NA	NA	0
at LSU	0/0	0	NA	NA	NA	NA	0
NEV	0/0	0	NA	NA	NA	NA	0
at AFA	0/0	0	0	0	0	0	0
BYU	0/0	0	0	0	0	0	0
at FS	0/0	0	0	0	0	0	0
WYO	0/0	0	0	0	0	0	0
BSU	0/0	0	0	0	0	0	0
at UNM	0/0	0	0	0	0	0	0

2018	G/GS	Snp	Grd	Tch	Eff.	Ass.	KD
at MSU	0/0	0	NA	NA	NA	NA	0
NMSU	0/0	0	NA	NA	NA	NA	0
TTU	1/0	8	NA	NA	NA	NA	2

at WYO	0/0	0	NA	NA	NA	NA	0
UNM	1/0	4	NA	NA	NA	NA	0
at UH	0/0	0	NA	NA	NA	NA	0
SJSU	1/0	6	NA	NA	NA	NA	0
at CSU	0/0	0	NA	NA	NA	NA	0
at BSU	0/0	0	NA	NA	NA	NA	0
vs. UNT	0/0	0	NA	NA	NA	NA	0



75 - TY SHAW
OL • 6-4 • 300 • JR-1L
South Jordan, Utah
(Herriman HS)

CAREER STATS - OFFENSIVE LINE

Year	G/GS	Snp	Grd	Tch	Eff.	Ass.	KD
2017	6/0	97	NA	NA	NA	NA	9
2018	4/0	52	NA	NA	NA	NA	1
2019	8/6	267	NA	NA	NA	NA	0
TOTAL	18/6	416	NA	NA	NA	NA	10

GAME-BY-GAME - OFFENSIVE LINE

2019	G/GS	Snp	Grd	Tch	Eff.	Ass.	KD
at WF	1/1	51	NA	NA	NA	NA	0
SB	1/1	32	NA	NA	NA	NA	0
at SDSU	1/1	52	NA	NA	NA	NA	0
CSU	1/1	71	NA	NA	NA	NA	0
at LSU	1/1	20	NA	NA	NA	NA	0
NEV	1/1	29	NA	NA	NA	NA	0
at AFA	1/0	--	NA	NA	NA	NA	0
BYU	1/0	--	NA	NA	NA	NA	0
at FS	0/0	0	0	0	0	0	0
WYO	0/0	0	0	0	0	0	0
BSU	0/0	0	0	0	0	0	0
at UNM	0/0	0	0	0	0	0	0

2018	G/GS	Snp	Grd	Tch	Eff.	Ass.	KD
at MSU	0/0	0	NA	NA	NA	NA	0
NMSU	1/0	10	NA	NA	NA	NA	0
TTU	1/0	4	NA	NA	NA	NA	0
AFA	0/0	0	NA	NA	NA	NA	0
at BYU	0/0	0	NA	NA	NA	NA	0
UNLV	1/0	20	NA	NA	NA	NA	0
at WYO	0/0	0	NA	NA	NA	NA	0
UNM	1/0	18	NA	NA	NA	NA	1
at UH	0/0	0	NA	NA	NA	NA	0
SJSU	0/0	0	NA	NA	NA	NA	0
at CSU	0/0	0	NA	NA	NA	NA	0
at BSU	0/0	0	NA	NA	NA	NA	0
vs. UNT	0/0	0	NA	NA	NA	NA	0

2017	G/GS	Snp	Grd	Tch	Eff.	Ass.	KD
at WIS	1/0	7	NA	NA	NA	NA	0
ISU	1/0	32	NA	NA	NA	NA	5
at WF	1/0	13	NA	NA	NA	NA	2
at SJSU	1/0	33	NA	NA	NA	NA	0
BYU	0/0	0	NA	NA	NA	NA	0
CSU	1/0	6	NA	NA	NA	NA	1
WYO	0/0	0	NA	NA	NA	NA	0
at UNLV	0/0	0	NA	NA	NA	NA	0
BSU	0/0	0	NA	NA	NA	NA	0
at UNM	0/0	0	NA	NA	NA	NA	0
UH	1/0	6	NA	NA	NA	NA	1
at AFA	0/0	0	NA	NA	NA	NA	0
vs NMSU	0/0	0	NA	NA	NA	NA	0



76 - JACKSON OWENS
OL • 6-5 • 305 • FR-HS
Sandy, Utah
(East HS)

CAREER STATS - OFFENSIVE LINE

Year	G/GS	Snp	Grd	Tch	Eff.	Ass.	KD
2019	1/0	17	NA	NA	NA	NA	1

GAME-BY-GAME - OFFENSIVE LINE

2019	G/GS	Snp	Grd	Tch	Eff.	Ass.	KD
at WF	0/0	0	NA	NA	NA	NA	0
SB	1/0	17	NA	NA	NA	NA	1
at SDSU	0/0	0	NA	NA	NA	NA	0
CSU	0/0	0	NA	NA	NA	NA	0
at LSU	0/0	0	NA	NA	NA	NA	0
NEV	0/0	0	0	0	0	0	0
at AFA	0/0	0	0	0	0	0	0
BYU	0/0	0	0	0	0	0	0
at FS	0/0	0	0	0	0	0	0
WYO	0/0	0	0	0	0	0	0
BSU	0/0	0	0	0	0	0	0
at UNM	0/0	0	0	0	0	0	0



77 - ANDY KOCH
OL • 6-6 • 290 • FR-RS
Eastvale, Calif.
(Eleanor Roosevelt HS)

CAREER STATS - OFFENSIVE LINE

Year	G/GS	Snp	Grd	Tch	Eff.	Ass.	KD
2018	3/0	47	NA	NA	NA	NA	4.0
2019	3/3	204	NA	NA	NA	NA	12.5
TOTAL	6/3	251	NA	NA	NA	NA	16.5

GAME-BY-GAME - OFFENSIVE LINE

2019	G/GS	Snp	Grd	Tch	Eff.	Ass.	KD
at WF	1/1	81	NA	NA	NA	NA	8.5
SB	1/1	73	NA	NA	NA	NA	3
at SDSU	1/1	60	NA	NA	NA	NA	1
CSU	0/0	0	NA	NA	NA	NA	0
at LSU	0/0	0	NA	NA	NA	NA	0
NEV	0/0	0	0	0	0	0	0
at AFA	0/0	0	0	0	0	0	0
BYU	0/0	0	0	0	0	0	0
at FS	0/0	0	0	0	0	0	0
WYO	0/0	0	0	0	0	0	0
BSU	0/0	0	0	0	0	0	0
at UNM	0/0	0	0	0	0	0	0

2018	G/GS	Snp	Grd	Tch	Eff.	Ass.	KD
at MSU	0/0	0	NA	NA	NA	NA	0
NMSU	1/0	7	NA	NA	NA	NA	0
TTU	1/0	23	NA	NA	NA	NA	3
AFA	0/0	0	NA	NA	NA	NA	0
at BYU	0/0	0	NA	NA	NA	NA	0
UNLV	0/0	0	NA	NA	NA	NA	0
at WYO	0/0	0	NA	NA	NA	NA	0
UNM	0/0	0	NA	NA	NA	NA	0
at UH	1/0	17	NA	NA	NA	NA	1
SJSU	0/0	0	NA	NA	NA	NA	0
at CSU	0/0	0	NA	NA	NA	NA	0
at BSU	0/0	0	NA	NA	NA	NA	0
vs. UNT	0/0	0	NA	NA	NA	NA	0



78 - JACOB SOUTH
OL • 6-5 • 295 • FR-RS
Anacortes, Wash.
(Anacortes HS)

CAREER STATS - OFFENSIVE LINE

Year	G/GS	Snp	Grd	Tch	Eff.	Ass.	KD
2018	2/0	37	NA	NA	NA	NA	1
2019	6/1	115	NA	NA	NA	NA	1
TOTAL	8/1	152	NA	NA	NA	NA	2

GAME-BY-GAME - OFFENSIVE LINE

2019	G/GS	Snp	Grd	Tch	Eff.	Ass.	KD
at WF	0/0	0	NA	NA	NA	NA	0
SB	1/0	17	NA	NA	NA	NA	0
at SDSU	0/0	0	NA	NA	NA	NA	0
CSU	1/0	34	NA	NA	NA	NA	0
at LSU	1/0	51	NA	NA	NA	NA	1
NEV	1/0	7	NA	NA	NA	NA	0
at AFA	1/1	6	NA	NA	NA	NA	0

BYU	1/0	--	NA	NA	NA	NA	0
at FS	0/0	0	0	0	0	0	0
WYO	0/0	0	0	0	0	0	0
BSU	0/0	0	0	0	0	0	0
at UNM	0/0	0	0	0	0	0	0

2018	G/GS	Snp	Grd	Tch	Eff.	Ass.	KD
at MSU	0/0	0	NA	NA	NA	NA	0
NMSU	1/0	14	NA	NA	NA	NA	0
TTU	1/0	23	NA	NA	NA	NA	1
AFA	0/0	0	NA	NA	NA	NA	0
at BYU	0/0	0	NA	NA	NA	NA	0
UNLV	0/0	0	NA	NA	NA	NA	0
at WYO	0/0	0	NA	NA	NA	NA	0
UNM	0/0	0	NA	NA	NA	NA	0
at UH	0/0	0	NA	NA	NA	NA	0
SJSU	0/0	0	NA	NA	NA	NA	0
at CSU	0/0	0	NA	NA	NA	NA	0
BSU	0/0	0	NA	NA	NA	NA	0
vs. UNT	0/0	0	NA	NA	NA	NA	0



79 - WADE MEACHAM
OL • 6-6 • 305 • FR-RS
Layton, Utah
(Layton HS)

CAREER STATS - OFFENSIVE LINE

Year	G/GS	Snp	Grd	Tch	Eff.	Ass.	KD
2018	4/0	68	NA	NA	NA	NA	0
2019	1/0	15	NA	NA	NA	NA	0
TOTAL	5/0	83	NA	NA	NA	NA	0

GAME-BY-GAME - OFFENSIVE LINE

2019	G/GS	Snp	Grd	Tch	Eff.	Ass.	KD
at WF	0/0	0	NA	NA	NA	NA	0
SB	1/0	15	NA	NA	NA	NA	0
at SDSU	0/0	0	NA	NA	NA	NA	0
CSU	0/0	0	NA	NA	NA	NA	0
at LSU	0/0	0	0	0	0	0	0
NEV	0/0	0	0	0	0	0	0
at AFA	0/0	0	0	0	0	0	0
BYU	0/0	0	0	0	0	0	0
at FS	0/0	0	0	0	0	0	0
WYO	0/0	0	0	0	0	0	0
BSU	0/0	0	0	0	0	0	0
at UNM	0/0	0	0	0	0	0	0

2018	G/GS	Snp	Grd	Tch	Eff.	Ass.	KD
at MSU	0/0	0	NA	NA	NA	NA	0
NMSU	1/0	10	NA	NA	NA	NA	0
TTU	1/0	8	NA	NA	NA	NA	0
AFA	0/0	0	NA	NA	NA	NA	0
at BYU	0/0	0	NA	NA	NA	NA	0
UNLV	1/0	17	NA	NA	NA	NA	0
at WYO	0/0	0	NA	NA	NA	NA	0
UNM	1/0	33	NA	NA	NA	NA	0
at UH	0/0	0	NA	NA	NA	NA	0
SJSU	0/0	0	NA	NA	NA	NA	0
at CSU	0/0	0	NA	NA	NA	NA	0
at BSU	0/0	0	NA	NA	NA	NA	0
vs. UNT	0/0	0	NA	NA	NA	NA	0



80 - SIAOSI MARINER
WR • 6-2 • 195 • GR-TR
Tustin, Calif.
(Tustin HS)
(Utah)

CAREER STATS - RECEIVING

Year	G/GS	Rec	Yds	Avg	TD	Long
2019	8/8	34	527	15.5	4	48

CAREER HIGHS - RECEIVING

Receptions: 8, at Wake Forest (8/30/19)
Receiving Yards: 118, at Wake Forest (8/30/19)
Receiving TDs: 1, four times
Long Catch: 48, vs. Nevada (10/19/19)



GAME-BY-GAME RECEIVING

2019	G/GS	Rec	Yds	Avg	TD	LG
at WF	1/1	8	118	14.8	1	28
SB	1/1	5	73	14.6	1	29
at SDSU	1/1	7	74	10.6	0	16
CSU	1/1	2	40	20.0	0	34
at LSU	1/1	2	45	22.5	0	35
NEV	1/1	2	53	26.5	0	48
at AFA	1/1	3	38	12.7	1	27
BYU	1/1	5	86	17.2	1	32
at FS	0/0	0	0	0.0	0	0
WYO	0/0	0	0	0.0	0	0
BSU	0/0	0	0	0.0	0	0
at UNM	0/0	0	0	0.0	0	0

**81 - TIM PATRICK JR.**

WR • 6-0 • 185 • FR-RS
San Diego, Calif.
(Morse HS)

CAREER STATS - RECEIVING

Year	G/GS	Rec	Yds	Avg	TD	Long
2018	2/0	0	0	0.0	0	0
2019	3/0	0	0	0.0	0	0
TOTAL	5/0	0	0	0.0	0	0

GAME-BY-GAME RECEIVING

2019	G/GS	Rec	Yds	Avg	TD	LG
at WF	0/0	0	0	0.0	0	0
SB	1/0	0	0	0.0	0	0
at SDSU	0/0	0	0	0.0	0	0
CSU	1/0	0	0	0.0	0	0
at LSU	0/0	0	0	0.0	0	0
NEV	1/0	0	0	0.0	0	0
at AFA	0/0	0	0	0.0	0	0
BYU	0/0	0	0	0.0	0	0
at FS	0/0	0	0	0.0	0	0
WYO	0/0	0	0	0.0	0	0
BSU	0/0	0	0	0.0	0	0
at UNM	0/0	0	0	0.0	0	0

2018	G/GS	Rec	Yds	Avg	TD	LG
at MSU	0/0	0	0	0.0	0	0
NMSU	0/0	0	0	0.0	0	0
TTU	1/0	0	0	0.0	0	0
AFA	0/0	0	0	0.0	0	0
at BYU	0/0	0	0	0.0	0	0
UNLV	1/0	0	0	0.0	0	0
at WYO	0/0	0	0	0.0	0	0
UNM	0/0	0	0	0.0	0	0
at UH	0/0	0	0	0.0	0	0
SJSU	0/0	0	0	0.0	0	0
at CSU	0/0	0	0	0.0	0	0
at BSU	0/0	0	0	0.0	0	0
vs. UNT	0/0	0	0	0.0	0	0

**83 - DEREK WRIGHT**

WR • 6-1 • 185 • JR-JC
Sterling, Utah
(Manti HS)
(Snow College)

CAREER STATS - RECEIVING

Year	G/GS	Rec	Yds	Avg	TD	Long
2019	6/0	3	40	13.3	1	30

CAREER HIGHS - RECEIVING

Receptions: 2, vs. Stony Brook (9/7/19)
Receiving Yards: 30, vs. Stony Brook (9/7/19)
Receiving TDs: 1, vs. Stony Brook (9/7/19)
Long Catch: 30, vs. Stony Brook (9/7/19)

GAME-BY-GAME RECEIVING

2019	G/GS	Rec	Yds	Avg	TD	LG
at WF	1/0	0	0	0.0	0	0
SB	1/0	2	30	15.0	1	30

at SDSU	1/0	0	0	0.0	0	0
CSU	1/0	0	0	0.0	0	0
at LSU	1/0	1	10	10.0	0	10
NEV	1/0	0	0	0.0	0	0
at AFA	0/0	0	0	0.0	0	0
BYU	0/0	0	0	0.0	0	0
at FS	0/0	0	0	0.0	0	0
WYO	0/0	0	0	0.0	0	0
BSU	0/0	0	0	0.0	0	0
at UNM	0/0	0	0	0.0	0	0

**85 - MOSESE MANU**

TE • 6-3 • 250 • JR-JC
West Bountiful, Utah
(Bountiful HS)
(Mt. San Antonio College)

CAREER STATS - RECEIVING

Year	G/GS	Rec	Yds	Avg	TD	Long
2019	1/0	0	0	0.0	0	0

GAME-BY-GAME RECEIVING

2019	G/GS	Rec	Yds	Avg	TD	LG
at WF	0/0	0	0	0.0	0	0
SB	1/0	0	0	0.0	0	0
at SDSU	0/0	0	0	0.0	0	0
CSU	0/0	0	0	0.0	0	0
at LSU	0/0	0	0	0.0	0	0
NEV	0/0	0	0	0.0	0	0
at AFA	0/0	0	0	0.0	0	0
BYU	0/0	0	0	0.0	0	0
at FS	0/0	0	0	0.0	0	0
WYO	0/0	0	0	0.0	0	0
BSU	0/0	0	0	0.0	0	0
at UNM	0/0	0	0	0.0	0	0

**87 - CALEB REPP**

TE • 6-5 • 225 • GR-TR
Rancho Cucamonga, Calif.
(Los Osos HS)
(Utah)

CAREER STATS - RECEIVING

Year	G/GS	Rec	Yds	Avg	TD	Long
2019	8/3	21	252	12.0	2	40

CAREER HIGHS - RECEIVING

Receptions: 5, two times
Receiving Yards: 60, vs. Colorado State (9/28/19)
Receiving TDs: 1, two times
Long Catch: 40, vs. Colorado State (9/28/19)

GAME-BY-GAME RECEIVING

2019	G/GS	Rec	Yds	Avg	TD	LG
at WF	1/1	5	59	11.8	0	23
SB	1/0	5	58	11.6	0	28
at SDSU	1/0	3	23	7.7	0	9
CSU	1/0	3	60	20.0	1	40
at LSU	1/1	1	-2	-2.0	0	0
NEV	1/0	1	13	13.0	1	13
at AFA	1/0	0	0	0.0	0	0
BYU	1/1	3	41	13.7	0	15
at FS	0/0	0	0	0.0	0	0
WYO	0/0	0	0	0.0	0	0
BSU	0/0	0	0	0.0	0	0
at UNM	0/0	0	0	0.0	0	0

**88 - CARSON TERRELL**

TE • 6-5 • 245 • JR-2L
Lehi, Utah
(Lehi HS)

CAREER STATS - RECEIVING

Year	G/GS	Rec	Yds	Avg	TD	Long
2017	12/0	10	107	10.7	0	22
2018	13/3	10	150	15.0	1	40
2019	8/7	11	72	6.5	0	12
TOTAL	33/10	31	331	10.7	1	40

CAREER HIGHS - RECEIVING

Receptions: 4, at San Diego State (9/21/19)
Receiving Yards: 42, at BYU (10/5/18)
Receiving TDs: 1, vs. New Mexico (10/27/18)
Long Catch: 40, at BYU (10/5/18)

GAME-BY-GAME RECEIVING

2019	G/GS	Rec	Yds	Avg	TD	LG
at WF	1/1	3	17	5.7	0	10
SB	1/1	1	6	6.0	0	6
at SDSU	1/1	4	33	8.3	0	12
CSU	1/1	1	5	5.0	0	5
at LSU	1/1	1	10	10.0	0	10
NEV	1/1	0	0	0.0	0	0
at AFA	1/1	0	0	0.0	0	0
BYU	1/0	1	3	3.0	0	3
at FS	0/0	0	0	0.0	0	0
WYO	0/0	0	0	0.0	0	0
at BSU	0/0	0	0	0.0	0	0
at UNM	0/0	0	0	0.0	0	0

2018	G/GS	Rec	Yds	Avg	TD	LG
at MSU	1/0	1	9	9.0	0	9
NMSU	1/0	0	0	0.0	0	0
TTU	1/0	3	37	12.3	0	24
AFA	1/0	1	14	14.0	0	14
at BYU	1/0	2	42	21.0	0	40
UNLV	1/1	1	12	12.0	0	12
at WYO	1/1	1	7	7.0	0	7
UNM	1/1	1	29	29.0	1	29
at UH	1/0	0	0	0.0	0	0
SJSU	1/0	0	0	0.0	0	0
at CSU	1/0	0	0	0.0	0	0
at BSU	1/0	0	0	0.0	0	0
vs. UNT	1/0	0	0	0.0	0	0

2017	G/GS	Rec	Yds	Avg	TD	LG
at WIS	1/0	2	18	9.0	0	13
ISU	1/0	1	19	19.0	0	19
at WF	1/0	1	6	6.0	0	6
at SJSU	1/0	1	18	18.0	0	18
BYU	1/0	0	0	0.0	0	0
CSU	1/0	1	16	16.0	0	16
WYO	1/0	2	25	12.5	0	22
at UNLV	1/0	1	3	3.0	0	3
BSU	0/0	0	0	0.0	0	0
at UNM	1/0	0	0	0.0	0	0
UH	1/0	1	2	2.0	0	2
at AFA	1/0	0	0	0.0	0	0
vs NMSU	1/0	0	0	0.0	0	0

**89 - TRAVIS BOMAN**

TE • 6-4 • 245 • JR-1L
Henderson, Nev.
(Coronado HS)

CAREER STATS - RECEIVING

Year	G/GS	Rec	Yds	Avg	TD	Long
2018	11/0	1	11	11.0	0	11
2019	6/0	2	7	3.5	0	5
TOTAL	17/0	3	18	6.0	0	11



2019 UTAH STATE PLAYER STATS

CAREER HIGHS - RECEIVING

Receptions: 2, vs. Stony Brook (9/7/19)

Receiving Yards: 11, vs. Tennessee Tech (9/13/18)

Long Catch: 11, vs. Tennessee Tech (9/13/18)

GAME-BY-GAME RECEIVING

2019	G/GS	Rec	Yds	Avg	TD	LG
at WF	1/0	0	0	0.0	0	0
SB	1/0	2	7	3.5	0	5
at SDSU	1/0	0	0	0.0	0	0
CSU	1/0	0	0	0.0	0	0
at LSU	1/0	0	0	0.0	0	0
NEV	1/0	0	0	0.0	0	0
at AFA	0/0	0	0	0.0	0	0
BYU	0/0	0	0	0.0	0	0
at FS	0/0	0	0	0.0	0	0
WYO	0/0	0	0	0.0	0	0
BSU	0/0	0	0	0.0	0	0
at UNM	0/0	0	0	0.0	0	0

2018	G/GS	Rec	Yds	Avg	TD	LG
at MSU	0/0	0	0	0.0	0	0
NMSU	1/0	0	0	0.0	0	0
TTU	1/0	1	11	11.0	0	11
AFA	0/0	0	0	0.0	0	0
at BYU	1/0	0	0	0.0	0	0
UNLV	1/0	0	0	0.0	0	0
at WYO	1/0	0	0	0.0	0	0
UNM	0/0	0	0	0.0	0	0
at UH	1/0	0	0	0.0	0	0
SJSU	1/0	0	0	0.0	0	0
at CSU	1/0	0	0	0.0	0	0
at BSU	1/0	0	0	0.0	0	0
vs. UNT	1/0	0	0	0.0	0	0



89 - AARON DALTON

P • 6-4 • 215 • RS-SR-3L

Bountiful, Utah
(Viewmont HS)

CAREER STATS - PUNTS

Year	GP	No.	Yds	Avg	LG	50+	I20
2015	13	72	2,974	41.3	69	9	27
2016	12	62	2,348	37.9	56	8	19
2017	13	76	3,193	42.0	63	10	26
2018	0	0	0	0.0	0	0	0
2019	8	7	273	39.0	49	0	1
TOTAL	46	217	8,788	40.5	69	27	73

CAREER HIGHS - PUNTS

Punts: 13, vs. Southern Utah (9/15)

Avg: 50.3, at Air Force (11/14/15)

Long: 69, vs. Akron (12/12/15)

I20: 5, vs New Mexico State (12/29/17)

GAME-BY-GAME PUNTING

2019	No.	Yds	Avg	LG	I20
at WF	7	273	39.0	49	1
SB	0	0	0.0	0	0
at SDSU	0	0	0.0	0	0
CSU	0	0	0.0	0	0
at LSU	0	0	0.0	0	0
NEV	0	0	0.0	0	0
at AFA	0	0	0.0	0	0
BYU	0	0	0.0	0	0
at FS	0	0	0.0	0	0
WYO	0	0	0.0	0	0
BSU	0	0	0.0	0	0
at UNM	0	0	0.0	0	0

2018	No.	Yds	Avg	LG	I20
at MSU	0	0	0.0	0	0
NMSU	0	0	0.0	0	0
TTU	0	0	0.0	0	0
AFA	0	0	0.0	0	0
at BYU	0	0	0.0	0	0

UNLV	0	0	0.0	0	0
at WYO	0	0	0.0	0	0
UNM	0	0	0.0	0	0
at UH	0	0	0.0	0	0
SJSU	0	0	0.0	0	0
at CSU	0	0	0.0	0	0
at BSU	0	0	0.0	0	0
vs. UNT	0	0	0.0	0	0

2017	No.	Yds	Avg	LG	I20
at WIS	5	218	43.6	55	2
ISU	2	86	43.0	44	1
at WF	9	367	40.8	54	4
at SJSU	4	158	39.5	43	2
BYU	8	352	44.0	55	1
CSU	10	429	42.9	54	3
WYO	2	81	40.5	41	1
at UNLV	3	123	41.0	44	2
BSU	9	348	38.7	44	2
at UNM	6	279	46.5	63	0
UH	4	155	38.8	44	1
at AFA	5	196	39.2	47	2
vs NMSU	9	401	44.6	55	5

2016	No.	Yds	Avg	LG	I20
WSU	2	39	19.5	22	0
at USC	5	217	43.4	56	2
ASU	8	303	37.9	49	2
AFA	3	100	33.3	38	2
at BSU	9	352	39.1	51	4
at CSU	7	268	38.3	54	2
FS	4	131	32.8	38	2
SDSU	7	310	44.3	52	1
at WYO	4	137	34.2	54	1
UNM	4	134	33.5	41	1
at NEV	3	96	32.0	43	0
at BYU	6	261	43.5	56	2

2015	No.	Yds	Avg	LG	I20
SUU	13	463	35.6	48	3
at Utah	5	208	41.6	49	1
at Wash	4	139	34.8	42	1
CSU	4	180	45.0	58	1
at FS	6	252	42.0	49	2
BSU	7	282	40.3	51	2
at SDSU	6	260	43.3	56	3
WYO	1	38	38.0	38	0
at UNM	6	279	46.5	63	4
at AFA	7	352	50.3	57	2
NEV	3	110	36.7	40	3
BYU	4	144	36.0	44	2
vs. AKR	6	267	44.5	69	3



90 - RITISONI FATA

DT • 6-1 • 295 • JR-2L

Redlands, Calif.
(East Valley HS)

CAREER STATS - DEFENSE

Year	G/GS	UA-AT-TT	TFL	Sack	INT	PB	FF	FR
2017	8/2	1-10-11	1.5-3	0.0-0	0-0	0	0	0
2018	9/0	4-7-11	2.0-3	0.0-0	0-0	0	0	0
2019	6/0	2-5-7	0.0-0	0.0-0	0-0	0	0	0
TOTAL	23/2	7-22-29	3.5-6	0.0-0	0-0	0	0	0

CAREER HIGHS - DEFENSE

Tackles: 4, two times

TFL: 1.5, vs. New Mexico (10/27/18)

GAME-BY-GAME DEFENSE

2019	G/GS	U-A-T	TFL	Sack	INT	PB	QH	F/R
at WF	1/0	0-2-2	0.0-0	0.0-0	0	0	0	0/0
SB	1/0	1-0-1	0.0-0	0.0-0	0	0	0	0/0
at SDSU	1/0	1-0-1	0.0-0	0.0-0	0	0	0	0/0
CSU	0/0	0-0-0	0.0-0	0.0-0	0	0	0	0/0
at LSU	0/0	0-0-0	0.0-0	0.0-0	0	0	0	0/0

NEV	1/0	0-1-1	0.0-0	0.0-0	0	0	0	0/0
at AFA	1/0	0-1-1	0.0-0	0.0-0	0	0	0	0/0
BYU	1/0	0-1-1	0.0-0	0.0-0	0	0	0	0/0
at FS	0/0	0-0-0	0.0-0	0.0-0	0	0	0	0/0
WYO	0/0	0-0-0	0.0-0	0.0-0	0	0	0	0/0
BSU	0/0	0-0-0	0.0-0	0.0-0	0	0	0	0/0
at UNM	0/0	0-0-0	0.0-0	0.0-0	0	0	0	0/0

2018	G/GS	U-A-T	TFL	Sack	INT	PB	QH	F/R
at MSU	0/0	0-0-0	0.0-0	0.0-0	0	0	0	0/0
NMSU	0/0	0-0-0	0.0-0	0.0-0	0	0	0	0/0
TTU	1/0	1-1-2	0.5-1	0.0-0	0	0	0	0/0
AFA	1/0	0-1-1	0.0-0	0.0-0	0	0	0	0/0
at BYU	1/0	0-0-0	0.0-0	0.0-0	0	0	0	0/0
UNLV	1/0	1-0-1	0.0-0	0.0-0	0	0	0	0/0
at WYO	1/0	0-0-0	0.0-0	0.0-0	0	0	0	0/0
UNM	1/0	2-1-3	1.5-2	0.0-0	0	0	0	0/0
at UH	1/0	0-0-0	0.0-0	0.0-0	0	0	0	0/0
SJSU	0/0	0-0-0	0.0-0	0.0-0	0	0	0	0/0
at CSU	0/0	0-0-0	0.0-0	0.0-0	0	0	0	0/0
at BSU	1/0	0-4-4	0.0-0	0.0-0	0	0	0	0/0
vs. UNT	1/0	0-0-0	0.0-0	0.0-0	0	0	0	0/0

2017	G/GS	U-A-T	TFL	Sack	INT	PB	QH	F/R
at WIS	1/1	0-0-0	0.0-0	0.0-0	0	0	0	0/0
ISU	1/0	0-3-3	0.0-0	0.0-0	0	0	0	0/0
at WF	1/0	0-0-0	0.0-0	0.0-0	0	0	0	0/0
at SJSU	1/0	1-1-2	1.0-2	0.0-0	0	0	0	0/0
BYU	1/1	0-2-2	0.0-0	0.0-0	0	0	0	0/0
CSU	0/0	0-0-0	0.0-0	0.0-0	0	0	0	0/0
WYO	0/0	0-0-0	0.0-0	0.0-0	0	0	0	0/0
at UNLV	0/0	0-0-0	0.0-0	0.0-0	0	0	0	0/0
BSU	1/0	0-0-0	0.0-0	0.0-0	0	0	0	0/0
at UNM	1/0	0-0-0	0.0-0	0.0-0	0	0	0	0/0
UH	1/0	0-4-4	0.5-1	0.0-0	0	0	0	0/0
at AFA	0/0	0-0-0	0.0-0	0.0-0	0	0	0	0/0
vs NMSU	0/0	0-0-0	0.0-0	0.0-0	0	0	0	0/0



91 - DEVON ANDERSON

DT • 6-1 • 295 • SR-2L

Baltimore, Md.
(Overlea HS)
(Dodge City CC)

CAREER STATS - DEFENSE

Year	G/GS	UA-AT-TT	TFL	Sack	INT	PB	FF	FR
2017	12/5	19-13-32	3.5-10	1.0-5	0-0	0	2	1
2018	13/9	8-26-34	3.0-10	1.5-7	0-0	0	0	1
2019	8/6	12-13-25	3.0-13	1.0-6	0-0	0	1	0
TOTAL	33/20	39-52-91	9.5-33	3.5-18	0-0	0	3	2

CAREER HIGHS - DEFENSE

Tackles: 7, at New Mexico (11/4/17)

TFLs: 1.0, five times

Sacks: 1.0, three times

FF: 2, at New Mexico (11/4/17)

FR: 1, two times

QBH: 1, two times

GAME-BY-GAME DEFENSE

2019	G/GS	U-A-T	TFL	Sack	INT	PB	QH	F/R
at WF	1/1	3-1-4	0.0-0	0.0-0	0	0	0	0/0
SB	1/1	1-2-3	0.0-0	0.0-0	0	0	1	0/0
at SDSU	1/1	1-0-1	0.0-0	0.0-0	0	0	1	0/0
CSU	1/0	2-2-4	1.0-1	0.0-0	0	0	0	0/0
at LSU	1/0	0-2-2	0.0-0	0.0-0	0	0	0	0/0
NEV	1/1	2-1-3	1.0-6	1.0-6	0	0	0	0/0
at AFA	1/1	2-0-2	1.0-6	0.0-0	0	0	0	1/0
BYU	1/1	1-5-6	0.0-0	0.0-0	0	0	0	0/0
at FS	0/0	0-0-0	0.0-0	0.0-0	0	0	0	0/0
WYO	0/0	0-0-0	0.0-0	0.0-0	0	0	0	0/0
BSU	0/0	0-0-0	0.0-0	0.0-0	0	0	0	0/0
at UNM	0/0	0-0-0	0.0-0	0.0-0	0	0	0	0/0

TTU	1/0	0-4-4	0.5-1	0.0-0	0	0	0	0/0
AFA	1/0	1-3-4	1.0-6	1.0-6	0	0	0	0/0
at BYU	1/1	2-0-2	0.0-0	0.0-0	0	0	0	0/0
UNLV	1/1	0-2-2	0.0-0	0.0-0	0	0	0	0/0
at WYO	1/1	1-3-4	0.5-1	0.0-0	0	0	0	0/0
UNM	1/1	0-2-2	0.0-0	0.0-0	0	0	0	0/0
at UH	1/1	0-2-2	0.5-1	0.5-1	0	0	0	0/0
SJSU	1/1	0-1-1	0.0-0	0.0-0	0	0	0	0/0
at CSU	1/1	0-3-3	0.5-1	0.0-0	0	0	0	0/0
at BSU	1/1	2-4-6	0.0-0	0.0-0	0	0	0	0/0
vs. UNT	1/1	1-1-2	0.0-0	0.0-0	0	0	0	0/0

2017	G/GS	U-A-T	TFL	Sack	INT	PB	QH	F/R
at WIS	1/0	1-0-1	0.0-0	0.0-0	0	0	0	0/0
ISU	1/0	0-1-1	0.0-0	0.0-0	0	0	0	0/0
at WF	1/0	2-1-3	1.0-3	0.0-0	0	0	0	0/0
at SJSU	1/0	0-1-1	0.0-0	0.0-0	0	0	0	0/0
BYU	0/0	0-0-0	0.0-0	0.0-0	0	0	0	0/0
CSU	1/0	0-0-0	0.0-0	0.0-0	0	0	0	0/0
WYO	1/0	0-2-2	0.0-0	0.0-0	0	0	0	0/0
at UNLV	1/1	2-3-5	1.0-5	1.0-5	0	0	0	0/0
BSU	1/0	0-1-1	0.0-0	0.0-0	0	0	0	0/0
at UNM	1/1	6-1-7	0.0-0	0.0-0	0	0	0	2/1
UH	1/0	2-2-4	0.5-1	0.0-0	0	0	0	0/0
at AFA	1/1	5-1-6	1.0-1	0.0-0	0	0	0	0/0
vs NMSU	1/1	1-0-1	0.0-0	0.0-0	0	0	0	0/0



92 - HALE MOTU'APUAKA
DT • 6-2 • 285 • FR-RS
Honolulu, Hawai'i
(Punahou HS)

CAREER STATS - DEFENSE

Year	G/GS	U-A-T	TFL	Sack	INT	PB	FF	FR
2018	2/0	0-0-0	0.0-0	0.0-0	0-0	0	0	0
2019	7/0	3-5-8	0.5-0	0.0-0	0-0	0	0	0
TOTAL	9/0	3-5-8	0.5-0	0.0-0	0-0	0	0	0

CAREER HIGHS - DEFENSE

Tackles: 3, vs. Stony Brook (9/7/19)
TFL: 0.5, vs. BYU (11/2/19)
QBH: 1, vs. BYU (11/2/19)

GAME-BY-GAME DEFENSE

2019	G/GS	U-A-T	TFL	Sack	INT	PB	QH	F/R
at WF	1/0	1-1-2	0.0-0	0.0-0	0	0	0	0/0
SB	1/0	1-2-3	0.0-0	0.0-0	0	0	0	0/0
at SDSU	1/0	0-0-0	0.0-0	0.0-0	0	0	0	0/0
CSU	1/0	0-1-1	0.0-0	0.0-0	0	0	0	0/0
at LSU	0/0	0-0-0	0.0-0	0.0-0	0	0	0	0/0
NEV	1/0	0-0-0	0.0-0	0.0-0	0	0	0	0/0
at AFA	1/0	1-0-1	0.0-0	0.0-0	0	0	0	0/0
BYU	1/0	0-1-1	0.5-0	0.0-0	0	0	1	0/0
at FS	0/0	0-0-0	0.0-0	0.0-0	0	0	0	0/0
WYO	0/0	0-0-0	0.0-0	0.0-0	0	0	0	0/0
BSU	0/0	0-0-0	0.0-0	0.0-0	0	0	0	0/0
at UNM	0/0	0-0-0	0.0-0	0.0-0	0	0	0	0/0

2018	G/GS	U-A-T	TFL	Sack	INT	PB	QH	F/R
at MSU	0/0	0-0-0	0.0-0	0.0-0	0	0	0	0/0
NMSU	0/0	0-0-0	0.0-0	0.0-0	0	0	0	0/0
TTU	0/0	0-0-0	0.0-0	0.0-0	0	0	0	0/0
AFA	0/0	0-0-0	0.0-0	0.0-0	0	0	0	0/0
at BYU	0/0	0-0-0	0.0-0	0.0-0	0	0	0	0/0
UNLV	0/0	0-0-0	0.0-0	0.0-0	0	0	0	0/0
at WYO	0/0	0-0-0	0.0-0	0.0-0	0	0	0	0/0
UNM	0/0	0-0-0	0.0-0	0.0-0	0	0	0	0/0
at UH	1/0	0-0-0	0.0-0	0.0-0	0	0	0	0/0
SJSU	1/0	0-0-0	0.0-0	0.0-0	0	0	0	0/0
at CSU	0/0	0-0-0	0.0-0	0.0-0	0	0	0	0/0
at BSU	0/0	0-0-0	0.0-0	0.0-0	0	0	0	0/0
vs. UNT	0/0	0-0-0	0.0-0	0.0-0	0	0	0	0/0



93 - JACOBY WILDMAN
DE • 6-2 • 250 • GR-3L
Logan, Utah
(Logan HS)

CAREER STATS - DEFENSE

Year	G/GS	U-A-T	TFL	Sack	INT	PB	FF	FR
2016	11/0	0-2-2	0.0-0	0.0-0	0-0	0	0	0
2017	13/4	15-30-45	1.5-3	1.0-2	0-0	0	0	1
2018	11/0	9-6-15	2.0-13	2.0-13	0-0	0	0	0
2019	8/3	14-10-24	4.5-17	2.0-12	0-0	0	0	0
TOTAL	43/7	38-48-86	8.0-33	5.0-27	0-0	0	0	1

CAREER HIGHS - DEFENSE

Tackles: 9, vs. Boise State (10/28/17)
Sacks: 1.0, five times
TFL: 2.0, at Wake Forest (8/20/19)
FR: 1, at San José State (9/23/17)
QBH: 1, five times
Blocked Kick: 1, vs. North Texas (12/15/18)

GAME-BY-GAME DEFENSE

2019	G/GS	U-A-T	TFL	Sack	INT	PB	QH	F/R
at WF	1/0	5-1-6	2.0-4	0.0-0	0	0	0	0/0
SB	1/0	1-2-3	0.5-1	0.0-0	0	0	0	0/0
at SDSU	1/0	2-0-2	1.0-7	1.0-7	0	0	0	0/0
CSU	1/1	0-2-2	0.0-0	0.0-0	0	0	1	0/0
at LSU	1/1	4-0-4	1.0-5	1.0-5	0	0	0	0/0
NEV	1/0	1-0-1	0.0-0	0.0-0	0	0	0	0/0
at AFA	1/0	0-3-3	0.0-0	0.0-0	0	0	0	0/0
BYU	1/1	1-2-3	0.0-0	0.0-0	0	0	0	0/0
at FS	0/0	0-0-0	0.0-0	0.0-0	0	0	0	0/0
WYO	0/0	0-0-0	0.0-0	0.0-0	0	0	0	0/0
BSU	0/0	0-0-0	0.0-0	0.0-0	0	0	0	0/0
at UNM	0/0	0-0-0	0.0-0	0.0-0	0	0	0	0/0

2018	G/GS	U-A-T	TFL	Sack	INT	PB	QH	F/R
at MSU	0/0	0-0-0	0.0-0	0.0-0	0	0	0	0/0
NMSU	0/0	0-0-0	0.0-0	0.0-0	0	0	0	0/0
TTU	1/0	0-0-0	0.0-0	0.0-0	0	0	0	0/0
AFA	1/0	2-3-5	0.0-0	0.0-0	0	0	0	0/0
at BYU	1/0	0-0-0	0.0-0	0.0-0	0	0	0	0/0
UNLV	1/0	3-2-5	1.0-5	1.0-5	0	0	1	0/0
at WYO	1/0	2-0-2	1.0-8	1.0-8	0	0	0	0/0
UNM	1/0	2-0-2	0.0-0	0.0-0	0	0	0	0/0
at UH	1/0	0-0-0	0.0-0	0.0-0	0	0	0	0/0
SJSU	1/0	0-0-0	0.0-0	0.0-0	0	0	0	0/0
at CSU	1/0	0-0-0	0.0-0	0.0-0	0	0	0	0/0
at BSU	1/0	0-0-0	0.0-0	0.0-0	0	0	0	0/0
vs. UNT	1/0	0-1-1	0.0-0	0.0-0	0	0	0	0/0

2017	G/GS	U-A-T	TFL	Sack	INT	PB	QH	F/R
at WIS	1/1	1-0-1	0.0-0	0.0-0	0	0	0	0/0
ISU	1/1	0-3-3	0.0-0	0.0-0	0	0	1	0/0
at WF	1/0	3-1-4	0.0-0	0.0-0	0	0	0	0/0
at SJSU	1/0	3-2-5	1.5-3	1.0-2	0	0	0	1/1
BYU	1/0	1-2-3	0.0-0	0.0-0	0	0	0	0/0
CSU	1/0	3-4-7	0.0-0	0.0-0	0	0	1	0/0
WYO	1/1	0-0-0	0.0-0	0.0-0	0	0	0	0/0
at UNLV	1/1	1-4-5	0.0-0	0.0-0	0	0	0	0/0
BSU	1/0	1-8-9	0.0-0	0.0-0	0	0	0	0/0
at UNM	1/0	0-1-1	0.0-0	0.0-0	0	0	0	0/0
UH	1/0	0-2-2	0.0-0	0.0-0	0	0	0	0/0
at AFA	1/0	2-3-5	0.0-0	0.0-0	0	0	0	0/0
vs NMSU	1/0	0-0-0	0.0-0	0.0-0	0	0	0	0/0

2016	G/GS	U-A-T	TFL	Sack	INT	PB	QH	F/R
WSU	1/0	0-0-0	0.0-0	0.0-0	0	0	1	0/0
at USC	1/0	0-0-0	0.0-0	0.0-0	0	0	0	0/0
ASU	1/0	0-1-1	0.0-0	0.0-0	0	0	0	0/0
AFA	1/0	0-1-1	0.0-0	0.0-0	0	0	0	0/0
at BSU	1/0	0-0-0	0.0-0	0.0-0	0	0	0	0/0
at CSU	1/0	0-0-0	0.0-0	0.0-0	0	0	0	0/0
FS	1/0	0-0-0	0.0-0	0.0-0	0	0	0	0/0
SDSU	0/0	0-0-0	0.0-0	0.0-0	0	0	0	0/0

at WYO	1/0	0-0-0	0.0-0	0.0-0	0	0	0	0/0
UNM	1/0	0-0-0	0.0-0	0.0-0	0	0	0	0/0
at NEV	1/0	0-0-0	0.0-0	0.0-0	0	0	0	0/0
at BYU	1/0	0-0-0	0.0-0	0.0-0	0	0	0	0/0



94 - CADAN ANDERSEN
DT • 6-2 • 280 • JR-1L
Logan, Utah
(Logan HS)

CAREER STATS - DEFENSE

Year	G/GS	U-A-T	TFL	Sack	INT	PB	FF	FR
2018	12/0	2-7-9	3.0-11	1.0-8	0-0	0	0	0
2019	8/0	1-6-7	0.0-0	0.0-0	0-0	0	0	0
TOTAL	20/0	3-13-16	3.0-11	1.0-8	0-0	0	0	0

CAREER HIGHS - DEFENSE

Tackles: 3, vs. Tennessee Tech (9/13/18)
TFL: 1.5, vs. Tennessee Tech (9/13/18)
Sacks: 1.0, at Boise State (11/24/18)
QBH: 1, vs. North Texas (12/15/18)

GAME-BY-GAME DEFENSE

2019	G/GS	U-A-T	TFL	Sack	INT	PB	QH	F/R
at WF	1/0	0-0-0	0.0-0	0.0-0	0	0	0	0/0
SB	1/0	0-2-2	0.0-0	0.0-0	0	0	0	0/0
at SDSU	1/0	0-0-0	0.0-0	0.0-0	0	0	0	0/0
CSU	1/0	0-2-2	0.0-0	0.0-0	0	0	0	0/0
at LSU	1/0	1-1-2	0.0-0	0.0-0	0	0	0	0/0
NEV	1/0	0-0-0	0.0-0	0.0-0	0	0	0	0/0
at AFA	1/0	0-0-0	0.0-0	0.0-0	0	0	0	0/0
BYU	1/0	0-1-1	0.0-0	0.0-0	0	0	0	0/0
at FS	0/0	0-0-0	0.0-0	0.0-0	0	0	0	0/0
WYO	0/0	0-0-0	0.0-0	0.0-0	0	0	0	0/0
BSU	0/0	0-0-0	0.0-0	0.0-0	0	0	0	0/0
at UNM	0/0	0-0-0	0.0-0	0.0-0	0	0	0	0/0

2018	G/GS	U-A-T	TFL	Sack	INT	PB	QH	F/R
at MSU	1/0	0-0-0	0.0-0	0.0-0	0	0	0	0/0
NMSU	1/0	0-0-0	0.0-0	0.0-0	0	0	0	0/0
TTU	1/0	1-2-3	1.5-2	0.0-0	0	0	0	0/0
AFA	1/0	0-1-1	0.0-0	0.0-0	0	0	0	0/0
at BYU	0/0	0-0-0	0.0-0	0.0-0	0	0	0	0/0
UNLV	1/0	0-0-0	0.0-0	0.0-0	0	0	0	0/0
at WYO	1/0	0-0-0	0.0-0	0.0-0	0	0	0	0/0
UNM	1/0	0-0-0	0.0-0	0.0-0	0	0	0	0/0
at UH	1/0	0-0-0	0.0-0	0.0-0	0	0	0	0/0
SJSU	1/0	0-0-0	0.0-0	0.0-0	0	0	0	0/0
at CSU	1/0	0-2-2	0.0-0	0.0-0	0	0	0	0/0
at BSU	1/0	1-1-2	1.0-8	1.0-8	0	0	0	0/0
vs. UNT	1/0	0-1-1	0.5-1	0.0-0	0	0	1	0/0



2019 UTAH STATE PLAYER STATS

at SDSU	1/1	2-1-3	0.0-0	0.0-0	0	1	0	0/0
CSU	1/0	0-3-3	0.0-0	0.0-0	0	0	0	0/0
at LSU	1/0	2-0-2	0.0-0	0.0-0	0	0	0	0/0
NEV	1/1	1-2-3	0.0-0	0.0-0	0	0	0	0/0
at AFA	1/1	2-4-6	0.0-0	0.0-0	0	0	0	0/0
BYU	1/1	2-3-5	0.0-0	0.0-0	0	0	0	0/0
at FS	0/0	0-0-0	0.0-0	0.0-0	0	0	0	0/0
WYO	0/0	0-0-0	0.0-0	0.0-0	0	0	0	0/0
BSU	0/0	0-0-0	0.0-0	0.0-0	0	0	0	0/0
at UNM	0/0	0-0-0	0.0-0	0.0-0	0	0	0	0/0

2018	G/GS	U-A-T	TFL	Sack	INT	PB	QH	F/R
at MSU	1/1	2-1-3	0.0-0	0.0-0	0	0	0	0/0
NMSU	1/1	0-4-4	0.5-1	0.5-1	0	0	0	0/0
TTU	1/1	0-4-4	0.0-0	0.0-0	0	0	0	0/0
AFA	1/1	1-8-9	0.0-0	0.0-0	0	0	0	0/0
at BYU	1/1	1-0-1	0.0-0	0.0-0	0	0	0	0/0
UNLV	1/1	0-4-4	0.0-0	0.0-0	0	0	0	0/0
at WYO	1/1	1-0-1	1.0-2	0.0-0	0	0	0	0/0
UNM	1/1	0-0-0	0.0-0	0.0-0	0	0	0	0/0
at UH	1/1	0-0-0	0.0-0	0.0-0	0	0	0	0/0
SJSU	1/1	1-1-2	1.0-4	0.0-0	0	0	0	0/0
at CSU	1/1	0-3-3	0.0-0	0.0-0	0	0	0	0/0
at BSU	1/1	0-0-0	0.0-0	0.0-0	0	0	0	0/0
vs. UNT	0/0	0-0-0	0.0-0	0.0-0	0	0	0	0/0

2017	G/GS	U-A-T	TFL	Sack	INT	PB	QH	F/R
at WIS	0/0	0-0-0	0.0-0	0.0-0	0	0	0	0/0
ISU	0/0	0-0-0	0.0-0	0.0-0	0	0	0	0/0
at SJSU	0/0	0-0-0	0.0-0	0.0-0	0	0	0	0/0
BYU	1/0	1-1-2	0.0-0	0.0-0	0	0	0	0/0
CSU	1/0	2-3-5	1.5-2	0.0-0	0	0	1	0/0
WYO	1/1	1-1-2	0.0-0	0.0-0	0	0	0	0/0
at UNLV	1/1	3-1-4	1.0-2	0.0-0	0	0	0	0/0
BSU	1/1	0-4-4	0.0-0	0.0-0	0	0	0	0/0
at UNM	1/1	2-1-3	1.0-1	0.0-0	0	0	0	0/0
UH	1/1	2-3-5	1.0-2	0.0-0	0	0	0	0/0
at AFA	1/1	1-2-3	0.0-0	0.0-0	0	0	0	0/0
vs NMSU	1/1	4-0-4	0.0-0	0.0-0	0	0	0	0/0

2016	G/GS	U-A-T	TFL	Sack	INT	PB	QH	F/R
WSU	1/0	0-1-1	0.5-1	0.0-0	0	0	0	0/0
at USC	0/0	0-0-0	0.0-0	0.0-0	0	0	0	0/0
ASU	0/0	0-0-0	0.0-0	0.0-0	0	0	0	0/0
AFA	0/0	0-0-0	0.0-0	0.0-0	0	0	0	0/0
at BSU	0/0	0-0-0	0.0-0	0.0-0	0	0	0	0/0
at CSU	0/0	0-0-0	0.0-0	0.0-0	0	0	0	0/0
FS	1/0	0-2-2	0.0-0	0.0-0	0	0	0	0/0
SDSU	1/0	2-4-6	0.0-0	0.0-0	0	0	0	0/0
at WYO	1/0	2-1-3	0.0-0	0.0-0	0	1	0	0/0
UNM	1/0	1-2-3	0.0-0	0.0-0	0	0	0	0/0
at NEV	1/0	1-0-1	0.0-0	0.0-0	0	1	0	0/0
at BYU	1/0	4-0-4	0.0-0	0.0-0	0	0	0	0/0



97 - JAKE PITCHER
DE • 6-3 • 245 • JR-SQ
Smithfield, Utah
(Sky View HS)

CAREER STATS - DEFENSE

Year	G/GS	UA-AT-TT	TFL	Sack	INT	PB	FF	FR
2017	1/0	0-1-1	0.0-0	0.0-0	0-0	0	0	0
2018	4/0	0-0-0	0.0-0	0.0-0	0-0	0	0	0
2019	4/0	1-1-2	0.0-0	0.0-0	0-0	0	0	0
TOTAL	9/0	1-2-3	0.0-0	0.0-0	0-0	0	0	0

CAREER HIGHS - DEFENSE

Tackles: 2, vs. Stony Brook (9/7/19)

GAME-BY-GAME DEFENSE

2019	G/GS	U-A-T	TFL	Sack	INT	PB	QH	F/R
at WF	0/0	0-0-0	0.0-0	0.0-0	0	0	0	0/0
SB	1/0	1-1-2	0.0-0	0.0-0	0	0	0	0/0
at SDSU	0/0	0-0-0	0.0-0	0.0-0	0	0	0	0/0
CSU	0/0	0-0-0	0.0-0	0.0-0	0	0	0	0/0
at LSU	1/0	0-0-0	0.0-0	0.0-0	0	0	0	0/0

NEV	1/0	0-0-0	0.0-0	0.0-0	0	0	0	0/0
at AFA	1/0	0-0-0	0.0-0	0.0-0	0	0	0	0/0
BYU	0/0	0-0-0	0.0-0	0.0-0	0	0	0	0/0
at FS	0/0	0-0-0	0.0-0	0.0-0	0	0	0	0/0
WYO	0/0	0-0-0	0.0-0	0.0-0	0	0	0	0/0
BSU	0/0	0-0-0	0.0-0	0.0-0	0	0	0	0/0
at UNM	0/0	0-0-0	0.0-0	0.0-0	0	0	0	0/0

2018	G/GS	U-A-T	TFL	Sack	INT	PB	QH	F/R
at MSU	0/0	0-0-0	0.0-0	0.0-0	0	0	0	0/0
NMSU	1/0	0-0-0	0.0-0	0.0-0	0	0	0	0/0
TTU	1/0	0-0-0	0.0-0	0.0-0	0	0	0	0/0
AFA	0/0	0-0-0	0.0-0	0.0-0	0	0	0	0/0
at BYU	0/0	0-0-0	0.0-0	0.0-0	0	0	0	0/0
UNLV	0/0	0-0-0	0.0-0	0.0-0	0	0	0	0/0
at WYO	0/0	0-0-0	0.0-0	0.0-0	0	0	0	0/0
UNM	1/0	0-0-0	0.0-0	0.0-0	0	0	0	0/0
at UH	0/0	0-0-0	0.0-0	0.0-0	0	0	0	0/0
SJSU	1/0	0-0-0	0.0-0	0.0-0	0	0	0	0/0
at CSU	0/0	0-0-0	0.0-0	0.0-0	0	0	0	0/0
at BSU	0/0	0-0-0	0.0-0	0.0-0	0	0	0	0/0
vs. UNT	0/0	0-0-0	0.0-0	0.0-0	0	0	0	0/0

2017	G/GS	U-A-T	TFL	Sack	INT	PB	QH	F/R
at WIS	0/0	0-0-0	0.0-0	0.0-0	0	0	0	0/0
ISU	1/0	0-1-1	0.0-0	0.0-0	0	0	0	0/0
at WF	0/0	0-0-0	0.0-0	0.0-0	0	0	0	0/0
at SJSU	0/0	0-0-0	0.0-0	0.0-0	0	0	0	0/0
BYU	0/0	0-0-0	0.0-0	0.0-0	0	0	0	0/0
CSU	0/0	0-0-0	0.0-0	0.0-0	0	0	0	0/0
WYO	0/0	0-0-0	0.0-0	0.0-0	0	0	0	0/0
at UNLV	0/0	0-0-0	0.0-0	0.0-0	0	0	0	0/0
BSU	0/0	0-0-0	0.0-0	0.0-0	0	0	0	0/0
at UNM	0/0	0-0-0	0.0-0	0.0-0	0	0	0	0/0
UH	0/0	0-0-0	0.0-0	0.0-0	0	0	0	0/0
at AFA	0/0	0-0-0	0.0-0	0.0-0	0	0	0	0/0
vs NMSU	0/0	0-0-0	0.0-0	0.0-0	0	0	0	0/0



98 - CHRIS BARTOLIC
P • 6-0 • 195 • JR-JC
Newport Beach, Calif.
(Carona del Mar HS)
(Orange Coast CC)

CAREER STATS - PUNTS

Year	GP	No.	Yds	Avg	LG	50+	I20
2019	4	21	907	43.2	71	7	9

CAREER HIGHS - PUNTS

Punts: 8, at Air Force (10/26/19)
Avg: 51.0, vs. Stony Brook (9/7/19)
Long: 71, at Air Force (10/26/19)
I20: 5, vs. Nevada (10/19/19)

GAME-BY-GAME PUNTING

2019	No.	Yds	Avg	LG	I20
at WF	0	0	0.0	0	0
SB	1	51	51.0	51	0
at SDSU	0	0	0.0	0	0
CSU	0	0	0.0	0	0
at LSU	0	0	0.0	0	0
NEV	7	281	40.1	53	5
at AFA	8	364	45.4	71	2
BYU	5	211	42.2	51	2
at FS	0	0	0.0	0	0
WYO	0	0	0.0	0	0
BSU	0	0	0.0	0	0
at UNM	0	0	0.0	0	0



98 - AJ VONGPHACHANH
DE • 6-3 • 230 • FR-HS
Pasco, Wash.
(Chiawana HS)

CAREER STATS - DEFENSE

Year	G/GS	UA-AT-TT	TFL	Sack	INT	PB	FF	FR
2019	4/0	5-7-12	0.0-0	0.0-0	0-0	0	0	0

CAREER HIGHS - DEFENSE

Tackles: 5, two times

GAME-BY-GAME DEFENSE

2019	G/GS	U-A-T	TFL	Sack	INT	PB	QH	F/R
at WF	0/0	0-0-0	0.0-0	0.0-0	0	0	0	0/0
SB	1/0	1-1-2	0.0-0	0.0-0	0	0	0	0/0
at SDSU	0/0	0-0-0	0.0-0	0.0-0	0	0	0	0/0
CSU	0/0	0-0-0	0.0-0	0.0-0	0	0	0	0/0
at LSU	1/0	2-3-5	0.0-0	0.0-0	0	0	0	0/0
NEV	0/0	0-0-0	0.0-0	0.0-0	0	0	0	0/0
at AFA	1/0	2-3-5	0.0-0	0.0-0	0	0	0	0/0
BYU	1/0	0-0-0	0.0-0	0.0-0	0	0	0	0/0
at FS	0/0	0-0-0	0.0-0	0.0-0	0	0	0	0/0
WYO	0/0	0-0-0	0.0-0	0.0-0	0	0	0	0/0
BSU	0/0	0-0-0	0.0-0	0.0-0	0	0	0	0/0
at UNM	0/0	0-0-0	0.0-0	0.0-0	0	0	0	0/0



/// GAME 7 RECAP vs. AIR FORCE ///



OCTOBER 26, 2019

FALCON STADIUM

SCORING SUMMARY

	1	2	3	4	FINAL
Utah State	0	0	7	0	7
Air Force	0	17	7	7	31

Second Quarter

AFA - Jackson 1 yd run (Koehnke kick, 11:55)

AFA - Remsburg 1 yd run (Koehnke kick, 6:36)

AFA - Koehnke 57 yd FG (0:00)

Third Quarter

USU - Mariner 27 yd pass from Love (Eberle kick, 11:49)

AFA - Remsburg 9 yd run (Koehnke kick, 3:17)

Fourth Quarter

AFA - Birdow 1 yd run (Koehnke kick, 10:06)

Attendance: 19,248

TEAM STATISTICS

	USU	AFA
First Downs	7	30
Rushing	14	448
Passing	114	24
Total Offense	128	472
Fumbles: Number-Lost	0-0	3-2
Penalties: Number-Yards	0-0	4-40
Punts-Yards/Avg.	8-364/45.4	2-85/42.5
Punt returns: No-Yds-TD/Avg.	0-0-0/0.0	0-0-0/0.0
Kickoff Returns: No-Yds-TD/Avg.	1-6-0/6.0	1-21-0/21.0
Interceptions: No-Yds-TD	0-0-0	0-0-0
Fumble Returns: No-Yds-TD	0-0-0	0-0-0
Possession Time	14:17	45:43
Third-Down Conversions	1-of-9	10-of-13

INDIVIDUAL RUSHING

USU: Bright, 6-24; Warren, 2-4; Burt, 1-2; Love, 4-(-16).

AFA: Jackson, 25-148, TD; Remsburg, 16-92, 2 TD; Birdow, 18-88, TD; Hammond III, 9-69; Sanders, 3-39; Mal-lard, 3-13; Stoner, 1-10; Sanders, 1-(-7).

INDIVIDUAL PASSING (C-A-I, Yds, TD)

USU: Love, 14-23-0, 114, 0.

AFA: Hammond III, 1-5-0, 16, 0; Sanders, 1-1-0, 8, 0.

INDIVIDUAL RECEIVING

USU: Thompkins, 6-26; Mariner, 3-38, TD; Warren, 1-31;

Nathan, 1-11; Scarver, 1-8; Bright, 1-2; Burt, 1-(-2).

AFA: Waters, 2-24.

USU Punt Returns: None.

USU KO Returns: Lee, 1-6.

USU Interception Returns: None

USU Fumble Returns: None.

USU Tackle Leaders: Williams 14; Bond 12; Woodward, 11; Lefeged, 8; Meitzenheimer, 7; Unga, 6.

UTAH STATE STARTERS

OFFENSE

LT	Edwards	DE	Galeai
LG	Avendano	DT	Anderson
C	Ali'ifua	DT	'Unga
RG	K. Shaw	DE	Te'i
RT	South	LB	Woodward
WR	Thompkins	LB	Meitzenheimer
WR	Nathan	CB	Haney
WR	Mariner	CB	Lampkin
TE	Terrell	S	Bond
RB	Bright	S	Lefeged Jr.
QB	Love	NK	Williams

DEFENSE

DE	Galeai
DT	Anderson
DT	'Unga
DE	Te'i
LB	Woodward
LB	Meitzenheimer
CB	Haney
CB	Lampkin
S	Bond
S	Lefeged Jr.
NK	Williams



Junior QB Jordan Love (10) was 14-of-23 passing for 114 yards and one touchdown in Utah State's 31-7 Mountain West road loss at Air Force.

USAF, Colo. - Three different Air Force players rushed for at least 88 yards and combined for four touchdowns as the Falcons posted a 31-7 Mountain West home win against Utah State on Saturday, Oct. 26, 2019.

The Aggies (4-3, 3-1 Mountain West) had trouble moving the ball all night against Air Force, which limited Utah State to just 128 total yards and seven first downs. In fact, USU did not record its initial first down until the second quarter, which proved to be the only time they moved the sticks during the first 30 minutes of play.

The Falcons (6-2, 4-1 MW), who improved to 4-0 at home this season, led 17-0 at halftime following a pair of 1-yard touchdown runs by Timothy Jackson and Kadin Remsburg, and a 57-yard field goal from Jake Koehnke.

Jackson finished with 148 yards rushing and the one touchdown on 25 carries, Remsburg added 92 yards and two scores on 16 carries, and Taven Birdow finished the night with 88 yards and one touchdown on 18 carries.

Air Force racked up 472 yards of total offense, including 448 yards on the ground. The Falcons had 30 first downs – holding USU to just seven in the process – and held the ball for nearly 46 minutes on the cold and windy night.

The Aggies, who have lost three straight on the road to Air Force, showed some life in the third quarter. USU took the second-half kickoff and marched 75 yards in nine plays, capped by a 27-yard touchdown pass from junior QB **Jordan Love** to senior graduate transfer WR **Siaosi Mariner**, cutting the deficit to 17-7.

Utah State then forced the Falcons to punt on the ensuing possession, but Air Force's Charlie Scott pinned the Aggies on their own 1-yard line.

Utah State went three-and-out on its series, and punted the ball back to Air Force. The Falcons scored touchdowns on their next two drives to put the game away for good.

Love finished 14-of-23 passing for 114 yards. Sophomore WR **Deven Thompkins** led the Aggies with six receptions for 26 yards, while Mariner caught three passes for 38 yards, including his 27-yard touchdown.

Defensively, Utah State forced a pair of fumbles on Air Force's first two series. Senior CB **DJ Williams** recovered the first one for the Aggies that was forced by fellow senior CB **Cameron Haney**, while junior graduate transfer DE **Nick Heninger** recovered the second that was forced by senior DE **Devon Anderson**. Heninger also forced a fumble and had a sack in the game.

Unfortunately for Utah State, the offense couldn't do anything with the takeaways.

The Aggies had three defensive players with double-digit tackles, led by Williams, who had a career-high 14 stops. Junior S **Shaq Bond** had a career-high 12 tackles, and junior linebacker **David Woodward** added 11 stops for his fifth-straight double-digit tackle outing.

Senior PK **Dominik Eberle** scored one point in the game to give him 308 in his career, which is tied with **Robert Turbin** for the most in school history.

Junior P **Christopher Bartolic** punted a season-high eight times for an average of 45.5 yards, which included a career-long 71-yarder, which is the 11th-longest in school history. Bartolic also had two punts downed inside the 20-yard line.



Senior CB DJ Williams (7) had a career-high 14 tackles and recovered his first-career fumble against the Falcons.

/// GAME 6 RECAP vs. NEVADA ///



OCTOBER 19, 2019

MERLIN OLSEN FIELD AT MAVERIK STADIUM

SCORING SUMMARY

	1	2	3	4	FINAL
Nevada	3	0	0	7	10
Utah State	9	13	0	14	36

First Quarter

NEV - Talton 23 yd field goal (9:45)
 USU - Scarver 100 yd kickoff return (Eberle kick, 9:33)
 USU - Safety, Te'i tackle Toa in end zone (:08)

Second Quarter

USU - Eberle 29 yd field goal (10:58)
 USU - Repp 13 yd pass from Love (Eberle kick, 5:33)
 USU - Eberle 32 yd field goal (2:07)

Fourth Quarter

USU - Bright 67 yd run (Eberle kick, 11:27)
 USU - Bright 9 yd run (Eberle kick, 10:03)
 NEV - Tava 20 yd run (Talton kick, 4:48)
 Attendance: 15,240

TEAM STATISTICS

	UN	USU
First Downs	15	22
Rushing	113	244
Passing	213	174
Total Offense	326	418
Fumbles: Number-Lost	2-0	2-1
Penalties: Number-Yards	13-110	6-52
Punts-Yards/Avg.	10-404/40.4	7-281/40.1
Punt returns: No-Yds-TD/Avg.	0-0-0/0.0	1-20-0/20.0
Kickoff Returns: No-Yds-TD/Avg.	5-109-0/21.8	3-119-1/39.7
Interceptions: No-Yds-TD	1-5-0	2-38-0
Fumble Returns: No-Yds-TD	1-4-0	0-0-0
Possession Time	34:39	25:21
Third-Down Conversions	4-of-18	4-of-16

INDIVIDUAL RUSHING

UN: Tava, 20-84, TD; Lee, 9-25; Broady, 1-9; Moore, 1-2; Henry, 4-(-7).
 USU: Bright, 15-126, 2 TD; Warren, 12-73; Burt, 4-33; Love, 10-19; Colombi, 1-(-1).

INDIVIDUAL PASSING (C-A-I, Yds, TD)

UN: Henry, 17-38-2, 213, 0;
 USU: Love, 13-31-1, 169, 1; Colombi, 2-2-0, 5, 0.

INDIVIDUAL RECEIVING

UN: Doubs, 4-80; Cooks, 4-39; Fossum, 3-29; Christian, 2-42; Lee, 2-16; Tava, 2-7.
 USU: Thompsons, 4-46; Mariner, 2-53; Scarver, 2-23; Bright, 2-15; Compton, 2-5; Repp, 1-13, TD; Warren, 1-11; Nathan, 1-8.

USU Punt Returns: Nathan, 1-20.

USU KO Returns: Scarver, 2-119, TD; Nathan, 1-0.

USU Interception Returns: Bond, 1-34; Meitzenheimer, 1-4.

USU Fumble Returns: None.

USU Tackle Leaders: Woodward, 11; Grayson, 9.

UTAH STATE STARTERS

OFFENSE		DEFENSE	
LT	Edwards	DE	Galeai
LG	T. Shaw	DT	Anderson
C	Ali'ifua	DT	'Unga
RG	K. Shaw	DE	Te'i
RT	Hack	LB	Woodward
WR	Thompkins	LB	Meitzenheimer
WR	Nathan	CB	Williams
WR	Mariner	CB	Haney
TE	Terrell	S	Bond
RB	Bright	S	Lefeged Jr.
QB	Love	NK	Grayson



Senior RB Gerold Bright (1) posted his seventh-career 100-yard rushing game as he carried the ball 15 times for 126 yards and scored a season-high two touchdowns in Utah State's 36-10 Mountain West home win against Nevada.

LOGAN, Utah - Senior RB Gerold Bright eclipsed the 100-yard plateau for the seventh time in his career, racking up 126 yards and two touchdowns on 15 carries, in Utah State's 36-10 Mountain West home win against Nevada on Saturday, Oct. 19, 2019, on Merlin Olsen Field at Maverik Stadium.

With the win, the Aggies (4-2, 3-0 Mountain West) pulled into a first-place tie atop the Mountain Division standings. USU also won its 10th straight home game and improved to 17-4 all-time against teams from the West Division of the Conference.

Bright scored on touchdown runs of 67 and 9 yards, respectively, in the fourth quarter. Utah State finished with 244 yards on the ground as part of its 418 total yards. Junior RB Jaylen Warren churned out 73 yards rushing on 12 carries.

Junior WR Savon Scarver had a record-setting night for Utah State as he returned a kickoff 100 yards for a touchdown. It was his fifth-career kickoff return for touchdown, including second this season, which set the all-time school record. The old mark of four kickoff returns for touchdowns was previously set by Kevin Robinson (2004-07).

Nevada (4-3, 1-2 MW) had no answer for Utah State's defense. The Aggies forced an eye-popping 10 three-and-outs and the Wolf Pack only had four drives that were more than three plays the entire game. Nevada finished with 326 yards of total offense (213 passing, 113 rushing).

Utah State junior LB David Woodward was the lone player to record double-digit tackles on the night with 11, marking the 14th time in his career he has accomplished that feat. Sophomore CB Andre Grayson had a career night for the Aggies as he had nine tackles, including 2.0 tackles for loss and 1.0 sacks, three pass breakups and two forced fumbles. As a team, Utah State tallied a season-high nine pass breakups.

After Nevada opened the game's scoring with a 23-yard field goal by Brandon Talton, Utah State proceeded to score the next 36 points. Scarver ignited the onslaught with his kickoff return for touchdown.

Redshirt junior DE Justus Te'i made it 9-3 for the Aggies late in the first quarter when he recorded Utah State's first safety since 2015 against Fresno State.

Sandwiched in between a pair of field goals (29 and 32 yards, respectively) by senior PK Dominik Eberle was a 13-yard touchdown pass from junior QB Jordan Love to senior grad transfer TE Caleb Repp, helping USU open a 22-3 lead at the break.

Love was 13-of-31 for 169 yards on the night, while his Nevada counterpart, Malik Henry, was 17-of-38 for 213 yards and two interceptions - one by junior S Shaq Bond and the other by junior LB Kevin Meitzenheimer.

Bright's fourth-quarter touchdown runs sealed the deal for the Aggies, who won their 10th straight at home, tying the 1923-27 teams for the fourth-longest home winning streak in school history.

Junior P Christopher Bartolic punted a season-high seven times for the Aggies for an average of 40.1 yards per punt and had a season-best five of his punts downed inside the 20-yard line. Bartolic also had a pair of 53-yard punts in the game.



Sophomore CB Andre Grayson (21) had nine tackles, including 1.0 sack and 2.0 tackles for loss, to go along with three pass breakups and two forced fumbles against the Wolf Pack. All of those numbers are career highs.



/// GAME 5 RECAP vs. #5 LSU ///



OCTOBER 5, 2019

TIGER STADIUM

SCORING SUMMARY

	1	2	3	4	FINAL
Utah State	6	0	0	0	6
#5 LSU	7	14	14	7	42

First Quarter

LSU - Dillon 7 yd pass from Burrow (York kick, 10:41)

USU - Eberle 30 yd field goal (6:25)

USU - Eberle 47 yd field goal (1:45)

Second Quarter

LSU - Burrow 1 yd run (York kick, 14:03)

LSU - Chase 25 yd pass from Burrow (York kick, 4:55)

Third Quarter

LSU - Jefferson 4 yd pass from Burrow (York kick, 9:55)

LSU - Jefferson 39 yd pass from Burrow (York kick, 2:54)

Fourth Quarter

LSU - Moss 8 yd pass from Burrow (York kick, 13:23)

Attendance: 100,266

TEAM STATISTICS

	USU	LSU
First Downs	10	32
Rushing	19	248
Passing	140	353
Total Offense	159	601
Fumbles: Number-Lost	0-0	3-1
Penalties: Number-Yards	3-25	5-41
Punts-Yards/Avg.	7-273/39.0	2-91/45.5
Punt returns: No-Yds-TD/Avg.	0-0-0/0.0	1-10-0/10.0
Kickoff Returns: No-Yds-TD/Avg.	1-21-0/21.0	1-38-0/38.0
Interceptions: No-Yds-TD	1-19-0	3-5-0
Fumble Returns: No-Yds-TD	0-0-0	0-0-0
Possession Time	18:57	41:03
Third-Down Conversions	1-of-12	11-of-17

INDIVIDUAL RUSHING

USU: Bright, 8-18; Nawahine, 7-10; Burt, 4-8; Love, 2-(-8).

LSU: Edwards-Helaire, 14-72; Davis-Price, 11-53; Emery, 8-45; Burrow, 10-42, TD; Curry, 6-24; Brennan, 2-11.

INDIVIDUAL PASSING (C-A-I, Yds, TD)

USU: Love, 15-30-3, 130, 0; Colombi, 1-1-0, 10, 0.

LSU: Burrow, 27-38-1, 344, 5; Brennan, 1-1-0, 9, 0.

INDIVIDUAL RECEIVING

USU: Nathan, 4-51; Mariner, 2-45; Scarver, 2-20; Thompkins, 2-18; Bright, 2-(-4); Wright, 1-10; Terrell, 1-8; Repp, 1-(-2); Nawahine, 1-(-6).

LSU: Jefferson, 9-155, 2 TD; Moss, 5-39, TD; Dillon, 4-42, TD; Emery, 4-34; Chase, 3-54, TD; Edwards-Helaire, 1-12; McMath, 1-9; Sullivan, 1-8.

USU Punt Returns: None.

USU KO Returns: Scarver, 1-21.

USU Interception Returns: Haney, 1-19

USU Fumble Returns: None.

USU Tackle Leaders: Woodward, 16; Meitzenheimer, 13; Lefeged, 10; Williams, 6; Grayson 6.

UTAH STATE STARTERS

OFFENSE

LT	Edwards	DE	Galeai
LG	T. Shaw	DT	Wildman
C	Ali'ifua	DT	Baker
RG	K. Shaw	DE	Te'i
RT	Hack	LB	Woodward
WR	Thompkins	LB	Meitzenheimer
WR	Nathan	CB	Williams
WR	Mariner	CB	Haney
TE	Terrell	S	Bond
TE	Repp	S	Lefeged Jr.
QB	Love	NK	Grayson

DEFENSE

DE	Galeai
DT	Wildman
DT	Baker
DE	Te'i
LB	Woodward
LB	Meitzenheimer
CB	Williams
CB	Haney
S	Bond
S	Lefeged Jr.
NK	Grayson



Junior LB Kevin Meitzenheimer (33) posted his first-ever double-digit tackle outing with a career-high 13 stops, to go along with his first-career forced fumble, in Utah State's 42-6 loss at fifth-ranked LSU.

BATON ROUGE, La. - Utah State stepped out of Mountain West play and into SEC country, losing 42-6 to No. 5 LSU on Saturday, Oct. 5, 2019. For Utah State, it was the first time in did not score a touchdown in 91 games, dating back to the 2012 season.

Senior PK **Dominik Eberle** provided the lone points for the Aggies (3-2, 2-0 MW), converting on field goals of 30 and 47 yards, respectively, in the first half.

LSU's defense gave Utah State QB **Jordan Love** and the Aggies fits all afternoon. The junior signal caller was just 15-for-30 for 130 yards and three interceptions. Junior WR **Jordan Nathan** was Love's top target, hauling in four passes for 51 yards, while graduate transfer senior WR **Siaosi Mariner** had two receptions for 45 yards. Junior WR **Savon Scarver** also had two receptions for 20 yards and sophomore WR **Deven Thompkins** had two receptions for 18 yards.

The Aggies, who were 1-for-12 on third downs, finished with just 159 yards of total offense and 10 first downs. Senior RB **Gerold Bright** finished the game with 18 rushing yards on eight carries, while freshman RB **Enoch Nawahine** carried the ball seven times for 10 aydrds.

Joe Burrow was 27-of-38 for 344 yards and five touchdowns for the Tigers (5-0, 1-0 SEC), who racked up 601 yards of total offense – 353 through the air and 248 on the ground. Justin Jefferson caught nine passes for 155 yards and two touchdowns, while Thaddeus Moss, Derrick Dillon and Ja'Marr Chase caught one touchdown apiece.

Junior LB **David Woodward** and fellow junior LB **Kevin Meitzenheimer** led the Aggies' defensive effort with 16 and 13 tackles, apiece. Meitzenheimer, who had a career-high in tackles, also forced one fumble, the first of his career. Junior S **Troy Lefeged Jr.** added 10 stops, to go along with his first-career forced fumble and fumble recovery for Utah State, which fell to 0-3 all-time against LSU. Senior CB **DJ Williams** and sophomore CB **Andre Grayson** each added six tackles, which was a career high for Grayson.

Utah State trailed 21-6 at the break, but it could have been much closer than that. Eberle's first field goal came after senior CB **Cameron Haney** intercepted a pass by Burrow and returned it 19 yards to the Tigers' 7-yard line. However, the Aggies lost six yards on the drive, settling for Eberle's 30-yarder that made it 7-3 for LSU.

Eberle's second field goal of the game came following a 5-play, 35-yard drive for Utah State that cut the LSU lead to 7-6 late in the first quarter.

With Utah State trailing 14-6 and driving in the second quarter, Love was intercepted by LSU's Derek Stingley at the Tigers' 1-yard line. Burrow proceeded to march the hosts 99 yards in 13 plays, capped by a 25-yard touchdown pass to give the Tigers their halftime lead.

LSU controlled the game as it possessed the ball for 41:03, largely in part to the fact that it was 11-of-17 on third downs.

Utah State did force two turnovers in the game and had a chance for two more, as LSU fumbled it three times on the day.

Freshman P **Pierce Callister** had a solid day for Utah State as he punted a career high seven times for an average of 39.0 yards per punt with a long of 47 yards, while two of his punts were downed inside the 20-yard line.



Junior S Troy Lefeged Jr. (3) had 10 tackles, to go along with his first-ever forced fumble and fumble recovery, against the Tigers.

/// GAME 4 RECAP vs. COLORADO STATE ///



SEPTEMBER 28, 2019

MERLIN OLSEN FIELD AT MAVERIK STADIUM

SCORING SUMMARY

	1	2	3	4	FINAL
Colorado State	7	14	3	0	24
Utah State	7	17	3	7	34

First Quarter

CSU - Thomas 2 yd run (Camper kick, 7:14)

USU - Scarver 100 yd kickoff return (Eberle kick, 7:01)

Second Quarter

CSU - Kinsey 1 yd run (Camper kick, 14:24)

USU - Thompkins 37 yd pass from Love (Eberle kick, 13:00)

CSU - Neal 44 yd interception return (Camper kick, 10:03)

USU - Eberle 42 yd field goal (6:41)

USU - Repp 40 yd pass from Love (Eberle kick, 1:08)

Third Quarter

CSU - Camper 45 yd field goal (13:43)

USU - Eberle 48 yd field goal (2:57)

Fourth Quarter

USU - Woodward 8 yd fumble return (Eberle kick, 9:32)

Attendance: 20,017

TEAM STATISTICS

	CSU	USU
First Downs	11	25
Rushing	79	240
Passing	217	204
Total Offense	296	444
Fumbles: Number-Lost	3-3	2-2
Penalties: Number-Yards	6-41	6-30
Punts-Yards/Avg.	8-351/43.9	7-220/31.4
Punt returns: No-Yds-TD/Avg.	2-15-0/7.5	1-(-2)-0/-2.0
Kickoff Returns: No-Yds-TD/Avg.	1-23-0/23.0	1-100-1/100.0
Interceptions: No-Yds-TD	2-44-1	0-0-0
Fumble Returns: No-Yds-TD	0-0-0	1-8-1
Possession Time	28:59	31:01
Third-Down Conversions	4-of-16	8-of-18

INDIVIDUAL RUSHING

CSU: Kinsey Jr., 22-70, TD; Wright, 2-19; Thomas, 4-2, TD; McElroy, 2-1; O'Brien, 5-(-13).

USU: Bright, 36-179; Love, 11-44; Warren, 5-15; Burt, 2-4.

INDIVIDUAL PASSING (C-A-I, Yds, TD)

CSU: O'Brien, 14-30-0, 217, 0.

USU: Love, 17-33-2, 204, 2.

INDIVIDUAL RECEIVING

CSU: Wright, 6-60; Craig-Myers, 3-97; Scott, 2-40; Kinsey Jr., 1-10; McBride, 1-6; McElroy, 1-4.

USU: Repp, 3-60, TD; Thompkins, 3-55, TD; Scarver, 3-14; Mariner, 2-40; Bright, 2-19; Nathan, 2-2; Warren, 1-9; Terrell, 1-5.

USU Punt Returns: Nathan, 1-(-2).

USU KO Returns: Scarver, 1-100, TD.

USU Interception Returns: None.

USU Fumble Returns: Woodward, 1-8, TD.

USU Tackle Leaders: Woodward, 14; Lefeged Jr., 11; Te'i, 7; Haney, 6; Galeai, 6.

UTAH STATE STARTERS

OFFENSE		DEFENSE	
LT	Edwards	DE	Galeai
LG	T. Shaw	DT	Wildman
C	Ali'ifua	DT	Baker
RG	K. Shaw	DE	Te'i
RT	Hack	LB	Woodward
WR	Scarver	LB	Meitzenheimer
WR	Nathan	CB	Williams
WR	Mariner	CB	Haney
TE	Terrell	S	Bond
RB	Bright	S	Lefeged Jr.
QB	Love	NK	Grayson



Senior RB Gerold Bright (1) carried the ball 36 times for 179 yards - both career highs - in Utah State's 34-24 Mountain West home win against Colorado State. Bright added two receptions for 19 yards to finish with 198 all-purpose yards.

LOGAN, Utah - Senior RB Gerold Bright rushed for 179 yards on 36 carries, both career highs, and Utah State overcame four turnovers in a 34-24 Mountain West home win against Colorado State on Saturday, Sept. 28, 2019.

Bright finished with 198 all-purpose yards as he also caught two passes for 19 yards in the cold and rain. Utah State (3-1, 2-0 Mountain West) finished with 444 yards of total offense, including 240 on the ground.

Defensively, the Aggies limited the Rams (1-4, 0-1 MW) to 296 yards of total offense, including just 70 yards on the ground from Marvin Kinsey Jr., who racked up 246 yards rushing a week ago against Toledo.

Junior LB David Woodward recorded up a game-high 14 tackles for Utah State. He also forced two fumbles and recovered one of them, which he returned for an 8-yard touchdown to essentially seal CSU's fate.

Junior S Troy Lefeged Jr. added a career-best 11 tackles, including 1.0 sacks and 3.0 tackles for loss, which were also career highs. Senior DE Tipa Galeai tallied six tackles, a career-best four quarterback hurries and his first-career fumble recovery. Senior CB Cameron Haney had six tackles, as well, a career-high-tying three pass breakups and his first-career forced fumble.

The game was delayed before the two teams even kicked off because of lightning.

Utah State, which extended its home winning streak to nine, battled back from three separate seven-point deficits in the first half as Colorado State turned a blocked punt and interception into 14 points.

Following a blocked punt, the Rams struck first courtesy of a 2-yard touchdown run to make it 7-0 with 7:14 remaining in the opening quarter.

Just 13 seconds later, the Aggies answered back with a 100-yard kickoff return for touchdown by junior WR Savon Scarver. It was Scarver's fourth-career kickoff return for touchdown, which tied the school record previously set by Kevin Robinson.

CSU regained the lead early in the second quarter on a 1-yard touchdown by Kinsey, but again, the Aggies answered right back - less than two minutes later.

Junior QB Jordan Love, who was 17-of-33 passing for 204 yards and two touchdowns, connected with sophomore WR Deven Thompkins from 37 yards out to knot the game at 14-apiece.

On Utah State's next possession, CSU returned an interception 44 yards for the score to give them a 21-14 lead.

Following a 42-yard field goal by senior PK Dominik Eberle, the Aggies took their first lead of the night on a 40-yard touchdown pass from Love to senior graduate transfer TE Caleb Repp. The Aggies went into the break with momentum and a 24-21 lead.

Utah State opened the second half with the ball, but Love's second interception led to a 45-yard field goal that pulled the Rams even at 24-all.

The Aggies regained the lead for good with 2:57 to go in the third quarter on a 48-yard field goal by Eberle. Utah State sealed it with Woodward's fumble return for touchdown with 9:32 to go in the game, giving the Aggies their final margin of victory.



Junior LB David Woodward (9) had 14 tackles to go along with a career-high-tying two forced fumbles, returning one eight yards for a touchdown against the Rams.



/// GAME 3 RECAP vs. SAN DIEGO STATE ///



SEPTEMBER 21, 2019

SDCCU STADIUM

SCORING SUMMARY

	1	2	3	4	FINAL
Utah State	7	13	3	0	23
San Diego State	3	0	0	14	17

First Quarter

SDSU - Araiza 22 yd field goal (7:49)

USU - Bond 48 yd interception return (Eberle kick, 6:00)

Second Quarter

USU - Eberle 30 yd field goal (13:08)

USU - Eberle 29 yd field goal (3:27)

USU - Warren 11 yd run (Eberle kick, :36)

Third Quarter

USU - Eberle 32 yd field goal (10:53)

Fourth Quarter

SDSU - Smith 25 yd pass from Agnew (Araiza kick, 10:03)

SDSU - Richardson 49 yd pass from Agnew (Araiza kick, 5:19)

Attendance: 27,367

TEAM STATISTICS

	USU	SDSU
First Downs	23	25
Rushing	82	91
Passing	293	281
Total Offense	263	717
Fumbles: Number-Lost	2-0	2-0
Penalties: Number-Yards	3-30	7-61
Punts-Yards/Avg.	4-159/39.8	4-157/39.2
Punt returns: No-Yds-TD/Avg.	0-0-0/0.0	2-13-0/6.5
Kickoff Returns: No-Yds-TD/Avg.	3-59-0/19.7	5-88-0/17.6
Interceptions: No-Yds-TD	1-48-1	0-0-0
Fumble Returns: No-Yds-TD	0-0-0	0-0-0
Possession Time	23:05	36:55
Third-Down Conversions	8-of-16	8-of-19

INDIVIDUAL RUSHING

USU: Warren, 7-74, TD; Bright, 6-18; Love, 3-(-9).

SDSU: Bell, 18-63; Jasmin, 9-33; Byrd, 10-20; Matthews, 1-7; Agnew, 8-(-32).

INDIVIDUAL PASSING (C-A-I, Yds, TD)

USU: Love, 30-47-0, 293, 0.

SDSU: Agnew, 20-37-1, 281, 2.

INDIVIDUAL RECEIVING

USU: Mariner, 7-74; Scarver, 5-90; Terrell, 4-33; Nathan, 4-20; Warren, 3-40; Repp, 3-23; Thompkins, 2-2; Compton, 1-14; Bright, 1-(-3).

SDSU: Smith, 7-102, TD; Richardson, 3-65, TD; Bell, 3-31; Kothe, 2-30; Dedeaux, 2-18; Jasmin, 2-15; Matthews, 1-20.

USU Punt Returns: None.

USU KO Returns: Bright, 2-35; Scarver, 1-24.

USU Interception Returns: Bond, 1-48, TD.

USU Fumble Returns: None.

USU Tackle Leaders: Woodward, 13; Williams, 12; Meitzenheimer, 9; Bond, 8; Te'i, 5.

UTAH STATE STARTERS

OFFENSE

LT	Edwards	DE	Galeai
LG	T. Shaw	DT	Anderson
C	Ali'ifua	DT	'Unga
RG	K. Shaw	DE	Te'i
RT	Koch	LB	Woodward
WR	Scarver	LB	Meitzenheimer
WR	Nathan	CB	Williams
WR	Mariner	CB	Haney
TE	Terrell	S	Gilliam
RB	Bright	S	Lefeged Jr.
QB	Love	S	Bond

DEFENSE

DE	Galeai
DT	Anderson
DT	'Unga
DE	Te'i
LB	Woodward
LB	Meitzenheimer
CB	Williams
CB	Haney
S	Gilliam
S	Lefeged Jr.
S	Bond



Junior RB Jaylen Warren (20) carried the ball 17 times for 74 yards and scored the only offensive touchdown of the night for the Aggies on an 11-yard run in Utah State's 23-17 Mountain West road win at San Diego State.

SAN DIEGO, Calif. - Junior RB Jaylen Warren rushed for 74 yards and one touchdown and senior PK Dominik Eberle kicked three field goals as Utah State held on for a 23-17 Mountain West road win at San Diego State on Saturday, Sept. 21, 2019.

This was the Aggies' first victory over San Diego State since a 31-25 road win on Nov. 25, 1967, snapping a 10-game losing skid to the Aztecs.

Junior QB Jordan Love threw for 297 yards, completing 30 of his 47 pass attempts, to help Utah State (2-1, 1-0 Mountain West) open a 23-3 lead with 10:53 remaining in the third quarter after Eberle kicked his third field goal of the night, a 32-yarder.

The Aztecs (3-1, 0-1) made it interesting in the fourth quarter, though, as quarterback Ryan Agnew threw a pair of touchdown passes – a 25- and 49-yarder, respectively – both of which were on fourth down. The second of the two came with 5:19 remaining, pulling the hosts within 23-17.

San Diego State got the ball back one more time on its own 25-yard line with 1:18 to go after Eberle missed a 42-yard field goal. Agnew completed a 14-yard pass on the opening play, but misfired on his next three attempts before redshirt junior DE Justus Te'i slammed the door on the Aztecs by sacking the SDSU signal caller for a loss of 37 yards.

Utah State finished with 375 yards of total offense, just three better than SDSU. Agnew was 20-of-37 for 281 yards and two touchdowns. He also threw a costly interception in the first quarter, which was picked off by USU junior S Shaq Bond and returned 48 yards for the first touchdown of the game.

The second pick-six of Bond's career gave the Aggies a 7-3 lead with six minutes remaining in the opening quarter. Bond finished with eight tackles, including a career-best 1.5 tackles for loss, and a pass breakup.

Junior LB David Woodward led Utah State with 13 stops, his 11th career double-digit tackle outing. Senior CB DJ Williams added a career-best 12 tackles, including 11 of the solo variety. Senior DE Tifa Galeai tied his career high with 3.0 tackles for loss for the Aggies, senior CB Cameron Haney added a career-high-tying three pass breakups and junior LB Kevin Meitzenheimer had nine tackles to match his personal best.


Senior graduate transfer WR Siaoisi Mariner was Love's favorite target on the night as he caught seven passes for 74 yards.

Junior WR Savon Scarver added five receptions for 90 yards, both of which were career highs.

San Diego State took the opening kickoff and ate up more than seven minutes off the clock, but had to settle for a 22-yard field goal by Matt Araiza to give the hosts a 3-0 lead.

Utah State proceeded to score the next 23 points, beginning with Bond's pick-six. Field goals of 30 and 29 yards, respectively, by Eberle made it 13-3 with 3:27 to play in the first half, but the Aggies weren't done putting points on the board.

Utah State forced SDSU to punt late in the half and the Aggies took over on their own 20 with 1:15 remaining. Seven plays and 80 yards later, USU was in the end zone courtesy of an 11-yard touchdown run by Warren to give the guests a 20-3 lead at the break.



Junior S Shaq Bond (4) had eight tackles, including a career-best 1.5 tackles for loss, and returned an interception 48 yards for a touchdown against the Aztecs.



/// GAME 2 RECAP vs. STONY BROOK ///



SEPTEMBER 7, 2019

MERLIN OLSEN FIELD AT MAVERIK STADIUM

SCORING SUMMARY

	1	2	3	4	FINAL
Stony Brook	0	0	7	0	7
Utah State	17	17	14	14	62

First Quarter

USU - Eberle 35 yd field goal (12:06)
 USU - Thompkins 45 yd punt return (Eberle kick, 7:26)
 USU - Mariner 29 yd pass from Love (Eberle kick, 3:27)

Second Quarter

USU - Eberle 37 yd field goal (14:09)
 USU - Warren 28 yd run (Eberle kick, 6:29)
 USU - Bright 2 yd run (Eberle kick, 2:08)

Third Quarter

USU - Warren 54 yd run (Eberle kick, 14:26)
 SBU - White 3 yd pass from Cassidy (Courtney kick, 8:17)
 USU - Wright 30 yd pass from Colombi (Eberle kick, :13)

Fourth Quarter

USU - Peasley 59 yd run (Eberle kick, 13:45)
 USU - Thompkins 10 yd pass from Colombi (Eberle kick, 10:17)
 Attendance: 22,247

TEAM STATISTICS

	SBU	USU
First Downs	16	35
Rushing	108	325
Passing	155	392
Total Offense	263	717
Fumbles: Number-Lost	1-0	1-1
Penalties: Number-Yards	10-88	9-80
Punts-Yards/Avg.	11-460/41.8	2-86/43.0
Punt returns: No-Yds-TD/Avg.	1-19-0/19.0	3-72-1/24.0
Kickoff Returns: No-Yds-TD/Avg.	0-0-0/0.0	2-65-0/32.5
Interceptions: No-Yds-TD	0-0-0	1-0-0
Fumble Returns: No-Yds-TD	0-0-0	0-0-0
Possession Time	30:59	29:01
Third-Down Conversions	5-of-17	10-of-14

INDIVIDUAL RUSHING

SBU: Nekhet, 14-46; White, 11-39; Fields, 3-18; Cassidy, 3-5.
USU: Warren, 9-105, 2 TD; Peasley, 3-83, TD; Bright, 9-67, TD; Love, 3-31; Nawahine, 8-24; Burt, 6-15; Colombi, 3-4.

INDIVIDUAL PASSING (C-A-I, Yds, TD)

SBU: Cassidy, 14-28-1, 129, 1; Fields, 5-14-0, 26, 0.
USU: Love, 25-34-0, 294, 1; Colombi, 8-9-0, 93, 2; Peasley, 2-2-0, 5, 0.

INDIVIDUAL RECEIVING

SBU: Anderson, 6-44; Benson, 3-33; Constant, 2-12.
USU: Thompkins, 5-77, TD; Mariner, 5-73, TD; Repp, 5-58; Nathan, 3-33; Bright, 3-3; Compton, 2-35; Wright, 2-30, TD; Warren, 2-27; Scarver, 2-15; Boman, 2-7; Carter, 1-11; Burt, 1-11; Lee, 1-6; Terrell, 1-6.

USU Punt Returns: Nathan, 2-27; Thompkins, 1-45, TD.

USU KO Returns: Scarver, 2-65.

USU Interception Returns: Grayson, 1-0.

USU Fumble Returns: None.

USU Tackle Leaders: Gilliam, 6; Williams, 4; Bond, 4; Woodward, 4.

UTAH STATE STARTERS

OFFENSE	DEFENSE
LT Hack	DE Galeai
LG T. Shaw	DT Anderson
C Ali'ifua	DT 'Unga
RG K. Shaw	DE Te'i
RT Koch	LB Woodward
WR Scarver	LB Meitzenheimer
WR Nathan	CB Williams
WR Mariner	CB Lampkin
TE Terrell	S Gilliam
RB Bright	S Lefeged Jr.
QB Love	S Bond



Sophomore WR Deven Thompkins (13) scored two touchdowns and had 122 all-purpose yards in Utah State's 62-7 home win against Stony Brook. Thompkins returned a punt 45 yards for a score and caught a career-high five passes for a career-best 77 yards, including a 10-yard touchdown.

LOGAN, Utah - Sophomore WR **Deven Thompkins** scored a pair of touchdowns and junior RB **Jaylen Warren** reached the century mark for the second-consecutive game as Utah State rolled to a 62-7 non-conference home win against Stony Brook at Maverik Stadium on Saturday, Sept. 7, 2019.

Junior QB **Jordan Love** passed for 294 yards and one touchdown in just over two quarters for the Aggies (1-1, 0-0 Mountain West), who racked up 717 yards of total offense – the second-most in school history – and a program-best 35 first downs. In all, USU passed for 392 yards in the game, which is the 18th-most in a single game in program history, as the Aggie quarterbacks completed 35-of-45 passes on the night to 14 different receivers, including 10 with multiple receptions.

Utah State led 34-0 at intermission after scoring on six of its eight first-half drives. The Aggies opened the game with a 35-yard field goal by senior PK **Dominik Eberle**.

After punting the second time they touched the ball, the Aggies proceeded to score on their next five possessions, beginning with a 45-yard punt return for a touchdown by Thompkins. He also hauled in a 10-yard touchdown pass in the fourth quarter from sophomore QB **Henry Colombi** that gave Utah State its final margin of victory. Thompkins finished the game with 122 all-purpose yards as he caught a career-high five passes for a career-best 77 yards to go along with his 45-yard punt return.

Warren ran for 105 yards and two touchdowns, a 28-yarder and a 54-yarder, on just nine carries. Utah State, which gained 325 yards on the ground, also had touchdown runs from senior RB **Gerold Bright** and redshirt freshman QB **Andrew Peasley**. Bright finished the game with 67 yards on nine carries, while Peasley rushed for a career-high 83 yards on just three carries, which included his career long 59-yard touchdown in the fourth quarter.

In his backup role, Colombi completed 8 of 9 passes for 93 yards and two touchdowns, including a 30-yarder to junior WR **Derek Wright** that stretched the Aggies' lead to 48-7 late in the third quarter.

Graduate transfers **Siaosi Mariner** and **Caleb Repp** also had five catches apiece for 73 and 58 yards, respectively, for Utah State. Mariner found paydirt on a 29-yard pass from Love with 3:27 remaining in the first quarter.

Stony Brook was held to 263 total yards and 16 first downs. Quarterback Jack Cassidy was 14 for 28 passing for 129 yards and one touchdown, to go along with an interception, for the Seawolves (1-1, 0-0 Colonial Athletic Association).

Overall, Utah State was 10-of-14 on third down, as compared to 5-of-14 for Stony Brook, while the Aggies controlled the ball for 30:59 of the game.

Junior S **Cash Gilliam** led the Aggies with six tackles and a forced fumble, while senior CB **DJ Williams** had four tackles and a career-high-tying three pass breakups. Sophomore CB **Andre Grayson** recorded Utah State's lone turnover of the night with an interception.



Senior CB DJ Williams (7) had four tackles and tied his career high with three pass breakups against the Seawolves.



/// GAME 1 RECAP vs. WAKE FOREST ///



August 30, 2019

BT&T FIELD

SCORING SUMMARY

	1	2	3	4	FINAL
Utah State	7	14	7	7	35
Wake Forest	10	7	14	7	38

First Quarter

WF - Surratt 22 yd pass from Newman (Sciba kick, 11:54)
 USU - Bright 7 yd run (Eberle kick, 9:23)
 WF - Sciba 21 yd field goal (00:27)

Second Quarter

USU - Nathan 27 yd pass from Love (Eberle kick, 14:11)
 WF - Washington 9 yd pass from Newman (Sciba kick, 6:27)
 USU - Mariner 17 yd pass from Love (Eberle kick, 00:25)

Third Quarter

WF - Newman 1 yd run (Sciba kick, 9:08)
 USU - Thompkins 56 yd pass from Love (Eberle kick, 5:42)
 WF - Beal-Smith 12 yd run (Sciba kick, 00:49)

Fourth Quarter

USU - Warren 4 yd run (Eberle kick, 13:51)
 WF - Hinton 2 yd pass from Newman (Sciba kick, 1:08)
 Attendance: 29,027

TEAM STATISTICS

	USU	WF
First Downs	23	30
Rushing	180	178
Passing	416	401
Total Offense	596	579
Fumbles: Number-Lost	0-0	2-1
Penalties: Number-Yards	8-84	1-15
Punts-Yards/Avg.	7-273/39.0	5-213/42.6
Punt returns: No-Yds-TD/Avg.	1-20-0/20.0	3-64-0/21.3
Kickoff Returns: No-Yds-TD/Avg.	1-18-0/18.0	2-46-0/23.0
Interceptions: No-Yds-TD	0-0-0	3-1-0
Fumble Returns: No-Yds-TD	1-2-0	0-0-0
Possession Time	23:47	36:13
Third-Down Conversions	6-of-16	13-of-24

INDIVIDUAL RUSHING

USU: Warren, 19-141, TD; Bright, 9-37, TD; Love 3-2.
 WF: Carney, 25-105; Beal-Smith, 11-38, TD; Newman, 21-36, TD.

INDIVIDUAL PASSING (C-A-I, Yds, TD)

USU: Love, 33-48-3, 416, 3.
 WF: Newman, 34-47-0, 401, 3.

INDIVIDUAL RECEIVING

USU: Mariner, 8-118, TD; Nathan, 6-83, TD; Thompkins, 2-59, TD; Repp, 5-59; Scarver, 3-49; Bright, 4-30; Terrell, 3-17; Warren, 1-1; Compton, 1-0.
 WF: Surratt, 7-158, TD; Claude, 6-70; Hinton, 9-66, TD; Washington, 4-46, TD; Freudenthal, 4-31; Chapman, 3-24; Carney, 1-6.

USU Punt Returns: None.

USU KO Returns: Scarver, 1-18.

USU Interception Returns: None.

USU Fumble Returns: Te'i, 1-2.

USU Tackle Leaders: Woodward, 24; Lefeged Jr., 10; Meitzenheimer, 9; Bond, 8; Te'i, 8.

UTAH STATE STARTERS

OFFENSE

LT Edwards
 LG T. Shaw
 C Ali'ifua
 RG K. Shaw
 RT Koch
 WR Scarver
 WR Mariner
 TE Repp
 TE Terrell
 RB Bright
 QB Love

DEFENSE

DE Galeai
 DT Leilua
 DT Anderson
 DE Te'i
 LB Woodward
 LB Meitzenheimer
 CB Williams
 CB Jackson
 CB Grayson
 S Lefeged Jr.
 S Bond



Junior QB Jordan Love (10) was 33-of-48 passing for 416 yards and three touchdowns in Utah State's 38-35 season-opening road loss at Wake Forest.

WINSTON-SALEM, N.C. - For the second-consecutive year, Utah State proved it could go toe-to-toe with the big boys of college football, taking ACC-foe Wake Forest to the wire before falling short, 38-35, in the season opener for both teams on Friday, Aug. 30, 2019, at BB&T Field.

The Aggies, who opened the season with a 38-31 loss at No. 11 Michigan State in 2018, appeared to be headed for the potential game-tying field goal or game-winning touchdown in the waning moments Friday night. Unfortunately, the Demon Deacons' Justin Strnad intercepted a pass by Utah State junior QB **Jordan Love** at the Aggies' 20-yard line with 17 seconds left to end the game.

Love finished with 416 yards passing and three touchdowns, completing 33 of his 48 pass attempts – both career highs. His favorite target on the night was graduate transfer WR **Siaosi Mariner**, who caught eight passes for 118 yards and one touchdown. For Love, it was his third-career 400-yard passing game.

Utah State finished with 596 yards of total offense, including 180 on the ground. Junior college transfer RB **Jaylen Warren** led the way for the Aggies with 141 yards and one touchdown on 19 carries. Warren's 4-yard touchdown run with 13:51 remaining in the fourth quarter gave Utah State its final lead of the night at 35-31.

After the go-ahead score, the Aggie defense forced two straight punts by the Demon Deacons, and turned them over on downs with 4:05 to go. However, USU couldn't run out the remainder of the clock and punted back to Wake Forest, which took over on its own 11-yard line with 2:19 to go. Two plays later, after Demon Deacons QB Jamie Newman completed passes of 18 and 70 yards, respectively, the hosts were at the Aggies' 1.

But, Utah State's defense stuffed three straight running plays by Wake Forest and the Demon Deacons faced a fourth-and-goal situation from the 2. That's when Newman found Kendall Hinton in the right corner of the end zone for the touchdown.

Newman finished the night with 401 yards passing and three touchdowns, completing 34-of-47 passes. He also rushed the ball 21 times for 36 yards and a score.

Following Wake Forest's go-ahead touchdown, Love drove Utah State into Demon Deacons' territory, aided by a 24-yard pitch-and-catch to Mariner, and a targeting penalty on the hosts.

Senior RB **Gerold Bright** scored the Aggies' first touchdown of 2019 on a seven-yard run in the first quarter, while Love's first touchdown pass of the season came with 14:11 remaining in the second quarter when he found junior WR **Jordan Nathan** from 27 yards out.

Love also threw a 17-yard touchdown pass to Mariner, who made an acrobatic grab in the right corner of the end zone to give the visitors a 21-17 lead at half, then found sophomore WR **Deven Thompkins** for a 56-yard touchdown pass midway through the third quarter.

Defensively, junior LB **David Woodward** had a career-high 24 tackles, which included 3.5 tackles for loss and 1.0 sacks, to go along with two forced fumbles.

Redshirt junior DE **Justus Te'i** recovered one of those fumbles and junior S **Shaq Bond** had a game-high-tying two pass breakups and eight tackles.



Junior LB David Woodward (9) had a career-high 24 tackles, which included 1.0 sacks and 3.5 tackles for loss, to go along with two forced fumbles against the Demon Deacons.



2019 UTAH STATE COMBINED STATS

Date	Opponent		Score	Att.
Aug 30, 2019	at Wake Forest	L	35-38	29027
Sep 07, 2019	STONY BROOK	W	62-7	22247
* Sep 21, 2019	at San Diego State	W	23-17	27367
* Sep 28, 2019	COLORADO STATE	W	34-24	20017
Oct 05, 2019	at #5 LSU	L	6-42	100266
* Oct 19, 2019	NEVADA	W	36-10	15240
* Oct 26, 2019	at Air Force	L	7-31	19248
Nov 02, 2019	BYU	L	14-42	25472

Rushing	gp	att	gain	loss	net	avg	td	lg	avg/g
BRIGHT, Gerold	8	101	541	6	535	5.3	5	67	66.9
WARREN, Jaylen	7	66	420	6	414	6.3	4	59	59.1
PEASLEY, Andrew	1	3	83	0	83	27.7	1	59	83.0
LOVE, Jordan	8	47	163	83	80	1.7	0	22	10.0
BURT, Riley	7	22	77	1	76	3.5	0	21	10.9
NAWAHINE, Enoch	5	16	57	4	53	3.3	0	19	10.6
THOMPCKINS, D.	8	2	9	0	9	4.5	0	9	1.1
COLOMBI, Henry	3	4	9	6	3	0.8	0	9	1.0
Total	8	268	1359	128	1231	4.6	10	67	153.9
Opponents	8	376	1696	210	1486	4.0	14	40	185.8

Passing	gp	effic	comp-att-int	pct	yds	td	lg	avg/g
LOVE, Jordan	8	118.94	176-295-12	59.7	2014	9	56	251.8
COLOMBI, Henry	3	222.27	11-12-0	91.7	108	2	30	36.0
PEASLEY, Andrew	1	121.00	2-2-0	100.0	5	0	5	5.0
Total	8	122.97	189-309-12	61.2	2127	11	56	265.9
Opponents	8	132.76	157-272-6	57.7	2062	13	77	257.8

Receiving	gp	no.	yds	avg	td	lg	avg/g
MARINER, Siaosi	8	34	527	15.5	4	48	65.9
NATHAN, Jordan	8	28	341	12.2	1	52	42.6
THOMPCKINS, D.	8	26	293	11.3	3	56	36.6
SCARVER, Savon	8	21	254	12.1	0	48	31.8
REPP, Caleb	8	21	252	12.0	2	40	31.5
BRIGHT, Gerold	8	19	116	6.1	0	34	14.5
TERRELL, Carson	8	11	72	6.5	0	12	9.0
WARREN, Jaylen	7	9	119	13.2	0	31	17.0
COMPTON, Taylor	7	8	64	8.0	0	18	9.1
WRIGHT, Derek	6	3	40	13.3	1	30	6.7
BURT, Riley	7	3	18	6.0	0	11	2.6
NAWAHINE, Enoch	5	2	7	3.5	0	13	1.4
BOMAN, Travis	6	2	7	3.5	0	5	1.2
CARTER, Ajani	7	1	11	11.0	0	11	1.6
LEE, Logan	6	1	6	6.0	0	6	1.0
Total	8	189	2127	11.3	11	56	265.9
Opponents	8	157	2062	13.1	13	77	257.8

Field Goals	fg	pct.	01-19	20-29	30-39	40-49	50-99	lg	blk
EBERLE, Dominik	11-13	84.6	0-0	2-2	6-6	3-5	0-0	48	0

Scoring	td	fg	kick	rush	rcv	pass	dxp	saf	pts
EBERLE, Dominik	-	11-13	26-26	-	-	-	-	-	59
BRIGHT, Gerold	5	-	-	-	-	-	-	-	30
MARINER, Siaosi	4	-	-	-	-	-	-	-	24
THOMPCKINS, D.	4	-	-	-	-	-	-	-	24
WARREN, Jaylen	4	-	-	-	-	-	-	-	24
SCARVER, Savon	2	-	-	-	-	-	-	-	12
REPP, Caleb	2	-	-	-	-	-	-	-	12
BOND, Shaq	1	-	-	-	-	-	-	-	6
WRIGHT, Derek	1	-	-	-	-	-	-	-	6
PEASLEY, Andrew	1	-	-	-	-	-	-	-	6
NATHAN, Jordan	1	-	-	-	-	-	-	-	6
WOODWARD, David	1	-	-	-	-	-	-	-	6
TE'I, Justus	-	-	-	-	-	-	1	-	2
Total	26	11-13	26-26	-	-	-	1	-	217
Opponents	28	5-8	28-28	-	-	-	-	-	211

Score by Quarters	1st	2nd	3rd	4th	OT	Total
Utah State	60	81	34	42	0	217
Opponents	37	66	59	49	0	211

Record:	Overall	Home	Away	Neutral
All games	4-4	3-1	1-3	0-0
Conference	3-1	2-0	1-1	0-0
Non-Conference	1-3	1-1	0-2	0-0

Team Statistics	USU	OPP
FIRST DOWNS	171	190
Rushing	68	88
Passing	93	92
Penalty	10	10
RUSHING YARDAGE	1231	1486
Rushing Attempts	268	376
Average Per Rush	4.6	4.0
Average Per Game	153.9	185.8
TDs Rushing	10	14
PASSING YARDAGE	2127	2062
Comp-Att-Int	189-309-12	157-272-6
Average Per Pass	6.9	7.6
Average Per Catch	11.3	13.1
Average Per Game	265.9	257.8
TDs Passing	11	13
TOTAL OFFENSE	3358	3548
Average Per Play	5.8	5.5
Average Per Game	419.8	443.5
KICK RETURNS: #Yards	15-437	15-325
PUNT RETURNS: #Yards	6-90	9-57
INT RETURNS: #Yards	6-105	12-161
FUMBLES-LOST	9-6	18-9
PENALTIES-Yards	43-356	51-433
PUNTS-AVG	47-39.7	45-41.9
TIME OF POSSESSION/Game	23:47	36:13
3RD-DOWN Conversions	47/117	61/135
4TH-DOWN Conversions	2/4	4/14

Interceptions	no.	yds	avg	td	lg
BOND, Shaq	2	82	41.0	1	48
HANEY, Cameron	1	19	19.0	0	19
MEITZENHEIMER,	1	4	4.0	0	4
GRAYSON, Andre	1	0	0.0	0	0
LAMPKIN, Cam	1	0	0.0	0	0

Punting	no.	yds	avg	lg	tb	fc	i20	50+	blk
BARTOLIC, C.	21	907	43.2	71	2	6	9	7	0
CALLISTER, P.	18	687	38.2	52	1	9	8	1	1
DALTON, Aaron	7	273	39.0	49	0	6	1	0	0
TEAM	1	0	0.0	0	0	0	0	0	0

Punt Returns	no.	yds	avg	td	lg
NATHAN, Jordan	5	45	9.0	0	21
THOMPCKINS, D.	1	45	45.0	1	45
Total	6	90	15.0	1	45
Opponents	9	57	6.3	0	19

Kick Returns	no.	yds	avg	td	lg
SCARVER, Savon	10	383	38.3	2	100
BRIGHT, Gerold	2	35	17.5	0	21
LEE, Logan	2	19	9.5	0	13
NATHAN, Jordan	1	0	0.0	0	0
Total	15	437	29.1	2	100
Opponents	15	325	21.7	0	38

All Purpose	g	rush	rcv	pr	kr	ir	total	avg/g
BRIGHT, Gerold	8	535	116	0	35	0	686	85.8
SCARVER, Savo	8	0	254	0	383	0	637	79.6
WARREN, Jayle	7	414	119	0	0	0	533	76.1
MARINER, Siaos	8	0	527	0	0	0	527	65.9
NATHAN, Jordan	8	0	341	45	0	0	386	48.2
Total	8	1231	2127	90	437	105	3990	498.8
Opponents	8	1486	2062	57	325	161	4091	511.4

Total Offense	g	plays	rush	pass	total	avg/g
LOVE, Jordan	8	342	80	2014	2094	261.8
BRIGHT, Gerold	8	101	535	0	535	66.9
WARREN, Jaylen	7	66	414	0	414	59.1
COLOMBI, Henry	3	16	3	108	111	37.0
PEASLEY, Andrew	1	5	83	5	88	88.0
Total	8	577	1231	2127	3358	419.8
Opponents	8	648	1486	2062	3548	443.5



Team Statistics	USU	OPP
SCORING	217	211
Points Per Game	27.1	26.4
Points Off Turnovers	48	48
FIRST DOWNS	171	190
Rushing	68	88
Passing	93	92
Penalty	10	10
RUSHING YARDAGE	1231	1486
Yards gained rushing	1359	1696
Yards lost rushing	128	210
Rushing Attempts	268	376
Average Per Rush	4.6	4.0
Average Per Game	153.9	185.8
TDs Rushing	10	14
PASSING YARDAGE	2127	2062
Comp-Att-Int	189-309-12	157-272-6
Average Per Pass	6.9	7.6
Average Per Catch	11.3	13.1
Average Per Game	265.9	257.8
TDs Passing	11	13
TOTAL OFFENSE	3358	3548
Total Plays	577	648
Average Per Play	5.8	5.5
Average Per Game	419.8	443.5
KICK RETURNS: #-Yards	15-437	15-325
PUNT RETURNS: #-Yards	6-90	9-57
INT RETURNS: #-Yards	6-105	12-161
KICK RETURN AVERAGE	29.1	21.7
PUNT RETURN AVERAGE	15.0	6.3
INT RETURN AVERAGE	17.5	13.4
FUMBLES-LOST	9-6	18-9
PENALTIES-Yards	43-356	51-433
Average Per Game	44.5	54.1
PUNTS-Yards	47-1867	45-1884
Average Per Punt	39.7	41.9
Net punt average	37.2	37.6
KICKOFFS-Yards	45-2590	41-2340
Average Per Kick	57.6	57.1
Net kick average	38.7	35.4
TIME OF POSSESSION/Game	23:47	36:13
3RD-DOWN Conversions	47/117	61/135
3rd-Down Pct	40%	45%
4TH-DOWN Conversions	2/4	4/14
4th-Down Pct	50%	29%
SACKS BY-Yards	15-128	12-71
MISC YARDS	0	0
TOUCHDOWNS SCORED	26	28
FIELD GOALS-ATTEMPTS	11-13	5-8
ON-SIDE KICKS	0-0	0-0
RED-ZONE SCORES	(18-27) 67%	(26-32) 81%
RED-ZONE TOUCHDOWNS	(9-27) 33%	(23-32) 72%
PAT-ATTEMPTS	(26-26) 100%	(28-28) 100%
ATTENDANCE	82976	175908
Games/Avg Per Game	4/20744	4/43977
Neutral Site Games		0/0

Score by Quarters	1st	2nd	3rd	4th	OT	Total
Utah State	60	81	34	42	0	217
Opponents	37	66	59	49	0	211

Rushing	gp	att	gain	loss	net	avg	td	lg	avg/g
BRIGHT, Gerold	8	101	541	6	535	5.3	5	67	66.9
WARREN, Jaylen	7	66	420	6	414	6.3	4	59	59.1
PEASLEY, Andrew	1	3	83	0	83	27.7	1	59	83.0
LOVE, Jordan	8	47	163	83	80	1.7	0	22	10.0
BURT, Riley	7	22	77	1	76	3.5	0	21	10.9
NAWAHINE, Enoch	5	16	57	4	53	3.3	0	19	10.6
THOMPkins, D.	8	2	9	0	9	4.5	0	9	1.1
COLOMBI, Henry	3	4	9	6	3	0.8	0	9	1.0
TEAM	6	7	0	22	-22	-3.1	0	0	-3.7
Total	8	268	1359	128	1231	4.6	10	67	153.9
Opponents	8	376	1696	210	1486	4.0	14	40	185.8

Passing	gp	effic	comp-att-int	pct	yds	td	lg	avg/g
LOVE, Jordan	8	118.94	176-295-12	59.7	2014	9	56	251.8
COLOMBI, Henry	3	222.27	11-12-0	91.7	108	2	30	36.0
PEASLEY, Andrew	1	121.00	2-2-0	100.0	5	0	5	5.0
Total	8	122.97	189-309-12	61.2	2127	11	56	265.9
Opponents	8	132.76	157-272-6	57.7	2062	13	77	257.8

Receiving	gp	no.	yds	avg	td	lg	avg/g
MARINER, Siasoi	8	34	527	15.5	4	48	65.9
NATHAN, Jordan	8	28	341	12.2	1	52	42.6
THOMPkins, D.	8	26	293	11.3	3	56	36.6
SCARVER, Savon	8	21	254	12.1	0	48	31.8
REPP, Caleb	8	21	252	12.0	2	40	31.5
BRIGHT, Gerold	8	19	116	6.1	0	34	14.5
TERRELL, Carson	8	11	72	6.5	0	12	9.0
WARREN, Jaylen	7	9	119	13.2	0	31	17.0
COMPTON, Taylor	7	8	64	8.0	0	18	9.1
WRIGHT, Derek	6	3	40	13.3	1	30	6.7
BURT, Riley	7	3	18	6.0	0	11	2.6
NAWAHINE, Enoch	5	2	7	3.5	0	13	1.4
BOMAN, Travis	6	2	7	3.5	0	5	1.2
CARTER, Ajani	7	1	11	11.0	0	11	1.6
LEE, Logan	6	1	6	6.0	0	6	1.0
Total	8	189	2127	11.3	11	56	265.9
Opponents	8	157	2062	13.1	13	77	257.8

Punt Returns	no.	yds	avg	td	lg
NATHAN, Jordan	5	45	9.0	0	21
THOMPkins, D.	1	45	45.0	1	45
Total	6	90	15.0	1	45
Opponents	9	57	6.3	0	19

Interceptions	no.	yds	avg	td	lg
BOND, Shaq	2	82	41.0	1	48
GRAYSON, Andre	1	0	0.0	0	0
LAMPKIN, Cam	1	0	0.0	0	0
HANEY, Cameron	1	19	19.0	0	19
MEITZENHEIMER,	1	4	4.0	0	4
Total	6	105	17.5	1	48
Opponents	12	161	13.4	1	73

Kick Returns	no.	yds	avg	td	lg
SCARVER, Savon	10	383	38.3	2	100
LEE, Logan	2	19	9.5	0	13
BRIGHT, Gerold	2	35	17.5	0	21
NATHAN, Jordan	1	0	0.0	0	0
Total	15	437	29.1	2	100
Opponents	15	325	21.7	0	38

Fumble Returns	no.	yds	avg	td	lg
TE'I, Justus	2	13	6.5	0	11
WOODWARD, David	1	8	8.0	1	8
Total	3	21	7.0	1	11
Opponents	2	20	10.0	0	16



Scoring	td	fg	PAT				dxd	saf	pts
			kick	rush	rcv	pass			
EBERLE, Dominik	-	11-13	26-26	-	-	-	-	-	59
BRIGHT, Gerold	5	-	-	-	-	-	-	-	30
WARREN, Jaylen	4	-	-	-	-	-	-	-	24
MARINER, Siao	4	-	-	-	-	-	-	-	24
THOMPCKINS, D.	4	-	-	-	-	-	-	-	24
SCARVER, Savon	2	-	-	-	-	-	-	-	12
REPP, Caleb	2	-	-	-	-	-	-	-	12
WRIGHT, Derek	1	-	-	-	-	-	-	-	6
NATHAN, Jordan	1	-	-	-	-	-	-	-	6
WOODWARD, David	1	-	-	-	-	-	-	-	6
PEASLEY, Andrew	1	-	-	-	-	-	-	-	6
BOND, Shaq	1	-	-	-	-	-	-	-	6
TE'I, Justus	-	-	-	-	-	-	-	1	2
Total	26	11-13	26-26	-	-	-	-	1	217
Opponents	28	5-8	28-28	-	-	-	-	-	211

Total Offense	g	plays	rush	pass	total	avg/g
LOVE, Jordan	8	342	80	2014	2094	261.8
BRIGHT, Gerold	8	101	535	0	535	66.9
WARREN, Jaylen	7	66	414	0	414	59.1
COLOMBI, Henry	3	16	3	108	111	37.0
PEASLEY, Andrew	1	5	83	5	88	88.0
BURT, Riley	7	22	76	0	76	10.9
NAWAHINE, Enoch	5	16	53	0	53	10.6
THOMPCKINS, D.	8	2	9	0	9	1.1
TEAM	6	7	-22	0	-22	-3.7
Total	8	577	1231	2127	3358	419.8
Opponents	8	648	1486	2062	3548	443.5

Field Goals	fg	pct.	01-19	20-29	30-39	40-49	50-99	lg	blk
EBERLE, Dominik	11-13	84.6	0-0	2-2	6-6	3-5	0-0	48	0

FG Sequence	Utah State	Opponents
Wake Forest	-	(21)
Stony Brook	(35),(37)	-
San Diego State	(30),(29),(32),42	(22)
Colorado State	(42),(48)	51,(45)
LSU	(30),(47)	53
Nevada	(29),(32),47	(23),51
Air Force	-	(57)
BYU	-	-

Punting	no.	yds	avg	lg	tb	fc	i20	50+	blk
BARTOLIC, C.	21	907	43.2	71	2	6	9	7	0
CALLISTER, P.	18	687	38.2	52	1	9	8	1	1
DALTON, Aaron	7	273	39.0	49	0	6	1	0	0
TEAM	1	0	0.0	0	0	0	0	0	0
Total	47	1867	39.7	71	3	21	18	8	1
Opponents	45	1884	41.9	60	5	13	12	10	0

Kickoffs	no.	yds	avg	tb	ob	retn	net	ydln
EBERLE, Dominik	42	2445	58.2	20	0			
COLES, Connor	3	145	48.3	1	0			
Total	45	2590	57.6	21	0	21.7	38.7	26
Opponents	41	2340	57.1	18	1	29.1	35.4	29

Numbers in (parentheses) indicate field goal was made.

All Purpose	g	rush	rcv	pr	kr	ir	total	avg/g
BRIGHT, Gerold	8	535	116	0	35	0	686	85.8
SCARVER, Sav	8	0	254	0	383	0	637	79.6
WARREN, Jayle	7	414	119	0	0	0	533	76.1
MARINER, Siao	8	0	527	0	0	0	527	65.9
NATHAN, Jorda	8	0	341	45	0	0	386	48.2
THOMPCKINS, D.	8	9	293	45	0	0	347	43.4
REPP, Caleb	8	0	252	0	0	0	252	31.5
BURT, Riley	7	76	18	0	0	0	94	13.4
PEASLEY, Andr	1	83	0	0	0	0	83	83.0
BOND, Shaq	8	0	0	0	0	82	82	10.2
LOVE, Jordan	8	80	0	0	0	0	80	10.0
TERRELL, Cars	8	0	72	0	0	0	72	9.0
COMPTON, Tay	7	0	64	0	0	0	64	9.1
NAWAHINE, En	5	53	7	0	0	0	60	12.0
WRIGHT, Derek	6	0	40	0	0	0	40	6.7
LEE, Logan	6	0	6	0	19	0	25	4.2
HANEY, Camero	6	0	0	0	0	19	19	3.2
CARTER, Ajani	7	0	11	0	0	0	11	1.6
BOMAN, Travis	6	0	7	0	0	0	7	1.2
MEITZENHEIME	8	0	0	0	0	4	4	0.5
COLOMBI, Henr	3	3	0	0	0	0	3	1.0
TEAM	6	-22	0	0	0	0	-22	-3.7
Total	8	1231	2127	90	437	105	3990	498.8
Opponents	8	1486	2062	57	325	161	4091	511.4





#	Defensive Leaders	gp	Tackles				Sacks no-yds	Pass defense			Fumbles		blkd	
			ua	a	tot	tfl/yds		int-yds	brup	qbh	rcv-yds	ff	kick	saf
9	WOODWARD, David	7	53	40	93	5.0-15	2.0-10	.	2	.	1-8	4	.	.
3	LEFEGED JR, T.	8	28	28	56	3.5-6	1.0-2	.	3	1	1-0	1	.	.
7	WILLIAMS, DJ	8	39	16	55	1.5-4	.	.	6	.	1-0	.	.	.
33	MEITZENHEIMER,	8	29	24	53	1.0-1	.	1-4	1	.	.	1	.	.
4	BOND, Shaq	8	27	23	50	2.5-5	.	2-82	4	1	.	1	.	.
1G	GALEAI, Tipa	8	21	12	33	5.0-16	2.0-8	.	.	6	1-0	.	.	.
51	TE'I, Justus	8	15	17	32	3.5-41	1.0-37	.	1	1	2-13	.	.	1
21	GRAYSON, Andre	8	19	12	31	2.0-14	1.0-10	1-0	5	.	.	2	.	.
91	ANDERSON, Devon	8	12	13	25	3.0-13	1.0-6	.	.	2	.	1	.	.
96	UNGA, C.	8	10	15	25	1.0-11	1.0-11	.	1	1
93	WILDMAN, Jacoby	8	14	10	24	4.5-17	2.0-12	.	.	1
42	HENINGER, Nick	8	13	8	21	6.5-29	3.0-19	.	1	4	1-0	1	.	.
6	HANEY, Cameron	6	17	3	20	1.0-13	1.0-13	1-19	8	.	.	2	.	.
41	SHELTON, Elijah	5	5	8	13	1
24	BAKER, Dalton	8	5	8	13	1.5-4	.	.	2	2	1-0	.	.	.
9V	VONGPHACHANH, A	4	5	7	12
5	GILLIAM, Cash	4	5	7	12	1.0-2	1	.	.
92	MOTU'APUAKA, H.	7	3	5	8	0.5-0	.	.	.	1
94	ANDERSEN, Caden	8	1	6	7
90	FATA, Ritisoni	6	2	5	7
18	LAMPKIN, Cam	8	6	1	7	.	.	1-0	2
12	CARTER, Ajani	7	4	2	6
37	LOCKETT, Sam	8	4	1	5
2	ADAMS, Terin	4	3	1	4
14	JACKSON, Z.	1	1	3	4	.	.	.	1
45	BANNERMAN, J.	4	1	2	3	.	.	.	1
26	NELSON, Chase	8	1	2	3
23	TATUM, Dominic	3	3	.	3	.	.	.	2
80	MARINER, Siaosi	8	3	.	3
34	BURT, Riley	7	3	.	3	1-0	.	.	.
44	LEILUA, Fua	1	1	2	3	1
97	PITCHER, Jake	4	1	1	2
17	COMPTON, Taylor	7	2	.	2
39	MAGALEI, Maika	1	1	.	1
22	ANYANWU, M.	5	1	.	1
88	TERRELL, Carson	8	1	.	1
10	LOVE, Jordan	8	1	.	1
25	GREEN, Jarrod	8	1	.	1
13	THOMPSON, D.	8	.	1	1
87	REPP, Caleb	8	1	.	1
53	HARRIS, Braden	4	.	1	1
11	SCARVER, Savon	8	1	.	1
Total		8	363	284	647	43-191	15-128	6-105	40	22	9-21	14	.	1
Opponents		8	294	253	547	38-123	12-71	12-161	31	21	6-20	6	1	.



TEAM STATISTICS

Date	Opponent	Rushing				Receiving				Passing				Kick Returns				Punt Returns				tot off
		no.	yds	td	lg	no.	yds	td	lg	cmp-att-int	yds	td	lg	no.	yds	td	lg	no.	yds	td	lg	
Aug 30	at Wake Forest	31	180	2	59	33	416	3	56	33-48-3	416	3	56	1	18	0	18	0	0	0	0	596
Sep 07	STONY BROOK	42	325	4	59	35	392	3	45	35-45-0	392	3	45	2	65	0	44	3	72	1	45	717
Sep 21	at San Diego State	27	82	1	12	30	293	0	48	30-47-0	293	0	48	3	59	0	24	0	0	0	0	375
Sep 28	COLORADO STATE	56	240	0	15	17	204	2	40	17-33-2	204	2	40	1	100	1	100	1	-2	0	0	444
Oct 05	at LSU	22	19	0	8	16	140	0	35	16-31-3	140	0	35	1	21	0	21	0	0	0	0	159
Oct 19	NEVADA	44	244	2	67	15	174	1	48	15-33-1	174	1	48	3	119	1	100	1	20	0	20	418
Oct 26	at Air Force	13	14	0	7	14	114	1	31	14-23-0	114	1	31	1	6	0	6	0	0	0	0	128
Nov 02	BYU	33	127	1	19	29	394	1	52	29-49-3	394	1	52	3	49	0	24	1	0	0	0	521
Utah State		268	1231	10	67	189	2127	11	56	189-309-12	2127	11	56	15	437	2	100	6	90	1	45	3358
		376	1486	14	40	157	2062	13	77	157-272-6	2062	13	77	15	325	0	38	9	57	0	19	3548

Games: 8 • Avg/rush: 4.6 • Avg/catch: 11.3 • Pass effic: 122.97 • KR avg: 29.1 • PR avg: 15.0 • All purpose avg/game: 498.8 • Total offense avg/gm: 419.8

		Tackles				Sacks	Fumble		Pass Defense			blkd	PAT Attempts			off		
Date	Opponent	ua	a	total	tfl-yds	no-yds	ff	fr-yds	int-yds	qbh	brup	kick	kick	rush	rcv	saf	t/o	pts
Aug 30	at Wake Forest	68	40	108	10.0-32	3.0-19	2	1-2	0-0	2	5	0	5-5	0	0	0	0	35
Sep 07	STONY BROOK	27	32	59	1.0-2	0.0-0	1	0-0	1-0	9	9	0	8-8	0	0	0	7	62
Sep 21	at San Diego State	59	20	79	10.0-72	4.0-58	0	0-0	1-48	1	5	0	2-2	0	0	0	7	23
Sep 28	COLORADO STATE	26	48	74	7.0-21	2.0-15	3	3-8	0-0	5	7	0	4-4	0	0	0	10	34
Oct 05	at LSU	60	30	90	4.0-17	2.0-9	2	1-0	1-19	2	2	0	0-0	0	0	0	3	6
Oct 19	NEVADA	40	28	68	6.0-26	3.0-19	2	0-0	2-38	1	9	0	4-4	0	0	1	14	36
Oct 26	at Air Force	50	44	94	3.0-17	1.0-8	3	2-0	0-0	0	0	0	1-1	0	0	0	0	7
Nov 02	BYU	33	42	75	2.0-4	0.0-0	1	2-11	1-0	2	3	0	2-2	0	0	0	7	14
Utah State		363	284	647	43.0-191	15.0-128	14	9-21	6-105	22	40	0	26-26	0	0	1	48	217
		294	253	547	38.0-123	12.0-71	6	6-20	12-161	21	31	1	28-28	0	0	0	48	211

		Punting										Field Goals			Kickoffs				
Date	Opponent	no.	yds	avg	long	blkd	tb	fc	50+	i20	md-att	long	blkd	no.	yds	avg	tb	ob	
Aug 30	at Wake Forest	7	273	39.0	49	0	0	6	0	1	0-0	0	0	6	356	59.3	3	0	
Sep 07	STONY BROOK	2	86	43.0	51	0	0	0	1	0	2-2	37	0	11	600	54.5	7	0	
Sep 21	at San Diego State	4	159	39.8	52	0	0	2	1	2	3-4	32	0	6	351	58.5	1	0	
Sep 28	COLORADO STATE	7	220	31.4	44	1	1	3	0	4	2-2	48	0	7	405	57.9	4	0	
Oct 05	at LSU	7	273	39.0	47	0	0	4	0	2	2-2	47	0	3	166	55.3	1	0	
Oct 19	NEVADA	7	281	40.1	53	0	0	2	2	5	2-3	32	0	7	430	61.4	2	0	
Oct 26	at Air Force	8	364	45.5	71	0	2	2	3	2	0-0	0	0	2	112	56.0	1	0	
Nov 02	BYU	5	211	42.2	51	0	0	2	1	2	0-0	0	0	3	170	56.7	2	0	
Utah State		47	1867	39.7	71	1	3	21	8	18	11-13	48	0	45	2590	57.6	21	0	
		45	1884	41.9	60	0	5	13	10	12	5-8	57	0	41	2340	57.1	18	1	



OPPONENT STATISTICS

Date	Opponent	Rushing				Receiving				Passing				Kick Returns				Punt Returns				tot off
		no.	yds	td	lg	no.	yds	td	lg	cmp-att-int	yds	td	lg	no.	yds	td	lg	no.	yds	td	lg	
Aug 30	at Wake Forest	58	178	2	26	34	401	3	70	34-47-0	401	3	70	2	46	0	23	1	1	0	1	579
Sep 07	STONY BROOK	31	108	0	11	19	155	1	15	19-42-1	155	1	15	0	0	0	0	1	19	0	19	263
Sep 21	at San Diego State	46	91	0	14	20	281	2	49	20-37-1	281	2	49	5	88	0	22	2	13	0	13	372
Sep 28	COLORADO STATE	35	79	2	20	14	217	0	65	14-30-0	217	0	65	1	23	0	23	2	15	0	5	296
Oct 05	at LSU	51	248	1	21	28	353	5	39	28-39-1	353	5	39	1	38	0	38	1	10	0	10	601
Oct 19	NEVADA	35	113	1	20	17	213	0	33	17-38-2	213	0	33	5	109	0	23	0	0	0	0	326
Oct 26	at Air Force	78	448	4	40	2	24	0	16	2-6-0	24	0	16	1	21	0	21	0	0	0	0	472
Nov 02	BYU	42	221	4	28	23	418	2	77	23-33-1	418	2	77	0	0	0	0	2	-1	0	1	639
Opponents		376	1486	14	40	157	2062	13	77	157-272-6	2062	13	77	15	325	0	38	9	57	0	19	3548
		268	1231	10	67	189	2127	11	56	189-309-12	2127	11	56	15	437	2	100	6	90	1	45	3358

Games: 8 • Avg/rush: 4.0 • Avg/catch: 13.1 • Pass effic: 132.76 • KR avg: 21.7 • PR avg: 6.3 • All purpose avg/game: 511.4 • Total offense avg/gm: 443.5

		Tackles				Sacks	Fumble		Pass Defense			blkd	PAT Attempts				off		
Date	Opponent	ua	a	total	tfl-yds	no-yds	ff	fr-yds	int-yds	qbh	brup	kick	kick	rush	rcv	saf	t/o	pts	
Aug 30	at Wake Forest	49	16	65	3.0-8	1.0-2	0	0-0	3-1	5	5	0	5-5	0	0	0	10	38	
Sep 07	STONY BROOK	44	48	92	6.0-14	1.0-5	1	1-0	0-0	1	4	0	1-1	0	0	0	0	7	
Sep 21	at San Diego State	39	30	69	6.0-11	0.0-0	0	0-0	0-0	0	6	0	2-2	0	0	0	0	17	
Sep 28	COLORADO STATE	43	52	95	2.0-6	1.0-4	1	2-16	2-44	5	4	1	3-3	0	0	0	10	24	
Oct 05	at LSU	31	14	45	10.0-27	2.0-8	0	0-0	3-5	1	2	0	6-6	0	0	0	14	42	
Oct 19	NEVADA	31	39	70	5.0-29	3.0-27	2	1-4	1-5	1	5	0	1-1	0	0	0	0	10	
Oct 26	at Air Force	15	16	31	3.0-13	2.0-11	0	0-0	0-0	2	2	0	4-4	0	0	0	0	31	
Nov 02	BYU	42	38	80	3.0-15	2.0-14	2	2-0	3-106	6	3	0	6-6	0	0	0	14	42	
Opponents		294	253	547	38.0-123	12.0-71	6	6-20	12-161	21	31	1	28-28	0	0	0	48	211	
		363	284	647	43.0-191	15.0-128	14	9-21	6-105	22	40	0	26-26	0	0	1	48	217	

		Punting									Field Goals			Kickoffs				
Date	Opponent	no.	yds	avg	long	blkd	tb	fc	50+	i20	md-att	long	blkd	no.	yds	avg	tb	ob
Aug 30	at Wake Forest	5	213	42.6	55	0	1	1	2	2	1-1	21	0	7	414	59.1	5	0
Sep 07	STONY BROOK	11	460	41.8	47	0	2	5	0	0	0-0	0	0	2	130	65.0	0	0
Sep 21	at San Diego State	4	157	39.2	50	0	0	1	1	1	1-1	22	0	4	244	61.0	1	0
Sep 28	COLORADO STATE	8	351	43.9	57	0	0	0	2	2	1-2	45	0	5	216	43.2	0	0
Oct 05	at LSU	2	91	45.5	55	0	1	1	1	1	0-1	0	0	7	455	65.0	6	0
Oct 19	NEVADA	10	404	40.4	60	0	1	3	3	2	1-2	23	0	4	230	57.5	1	0
Oct 26	at Air Force	2	85	42.5	53	0	0	0	1	2	1-1	57	0	5	289	57.8	4	0
Nov 02	BYU	3	123	41.0	47	0	0	2	0	2	0-0	0	0	7	362	51.7	1	1
Opponents		45	1884	41.9	60	0	5	13	10	12	5-8	57	0	41	2340	57.1	18	1
		47	1867	39.7	71	1	3	21	8	18	11-13	48	0	45	2590	57.6	21	0



GAME-BY-GAME STARTERS

OFFENSE	LT	LG	OC	RG	RT	RB/TE*	TE	TE/WR*	WR	WR	QB
at Wake Forest	Edwards	T. Shaw	Ali'ifua	K. Shaw	Koch	Bright	Repp	Terrell	Scarver	Mariner	Love
Stony Brook	Hack	T. Shaw	Ali'ifua	K. Shaw	Koch	Bright	Terrell	Nathan*	Scarver	Mariner	Love
at San Diego St.	Edwards	T. Shaw	Ali'ifua	K. Shaw	Koch	Bright	Terrell	Nathan*	Scarver	Mariner	Love
Colorado St.	Edwards	T. Shaw	Ali'ifua	K. Shaw	Hack	Bright	Terrell	Nathan*	Scarver	Mariner	Love
at LSU	Edwards	T. Shaw	Ali'ifua	K. Shaw	Hack	Repp	Terrell	Nathan*	Thompkins	Mariner	Love
Nevada	Edwards	T. Shaw	Ali'ifua	K. Shaw	Hack	Bright	Terrell	Nathan*	Thompkins	Mariner	Love
at Air Force	Edwards	Avendano	Ali'ifua	K. Shaw	South	Bright	Terrell	Nathan*	Thompkins	Mariner	Love
BYU	Edwards	Avendano	Ali'ifua	K. Shaw	Hack	Bright	Repp	Nathan*	Thompkins	Mariner	Love
at Fresno St.											
Wyoming											
Boise St.											
at New Mexico											
DEFENSE	DE	DT	DT	DE	LB	LB	CB	CB	CB/S*	S/LB*	S
at Wake Forest	Te'i	Leilua	Anderson	Galeai	Woodward	Meitzenheimer	Williams	Jackson	Grayson	Lefeged	Bond
Stony Brook	Te'i	'Unga	Anderson	Galeai	Woodward	Meitzenheimer	Williams	Lampkin	Gilliam*	Lefeged	Bond
at San Diego St.	Te'i	'Unga	Anderson	Galeai	Woodward	Meitzenheimer	Williams	Haney	Gilliam*	Lefeged	Bond
Colorado St.	Te'i	Baker	Wildman	Galeai	Woodward	Meitzenheimer	Williams	Haney	Grayson	Lefeged	Bond
at LSU	Te'i	Baker	Wildman	Galeai	Woodward	Meitzenheimer	Williams	Haney	Grayson	Lefeged	Bond
Nevada	Te'i	'Unga	Anderson	Galeai	Woodward	Meitzenheimer	Williams	Haney	Grayson	Lefeged	Bond
at Air Force	Te'i	'Unga	Anderson	Galeai	Woodward	Meitzenheimer	Williams	Haney	Lampkin	Lefeged	Bond
BYU	Wildman	'Unga	Anderson	Galiea	Shelton	Meitzenheimer	Williams	Haney	Lefeged*	Te'i*	Bond
at Fresno St.											
Wyoming											
Boise St.											
at New Mexico											

GAME-BY-GAME STATISTICS

OFFENSE (att-yds-TD-LG)	Rushing	Passing (C-A-TD-YD-INT-LG)	Total Off.	FD	TO	Pen.	Punts	Time	Pts.
at Wake Forest	31-180-2-59	33-48-3-416-3-56	79-596-5-59	23	3	8-84	7-273	23:47	35
Stony Brook	42-325-4-59	35-45-3-392-0-45	87-717-7-59	35	0	9-80	2-86	29:02	62
at San Diego St.	27-82-1-12	30-47-0-293-0-48	74-375-1-48	23	0	3-30	4-159	23:05	23
Colorado St.	56-240-0-15	17-33-2-204-2-40	89-444-2-40	25	4	6-30	7-220	31:01	34
at LSU	22-19-0-8	16-31-0-140-3-35	53-159-0-35	10	3	3-25	7-273	18:57	6
Nevada	44-244-2-67	15-33-1-174-1-48	77-418-3-67	22	2	6-52	7-281	25:21	36
at Air Force	13-14-0-7	14-23-1-114-0-31	36-128-1-31	7	0	0-0	9-364	14:17	7
BYU	33-27-1-19	29-49-1-394-3-52	82-521-2-52	26	5	8-55	5-211	24:46	14
at Fresno St.									
Wyoming									
Boise St.									
at New Mexico									

DEFENSE (att-yds-TD-LG)	Rushing	Passing (C-A-TD-YD-INT-LG)	Total Off.	FD	TO	Pen.	Punts	Time	Pts.
at Wake Forest	58-178-2-26	34-47-3-401-0-70	105-579-5-70	30	1	1-15	5-213	36:13	38
Stony Brook	31-108-0-11	19-42-1-155-1-15	73-263-1-15	16	1	10-88	11-460	30:59	7
at San Diego St.	46-91-0-14	20-37-2-281-1-49	83-281-2-49	25	1	7-61	4-157	36:55	17
Colorado St.	35-79-2-20	14-30-0-217-0-65	65-296-2-65	11	3	6-41	8-351	28:59	24
at LSU	51-248-1-21	27-38-5-353-1-39	90-601-6-39	32	2	5-41	2-91	41:03	42
Nevada	35-113-1-20	17-38-0-213-2-33	73-326-1-33	15	2	13-110	10-404	34:39	10
at Air Force	78-470-4-40	2-6-0-24-0-16	84-472-4-40	30	2	4-40	2-85	45:43	31
BYU	42-221-4-28	23-33-2-418-1-77	75-639-6-77	31	3	5-37	3-123	35:14	42
at Fresno St.									
Wyoming									
Boise St.									
at New Mexico									

RUSHING (att-yds-TD-LG)	Bright	Burt	Colombi	Love	Nawahine	Peasley	Thompkins	Warren
at Wake Forest	9-37-1-11	0-0-0-0	0-0-0-0	3-2-0-3	0-0-0-0	0-0-0-0	0-0-0-0	19-141-1-59
Stony Brook	9-67-1-30	6-15-1-8	3-5-0-9	3-31-0-22	8-24-0-7	3-83-1-59	0-0-0-0	9-105-2-54
at San Diego St.	6-18-0-12	0-0-0-0	0-0-0-0	3-(-9)-0-0	0-0-0-0	0-0-0-0	0-0-0-0	17-74-1-12
Colorado St.	36-179-0-15	2-4-0-4	0-0-0-0	11-44-0-11	0-0-0-0	0-0-0-0	0-0-0-0	5-15-0-5
at LSU	8-18-0-8	4-8-0-5	0-0-0-0	2-(-8)-0-0	7-10-0-4	0-0-0-0	0-0-0-0	0-0-0-0
Nevada	15-126-2-67	4-33-0-21	1-(-1)-0-0	10-19-0-11	0-0-0-0	0-0-0-0	0-0-0-0	12-73-0-25
at Air Force	6-24-0-7	1-2-0-2	0-0-0-0	4-(-16)-0-0	0-0-0-0	0-0-0-0	0-0-0-0	2-4-0-2
BYU	12-66-1-19	5-14-0-4	0-0-0-0	11-17-0-9	1-19-0-19	0-0-0-0	2-9-0-9	2-2-0-3
at Fresno St.								
Wyoming								
Boise St.								
at New Mexico								





2019 UTAH STATE INDIVIDUAL STATS

(c-a-i-yds-TD-LG)

at Wake Forest	Love	Colombi	Peasley
Stony Brook	33-48-3-416-3-56	0-0-0-0-0-0	0-0-0-0-0-0
at San Diego St.	25-34-0-294-1-45	8-9-0-93-2-30	2-2-0-5-0-5
Colorado St.	30-47-293-0-0-48	0-0-0-0-0-0	0-0-0-0-0-0
at LSU	17-33-2-204-2-40	0-0-0-0-0-0	0-0-0-0-0-0
Nevada	15-30-3-130-0-35	1-1-0-10-0-10	0-0-0-0-0-0
at Air Force	13-31-1-169-1-48	2-2-0-5-0-4	0-0-0-0-0-0
BYU	14-23-0-114-1-31	0-0-0-0-0-0	0-0-0-0-0-0
at Fresno St.	29-49-3-394-1-52	0-0-0-0-0-0	0-0-0-0-0-0

at Fresno St.
Wyoming
Boise St.
at New Mexico

RECEIVING

(no-yds-TD-LG)

at Wake Forest	Bright	Compton	Mariner	Nathan	Repp	Scarver	Terrell	Thompkins	Warren	Wright
Stony Brook	4-3-0-19	1-0-0-0	8-118-1-28	6-83-1-27	5-59-0-23	3-49-0-35	3-17-0-10	2-59-1-56	1-1-0-1	0-0-0-0
at San Diego St.	3-3-0-6	2-35-0-18	5-73-1-29	3-33-0-26	5-58-0-28	2-15-0-11	1-6-0-61	5-77-1-45	2-27-0-25	2-30-1-30
Colorado St.	1-(-3)-0-0	1-14-0-14	7-74-0-16	4-20-0-12	3-23-0-9	5-90-0-48	4-33-0-12	2-2-0-2	3-40-0-30	0-0-0-0
at LSU	2-19-0-19	0-0-0-0	2-40-0-34	2-2-0-4	3-60-1-40	3-14-0-6	1-5-0-5	3-55-1-37	1-9-0-9	0-0-0-0
Nevada	2-(-4)-0-1	0-0-0-0	2-45-0-35	4-51-0-35	1-(-2)-0-0	2-20-0-12	1-8-0-8	2-18-0-10	0-0-0-0	1-10-0-10
at Air Force	2-15-0-13	2-5-0-4	2-53-0-48	1-8-0-8	1-13-1-13	2-23-0-18	0-0-0-0	4-46-0-15	1-8-0-8	0-0-0-0
BYU	1-2-0-2	0-0-0-0	3-38-1-27	1-11-0-11	0-0-0-0	1-8-0-8	0-0-0-0	6-26-0-10	1-31-0-31	0-0-0-0
at Fresno St.	4-54-0-34	2-10-0-6	5-86-1-32	7-133-0-52	3-41-0-15	3-35-0-13	1-3-0-3	2-10-0-9	0-0-0-0	0-0-0-0

at Fresno St.
Wyoming
Boise St.
at New Mexico

Others: A. Carter (1-11-0-11); Boman (2-7-0-5 vs. SBU); Burt (1-11-0-11 vs. SBU); 1-(-2)-0-0 at AFA; 1-9-0-9 vs. BYU; Lee (1-11-0-11 vs. SBU); Nawahine (1-[-6]-0-0 at LSU; 1-13-0-13 vs. BYU)

FIELD GOALS (underlined are good)

(made-att)

at Wake Forest	Eberle
Stony Brook	NA
at San Diego St.	<u>35</u> , <u>37</u>
Colorado St.	<u>30</u> , <u>29</u> , <u>32</u> , 42
at LSU	<u>42</u> , <u>48</u>
Nevada	<u>30</u> , <u>47</u>
at Air Force	<u>29</u> , <u>32</u> , 47
BYU	NA
at Fresno St.	NA

at Fresno St.
Wyoming
Boise St.
at New Mexico

PUNT RETURNS

(no-yds-TD-LG)

at Wake Forest	Nathan	Thompkins
Stony Brook	0-0-0-0	0-0-0-0
at San Diego St.	2-27-0-21	1-45-1-45
Colorado St.	0-0-0-0	0-0-0-0
at LSU	0-0-0-0	0-0-0-0
Nevada	1-(-2)-0-0	0-0-0-0
at Air Force	0-0-0-0	0-0-0-0
BYU	0-0-0-0	0-0-0-0
at Fresno St.	1-0-0-0	0-0-0-0

at Fresno St.
Wyoming
Boise St.
at New Mexico

KICKOFF RETURNS

(no-yds-TD-LG)

at Wake Forest	Bright	Lee	Scarver
Stony Brook	0-0-0-0	0-0-0-0	1-18-0-18
at San Diego St.	0-0-0-0	0-0-0-0	2-65-0-44
Colorado St.	2-35-0-21	0-0-0-0	1-24-0-24
at LSU	0-0-0-0	0-0-0-0	1-100-1-100
Nevada	0-0-0-0	0-0-0-0	1-21-0-21
at Air Force	0-0-0-0	0-0-0-0	2-119-1-100
BYU	0-0-0-0	1-6-0-6	0-0-0-0
at Fresno St.	0-0-0-0	1-13-0-13	2-36-0-24

at Fresno St.
Wyoming
Boise St.
at New Mexico

PUNTING

Bartolic

at Wake Forest	(no.-avg.-LG)	50+	In 20	In 10
Stony Brook	0-0.0-0	0	0	0
at San Diego St.	1-51.0-51	1	0	0
Colorado St.	0-0.0-0	0	0	0
at LSU	0-0.0-0	0	0	0
Nevada	7-40.1-53	2	5	2
at Air Force	8-45.5-71	3	2	0
BYU	5-42.2-51	1	2	1

at Fresno St.
Wyoming
Boise St.
at New Mexico

Callister

at Wake Forest	(no.-avg.-LG)	50+	In 20	In 10
Stony Brook	0-0.0-0	0	0	0
at San Diego St.	1-35.0-35	0	0	0
Colorado St.	4-39.8-52	1	2	0
at LSU	6-36.7-44	0	4	1
Nevada	7-39.0-47	0	2	1
at Air Force	0-0.0-0	0	0	0
BYU	0-0.0-0	0	0	0

at Fresno St.
Wyoming
Boise St.
at New Mexico

Dalton

at Wake Forest	(no.-avg.-LG)	50+	In 20	In 10
Stony Brook	7-39.0-49	0	1	0
at San Diego St.	0-0.0-0	0	0	0
Colorado St.	0-0.0-0	0	0	0
at LSU	0-0.0-0	0	0	0
Nevada	0-0.0-0	0	0	0
at Air Force	0-0.0-0	0	0	0
BYU	0-0.0-0	0	0	0

at Fresno St.
Wyoming
Boise St.
at New Mexico



DEFENSIVE TACKLES (S-A-Total)

Defensive Line	Andersen	Anderson	Baker	Fata	Galeai	Heninger	Motu'apuaka	Te'i	'Unga	Vongphachanh	Wildman
at Wake Forest	0-0-0	3-1-4	0-2-2	0-2-2	2-3-5	2-2-4	1-1-2	4-4-8	1-1-2	0-0-0	5-1-6
Stony Brook	0-2-2	1-2-3	0-1-1	1-0-1	0-0-0	1-2-3	1-2-3	0-2-2	0-1-1	1-1-2	1-2-3
at San Diego St.	0-0-0	1-0-1	1-0-1	1-0-1	4-0-4	1-0-1	0-0-0	4-1-5	2-1-3	0-0-0	2-0-2
Colorado St.	0-2-2	2-2-4	0-3-3	0-0-0	4-2-6	0-0-0	0-1-1	1-6-7	0-3-3	0-0-0	0-2-2
at LSU	1-1-2	0-2-2	0-0-0	0-0-0	4-1-5	2-1-3	0-0-0	0-1-1	2-0-2	2-3-5	4-0-4
Nevada	0-0-0	2-1-3	1-1-2	0-1-1	2-4-6	2-2-4	0-0-0	1-0-1	1-2-3	0-0-0	1-0-1
at Air Force	0-0-0	2-0-2	2-1-3	0-1-1	4-1-5	2-0-2	1-0-1	4-0-4	2-4-6	2-3-5	0-3-3
BYU	0-1-1	1-5-6	1-0-1	0-1-1	1-1-2	3-1-4	0-1-1	1-3-4	2-3-5	0-0-0	1-2-3

at Fresno St.

Wyoming

Boise St.

at New Mexico

Others: Bannerman (1-0-1 at LSU; 0-1-1 vs. NEV; 0-1-1 at AFA); Harris (0-1-1 vs. SBU); Leilua (1-2-3 at WFU); Pitcher (1-1-2 vs. SBU)**Linebackers**

	Magalei	Meitzenheimer	Shelton	Woodward
at Wake Forest	0-0-0	7-2-9	0-0-0	18-6-24
Stony Brook	0-0-0	1-2-3	0-3-3	2-2-4
at San Diego St.	0-0-0	4-5-9	0-0-0	7-6-13
Colorado St.	0-0-0	0-2-2	0-0-0	5-9-14
at LSU	1-0-1	12-1-13	0-0-0	11-5-16
Nevada	0-0-0	2-2-4	2-1-3	6-5-11
at Air Force	0-0-0	4-3-7	0-0-0	4-7-11
BYU	0-0-0	0-6-6	3-4-7	0-0-0

at Fresno St.

Wyoming

Boise St.

at New Mexico

Secondary

	Adams	Bond	Gilliam	Grayson	Green	Haney	Jackson	Lampkin	Lefeged	Lockett	Tatum	Williams
at Wake Forest	1-0-1	5-3-8	0-1-1	1-0-1	1-0-1	0-0-0	1-3-4	2-0-2	5-5-10	0-0-0	0-0-0	6-0-6
Stony Brook	0-0-0	3-1-4	3-3-6	1-1-2	0-0-0	0-0-0	0-0-0	2-0-2	1-2-3	0-1-1	2-0-2	4-0-4
at San Diego St.	0-0-0	6-2-8	2-2-4	2-0-2	0-0-0	0-0-0	0-0-0	0-0-0	1-2-3	1-0-1	0-0-0	11-1-12
Colorado St.	0-0-0	0-4-4	0-0-0	0-2-2	0-0-0	0-0-0	0-0-0	0-0-0	4-7-11	1-0-1	0-0-0	2-2-4
at LSU	0-0-0	3-2-5	0-1-1	2-4-6	0-0-0	2-0-2	0-0-0	1-0-1	5-5-10	0-0-0	0-0-0	3-3-6
Nevada	1-1-2	2-1-3	0-0-0	8-1-9	0-0-0	1-1-2	0-0-0	1-0-1	2-0-2	0-0-0	0-0-0	2-1-3
at Air Force	1-0-1	6-6-12	0-0-0	3-2-5	0-0-0	1-1-2	0-0-0	0-0-0	5-3-8	0-0-0	1-0-1	6-8-14
BYU	0-0-0	2-4-6	0-0-0	2-2-4	0-0-0	4-0-4	0-0-0	0-1-1	4-5-9	0-0-0	0-0-0	5-1-6

at Fresno St.

Wyoming

Boise St.

at New Mexico

Others: Anyanwu (1-0-1 at SDSU)**DEFENSIVE SPECIAL PLAYS**

Opponent	Sacks	Int.	FF	FR	PBU	QBH
at Wake Forest	Heninger (1.0), 'Unga (1.0), Woodward (1.0)	None	Woodward (2)	Te'i	Bond (2), Grayson (1), Jackson (1), Lampkin (1)	Bond, Leilua
Stony Brook	None	Grayson	Gilliam	None	Williams (3), Lefeged (1), Meitzenheimer (1), Tatum (1), Baker (1), Bannerman (1)	Galeai (2) Heninger (1), Te'i (1), Anderson (1), Shelton (1), Baker (1), Lefeged (1), 'Unga (1)
at San Diego St.	Te'i (1.0), Galeai (1.0), Wildman (1.0), Heninger (1.0)	Bond*	None	None	Haney (3), Bond (1), 'Unga (1)	Anderson
Colorado State	Haney (1.0), Lefeged (1.0)	None	Woodward (2), Haney (1)	Woodward*, Baker, Galeai	Haney (3), Lefeged (1), Williams (1), Baker (1), Grayson (1)	Galeai (4), Wildman (1)
at LSU	Wildman (1.0), Woodward (1.0)	Haney	Lefeged, Meitzenheimer	Lefeged	Haney, Heninger	Heninger (2)
Nevada	Galeai (1.0), Grayson (1.0), Anderson (1.0)	Bond, Meitz.	Grayson (2)	None	Grayson (3), Woodward (2), Bond (1), Williams (1), Lefeged (1), Tatum (1)	Baker
at Air Force	Heninger (1.0)	None	Anderson, Haney, Heninger	Heninger, Williams	None	None
BYU	None	Lampkin	Bond	Burt, Te'i	Haney, Te'i, Williams	Heninger, Motu'apuaka

* = TD





2019 UTAH STATE MISCELLANEOUS STATS

UTAH STATE SCORING DRIVES

Opp.	Qtr	Pl-Yds	Time	Score
WF	1	8-75	2:31	Bright 7-yd run
WF	2	5-90	1:16	Nathan 27-yd pass
WF	2	7-80	1:42	Mariner 17-yd pass
WF	3	2-73	0:33	Thompkins 56-yd pass
WF	4	7-75	1:58	Warren 4-yd run
SBU	1	10-54	2:04	Eberle 35-yd FG
SBU	1	--	--	Thompkins 45-yd PR
SBU	1	10-76	2:44	Mariner 29-yd pass
SBU	2	11-59	2:45	Eberle 37-yd FG
SBU	2	9-98	2:50	Warren 28-yd run
SBU	2	6-80	1:36	Bright 2-yd run
SBU	3	2-79	0:28	Warren 54-yd run
SBU	3	10-80	4:30	Wright 30-yd pass
SBU	4	2-58	0:31	Peasley 59-yd run
SBU	4	7-63	1:58	Thompkins 10-yd pass
SDSU	2	15-75	4:17	Eberle 30-yd FG
SDSU	2	8-38	2:01	Eberle 29-yd FG
SDSU	2	7-80	0:39	Warren 11-yd run
SDSU	3	13-57	4:00	Eberle 32-yd FG
CSU	2	6-72	1:24	Thompkins 37-yd pass
CSU	2	9-49	3:22	Eberle 42-yd FG
CSU	2	10-82	3:26	Repp 40-yd pass
CSU	3	6-22	1:59	Eberle 38-yd FG
LSU	1	4-(-6)	0:58	Eberle 30-yd FG
LSU	1	5-35	0:52	Eberle 47-yd FG
NEV	2	6-23	1:43	Eberle 29-yd FG
NEV	2	7-39	1:50	Repp 13-yd pass
NEV	2	8-57	1:39	Eberle 32-yd FG
NEV	4	3-80	0:38	Bright 67-yd run
NEV	4	2-57	0:23	Bright 9-yd run
AFA	3	9-75	3:11	Mariner 27-yd pass
BYU	1	7-86	2:17	Mariner 26-yd pass
BYU	2	11-86	1:52	Bright 1-yd run

Non-Offensive Scores

Opp.	Qtr	Score
SDSU	1	Bond 48-yd interception return
CSU	1	Scarver 100-yd kickoff return
CSU	4	Woodward 8-yd fumble return
NEV	1	Scarver 100-yd kickoff return
NEV	1	Te'i safety

OPPONENT SCORING DRIVES

Opp.	Qtr	Pl-Yds	Time	Score
WF	1	8-75	3:06	22-yd pass
WF	1	10-77	3:10	21-yd FG
WF	2	7-44	2:13	9-yd pass
WF	3	14-65	4:26	1-yd run
WF	3	1-12	0:06	12-yd run
WF	4	6-89	1:11	2-yd pass
SBU	3	14-75	6:09	3-yd pass
SDSU	1	16-70	7:11	22-yd FG
SDSU	4	13-79	6:11	25-yd pass
SDSU	4	8-91	3:03	49-yd pass
CSU	1	6-18	2:03	2-yd run
CSU	2	8-80	3:16	1-yd run
CSU	3	4-3	1:01	45-yd FG
LSU	1	12-75	4:19	7-yd pass
LSU	2	6-74	2:42	1-yd run
LSU	2	13-99	6:42	25-yd pass
LSU	3	11-53	4:15	4-yd pass
LSU	3	4-63	1:29	39-yd pass
LSU	4	7-44	3:40	8-yd pass
NEV	1	10-75	5:10	23-yd FG
NEV	4	12-75	5:15	20-yd run
AFA	2	10-85	5:03	1-yd run
AFA	2	8-57	4:00	1-yd run
AFA	2	12-50	5:01	57-yd FG
AFA	3	8-41	3:53	9-yd run
AFA	4	11-66	6:21	1-yd run
BYU	1	11-93	4:36	6-yd run
BYU	2	1-16	0:06	16-yd run
BYU	2	7-71	3:30	7-yd run
BYU	3	7-75	3:13	11-yd pass
BYU	3	7-68	2:53	1-yd pass
BYU	4	10-99	5:00	6-yd run

Opponent Non-Offensive Scores

Opp.	Qtr	Score
CSU	2	44-yd interception return

AVERAGE FIELD POSITION

Utah State	Opponent
WF	Own 24
SB	Own 24
SDSU	Own 32
CSU	Own 35
LSU	Own 28
NEV	Own 38
AFA	Own 22
BYU	Own 25
FS	
WYO	
BSU	
UNM	

USU Drive Start Position/Result

(-20 = inside or at own 20-yard line;
50+=drives started on other side of 50 - in
opponent territory)

	-20	TD	FG	50+	TD	FG
WF	6	2	0	1	0	0
SB	4	2	0	1	1	0
SDSU	3	1	1	3	1	1
CSU	2	1	0	3	2	0
LSU	3	0	0	1	0	1
NEV	4	1	0	4	3	0
AFA	2	0	0	0	0	0
BYU	7	2	0	2	0	0
FS						
WYO						
BSU						
UNM						

Opp. Start Position/Result

(-20 = inside or at own 20-yard line;
50+=drives started on other side of 50 - in
opponent territory)

	-20	TD	FG	50+	TD	FG
WF	4	1	1	2	2	0
SB	1	0	0	1	0	0
SDSU	4	1	0	0	0	0
CSU	6	1	0	5	2	1
LSU	4	1	0	1	1	0
NEV	6	0	1	2	0	0
AFA	4	1	1	1	1	0
BYU	4	2	0	2	1	0
FS						
WYO						
BSU						
UNM						

DRIVE CHARTS

	Drives	Scores	TD	FG	Punt	TO	Downs	Half	Safety	Scoring Pct.
Utah State	113	37	26	11	47	17	2	7	0	32.7%
Opponent	114	33	28	5	44	15	10	7	1	28.9%



2019 CAPTAINS

NO	NAME	YR	POS
1	Gerold Bright	SR	RB
9	David Woodward	JR	LB
10	Tipa Galeai	SR	DE
10	Jordan Love	JR	QB
62	Dominik Eberle	SR	PK

2019 LEADERSHIP COMMITTEE

NO	NAME	YR	POS
3	Henry Colombi	SO	QB
6	Andrew Peasley	FR	QB
7	DJ Williams	SR	CB
16	Jordan Nathan	JR	WR
17	Taylor Compton	JR	WR
21	Andre Grayson	SO	CB
44	Fua Leilua	SR	DT
51	Justus Te'i	JR	DE
72	Alfred Edwards	SO	OL
77	Andy Koch	FR	OL
91	Devon Andersen	SR	DT
93	Jacoby Wildman	GR	DE
96	Christopher 'Unga	SR	DT

MW POW NOMINEES

	Offense	Defense	Special
WF	Love	Woodward	Dalton
SB	Warren	Gilliam	Thompkins
SDSU	Warren	Bond	<u>Eberle</u>
CSU	Bright	<u>Woodward</u>	<u>Scarver</u>
LSU	Nathan	Meitzenheimer	Eberle
NEV	Bright	Grayson	Scarver
AFA	Mariner	Williams	Bartolic
BYU	Nathan	Lefeged	Eberle
FS			
WYO			
BSU			
UNM			

Underline = 2019 winner

RED ZONE

	Utah State			Opponent		
	#	TD	FG	#	TD	FG
WF	5	3	0	7	4	1
SB	5	2	2	1	1	0
SDSU	5	1	3	3	1	1
CSU	3	0	1	2	2	0
LSU	1	0	1	4	4	0
NEV	5	2	2	2	1	1
AFA	0	0	0	4	4	0
BYU	3	1	0	9	6	0
FS						
WYO						
BSU						
UNM						

USU - 27 Poss., 18 Scores (67.0%)

Opp - 32 Poss., 26 Scores (81.0%)

POINTS OFF TURNOVERS

	Utah State			Opponent		
	#	TD	FG	#	TD	FG
WF	1	0	0	3	1	1
SB	1	1	0	1	0	0
SDSU	1	1	0	0	0	0
CSU	3	1	1	4	1	1
LSU	2	0	1	3	2	0
NEV	2	2	0	2	0	0
AFA	2	0	0	0	0	0
BYU	3	1	0	5	2	0
FS						
WYO						
BSU						
UNM						

USU - 15 TO, 8 Scores (53.3%)

Opp. - 18 TOs, 8 Scores (44.4%)

SCORE BY QUARTERS

	Utah State	Opponent
WF	7-14-7-7=35	10-7-14-7=38
SB	17-17-14-14=62	0-0-7-0=7
SDSU	7-13-3-0=23	3-0-0-14=17
CSU	7-17-3-7=34	7-14-3-0=24
LSU	6-0-0-0=6	7-14-14-7=42
NEV	9-13-0-14=36	3-0-0-7=10
AFA	0-0-7-0=7	0-17-7-7=31
BYU	7-7-0-0=14	7-14-14-7=42
FS		
WYO		
BSU		
UNM		

USU - 60-81-34-42=217

Opp. - 37-66-59-49=211

EXPLOSIVES

(20-Plus Yard Plays)

	Utah State			Opponent		
	Run	Pass	TD	Run	Pass	TD
WF	2	8	2	2	3	1
SB	6	6	5	0	0	0
SDSU	0	2	0	0	6	2
CSU	0	3	2	1	2	0
LSU	0	2	0	1	5	2
NEV	2	1	1	1	5	1
AFA	0	2	1	3	0	0
BYU	0	6	1	1	9	0
FS						
WYO						
BSU						
UNM						
Totals	10	30	12	9	30	6

INDIVIDUAL EXPLOSIVES

(20-Plus Yard Plays)

(Touchdowns Underlined)

Rushing (9)Warren (4): 59, 43, 28, 54, 25Bright (2): 30, 67Peasley (2): 59, 21

Love (1): 22

Receiving (30)Mariner (9): 28, 24, 29, 34, 35, 48, 27, 26, 32Nathan (7): 27, 25, 26, 35, 22, 23, 52Repp (4): 20, 23, 28, 40Thompkins (3): 56, 45, 37

Warren (3): 25, 30, 31

Scarver (2): 35, 48

Bright (1): 34

Wright (1): 30



UTAH STATE...

OFFENSE

- 200 Yards Rushing - 244 VS. NEVADA, 2019
- 300 Yards Rushing - 325 VS. STONY BROOK, 2019
- 400 Yards Rushing - 426 at Hawai'i, 2018
- 300 Yards Passing - 394 VS. byu, 2019
- 400 Yards Passing - 416 AT WAKE FOREST, 2019
- 500 Yards Passing - 516 vs. New Mexico, 2018
- 500 Yards Total Offense - 596 AT WAKE FOREST, 2019
- More Than 600 Yards Total Offense - 717 VS. STONY BROOK, 2019
- 40 Points - 45 at BYU, 2018
- 50 Points - 52 vs. North Texas, 2018
- 60 Points - 62 VS. STONY BROOK, 2019
- 70 Points - 73 vs. Tennessee Tech, 2018
- Safety By USU - VS. NEVADA, 2019

OPPONENT...

DEFENSE

- 200 Yards Rushing - 248 AT LSU, 2019
- 300 Yards Rushing - 323 vs. Air Force, 2018
- 400 Yards Rushing - 448 AT AIR FORCE, 2019
- 300 Yards Passing - 353 AT LSU, 2019
- 400 Yards Passing - 401 AT WAKE FOREST, 2019
- 500 Yards Passing - 505 at Texas Tech, 2000
- 500 Yards Total Offense - 579 AT WAKE FOREST, 2019
- More Than 600 Yards Total Offense - 601 AT LSU, 2019
- 40 Points - 42 AT LSU, 2019
- 50 Points - 59 at Wisconsin, 2017
- 60 Points - 66 at Oregon, 2008
- 70 Points - 70 at Fresno State, 2001
- Safety Against USU - vs. New Mexico, 2018

UTAH STATE INDIVIDUAL

- 100 Yards Rushing - 15-126, GEROLD BRIGHT VS. NEVADA, 2019
- 200 Yards Rushing - 18-208, 3 TD, Devante Mays vs. Weber State, 2016
- 100 Yards Rushing by a Quarterback - 16-191, 1 TD, Kent Myers vs. Colorado State, 2015
- Two Players with 100 Yards Rushing - Darwin Thompson (13-141, 3TD) and Gerold Bright (16-121, 3TD) at Hawai'i, 2018
- 300 Yards Passing - 394 (29-49-3, TD), JORDAN LOVE VS. BYU, 2019
- 400 Yards Passing - 416 (33-48-3, 3 TD), JORDAN LOVE AT WAKE FOREST, 2019
- Three TD Passes - JORDAN LOVE AT WAKE FOREST, 2019
- Four TD Passes - Jordan Love vs. North Texas, 2018
- Five or More TD Passes - 5, Jordan Love vs. SJSU, 2018
- Two Players with 100 Yards Passing - Chuckie Keeton (14-for-25, 114) and Kent Myers (14-for-20, 123) vs. Akron, 2015
- 100 Yards Receiving - 7-133, JORDAN NATHAN VS. BYU, 2019
- 200 Yards Receiving - 11-221, Kevin Curtis at South Florida, 2001
- Two Players with 100 Yards Receiving - 6-151, TD, Jalen Greene vs. North Texas, 2018; 2-109, 2 TD, Aaren Vaughns vs. North Texas, 2018
- 100 Yards Receiving by a Running Back - 4-115, 2 TD, Darwin Thompson vs. SJSU, 2018
- 100 Yards Rushing and Receiving - 140 rush, 155 rec., Darwin Thompson vs. SJSU, 2018
- 200 Yards All-Purpose - 255, Darwin Thompson vs. SJSU, 2018
- More Than Two Rushing TDs In One Game - 3, Darwin Thompson AND Gerold Bright at Hawai'i, 2018
- More Than Three Rushing TDs In One Game - 4, Robert Turbin vs. Colorado State, 2011
- More Than One Receiving TD In One Game - 2, Ron'quavion Tarver vs. UNLV, 2018
- More Than Three Combined TDs In One Game - 4, Joey DeMartino (3 rush, 1 rec), at New Mexico, 2013
- TD Pass By A Non-QB - 29, Aaren Vaughns (WR), VS. Wyoming, 2017
- 80-Yard Run For A Touchdown - 80, Justen Hervey vs. Weber State, 2016
- 80-Yard Pass For A Touchdown - 83, Gerold Bright from Jordan Love at Boise State, 2018
- 50-Yard Field Goal - 51 (3), Dominik Eberle vs. New Mexico State, 2018
- Four or More Field Goals - 6, Dominik Eberle vs. New Mexico State, 2018
- Kickoff Return For A Touchdown - 100, SAVON SCARVER VS. NEVADA, 2019
- Punt Return For A Touchdown - 45, DEVEN THOMPSON VS. STONY BROOK, 2019
- 20 or More Tackles - 24, DAVID WOOOWARD AT WAKE FOREST, 2019
- Interception Return For A Touchdown - 48, SHAQ BOND AT SAN DIEGO STATE, 2019
- Fumble Return For A Touchdown - 8, DAVID WOODWARD VS. COLORADO STATE, 2019
- Kick Blocked For A Touchdown - (PUNT) Deven Thompsons (BLOCK), Baron Gajkowski (TOUCHDOWN) vs. UNLV, 2018
- Blocked Extra Point For A Conversion - (BLOCK) David Moala, (RETURN) Torrey Green vs. Southern Utah, 2015
- Two-Point Conversion - (PASS) Darell Garretson to JoJo Natson vs. Northern Illinois, 2013

OPPONENT INDIVIDUAL

- 100 Yards Rushing - 25-148, TD, TIMOTHY JACKSON (AT AIR FORCE), 2019
- 200 Yards Rushing - 37-200, Alex Mattison (at Boise State), 2018
- Two Players With 100 Yards Rushing - 25-138, TD, Nico Evans; 19-100, Sean Chambers (at Wyoming), 2018
- 300 Yards Passing - 27-38-1, 344, 5 TD, JOE BURROW (AT LSU), 2019
- 400 Yards Passing - 34-47-0, 401, 3 TD, Jamie Newman(AT WAKE FOREST), 2019
- 100 Yards Receiving - 4-129, LOPINI KATO (VS. BYU), 2019
- 200 Yards Receiving - 7-209, 2 TD, Tre Walker (vs. SJSU), 2018
- Two Players With 100 Yards Receiving - Mitch Mathews 8-117, TD; Jordan Leslie 4-135 (BYU), 2014
- Three Players With 100 Yards Receiving - C.J.Hawthorne, 9-116 TD; J.Rivers 7-130 TD; and R.Grice-Mullen, 5-113 (Hawai'i), 2007
- 80-Yard Run For A Touchdown - 92, Demarco Murray (Oklahoma), 2007
- 80-Yard Pass For A Touchdown - 86, Lamar Jordan to Delane Hart-Johnson (New Mexico), 2015
- 50-Yard Field Goal - 57, JAKE KOEHNKE (AT AIR FORCE), 2019
- Kickoff Return For A Touchdown - 100, Jason Huntley (vs. New Mexico State), 2017
- Punt Return For A Touchdown - 41, Tre Jenkins (vs. SJSU), 2018
- Interception Return For A Touchdown - 44, ANDRE NEAL (VS. COLORADO STATE), 2019
- Fumble Return For A Touchdown - 52, Michael Shelton (at BYU), 2016



/// UTAH STATE'S 2019 OPPONENTS SCHEDULES/RESULTS ///

#22 WAKE FOREST (7-1, 3-1 ACC)

A 30	UTAH STATE	W 38-35
S 6	at Rice	W 41-21
S 13	NORTH CAROLINA	W 24-18
S 21	ELON	W 49-7
S 28	at Boston College*	W 27-24
O 12	LOUISVILLE*	L 59-62
O 19	FLORIDA STATE*	W 22-20
N 2	NC STATE*	W 44-10
N 9	at Virginia Tech*	1:30 pm
N 16	at Clemson	TBA
N 23	DUKE*	TBA
N 30	at Syracuse*	TBA

STONY BROOK (5-4, 2-3 CAA)

A 29	BRYANT	W 35-10
S 7	at Utah State	L 7-62
S 14	WAGNER	W 26-10
S 21	FORDHAM	W 45-10
S 28	at Rhode Island*	W 31-27
O 5	JAMES MADISON*	L 38-45 OT
O 12	NEW HAMPSHIRE*	L 14-20
O 26	at Villanova*	W 36-35
N 2	at Richmond	L 10-30
N 9	TOWSON*	Noon
N 16	at Delaware	11 am
N 23	at Albany	Noon

#24 SAN DIEGO STATE (7-1, 4-1 MW)

A 31	WEBER STATE	W 6-0
S 7	at UCLA	W 23-14
S 14	at New Mexico State	W 31-10
S 21	UTAH STATE*	L 17-23
O 5	at Colorado State*	W 24-10
O 12	WYOMING*	W 26-22
O 19	at San José State*	W 27-17
O 26	at UNLV*	W 20-17
N 9	NEVADA*	8:30 pm
N 15	FRESNO STATE*	7:30 pm
N 23	at Hawai'i*	10 pm
N 30	BYU	7 pm

COLORADO STATE (4-5, 3-2 MW)

A 30	vs. Colorado	L 31-52
S 7	WESTERN ILLINOIS	W 38-13
S 14	at Arkansas	L 34-55
S 21	TOLEDO	L 35-41
S 28	at Utah State*	L 24-34
O 5	SAN DIEGO STATE*	L 10-24
O 11	at New Mexico*	W 35-21
O 26	at Fresno State*	W 41-31
N 2	UNLV*	W 37-27
N 16	AIR FORCE*	TBA
N 22	at Wyoming*	7:30 pm
N 29	BOISE STATE*	1:30 pm

All times are MT

* = Conference game

#1 LSU (8-0, 4-0 SEC)

A 31	GEORGIA SOUTHERN	W 55-3
S 7	at #10 Texas	W 45-38
S 14	NORTHWESTERN STATE	W 65-14
S 21	at Vanderbilt*	W 66-38
O 5	UTAH STATE	W 42-6
O 12	#7 FLORIDA*	W 42-28
O 19	at Mississippi State*	W 36-13
O 26	#9 AUBURN*	W 23-20
N 9	at #2 Alabama*	1:30 pm
N 16	at Ole Miss*	TBA
N 23	ARKANSAS*	TBA
N 30	TEXAS A&M	TBA

NEVADA (5-4, 2-3 MW)

A 30	PURDUE	W 34-31
S 7	at #11 Oregon	L 6-77
S 14	WEBER STATE	W 19-13
S 21	at UTEP	W 37-21
S 28	HAWAII*	L 3-54
O 12	SAN JOSÉ STATE*	W 41-38
O 19	at Utah State*	L 10-36
O 26	at Wyoming*	L 3-31
N 2	NEW MEXICO*	W 21-10
N 9	at San Diego State*	8:30 pm
N 23	at Fresno State*	TBA
N 30	UNLV*	1 pm

AIR FORCE (7-2, 4-1 MW)

A 31	COLGATE	W 48-7
S 14	at Colorado	W 30-23 (OT)
S 20	at Boise State*	L 19-30
S 27	SAN JOSÉ STATE*	W 41-24
O 5	at Navy	L 25-34
O 12	FRESNO STATE*	W 43-24
O 19	at Hawai'i*	W 56-26
O 26	UTAH STATE*	W 31-7
N 2	ARMY	W 17-13
N 9	at New Mexico*	Noon
N 16	at Colorado State*	TBA
N 30	WYOMING	Noon

BYU (4-4)

A 29	#13 UTAH	L 12-30
S 7	at Tennessee	W 29-26 (2OT)
S 14	#24 USC	W 30-27 (OT)
S 21	#22 WASHINGTON	L 19-45
S 28	at Toledo	L 21-28
O 12	at USF	L 23-27
O 19	#14 BOISE STATE	W 28-25
N 2	at Utah State	W 42-14
N 9	LIBERTY	5:30 pm
N 16	IDAHO STATE	1 pm
N 23	at UMASS	10 am
N 30	at San Diego State	7 pm

All times are MT

* = Conference game

FRESNO STATE (4-4, 2-2 MW)

A 31	at USC	L 23-31
S 7	MINNESOTA	L 35-38
S 21	SACRAMENTO STATE	W 34-20
S 28	at New Mexico State	W 30-17
O 12	at Air Force*	L 24-43
O 18	UNLV*	W 56-27
O 26	COLORADO STATE*	L 31-41
N 2	at Hawai'i	W 41-38
N 9	UTAH STATE*	5 pm
N 15	at San Diego State*	7:30 pm
N 23	NEVADA*	TBA
N 30	at San José State*	TBA

WYOMING (6-2, 3-1 MW)

A 31	MISSOURI	W 37-31
S 7	at Texas State	W 23-14
S 14	IDAHO	W 21-16
S 21	at Tulsa	L 21-24
S 28	UNLV*	W 53-17
O 12	at San Diego State*	L 22-26
O 19	NEW MEXICO*	W 23-10
O 26	NEVADA*	W 31-3
N 9	at Boise State*	8:15 pm
N 16	at Utah State*	TBA
N 22	COLORADO STATE*	7:30 pm
N 30	at Air Force*	Noon

#21 BOISE STATE (7-1, 4-0 MW)

A 31	at Florida State	W 36-31
S 6	MARSHALL	W 14-7
S 14	PORTLAND STATE	W 45-10
S 20	AIR FORCE*	W 30-19
O 5	at UNLV	W 38-13
O 12	HAWAII*	W 59-37
O 19	at BYU	L 25-28
N 2	at San José State	W 52-42
N 9	WYOMING*	8:15 pm
N 16	NEW MEXICO*	TBA
N 23	at Utah State*	8:30 pm
N 29	at Colorado State*	1:30 pm

NEW MEXICO (2-7, 0-5 MW)

A 31	SAM HOUSTON STATE	W 39-31
S 14	at #7 Notre Dame	L 14-66
S 21	NEW MEXICO STATE	W 55-52
S 28	at Liberty	L 10-17
O 4	at San José State*	L 21-32
O 11	COLORADO STATE*	L 21-35
O 19	at Wyoming*	L 10-23
O 26	HAWAII*	L 31-45
N 2	at Nevada*	L 10-21
N 9	AIR FORCE*	Noon
N 16	at Boise State*	TBA
N 30	UTAH STATE*	2 pm


All times are MT

* = Conference game




/// NEW FACILITIES AT UTAH STATE OVER THE LAST 10 YEARS ///

• Over the last decade, Utah State Athletics has focused on improving its infrastructure and now has some of the best facilities not only in the Mountain West, but in the Western United States, with the additions of the Jim & Carol Laub Athletics-Academics Complex, the ICON Sports Performance Center, the Wayne Estes Center and the West Stadium Center at Maverik Stadium.




WEST STADIUM CENTER AT MAVERIK STADIUM

Completed in August of 2016, the \$36 million, 85,000 square-foot West Stadium Center is a new four-story premium seating and press box structure inside Maverik Stadium. The structure includes a state-of-the-art media and game operations area, 20 luxury suites, 20 loge boxes, over 700 covered club seats and a premium club area that will also be used to host a student-athlete training table. Renovations to Maverik Stadium in 2016 also included new video boards on both the north and south ends of the stadium, and a new public address system.



WAYNE ESTES CENTER

Completed in May of 2014, the \$9.7 million, 32,000 square-foot Wayne Estes Center is a basketball practice facility and volleyball competition venue that contains two regulation-size basketball courts and a regulation-size volleyball competition court with chair-back seating for 1,400 fans, along with a training room and in-season strength and conditioning area. Office space for both men's and women's basketball and volleyball is also included in the facility, as well as a locker room and film room for volleyball. Ticketing and concession services are also available on Game Days. Located inside the foyer of the Wayne Estes Center is a visual tribute of the building's namesake.



ICON SPORTS PERFORMANCE CENTER

Completed in June of 2013, Utah State's \$6.5 million, 26,329 square-foot ICON Sports Performance Center features areas for weight training, cardiovascular workouts and speed and agility training, as well as offices for staff. Built on existing university property at the northwest corner of Maverik Stadium, the state-of-the-art multi-level facility alleviated overcrowding in the previous 5,800 square-foot strength and conditioning center and accommodates over 400 student-athletes from 16 sports programs.



JIM & CAROL LAUB ATHLETICS-ACADEMICS COMPLEX

Completed in September of 2008, Utah State's \$12 million, three-story, 69,000 square-foot, Jim and Carol Laub Athletics-Academics Complex is a state-of-the-art multi-purpose facility that meets all of the athletic and academic needs of Utah State's 16 sports and 400-plus student-athletes. Within the facility, is the 11,000 square-foot Dale Mildenberger Sports Medicine Complex and Dr. John Worley Sports Medicine Research Center, the Steve Mothersell Athletics Hall of Honor and the 7,000 square-foot J. Ken "Kenny" Seamons Equipment Room. Also located on the first floor are locker rooms for football. The second floor houses coaches' offices and meeting rooms for football, including a 120-seat auditorium, and the student-athlete academics center is located on the third floor, which includes numerous study hall and tutor areas, a computer lab and the Dr. Randall and Julianne Stockham Student-Athlete Academics Hall of Honor.