



SAN FRANCISCO BASEBALL GAME NOTES

Assistant Director of Athletic Communications: Henry Golden | Email: hgolden@usfca.edu | Cell: (518) 530-7767 | X: @sfdonsbaseball | Instagram: @usfdonsbaseball | Facebook: @universityof.sanfrancisco.baseball

Season Series #13/Home Series #8

San Francisco vs. Gonzaga | Friday, May 8 - Sunday, May 10 | San Francisco, Calif. | Benedetti Diamond | ESPN+

SCHEDULE/RESULTS

OVERALL 22-24 | WCC: 13-8 | HOME: 16-12 | ROAD 6-12 | NEUTRAL 0-0

FEBRUARY (6-4)

Feb. 13	WESTERN ILLINOIS	ESPN+	W, 2-0
Feb. 14	WESTERN ILLINOIS (DH)	ESPN+	W, 5-4
Feb. 14	WESTERN ILLINOIS (DH)	ESPN+	W, 10-6
Feb. 18	UC DAVIS	ESPN+	L, 2-1
Feb. 20	at San Jose State	MW Network	W, 7-6 (13)
Feb. 21	at San Jose State	MW Network	L, 7-3
Feb. 22	SAN JOSE STATE	ESPN+	W, 9-3
Feb. 26	CALIFORNIA BAPTIST	ESPN+	L, 16-2
Feb. 27	CALIFORNIA BAPTIST	ESPN+	L, 7-1
Feb. 28	CALIFORNIA BAPTIST	ESPN+	W, 3-2

MARCH (9-7)

Mar. 1	CALIFORNIA BAPTIST	ESPN+	L, 2-1
Mar. 6	UMASS LOWELL	ESPN+	W, 8-5
Mar. 7	UMASS LOWELL	ESPN+	L, 18-7
Mar. 8	UMASS LOWELL	ESPN+	L, 6-4
Mar. 9	UMASS LOWELL	ESPN+	W, 8-2
Mar. 13	at UC Riverside	--	L, 7-3
Mar. 14	at UC Riverside	--	W, 6-4
Mar. 15	at UC Riverside	--	L, 6-5 (10)
Mar. 17	SACRAMENTO STATE	ESPN+	L, 8-3
Mar. 20	SANTA CLARA*	ESPN+	W, 2-1
Mar. 21	SANTA CLARA*	ESPN+	W, 2-1
Mar. 22	SANTA CLARA*	ESPN+	W, 6-5
Mar. 24	at Nevada	MW Network	L, 14-9
Mar. 27	SEATTLE U*	ESPN+	W, 8-4
Mar. 28	SEATTLE U*	ESPN+	W, 6-5 (10)
Mar. 29	SEATTLE U*	ESPN+	W, 8-5
Mar. 31	at UC Davis	--	Canceled

APRIL (5-11)

Apr. 2	at LMU*	ESPN+	L, 12-10
Apr. 3	at LMU*	ESPN+	W, 6-4
Apr. 4	at LMU*	ESPN+	L, 10-7
Apr. 6	CALIFORNIA	ESPN+	L, 8-0
Apr. 10	SAN DIEGO*	ESPN+	L, 9-2
Apr. 11	SAN DIEGO*	ESPN+	W, 7-5
Apr. 12	SAN DIEGO*	ESPN+	W, 6-1
Apr. 14	at Sacramento State	ESPN+	L, 12-2 (7)
Apr. 17	at Portland*	ESPN+	L, 5-3
Apr. 18	at Portland*	ESPN+	W, 5-4
Apr. 19	at Portland*	ESPN+	L, 11-0 (7)
Apr. 21	at California	ACCNX	L, 4-3 (10)
Apr. 24	PACIFIC*	ESPN+	L, 10-5
Apr. 25	PACIFIC*	ESPN+	W, 5-3
Apr. 26	PACIFIC*	ESPN+	L, 8-2
Apr. 28	SAN JOSE STATE	ESPN+	L, 12-0 (7)

MAY (2-2)

May 1	at Pepperdine*	ESPN+	W, 10-4
May 2	at Pepperdine*	ESPN+	L, 4-0
May 3	at Pepperdine*	ESPN+	W, 2-0
May 6	at Stanford	ACCNX	L, 12-5
May 8	GONZAGA*	ESPN+	2:00 p.m.
May 9	GONZAGA*	ESPN+	1:00 p.m.
May 10	GONZAGA*	ESPN+	1:00 p.m.
May 14	at Saint Mary's*	ESPN+	6:00 p.m.
May 15	at Saint Mary's*	ESPN+	6:00 p.m.
May 16	at Saint Mary's*	ESPN+	1:00 p.m.
May 20-23	WCC Championship^	ESPN+	TBA

Home games in CAPS

* Denotes West Coast Conference contest

^ Denotes West Coast Conference Championship

SERIES INFORMATION



SAN FRANCISCO (22-24, 13-8 WCC)

Head Coach: Rob DiToma (Fourth Season)
Record at San Francisco: 87-117 (.426)
Career Record: 124-184 (.403)
Program H2H Record vs. GON: 49-53
Streak vs. GON: L10



GONZAGA (29-17, 16-5 WCC)

Head Coach: Mark Machtolf (23rd Season)
Record at Gonzaga: 652-545-2 (.545)
Career Record: 652-545-2 (.545)
Program H2H Record vs. USF: 53-49
Streak vs. USF: W10

PROBABLE STARTING PITCHERS

Friday	ERA	WHIP	W-L	APP-GS	CG	SHO	SV	IP	H	R	ER	BB	SO
USF - Gauge Lockhart	4.24	1.22	2-1	11-11	0	0-0	0	46.2	29	25	22	28	41
GON - Justin Feld	4.80	1.44	6-1	13-8	0	0-0	1	50.2	47	29	27	26	47

Saturday	ERA	WHIP	W-L	APP-GS	CG	SHO	SV	IP	H	R	ER	BB	SO
USF - Adrian Valdez	4.53	1.47	3-4	11-11	0	0-0	0	45.2	53	30	23	14	28
GON - Karsten Sweum	4.90	1.41	6-1	12-12	0	0-0	0	64.1	60	39	35	31	84

Sunday	ERA	WHIP	W-L	APP-GS	CG	SHO	SV	IP	H	R	ER	BB	SO
USF - TBD	--	--	--	--	--	--	--	--	--	--	--	--	--
GON - TBD	--	--	--	--	--	--	--	--	--	--	--	--	--

SERIES FINALE STARTING LINEUP AT PEPPERDINE (MAY 3, 2026)

No.	Names	AVG	OPS	GP-GS	AB	R	H	2B	3B	HR	RBI	TB	BB	SO
2.	Myles Kallinger	.273	.814	25-15	66	13	18	4	2	2	11	32	6	17
6.	Jared Lewis	.267	.719	35-32	101	14	27	3	0	1	17	33	19	34
12.	TJ Rogers	.256	.909	42-42	156	30	40	10	0	10	21	80	30	58
48.	Jackson Nystrom	.302	.888	29-25	86	15	26	4	0	4	22	42	6	18
50.	Trevor Harmon	.281	.787	35-32	114	18	32	5	0	2	12	43	15	28
5.	Eddison Esquivel	.264	.746	46-46	174	21	46	13	0	1	18	62	26	42
83.	Zack Ramppen	.302	.754	33-27	96	16	29	6	0	1	8	38	4	18
11.	Tyler Harries	.229	.650	29-29	109	12	25	4	0	1	16	32	17	26
26.	Jayden Garrison	.200	.657	39-39	140	21	28	8	1	3	17	47	22	51

LEADING OFF

THE LAST TIME OUT:

The University of San Francisco baseball team (22-24, 13-8) will host its final home conference series of the season against Gonzaga (29-17, 16-5) from Friday, May 8 - Sunday, May 10 at Benedetti Diamond, with the Dons honoring their senior class on Sunday.

San Francisco enters the series after dropping their final midweek matchup of the season to Stanford on May 6. Isaiah Landry paced the Dons offensively, finishing two-for-three at the plate with a double, two RBI, two walks, and a run scored. Jared Lewis, Jayden Garrison, and Trevor Harmon combined for three hits, two doubles, and three RBI at the top of the lineup. Eleven pitchers saw action for the green and gold, highlighted by scoreless outings from Cal Amborn and Paul Wheeler.

THE STARTING PITCHERS:

Gauge Lockhart is scheduled to take the mound on Friday for his 13th appearance of the season. The right-hander carries a 4.35 earned run average and leads San Francisco's qualified pitchers with a .208 opponent batting average. In his last outing at Pepperdine, Lockhart worked through five innings and allowed three runs on nine hits.

Adrian Valdez is slated to start the second game of the series on Saturday, marking his 13th start for the green and gold this season. He leads the team among qualified pitchers with a 4.09 earned run average, ranking 10th in the conference. Valdez is coming off a strong outing at Pepperdine, where he earned his fourth win of the year after delivering five scoreless innings, allowing just four hits and striking out two.

Sunday's starting pitcher is to be determined. Gabriel Barrett, a normal series starter for the Dons, earned his second win of the season last weekend at Pepperdine, where he allowed two runs on five hits and registered three strikeouts in six innings of work.

The right-hander owns a 5.13 earned run average this season and leads the Dons with 55 strikeouts across a team-high 59.2 innings pitched.

PITCHING WAS ELITE IN MALIBU:

San Francisco's pitching staff impressed last weekend at Pepperdine, compiling a 2.77 earned run average, allowing eight runs in 26.0 innings. The starting pitching of Gabriel Barrett, Gauge Lockhart, and Adrian Valdez combined to allow five runs in 11.0 innings, while Valdez closed the series on Sunday, May 3, with five scoreless frames. Quentin Pohorski recorded his sixth save of the campaign in Sunday's finale as he allowed three total baserunners and recorded two strikeouts in the final four innings. Ranking second on the team and fifth in the WCC in saves with six, Pohorski and Nick Bacura are the only two teammates in the conference ranking in the top five in saves this season. Bacura leads the program and is tied for second in the league with eight.

SCOUTING THE BULLDOGS:

Gonzaga heads to San Francisco for its final West Coast Conference road series of the season after earning a 10-5 victory over Washington State on May 4. The Bulldogs totaled 18 hits in the win, marking their second consecutive game against Washington State with more than 15 hits offensively. Gonzaga also turned four double plays, tying for the third-most converted by the program in a single game over the past two decades.

Freshman Landon Hood recently earned his third consecutive WCC Freshman of the Week honor and sixth overall this season. The standout reliever struck out all seven batters he faced across 2.1 perfect innings to secure his fourth save of the year against Santa Clara. Hood was especially effective throughout April, recording 21 strikeouts while surrendering just three hits. He enters the weekend with a 2.75 ERA and a .163 opponent batting average.



#1 Isaiah Landry
5-9 | OF | Junior
Richmond, Calif.



#2 Myles Kallinger
5-8 | OF | Junior
Agoura Hills, Calif.



#3 Zach Nagy
6-2 | INF | Freshman
Simi Valley, Calif.



#4 Matteo Bellissimo
6-3 | INF | Senior
Mill Valley, Calif.



#5 Edison Esquivel
6-0 | OF/DH | Sophomore
Englewood, Colo.



#6 Jared Lewis
5-11 | INF | Junior
Roseville, Calif.



#7 Jordan Lewis
5-10 | OF | Senior
Roseville, Calif.



#8 Magnus Nelson
6-2 | RHP | Junior
Austin, Texas




#9 Quentin Pohorski
6-5 | RHP | Graduate
San Jose, Calif.



#11 Tyler Harries
6-8 | INF | Senior
Federal Way, Wash.



#12 TJ Rogers
6-2 | INF | Graduate
Sparks, Nev.



#13 Hunter Holzemer
5-11 | LHP | Senior
Highlands Ranch, Colo.



#14 Braden Wellen
6-3 | RHP | Senior
Aliso Viejo, Calif.



#15 Paul Wheeler
5-11 | LHP | Sophomore
Los Altos, Calif.



#16 Adrian Valdez
6-2 | RHP | Junior
Newark, Calif.



#17 Thomas Gonzales
5-10 | RHP | Freshman
Laguna Beach, Calif.



#18 Nick Bacura
5-10 | RHP | Graduate
Manhattan Beach, Calif.



#20 Gauge Lockhart
6-4 | RHP | Graduate
Delta, Colo.



#21 Tino Vasell
5-10 | INF | Freshman
Pleasant Hill, Calif.



#22 Nick Walsh
6-0 | INF | Senior
Pleasanton, Calif.



#23 AC Cabrera
5-10 | RHP | Senior
Morgan Hill, Calif.



#24 Garrett Johnston
6-4 | RHP | Junior
Trabuco Canyon, Calif.



#25 Brendan Burke
6-0 | C | Sophomore
Phoenix, Ariz.



#26 Jayden Garrison
5-11 | OF | Freshman
Phoenix, Ariz.



#27 Cal Amborn
6-4 | RHP | RS-Junior
Larkspur, Calif.



#28 Jake Andreas
6-3 | RHP | Freshman
Saint George, Utah



#29 Wyatt Davis
6-2 | OF | Junior
Petaluma, Calif.



#31 Jackson Thielens
6-2 | LHP | Graduate
Eden Prairie, Minn.




#32 Trevor Busby
6-4 | INF/RHP | Freshman
Yucaipa, Calif.



#33 Jake Hiromoto
6-2 | INF | Freshman
Honolulu, Hawaii



#34 Alex Gomez
6-2 | RHP | Junior
San Leandro, Calif.



#35 Kai Yovanovich
6-3 | RHP | Senior
Richmond, Calif.




#36 Chris Byhre
6-0 | RHP | Graduate
Waukesha, Wis.



#37 Brady Luyben
5-10 | C | Freshman
Murrieta, Calif.



#38 Gino Rossi
6-2 | RHP | Junior
Pinole, Calif.



#39 Alan Gonzalez
6-2 | RHP | Freshman
Salinas, Calif.




#40 Gabriel Barrett
6-0 | RHP | Senior
Mountain View, Calif.



#48 Jackson Nystrom
6-3 | OF | Senior
Livermore, Calif.



#50 Trevor Harmon
6-2 | RHP | Junior
Pleasanton, Calif.



#52 Wesley Harwell
6-3 | RHP | Sophomore
Mountain View, Calif.



#83 Zack Ramppen
5-9 | C | Senior
New Canaan, Conn.



Rob DiToma
Head Coach
Fourth Season



Erik Supplee
Assistant Coach
Fourth Season



Jon Garvey
Assistant Coach
Second Season



Cameron Rowland
Assistant Coach
First Season



Eric Ma
Director of Pitching Dev.
Second Season



Tyler McPherson
Director of Recruiting
First Season



Matt Woods
Director of Operations
Second Season

2026 SAN FRANCISCO BASEBALL ROSTER

NUMERICAL

No.	Name	Pos.	Ht.	Wt.	B/T	Yr.	Hometown/Previous Team
1	Isaiah Landry	OF	5-9	170	R/R	Jr.	Richmond, Calif./Alabama State
2	Myles Kallinger	OF	5-8	170	R/R	Jr.	Agoura Hills, Calif./Agoura HS
3	Zach Nagy	INF	6-2	185	R/R	Fr.	Simi Valley, Calif./Royal HS
4	Matteo Bellisimo	INF	6-3	205	R/R	Fr.	Mill Valley, Calif./College of Marin
5	Eddison Esquivel	OF/DH	6-0	210	L/L	So.	Englewood, Colo./Cherry Creek HS
6	Jared Lewis	INF	5-11	190	S/R	Jr.	Roseville, Calif./Santa Clara/SJSU
7	Jordan Lewis	OF	5-10	190	R/R	Sr.	Roseville, Calif./Santa Clara
8	Magnus Nelson	RHP	6-2	200	R/R	Jr.	Austin, Texas/Westlake HS
9	Quentin Pohorski	RHP	6-5	235	R/R	Gr.	San Jose, Calif./West Valley
11	Tyler Harries	INF	6-1	210	R/R	Gr.	Federal Way, Wash./Centralia
12	TJ Rogers	INF	6-2	195	R/R	Gr.	Sparks, Nev./Austin Peay
13	Hunter Holzemer	LHP	5-11	180	L/L	Jr.	Highlands Ranch, Colo./Thunder Ridge HS
14	Braden Wellen	RHP	6-3	203	R/R	Jr.	Aliso Viejo, Calif./Golden West
15	Paul Wheeler	LHP	5-11	180	L/L	Sr.	Los Altos, Calif./UC Santa Barbara
16	Adrian Valdez	RHP	6-2	195	R/R	So.	Newark, Calif./West Valley
17	Thomas Gonzales	RHP	5-10	185	R/R	Jr.	Laguna Beach, Calif./Laguna Beach HS
18	Nick Bacura	RHP	5-10	220	R/R	Gr.	Manhattan Beach, Calif./Santa Clara/SF State
20	Gauge Lockhart	RHP	6-4	215	R/R	Gr.	Delta, Colo./Brown/Colorado Mesa
21	Tino Vasell	INF	5-10	180	L/R	Fr.	Pleasant Hill, Calif./College Park HS
22	Nick Walsh	INF	6-0	190	S/R	Fr.	Pleasanton, Calif./Chabot
23	AC Cabrera	RHP	6-0	225	R/R	Sr.	Morgan Hill, Calif./Archbishop Mitty HS
24	Garrett Johnston	RHP	6-4	225	R/R	Fr.	Trabuco Canyon, Calif./Orange Coast
25	Brendan Burke	C	6-0	205	R/R	So.	Phoenix, Ariz./Desert Vista HS
26	Jayden Garrison	OF	5-11	185	R/R	Fr.	Phoenix, Ariz./Desert Vista HS
27	Cal Amborn	RHP	6-4	210	R/R	RS-Jr.	Larkspur, Calif./Archie Williams HS
28	Jake Andreas	RHP	6-3	205	R/R	Fr.	Saint George, Utah/Dixie HS
29	Wyatt Davis	OF	6-2	205	L/R	Jr.	Petaluma, Calif./College of Marin
31	Jackson Thielen	LHP	6-2	190	L/L	Gr.	Eden Prairie, Minn./Gustavus Adolphus
32	Trevor Busby	INF/RHP	6-2	215	L/R	Fr.	Yucaipa, Calif./Yucaipa HS
33	Jake Hiromoto	INF	6-2	200	R/R	Fr.	Honolulu, Hawaii/Punahou HS
34	Alex Gomez	RHP	6-2	220	R/R	Jr.	San Leandro, Calif./Laney
35	Kai Yovanovich	RHP	6-3	215	R/R	Gr.	Richmond, Calif./Laney
36	Chris Byhre	RHP	6-0	205	R/R	Gr.	Waukesha, Wis./Omaha/Madison/Eastern Ky.
37	Brady Luyben	C	5-10	195	R/R	Fr.	Murrieta, Calif./Vista Murrieta HS
38	Gino Rossi	RHP	6-3	205	R/R	Fr.	Pinole, Calif./College of San Mateo
39	Alan Gonzalez	RHP	6-2	210	R/R	Fr.	Salinas, Calif./Palma HS
40	Gabriel Barrett	RHP	6-0	210	R/R	Sr.	Mountain View, Calif./Mountain View HS
48	Jackson Nystrom	OF	5-11	195	R/R	RS-So.	Livermore, Calif./Ohlone
50	Trevor Harmon	INF	6-2	205	R/R	Jr.	Pleasanton, Calif./Foothill HS
52	Wesley Harwell	RHP	6-3	195	R/R	So.	Mountain View, Calif./Mountain View HS
83	Zack Ramppen	C	5-9	200	R/R	Sr.	New Canaan, Conn./West Virginia

ALPHABETICAL

No.	Name	Pos.
27	Cal Amborn	RHP
28	Jake Andreas	RHP
18	Nick Bacura	RHP
40	Gabriel Barrett	RHP
4	Matteo Bellisimo	INF
25	Brendan Burke	C
32	Trevor Busby	INF/RHP
36	Chris Byhre	RHP
23	AC Cabrera	RHP
29	Wyatt Davis	OF
5	Eddison Esquivel	OF/DH
26	Jayden Garrison	OF
34	Alex Gomez	RHP
17	Thomas Gonzales	RHP
39	Alan Gonzalez	RHP
50	Trevor Harmon	INF
11	Tyler Harries	INF
52	Wesley Harwell	RHP
33	Jake Hiromoto	INF
13	Hunter Holzemer	LHP
24	Garrett Johnston	RHP
2	Myles Kallinger	OF
1	Isaiah Landry	OF
6	Jordan Lewis	INF
7	Jared Lewis	OF
20	Gauge Lockhart	RHP
37	Brady Luyben	C
3	Zach Nagy	INF
8	Magnus Nelson	RHP
48	Jackson Nystrom	OF
9	Quentin Pohorski	RHP
83	Zack Ramppen	C
12	TJ Rogers	INF
38	Gino Rossi	RHP
31	Jackson Thielen	LHP
16	Adrian Valdez	RHP
21	Tino Vasell	INF
22	Nick Walsh	INF
14	Braden Wellen	RHP
15	Paul Wheeler	LHP
35	Kai Yovanovich	RHP

COACHING STAFF:

Head Coach: Rob DiToma (Fourth Season, Mercy '05)
 Assistant Coaches: Erik Suplee (Fourth Season), Jon Garvey (Second Season), Cameron Rowland (First Season)
 Director of Pitching Development and Analytics: Eric Ma (Second Season)
 Director of Recruiting: Tyler McPherson (First Season)
 Director of Operations: Matt Woods (Second Season)

PRONUNCIATION GUIDE

PLAYERS

2.	Myles Kallinger	Miles Cal-en-jer
4.	Matteo Bellisimo	Mah-tay-oh Belliss-ee-moh
9.	Quentin Pohorski	Puh-hor-skee
11.	Tyler Harries	Hair-eez
13.	Hunter Holzemer	Holez-mur
14.	Braden Wellen	BRAY-den Well-en
18.	Nick Bacura	BAH-kerr-AH
20.	Gauge Lockhart	Gage
21.	Tino Vasell	Vah-sell
28.	Jake Andreas	An-DREE-ahs
31.	Jackson Thielen	THEE-len
32.	Trevor Busby	Buzz-BEE
33.	Jake Hiromoto	Hear-ah-MOH-toe
35.	Kai Yovanovich	Yo-von-oh-vitch
36.	Chris Byhre	Bye-REE
37.	Brady Luyben	LIE-ben
38.	Gino Rossi	GEE-no ROSS-ee
48.	Jackson Nystrom	Nigh-strum
52.	Wesley Harwell	Wes-lee Har-well
83.	Zack Ramppen	Ramp-en



Audible pronunciations are available at usfdons.com/sports/baseball/roster or by scanning the QR code.

COACHES/STAFF

Rob DiToma	Deh-TOE-mah
Erik Suplee	Soo-PLIE
Jon Garvey	Garr-VEE

BY STATE

ARIZONA		
Brendan Burke	Phoenix
Jayden Garrison	Phoenix
CALIFORNIA		
Cal Amborn	Larkspur
Nick Bacura	Manhattan Beach
Gabriel Barrett	Mountain View
Matteo Bellisimo	Mill Valley
Trevor Busby	Yucaipa
AC Cabrera	Morgan Hill
Wyatt Davis	Petaluma
Alex Gomez	San Leandro
Thomas Gonzales	Laguna Beach
Alan Gonzalez	Salinas
Trevor Harmon	Pleasanton
Wesley Harwell	Mountain View
Garrett Johnston	Trabuco Canyon
Myles Kallinger	Agoura Hills
Isaiah Landry	Richmond
Jared Lewis	Roseville
Jordan Lewis	Roseville
Brady Luyben	Murrieta
Zach Nagy	Simi Valley
Jackson Nystrom	Livermore
Quentin Pohorski	San Jose
Gino Rossi	Pinole
Adrian Valdez	Newark
Tino Vasell	Pleasant Hill
Nick Walsh	Pleasanton
CONNECTICUT		
Zack Ramppen	New Canaan
NEVADA		
TJ Rogers	Sparks
TEXAS		
Magnus Nelson	Austin
HAWAII		
Jake Hiromoto	Honolulu
MINNESOTA		
Jackson Thielen	Eden Prairie
WASHINGTON		
Tyler Harries	Federal Way
WISCONSIN		
Chris Byhre	Waukesha
UTAH		
Jake Andreas	Saint George

BY CLASSIFICATION

GRADUATE STUDENTS (7)		
Nick Bacura	RHP
Chris Byhre	RHP
Quentin Pohorski	RHP
TJ Rogers	INF
Gauge Lockhart	RHP
Jackson Thielen	LHP
Kai Yovanovich	RHP
SENIORS (8)		
Matteo Bellisimo	INF
Jordan Lewis	OF
Tyler Harries	INF
Hunter Holzemer	LHP
Nick Walsh	INF
AC Cabrera	RHP
Gabriel Barrett	RHP
Zack Ramppen	C
JUNIORS (12)		
Isaiah Landry	OF
Myles Kallinger	OF
Jared Lewis	INF
Magnus Nelson	RHP
Braden Wellen	RHP
Adrian Valdez	RHP
Garrett Johnston	RHP
SOPHOMORES (5)		
Eddison Esquivel	DH/OF
Paul Wheeler	LHP
Brendan Burke	C
Wesley Harwell	RHP
Jackson Nystrom	OF
FRESHMAN (9)		
Zach Nagy	INF
Thomas Gonzales	RHP
Tino Vasell	INF
Jayden Garrison	OF
Jake Andreas	RHP
Trevor Busby	INF/RHP
Jake Hiromoto	INF
Brady Luyben	INF
Alan Gonzalez	RHP



ROB DITOMA

HEAD COACH | FOURTH SEASON AT SAN FRANCISCO | SEVENTH OVERALL

CAREER HIGHLIGHTS AT SAN FRANCISCO:

Rob DiToma was named the fifth head coach of the University of San Francisco baseball program on June 15, 2022, after spending the previous three seasons at FDU, where he was head coach of the Knights since June 2019.

San Francisco finished the 2025 season with a 26-30 record and posted nine conference victories as DiToma led the program to its first West Coast Conference Tournament appearance since 2022.

The Dons earned their most series wins in the DiToma era, recording seven throughout the campaign, with four coming during conference play. Earned series wins over Santa Clara, Saint Mary's, Pepperdine, and Portland. The victory over Portland helped solidify the program's spot in the conference tournament in Las Vegas, Nev.

Five players earned All-WCC recognition: Patrick Keighran (All-WCC First Team), TJ Rogers (All-WCC Second Team), Eddison Esquivel (All-WCC Honorable Mention + All-Freshman Team), Aidan Risse (All-WCC Honorable Mention), and Lance Santerre (All-WCC Honorable Mention). Esquivel was also named to the 2025 ABCA/Rawlings All-West Region Second Team and earned WCC Freshman of the Week a league-leading three times.

The Dons also posted a new single-season home run record, recording 66 in 56 games. Keighran and Esquivel led the team with 12 apiece, while 16 of the 19 players to have a plate appearance totaled at least one long ball.

Overall, the offense ranked fifth in the WCC in batting average (.266), hits (490), and doubles (95), third in triples (11) and home runs (66), fourth in RBI (318) and slugging percentage (.437), and walks (223).

The 2024 season saw growth in the program, as the team posted 21 wins, highlighted by victories over Creighton, Minnesota, and San Jose State.

The Dons' pitching staff highlighted the season as the team ranked third in the West Coast Conference with a 4.75 earned-run average. Joe Soberon led the team and ranked second in the WCC in ERA (3.20), sixth in opposing batting average (.233), fifth in innings pitched (78.2) and eighth in strikeouts (67). Gabriel Barrett posted a team-leading nine saves, second most in the league.

Two players earned conference honors with Soberon earning All-WCC Second Team recognition and Myles Kallinger was named to the All-Freshman Team.

In year one leading the Dons, DiToma guided USF to 18 wins and a 14-12 record at home at Benedetti Diamond. The mark included three wins on opening weekend against Pac-12 opponent Utah as well as a home sweep of Villanova. Additionally, the Dons also tallied a huge road victory over then-ranked No. 20 Washington State in Pullman on March 15, 2023.

Overall, San Francisco led the West Coast Conference in stolen bases (74) for the third straight season as DiToma continued the trend of utilizing the base paths as a staple of the team's offense.

Notably, Harris Williams III led the conference in stolen bases with 22 on the year.

Under DiToma's leadership, Mario DeMera was named All-WCC First Team, Williams III was named to the All-WCC Second Team, and right-handed pitcher Gabriel Barrett was named to the All-WCC Freshman Team.

OTHER CAREER NOTABLES:

Before his time at FDU, DiToma spent six years at Fordham University, where he served as the associate head coach for his last two seasons with the Rams. In 2019, DiToma helped guide Fordham to an Atlantic 10 Championship and back to the NCAA Tournament for the first time since 1998.

Overall, DiToma's offensive philosophies on the base paths proved to be top-notch, as the Rams led the nation in stolen bases for two straight seasons. In addition to his role as associate head coach, DiToma was a successful recruiting coordinator for the Rams.

DiToma's efforts landed perennial award-winning talent, including 2018 A-10 Rookie of the Year Jake MacKenzie.

DiToma also spent four years at Iona College before his first head coaching opportunity at FDU, where he served as the team's hitting instructor and recruiting coordinator. In four seasons with the Gaels, DiToma guided Iona's offense to some of its most productive seasons in the last decade.

In 2010, the Gaels posted their highest batting average and slugging percentage while also scoring the most runs in their previous 10 seasons. Notably, four of his hitters from that team received All-MAAC honors, including three first-team honorees.

Before his four-year stint at Iona, DiToma coached for one season each at both Siena and Temple.

PERSONAL HIGHLIGHTS:

DiToma's playing career included four years at Mercy College, where he was the starting second baseman and was elected team captain during his senior year. As a junior, he batted .309 and was named an All-NYCAC selection.

OTHER NOTABLES:

DiToma graduated from Mercy College in 2005 and went on to earn a master's degree in physical education from Manhattanville College in 2007, where he helped guide his team to the 2007 Skyline Conference Championship.

DITOMA COACHING FILES:

Coaching Career:

San Francisco: Head Coach (2022-Pres.)
 Fairleigh Dickinson: Head Coach (2020-22)
 Fordham: Assistant Coach (2014-19)
 Iona: Assistant Coach (2010-13)
 Siena: Assistant Coach (2009)
 Temple: Assistant Coach (2008)
 Manhattanville: Assistant Coach (2006-07)

YEARLY OVERALL RECORDS:

Year	School	Record
2020	FDU	4-9 (.308)
2021	FDU	9-28 (.243)
2022	FDU	24-30 (.444)
2023	San Francisco	18-29 (.383)
2024	San Francisco	21-34 (.382)
2025	San Francisco	26-30 (.464)
2026	San Francisco	22-24 (.489)

School	W	L	Pct.
Fairleigh Dickinson	37	67	.356
San Francisco	87	117	.426
Overall	124	184	.403

RECORD VS. 2026 OPPONENTS:

Opponent	W	L	Pct.
Western Illinois	3	0	1.000
UC Davis	4	2	.667
San Jose State	7	6	.538
California Baptist	1	4	.200
UMass Lowell	2	2	.500
UC Riverside	2	2	.500
Sacramento State	2	5	.286
Santa Clara	5	7	.417
Nevada	3	6	.333
Seattle U	4	0	1.000
LMU	3	9	.250
California	1	5	.167
San Diego	2	10	.167
Portland	4	8	.333
Pacific	6	6	.500
Pepperdine	6	6	.500
Stanford	0	1	.000
Gonzaga	0	9	.000
Saint Mary's	4	6	.400
Overall	59	94	.386





20 GAUGE LOCKHART (2-2, 4.35 ERA)

GRADUATE STUDENT | RIGHT-HANDED PITCHER | DELTO, COLO. | BROWN/COLORADO MESA

2025 (SENIOR at Colorado Mesa): Recorded an 8-1 record on the mound while making 14 appearances with 10 starts ... Registered a 5.77 earned-run average and struck out 47 batters in 53.0 innings pitched ... Pitched four or more innings eight times, highlighted by back-to-back six-inning outings against MSU Billings (Feb. 27) and N.M. Highlands (Mar. 8) ... Totaled five or more strikeouts in a game four times, including a season-best six against Adams State (Apr. 4) Helped guide the nationally ranked program to a 42-14 overall record, an RMAC Tournament title, and an appearance in the NCAA Division II Regional.

2024 (JUNIOR at Colorado Mesa): Appeared in one game out of the bullpen ... Pitched one inning and allowed three runs on two hits and one walk against Colorado School of Mines (Mar. 18).

2022 (SOPHOMORE at Brown): Made eight appearances out of the bullpen ... Recorded eight strikeouts over 11.1 innings ... Tossed a scoreless inning at South Florida (Mar. 5).

2021 (FRESHMAN at Brown): Season was canceled due to the COVID-19 pandemic.

SEASON HIGHS		
Innings Pitched	6.1	at Portland (4/18/26)
Hits	9	at Pepperdine (5/2/26)
Runs	5 (2x)	Last: vs. San Diego (4/11/26)
Earned Runs	5	vs. San Diego (4/11/26)
Walks	5	vs. California Baptist (2/28/26)
Strikeouts	8	at LMU (4/3/26)
Home Runs	1 (3x)	Last: vs. Pacific (4/25/26)

SEASON LOWS		
Innings Pitched	0.0	vs. UMass Lowell (3/7/26)
Hits	1 (2x)	Last: at UC Riverside (3/14/26)
Runs	0 (2x)	Last: vs. Santa Clara (3/21/26)
Earned Runs	0 (2x)	Last: vs. Santa Clara (3/21/26)
Walks	1 (3x)	Last: at Pepperdine (5/2/26)
Strikeouts	0 (2x)	Last: at Pepperdine (5/2/26)
Home Runs	0 (9x)	Last: at Pepperdine (5/2/26)

SEASON PITCHING STATISTICS

Date	Opponent	W/L	IP	H	R	ER	BB	SO	2B	3B	HR	WP	BK	HBP	BF	NP	SCORE	W	L	SV	G-ERA	S-ERA
2/14	vs. Western Illinois	W	3.2	2	3	2	1	5	0	0	0	1	0	1	15	--	10-6	0	0	0	4.91	4.91
2/22	vs. San Jose State	W	4.1	3	2	2	2	2	2	0	0	1	0	1	19	--	9-3	0	0	0	4.15	4.50
2/28	vs. CBU	W	4.0	1	0	0	5	3	0	0	0	0	0	0	18	--	3-2	0	0	0	0.00	3.00
3/7	vs. UMass Lowell	L	0.0	2	5	4	3	0	0	0	0	0	0	0	6	--	7-18	0	1	0	99.00	6.00
3/14	at UC Riverside	W	4.0	1	2	2	3	3	0	0	0	0	0	2	16	--	6-4	0	0	0	4.50	5.63
3/21	vs. Santa Clara	W	5.0	3	0	0	2	3	0	0	0	0	0	0	20	--	2-1	1	0	0	0.00	4.29
3/28	vs. Seattle U	W	4.0	4	2	2	3	5	0	0	1	0	1	1	18	--	6-5	0	0	0	4.50	4.32
4/3	at LMU	W	4.1	3	4	3	2	8	1	0	0	0	0	2	19	--	6-4	0	0	0	6.23	4.60
4/11	vs. San Diego	W	5.0	5	5	5	4	4	2	0	1	0	0	1	0	--	7-5	0	0	0	9.00	5.24
4/18	at Portland	W	6.1	2	1	1	2	4	0	0	0	0	0	1	0	--	5-4	0	0	0	1.42	4.65
4/25	vs. Pacific	W	6.0	3	1	1	1	4	0	0	1	0	0	0	0	--	5-3	1	0	0	1.50	4.24
5/2	at Pepperdine	L	5.0	9	3	3	1	0	2	0	0	0	0	1	0	--	0-4	0	1	0	5.40	4.35
5/8	vs. Gonzaga	--	--	--	--	--	--	--	--	--	--	--	--	--	--	--	--	--	--	--	--	--
Totals		W/L	IP	H	R	ER	BB	SO	2B	3B	HR	WP	BK	HBP	BF	NP	SCORE	W	L	SV	G-ERA	S-ERA
		--	51.2	38	28	25	29	41	7	0	3	2	1	10	0	--	66-59	2	2	0	--	4.35


CAREER YEAR-BY-YEAR PITCHING STATISTICS

Year	ERA	W	L	APP	GS	CG	SHO	SV	IP	H	R	ER	BB	SO	2B	3B	HR	BF	BAVG	WP	HBP	BK	SFA	SHA
2021^	--	--	--	--	--	--	--	--	--	--	--	--	--	--	--	--	--	--	--	--	--	--	--	--
2022^	7.94	0	2	8	0	0	0	0	11.1	18	15	10	14	8	2	1	0	70	.346	8	3	0	1	0
2024^	27.00	0	0	1	0	0	0	0	1.0	2	3	3	1	0	1	0	1	6	.400	0	0	0	0	0
2025^	5.77	8	1	14	10	0	0	0	53.0	48	37	34	35	47	8	1	4	247	.244	4	12	2	2	1
2026	4.35	2	2	12	12	0	0	0	51.2	38	28	25	29	41	7	0	3	225	.208	2	10	1	2	0
Totals	ERA	W	L	APP	GS	CG	SHO	SV	IP	H	R	ER	BB	SO	2B	3B	HR	BF	BAVG	WP	HBP	BK	SFA	SHA
1 Yr.*	4.35	2	2	12	12	0	0	0	51.2	38	28	25	29	41	7	0	3	225	.208	2	10	1	2	0

^ Played at Brown for two seasons (2021 + 2022) and two seasons at Colorado Mesa (2024 + 2025)

* Did not compete in 2023

* San Francisco career statistics only



16 ADRIAN VALDEZ (4-4, 4.09 ERA)

JUNIOR | RIGHT-HANDED PITCHER | NEWARK, CALIF. | WEST VALLEY COLLEGE

2025 (SOPHOMORE at West Valley College): Appeared in 16 games, earning the start in every contest ... Pitched an impressive 82.1 innings, second most on the team, and compiled a 3.83 earned-run average ... Posted an 8-3 record on the mound ... Allowed 35 earned runs on 71 hits and struck out 66 batters ... Recorded a season-high eight strikeouts in a 20-4 victory over Gavilan (Mar. 25) ... Was named First Team All-Conference and Second Team All-Region ... Helped guide the team to a 40-13 overall record and a second straight appearance in the 3C2A Baseball State Championship.

2024 (FRESHMAN at West Valley College): Finished the season with a 4.28 earned-run average while posting a 4-1 record, allowing 32 earned runs in 67.1 innings pitched ... Appeared in 20 games, third most on the team, with seven starts ... Earned his first-career victory on the mound, totaling three strikeouts and allowing one run in four innings pitched in a 10-2 decision against America River (Jan. 27) ... Accumulated 52 strikeouts, highlighted by a season-best six in five innings pitched at Gavilan (Mar. 19).

SEASON HIGHS		
Innings Pitched	6.0	vs. UMass Lowell (3/9/26)
Hits	9	at UC Riverside (3/15/26)
Runs	5 (2x)	Last: at LMU (4/4/26)
Earned Runs	4 (2x)	at Portland (4/18/26)
Walks	3 (2x)	Last: vs. Pacific (4/26/26)
Strikeouts	5 (2x)	Last: vs. California Baptist (3/1/26)
Home Runs	1 (2x)	Last: vs. Seattle U (3/29/26)

SEASON LOWS		
Innings Pitched	2.0	vs. Pacific (4/26/26)
Hits	3 (4x)	Last: vs. Seattle U (3/29/26)
Runs	0	at Pepperdine (5/3/26)
Earned Runs	0	at Pepperdine (5/3/26)
Walks	0 (5x)	Last: at Pepperdine (5/3/26)
Strikeouts	0	vs. Pacific (4/26/26)
Home Runs	0 (10x)	Last: at Pepperdine (5/3/26)

SEASON PITCHING STATISTICS

Date	Opponent	W/L	IP	H	R	ER	BB	SO	2B	3B	HR	WP	BK	HBP	BF	NP	SCORE	W	L	SV	G-ERA	S-ERA
2/14	vs. Western Illinois	W	4.0	6	1	1	0	4	0	0	0	0	0	0	16	--	5-4	0	0	0	2.25	2.25
2/21	at San Jose State	L	4.0	3	3	3	3	5	0	1	0	0	0	0	18	--	3-7	0	1	0	6.75	4.50
3/1	vs. CBU	L	5.0	3	2	1	1	5	1	0	0	0	0	1	18	--	1-2	0	1	0	1.80	3.46
3/9	vs. UMass Lowell	W	6.0	3	2	2	2	2	2	0	0	0	0	0	22	--	8-2	1	0	0	3.00	3.32
3/15	at UC Riverside	L	4.0	9	5	3	0	1	0	0	1	1	0	0	21	--	5-6	0	0	0	6.75	3.91
3/22	vs. Santa Clara	W	5.0	4	1	1	0	3	1	0	0	0	0	1	19	--	6-5	1	0	0	1.80	3.54
3/29	vs. Seattle U	W	4.0	3	3	1	2	2	0	0	1	0	0	0	18	--	8-5	0	0	0	2.25	3.38
4/4	at LMU	L	3.1	7	5	4	2	2	2	0	0	0	0	1	19	--	7-10	0	0	0	10.80	4.08
4/12	vs. San Diego	W	5.0	6	1	1	0	1	3	0	0	0	0	1	0	--	6-1	1	0	0	1.80	3.79
4/19	at Portland	L	3.1	5	4	4	1	3	1	0	0	0	0	1	0	--	0-11	0	1	0	10.80	4.33
4/26	vs. Pacific	L	2.0	4	3	2	3	0	2	0	0	1	0	1	0	--	2-8	0	1	0	9.00	4.53
5/3	at Pepperdine	W	5.0	4	0	0	0	2	0	0	0	0	0	0	0	--	2-0	1	0	0	0.00	4.09
5/9	vs. Gonzaga	--	--	--	--	--	--	--	--	--	--	--	--	--	--	--	--	--	--	--	--	--
Totals		W/L	IP	H	R	ER	BB	SO	2B	3B	HR	WP	BK	HBP	BF	NP	SCORE	W	L	SV	G-ERA	S-ERA
		--	50.2	57	30	23	14	30	12	1	2	2	0	6	0	--	53-61	4	4	0	--	4.09

CAREER YEAR-BY-YEAR PITCHING STATISTICS

Year	ERA	W	L	APP	GS	CG	SHO	SV	IP	H	R	ER	BB	SO	2B	3B	HR	BF	BAVG	WP	HBP	BK	SFA	SHA
2024^	4.28	4	1	20	7	0	0	0	67.1	82	33	32	21	52	--	--	--	--	--	--	--	--	--	--
2025^	3.83	8	3	16	16	0	0	0	82.1	71	46	35	25	66	--	--	--	--	--	--	--	--	--	--
2026	4.09	4	4	12	12	0	0	0	50.2	57	30	23	14	30	12	1	2	220	.295	2	6	0	6	1
Totals	ERA	W	L	APP	GS	CG	SHO	SV	IP	H	R	ER	BB	SO	2B	3B	HR	BF	BAVG	WP	HBP	BK	SFA	SHA
1 Yr.*	4.09	4	4	12	12	0	0	0	50.2	57	30	23	14	30	12	1	2	220	.295	2	6	0	6	1

^ Played at West Valley College for two seasons (2024 + 2025)
 * San Francisco career statistics only



TBD (0-0, 0.00 ERA)
 --|--|--

SEASON HIGHS		
Innings Pitched	--	--
Hits	--	--
Runs	--	--
Earned Runs	--	--
Walks	--	--
Strikeouts	--	--
Home Runs	--	--

SEASON LOWS		
Innings Pitched	--	--
Hits	--	--
Runs	--	--
Earned Runs	--	--
Walks	--	--
Strikeouts	--	--
Home Runs	--	--

SEASON PITCHING STATISTICS

Date	Opponent	W/L	IP	H	R	ER	BB	SO	2B	3B	HR	WP	BK	HBP	BF	NP	SCORE	W	L	SV	G-ERA	S-ERA	
5/10	vs. Gonzaga	--	--	--	--	--	--	--	--	--	--	--	--	--	--	--	--	--	--	--	--	--	--
Totals		W/L	IP	H	R	ER	BB	SO	2B	3B	HR	WP	BK	HBP	BF	NP	SCORE	W	L	SV	G-ERA	S-ERA	
		--	--	--	--	--	--	--	--	--	--	--	--	--	--	--	--	--	--	--	--	--	--

CAREER YEAR-BY-YEAR PITCHING STATISTICS

Year	ERA	W	L	APP	GS	CG	SHO	SV	IP	H	R	ER	BB	SO	2B	3B	HR	BF	BAVG	WP	HBP	BK	SFA	SHA
2026	--	--	--	--	--	--	--	--	--	--	--	--	--	--	--	--	--	--	--	--	--	--	--	--
Totals	ERA	W	L	APP	GS	CG	SHO	SV	IP	H	R	ER	BB	SO	2B	3B	HR	BF	BAVG	WP	HBP	BK	SFA	SHA
--*	--	--	--	--	--	--	--	--	--	--	--	--	--	--	--	--	--	--	--	--	--	--	--	--

* San Francisco career statistics only

#1 ISIAH LANDRY

Junior | OF | Richmond, Calif. | Alabama State

AVG	OPS	GP-GS	AB	R	H	2B	3B	HR	RBI	TB	SLG%	BB	HBP	SO	GDP	OB%	SF	SH	SB-ATT
.250	.762	28 - 27	96	11	24	8	1	2	14	40	.417	9	5	26	2	.345	0	1	3 - 3

LAST SERIES AT PEP: 0-4

LAST THREE GAMES:	POS.	AB	R	H	RBI	BB	SO
4/26/26 vs. San Jose State	LF	2	0	0	0	2	1
5/2/26 at Pepperdine	LF	4	0	0	0	0	0
5/6/26 at Stanford	LF	3	1	2	2	2	0

2026 HIGHLIGHTS: Recorded a hit, one RBI, and a walk in one appearance in left field against Western Illinois (Feb. 14) ... Registered one double and two RBI in two games against San Jose State (Feb. 21-22).

#2 MYLES KALLINGER

Junior | OF | Agoura Hills, Calif. | Agoura High School

AVG	OPS	GP-GS	AB	R	H	2B	3B	HR	RBI	TB	SLG%	BB	HBP	SO	GDP	OB%	SF	SH	SB-ATT
.273	.814	25 - 15	66	13	18	4	2	2	11	32	.485	6	0	17	2	.329	1	2	5 - 6

LAST SERIES AT PEP: 1-9, R, BB, 2 K

LAST THREE GAMES:	POS.	AB	R	H	RBI	BB	SO
4/26/26 vs. Pacific	LF	4	0	1	0	1	1
5/1/26 at Pepperdine	LF	6	1	1	0	0	1
5/3/26 at Pepperdine	LF	3	0	0	0	1	1

2026 HIGHLIGHTS: Stole a career-best two bases and scored a run against Western Illinois (Feb. 14) ... Recorded his second-career grand slam while totaling five RBI in the win over UC Riverside (Mar. 14) ... Matched a career-high in hits with three at LMU (Apr. 3).

#3 ZACH NAGY

Freshman | INF | Simi Valley, Calif. | Royal High School

AVG	OPS	GP-GS	AB	R	H	2B	3B	HR	RBI	TB	SLG%	BB	HBP	SO	GDP	OB%	SF	SH	SB-ATT
.204	.469	19 - 13	49	4	10	1	0	0	5	11	.224	3	0	9	2	.245	1	1	1 - 2

LAST SERIES AT LMU: 1-7, 2 RBI, 2 K

LAST THREE GAMES:	POS.	AB	R	H	RBI	BB	SO
4/14/26 at Sacramento State	SS	3	0	0	0	0	0
4/22/26 at California	2B	3	0	1	0	0	0
4/28/26 vs. San Jose State	SS	3	0	2	0	0	0

2026 HIGHLIGHTS: Recorded his first-career base hit against Western Illinois (Feb. 14).

#4 MATTEO BELLISIMO

Senior | INF | Mill Valley, Calif. | College of Marin

AVG	OPS	GP-GS	AB	R	H	2B	3B	HR	RBI	TB	SLG%	BB	HBP	SO	GDP	OB%	SF	SH	SB-ATT
.176	.457	11 - 2	17	1	3	1	0	0	3	4	.235	1	0	6	0	.222	0	0	0 - 0

LAST SERIES VS. SU: 0-1, K

LAST THREE GAMES:	POS.	AB	R	H	RBI	BB	SO
3/28/26 vs. Seattle U	PH	1	0	0	0	0	1
4/6/26 vs. California	PH	1	0	0	0	0	1
5/6/26 at Stanford	PH	1	0	0	0	0	0

2026 HIGHLIGHTS: Recorded a hit, one RBI, and a walk in one appearance in left field against Western Illinois (Feb. 14) ... Recorded his first hit of the season against California Baptist (Mar. 1).

#5 EDDISON ESQUIVEL

Sophomore | OF/DH | Englewood, Colo. | Cherry Creek High School

AVG	OPS	GP-GS	AB	R	H	2B	3B	HR	RBI	TB	SLG%	BB	HBP	SO	GDP	OB%	SF	SH	SB-ATT
.264	.746	46 - 46	174	21	46	13	0	1	18	62	.356	26	10	42	3	.390	0	0	3 - 3

LAST SERIES AT PEP: 4-13, 2 R, 2B, 3 RBI

LAST THREE GAMES:	POS.	AB	R	H	RBI	BB	SO
5/2/26 at Pepperdine	RF	4	0	1	0	0	0
5/3/26 at Pepperdine	RF	4	0	1	0	0	0
5/6/26 at Stanford	DH	4	0	0	0	1	2

2026 HIGHLIGHTS: Recorded a multi-hit game, going two-for-four in the season opener against Western Illinois (Feb. 13) ... Went two-for-four at the plate with two RBI, and a walk against San Jose State (Feb. 22) ... Totaled 10 hits in 16 at-bats (.625) and scored four runs in the four-game series against UMass Lowell (Mar. 6-9).

#6 JARED LEWIS

Junior | INF | Roseville, Calif. | Santa Clara/San Jose State

AVG	OPS	GP-GS	AB	R	H	2B	3B	HR	RBI	TB	SLG%	BB	HBP	SO	GDP	OB%	SF	SH	SB-ATT
.200	.657	39 - 39	140	21	28	8	1	3	17	47	.336	22	4	51	2	.321	2	1	4 - 4

LAST SERIES AT PEP: 5-11, 2 R, RBI, BB, 2 K, SB

LAST THREE GAMES:	POS.	AB	R	H	RBI	BB	SO
5/2/26 at Pepperdine	2B	2	0	0	0	0	0
5/3/26 at Pepperdine	2B	4	0	2	1	1	1
5/6/26 at Stanford	2B	4	1	1	1	0	1

2026 HIGHLIGHTS: Batted .400 (two-for-five) and recorded three walks against Western Illinois (Feb. 13-14) ... Went two-for-four at the plate with two RBI and two runs scored against Seattle U (Mar. 27).

#7 JORDAN LEWIS

Senior | OF | Roseville, Calif. | Santa Clara

AVG	OPS	GP-GS	AB	R	H	2B	3B	HR	RBI	TB	SLG%	BB	HBP	SO	GDP	OB%	SF	SH	SB-ATT
.178	.527	19 - 13	45	5	8	1	0	0	2	9	.200	9	1	16	1	.327	0	1	2 - 3

LAST SERIES VS PAC: 0-0

LAST THREE GAMES:	POS.	AB	R	H	RBI	BB	SO
4/25/26 vs. Pacific	RF	0	0	0	0	0	0
4/28/26 vs. San Jose State	CF	2	0	1	0	1	0
5/6/26 at Stanford	RF	4	1	1	0	1	1

2026 HIGHLIGHTS: Went two-for-three, with a run, and a walk against Western Illinois (Feb. 13-14).

#11 TYLER HARRIES

Senior | INF | Federal Way, Wash. | Centralia College

AVG	OPS	GP-GS	AB	R	H	2B	3B	HR	RBI	TB	SLG%	BB	HBP	SO	GDP	OB%	SF	SH	SB-ATT
.229	.650	29 - 29	109	12	25	4	0	1	16	32	.294	17	5	26	1	.356	1	0	0 - 0

LAST SERIES AT PEP: 4-11, 2 RBI, BB, K

LAST THREE GAMES:	POS.	AB	R	H	RBI	BB	SO
5/1/26 at Pepperdine	3B	4	0	1	1	1	1
5/2/26 at Pepperdine	3B	3	0	1	0	0	0
5/3/26 at Pepperdine	3B	4	0	2	1	0	0

2026 HIGHLIGHTS: Recorded an RBI double in his lone plate appearance against Western Illinois (Feb. 14) ... Hit his first home run of the season, a solo shot over the left-field wall, against Seattle U (Mar. 28).

#12 TJ ROGERS

Graduate Student | INF | Sparks, Nev. | Austin Peay

AVG	OPS	GP-GS	AB	R	H	2B	3B	HR	RBI	TB	SLG%	BB	HBP	SO	GDP	OB%	SF	SH	SB-ATT
.256	.909	42 - 42	156	30	40	10	0	10	21	80	.513	30	6	58	1	.396	0	0	8 - 8

LAST SERIES AT PEP: 1-10, R, 3 BB, 6 K

LAST THREE GAMES:	POS.	AB	R	H	RBI	BB	SO
5/2/26 at Pepperdine	SS	4	0	0	0	0	3
5/3/26 at Pepperdine	SS	4	0	1	0	0	1
5/6/26 at Stanford	SS	4	0	1	0	1	3

2026 HIGHLIGHTS: Recorded two doubles and two walks against Western Illinois (Feb. 14) ... Hit two home runs and recorded three RBI against San Jose State (Feb. 20-22) ... Matched a career-high in home runs with two against Santa Clara (Mar. 21) ... Went a perfect three-for-three, with a double and a home run, and reached base safely in all five plate appearances against Seattle U (Mar. 29).

#21 TINO VASELL

Freshman | INF | Pleasant Hill, Calif. | College Park High School

AVG	OPS	GP-GS	AB	R	H	2B	3B	HR	RBI	TB	SLG%	BB	HBP	SO	GDP	OB%	SF	SH	SB-ATT
.258	.706	25 - 20	62	8	16	1	0	0	3	17	.274	16	3	24	2	.432	0	3	4 - 5

LAST SERIES AT PEP: 0-2, K

LAST THREE GAMES:	POS.	AB	R	H	RBI	BB	SO
4/22/26 at California	3B	4	0	2	0	0	2
5/2/26 at Pepperdine	2B	2	0	0	0	0	1
5/3/26 at Stanford	3B	2	1	0	0	1	1

2026 HIGHLIGHTS: Recorded two hits and stole two bases in two games against Western Illinois (Feb. 13-14) ... Recorded a season-high four walks in the series finale at UC Riverside (Mar. 15).

#22 NICK WALSH

Senior | INF | Pleasanton, Calif. | Chabot College

AVG	OPS	GP-GS	AB	R	H	2B	3B	HR	RBI	TB	SLG%	BB	HBP	SO	GDP	OB%	SF	SH	SB-ATT
.200	.633	12 - 1	10	3	2	1	0	0	0	3	.300	0	2	3	0	.333	0	0	0 - 0

LAST SERIES AT UCR: 0-0, R

LAST THREE GAMES:	POS.	AB	R	H	RBI	BB	SO
4/22/26 at California	PR/2B	0	1	0	0	0	0
4/28/26 vs. San Jose State	PH/2B	2	0	1	0	0	0
5/6/26 at Stanford	PH	0	0	0	0	0	0

2026 HIGHLIGHTS: Recorded his first hit of the season against California Baptist (Feb. 26).

#25 BRENDAN BURKE

Sophomore | C | Phoenix, Ariz. | Desert Vista High School

AVG	OPS	GP-GS	AB	R	H	2B	3B	HR	RBI	TB	SLG%	BB	HBP	SO	GDP	OB%	SF	SH	SB-ATT
.234	.650	33 - 28	107	8	25	5	0	2	13	36	.336	11	2	49	4	.314	1	0	1 - 1

LAST SERIES VS PAC: 1-1, 2B

LAST THREE GAMES:	POS.	AB	R	H	RBI	BB	SO
4/24/26 vs. Pacific	C	1	0	1	0	0	0
4/28/26 vs. San Jose State	C/1B	3	0	0	0	0	3
5/6/26 at Stanford	C	4	1	1	0	1	1

2026 HIGHLIGHTS: Appeared in all three games at first base and catcher and posted a .273 batting average with a double against Western Illinois (Feb. 13-14) ... Matched a career-high in hits with four and recorded two RBI in the extra-inning victory at San Jose State (Feb. 20) ... Hit his first home run of the season against California Baptist (Mar. 1).

#26 JAYDEN GARRISON

Freshman | OF | Phoenix, Ariz. | Desert Vista High School

AVG	OPS	GP-GS	AB	R	H	2B	3B	HR	RBI	TB	SLG%	BB	HBP	SO	GDP	OB%	SF	SH	SB-ATT
.200	.657	39 - 39	140	21	28	8	1	3	17	47	.336	22	4	51	2	.321	2	1	4 - 4

LAST SERIES AT PEP: 2-9, R, RBI, BB, HBP, 4 K

LAST THREE GAMES:	POS.	AB	R	H	RBI	BB	SO
5/2/26 at Pepperdine	CF	2	0	1	0	0	1
5/3/26 at Pepperdine	CF	3	1	0	0	1	2
5/6/26 at Stanford	CF	5	0	1	1	0	1

2026 HIGHLIGHTS: Batted leadoff in all three games and recorded his first-career hit in the season opener against Western Illinois (Feb. 13) ... Recorded his first-career home run in the series finale against San Jose State (Feb. 22) ... Hit his first-career walk-off home run in a 6-5 10-inning victory over Seattle U (Mar. 28).

#29 WYATT DAVIS

Junior | OF | Petaluma, Calif. | College of Marin

AVG	OPS	GP-GS	AB	R	H	2B	3B	HR	RBI	TB	SLG%	BB	HBP	SO	GDP	OB%	SF	SH	SB-ATT
.190	.541	22 - 17	58	7	11	2	0	1	12	16	.276	6	1	20	1	.265	3	0	1 - 1

LAST SERIES AT LMU: 0-1

LAST THREE GAMES:	POS.	AB	R	H	RBI	BB	SO
4/14/26 at Sacramento State	RF	2	0	0	0	0	2
4/22/26 at California	PH	1	0	1	0	0	0
4/28/26 vs. San Jose State	RF	1	0	0	0	1	1

2026 HIGHLIGHTS: Recorded his first Division I home run and accumulated five RBI in the three-game series against Western Illinois (Feb. 13-14).

#32 TREVOR BUSBY

Freshman | INF/RHP | Yucaipa, Calif. | Yucaipa High School

AVG	OPS	GP-GS	AB	R	H	2B	3B	HR	RBI	TB	SLG%	BB	HBP	SO	GDP	OB%	SF	SH	SB-ATT
.308	.770	5 - 3	13	1	4	2	0	0	2	6	.462	0	0	5	0	.308	0	0	0 - 0

LAST SERIES VS. UML: 1-1, 2B, RBI

LAST THREE GAMES:	POS.	AB	R	H	RBI	BB	SO
3/17/26 vs. Sacramento State	P/DH	4	1	1	0	0	1
4/22/26 at California	DH	5	0	1	1	0	2
4/28/26 vs. San Jose State	P/DH	3	0	1	0	0	2

2026 HIGHLIGHTS: Recorded his first-career hit, an RBI double, against UMass Lowell (Mar. 7).

#33 JAKE HIROMOTO

Freshman | INF | Honolulu, Hawaii | Punahou High School

AVG	OPS	GP-GS	AB	R	H	2B	3B	HR	RBI	TB	SLG%	BB	HBP	SO	GDP	OB%	SF	SH	SB-ATT
.000	.125	6 - 1	7	0	0	0	0	0	0	0	.000	0	1	6	0	.125	0	0	0 - 0

LAST SERIES AT UCR: 0-0

LAST THREE GAMES:	POS.	AB	R	H	RBI	BB	SO
3/24/26 at Nevada	PH/2B	1	0	0	0	0	1
4/14/26 at Sacramento State	PH/2B	1	0	0	0	0	1
4/28/26 vs. San Jose State	3B	3	0	0	0	0	2

2026 HIGHLIGHTS:

#37 BRADY LUYBEN

Freshman | C | Murrieta, Calif. | Vista Murrieta High School

AVG	OPS	GP-GS	AB	R	H	2B	3B	HR	RBI	TB	SLG%	BB	HBP	SO	GDP	OB%	SF	SH	SB-ATT
.167	.619	5 - 2	6	1	1	1	0	0	0	2	.333	1	0	1	0	.286	0	0	0 - 0

LAST SERIES VS. UML: 1-1, R, 2B

LAST THREE GAMES:	POS.	AB	R	H	RBI	BB	SO
4/6/26 vs. California	C	2	0	0	0	1	0
4/14/26 at Sacramento State	C	3	0	0	0	0	1
4/28/26 vs. San Jose State	C	0	0	0	0	0	0

2026 HIGHLIGHTS: Registered his first-career hit and run against UMass Lowell (Mar. 7).

#48 JACKSON NYSTROM

Senior | OF | Livermore, Calif. | Ohlone College

AVG	OPS	GP-GS	AB	R	H	2B	3B	HR	RBI	TB	SLG%	BB	HBP	SO	GDP	OB%	SF	SH	SB-ATT
.302	.888	29 - 25	86	15	26	4	0	4	22	42	.488	6	8	18	2	.400	0	0	0 - 0

LAST SERIES AT PEP: 3-12, 2 R, 2 2B, HR, 3 RBI, 4 K

LAST THREE GAMES:	POS.	AB	R	H	RBI	BB	SO
5/1/26 at Pepperdine	DH	4	2	1	3	0	1
5/2/26 at Pepperdine	DH	4	0	2	0	0	1
5/3/26 at Pepperdine	DH	4	0	0	0	0	2

2026 HIGHLIGHTS: Recorded his first-career home run, a three-run shot, in the win over Western Illinois (Feb. 14) ... Recorded a career-best four hits in five at-bats at LMU (Apr. 4) ... Hit his first-career grand slam in the win over San Diego (Apr. 11).

#50 TREVOR HARMON

Junior | INF/C | Pleasanton, Calif. | Foothill High School

AVG	OPS	GP-GS	AB	R	H	2B	3B	HR	RBI	TB	SLG%	BB	HBP	SO	GDP	OB%	SF	SH	SB-ATT
.281	.787	35 - 32	114	18	32	5	0	2	12	43	.377	15	10	28	3	.410	0	0	0 - 1

LAST SERIES AT PEP: 2-10, 3 R, 2B, RBI, BB, 2 HBP, 3 K

LAST THREE GAMES:	POS.	AB	R	H	RBI	BB	SO
5/2/26 at Pepperdine	1B	2	0	0	0	1	2
5/3/26 at Pepperdine	1B	3	1	0	0	0	0
5/6/26 at Stanford	1B	4	0	1	1	1	2

2026 HIGHLIGHTS: Went a perfect three-for-three at the plate and recorded an RBI against San Jose State (Feb. 22).

#83 ZACK RAMPEN

Senior | C | New Canaan, Conn. | West Virginia

AVG	OPS	GP-GS	AB	R	H	2B	3B	HR	RBI	TB	SLG%	BB	HBP	SO	GDP	OB%	SF	SH	SB-ATT
.302	.754	33 - 27	96	16	29	6	0	1	8	38	.396	4	5	18	6	.358	1	2	0 - 0

LAST SERIES AT PEP: 4-9, 2 HBP, 2 K

LAST THREE GAMES:	POS.	AB	R	H	RBI	BB	SO
5/1/26 at Pepperdine	C	4	0	3	0	0	0
5/2/26 at Pepperdine	C	2	0	0	0	0	1
5/3/26 at Pepperdine	C	3	0	2	0	0	1

2026 HIGHLIGHTS: Recorded one hit in four at-bats in the season opener against Western Illinois (Feb. 13) ... Recorded his first home run of the season in the series finale against Santa Clara (Mar. 22).

#8 MAGNUS NELSON

Junior | RHP | Austin, Texas | Westlake High School

ERA	WHIP	W-L	APP-GS	CG	SHO	SV	IP	H	R	ER	BB	SO	2B	3B	HR	AB	B/AVG	WP	HBP	BK	SFA	SHA
15.43	4.29	0-0	3-0	0	0-0	0	2.1	7	5	4	3	2	3	0	0	13	.538	2	1	0	0	0

LAST WIN: -- | LAST SAVE: -- | LAST HR ALLOWED: --

LAST THREE GAMES:	DEC.	IP	H	R	ER	BB	SO
4/6/26 vs. California	ND	1.0	2	2	2	1	1
4/22/26 at California	ND	1.0	2	1	0	1	0
4/28/26 vs. San Jose State	ND	0.1	3	2	2	1	1

2026 HIGHLIGHTS:

#9 QUENTIN POHORSKI

Graduate Student | RHP | San Jose, Calif. | West Valley College

ERA	WHIP	W-L	APP-GS	CG	SHO	SV	IP	H	R	ER	BB	SO	2B	3B	HR	AB	B/AVG	WP	HBP	BK	SFA	SHA
2.29	1.10	1-0	11-1	0	0-2	6	35.1	19	9	9	20	39	4	1	2	118	.161	2	1	0	0	5

LAST WIN: vs. San Diego (4/11/26) | LAST SAVE: at Pepperdine (5/3/26) | LAST HR ALLOWED: vs. Pacific (2/26/26)

LAST THREE GAMES:	DEC.	IP	H	R	ER	BB	SO
4/18/26 at Portland	S, 5	2.0	0	0	0	2	2
4/26/26 vs. Pacific	ND	4.1	3	3	3	2	5
5/3/26 at Pepperdine	S, 6	4.0	2	0	0	1	2

2026 HIGHLIGHTS: Pitched 4.0 out of the bullpen with six strikeouts to record the save against Western Illinois (Feb. 13) ... Earned his first-career start and pitched 4.0 innings, allowing two runs on two hits and striking out four in a no decision against UMass Lowell (Mar. 8) ... Earned his first win of the season with 3.0 scoreless innings and three strikeouts against San Diego (Apr. 11).

#13 HUNTER HOLZEMER

Senior | LHP | Highlands Ranch, Colo. | Thunder Ridge High School

ERA	WHIP	W-L	APP-GS	CG	SHO	SV	IP	H	R	ER	BB	SO	2B	3B	HR	AB	B/AVG	WP	HBP	BK	SFA	SHA
4.37	1.63	5-0	19-0	0	0-0	0	22.2	30	16	11	7	17	8	1	3	95	.316	0	4	2	2	1

LAST WIN: at Portland (4/18/26) | LAST SAVE: -- | LAST HR ALLOWED: at Pepperdine (5/1/26)

LAST THREE GAMES:	DEC.	IP	H	R	ER	BB	SO
4/25/26 vs. Pacific	ND	1.1	3	2	2	0	3
5/1/26 at Pepperdine	ND	1.0	2	2	2	0	0
5/6/26 at Stanford	ND	1.0	3	2	2	1	2

2026 HIGHLIGHTS: Picked up the win with 0.2 innings out of the bullpen against San Jose State (Feb. 22).

#14 BRADEN WELLEN

Junior | RHP | Aliso Viejo, Calif. | Golden West College

ERA	WHIP	W-L	APP-GS	CG	SHO	SV	IP	H	R	ER	BB	SO	2B	3B	HR	AB	B/AVG	WP	HBP	BK	SFA	SHA
12.54	2.46	0-1	9-0	0	0-0	0	9.1	12	13	13	11	11	3	1	2	39	.308	1	0	1	0	1

LAST WIN: -- | LAST SAVE: -- | LAST HR ALLOWED: vs. Sacramento State (3/17/26)

LAST THREE GAMES:	DEC.	IP	H	R	ER	BB	SO
3/24/26 at Nevada	ND	0.1	1	4	4	3	0
4/28/26 vs. San Jose State	ND	1.2	0	0	0	2	3
5/6/26 at Stanford	L, 1	0.2	3	3	3	1	1

2026 HIGHLIGHTS: Pitched two innings, his longest outing of the season, and allowed one run on two hits and recorded three strikeouts against UMass Lowell (Mar. 7).

#15 PAUL WHEELER

Sophomore | LHP | Los Altos, Calif. | UC Santa Barbara

ERA	WHIP	W-L	APP-GS	CG	SHO	SV	IP	H	R	ER	BB	SO	2B	3B	HR	AB	B/AVG	WP	HBP	BK	SFA	SHA
6.23	2.23	0 - 1	12 - 0	0	0 - 0	0	13.0	16	12	9	13	13	1	0	1	54	.296	0	5	0	0	1

LAST WIN: -- | **LAST SAVE:** -- | **LAST HR ALLOWED:** vs. California Baptist (2/26/26)

LAST THREE GAMES:	DEC.	IP	H	R	ER	BB	SO
4/14/26 at Sacramento State	ND	1.0	3	2	2	0	1
4/17/26 at Portland	ND	1.0	0	0	0	1	1
5/6/26 at Stanford	ND	0.1	1	0	0	0	0

2026 HIGHLIGHTS:

#16 ADRIAN VALDEZ

Junior | RHP | Newark, Calif. | West Valley College

ERA	WHIP	W-L	APP-GS	CG	SHO	SV	IP	H	R	ER	BB	SO	2B	3B	HR	AB	B/AVG	WP	HBP	BK	SFA	SHA
4.09	1.40	4 - 4	12 - 12	0	0 - 1	0	50.2	57	30	23	14	30	12	1	2	193	.295	2	6	0	6	1

LAST WIN: at Pepperdine (5/3/26) | **LAST SAVE:** -- | **LAST HR ALLOWED:** vs. Seattle U (3/29/26)

LAST THREE GAMES:	DEC.	IP	H	R	ER	BB	SO
4/19/26 at Portland	L, 3	3.1	5	4	4	1	3
4/26/26 vs. Pacific	L, 4	2.0	4	3	2	3	0
5/3/26 at Pepperdine	W, 4	5.0	4	0	0	0	2

2026 HIGHLIGHTS: Earned the start and pitched 4.0 innings and struck out four batters against Western Illinois (Feb. 14). ... Posted his first Division I victory on the mound with a six-inning, two-strikeout performance against UMass Lowell (Mar. 9) ... Pitched five scoreless innings and earned his fourth win of the season at Pepperdine (May 3).

#17 THOMAS GONZALES

Freshman | RHP | Laguna Beach, Calif. | Laguna Beach High School

ERA	WHIP	W-L	APP-GS	CG	SHO	SV	IP	H	R	ER	BB	SO	2B	3B	HR	AB	B/AVG	WP	HBP	BK	SFA	SHA
9.87	2.19	1 - 3	12 - 2	0	0 - 0	0	17.1	23	20	19	15	14	6	0	2	70	.329	1	2	1	0	1

LAST WIN: vs. Western Illinois (2/14/26) | **LAST SAVE:** -- | **LAST HR ALLOWED:** vs. San Jose State (4/28/26)

LAST THREE GAMES:	DEC.	IP	H	R	ER	BB	SO
4/14/26 at Sacramento State	ND	1.1	3	3	3	1	1
4/28/26 vs. San Jose State	ND	1.0	3	3	3	1	3
5/6/26 at Stanford	ND	0.1	1	1	1	0	0

2026 HIGHLIGHTS: Earned his first-career win on the mound in 2.0 innings out of the bullpen while recording four strikeouts in the win over Western Illinois (Feb. 14) ... Earned his first-career start against UC Davis (Feb. 18).

#18 NICK BACURA

Graduate Student | RHP | Manhattan Beach, Calif. | Santa Clara/San Francisco St.

ERA	WHIP	W-L	APP-GS	CG	SHO	SV	IP	H	R	ER	BB	SO	2B	3B	HR	AB	B/AVG	WP	HBP	BK	SFA	SHA
2.89	1.39	1 - 1	17 - 0	0	0 - 0	8	18.2	13	8	6	13	19	3	0	1	67	.194	2	2	0	1	0

LAST WIN: vs. Seattle U (3/28/26) | **LAST SAVE:** vs. Pacific (4/25/26) | **LAST HR ALLOWED:** at LMU (4/2/26)

LAST THREE GAMES:	DEC.	IP	H	R	ER	BB	SO
4/19/26 at Portland	ND	0.1	3	5	3	2	0
4/25/26 vs. Pacific	S, 8	1.0	0	0	0	1	1
5/1/26 at Pepperdine	ND	1.0	0	0	0	1	1

2026 HIGHLIGHTS: Pitched 1.0 inning and allowed one walk to earn his first save of the season against Western Illinois (Feb. 14) ... Earned the save in the 7-6 13-inning victory at San Jose State (Feb. 20) ... Posted his team-leading third save of the season against California Baptist (Feb. 28) ... Earned saves in back-to-back appearances during the three-game sweep of Santa Clara (Mar. 20-22) ... Recorded his first win of the season in a 6-5 extra-inning victory over Seattle U (Mar. 28) ... Was named WCC Pitcher of the Week (Apr. 13) ... Was named to the 2026 NCBWA Stopper of the Year Watch List (Apr. 23).

#20 GAUGE LOCKHART

Graduate Student | RHP | Delta, Colo. | Brown

ERA	WHIP	W-L	APP-GS	CG	SHO	SV	IP	H	R	ER	BB	SO	2B	3B	HR	AB	B/AVG	WP	HBP	BK	SFA	SHA
4.35	1.30	2 - 2	12 - 12	0	0 - 0	0	51.2	38	28	25	29	41	7	0	3	183	.208	2	10	1	3	0

LAST WIN: vs. Pacific (4/25/26) | LAST SAVE: -- | LAST HR ALLOWED: vs. Pacific (4/25/26)

LAST THREE GAMES:	DEC.	IP	H	R	ER	BB	SO
4/18/26 at Portland	ND	6.1	2	1	1	2	4
4/25/26 vs. Pacific	W, 2	6.0	3	1	1	1	4
5/2/26 at Pepperdine	L, 2	5.0	9	3	3	1	0

2026 HIGHLIGHTS: Earned the start and allowed three runs on two hits while striking out five batters in 3.2 innings against Western Illinois (Feb. 14) ... Earned his first win on the mound as a member of the green and gold, pitching 5.0 innings and allowing three hits and two walks against Santa Clara (Mar. 21) ... Matched a season-high with five strikeouts against Seattle U (Mar. 28) ... Recorded a career-best eight strikeouts at LMU (Apr. 3) ... Pitched a career-high 6.1 innings and recorded four strikeouts at Portland (Apr. 18).

#23 AC CABRERA

Senior | RHP | Morgan Hill, Calif. | Archbishop Mitty High School

ERA	WHIP	W-L	APP-GS	CG	SHO	SV	IP	H	R	ER	BB	SO	2B	3B	HR	AB	B/AVG	WP	HBP	BK	SFA	SHA
22.50	4.00	0-0	2-0	0	0-0	0	2.0	7	5	5	1	1	4	0	0	12	.583	4	2	0	0	0

LAST WIN: -- | LAST SAVE: -- | LAST HR ALLOWED: --

LAST THREE GAMES:	DEC.	IP	H	R	ER	BB	SO
2/26/26 vs. California Baptist	ND	1.0	4	3	3	1	0
3/7/26 vs. UMass Lowell	ND	1.0	3	2	2	0	1
--	--	--	--	--	--	--	--

2026 HIGHLIGHTS: Made his season debut and allowed three runs on four hits against California Baptist (Feb. 26).

#24 GARRETT JOHNSTON

Junior | RHP | Trabuco Canyon, Calif. | Orange Coast College

ERA	WHIP	W-L	APP-GS	CG	SHO	SV	IP	H	R	ER	BB	SO	2B	3B	HR	AB	B/AVG	WP	HBP	BK	SFA	SHA	
--	--	--	--	--	--	--	--	--	--	--	--	--	--	--	--	--	--	--	--	--	--	--	--

LAST WIN: -- | LAST SAVE: -- | LAST HR ALLOWED: --

LAST THREE GAMES:	DEC.	IP	H	R	ER	BB	SO
--	--	--	--	--	--	--	--
--	--	--	--	--	--	--	--
--	--	--	--	--	--	--	--

2026 HIGHLIGHTS: Will miss the entire season due to injury.

#27 CAL AMBORN

Redshirt Junior | RHP | Larkspur, Calif. | Archie Williams High School

ERA	WHIP	W-L	APP-GS	CG	SHO	SV	IP	H	R	ER	BB	SO	2B	3B	HR	AB	B/AVG	WP	HBP	BK	SFA	SHA
6.04	1.48	0 - 1	14 - 0	0	0 - 0	0	22.1	25	17	15	8	12	5	0	4	84	.298	2	1	0	2	3

LAST WIN: -- | LAST SAVE: -- | LAST HR ALLOWED: vs. Santa Clara (3/22/26)

LAST THREE GAMES:	DEC.	IP	H	R	ER	BB	SO
4/19/26 at Portland	ND	0.1	0	0	0	2	1
4/24/26 vs. Pacific	ND	3.1	4	3	3	2	0
5/6/26 at Stanford	ND	1.0	0	0	0	0	2

2026 HIGHLIGHTS: Pitched 1.0 inning and allowed one walk to earn his first save of the season against Western Illinois (Feb. 14) ... Earned the save in the 7-6 13-inning victory at San Jose State (Feb. 20).

#28 JAKE ANDREAS

Freshman | RHP | Saint George, Utah | Dixie High School

ERA	WHIP	W-L	APP-GS	CG	SHO	SV	IP	H	R	ER	BB	SO	2B	3B	HR	AB	B/AVG	WP	HBP	BK	SFA	SHA
9.56	1.81	1 - 2	12 - 1	0	0 - 0	0	16.0	22	18	17	7	12	6	0	4	69	.319	2	3	0	0	0

LAST WIN: vs. WIU (2/13/26) | LAST SAVE: -- | LAST HR ALLOWED: vs. Pacific (4/24/26)

LAST THREE GAMES:	DEC.	IP	H	R	ER	BB	SO
4/24/26 vs. Pacific	ND	2.0	1	1	1	1	0
4/28/26 vs. San Jose State	ND	1.0	1	0	0	0	1
5/6/26 at Stanford	ND	1.0	2	1	1	1	1

2026 HIGHLIGHTS: Earned his first-career victory in 2.1 innings out of the bullpen and recorded three strikeouts against Western Illinois (Feb. 14).

#31 JACKSON THIELEN

Graduate Student | LHP | Eden Prairie, Minn. | Gustavus Adolphus

ERA	WHIP	W-L	APP-GS	CG	SHO	SV	IP	H	R	ER	BB	SO	2B	3B	HR	AB	B/AVG	WP	HBP	BK	SFA	SHA
99.00	.00	0 - 0	1 - 0	0	0 - 0	0	0.0	0	3	3	3	0	0	0	0	0	.000	0	0	0	0	0

LAST WIN: -- | LAST SAVE: -- | LAST HR ALLOWED: --

LAST THREE GAMES:	DEC.	IP	H	R	ER	BB	SO
5/6/26 at Stanford	ND	0.0	0	3	3	3	0
--	--	--	--	--	--	--	--
--	--	--	--	--	--	--	--

2026 HIGHLIGHTS: Allowed three runs and three walks in his first appearance of the season at Stanford (May 6).

#32 TREVOR BUSBY

Freshman | INF/RHP | Yucaipa, Calif. | Yucaipa High School

ERA	WHIP	W-L	APP-GS	CG	SHO	SV	IP	H	R	ER	BB	SO	2B	3B	HR	AB	B/AVG	WP	HBP	BK	SFA	SHA
11.12	2.47	0 - 2	6 - 2	0	0 - 0	0	5.2	9	8	7	5	3	4	0	2	22	.409	1	1	0	2	0

LAST WIN: -- | LAST SAVE: -- | LAST HR ALLOWED: vs. San Jose State (4/28/26)

LAST THREE GAMES:	DEC.	IP	H	R	ER	BB	SO
4/6/26 vs. California	ND	0.2	2	1	0	0	0
4/24/26 vs. Pacific	ND	1.0	1	0	0	0	2
4/28/26 vs. San Jose State	L	1.0	3	4	4	1	0

2026 HIGHLIGHTS: Earned his first-career start on the mound against Sacramento State (Mar. 17) ... Recorded a season-high two strikeouts against Pacific (Apr. 24).

#34 ALEX GOMEZ

Junior | RHP | San Leandro, Calif. | Laney Junior College

ERA	WHIP	W-L	APP-GS	CG	SHO	SV	IP	H	R	ER	BB	SO	2B	3B	HR	AB	B/AVG	WP	HBP	BK	SFA	SHA
12.19	2.32	0 - 0	10 - 0	0	0 - 0	0	10.1	12	16	14	12	9	1	0	4	40	.300	3	1	0	2	1

LAST WIN: -- | LAST SAVE: -- | LAST HR ALLOWED: at Stanford (5/6/26)

LAST THREE GAMES:	DEC.	IP	H	R	ER	BB	SO
4/26/26 vs. Pacific	ND	1.0	0	0	0	1	1
4/28/26 vs. San Jose State	ND	0.1	2	3	3	1	1
5/6/26 at Stanford	ND	1.0	2	1	1	1	1

2026 HIGHLIGHTS:

#35 KAI YOVANOVICH

Graduate Student | RHP | Richmond, Calif. | Laney Junior College

ERA	WHIP	W-L	APP-GS	CG	SHO	SV	IP	H	R	ER	BB	SO	2B	3B	HR	AB	B/AVG	WP	HBP	BK	SFA	SHA
2.28	.93	4 - 0	16 - 0	0	0 - 0	1	23.2	13	6	6	9	24	2	0	1	78	.167	1	2	0	0	3

LAST WIN: at UC Riverside (3/14/26) | **LAST SAVE:** vs. Seattle U (3/29/26) | **LAST HR ALLOWED:** at LMU (4/4/26)

LAST THREE GAMES:	DEC.	IP	H	R	ER	BB	SO
4/19/26 at Portland	ND	2.0	2	2	2	2	0
4/25/26 vs. Pacific	ND	0.2	0	0	0	0	2
5/1/26 at Pepperdine	ND	1.0	1	0	0	0	0

2026 HIGHLIGHTS: Recorded a career-best five strikeouts and earned his second-career win at San Jose State (Feb. 20) ... Pitched two innings and allowed one hit to earn the win over California Baptist (Feb. 28) ... Recorded his third win on the mound, pitching 1.1 innings out of the bullpen in the win over UMass Lowell (Mar. 6) ... Earned his first-career save while striking out two in one inning against Seattle U (Mar. 29).

#36 CHRIS BYHRE

Graduate Student | RHP | Waukesha, Wis. | Omaha/Madison College/EKU

ERA	WHIP	W-L	APP-GS	CG	SHO	SV	IP	H	R	ER	BB	SO	2B	3B	HR	AB	B/AVG	WP	HBP	BK	SFA	SHA
5.93	1.61	1 - 0	10 - 0	0	0 - 0	0	13.2	18	9	9	4	11	3	1	0	55	.327	1	5	2	0	3

LAST WIN: vs. Seattle U (3/27/26) | **LAST SAVE:** -- | **LAST HR ALLOWED:** --

LAST THREE GAMES:	DEC.	IP	H	R	ER	BB	SO
4/22/26 at California	ND	1.0	0	0	0	0	0
4/26/26 vs. Pacific	ND	1.2	5	2	2	0	1
5/2/26 at Pepperdine	ND	1.2	5	1	1	1	0

2026 HIGHLIGHTS: Struck out the side in his third appearance on the mound against Santa Clara (Mar. 22) ... Pitched 2.2 innings and struck out two batters for his first win on the mound as a member of the green and gold against Seattle U (Mar. 27).

#38 GINO ROSSI

Junior | RHP | Pinole, Calif. | College of San Mateo

ERA	WHIP	W-L	APP-GS	CG	SHO	SV	IP	H	R	ER	BB	SO	2B	3B	HR	AB	B/AVG	WP	HBP	BK	SFA	SHA
9.39	2.09	0 - 1	9 - 0	0	0 - 0	0	7.2	12	8	8	4	7	2	0	1	36	.333	2	4	0	0	0

LAST WIN: -- | **LAST SAVE:** -- | **LAST HR ALLOWED:** vs. California Baptist (2/26/26)

LAST THREE GAMES:	DEC.	IP	H	R	ER	BB	SO
4/22/26 at California	ND	1.0	1	0	0	1	1
4/28/26 vs. San Jose State	ND	1.0	0	0	0	1	2
5/6/26 at Stanford	ND	1.0	1	0	0	0	0

2026 HIGHLIGHTS:

#39 ALAN GONZALEZ

Freshman | RHP | Salinas, Calif. | Palma High School

ERA	WHIP	W-L	APP-GS	CG	SHO	SV	IP	H	R	ER	BB	SO	2B	3B	HR	AB	B/AVG	WP	HBP	BK	SFA	SHA
4.86	1.38	0 - 1	15 - 4	0	0 - 0	0	16.2	16	11	9	7	14	7	0	1	62	.258	0	3	0	1	2

LAST WIN: -- | **LAST SAVE:** -- | **LAST HR ALLOWED:** at LMU (4/2/26)

LAST THREE GAMES:	DEC.	IP	H	R	ER	BB	SO
4/22/26 at California	ND	1.0	1	0	0	0	2
5/22/26 at Pepperdine	ND	1.1	1	0	0	0	1
5/6/26 at Stanford	ND	1.0	2	1	1	0	0

2026 HIGHLIGHTS: Recorded two strikeouts in 2.0 innings of work against Seattle U (Mar. 28) ... Earned his first-career start on the mound against California (Apr. 6).

#40 GABRIEL BARRETT

Senior | RHP | Mountain View, Calif. | Mountain View High School

ERA	WHIP	W-L	APP-GS	CG	SHO	SV	IP	H	R	ER	BB	SO	2B	3B	HR	AB	B/AVG	WP	HBP	BK	SFA	SHA
5.13	1.51	2 - 5	12 - 12	0	0 - 1	0	59.2	77	36	34	13	55	16	3	2	246	.313	1	8	1	1	4

LAST WIN: at Pepperdine (5/1/26) | **LAST SAVE:** -- | **LAST HR ALLOWED:** vs. Pacific (4/24/26)

LAST THREE GAMES:	DEC.	IP	H	R	ER	BB	SO
4/17/26 at Portland	L, 4	4.2	7	5	5	3	4
4/24/26 vs. Pacific	L, 5	2.2	8	6	5	3	0
5/1/26 at Pepperdine	W, 2	6.0	5	2	2	0	3

2026 HIGHLIGHTS: Recorded the win in the season opener with 5.0 innings of work and five strikeouts against Western Illinois (Feb. 13) ... Posted seven strikeouts in 3.1 innings in the series-opening win over Seattle U (Mar. 27) ... Recorded a career-best 10 strikeouts at LMU (Apr. 2) ... Matched his season-high in innings pitched with six while adding three strikeouts in the win over Pepperdine (May 1).

#52 WESLEY HARWELL

Sophomore | RHP | Mountain View, Calif. | Mountain View High School

ERA	WHIP	W-L	APP-GS	CG	SHO	SV	IP	H	R	ER	BB	SO	2B	3B	HR	AB	B/AVG	WP	HBP	BK	SFA	SHA
11.57	2.57	0 - 0	5 - 0	0	0 - 0	0	4.2	8	6	6	4	1	0	0	1	18	.444	0	1	0	0	0

LAST WIN: -- | **LAST SAVE:** -- | **LAST HR ALLOWED:** at San Jose State (2/21/26)

LAST THREE GAMES:	DEC.	IP	H	R	ER	BB	SO
3/7/26 vs. UMass Lowell	ND	0.1	5	4	4	0	0
4/28/26 vs. San Jose State	ND	0.2	0	0	0	0	0
5/6/26 at Stanford	ND	0.2	1	0	0	2	0

2026 HIGHLIGHTS:

SEASON RESULTS

Date	Opponent	W/L	Score	WP	LP	SV	Record
February 13	WESTERN ILLINOIS	W	2-0	Gabriel Barrett (1-0)	Max Tripure (0-1)	Quentin Pohorski (1)	1-0
February 14	WESTERN ILLINOIS	W	5-4	Jake Andreas (1-0)	Jason Buhl (0-1)	Nick Bacura (1)	2-0
February 15	WESTERN ILLINOIS	W	10-6	Thomas Gonzales (1-0)	Harrison Dubois (0-1)	N/A	3-0
February 16	OFF DAY						
February 17	OFF DAY						
February 18	UC DAVIS	L	2-1	Keenan Anzai (1-0)	Gino Rossi (0-1)	Rowen Barnes (1)	3-1
February 19	OFF DAY						
February 20	at San Jose State	W	7-6 (13)	Kai Yovanovich (1-0)	Jose Gutierrez (0-1)	Nick Baura (2)	4-1
February 21	at San Jose State	L	7-3	Luca Pintar (1-0)	Adrian Valdez (0-1)	N/A	4-2
February 22	SAN JOSE STATE	W	9-3	Hunter Holzemer (1-0)	Dylan Smith (0-1)	N/A	5-2
February 23	OFF DAY						
February 24	OFF DAY						
February 25	OFF DAY						
February 26	CALIFORNIA BAPTIST	L	16-2	Michael Malki (3-0)	Jake Andreas (1-1)	N/A	5-3
February 27	CALIFORNIA BAPTIST	L	7-1	Bryan Peck (2-0)	Gabriel Barrett (1-1)	Nico Urquidi (1)	5-4
February 28	CALIFORNIA BAPTIST	W	3-2	Kai Yovanovich (2-0)	Ryne Palmer (1-1)	Nick Baura (3)	6-4
February Record: 6-4 Home: 5-3 Away: 1-1 WCC: 0-0							
March 1	CALIFORNIA BAPTIST	L	2-1	Alfredo Capacete (1-0)	Adrian Valdez (0-2)	Zachary Yates (1)	6-5
March 2	OFF DAY						
March 3	OFF DAY						
March 4	OFF DAY						
March 5	OFF DAY						
March 6	UMASS LOWELL	W	8-5	Kai Yovanovich (3-0)	Frankie DeMaro (1-2)	Nick Bacura (4)	7-5
March 7	UMASS LOWELL	L	18-7	Will Melby Jr. (1-0)	Gauge Lockhart (0-1)	N/A	7-6
March 8	UMASS LOWELL	L	6-4	Jacob Jette (1-2)	Thomas Gonzales (1-1)	Carlos Martinez (1)	7-7
March 9	UMASS LOWELL	W	8-2	Adrian Valdez (1-2)	Kevin Tourke (0-1)	N/A	8-7
March 10	OFF DAY						
March 11	OFF DAY						
March 12	OFF DAY						
March 13	at UC Riverside	L	7-3	Halen Jaden Guerrero (2-2)	Gabriel Barrett (1-2)	N/A	8-8
March 14	at UC Riverside	W	6-4	Kai Yovanovich (4-0)	Matthew O'Brien (0-3)	Quentin Pohorski (2)	9-8
March 15	at UC Riverside	L	6-5	Thomas Gonzales (1-2)	Joshua Martinez (1-3)	N/A	9-9
March 16	OFF DAY						
March 17	SACRAMENTO STATE	L	8-3	Jackson Halverson (2-1)	Trevor Busby (0-1)	N/A	9-10
March 18	OFF DAY						
March 19	OFF DAY						
March 20	SANTA CLARA	W	2-1	Hunter Holzemer (2-0)	Vincent Braga (0-1)	Nick Bacura (5)	10-10
March 21	SANTA CLARA	W	2-1	Gauge Lockhart (1-1)	Jace Gilmore (1-3)	Quentin Pohorski (3)	11-10
March 22	SANTA CLARA	W	6-5	Adrian Valdez (2-2)	RJ Meyn (1-2)	Nick Bacura (6)	12-10
March 23	OFF DAY						
March 24	at Nevada	L	14-9	Ryan Oaks (1-0)	Cal Amborn (0-1)	N/A	12-11
March 25	OFF DAY						
March 26	OFF DAY						
March 27	SEATTLE U	W	8-4	Chris Byhre (1-0)	Travis Farrell (0-4)	N/A	13-11
March 28	SEATTLE U	W	6-5 (10)	Nick Bacura (1-0)	Ryan Stone (1-1)	N/A	14-11
March 29	SEATTLE U	W	8-5	Hunter Holzemer (3-0)	Micah Hagler (2-3)	Kai Yovanovich (1)	15-11
March 30	OFF DAY						
March 31	at UC Davis			Canceled due to rain and poor field conditions			
March Record: 9-7 Home: 8-4 Away: 1-3 WCC: 6-0							
April 1	OFF DAY						
April 2	at LMU	L	12-10	Matt Moreno (1-0)	Nick Bacura (0-1)	N/A	15-12
April 3	at LMU	W	6-4	Hunter Holzemer (4-0)	Adam Behrens (L, 3-4)	Quentin Pohorski (4)	16-12

April 4	at LMU	L	10-7	Matt Moreno (W, 2-0)	Thomas Gonzales (1-3)	Jacob Fried (1)	16-13
April 5	OFF DAY						
April 6	CALIFORNIA	L	8-0	Jett Wright (W, 1-0)	Jake Andreas, (1-2)	N/A	16-14
April 7	OFF DAY						
April 8	OFF DAY						
April 9	OFF DAY						
April 10	SAN DIEGO	L	9-2	Drake Frize (2-4)	Gabriel Barrett (1-3)	N/A	16-15
April 11	SAN DIEGO	W	7-5	Quentin Pohorski (1-0)	Hayden Cody (1-2)	Nick Bacura (7)	17-15
April 12	SAN DIEGO	W	6-1	Adrian Valdez (3-2)	Fernando Palencia (2-3)	N/A	18-15
April 13	OFF DAY						
April 14	at Sacramento State	L	12-2	Devin James (2-1)	Alan Gonzales (0-1)	N/A	18-16
April 15	OFF DAY						
April 16	OFF DAY						
April 17	at Portland	L	5-3	Kaden Segel (3-1)	Gabriel Barrett (1-4)	Alex Via (8)	18-17
April 18	at Portland	W	5-4	Hunter Holzemer (5-0)	Ky Hoskinson (1-1)	Quentin Pohorski (5)	19-17
April 19	at Portland	L	11-0 (7)	Trey Swygart (4-0)	Adrian Valdez (3-3)	N/A	19-18
April 20	OFF DAY						
April 21	at California	L	4-3 (10)	Ethan Foley (3-3)	Paul Wheeler (0-1)	N/A	19-19
April 22	OFF DAY						
April 23	OFF DAY						
April 24	PACIFIC	L	10-5	Zach Todd (2-2)	Gabriel Barrett (1-5)	N/A	19-20
April 25	PACIFIC	W	5-3	Gauge Lockhart (2-1)	Adan Perez (0-3)	Nick Bacura (8)	20-20
April 26	PACIFIC	L	8-2	Garret Plata (4-2)	Adrian Valdez (3-4)	N/A	20-21
April 27	OFF DAY						
April 28	SAN JOSE STATE	L	12-0 (7)	Luca Pintar (2-2)	Trevor Busby (0-2)	N/A	20-22
April 29	OFF DAY						
April 30	OFF DAY						

April Record: 5-11 | Home: 3-5 | Away: 2-6 | WCC: 5-7

May 1	at Pepperdine	W	10-4	Gabriel Barrett (2-5)	Dylan Stewart (1-3)	N/A	21-22
May 2	at Pepperdine	L	4-0	Tommy Scavone (5-3)	Gauge Lockhart (2-2)	N/A	21-23
May 3	at Pepperdine	W	2-0	Adrian Valdez (4-4)	Collin Valentine (2-5)	Quentin Pohorski (6)	22-23
May 4	OFF DAY						
May 5	OFF DAY						
May 6	at Stanford	L	12-5	Trevor Moore (6-2)	Braden Wellen (0-1)	N/A	22-24
May 7	OFF DAY						
May 8	GONZAGA	--	--	--	--	--	--
May 9	GONZAGA	--	--	--	--	--	--
May 10	GONZAGA	--	--	--	--	--	--
May 11	OFF DAY						
May 12	OFF DAY						
May 13	OFF DAY						
May 14	at Saint Mary's	--	--	--	--	--	--
May 15	at Saint Mary's	--	--	--	--	--	--
May 16	at Saint Mary's	--	--	--	--	--	--
May 20-23	at WCC Championship	--	--	--	--	--	--

May Record: 2-2 | Home: 0-0 | Away: 2-2 | WCC: 2-1

Home Games in CAPS

LAST FOUR BOX SCORES

stainput Official Statistics Report

Official Box Score - Final
San Francisco at Stanford
05/06/2026 at Sunken Diamond (Stanford, CA)

SCORE BY INNINGS	1	2	3	4	5	6	7	8	9	R	H	E	LOB
San Francisco	1	3	0	0	0	0	1	0	0	5	8	0	14
Stanford	1	1	2	0	1	3	4	X		12	16	1	12

Win: Moore,Trevor (6-2) Loss: Wellen,Braden (0-1) Save: None.

San Francisco 5 (22-24)

#	PLAYER	POS	AB	R	H	BI	BB	K	PO	A	E	LOB
6	Lewis,Jared	2B	4	1	1	0	1	3	0	0	0	0
4	Bellino,Matteo (PH)	CF	5	0	0	0	0	0	0	0	0	0
26	Garrison,Jayden	CF	5	0	1	1	0	1	5	0	2	0
50	Harmon,Trevor	1B	4	0	1	1	1	2	5	0	0	1
12	Rogers,TJ	SS	4	0	1	0	1	3	2	3	0	3
5	Esquivel,Edisson	DH	4	0	0	0	1	2	0	0	0	4
25	Burke,Brendan	C	4	1	1	0	1	1	7	1	0	1
21	Vasell,Tino	3B	2	1	0	0	1	1	0	0	0	1
22	Walsh,Nick (PH)	0	0	0	0	0	0	0	0	0	0	0
7	Lewis,Jordan	RF	4	1	1	0	1	1	1	0	0	1
1	Landry,Isiah	LF	3	1	2	2	0	0	0	0	0	0
39	Gonzalez,Alan	P	0	0	0	0	0	0	0	0	0	0
28	Andreas,Jake (P)	0	0	0	0	0	0	0	0	0	0	0
13	Holzemer,Hunter (P)	0	0	0	0	0	0	0	0	0	0	0
27	Amborn,Cal (P)	0	0	0	0	0	0	0	0	0	0	0
38	Rossi,Gino (P)	0	0	0	0	0	0	0	0	0	0	0
34	Gomez,Alex (P)	0	0	0	0	0	0	0	0	0	0	0
14	Wellen,Braden (P)	0	0	0	0	0	0	0	0	0	0	0
15	Wheeler,Paul (P)	0	0	0	0	0	0	0	0	0	0	0
17	Gonzales,Thomas (P)	0	0	0	0	0	0	0	0	0	0	0
31	Thielen,Jackson (P)	0	0	0	0	0	0	0	0	0	0	0
52	Harwell,Wesley (P)	0	0	0	0	0	0	0	0	0	0	0

Totals	35	5	8	5	8	12	24	4	0	14
--------	----	---	---	---	---	----	----	---	---	----

BATTING
2B: Lewis [3] (off Kotelson); Harmon [5] (off Kotelson); Landry [5] (off Kotelson).
TB: Lewis 2; Harmon 2; Landry 3; 2-**Out** RBI: Garrison; HBP: Lewis [1]; Vasell [1]; Walsh [1]. GDP: Burke; KL: Lewis; Rogers; Lewis.
Team RISP: 3-15.

BASERUNNING
SB: Lewis [3].

FIELDING
DP: 1 (Rogers, Harmon).

USF	IP	H	R	ER	BB	K	BF	AB	NP	ST
39	Gonzalez,Alan	1.0	2	1	1	0	4	3	8	6
28	Andreas,Jake (2)	1.0	2	1	1	1	6	5	26	16
13	Holzemer,Hunter (3)	1.0	3	2	1	2	7	6	27	18
27	Amborn,Cal (4)	1.0	0	0	0	2	3	3	20	13
38	Rossi,Gino (5)	1.0	1	0	0	0	5	4	18	10
34	Gomez,Alex (6)	1.0	2	1	1	1	6	5	19	12
14	Wellen,Braden (L) (7)	0.2	3	3	3	1	6	5	21	14
15	Wheeler,Paul (7.2)	0.1	1	0	0	0	2	2	6	3
17	Gonzales,Thomas (8)	0.1	1	1	1	0	2	2	6	4
31	Thielen,Jackson (8.1)	0.0	0	3	3	0	3	0	15	3
52	Harwell,Wesley (8.1)	0.2	1	0	0	2	4	2	17	6
Totals	8.0	16	12	9	7	48	37	185	103	

HB: Rossi [4]. SFA: Gonzalez; Inher. Rns: Wheeler 0/1; Thielen 1/1; Harwell 3/3.
GO-FO: Gonzalez 0-2; Andreas 1-1; Holzemer 1-0; Amborn 0-1; Rossi 1-2; Gomez 1-1; Wellen 0-1; Wheeler 0-1; Gonzales 0-1; Thielen 0-0; Harwell 1-0.

Umpires: HP: Frank Plugrad; 1B: Jason Venzon; 2B: Mike Jarboe; 3B: Will Posey.
First Pitch: 6:05 PM. Duration: 4:00.

statistics and reports generated using stainput

stainput Official Statistics Report

Official Box Score - Final
San Francisco at Pepperdine
05/02/2026 at Eddy D. Field Stadium (Malibu, Calif.)

SCORE BY INNINGS	1	2	3	4	5	6	7	8	9	R	H	E	LOB
San Francisco	0	0	0	0	0	0	0	0	0	0	5	0	6
Pepperdine	0	0	0	3	0	0	1	0	X	4	15	0	11

Win: Scavone,Tommy (5-3) Loss: Lockhart,Gauge (2-2) Save: None.

San Francisco 0 (21-23; 12-8WCC)

#	PLAYER	POS	AB	R	H	BI	BB	K	PO	A	E	LOB
06	Lewis,Jared	2B	2	0	0	0	0	0	0	2	0	0
21	Vasell,Tino (2B)	1	2	0	0	0	1	4	4	0	2	0
01	Landry,Isiah	LF	4	0	0	0	0	1	1	1	2	0
12	Rogers,TJ	SS	4	0	0	0	3	0	3	0	0	0
48	Nystrom,Jackson	DH	4	0	2	0	1	0	0	0	0	0
50	Harmon,Trevor	1B	2	0	0	1	2	11	0	0	0	0
05	Esquivel,Edisson	RF	4	0	1	0	0	0	0	1	0	0
83	Rampgen,Zack	C	2	0	0	0	1	2	0	0	1	0
11	Harnes,Tyler	3B	3	0	1	0	0	0	0	4	0	0
26	Garrison,Jayden	CF	2	0	1	0	1	5	0	0	0	0
20	Lockhart,Gauge	P	0	0	0	0	0	0	1	2	0	0
36	Byrne,Chris (P)	0	0	0	0	0	0	0	0	0	0	0
39	Gonzalez,Alan (P)	0	0	0	0	0	0	0	0	0	0	0

Totals	29	0	5	1	9	24	16	0	6
--------	----	---	---	---	---	----	----	---	---

BATTING
2B: Nystrom 2 [4] (off Scavone) (off Scavone).
TB: Nystrom 4; HBP: Garrison [1]; Harmon [1]; Rampgen [1]. ODP: Esquivel; Rampgen; KL: Rogers 2; Harmon.
Team RISP: 0-4.

FIELDING
DP: 1 (Rogers, Vasell, Harmon).

SF	IP	H	R	ER	BB	K	BF	AB	NP	ST
20	Lockhart,Gauge (L)	5.0	9	3	1	0	25	22	92	54
36	Byrne,Chris (6)	1.2	5	1	1	0	9	8	24	14
39	Gonzalez,Alan (7.2)	1.1	3	0	0	1	5	5	18	13
Totals	8.0	15	4	2	1	39	35	134	81	

HB: Lockhart [10]. SFA: Lockhart; Inher. Rns: Gonzalez 0/3.
GO-FO: Lockhart 7-7; Byrne 2-1; Gonzalez 2-1.

Umpires: HP: Brooks O'Hearn; 1B: Jacob Asher; 2B: Neil Turner; 3B: Michael Rains.

First Pitch: 3:04 PM. Duration: 2:59.

Attendance: 439

Weather: Conditions: Partly Cloudy; Temp: 67F

statistics and reports generated using stainput

stainput Official Statistics Report

Official Box Score - Final
San Francisco at Pepperdine
05/03/2026 at Eddy D. Field Stadium (Malibu, Calif.)

SCORE BY INNINGS	1	2	3	4	5	6	7	8	9	R	H	E	LOB
San Francisco	0	0	1	0	0	0	0	0	1	2	8	0	9
Pepperdine	0	0	0	0	0	0	0	0	0	0	6	1	5

Win: Valdez,Adrian (4-4) Loss: Valente,Collin (2-5) Save: Pohorski,Quentin (6)

San Francisco 2 (22-23; 13-8WCC)

#	PLAYER	POS	AB	R	H	BI	BB	K	PO	A	E	LOB
02	Kallinger,Myles	LF	3	0	0	0	1	1	3	0	0	2
06	Lewis,Jared	2B	4	0	2	1	1	1	4	3	0	3
48	Nystrom,Jackson	DH	4	0	0	0	2	0	0	0	0	0
12	Rogers,TJ	SS	4	0	1	0	0	1	2	4	0	2
50	Harmon,Trevor	1B	3	1	0	0	0	1	1	0	1	0
05	Esquivel,Edisson	RF	4	0	1	0	0	0	1	0	0	0
83	Rampgen,Zack	C	3	0	2	0	0	1	4	1	0	0
11	Harnes,Tyler	3B	4	0	2	1	0	0	0	1	0	1
26	Garrison,Jayden	CF	3	1	0	1	0	1	2	1	0	0
16	Valdez,Adrian	P	0	0	0	0	0	0	1	1	0	0
09	Pohorski,Quentin (P)	0	0	0	0	0	0	0	0	2	0	0

Totals	32	2	8	2	3	8	27	13	0	9
--------	----	---	---	---	---	---	----	----	---	---

BATTING
SH: Kallinger; Rampen. HBP: Harmon [1]. ODP: Kallinger; Nystrom; KL: Kallinger; Garrison.
Team RISP: 2-6.

BASERUNNING
CS: Dunn [1]. PO: Patterson.

FIELDING
DP: 2 (Laxa 2; Buckner, Nunez, DelAmico).

SF	IP	H	R	ER	BB	K	BF	AB	NP	ST
16	Valdez,Adrian (W)	5.0	4	0	0	2	18	18	59	42
09	Pohorski,Quentin (S) (6)	4.0	2	0	0	1	14	12	52	31
Totals	9.0	6	0	0	1	4	32	30	111	73

GO-FO: Valdez 6-6; Pohorski 5-3.

Umpires: HP: Michael Rains; 1B: Brooks O'Hearn; 2B: Jacob Asher; 3B: Neil Turner.

First Pitch: 3:04 PM. Duration: 2:35.

Attendance: 504

Weather: Temp: 61F

stainput Official Statistics Report

Official Box Score - Final
San Francisco at Pepperdine
05/01/2026 at Eddy D. Field Stadium (Malibu, Calif.)

SCORE BY INNINGS	1	2	3	4	5	6	7	8	9	R	H	E	LOB
San Francisco	0	0	0	2	0	0	3	0	5	10	13	1	9
Pepperdine	0	2	0	0	0	0	0	0	0	4	8	2	8

Win: Barrett,Gabriel (2-5) Loss: Stewart,Dylan (1-3) Save: None.

San Francisco 10 (21-22; 12-7WCC)

#	PLAYER	POS	AB	R	H	BI	BB	K	PO	A	E	LOB
02	Kallinger,Myles	LF	6	1	1	0	1	1	1	0	0	4
06	Lewis,Jared	2B	5	2	3	0	0	1	2	2	1	0
12	Rogers,TJ	SS	2	1	1	0	0	3	2	1	0	1
48	Nystrom,Jackson	DH	4	2	1	3	0	1	0	0	0	0
50	Harmon,Trevor	1B	5	2	2	1	0	8	0	3	2	0
05	Esquivel,Edisson	RF	5	2	3	0	0	5	0	0	0	0
83	Rampgen,Zack	C	4	0	2	0	0	4	0	0	0	0
11	Harnes,Tyler	3B	4	0	1	1	1	1	1	1	0	1
35	Yovanovitch,Kai (P)	0	0	0	0	0	0	0	0	0	0	0
18	Bacura,Nick (P)	0	0	0	0	0	0	0	0	0	0	0

Totals	39	10	13	9	4	8	27	6	1	9
--------	----	----	----	---	---	---	----	---	---	---

BATTING
2B: Esquivel [13] (off Euper); Harmon [4] (off Euper).
HR: Nystrom [4] (7th, 2 out, RBI off Stewart).
TB: Esquivel 3; Nystrom 4; Harmon 3. 2-**Out** RBI: Nystrom 3. SF: Garrison; HBP: Rampgen [1]. ODP: Harnes; KL: Kallinger; Harnes; Rogers 2.

Team RISP: 7-14.

BASERUNNING
SB: Lewis [2].

SF	IP	H	R	ER	BB	K	BF	AB	NP	ST
40	Barrett,Gabriel (W)	6.0								

SCORE BY INNINGS

Inning	1	2	3	4	5	6	7	8	9	10+	Total
Opponent	42	24	14	34	31	42	54	31	9	3	284
San Francisco	17	24	28	24	37	18	23	25	10	3	209

MULTI-HIT GAMES

Player	2	3	4	5	6	7+	Total
Bellisimo, Matteo	--	--	--	--	--	--	--
Burke, Brendan	1	--	1	--	--	--	2
Busby, Trevor	--	--	--	--	--	--	--
Davis, Wyatt	2	--	--	--	--	--	2
Esquivel, Eddison	11	1	1	--	--	--	13
Garrison, Jayden	3	2	--	--	--	--	5
Harmon, Trevor	9	1	--	--	--	--	10
Harries, Tyler	3	1	--	--	--	--	4
Hiroto, Jake	--	--	--	--	--	--	--
Kallinger, Myles	2	2	--	--	--	--	4
Landry, Isaiah	3	2	--	--	--	--	5
Lewis, Jared	7	2	--	--	--	--	9
Lewis, Jordan	2	--	--	--	--	--	2
Luyben, Brady	--	--	--	--	--	--	--
Nagy, Zach	--	--	--	--	--	--	--
Nystrom, Jackson	4	--	1	--	--	--	5
Ramppen, Zack	8	1	--	--	--	--	9
Rogers, TJ	11	1	--	--	--	--	12
Vasell, Tino	--	--	--	--	--	--	--
Walsh, Nick	--	--	--	--	--	--	--

MULTI-RBI GAMES

Player	2	3	4	5	6	7+	Total
Bellisimo, Matteo	1	--	--	--	--	--	1
Burke, Brendan	3	1	--	--	--	--	4
Busby, Trevor	--	--	--	--	--	--	--
Davis, Wyatt	1	--	1	--	--	--	2
Esquivel, Eddison	2	2	--	--	--	--	4
Garrison, Jayden	2	2	--	--	--	--	4
Harmon, Trevor	1	--	--	--	--	--	1
Harries, Tyler	3	--	--	--	--	--	3
Hiroto, Jake	--	--	--	--	--	--	--
Kallinger, Myles	1	--	--	1	--	--	2
Landry, Isaiah	2	--	--	--	--	--	2
Lewis, Jared	5	--	--	--	--	--	5
Lewis, Jordan	--	--	--	--	--	--	--
Luyben, Brady	--	--	--	--	--	--	--
Nagy, Zach	1	--	--	--	--	--	1
Nystrom, Jackson	--	4	1	--	--	--	5
Ramppen, Zack	3	--	--	--	--	--	3
Rogers, TJ	2	1	--	--	--	--	3
Vasell, Tino	--	--	--	--	--	--	--
Walsh, Nick	--	--	--	--	--	--	--

LEADING OFF

Player	AVG	AB	H	2B	3B	HR	RBI	SO	BB
Bellisimo, Matteo	--	--	--	--	--	--	--	--	--
Burke, Brendan	--	--	--	--	--	--	--	--	--
Busby, Trevor	--	--	--	--	--	--	--	--	--
Davis, Wyatt	--	--	--	--	--	--	--	--	--
Esquivel, Eddison	--	--	--	--	--	--	--	--	--
Garrison, Jayden	.182	44	8	2	0	1	5	18	5
Harmon, Trevor	--	--	--	--	--	--	--	--	--
Harries, Tyler	.500	4	2	1	0	0	0	2	0
Hiroto, Jake	--	--	--	--	--	--	--	--	--
Kallinger, Myles	.158	38	6	1	1	1	3	11	2
Landry, Isaiah	.200	25	5	2	1	1	4	10	1
Lewis, Jared	.220	41	9	1	0	0	6	15	5
Lewis, Jordan	--	--	--	--	--	--	--	--	--
Luyben, Brady	--	--	--	--	--	--	--	--	--
Nagy, Zach	--	--	--	--	--	--	--	--	--
Nystrom, Jackson	--	--	--	--	--	--	--	--	--
Ramppen, Zack	--	--	--	--	--	--	--	--	--
Rogers, TJ	.000	7	0	0	0	0	0	2	1
Vasell, Tino	.286	21	6	0	0	0	1	7	10
Walsh, Nick	--	--	--	--	--	--	--	--	--

CLEAN UP HITTERS

Player	AVG	AB	H	2B	3B	HR	RBI	SO	BB
Bellisimo, Matteo	--	--	--	--	--	--	--	--	--
Burke, Brendan	.150	20	3	1	0	0	1	12	2
Busby, Trevor	--	--	--	--	--	--	--	--	--
Davis, Wyatt	.158	19	3	1	0	1	4	6	4
Esquivel, Eddison	.188	16	3	1	0	0	1	1	6
Garrison, Jayden	.000	4	0	0	0	0	0	2	0
Harmon, Trevor	.400	5	2	0	0	1	1	2	2
Harries, Tyler	--	--	--	--	--	--	--	--	--
Hiroto, Jake	--	--	--	--	--	--	--	--	--
Kallinger, Myles	--	--	--	--	--	--	--	--	--
Landry, Isaiah	--	--	--	--	--	--	--	--	--
Lewis, Jared	--	--	--	--	--	--	--	--	--
Lewis, Jordan	--	--	--	--	--	--	--	--	--
Luyben, Brady	--	--	--	--	--	--	--	--	--
Nagy, Zach	--	--	--	--	--	--	--	--	--
Nystrom, Jackson	.333	24	8	2	0	1	4	6	2
Ramppen, Zack	--	--	--	--	--	--	--	--	--
Rogers, TJ	.348	69	24	4	0	7	13	18	13
Vasell, Tino	--	--	--	--	--	--	--	--	--
Walsh, Nick	--	--	--	--	--	--	--	--	--

5+ STRIKEOUT GAMES AS A STARTER							
Player	5	6	7	8	9	10+	Total
Amborn, Cal	--	--	--	--	--	--	--
Andreas, Jake	--	--	--	--	--	--	--
Bacura, Nick	--	--	--	--	--	--	--
Barrett, Gabriel	4	1	1	--	--	1	7
Busby, Trevor	--	--	--	--	--	--	--
Byhre, Chris	--	--	--	--	--	--	--
Cabrera, AC	--	--	--	--	--	--	--
Gomez, Alex	--	--	--	--	--	--	--
Gonzales, Thomas	--	--	--	--	--	--	--
Gonzalez, Alan	--	--	--	--	--	--	--
Harwell, Wesley	--	--	--	--	--	--	--
Holzemer, Hunter	--	--	--	--	--	--	--
Johnston, Garrett	--	--	--	--	--	--	--
Lockhart, Gauge	2	--	--	1	--	--	3
Nelson, Magnus	--	--	--	--	--	--	--
Pohorski, Quentin	--	--	--	--	--	--	--
Rossi, Gino	--	--	--	--	--	--	--
Thielen, Jackson	--	--	--	--	--	--	--
Valdez, Adrian	2	--	--	--	--	--	2
Wellen, Braden	--	--	--	--	--	--	--
Wheeler, Paul	--	--	--	--	--	--	--
Yovanovich, Kai	--	--	--	--	--	--	--

3+ STRIKEOUT GAMES AS A RELIEVER							
Player	3	4	5	6	7	8+	Total
Amborn, Cal	1	--	--	--	--	--	1
Andreas, Jake	1	--	--	--	--	--	--
Bacura, Nick	--	--	--	--	--	--	--
Barrett, Gabriel	--	--	--	--	--	--	--
Busby, Trevor	--	--	--	--	--	--	--
Byhre, Chris	1	--	--	--	--	--	1
Cabrera, AC	--	--	--	--	--	--	--
Gomez, Alex	--	--	--	--	--	--	--
Gonzales, Thomas	1	1	--	--	--	--	2
Gonzalez, Alan	--	--	--	--	--	--	--
Harwell, Wesley	--	--	--	--	--	--	--
Holzemer, Hunter	2	--	--	--	--	--	2
Johnston, Garrett	--	--	--	--	--	--	--
Lockhart, Gauge	--	--	--	--	--	--	--
Nelson, Magnus	--	--	--	--	--	--	--
Pohorski, Quentin	2	2	2	1	--	--	7
Rossi, Gino	--	--	--	--	--	--	--
Thielen, Jackson	--	--	--	--	--	--	--
Valdez, Adrian	--	--	--	--	--	--	--
Wellen, Braden	2	--	--	--	--	--	2
Wheeler, Paul	1	--	--	--	--	--	1
Yovanovich, Kai	1	1	1	--	--	--	3

QUALITY STARTS	
Player	Total (Last Time)
Amborn, Cal	--
Andreas, Jake	--
Bacura, Nick	--
Barrett, Gabriel	4, Last: at Pepperdine (5/1/26)
Busby, Trevor	--
Byhre, Chris	--
Cabrera, AC	--
Gomez, Alex	--
Gonzales, Thomas	--
Gonzalez, Alan	--
Harwell, Wesley	--
Holzemer, Hunter	--
Johnston, Garrett	--
Lockhart, Gauge	2, Last: vs. Pacific (4/25/26)
Nelson, Magnus	--
Pohorski, Quentin	--
Rossi, Gino	--
Thielen, Jackson	--
Valdez, Adrian	1, vs. UMass Lowell (3/9/26)
Wellen, Braden	--
Wheeler, Paul	--
Yovanovich, Kai	--

SEASON HIGHS AND LOWS

SEASON HIGHS AND LOWS		
Individual Batting	Most (Player)	Last Time (Date)
Runs in a Game	3, TJ Rogers 3, Eddison Esquivel	vs. Seattle U (3/29/26) at Nevada (3/24/26)
Hits in a Game	4, Jackson Nystrom 4, Eddison Esquivel 4, Brendan Burke	at LMU (4/4/26) vs. UMass Lowell (3/6/26) at San Jose State (2/20/26)
Doubles in a Game	2, Jackson Nystrom 2, Zack Ramppen 2, Jayden Garrison 2, Eddison Esquivel 2, TJ Rogers	at Pepperdine (5/2/26) at LMU (4/2/26) at LMU (4/2/26) vs. Seattle U (3/27/26) vs. Western Illinois (2/14/26)
Triples in a Game	1, Myles Kallinger 1, Jayden Garrison 1, Myles Kallinger 1, Isaiah Landry	vs. Pacific (4/25/26) vs. San Diego (4/11/26) at LMU (4/3/26) vs. UMass Lowell (3/8/26)
Home Runs in a Game	2, TJ Rogers	vs. Santa Clara (3/21/26)
RBI in a Game	5, Myles Kallinger	at UC Riverside (3/14/26)
Walks in a Game	4, Tino Vasell	at UC Riverside (3/15/26)
Strikeouts in a Game	4, Trevor Harmon 4, Eddison Esquivel 4, Eddison Esquivel 4, Jayden Garrison	vs. Pacific (4/24/26) vs. San Diego (4/10/26) at LMU (4/4/26) at LMU (4/3/26)
Stolen Bases in a Game	2, TJ Rogers 2, Eddison Esquivel 2, TJ Rogers 2, Myles Kallinger	vs. Seattle U (3/27/26) vs. UMass Lowell (3/6/26) vs. Western Illinois (2/14/26) vs. Western Illinois (2/14/26)
Team Batting	Most (Last Time)	Fewest (Last Time)
Runs in a Game	10, at Pepperdine (5/1/26) 10, at LMU (4/2/26) 10, vs. Western Illinois (2/14/26)	0, at Pepperdine (5/2/26) 0, vs. San Jose State (4/28/26) 0, at Portland (4/19/26) 0, vs. California (4/6/26)
Hits in a Game	15, vs. Seattle U (3/27/26) 15, vs. UMass Lowell (3/7/26)	2, vs. California (4/6/26)
Doubles in a Game	5, vs. Pacific (4/24/26) 5, vs. Seattle U (3/27/26)	0 (14x), Last: at Pepperdine (5/3/26)
Triples in a Game	1, vs. Pacific (4/25/26) 1, vs. San Diego (4/11/26) 1, at LMU (4/3/26) 1, vs. UMass Lowell (3/8/26)	0 (42x), Last: at Stanford (5/6/26)
Home Runs in a Game	3, vs. Seattle U (3/28/26)	0 (24x), Last: at Stanford (5/6/26)
RBI in a Game	10, at LMU (4/2/26)	0 (5x), Last: at Pepperdine (5/2/26)
Walks in a Game	10, vs. San Jose State (2/20/26)	0, vs. UC Davis (2/18/26)
Strikeouts in a Game	21, at San Jose State (2/20/26)	2, vs. Pacific (4/25/26)
Stolen Bases in a Game	5, vs. UMass Lowell (3/6/26)	0 (26x), Last: at Pepperdine (5/3/26)
Individual Pitching	Most (Player)	Last Time (Date)
Hits Allowed in a Game	11, Gabriel Barrett	vs. San Diego (4/10/26)
Runs Allowed in a Game	5, Gabriel Barrett 5, Nick Bacura 5, Gabriel Barrett 5, Gauge Lockhart 5, Adrian Valdez 5, Chris Byhre 5, Adrian Valdez 5, Gabriel Barrett 5, Gauge Lockhart 5, Gabriel Barrett	vs. Pacific (4/24/26) at Portland (4/19/26) at Portland (4/17/26) vs. San Diego (4/11/26) at LMU (4/4/26) at LMU (4/2/26) at UC Riverside (3/15/26) at UC Riverside (3/13/26) vs. UMass Lowell (3/7/26) vs. California Baptist (2/27/26)
Innings Pitched in a Game (Starter)	6.1, Gauge Lockhart	at Portland (4/18/26)
Innings Pitched in a Game (Reliever)	4.1, Quentin Pohorski	vs. Pacific (4/26/26)
Strikeouts in a Game	10, Gabriel Barrett	at LMU (4/2/26)
Walks Allowed in a Game	5, Gauge Lockhart	vs. California Baptist (2/28/26)
Complete Games	--	--
Team Pitching	Most (Last Time)	Fewest (Last Time)
Runs Allowed in a Game	18, vs. UMass Lowell (3/7/26)	0, at Pepperdine (5/3/26) 0, vs. Western Illinois (2/13/26)
Earned Runs Allowed in a Game	16, vs. California Baptist (2/16/26)	0, at Pepperdine (5/3/26) 0, vs. Western Illinois (2/13/26)

Hits Allowed in a Game	21, vs. UMass Lowell (3/7/26)	4, at LMU (4/3/26) 4, vs. California Baptist (3/1/26) 4, vs. Western Illinois (2/14/26) 4, vs. Western Illinois (2/13/26)
Doubles Allowed in a Game	5, vs. Pacific (4/24/26) 5, vs. San Diego (4/10/26) 5, vs. California Baptist (2/26/26)	0 (7x), Last: at Pepperdine (5/3/26)
Triples Allowed in a Game	1 (7x), Last: vs. Pacific (4/25/26)	0 (38x), Last: at Pepperdine (5/3/26)
Home Runs Allowed in a Game	7, vs. California Baptist (2/26/26)	0 (24x), Last: at Pepperdine (5/3/26)
Strikeouts in a Game	13, at LMU (4/2/26) 13, at San Jose State (2/20/26)	0, at Nevada (3/24/26)
Walks Allowed in a Game	9, at Stanford (5/6/26)	0, vs. San Diego (4/10/26) 0, vs. Santa Clara (3/20/26)

OVERALL STATISTICS



San Francisco Baseball 2025-2026 Season

(As of May 7, 2026)

San Francisco Overall Statistics

Record: 22-24 Home: 16-12 Away: 6-12 Neutral: 0-0 Conference: 13-8 Extra Inn:
2-2 Vs. Ranked: 0-0

PLAYER	AVG	GP-GS	AB	R	H	2B	3B	HR	XB	RBI	TB	SLG	BB	HP	K	GDP	OB%	SF	SH	SB-ATT	PO	A	E	FLD%	
NYSTROM, Jackson	.302	29-25	86	15	26	4	0	4	8	22	42	.488	6	8	18	3	.400	0	0	0-0	8	1	0	1.000	
RAMPPEN, Zack	.292	33-27	96	16	28	6	0	1	7	8	37	.385	4	5	18	6	.349	1	2	0-0	204	25	3	.987	
HARMON, Trevor	.281	35-32	114	18	32	5	0	2	7	12	43	.377	15	10	28	3	.410	0	0	0-1	262	14	1	.996	
LEWIS, Jared	.267	35-32	101	14	27	3	0	1	4	17	33	.327	19	3	34	0	.392	2	3	3-3	55	65	11	.916	
ESQUIVEL, Eddison	.264	46-46	174	21	46	13	0	1	14	18	62	.356	26	10	42	3	.390	0	0	3-3	106	2	0	1.000	
ROGERS, TJ	.256	42-42	156	30	40	10	0	10	20	21	80	.513	30	6	58	1	.396	0	0	8-8	76	125	7	.966	
LANDRY, Isaiah	.250	28-27	96	11	24	8	1	2	11	14	40	.417	9	5	26	2	.345	0	1	3-3	48	2	1	.980	
BURKE, Brendan	.234	33-28	107	8	25	5	0	2	7	13	36	.336	11	2	49	4	.314	1	0	1-1	182	23	3	.986	
HARRIES, Tyler	.229	29-29	109	12	25	4	0	1	5	16	32	.294	17	5	26	1	.356	1	0	0-0	21	66	2	.978	
GARRISON, Jayden	.200	39-39	140	21	28	8	1	3	12	17	47	.336	22	4	51	2	.321	2	1	4-4	99	0	5	.952	

BUSBY, Trevor	.308	8-3	13	1	4	2	0	0	2	2	6	.462	0	0	5	0	.308	0	0	0-0	1	1	0	1.000	
KALLINGER, Myles	.273	25-15	66	13	18	4	2	2	8	11	32	.485	6	0	17	2	.329	1	2	5-6	26	1	0	1.000	
VASELL, Tino	.258	25-20	62	8	16	1	0	0	1	3	17	.274	16	3	24	2	.432	0	3	4-5	24	40	6	.914	
NAGY, Zach	.204	19-13	49	4	10	1	0	0	1	5	11	.224	3	0	9	2	.245	1	1	1-2	20	34	2	.964	
WALSH, Nick	.200	12-1	10	3	2	1	0	0	1	0	3	.300	0	2	3	0	.333	0	0	0-0	4	6	0	1.000	
DAVIS, Wyatt	.190	22-17	58	7	11	2	0	1	3	12	16	.276	6	1	20	1	.265	3	0	1-1	7	0	0	1.000	
LEWIS, Jordan	.178	19-13	45	5	8	1	0	0	1	2	9	.200	9	1	16	1	.327	0	1	2-3	29	2	0	1.000	
BELLISIMO, Matteo	.176	11-2	17	1	3	1	0	0	1	3	4	.235	1	0	6	0	.222	0	0	0-0	0	0	0	.000	
LUYBEN, Brady	.167	5-2	6	1	1	1	0	0	1	0	2	.333	1	0	1	0	.286	0	0	0-0	15	1	0	1.000	
HIROMOTO, Jake	.000	6-1	7	0	0	0	0	0	0	0	0	.000	0	1	6	0	.125	0	0	0-0	1	2	0	1.000	
Others																					22	41	7	.900	
Totals	.247	-	1512	209	374	80	4	30	114	196	552	.365	201	66	457	33	.358	12	14	35-40	1210	451	48	.972	
Opponents	.279	-	1554	284	434	97	8	36	141	261	655	.421	202	62	335	30	.380	20	26	37-61	1198	356	29	.982	

LOB - Team (402), Opp (359). DPs turned - Team (33), Opp (37). CI - Team (0), Opp (4). IBB - Team (2): ROGERS, Tj (1); HARMON, Trevor (1). Picked off - Team (2): ROGERS, Tj (1); LEWIS, Jordan (1).

PLAYER	ERA	W-L	APP	GS	CG	SHO	SV	IP	H	R	ER	BB	K	WHIP	2B	3B	HR	AVG	WP	HP	BK	SFA	SHA		
POHORSKI, Quentin	2.29	1-0	11	1	0	2	6	35.1	19	9	9	20	39	1.10	4	1	2	.161	2	1	0	0	5		
VALDEZ, Adrian	4.09	4-4	12	12	0	1	0	50.2	57	30	23	14	30	1.40	12	1	2	.295	2	6	0	6	1		
LOCKHART, Gauge	4.35	2-2	12	12	0	0	0	51.2	38	28	25	29	41	1.30	7	0	3	.208	2	10	1	3	0		
GONZALEZ, Alan	4.86	0-1	15	4	0	0	0	16.2	16	11	9	7	14	1.38	7	0	1	.258	0	3	0	1	2		
BARRETT, Gabriel	4.98	2-5	12	12	0	1	0	59.2	77	36	33	13	55	1.51	16	3	2	.313	1	8	1	1	4		
GONZALES, Thomas	9.00	1-3	11	2	0	0	0	16.0	20	17	16	14	13	2.13	5	0	1	.317	0	2	1	0	1		
ANDREAS, Jake	9.56	1-2	12	1	0	0	0	16.0	22	18	17	7	12	1.81	6	0	4	.319	2	3	0	0	0		
BUSBY, Trevor	11.12	0-2	6	2	0	0	0	5.2	9	8	7	5	3	2.47	4	0	2	.409	1	1	0	2	0		

YOVANOVICH, Kai	2.28	4-0	16	0	0	0	1	23.2	13	6	6	9	24	0.93	2	0	1	.167	1	2	0	0	3		
BACURA, Nick	2.89	1-1	17	0	0	0	8	18.2	13	8	6	13	19	1.39	3	0	1	.194	2	2	0	1	0		
HOLZEMER, Hunter	4.37	5-0	19	0	0	0	0	22.2	30	16	11	7	17	1.63	8	1	3	.316	0	4	2	2	1		
BYHRE, Chris	5.93	1-0	10	0	0	0	0	13.2	18	9	9	4	11	1.61	3	1	0	.327	1	5	2	0	3		
AMBORN, Cal	6.04	0-1	14	0	0	0	0	22.1	25	17	15	8	12	1.48	5	0	4	.298	2	1	0	2	3		
WHEELER, Paul	6.23	0-1	12	0	0	0	0	13.0	16	12	9	13	13	2.23	1	0	1	.296	0	5	0	0	1		
ROSSI, Gino	9.39	0-1	9	0	0	0	0	7.2	12	8	8	4	7	2.09	2	0	1	.333	2	4	0	0	0		
HARWELL, Wesley	11.57	0-0	5	0	0	0	0	4.2	8	6	6	4	1	2.57	0	0	1	.444	0	1	0	0	0		
GOMEZ, Alex	12.19	0-0	10	0	0	0	0	10.1	12	16	14	12	9	2.32	1	0	4	.300	2	1	0	2	1		
WELLEN, Braden	12.54	0-1	9	0	0	0	0	9.1	12	13	13	11	11	2.46	3	1	2	.308	1	0	1	0	1		
NELSON, Magnus	15.43	0-0	3	0	0	0	0	2.1	7	5	4	3	2	4.29	3	0	0	.538	2	1	0	0	0		
GONZALEZ, Thomas	20.25	0-0	1	0	0	0	0	1.1	3	3	3	1	1	3.00	1	0	1	.429	1	0	0	0	0		
CABRERA, AC	22.50	0-0	2	0	0	0	0	2.0	7	5	5	1	1	4.00	4	0	0	.583	4	2	0	0	0		
THIELEN, Jackson	99.00	0-0	1	0	0	0	0	0.0	0	3	3	3	0	-	0	0	0	.000	0	0	0	0	0		
Totals	5.60	22-24	46	0	2	15	403.1	434	284	251	202	335	1,58	97	8	36	.279	28	62	8	20	26			
Opponents	4.21	24-22	46	0	4	6	399.1	374	209	187	201	457	1,44	80	4	30	.247	19	66	3	12	14			

PB - Team(3): RAMPPEN, Zack (2); BURKE, Brendan (1), Opp (6). Pickoffs - Team(9): POHORSKI, Quentin (2); HOLZEMER, Hunter (1); WHEELER, Paul (1); VALDEZ, Adrian (1); BACURA, Nick (1); AMBORN, Cal (1); ANDREAS, Jake (1); BUSBY, Trevor (1), Opp (2). SBA/ATT - RAMPPEN, Zack (19-33); BURKE, Brendan (17-27); LOCKHART, Gauge (4-10); WELLEN, Braden (3-4); VALDEZ, Adrian (3-5); ROSSI, Gino (2-2); BARRETT, Gabriel (2-4); HOLZEMER, Hunter (1-2); WHEELER, Paul (1-1); GONZALEZ, Th (1-1); GONZALES, Thomas (1-1); BACURA, Nick (1-1); AMBORN, Cal (1-1); LUYBEN, Brady (1-1); POHORSKI, Quentin (1-3); HARWELL, Wesley (0-1).



San Francisco Baseball 2025-2026 Season

(As of May 7, 2026)

San Francisco Games Summary and Records

SCORE BY INNINGS	1	2	3	4	5	6	7	8	9	EX	TOTAL
San Francisco	17	24	28	24	37	18	23	25	10	3	209
Opponents	42	24	14	34	31	42	54	31	9	3	284

Record when...		
Overall	22-24	After 6 leading 17-2
Conference	13-8 trailing 1-22
Non-Conference	9-16 tied 4-0
Home games	16-12	After 7 leading 18-1
Away games	6-12 trailing 1-23
Neutral site	0-0 tied 3-0
Day games	21-21	After 8 leading 22-0
Night Games	1-3 trailing 0-23
vs Left-handed SP	5-6 tied 0-1
vs Right-handed SP	17-16	Hit 0 HR 10-14
1-run games	8-4	Hit 1 HR 6-9
2-run games	6-3	Hit 2+ HR 6-1
5+run games	4-13	Opp. hit 0 HR 13-11
Extra Innings	2-2	Opp. hit 1 HR 7-7
Shutouts	2-4	Opp. hit 2+ HR 2-6
Scoring 0-2 runs	4-11	Made 0 err 11-6
..... 3-5 runs	4-9	Made 1 err 7-9
..... 6-9 runs	12-3	Made 2+ err 4-9
..... 10+ runs	2-1	Opp. made 0 err 10-16
Opponent 0-2 runs	7-2	Opp. made 1 err 8-5
..... 3-5 runs	13-3	Opp. made 2+ err 4-3
..... 6-9 runs	2-9	Out-hit opponent 14-4
..... 10+ runs	0-10	Out-hit by opponent 5-19
Scored in 1st inning	3-8	Hits are tied 3-1
Opp.scored in 1st	6-13	
Scores first	13-10	
Opp. scores first	9-14	

Record when team scores:

RUNS	0	1	2	3	4	5	6	7	8	9	10+
W-L	0-4	0-3	4-4	1-5	0-1	3-3	5-0	2-2	4-0	1-1	2-1

Record when opponent scores:

RUNS	0	1	2	3	4	5	6	7	8	9	10+
W-L	2-0	3-0	2-2	2-0	6-2	5-1	2-2	0-3	0-3	0-1	0-10

Record when leading after:

INN	1	2	3	4	5	6	7	8
W-L	3-4	10-6	14-3	15-3	16-1	17-2	18-1	22-0

Record when trailing after:

INN	1	2	3	4	5	6	7	8
W-L	5-11	5-13	2-13	1-18	1-22	1-22	1-23	0-23

Record when tied after:

INN	1	2	3	4	5	6	7	8
W-L	14-9	7-5	6-8	6-3	5-1	4-0	3-0	0-1

Current streak: -1

Longest winning streak: 3

Longest losing streak: 3



San Francisco Baseball 2025-2026 Season

(As of May 7, 2026)

San Francisco Team Game-by-Game Batting

DATE	OPPONENT	AB	R	H	RBI	2B	3B	HR	TB	AVG	BB	IBB	SB	CS	HBP	SAC	SF	GDP	K	LOB	PO	A	E
02-13	Western Illinois	31	2	7	2	0	0	0	7	.226	5	0	1	0	1	0	0	0	13	11	27	9	0
02-14	Western Illinois	32	5	10	5	3	0	0	13	.313	6	0	2	0	0	0	1	0	8	10	27	6	0
02-14	Western Illinois	34	10	9	9	3	0	2	18	.265	5	0	3	0	4	0	0	0	9	9	27	4	1
02-18	UC Davis	30	1	4	1	0	0	0	4	.133	0	0	0	0	1	0	0	2	11	3	27	11	0
02-20	at San Jose State	46	7	9	6	2	0	1	14	.196	10	1	0	0	2	2	1	0	21	15	39	11	3
02-21	at San Jose State	33	3	8	3	3	0	1	14	.242	4	0	0	0	0	0	0	0	10	7	24	7	3
02-22	San Jose State	29	9	9	9	0	0	1	12	.310	6	0	0	1	3	0	1	2	7	6	27	10	3
02-26	California Baptist	30	2	3	2	1	0	1	7	.100	3	0	2	0	1	0	0	0	20	5	27	12	0
02-27	California Baptist	29	1	6	1	1	0	0	7	.207	1	0	0	0	2	2	0	2	14	7	27	9	2
02-28	California Baptist	29	3	6	2	1	0	0	7	.207	2	0	0	1	0	0	0	0	11	4	27	13	0
03-01	California Baptist	31	1	5	1	0	0	1	8	.161	5	0	0	0	0	0	0	0	12	8	27	12	1
03-06	UMass Lowell	36	8	14	7	2	0	0	16	.389	3	0	5	0	2	1	0	1	11	10	27	13	1
03-07	UMass Lowell	41	7	15	7	3	0	1	21	.366	2	0	0	0	3	0	0	1	10	12	27	12	4
03-08	UMass Lowell	34	4	9	4	0	1	0	11	.265	6	0	1	0	1	1	0	0	8	11	27	10	2
03-09	UMass Lowell	32	8	9	7	2	0	0	11	.281	6	0	3	0	3	0	1	0	8	10	27	13	0
03-13	at UC Riverside	35	3	8	3	2	0	0	10	.229	1	0	0	0	0	0	0	1	8	6	24	14	1
03-14	at UC Riverside	32	6	7	5	3	0	1	13	.219	6	0	1	1	1	0	0	1	8	5	27	12	1
03-15	at UC Riverside	31	5	9	5	4	0	0	13	.290	9	1	0	1	4	2	2	2	8	13	27	16	1
03-17	Sacramento State	33	3	6	3	2	0	0	8	.182	2	0	1	0	0	0	0	0	12	5	27	6	1
03-20	Santa Clara	27	2	6	2	0	0	0	6	.222	4	0	0	0	2	2	0	1	9	9	27	10	1
03-21	Santa Clara	29	2	5	2	0	0	2	11	.172	3	0	0	0	1	0	0	0	7	7	27	7	0
03-22	Santa Clara	32	6	9	6	3	0	1	15	.281	6	0	1	0	1	0	0	1	6	9	27	13	0
03-24	at Nevada	39	9	11	9	3	0	1	17	.282	3	0	0	0	3	0	0	0	16	9	24	13	1
03-27	Seattle U	37	8	15	8	5	0	0	20	.405	3	0	2	0	1	0	2	1	7	11	27	7	2
03-28	Seattle U	36	6	7	6	0	0	3	16	.194	6	0	0	0	2	0	0	0	10	10	30	11	1
03-29	Seattle U	32	8	11	7	4	0	2	21	.344	6	0	0	0	2	0	0	2	5	9	27	12	3
04-02	at LMU (CA)	39	10	12	10	4	0	2	22	.308	7	0	0	0	1	0	0	1	10	11	24	5	1
04-03	at LMU (CA)	41	6	12	5	0	1	2	20	.293	8	0	1	0	2	0	0	0	13	18	27	4	1
04-04	at LMU (CA)	37	7	12	7	3	0	1	18	.324	6	0	0	0	0	0	1	0	10	10	24	5	2
04-06	California	27	0	2	0	1	0	0	3	.074	5	0	0	0	1	0	0	2	11	6	27	9	1
04-10	San Diego	30	2	4	2	1	0	1	8	.133	2	0	0	0	0	0	1	0	12	4	27	10	2
04-11	San Diego	30	7	8	7	3	1	2	19	.267	5	0	0	0	0	1	0	1	11	5	27	10	0
04-12	San Diego	31	6	8	5	3	0	0	11	.258	3	0	2	0	2	0	0	0	7	6	27	12	0
04-14	at Sacramento State	23	2	3	0	1	0	0	4	.130	4	0	1	0	2	0	0	1	5	6	18	5	2
04-17	at Portland	33	3	7	2	1	0	0	8	.212	2	0	0	0	1	1	0	1	7	7	24	6	0
04-18	at Portland	34	5	8	5	0	0	1	11	.235	3	0	3	0	2	0	1	0	14	9	27	11	0
04-19	at Portland	25	0	4	0	0	0	0	4	.160	3	0	0	0	2	0	0	0	5	9	18	7	1
04-22	at California	38	3	9	3	0	0	1	12	.237	5	0	2	0	0	0	0	0	11	10	28	11	2
04-24	Pacific	39	5	11	5	5	0	0	16	.282	5	0	1	0	2	0	0	0	13	15	27	14	2
04-25	Pacific	30	5	9	5	2	1	0	13	.300	5	0	0	0	2	0	0	3	2	8	27	9	0
04-26	Pacific	35	2	8	2	0	0	1	11	.229	5	0	1	0	0	0	0	0	9	11	27	15	1
04-28	San Jose State	25	0	6	0	2	0	0	8	.240	4	0	0	1	1	0	0	1	11	8	21	6	0
05-01	at Pepperdine	39	10	13	9	2	0	1	18	.333	4	0	1	0	1	0	1	1	8	9	27	6	1
05-02	at Pepperdine	29	0	5	0	2	0	0	7	.172	1	0	0	0	3	0	0	2	9	6	24	16	0
05-03	at Pepperdine	32	2	8	2	0	0	0	8	.250	3	0	0	0	1	2	0	2	8	9	27	13	0
05-06	at Stanford	35	5	8	5	3	0	0	11	.229	8	0	1	0	3	0	0	1	12	14	24	4	0
Totals		1512	209	374	196	80	4	30	552	.247	201	2	35	5	66	14	12	33	457	402	1210	451	48



San Francisco Baseball 2025-2026 Season

(As of May 7, 2026)

San Francisco Team Game-by-Game Pitching

DATE	OPPONENT	IP	H	R	ER	BB	K	2B	3B	HR	WP	BK	HBP	DP	IBB	SCORE	W-L	SV	ERA
02-13	Western Illinois	9.0	4	0	0	2	11	1	0	0	0	0	0	1	0	2-0	1-0	1	0.00
02-14	Western Illinois	9.0	11	4	4	3	9	1	0	1	0	0	1	1	0	5-4	2-0	1	2.00
02-14	Western Illinois	9.0	4	6	5	6	11	0	0	0	1	0	1	0	0	10-6	3-0	0	3.00
02-18	UC Davis	9.0	6	2	2	7	9	4	0	0	1	0	0	0	0	1-2	3-1	0	2.75
02-20	at San Jose State	13.0	11	6	6	6	13	2	0	0	0	0	3	2	0	7-6	4-1	1	3.12
02-21	at San Jose State	8.0	8	7	6	3	8	0	1	1	0	1	0	0	0	3-7	4-2	0	3.63
02-22	San Jose State	9.0	6	3	2	5	5	2	0	0	1	0	1	0	0	9-3	5-2	0	3.41
02-26	California Baptist	9.0	20	16	16	8	6	5	0	7	5	0	2	0	0	2-16	5-3	0	4.92
02-27	California Baptist	9.0	12	7	4	2	10	2	1	0	0	0	1	1	0	1-7	5-4	0	4.82
02-28	California Baptist	9.0	8	2	2	6	5	3	0	0	0	0	0	1	0	3-2	6-4	1	4.55
03-01	California Baptist	9.0	4	2	1	3	9	1	0	0	0	0	1	1	0	1-2	6-5	0	4.24
03-06	UMass Lowell	9.0	9	5	5	3	6	1	1	0	0	0	0	1	0	8-5	7-5	1	4.30
03-07	UMass Lowell	9.0	21	18	14	6	8	2	0	1	1	0	1	2	0	7-18	7-6	0	5.03
03-08	UMass Lowell	9.0	8	6	5	8	8	3	0	0	0	1	1	0	0	4-6	7-7	0	5.02
03-09	UMass Lowell	9.0	5	2	2	3	6	2	0	0	0	0	0	1	0	8-2	8-7	0	4.83
03-13	at UC Riverside	8.0	12	7	7	4	6	3	0	0	0	2	3	1	0	3-7	8-8	0	4.99
03-14	at UC Riverside	9.0	5	4	4	5	8	1	0	0	1	0	4	1	0	6-4	9-8	0	4.94
03-15	at UC Riverside	9.0	13	6	4	2	3	1	0	1	1	0	2	0	0	5-6	9-9	0	4.88
03-17	Sacramento State	9.0	10	8	8	6	10	2	1	2	0	0	2	1	0	3-8	9-10	0	5.05
03-20	Santa Clara	9.0	7	1	1	1	0	6	0	0	0	0	1	0	0	2-1	10-10	1	4.85
03-21	Santa Clara	9.0	5	1	1	4	5	1	1	0	0	0	1	0	0	2-1	11-10	1	4.66
03-22	Santa Clara	9.0	9	5	5	2	8	2	0	2	0	1	1	0	0	6-5	12-10	1	4.68
03-24	at Nevada	8.0	13	14	14	8	0	4	0	1	1	0	1	2	0	9-14	12-11	0	5.11
03-27	Seattle U	9.0	5	4	4	4	12	0	0	1	0	1	1	0	0	8-4	13-11	0	5.06
03-28	Seattle U	10.0	8	5	5	8	10	0	0	1	2	1	2	2	0	6-5	14-11	0	5.04
03-29	Seattle U	9.0	10	5	3	4	10	1	0	1	1	0	1	1	0	8-5	15-11	1	4.96
04-02	at LMU (CA)	8.0	11	12	12	3	13	3	0	2	0	0	5	1	0	10-12	15-12	0	5.24
04-03	at LMU (CA)	9.0	4	4	3	4	12	1	0	0	1	0	3	1	0	6-4	16-12	1	5.16
04-04	at LMU (CA)	8.0	13	10	9	4	8	4	0	1	0	0	1	0	0	7-10	16-13	0	5.31
04-06	California	9.0	10	8	6	2	8	4	0	0	4	0	1	1	0	0-8	16-14	0	5.33
04-10	San Diego	9.0	16	9	5	0	8	5	1	0	2	0	3	0	0	2-9	16-15	0	5.32
04-11	San Diego	9.0	6	5	5	7	9	3	0	1	0	0	1	0	0	7-5	17-15	1	5.31
04-12	San Diego	9.0	8	1	1	1	5	3	0	0	0	1	1	1	0	6-1	18-15	0	5.18
04-14	at Sacramento State	6.0	13	12	10	4	4	2	0	1	1	0	2	0	0	2-12	18-16	0	5.38
04-17	at Portland	8.0	9	5	5	5	7	2	0	0	1	0	2	0	0	3-5	18-17	0	5.38
04-18	at Portland	9.0	5	4	4	4	6	0	0	1	0	0	1	0	0	5-4	19-17	1	5.34
04-19	at Portland	6.0	10	11	9	7	4	2	0	0	0	0	1	0	0	0-11	19-18	0	5.49
04-22	at California	9.1	6	4	2	9	3	1	0	0	0	0	2	0	0	3-4	19-19	0	5.39
04-24	Pacific	9.0	14	10	8	6	2	5	0	2	1	0	1	2	0	5-10	19-20	0	5.46
04-25	Pacific	9.0	6	3	3	2	10	1	1	2	0	0	0	0	0	5-3	20-20	1	5.40
04-26	Pacific	9.0	12	8	7	6	7	3	0	2	1	0	1	0	0	2-8	20-21	0	5.44
04-28	San Jose State	7.0	12	12	12	7	11	3	0	3	2	0	3	0	0	0-12	20-22	0	5.63
05-01	at Pepperdine	9.0	8	4	4	1	4	4	0	1	0	0	1	0	0	10-4	21-22	0	5.59
05-02	at Pepperdine	8.0	15	4	4	2	1	3	0	0	0	0	1	1	0	0-4	21-23	0	5.57
05-03	at Pepperdine	9.0	6	0	0	1	4	0	0	0	0	0	0	0	0	2-0	22-23	1	5.44
05-06	at Stanford	8.0	16	12	12	9	7	4	1	1	0	0	1	1	0	5-12	22-24	0	5.60
Totals		403.1	434	284	251	202	335	97	8	36	28	8	62	27	0	-	22-24	15	5.60



San Francisco Baseball 2025 - 2026 Season

(As of May 7, 2026)

San Francisco Multi-hit/RBI/Run Games and Hitting Streaks

MULTIPLE HIT GAMES	2	3	4	5+	TOTAL
ESQUIVEL, Eddison	11	1	1	0	13
ROGERS, TJ	11	1	0	0	12
HARMON, Trevor	9	1	0	0	10
LEWIS, Jared	7	2	0	0	9
RAMPPEN, Zack	9	0	0	0	9
LANDRY, Isaiah	3	2	0	0	5
GARRISON, Jayden	3	2	0	0	5
NYSTROM, Jackson	4	0	1	0	5
HARRIES, Tyler	3	1	0	0	4
KALLINGER, Myles	2	2	0	0	4
BURKE, Brendan	1	0	1	0	2
DAVIS, Wyatt	2	0	0	0	2
NAGY, Zach	2	0	0	0	2
LEWIS, Jordan	2	0	0	0	2
VASELL, Tino	1	0	0	0	1

MULTIPLE RBI GAMES	2	3	4	5+	TOTAL
NYSTROM, Jackson	0	4	1	0	5
LEWIS, Jared	5	0	0	0	5
BURKE, Brendan	3	1	0	0	4
GARRISON, Jayden	2	2	0	0	4
ESQUIVEL, Eddison	2	2	0	0	4
HARRIES, Tyler	3	0	0	0	3
ROGERS, TJ	2	1	0	0	3
RAMPPEN, Zack	3	0	0	0	3
LANDRY, Isaiah	2	0	0	0	2
KALLINGER, Myles	1	0	0	1	2
DAVIS, Wyatt	1	0	1	0	2
NAGY, Zach	1	0	0	0	1
BELLISIMO, Matteo	1	0	0	0	1
HARMON, Trevor	1	0	0	0	1

HITTING STREAKS	LONGEST	CURRENT
LANDRY, Isaiah	7	1
ESQUIVEL, Eddison	7	0
ROGERS, TJ	6	2
BURKE, Brendan	6	1
HARMON, Trevor	6	1
RAMPPEN, Zack	6	1
KALLINGER, Myles	6	0
HARRIES, Tyler	5	3
NYSTROM, Jackson	5	0
BUSBY, Trevor	4	4
GARRISON, Jayden	4	1
VASELL, Tino	4	0
NAGY, Zach	3	2
DAVIS, Wyatt	3	0
LEWIS, Jared	2	2
LEWIS, Jordan	2	2
BELLISIMO, Matteo	2	0
WALSH, Nick	1	0
LUYBEN, Brady	1	0
HIROMOTO, Jake	0	0

MULTIPLE RUN GAMES	2	3	4	5+	TOTAL
ROGERS, TJ	6	1	0	0	7
ESQUIVEL, Eddison	4	1	0	0	5
VASELL, Tino	3	0	0	0	3
GARRISON, Jayden	3	0	0	0	3
LANDRY, Isaiah	2	0	0	0	2
HARMON, Trevor	2	0	0	0	2
LEWIS, Jared	2	0	0	0	2
RAMPPEN, Zack	2	0	0	0	2
HARRIES, Tyler	1	0	0	0	1
KALLINGER, Myles	1	0	0	0	1
BURKE, Brendan	1	0	0	0	1
DAVIS, Wyatt	1	0	0	0	1
NAGY, Zach	1	0	0	0	1
NYSTROM, Jackson	1	0	0	0	1

REACHED SAFELY STREAKS (H,BB,IBB,HBP)	LONGEST	CURRENT
ESQUIVEL, Eddison	19	15
ROGERS, TJ	17	2
NYSTROM, Jackson	16	0
HARRIES, Tyler	14	3
VASELL, Tino	12	1
LANDRY, Isaiah	11	1
HARMON, Trevor	10	6
RAMPPEN, Zack	8	8
KALLINGER, Myles	7	7
LEWIS, Jordan	7	7
GARRISON, Jayden	7	4
BURKE, Brendan	7	1
DAVIS, Wyatt	6	2
LEWIS, Jared	6	2
BUSBY, Trevor	4	4
NAGY, Zach	4	2
BELLISIMO, Matteo	3	0
WALSH, Nick	2	2
LUYBEN, Brady	2	0
HIROMOTO, Jake	1	0

REACHED BASE STREAKS (H,BB,IBB,HBP,C,I,E,F,C)	LONGEST	CURRENT
ESQUIVEL, Eddison	19	15
ROGERS, TJ	19	2
NYSTROM, Jackson	16	0
HARRIES, Tyler	14	3
VASELL, Tino	12	1
LANDRY, Isaiah	11	1
HARMON, Trevor	10	6
LEWIS, Jared	9	2
RAMPPEN, Zack	8	8
KALLINGER, Myles	7	7
LEWIS, Jordan	7	7
GARRISON, Jayden	7	4
BURKE, Brendan	7	1
DAVIS, Wyatt	6	2
NAGY, Zach	6	2
BUSBY, Trevor	4	4
BELLISIMO, Matteo	3	1
WALSH, Nick	2	2
HIROMOTO, Jake	2	2
LUYBEN, Brady	2	0



San Francisco Baseball 2025-2026 Season

(As of May 7, 2026)

San Francisco Stats by Starters

Hitting

Starters (Stats from starts only)

PLAYER	GP-GS	AVG	AB	R	H	2B	3B	HR	XB	RBI	TB	SLG	BB	HP	K	GDP	OB%	SF	SH	SB-ATT	PO	A	E	FLD%
NYSTROM, Jackson	29-25	.313	80	14	25	4	0	3	7	19	38	.475	6	7	17	2	.404	0	0	0-0	8	0	0	1.000
RAMPPEN, Zack	33-27	.304	92	16	28	6	0	1	7	8	37	.402	4	5	16	5	.356	1	2	0-0	190	24	3	.986
HARMON, Trevor	35-32	.279	111	17	31	4	0	2	6	12	41	.369	15	9	27	3	.404	0	0	0-1	260	14	1	.996
ESQUIVEL, Eddison	46-46	.264	174	21	46	13	0	1	14	18	62	.356	26	10	42	3	.390	0	0	3-3	106	2	0	1.000
VASELL, Tino	25-20	.263	57	8	15	1	0	0	1	2	16	.281	15	3	21	2	.423	0	3	3-4	20	35	6	.902
LEWIS, Jared	35-32	.263	99	14	26	3	0	1	4	17	32	.323	19	3	34	0	.384	2	2	3-3	54	65	11	.915
ROGERS, TJ	42-42	.256	156	30	40	10	0	10	20	21	80	.513	30	6	58	1	.396	0	0	8-8	76	125	7	.966
KALLINGER, Myles	25-15	.254	59	8	15	3	2	2	7	10	28	.475	5	0	15	2	.299	1	2	3-4	25	1	0	1.000
LANDRY, Isaiah	28-27	.250	96	11	24	8	1	2	11	14	40	.417	9	5	26	2	.342	0	1	3-3	48	2	1	.980
BUSBY, Trevor	8-3	.250	12	1	3	1	0	0	1	1	4	.333	0	0	5	0	.250	0	0	0-0	0	0	0	0
HARRIES, Tyler	29-29	.229	109	12	25	4	0	1	5	16	32	.294	17	5	26	1	.356	1	0	0-0	21	66	2	.978
BELLISIMO, Matteo	11-2	.222	9	1	2	1	0	0	1	3	3	.333	0	0	3	0	.222	0	0	0-0	0	0	0	0
NAGY, Zach	19-13	.220	41	4	9	1	0	0	1	5	10	.244	3	0	8	2	.261	1	1	1-2	13	29	2	.955
BURKE, Brendan	33-28	.218	101	7	22	3	0	2	5	13	31	.307	10	2	48	4	.298	1	0	1-1	169	21	3	.984
GARRISON, Jayden	39-39	.200	140	21	28	8	1	3	12	17	47	.336	22	4	51	2	.320	2	1	4-4	99	0	5	.952
LEWIS, Jordan	19-13	.186	43	5	8	1	0	0	1	2	9	.209	8	1	15	1	.321	0	1	2-3	28	1	0	1.000
DAVIS, Wyatt	22-17	.185	54	7	10	2	0	1	3	11	15	.278	6	1	19	1	.270	2	0	1-1	7	0	0	1.000
WALSH, Nick	12-1	.000	4	0	0	0	0	0	0	0	0	.000	0	1	1	0	.200	0	0	0-0	1	1	0	1.000
HIROMOTO, Jake	6-1	.000	3	0	0	0	0	0	0	0	0	.000	0	0	2	0	.000	0	0	0-0	0	1	0	1.000
LUYBEN, Brady	5-2	.000	5	0	0	0	0	0	0	0	0	.000	1	0	1	0	.167	0	0	0-0	12	1	0	1.000
Totals		.247	1445	197	357	73	4	29	106	189	525	.363	196	62	435	31	.356	11	13	32-37	1152	407	45	.972

Non-starters (Stats from non-starts only)

PLAYER	GP-GS	AVG	AB	R	H	2B	3B	HR	XB	RBI	TB	SLG	BB	HP	K	GDP	OB%	SF	SH	SB-ATT	PO	A	E	FLD%
BUSBY, Trevor	8-3	1.000	1	0	1	1	0	0	1	1	2	2.000	0	0	0	0	1.000	0	0	0-0	1	1	0	1.000
LUYBEN, Brady	5-2	1.000	1	1	1	1	0	0	1	0	2	2.000	0	0	0	0	1.000	0	0	0-0	3	0	0	1.000
BURKE, Brendan	33-28	.500	6	1	3	2	0	0	2	0	5	.833	1	0	1	0	.571	0	0	0-0	13	2	0	1.000
LEWIS, Jared	35-32	.500	2	0	1	0	0	0	0	0	1	.500	0	0	0	0	.333	0	1	0-0	1	0	0	1.000
KALLINGER, Myles	25-15	.429	7	5	3	1	0	0	1	1	4	.571	1	0	2	0	.500	0	0	2-2	1	0	0	1.000
WALSH, Nick	12-1	.333	6	3	2	1	0	0	1	0	3	.500	0	1	2	0	.429	0	0	0-0	3	5	0	1.000
HARMON, Trevor	35-32	.333	3	1	1	1	0	0	1	0	2	.667	0	1	1	0	.500	0	0	0-0	2	0	0	1.000
DAVIS, Wyatt	22-17	.250	4	0	1	0	0	0	1	1	1	.250	0	0	1	0	.200	1	0	0-0	0	0	0	0
VASELL, Tino	25-20	.200	5	0	1	0	0	0	0	1	1	.200	1	0	3	0	.333	0	0	1-1	4	5	0	1.000
NYSTROM, Jackson	29-25	.167	6	1	1	0	0	1	1	3	4	.667	0	1	1	1	.286	0	0	0-0	0	1	0	1.000
NAGY, Zach	19-13	.125	8	0	1	0	0	0	0	0	1	.125	0	0	1	0	.125	0	0	0-0	7	5	0	1.000
BELLISIMO, Matteo	11-2	.125	8	0	1	0	0	0	0	0	1	.125	1	0	3	0	.222	0	0	0-0	0	0	0	0
HIROMOTO, Jake	6-1	.000	4	0	0	0	0	0	0	0	0	.000	0	1	4	0	.200	0	0	0-0	1	1	0	1.000
LEWIS, Jordan	19-13	.000	2	0	0	0	0	0	0	0	0	.000	1	0	1	0	.333	0	0	0-0	1	1	0	1.000
RAMPPEN, Zack	33-27	.000	4	0	0	0	0	0	0	0	0	.000	0	0	2	1	.000	0	0	0-0	14	1	0	1.000
LANDRY, Isaiah	28-27	0	0	0	0	0	0	0	0	0	0	0	0	0	0	0	0	0	0	0-0	0	0	0	0
Totals		.254	67	12	17	7	0	1	8	7	27	.403	5	4	22	2	.333	1	1	3-3	58	44	3	.971



San Francisco Baseball 2025-2026 Season

(As of May 7, 2026)

San Francisco Stats by Starters

Pitching

Starters (Stats from starts only)

PLAYER	GP-GS	ERA	W-L	IP	H	R	ER	BB	K	2B	3B	HR	AVG	BF	WP	HP	BK	SFA	SHA
GONZALES, Thomas	11-2	2.25	0-0	4.0	2	1	1	3	3	1	0	0	.182	14	0	0	0	0	0
VALDEZ, Adrian	12-12	4.09	4-4	50.2	57	30	23	14	30	12	1	2	.295	220	2	6	0	6	1
LOCKHART, Gauge	12-12	4.35	2-2	51.2	38	28	25	29	41	7	0	3	.208	225	2	10	1	3	0
POHORSKI, Quentin	11-1	4.50	0-0	4.0	2	2	2	3	4	0	0	0	.143	18	0	1	0	0	0
BARRETT, Gabriel	12-12	4.98	2-5	59.2	77	36	33	13	55	16	3	2	.313	272	1	8	1	1	4
GONZALEZ, Alan	15-4	7.71	0-1	4.2	4	5	4	3	4	2	0	0	.250	21	0	1	0	1	0
ANDREAS, Jake	12-1	27.00	0-1	1.0	3	3	3	1	1	0	0	2	.600	7	0	1	0	0	0
BUSBY, Trevor	6-2	31.50	0-2	2.0	4	7	7	3	1	1	0	2	.444	14	0	1	0	1	0
		4.96	8-15	177.2	187	112	98	69	139	39	4	11	.276	791	5	28	2	12	5

Non-starters (Stats from non-starts only)

PLAYER	GP-GS	ERA	W-L	IP	H	R	ER	BB	K	2B	3B	HR	AVG	BF	WP	HP	BK	SFA	SHA
THIELEN, Jackson	1-0	-	0-0	0.0	0	3	3	3	0	0	0	0	0	3	0	0	0	0	0
BUSBY, Trevor	6-2	0.00	0-0	3.2	5	1	0	2	2	3	0	0	.385	16	1	0	0	1	0
POHORSKI, Quentin	11-1	2.01	1-0	31.1	17	7	7	17	35	4	1	2	.163	126	2	0	0	0	5
YOVANOVICH, Kai	16-0	2.28	4-0	23.2	13	6	6	9	24	2	0	1	.167	92	1	2	0	0	3
BACURA, Nick	17-0	2.89	1-1	18.2	13	8	6	13	19	3	0	1	.194	83	2	2	0	1	0
GONZALEZ, Alan	15-4	3.75	0-0	12.0	12	6	5	4	10	5	0	1	.261	54	0	2	0	0	2
HOLZEMER, Hunter	19-0	4.87	5-0	20.1	30	16	11	7	17	8	1	3	.316	109	0	4	2	2	1
BYHRE, Chris	10-0	5.93	1-0	13.2	18	9	9	4	11	3	1	0	.327	67	1	5	2	0	3
AMBORN, Cal	14-0	6.04	0-1	22.1	25	17	15	8	12	5	0	4	.298	98	2	1	0	2	3
WHEELER, Paul	12-0	6.23	0-1	13.0	16	12	9	13	13	1	0	1	.296	73	0	5	0	0	1
ANDREAS, Jake	12-1	8.40	1-1	15.0	19	15	14	6	11	6	0	2	.297	72	2	2	0	0	0
ROSSI, Gino	9-0	9.39	0-1	7.2	12	8	8	4	7	2	0	1	.333	44	2	4	0	0	0
GONZALES, Thomas	11-2	11.25	1-3	12.0	18	16	15	11	10	4	0	1	.346	66	0	2	1	0	1
HARWELL, Wesley	5-0	11.57	0-0	4.2	8	6	6	4	1	0	0	1	.444	23	0	1	0	0	0
GOMEZ, Alex	10-0	12.19	0-0	10.1	12	16	14	12	9	1	0	4	.300	56	2	1	0	2	1
WELLEN, Braden	9-0	12.54	0-1	9.1	12	13	13	11	11	3	1	2	.308	51	1	0	1	0	1
NELSON, Magnus	3-0	15.43	0-0	2.1	7	5	4	3	2	3	0	0	.538	17	2	1	0	0	0
GONZALEZ, Thomas	1-0	20.26	0-0	1.1	3	3	3	1	1	1	0	1	.429	8	1	0	0	0	0
CABRERA, AC	2-0	22.50	0-0	2.0	7	5	5	1	1	4	0	0	.583	15	4	2	0	0	0
		6.10	14-9	225.2	247	172	153	133	196	58	4	25	.282	1073	23	34	6	8	21



San Francisco Baseball 2025-2026 Season

(As of May 7, 2026)

San Francisco Starters by Position and Order

Starting Lineup By Position
(Team W-L when starter)

POSITION	STARTS	W-L
PITCHER		
VALDEZ, Adrian	12	6-6
LOCKHART, Gauge	12	10-2
BARRETT, Gabriel	12	6-6
GONZALEZ, Alan	4	0-4
GONZALES, Thomas	2	0-2
BUSBY, Trevor	2	0-2
ANDREAS, Jake	1	0-1
POHORSKI, Quentin	1	0-1
CATCHER		
RAMPPEN, Zack	27	13-14
BURKE, Brendan	17	9-8
LUYBEN, Brady	2	0-2
FIRST BASE		
HARMON, Trevor	31	17-14
BURKE, Brendan	8	4-4
ESQUIVEL, Eddison	7	1-6
SECOND BASE		
LEWIS, Jared	29	14-15
VASELL, Tino	7	4-3
HARRIES, Tyler	5	2-3
NAGY, Zach	5	2-3
THIRD BASE		
HARRIES, Tyler	24	14-10
VASELL, Tino	13	5-8
NAGY, Zach	4	2-2
LEWIS, Jared	3	1-2
WALSH, Nick	1	0-1
HIROMOTO, Jake	1	0-1
SHORTSTOP		
ROGERS, TJ	42	22-20
NAGY, Zach	4	0-4
LEFT FIELD		
LANDRY, Isaiah	26	10-16
KALLINGER, Myles	10	7-3
ESQUIVEL, Eddison	7	3-4
LEWIS, Jordan	3	2-1
CENTER FIELD		
GARRISON, Jayden	39	21-18
LEWIS, Jordan	4	0-4
KALLINGER, Myles	2	1-1
LANDRY, Isaiah	1	0-1
RIGHT FIELD		
ESQUIVEL, Eddison	27	15-12
DAVIS, Wyatt	6	2-4
LEWIS, Jordan	6	3-3
NYSTROM, Jackson	4	1-3
KALLINGER, Myles	3	1-2
DH		
NYSTROM, Jackson	21	12-9
DAVIS, Wyatt	11	4-7
ESQUIVEL, Eddison	5	3-2
BURKE, Brendan	3	1-2
BELLISIMO, Matteo	2	1-1
BUSBY, Trevor	1	0-1
HARMON, Trevor	1	1-0

Starting Lineup By Batting Order
(Team W-L when starter)

POSITION	STARTS	W-L
LEADOFF		
LEWIS, Jared	12	5-7
GARRISON, Jayden	10	7-3
KALLINGER, Myles	8	5-3
VASELL, Tino	7	2-5
LANDRY, Isaiah	6	2-4
ROGERS, TJ	2	1-1
HARRIES, Tyler	1	0-1
2ND SPOT		
HARRIES, Tyler	14	8-6
LEWIS, Jared	8	5-3
ROGERS, TJ	7	3-4
ESQUIVEL, Eddison	7	5-2
GARRISON, Jayden	5	1-4
LANDRY, Isaiah	4	0-4
LEWIS, Jordan	1	0-1
3RD SPOT		
ESQUIVEL, Eddison	25	11-14
ROGERS, TJ	15	8-7
NYSTROM, Jackson	4	2-2
HARMON, Trevor	2	1-1
CLEANUP		
ROGERS, TJ	18	10-8
BURKE, Brendan	7	3-4
DAVIS, Wyatt	6	3-3
NYSTROM, Jackson	6	2-4
ESQUIVEL, Eddison	6	2-4
HARMON, Trevor	2	2-0
GARRISON, Jayden	1	0-1
5TH SPOT		
HARMON, Trevor	22	12-10
BURKE, Brendan	11	5-6
DAVIS, Wyatt	8	2-6
ESQUIVEL, Eddison	3	1-2
HARRIES, Tyler	1	1-0
NYSTROM, Jackson	1	1-0
6TH SPOT		
NYSTROM, Jackson	10	6-4
LEWIS, Jared	6	2-4
BURKE, Brendan	5	2-3
ESQUIVEL, Eddison	5	3-2
HARMON, Trevor	5	2-3
RAMPPEN, Zack	4	3-1
HARRIES, Tyler	3	2-1
DAVIS, Wyatt	3	1-2
LEWIS, Jordan	3	1-2
BUSBY, Trevor	1	0-1
BELLISIMO, Matteo	1	0-1
7TH SPOT		
RAMPPEN, Zack	14	6-8
VASELL, Tino	6	3-3
BURKE, Brendan	5	4-1
HARRIES, Tyler	4	2-2
GARRISON, Jayden	4	1-3
LANDRY, Isaiah	2	1-1
BUSBY, Trevor	2	0-2
NYSTROM, Jackson	2	0-2
LEWIS, Jordan	2	2-0
WALSH, Nick	1	0-1
NAGY, Zach	1	1-0
LUYBEN, Brady	1	0-1
BELLISIMO, Matteo	1	1-0
LEWIS, Jared	1	1-0
8TH SPOT		
GARRISON, Jayden	10	6-4
RAMPPEN, Zack	9	4-5
NAGY, Zach	6	3-3
HARRIES, Tyler	5	3-2
LEWIS, Jordan	5	0-5
VASELL, Tino	3	1-2
NYSTROM, Jackson	2	2-0
LEWIS, Jared	2	2-0
LANDRY, Isaiah	1	0-1
HIROMOTO, Jake	1	0-1
LUYBEN, Brady	1	0-1
HARMON, Trevor	1	1-0
9TH SPOT		
LANDRY, Isaiah	14	7-7
GARRISON, Jayden	9	6-3
KALLINGER, Myles	7	4-3
NAGY, Zach	6	0-6
VASELL, Tino	4	3-1
LEWIS, Jared	3	0-3
LEWIS, Jordan	2	2-0
HARRIES, Tyler	1	0-1