



# SAN FRANCISCO BASEBALL GAME NOTES

Assistant Director of Athletic Communications: Henry Golden | Email: hgolden@usfca.edu | Cell: (518) 530-7767 | X: @sfdonsbaseball | Instagram: @sfdonsbaseball | Facebook: @universityof.sanfrancisco.baseball

Season Series #14/Road Series #6

San Francisco at Saint Mary's | Thursday, May 14 - Saturday, May 16 | Moraga, Calif. | Louis Guisto Field | ESPN+

## SCHEDULE/RESULTS

OVERALL 22-27 | WCC: 13-11 | HOME: 16-15 | ROAD 6-12 | NEUTRAL 0-0

### FEBRUARY (6-4)

Feb. 13	WESTERN ILLINOIS	ESPN+	W, 2-0
Feb. 14	WESTERN ILLINOIS (DH)	ESPN+	W, 5-4
Feb. 14	WESTERN ILLINOIS (DH)	ESPN+	W, 10-6
Feb. 18	UC DAVIS	ESPN+	L, 2-1
Feb. 20	at San Jose State	MW Network	W, 7-6 (13)
Feb. 21	at San Jose State	MW Network	L, 7-3
Feb. 22	SAN JOSE STATE	ESPN+	W, 9-3
Feb. 26	CALIFORNIA BAPTIST	ESPN+	L, 16-2
Feb. 27	CALIFORNIA BAPTIST	ESPN+	L, 7-1
Feb. 28	CALIFORNIA BAPTIST	ESPN+	W, 3-2

### MARCH (9-7)

Mar. 1	CALIFORNIA BAPTIST	ESPN+	L, 2-1
Mar. 6	UMASS LOWELL	ESPN+	W, 8-5
Mar. 7	UMASS LOWELL	ESPN+	L, 18-7
Mar. 8	UMASS LOWELL	ESPN+	L, 6-4
Mar. 9	UMASS LOWELL	ESPN+	W, 8-2
Mar. 13	at UC Riverside	--	L, 7-3
Mar. 14	at UC Riverside	--	W, 6-4
Mar. 15	at UC Riverside	--	L, 6-5 (10)
Mar. 17	SACRAMENTO STATE	ESPN+	L, 8-3
Mar. 20	SANTA CLARA*	ESPN+	W, 2-1
Mar. 21	SANTA CLARA*	ESPN+	W, 2-1
Mar. 22	SANTA CLARA*	ESPN+	W, 6-5
Mar. 24	at Nevada	MW Network	L, 14-9
Mar. 27	SEATTLE U*	ESPN+	W, 8-4
Mar. 28	SEATTLE U*	ESPN+	W, 6-5 (10)
Mar. 29	SEATTLE U*	ESPN+	W, 8-5
Mar. 31	at UC Davis	--	Canceled

### APRIL (5-11)

Apr. 2	at LMU*	ESPN+	L, 12-10
Apr. 3	at LMU*	ESPN+	W, 6-4
Apr. 4	at LMU*	ESPN+	L, 10-7
Apr. 6	CALIFORNIA	ESPN+	L, 8-0
Apr. 10	SAN DIEGO*	ESPN+	L, 9-2
Apr. 11	SAN DIEGO*	ESPN+	W, 7-5
Apr. 12	SAN DIEGO*	ESPN+	W, 6-1
Apr. 14	at Sacramento State	ESPN+	L, 12-2 (7)
Apr. 17	at Portland*	ESPN+	L, 5-3
Apr. 18	at Portland*	ESPN+	W, 5-4
Apr. 19	at Portland*	ESPN+	L, 11-0 (7)
Apr. 21	at California	ACCNX	L, 4-3 (10)
Apr. 24	PACIFIC*	ESPN+	L, 10-5
Apr. 25	PACIFIC*	ESPN+	W, 5-3
Apr. 26	PACIFIC*	ESPN+	L, 8-2
Apr. 28	SAN JOSE STATE	ESPN+	L, 12-0 (7)

### MAY (2-5)

May 1	at Pepperdine*	ESPN+	W, 10-4
May 2	at Pepperdine*	ESPN+	L, 4-0
May 3	at Pepperdine*	ESPN+	W, 2-0
May 6	at Stanford	ACCNX	L, 12-5
May 8	GONZAGA*	ESPN+	L, 7-0
May 9	GONZAGA*	ESPN+	L, 13-0
May 10	GONZAGA*	ESPN+	L, 12-5
May 14	at Saint Mary's*	ESPN+	6:00 p.m.
May 15	at Saint Mary's*	ESPN+	6:00 p.m.
May 16	at Saint Mary's*	ESPN+	1:00 p.m.
May 20-23	WCC Championship^	ESPN+	TBA

Home games in CAPS

\* Denotes West Coast Conference contest

^ Denotes West Coast Conference Championship

## SERIES INFORMATION



### SAN FRANCISCO (22-27, 13-11 WCC)

Head Coach: Rob DiToma (Fourth Season)  
Record at San Francisco: 87-120 (.420)  
Career Record: 124-187 (.399)  
Program H2H Record vs. SMC (since '85): 79-73  
Streak vs. SMC: L1



### SAINT MARY'S (29-22, 14-10 WCC)

Head Coach: Eric Valenzuela (Ninth Season)  
Record at Saint Mary's: 279-226 (.512)  
Career Record: 379-295 (.562)  
Program H2H Record vs. USF (since '85): 73-79  
Streak vs. USF: W1

## PROBABLE STARTING PITCHERS

Thursday	ERA	WHIP	W-L	APP-GS	CG	SHO	SV	IP	H	R	ER	BB	SO
USF - Gabriel Barrett	5.01	1.50	2-5	13-12	0	0-1	0	64.2	84	38	36	13	58
SMC - Lukas Sarantos	6.88	1.75	2-1	18-4	0	0-0	2	35.1	48	29	27	14	37

Friday	ERA	WHIP	W-L	APP-GS	CG	SHO	SV	IP	H	R	ER	BB	SO
USF - Gauge Lockhart	4.85	1.33	2-3	13-13	0	0-0	0	55.2	43	33	30	31	43
SMC - Sam Kretsch	6.33	1.41	4-1	18-4	0	0-0	3	48.1	48	34	34	20	60

Saturday	ERA	WHIP	W-L	APP-GS	CG	SHO	SV	IP	H	R	ER	BB	SO
USF - Adrian Valdez	5.75	1.53	4-5	13-13	0	0-1	0	51.2	63	40	33	16	30
SMC - TBD	--	--	--	--	--	--	--	--	--	--	--	--	--

## SERIES FINALE STARTING LINEUP VS GONZAGA (MAY 10, 2026)

No.	Names	AVG	OPS	GP-GS	AB	R	H	2B	3B	HR	RBI	TB	BB	SO
6.	Jared Lewis	.269	.733	38-35	108	15	29	4	0	1	17	36	22	39
83.	Zack Ramppen	.288	.723	36-30	104	16	30	6	0	1	8	39	4	18
12.	TJ Rogers	.240	.853	45-45	167	30	40	10	0	10	21	80	30	61
48.	Jackson Nystrom	.284	.835	32-28	95	16	27	4	0	4	23	43	6	22
50.	Trevor Harmon	.274	.787	38-35	124	19	34	5	0	3	13	48	16	32
5.	Eddison Esquivel	.254	.717	49-49	185	21	47	13	0	1	18	63	26	48
11.	Tyler Harries	.222	.630	32-32	117	13	26	4	0	1	16	33	18	31
26.	Jayden Garrison	.190	.633	42-42	147	21	28	8	1	3	17	47	23	53
1.	Isaiah Landry	.243	.750	30-29	103	11	25	8	2	2	14	43	9	31

## LEADING OFF

### THE LAST TIME OUT:

The University of San Francisco baseball team (22-27, 13-11) will close out its final conference series of the season in a three-game set against Saint Mary's on Thursday, May 14 - Saturday, May 16, at Louis Guisto Field.

San Francisco enters the series after being swept by Gonzaga. In the second game of the series, the Dons managed just two walks as the Bulldogs held the green and gold hitless throughout the contest. In the series finale, six players recorded hits for the Dons, highlighted by Jordan Lewis' first home run of the season, a three-run blast in the ninth inning.

### THE STARTING PITCHERS:

Gabriel Barret is set to take the mound on Friday after making his first bullpen appearance of the season last weekend. The right-hander pitched the final five innings against Gonzaga, allowing two runs on six hits while striking out three batters. He also held the Bulldogs scoreless over the final four innings and allowed just three hits during that stretch.

Gauge Lockhart is scheduled to take the mound on Saturday after moving into the Friday starter role against Gonzaga last weekend. The right-hander pitched four innings, allowing five runs while striking out two batters. Lockhart leads the Dons with a .216 opponent batting average and holds a 4.85 earned run average on the season.

Adrian Valdez is projected to get the start in the series finale on Sunday. In his last outing against Gonzaga, the right-hander

pitched one inning and allowed 10 earned runs while issuing two walks. Valdez enters the weekend with a 5.75 earned run average.

### POSTSEASON IS ON THE LINE:

For the second straight season, San Francisco's postseason hopes will come down to the final weekend of the regular season. Last season, San Diego helped the green and gold secure the sixth and final seed in the West Coast Conference Championship with a sweep of Pacific. San Francisco is currently two games clear of Portland and Seattle U in fifth place in the league standings this season and owns the tiebreaker over the Redhawks following a three-game sweep at home on March 27-29.

### SCOUTING THE GAELS:

Saint Mary's hosts its final regular-season conference series after falling to Stanford in a nail-biting 7-6 loss on Tuesday on the road.

Diego Castellanos has put together a career season for the Gaels, emerging as one of the most consistent hitters in the WCC. The junior right fielder extended his hit streak to a season-high 27 games on Tuesday, going two-for-five with a run scored and an RBI. Castellanos leads the WCC with 51 runs scored and ranks second in the conference with 79 hits, 18 doubles, and a .385 batting average.

John Damozonio has been one of Saint Mary's most reliable starters this season, posting a 7-2 record with a 2.75 earned run average across 12 starts. The senior right-hander has struck out 74 batters in 70 innings while holding opponents to a .243 batting average. He also ranks fourth in the WCC with a 2.94 earned run average in conference play.



#1 Isaiah Landry  
5-9 | OF | Junior  
Richmond, Calif.



#2 Myles Kallinger  
5-8 | OF | Junior  
Agoura Hills, Calif.



#3 Zach Nagy  
6-2 | INF | Freshman  
Simi Valley, Calif.



#4 Matteo Bellissimo  
6-3 | INF | Senior  
Mill Valley, Calif.



#5 Edison Esquivel  
6-0 | OF/DH | Sophomore  
Englewood, Colo.



#6 Jared Lewis  
5-11 | INF | Junior  
Roseville, Calif.



#7 Jordan Lewis  
5-10 | OF | Senior  
Roseville, Calif.



#8 Magnus Nelson  
6-2 | RHP | Junior  
Austin, Texas




#9 Quentin Pohorski  
6-5 | RHP | Graduate  
San Jose, Calif.



#11 Tyler Harries  
6-8 | INF | Senior  
Federal Way, Wash.



#12 TJ Rogers  
6-2 | INF | Graduate  
Sparks, Nev.



#13 Hunter Holzemer  
5-11 | LHP | Senior  
Highlands Ranch, Colo.



#14 Braden Wellen  
6-3 | RHP | Senior  
Aliso Viejo, Calif.



#15 Paul Wheeler  
5-11 | LHP | Sophomore  
Los Altos, Calif.



#16 Adrian Valdez  
6-2 | RHP | Junior  
Newark, Calif.



#17 Thomas Gonzales  
5-10 | RHP | Freshman  
Laguna Beach, Calif.



#18 Nick Bacura  
5-10 | RHP | Graduate  
Manhattan Beach, Calif.



#20 Gauge Lockhart  
6-4 | RHP | Graduate  
Delta, Colo.



#21 Tino Vasell  
5-10 | INF | Freshman  
Pleasant Hill, Calif.



#22 Nick Walsh  
6-0 | INF | Senior  
Pleasanton, Calif.



#23 AC Cabrera  
5-10 | RHP | Senior  
Morgan Hill, Calif.



#24 Garrett Johnston  
6-4 | RHP | Junior  
Trabuco Canyon, Calif.



#25 Brendan Burke  
6-0 | C | Sophomore  
Phoenix, Ariz.



#26 Jayden Garrison  
5-11 | OF | Freshman  
Phoenix, Ariz.



#27 Cal Amborn  
6-4 | RHP | RS-Junior  
Larkspur, Calif.



#28 Jake Andreas  
6-3 | RHP | Freshman  
Saint George, Utah



#29 Wyatt Davis  
6-2 | OF | Junior  
Petaluma, Calif.



#31 Jackson Thielens  
6-2 | LHP | Graduate  
Eden Prairie, Minn.




#32 Trevor Busby  
6-4 | INF/RHP | Freshman  
Yucaipa, Calif.



#33 Jake Hiromoto  
6-2 | INF | Freshman  
Honolulu, Hawaii



#34 Alex Gomez  
6-2 | INF | Junior  
San Leandro, Calif.



#35 Kai Yovanovich  
6-3 | RHP | Senior  
Richmond, Calif.




#36 Chris Byhre  
6-0 | RHP | Graduate  
Waukesha, Wis.



#37 Brady Luyben  
5-10 | C | Freshman  
Murrieta, Calif.



#38 Gino Rossi  
6-2 | RHP | Junior  
Pinole, Calif.



#39 Alan Gonzalez  
6-2 | RHP | Freshman  
Salinas, Calif.




#40 Gabriel Barrett  
6-0 | RHP | Senior  
Mountain View, Calif.



#48 Jackson Nystrom  
5-11 | OF | Senior  
Livermore, Calif.



#50 Trevor Harmon  
6-2 | INF | Junior  
Pleasanton, Calif.



#52 Wesley Harwell  
6-3 | RHP | Sophomore  
Mountain View, Calif.



#83 Zack Ramppen  
5-9 | C | Senior  
New Canaan, Conn.



Rob DiToma  
Head Coach  
Fourth Season



Erik Supplee  
Assistant Coach  
Fourth Season



Jon Garvey  
Assistant Coach  
Second Season



Cameron Rowland  
Assistant Coach  
First Season



Eric Ma  
Director of Pitching Dev.  
Second Season



Tyler McPherson  
Director of Recruiting  
First Season



Matt Woods  
Director of Operations  
Second Season

2026 SAN FRANCISCO BASEBALL ROSTER

NUMERICAL

No.	Name	Pos.	Ht.	Wt.	B/T	Yr.	Hometown/Previous Team
1	Isaiah Landry	OF	5-9	170	R/R	Jr.	Richmond, Calif./Alabama State
2	Myles Kallinger	OF	5-8	170	R/R	Jr.	Agoura Hills, Calif./Agoura HS
3	Zach Nagy	INF	6-2	185	R/R	Fr.	Simi Valley, Calif./Royal HS
4	Matteo Bellisimo	INF	6-3	205	R/R	Fr.	Mill Valley, Calif./College of Marin
5	Eddison Esquivel	OF/DH	6-0	210	L/L	So.	Englewood, Colo./Cherry Creek HS
6	Jared Lewis	INF	5-11	190	S/R	Jr.	Roseville, Calif./Santa Clara/SJSU
7	Jordan Lewis	OF	5-10	190	R/R	Sr.	Roseville, Calif./Santa Clara
8	Magnus Nelson	RHP	6-2	200	R/R	Jr.	Austin, Texas/Westlake HS
9	Quentin Pohorski	RHP	6-5	235	R/R	Gr.	San Jose, Calif./West Valley
11	Tyler Harries	INF	6-1	210	R/R	Gr.	Federal Way, Wash./Centralia
12	TJ Rogers	INF	6-2	195	R/R	Gr.	Sparks, Nev./Austin Peay
13	Hunter Holzemer	LHP	5-11	180	L/L	Jr.	Highlands Ranch, Colo./Thunder Ridge HS
14	Braden Wellen	RHP	6-3	203	R/R	Jr.	Aliso Viejo, Calif./Golden West
15	Paul Wheeler	LHP	5-11	180	L/L	Sr.	Los Altos, Calif./UC Santa Barbara
16	Adrian Valdez	RHP	6-2	195	R/R	So.	Newark, Calif./West Valley
17	Thomas Gonzales	RHP	5-10	185	R/R	Jr.	Laguna Beach, Calif./Laguna Beach HS
18	Nick Bacura	RHP	5-10	220	R/R	Gr.	Manhattan Beach, Calif./Santa Clara/SF State
20	Gauge Lockhart	RHP	6-4	215	R/R	Gr.	Delta, Colo./Brown/Colorado Mesa
21	Tino Vasell	INF	5-10	180	L/R	Fr.	Pleasant Hill, Calif./College Park HS
22	Nick Walsh	INF	6-0	190	S/R	Fr.	Pleasanton, Calif./Chabot
23	AC Cabrera	RHP	6-0	225	R/R	Sr.	Morgan Hill, Calif./Archbishop Mitty HS
24	Garrett Johnston	RHP	6-4	225	R/R	Fr.	Trabuco Canyon, Calif./Orange Coast
25	Brendan Burke	C	6-0	205	R/R	So.	Phoenix, Ariz./Desert Vista HS
26	Jayden Garrison	OF	5-11	185	R/R	Fr.	Phoenix, Ariz./Desert Vista HS
27	Cal Amborn	RHP	6-4	210	R/R	RS-Jr.	Larkspur, Calif./Archie Williams HS
28	Jake Andreas	RHP	6-3	205	R/R	Fr.	Saint George, Utah/Dixie HS
29	Wyatt Davis	OF	6-2	205	L/R	Jr.	Petaluma, Calif./College of Marin
31	Jackson Thielen	LHP	6-2	190	L/L	Gr.	Eden Prairie, Minn./Gustavus Adolphus
32	Trevor Busby	INF/RHP	6-2	215	L/R	Fr.	Yucaipa, Calif./Yucaipa HS
33	Jake Hiromoto	INF	6-2	200	R/R	Fr.	Honolulu, Hawaii/Punahou HS
34	Alex Gomez	RHP	6-2	220	R/R	Jr.	San Leandro, Calif./Laney
35	Kai Yovanovich	RHP	6-3	215	R/R	Gr.	Richmond, Calif./Laney
36	Chris Byhre	RHP	6-0	205	R/R	Gr.	Waukesha, Wis./Omaha/Madison/Eastern Ky.
37	Brady Luyben	C	5-10	195	R/R	Fr.	Murrieta, Calif./Vista Murrieta HS
38	Gino Rossi	RHP	6-3	205	R/R	Fr.	Pinole, Calif./College of San Mateo
39	Alan Gonzalez	RHP	6-2	210	R/R	Fr.	Salinas, Calif./Palma HS
40	Gabriel Barrett	RHP	6-0	210	R/R	Sr.	Mountain View, Calif./Mountain View HS
48	Jackson Nystrom	OF	5-11	195	R/R	RS-So.	Livermore, Calif./Ohlone
50	Trevor Harmon	INF	6-2	205	R/R	Jr.	Pleasanton, Calif./Foothill HS
52	Wesley Harwell	RHP	6-3	195	R/R	So.	Mountain View, Calif./Mountain View HS
83	Zack Ramppen	C	5-9	200	R/R	Sr.	New Canaan, Conn./West Virginia

ALPHABETICAL

No.	Name	Pos.
27	Cal Amborn	RHP
28	Jake Andreas	RHP
18	Nick Bacura	RHP
40	Gabriel Barrett	RHP
4	Matteo Bellisimo	INF
25	Brendan Burke	C
32	Trevor Busby	INF/RHP
36	Chris Byhre	RHP
23	AC Cabrera	RHP
29	Wyatt Davis	OF
5	Eddison Esquivel	OF/DH
26	Jayden Garrison	OF
34	Alex Gomez	RHP
17	Thomas Gonzales	RHP
39	Alan Gonzalez	RHP
50	Trevor Harmon	INF
11	Tyler Harries	INF
52	Wesley Harwell	RHP
33	Jake Hiromoto	INF
13	Hunter Holzemer	LHP
24	Garrett Johnston	RHP
2	Myles Kallinger	OF
1	Isaiah Landry	OF
6	Jordan Lewis	INF
7	Jared Lewis	OF
20	Gauge Lockhart	RHP
37	Brady Luyben	C
3	Zach Nagy	INF
8	Magnus Nelson	RHP
48	Jackson Nystrom	OF
9	Quentin Pohorski	RHP
83	Zack Ramppen	C
12	TJ Rogers	INF
38	Gino Rossi	RHP
31	Jackson Thielen	LHP
16	Adrian Valdez	RHP
21	Tino Vasell	INF
22	Nick Walsh	INF
14	Braden Wellen	RHP
15	Paul Wheeler	LHP
35	Kai Yovanovich	RHP

COACHING STAFF:

Head Coach: Rob DiToma (Fourth Season, Mercy '05)  
 Assistant Coaches: Erik Suplee (Fourth Season), Jon Garvey (Second Season), Cameron Rowland (First Season)  
 Director of Pitching Development and Analytics: Eric Ma (Second Season)  
 Director of Recruiting: Tyler McPherson (First Season)  
 Director of Operations: Matt Woods (Second Season)

PRONUNCIATION GUIDE

PLAYERS

2.	Myles Kallinger	.....	Miles Cal-en-jer
4.	Matteo Bellisimo	.....	Mah-tay-oh Belliss-ee-moh
9.	Quentin Pohorski	.....	Puh-hor-skee
11.	Tyler Harries	.....	Hair-eez
13.	Hunter Holzemer	.....	Holez-mur
14.	Braden Wellen	.....	BRAY-den Well-en
18.	Nick Bacura	.....	BAH-kerr-AH
20.	Gauge Lockhart	.....	Gage
21.	Tino Vasell	.....	Vah-sell
28.	Jake Andreas	.....	An-DREE-ahs
31.	Jackson Thielen	.....	THEE-len
32.	Trevor Busby	.....	Buzz-BEE
33.	Jake Hiromoto	.....	Hear-ah-MOH-toe
35.	Kai Yovanovich	.....	Yo-von-oh-vitch
36.	Chris Byhre	.....	Bye-REE
37.	Brady Luyben	.....	LIE-ben
38.	Gino Rossi	.....	GEE-no ROSS-ee
48.	Jackson Nystrom	.....	Nigh-strum
52.	Wesley Harwell	.....	Wes-lee Har-well
83.	Zack Ramppen	.....	Ramp-en



Audible pronunciations are available at [usfdons.com/sports/baseball/roster](https://usfdons.com/sports/baseball/roster) or by scanning the QR code.

COACHES/STAFF

Rob DiToma	.....	Deh-TOE-mah
Erik Suplee	.....	Soo-PLIE
Jon Garvey	.....	Garr-VEE

BY STATE

<b>ARIZONA</b>			
Brendan Burke	..... Phoenix	Braden Wellen	..... Aliso Viejo
Jayden Garrison	..... Phoenix	Paul Wheeler	..... Los Altos
		Kai Yovanovich	..... Richmond
<b>CALIFORNIA</b>		<b>COLORADO</b>	
Cal Amborn	..... Larkspur	Eddison Esquivel	..... Englewood
Nick Bacura	..... Manhattan Beach	Hunter Holzemer	..... Highlands Ranch
Gabriel Barrett	..... Mountain View	Gauge Lockhart	..... Delta
Matteo Bellisimo	..... Mill Valley		
Trevor Busby	..... Yucaipa	<b>CONNECTICUT</b>	
AC Cabrera	..... Morgan Hill	Zack Ramppen	..... New Canaan
Wyatt Davis	..... Petaluma		
Alex Gomez	..... San Leandro	<b>NEVADA</b>	
Thomas Gonzales	..... Laguna Beach	TJ Rogers	..... Sparks
Alan Gonzalez	..... Salinas		
Trevor Harmon	..... Pleasanton	<b>TEXAS</b>	
Wesley Harwell	..... Mountain View	Magnus Nelson	..... Austin
Garrett Johnston	..... Trabuco Canyon		
Myles Kallinger	..... Agoura Hills	<b>HAWAII</b>	
Isaiah Landry	..... Richmond	Jake Hiromoto	..... Honolulu
Jared Lewis	..... Roseville		
Jordan Lewis	..... Roseville	<b>MINNESOTA</b>	
Brady Luyben	..... Murrieta	Jackson Thielen	..... Eden Prairie
Zach Nagy	..... Simi Valley		
Jackson Nystrom	..... Livermore	<b>WASHINGTON</b>	
Quentin Pohorski	..... San Jose	Tyler Harries	..... Federal Way
Gino Rossi	..... Pinole		
Adrian Valdez	..... Newark	<b>WISCONSIN</b>	
Tino Vasell	..... Pleasant Hill	Chris Byhre	..... Waukesha
Nick Walsh	..... Pleasanton		
		<b>UTAH</b>	
		Jake Andreas	..... Saint George

BY CLASSIFICATION

<b>GRADUATE STUDENTS (7)</b>			
Nick Bacura	.....RHP	Wyatt Davis	..... OF
Chris Byhre	.....RHP	Alex Gomez	.....RHP
Quentin Pohorski	.....RHP	Gino Rossi	.....RHP
TJ Rogers	.....INF	Trevor Harmon	.....INF
Gauge Lockhart	.....RHP	Cal Amborn	.....RHP
Jackson Thielen	.....LHP		
Kai Yovanovich	.....RHP	<b>SOPHOMORES (5)</b>	
		Eddison Esquivel	..... DH/OF
		Paul Wheeler	..... LHP
		Brendan Burke	.....C
		Wesley Harwell	.....RHP
		Jackson Nystrom	..... OF
		<b>SENIORS (8)</b>	
Matteo Bellisimo	.....INF	Matteo Bellisimo	.....INF
Jordan Lewis	.....OF	Jordan Lewis	.....OF
Tyler Harries	.....INF	Tyler Harries	.....INF
Hunter Holzemer	.....LHP	Hunter Holzemer	.....LHP
Nick Walsh	.....INF	Nick Walsh	.....INF
AC Cabrera	.....RHP	AC Cabrera	.....RHP
Gabriel Barrett	.....RHP	Gabriel Barrett	.....RHP
Zack Ramppen	.....C	Zack Ramppen	.....C
		<b>JUNIORS (12)</b>	
Isaiah Landry	.....OF	Isaiah Landry	.....OF
Myles Kallinger	.....OF	Myles Kallinger	.....OF
Jared Lewis	.....INF	Jared Lewis	.....INF
Magnus Nelson	.....RHP	Magnus Nelson	.....RHP
Braden Wellen	.....RHP	Braden Wellen	.....RHP
Adrian Valdez	.....RHP	Adrian Valdez	.....RHP
Garrett Johnston	.....RHP	Garrett Johnston	.....RHP
		<b>FRESHMAN (9)</b>	
		Zach Nagy	.....INF
		Thomas Gonzales	.....RHP
		Tino Vasell	.....INF
		Jayden Garrison	.....OF
		Jake Andreas	.....RHP
		Trevor Busby	.....INF/RHP
		Jake Hiromoto	.....INF
		Brady Luyben	.....INF
		Alan Gonzalez	.....RHP



# ROB DITOMA

HEAD COACH | FOURTH SEASON AT SAN FRANCISCO | SEVENTH OVERALL

## CAREER HIGHLIGHTS AT SAN FRANCISCO:

Rob DiToma was named the fifth head coach of the University of San Francisco baseball program on June 15, 2022, after spending the previous three seasons at FDU, where he was head coach of the Knights since June 2019.

San Francisco finished the 2025 season with a 26-30 record and posted nine conference victories as DiToma led the program to its first West Coast Conference Tournament appearance since 2022.

The Dons earned their most series wins in the DiToma era, recording seven throughout the campaign, with four coming during conference play. Earned series wins over Santa Clara, Saint Mary's, Pepperdine, and Portland. The victory over Portland helped solidify the program's spot in the conference tournament in Las Vegas, Nev.

Five players earned All-WCC recognition: Patrick Keighran (All-WCC First Team), TJ Rogers (All-WCC Second Team), Eddison Esquivel (All-WCC Honorable Mention + All-Freshman Team), Aidan Risse (All-WCC Honorable Mention), and Lance Santerre (All-WCC Honorable Mention). Esquivel was also named to the 2025 ABCA/Rawlings All-West Region Second Team and earned WCC Freshman of the Week a league-leading three times.

The Dons also posted a new single-season home run record, recording 66 in 56 games. Keighran and Esquivel led the team with 12 apiece, while 16 of the 19 players to have a plate appearance totaled at least one long ball.

Overall, the offense ranked fifth in the WCC in batting average (.266), hits (490), and doubles (95), third in triples (11) and home runs (66), fourth in RBI (318) and slugging percentage (.437), and walks (223).

The 2024 season saw growth in the program, as the team posted 21 wins, highlighted by victories over Creighton, Minnesota, and San Jose State.

The Dons' pitching staff highlighted the season as the team ranked third in the West Coast Conference with a 4.75 earned-run average. Joe Soberon led the team and ranked second in the WCC in ERA (3.20), sixth in opposing batting average (.233), fifth in innings pitched (78.2) and eighth in strikeouts (67). Gabriel Barrett posted a team-leading nine saves, second most in the league.

Two players earned conference honors with Soberon earning All-WCC Second Team recognition and Myles Kallinger was named to the All-Freshman Team.

In year one leading the Dons, DiToma guided USF to 18 wins and a 14-12 record at home at Benedetti Diamond. The mark included three wins on opening weekend against Pac-12 opponent Utah as well as a home sweep of Villanova. Additionally, the Dons also tallied a huge road victory over then-ranked No. 20 Washington State in Pullman on March 15, 2023.

Overall, San Francisco led the West Coast Conference in stolen bases (74) for the third straight season as DiToma continued the trend of utilizing the base paths as a staple of the team's offense.

Notably, Harris Williams III led the conference in stolen bases with 22 on the year.

Under DiToma's leadership, Mario DeMera was named All-WCC First Team, Williams III was named to the All-WCC Second Team, and right-handed pitcher Gabriel Barrett was named to the All-WCC Freshman Team.

## OTHER CAREER NOTABLES:

Before his time at FDU, DiToma spent six years at Fordham University, where he served as the associate head coach for his last two seasons with the Rams. In 2019, DiToma helped guide Fordham to an Atlantic 10 Championship and back to the NCAA Tournament for the first time since 1998.

Overall, DiToma's offensive philosophies on the base paths proved to be top-notch, as the Rams led the nation in stolen bases for two straight seasons. In addition to his role as associate head coach, DiToma was a successful recruiting coordinator for the Rams.

DiToma's efforts landed perennial award-winning talent, including 2018 A-10 Rookie of the Year Jake MacKenzie.

DiToma also spent four years at Iona College before his first head coaching opportunity at FDU, where he served as the team's hitting instructor and recruiting coordinator. In four seasons with the Gaels, DiToma guided Iona's offense to some of its most productive seasons in the last decade.

In 2010, the Gaels posted their highest batting average and slugging percentage while also scoring the most runs in their previous 10 seasons. Notably, four of his hitters from that team received All-MAAC honors, including three first-team honorees.

Before his four-year stint at Iona, DiToma coached for one season each at both Siena and Temple.

## PERSONAL HIGHLIGHTS:

DiToma's playing career included four years at Mercy College, where he was the starting second baseman and was elected team captain during his senior year. As a junior, he batted .309 and was named an All-NYCAC selection.

## OTHER NOTABLES:

DiToma graduated from Mercy College in 2005 and went on to earn a master's degree in physical education from Manhattanville College in 2007, where he helped guide his team to the 2007 Skyline Conference Championship.

## DITOMA COACHING FILES:

### Coaching Career:

San Francisco: Head Coach (2022-Pres.)  
 Fairleigh Dickinson: Head Coach (2020-22)  
 Fordham: Assistant Coach (2014-19)  
 Iona: Assistant Coach (2010-13)  
 Siena: Assistant Coach (2009)  
 Temple: Assistant Coach (2008)  
 Manhattanville: Assistant Coach (2006-07)

## YEARLY OVERALL RECORDS:

Year	School	Record
2020	FDU	4-9 (.308)
2021	FDU	9-28 (.243)
2022	FDU	24-30 (.444)
2023	San Francisco	18-29 (.383)
2024	San Francisco	21-34 (.382)
2025	San Francisco	26-30 (.464)
2026	San Francisco	22-27 (.449)

School	W	L	Pct.
Fairleigh Dickinson	37	67	.356
San Francisco	87	120	.420
Overall	124	187	.399

## RECORD VS. 2026 OPPONENTS:

Opponent	W	L	Pct.
Western Illinois	3	0	1.000
UC Davis	4	2	.667
San Jose State	7	6	.538
California Baptist	1	4	.200
UMass Lowell	2	2	.500
UC Riverside	2	2	.500
Sacramento State	2	5	.286
Santa Clara	5	7	.417
Nevada	3	6	.333
Seattle U	4	0	1.000
LMU	3	9	.250
California	1	5	.167
San Diego	2	10	.167
Portland	4	8	.333
Pacific	6	6	.500
Pepperdine	6	6	.500
Stanford	0	1	.000
Gonzaga	0	12	.000
Saint Mary's	4	6	.400
Overall	59	97	.378





# 40 GABRIEL BARRETT (2-5, 5.01 ERA)

SENIOR | RIGHT-HANDED PITCHER | MOUNTAIN VIEW, CALIF. | MOUNTAIN VIEW HS

**2025 (JUNIOR):** Finished the season with a 2.63 earned-run average, the lowest among all relief pitchers on the team with at least 30 innings pitched ... Recorded a 3-5 record on the mound in 19 appearances ... Ranked third on the team in strikeouts with 48 in 51.1 innings pitched ... Held opponents to a .225 batting average ... Recorded at least one strikeout in 17 of his 19 appearances.

**2024 (SOPHOMORE):** Finished the season with a 2.63 earned-run average, the lowest among all relief pitchers on the team with at least 30 innings pitched ... Recorded a 3-5 record on the mound in 19 appearances ... Ranked third on the team in strikeouts with 48 in 51.1 innings pitched ... Held opponents to a .225 batting average ... Recorded at least one strikeout in 17 of his 19 appearances ... Posted a season-high nine strikeouts in 4.2 innings at CSU Bakersfield (Mar. 2) ... Pitched a season-high 5.1 innings, allowing one run on three hits, and totaled two strikeouts against San Diego (May 10) ... Had a scoreless four-inning outing, allowing just one hit and recording six strikeouts at LMU (May 17) ... WCC All-Academic Honorable Mention.

**2023 (FRESHMAN):** Made 19 appearances on the mound while earning two starts ... Totaled a 5.83 earned-run average and 19 strikeouts in 29.1 innings pitched ... Recorded a season-high four strikeouts in three innings of work against Pepperdine (Apr. 15) ... WCC All-Freshman Team.

SEASON HIGHS		
Innings Pitched	6.0 (4x)	Last: at Pepperdine (5/1/26)
Hits	11	vs. San Diego (4/10/26)
Runs	6	vs. Pacific (4/24/26)
Earned Runs	5 (3x)	Last: vs. Pacific (4/24/26)
Walks	3 (2x)	Last: vs. Pacific (4/24/26)
Strikeouts	10	at LMU (4/2/26)
Home Runs	1 (2x)	Last: vs. Pacific (4/24/26)

SEASON LOWS		
Innings Pitched	2.2	vs. Pacific (4/24/26)
Hits	3	vs. Western Illinois (2/13/26)
Runs	0 (2x)	Last: at LMU (4/2/26)
Earned Runs	0 (3x)	Last: at LMU (4/2/26)
Walks	0 (6x)	Last: at Pepperdine (5/1/26)
Strikeouts	0	vs. Pacific (4/24/26)
Home Runs	0 (11x)	Last: vs. Gonzaga (5/8/26)

SEASON PITCHING STATISTICS

Date	Opponent	W/L	IP	H	R	ER	BB	SO	2B	3B	HR	WP	BK	HBP	BF	NP	SCORE	W	L	SV	G-ERA	S-ERA
2/13	vs. Western Illinois	W	5.0	3	0	0	1	5	1	0	0	0	0	0	18	--	2-0	1	0	0	0.00	0.00
2/20	at San Jose State	W	6.0	8	1	1	0	5	1	0	0	0	0	1	26	--	7-6	0	0	0	1.50	0.82
2/27	vs. CBU	L	5.0	9	5	4	0	6	2	1	0	0	0	0	23	--	1-7	0	1	0	7.20	2.81
3/6	vs. UMass Lowell	W	5.2	6	3	3	2	3	0	1	0	0	0	0	24	--	8-5	0	0	0	4.76	3.32
3/13	at UC Riverside	L	4.0	8	5	5	0	5	2	0	0	0	0	2	20	--	3-7	0	1	0	11.25	4.56
3/20	vs. Santa Clara	W	6.0	4	1	1	0	2	0	0	0	0	0	1	24	--	2-1	0	0	0	1.50	3.98
3/27	vs. Seattle U	W	3.1	4	4	4	2	7	0	0	1	0	1	1	17	--	8-4	0	0	0	10.80	4.63
4/2	at LMU	L	6.0	4	0	0	2	10	1	0	0	0	0	0	24	--	10-12	0	0	0	0.00	3.95
4/10	vs. San Diego	L	5.1	11	4	4	0	5	3	1	0	1	0	1	0	--	2-9	0	1	0	6.75	4.27
4/17	at Portland	L	4.2	7	5	5	3	4	2	0	0	0	0	0	0	--	3-5	0	1	0	9.64	4.76
4/24	vs. Pacific	L	2.2	8	6	5	3	0	1	0	1	0	0	1	0	--	5-10	0	1	0	16.87	5.37
5/1	at Pepperdine	W	6.0	5	2	2	0	3	3	0	0	0	0	1	0	--	10-4	1	0	0	3.00	5.13
5/8	vs. Gonzaga	L	5.0	6	2	2	0	3	3	0	0	0	0	0	0	--	0-7	0	0	0	3.60	5.01
5/14	at Saint Mary's	--	--	--	--	--	--	--	--	--	--	--	--	--	--	--	--	--	--	--	--	--
<b>Totals</b>		<b>W/L</b>	<b>IP</b>	<b>H</b>	<b>R</b>	<b>ER</b>	<b>BB</b>	<b>SO</b>	<b>2B</b>	<b>3B</b>	<b>HR</b>	<b>WP</b>	<b>BK</b>	<b>HBP</b>	<b>BF</b>	<b>NP</b>	<b>SCORE</b>	<b>W</b>	<b>L</b>	<b>SV</b>	<b>G-ERA</b>	<b>S-ERA</b>
		--	64.2	84	38	36	13	58	19	3	2	1	1	8	0	--	61-77	2	5	0		5.01

CAREER YEAR-BY-YEAR PITCHING STATISTICS

Year	ERA	W	L	APP	GS	CG	SHO	SV	IP	H	R	ER	BB	SO	2B	3B	HR	BF	BAVG	WP	HBP	BK	SFA	SHA
2023	5.83	0	2	19	2	0	0	0	29.1	37	22	19	13	19	2	2	4	139	.301	2	1	1	1	1
2024	2.63	3	5	19	1	0	0	5	51.1	42	20	15	10	48	8	2	3	207	.225	3	5	0	3	2
2025	4.97	1	3	19	10	0	0	0	58.0	67	39	32	20	52	11	1	3	269	.294	1	13	0	2	6
2026	5.01	2	5	13	12	0	0	0	64.2	84	38	36	13	58	19	3	2	292	.316	1	8	1	1	4
<b>Totals</b>	<b>ERA</b>	<b>W</b>	<b>L</b>	<b>APP</b>	<b>GS</b>	<b>CG</b>	<b>SHO</b>	<b>SV</b>	<b>IP</b>	<b>H</b>	<b>R</b>	<b>ER</b>	<b>BB</b>	<b>SO</b>	<b>2B</b>	<b>3B</b>	<b>HR</b>	<b>BF</b>	<b>BAVG</b>	<b>WP</b>	<b>HBP</b>	<b>BK</b>	<b>SFA</b>	<b>SHA</b>
4 Yrs.*	4.51	6	15	70	25	0	0	5	203.1	230	119	102	56	177	40	8	12	907	.286	7	27	2	7	13

\* San Francisco career statistics only



# 20 GAUGE LOCKHART (2-3, 4.85 ERA)

GRADUATE STUDENT | RIGHT-HANDED PITCHER | DELTO, COLO. | BROWN/COLORADO MESA

**2025 (SENIOR at Colorado Mesa):** Recorded an 8-1 record on the mound while making 14 appearances with 10 starts ... Registered a 5.77 earned-run average and struck out 47 batters in 53.0 innings pitched ... Pitched four or more innings eight times, highlighted by back-to-back six-inning outings against MSU Billings (Feb. 27) and N.M. Highlands (Mar. 8) ... Totaled five or more strikeouts in a game four times, including a season-best six against Adams State (Apr. 4) .... Helped guide the nationally ranked program to a 42-14 overall record, an RMAC Tournament title, and an appearance in the NCAA Division II Regional.

**2024 (JUNIOR at Colorado Mesa):** Appeared in one game out of the bullpen ... Pitched one inning and allowed three runs on two hits and one walk against Colorado School of Mines (Mar. 18).

**2022 (SOPHOMORE at Brown):** Made eight appearances out of the bullpen ... Recorded eight strikeouts over 11.1 innings ... Tossed a scoreless inning at South Florida (Mar. 5).

**2021 (FRESHMAN at Brown):** Season was cancelled due to the COVID-19 pandemic.

## SEASON HIGHS

Innings Pitched	6.1	at Portland (4/18/26)
Hits	9	at Pepperdine (5/2/26)
Runs	5 (3x)	Last: vs. Gonzaga (5/8/26)
Earned Runs	5	vs. San Diego (4/11/26)
Walks	5	vs. California Baptist (2/28/26)
Strikeouts	8	at LMU (4/3/26)
Home Runs	1 (4x)	Last: vs. Gonzaga (5/8/26)

## SEASON LOWS

Innings Pitched	0.0	vs. UMass Lowell (3/7/26)
Hits	1 (2x)	Last: at UC Riverside (3/14/26)
Runs	0 (2x)	Last: vs. Santa Clara (3/21/26)
Earned Runs	0 (2x)	Last: vs. Santa Clara (3/21/26)
Walks	1 (3x)	Last: at Pepperdine (5/2/26)
Strikeouts	0 (2x)	Last: at Pepperdine (5/2/26)
Home Runs	0 (9x)	Last: at Pepperdine (5/2/26)

## SEASON PITCHING STATISTICS

Date	Opponent	W/L	IP	H	R	ER	BB	SO	2B	3B	HR	WP	BK	HBP	BF	NP	SCORE	W	L	SV	G-ERA	S-ERA
2/14	vs. Western Illinois	W	3.2	2	3	2	1	5	0	0	0	1	0	1	15	--	10-6	0	0	0	4.91	4.91
2/22	vs. San Jose State	W	4.1	3	2	2	2	2	2	0	0	1	0	1	19	--	9-3	0	0	0	4.15	4.50
2/28	vs. CBU	W	4.0	1	0	0	5	3	0	0	0	0	0	0	18	--	3-2	0	0	0	0.00	3.00
3/7	vs. UMass Lowell	L	0.0	2	5	4	3	0	0	0	0	0	0	0	6	--	7-18	0	1	0	99.00	6.00
3/14	at UC Riverside	W	4.0	1	2	2	3	3	0	0	0	0	0	2	16	--	6-4	0	0	0	4.50	5.63
3/21	vs. Santa Clara	W	5.0	3	0	0	2	3	0	0	0	0	0	0	20	--	2-1	1	0	0	0.00	4.29
3/28	vs. Seattle U	W	4.0	4	2	2	3	5	0	0	1	0	1	1	18	--	6-5	0	0	0	4.50	4.32
4/3	at LMU	W	4.1	3	4	3	2	8	1	0	0	0	0	2	19	--	6-4	0	0	0	6.23	4.60
4/11	vs. San Diego	W	5.0	5	5	5	4	4	2	0	1	0	0	1	0	--	7-5	0	0	0	9.00	5.24
4/18	at Portland	W	6.1	2	1	1	2	4	0	0	0	0	0	1	0	--	5-4	0	0	0	1.42	4.65
4/25	vs. Pacific	W	6.0	3	1	1	1	4	0	0	1	0	0	0	0	--	5-3	1	0	0	1.50	4.24
5/2	at Pepperdine	L	5.0	9	3	3	1	0	2	0	0	0	0	1	0	--	0-4	0	1	0	5.40	4.35
5/9	vs. Gonzaga	L	4.0	5	5	5	2	2	2	0	1	0	0	0	0	--	0-7	0	1	0	11.25	4.85
5/15	at Saint Mary's	--	--	--	--	--	--	--	--	--	--	--	--	--	--	--	--	--	--	--	--	--
<b>Totals</b>		<b>W/L</b>	<b>IP</b>	<b>H</b>	<b>R</b>	<b>ER</b>	<b>BB</b>	<b>SO</b>	<b>2B</b>	<b>3B</b>	<b>HR</b>	<b>WP</b>	<b>BK</b>	<b>HBP</b>	<b>BF</b>	<b>NP</b>	<b>SCORE</b>	<b>W</b>	<b>L</b>	<b>SV</b>	<b>G-ERA</b>	<b>S-ERA</b>
		--	55.2	43	33	30	31	43	9	0	4	2	1	10	0	--	66-66	2	3	0		4.85

## CAREER YEAR-BY-YEAR PITCHING STATISTICS

Year	ERA	W	L	APP	GS	CG	SHO	SV	IP	H	R	ER	BB	SO	2B	3B	HR	BF	BAVG	WP	HBP	BK	SFA	SHA
2021 <sup>^</sup>	--	--	--	--	--	--	--	--	--	--	--	--	--	--	--	--	--	--	--	--	--	--	--	--
2022 <sup>^</sup>	7.94	0	2	8	0	0	0	0	11.1	18	15	10	14	8	2	1	0	70	.346	8	3	0	1	0
2024 <sup>^</sup>	27.00	0	0	1	0	0	0	0	1.0	2	3	3	1	0	1	0	1	6	.400	0	0	0	0	0
2025 <sup>^</sup>	5.77	8	1	14	10	0	0	0	53.0	48	37	34	35	47	8	1	4	247	.244	4	12	2	2	1
2026	4.85	2	3	13	13	0	0	0	55.2	43	33	30	31	43	9	0	4	243	.216	2	10	1	3	0
<b>Totals</b>	<b>ERA</b>	<b>W</b>	<b>L</b>	<b>APP</b>	<b>GS</b>	<b>CG</b>	<b>SHO</b>	<b>SV</b>	<b>IP</b>	<b>H</b>	<b>R</b>	<b>ER</b>	<b>BB</b>	<b>SO</b>	<b>2B</b>	<b>3B</b>	<b>HR</b>	<b>BF</b>	<b>BAVG</b>	<b>WP</b>	<b>HBP</b>	<b>BK</b>	<b>SFA</b>	<b>SHA</b>
1 Yr.*	4.85	2	3	13	13	0	0	0	55.2	43	33	30	31	43	9	0	4	243	.216	2	10	1	3	0

<sup>^</sup> Played at Brown for two seasons (2021 + 2022) and two seasons at Colorado Mesa (2024 + 2025)

<sup>+</sup> Did not compete in 2023

\* San Francisco career statistics only



# 16 ADRIAN VALDEZ (4-5, 5.75 ERA)

JUNIOR | RIGHT-HANDED PITCHER | NEWARK, CALIF. | WEST VALLEY COLLEGE

**2025 (SOPHOMORE at West Valley College):** Appeared in 16 games, earning the start in every contest ... Pitched an impressive 82.1 innings, second most on the team, and compiled a 3.83 earned-run average ... Posted an 8-3 record on the mound ... Allowed 35 earned runs on 71 hits and struck out 66 batters ... Recorded a season-high eight strikeouts in a 20-4 victory over Gavilan (Mar. 25) ... Was named First Team All-Conference and Second Team All-Region ... Helped guide the team to a 40-13 overall record and a second straight appearance in the 3C2A Baseball State Championship.

**2024 (FRESHMAN at West Valley College):** Finished the season with a 4.28 earned-run average while posting a 4-1 record, allowing 32 earned runs in 67.1 innings pitched ... Appeared in 20 games, third most on the team, with seven starts ... Earned his first-career victory on the mound, totaling three strikeouts and allowing one run in four innings pitched in a 10-2 decision against America River (Jan. 27) ... Accumulated 52 strikeouts, highlighted by a season-best six in five innings pitched at Gavilan (Mar. 19).

SEASON HIGHS		
Innings Pitched	6.0	vs. UMass Lowell (3/9/26)
Hits	9	at UC Riverside (3/15/26)
Runs	10	vs. Gonzaga (5/9/26)
Earned Runs	10	vs. Gonzaga (5/9/26)
Walks	3 (2x)	Last: vs. Pacific (4/26/26)
Strikeouts	5 (2x)	Last: vs. California Baptist (3/1/26)
Home Runs	1 (3x)	Last: vs. Gonzaga (5/9/26)

SEASON LOWS		
Innings Pitched	1.0	vs. Gonzaga (5/9/26)
Hits	3 (4x)	Last: vs. Seattle U (3/29/26)
Runs	0	at Pepperdine (5/3/26)
Earned Runs	0	at Pepperdine (5/3/26)
Walks	0 (5x)	Last: at Pepperdine (5/3/26)
Strikeouts	0 (2x)	Last: vs. Gonzaga (5/9/26)
Home Runs	0 (10x)	Last: at Pepperdine (5/3/26)

SEASON PITCHING STATISTICS

Date	Opponent	W/L	IP	H	R	ER	BB	SO	2B	3B	HR	WP	BK	HBP	BF	NP	SCORE	W	L	SV	G-ERA	S-ERA
2/14	vs. Western Illinois	W	4.0	6	1	1	0	4	0	0	0	0	0	0	16	--	5-4	0	0	0	2.25	2.25
2/21	at San Jose State	L	4.0	3	3	3	3	5	0	1	0	0	0	0	18	--	3-7	0	1	0	6.75	4.50
3/1	vs. CBU	L	5.0	3	2	1	1	5	1	0	0	0	0	1	18	--	1-2	0	1	0	1.80	3.46
3/9	vs. UMass Lowell	W	6.0	3	2	2	2	2	2	0	0	0	0	0	22	--	8-2	1	0	0	3.00	3.32
3/15	at UC Riverside	L	4.0	9	5	3	0	1	0	0	1	1	0	0	21	--	5-6	0	0	0	6.75	3.91
3/22	vs. Santa Clara	W	5.0	4	1	1	0	3	1	0	0	0	0	1	19	--	6-5	1	0	0	1.80	3.54
3/29	vs. Seattle U	W	4.0	3	3	1	2	2	0	0	1	0	0	0	18	--	8-5	0	0	0	2.25	3.38
4/4	at LMU	L	3.1	7	5	4	2	2	2	0	0	0	0	1	19	--	7-10	0	0	0	10.80	4.08
4/12	vs. San Diego	W	5.0	6	1	1	0	1	3	0	0	0	0	1	0	--	6-1	1	0	0	1.80	3.79
4/19	at Portland	L	3.1	5	4	4	1	3	1	0	0	0	0	1	0	--	0-11	0	1	0	10.80	4.33
4/26	vs. Pacific	L	2.0	4	3	2	3	0	2	0	0	1	0	1	0	--	2-8	0	1	0	9.00	4.53
5/3	at Pepperdine	W	5.0	4	0	0	0	2	0	0	0	0	0	0	0	--	2-0	1	0	0	0.00	4.09
5/10	vs. Gonzaga	L	1.0	6	10	10	2	0	1	0	1	0	0	2	0	--	0-13	0	1	0	90.00	5.75
5/16	at Saint Mary's	--	--	--	--	--	--	--	--	--	--	--	--	--	--	--	--	--	--	--	--	--
<b>Totals</b>		<b>W/L</b>	<b>IP</b>	<b>H</b>	<b>R</b>	<b>ER</b>	<b>BB</b>	<b>SO</b>	<b>2B</b>	<b>3B</b>	<b>HR</b>	<b>WP</b>	<b>BK</b>	<b>HBP</b>	<b>BF</b>	<b>NP</b>	<b>SCORE</b>	<b>W</b>	<b>L</b>	<b>SV</b>	<b>G-ERA</b>	<b>S-ERA</b>
		--	51.2	63	40	33	16	30	13	1	3	2	0	8	0	--	53-74	4	5	0		5.75

CAREER YEAR-BY-YEAR PITCHING STATISTICS

Year	ERA	W	L	APP	GS	CG	SHO	SV	IP	H	R	ER	BB	SO	2B	3B	HR	BF	BAVG	WP	HBP	BK	SFA	SHA
2024^	4.28	4	1	20	7	0	0	0	67.1	82	33	32	21	52	--	--	--	--	--	--	--	--	--	--
2025^	3.83	8	3	16	16	0	0	0	82.1	71	46	35	25	66	--	--	--	--	--	--	--	--	--	--
2026	5.75	4	5	13	13	0	0	0	51.2	63	40	33	16	30	13	1	3	233	.312	2	8	0	6	1
<b>Totals</b>	<b>ERA</b>	<b>W</b>	<b>L</b>	<b>APP</b>	<b>GS</b>	<b>CG</b>	<b>SHO</b>	<b>SV</b>	<b>IP</b>	<b>H</b>	<b>R</b>	<b>ER</b>	<b>BB</b>	<b>SO</b>	<b>2B</b>	<b>3B</b>	<b>HR</b>	<b>BF</b>	<b>BAVG</b>	<b>WP</b>	<b>HBP</b>	<b>BK</b>	<b>SFA</b>	<b>SHA</b>
1 Yr.*	5.75	4	5	13	13	0	0	0	51.2	63	40	33	16	30	13	1	3	233	.312	2	8	0	6	1

^ Played at West Valley College for two seasons (2024 + 2025)  
\* San Francisco career statistics only

# #1 ISIAH LANDRY

Junior | OF | Richmond, Calif. | Alabama State

AVG	OPS	GP-GS	AB	R	H	2B	3B	HR	RBI	TB	SLG%	BB	HBP	SO	GDP	OB%	SF	SH	SB-ATT
.243	.750	30 - 29	103	11	25	8	2	2	14	43	.417	9	5	31	2	.333	0	1	3 - 3

LAST SERIES VS. GON: 1-7, 3B, 5 K

LAST THREE GAMES:	POS.	AB	R	H	RBI	BB	SO
5/6/26 at Stanford	LF	3	1	2	2	2	0
5/8/26 vs. Gonzaga	LF	3	0	0	0	0	3
5/10/26 vs. Gonzaga	LF	4	0	1	0	0	2

**2026 HIGHLIGHTS:** Recorded a hit, one RBI, and a walk in one appearance in left field against Western Illinois (Feb. 14) ... Registered one double and two RBI in two games against San Jose State (Feb. 21-22).

# #2 MYLES KALLINGER

Junior | OF | Agoura Hills, Calif. | Agoura High School

AVG	OPS	GP-GS	AB	R	H	2B	3B	HR	RBI	TB	SLG%	BB	HBP	SO	GDP	OB%	SF	SH	SB-ATT
.265	.800	26 - 16	68	13	18	4	2	2	11	32	.471	7	0	17	2	.329	1	2	5 - 6

LAST SERIES VS. GON: 0-2, BB

LAST THREE GAMES:	POS.	AB	R	H	RBI	BB	SO
5/1/26 at Pepperdine	LF	6	1	1	0	0	1
5/3/26 at Pepperdine	LF	3	0	0	0	1	1
5/9/26 vs. Gonzaga	LF	2	0	0	0	1	0

**2026 HIGHLIGHTS:** Stole a career-best two bases and scored a run against Western Illinois (Feb. 14) ... Recorded his second-career grand slam while totaling five RBI in the win over UC Riverside (Mar. 14) ... Matched a career-high in hits with three at LMU (Apr. 3).

# #3 ZACH NAGY

Freshman | INF | Simi Valley, Calif. | Royal High School

AVG	OPS	GP-GS	AB	R	H	2B	3B	HR	RBI	TB	SLG%	BB	HBP	SO	GDP	OB%	SF	SH	SB-ATT
.204	.469	19 - 13	49	4	10	1	0	0	5	11	.224	3	0	9	2	.245	1	1	1 - 2

LAST SERIES AT LMU: 1-7, 2 RBI, 2 K

LAST THREE GAMES:	POS.	AB	R	H	RBI	BB	SO
4/14/26 at Sacramento State	SS	3	0	0	0	0	0
4/22/26 at California	2B	3	0	1	0	0	0
4/28/26 vs. San Jose State	SS	3	0	2	0	0	0

**2026 HIGHLIGHTS:** Recorded his first-career base hit against Western Illinois (Feb. 14).

# #4 MATTEO BELLISIMO

Senior | INF | Mill Valley, Calif. | College of Marin

AVG	OPS	GP-GS	AB	R	H	2B	3B	HR	RBI	TB	SLG%	BB	HBP	SO	GDP	OB%	SF	SH	SB-ATT
.176	.457	11 - 2	17	1	3	1	0	0	3	4	.235	1	0	6	0	.222	0	0	0 - 0

LAST SERIES VS. SU: 0-1, K

LAST THREE GAMES:	POS.	AB	R	H	RBI	BB	SO
3/28/26 vs. Seattle U	PH	1	0	0	0	0	1
4/6/26 vs. California	PH	1	0	0	0	0	1
5/6/26 at Stanford	PH	1	0	0	0	0	0

**2026 HIGHLIGHTS:** Recorded a hit, one RBI, and a walk in one appearance in left field against Western Illinois (Feb. 14) ... Recorded his first hit of the season against California Baptist (Mar. 1).

## #5 EDDISON ESQUIVEL

Sophomore | OF/DH | Englewood, Colo. | Cherry Creek High School

AVG	OPS	GP-GS	AB	R	H	2B	3B	HR	RBI	TB	SLG%	BB	HBP	SO	GDP	OB%	SF	SH	SB-ATT
.254	.717	49 - 49	185	21	47	13	0	1	18	63	.341	26	10	48	3	.376	0	0	3 - 3

LAST SERIES VS. GON: 1-11, 6 K

LAST THREE GAMES:	POS.	AB	R	H	RBI	BB	SO
5/8/26 vs. Gonzaga	RF	4	0	1	0	0	0
5/9/26 vs. Gonzaga	RF	3	0	0	0	0	3
5/10/26 vs. Gonzaga	DH	RF	4	0	0	0	3

**2026 HIGHLIGHTS:** Recorded a multi-hit game, going two-for-four in the season opener against Western Illinois (Feb. 13) ... Went two-for-four at the plate with two RBI, and a walk against San Jose State (Feb. 22) ... Totaled 10 hits in 16 at-bats (.625) and scored four runs in the four-game series against UMass Lowell (Mar. 6-9).

## #6 JARED LEWIS

Junior | INF | Roseville, Calif. | Santa Clara/San Jose State

AVG	OPS	GP-GS	AB	R	H	2B	3B	HR	RBI	TB	SLG%	BB	HBP	SO	GDP	OB%	SF	SH	SB-ATT
.269	.733	38 - 35	108	15	29	4	0	1	17	36	.333	22	3	39	0	.400	2	3	3 - 3

LAST SERIES VS. GON: 2-7, R, 2B, 3 BB, 5 K

LAST THREE GAMES:	POS.	AB	R	H	RBI	BB	SO
5/8/26 vs. Gonzaga	2B	2	0	1	0	2	1
5/9/26 vs. Gonzaga	2B	3	0	0	0	0	3
5/10/26 vs. Gonzaga	2B	2	1	1	0	1	1

**2026 HIGHLIGHTS:** Batted .400 (two-for-five) and recorded three walks against Western Illinois (Feb. 13-14) ... Went two-for-four at the plate with two RBI and two runs scored against Seattle U (Mar. 27).

## #7 JORDAN LEWIS

Senior | OF | Roseville, Calif. | Santa Clara

AVG	OPS	GP-GS	AB	R	H	2B	3B	HR	RBI	TB	SLG%	BB	HBP	SO	GDP	OB%	SF	SH	SB-ATT
.188	.599	21 - 13	48	6	9	1	0	1	5	13	.271	9	1	18	1	.328	0	1	2 - 3

LAST SERIES VS. GON: 1-3, R, HR, 3 RBI, 2 K

LAST THREE GAMES:	POS.	AB	R	H	RBI	BB	SO
4/28/26 vs. San Jose State	CF	2	0	1	0	1	0
5/6/26 at Stanford	RF	4	1	1	0	1	1
5/10/26 vs. Gonzaga	PH/CF	2	1	1	3	0	1

**2026 HIGHLIGHTS:** Went two-for-three, with a run, and a walk against Western Illinois (Feb. 13-14).

## #11 TYLER HARRIES

Senior | INF | Federal Way, Wash. | Centralia College

AVG	OPS	GP-GS	AB	R	H	2B	3B	HR	RBI	TB	SLG%	BB	HBP	SO	GDP	OB%	SF	SH	SB-ATT
.222	.630	32 - 32	117	13	26	4	0	1	16	33	.282	18	5	31	1	.348	1	0	0 - 0

LAST SERIES VS. GON: 1-8, R, BB, 5 K

LAST THREE GAMES:	POS.	AB	R	H	RBI	BB	SO
5/8/26 vs. Gonzaga	3B	2	0	0	0	1	1
5/9/26 vs. Gonzaga	3B	2	0	0	0	0	2
5/10/26 vs. Gonzaga	3B	4	1	1	0	0	2

**2026 HIGHLIGHTS:** Recorded an RBI double in his lone plate appearance against Western Illinois (Feb. 14) ... Hit his first home run of the season, a solo shot over the left-field wall, against Seattle U (Mar. 28).

## #12 TJ ROGERS

Graduate Student | INF | Sparks, Nev. | Austin Peay

AVG	OPS	GP-GS	AB	R	H	2B	3B	HR	RBI	TB	SLG%	BB	HBP	SO	GDP	OB%	SF	SH	SB-ATT
.240	.853	45 - 45	167	30	40	10	0	10	21	80	.479	30	6	61	1	.374	0	0	8 - 8

LAST SERIES VS. GON: 0-11, 3 K

LAST THREE GAMES:	POS.	AB	R	H	RBI	BB	SO
5/8/26 vs. Gonzaga	SS	4	0	0	0	0	1
5/9/26 vs. Gonzaga	SS	3	0	0	0	0	1
5/10/26 vs. Gonzaga	SS	4	0	0	0	0	1

**2026 HIGHLIGHTS:** Recorded two doubles and two walks against Western Illinois (Feb. 14) ... Hit two home runs and recorded three RBI against San Jose State (Feb. 20-22) ... Matched a career-high in home runs with two against Santa Clara (Mar. 21) ... Went a perfect three-for-three, with a double and a home run, and reached base safely in all five plate appearances against Seattle U (Mar. 29).

## #21 TINO VASELL

Freshman | INF | Pleasant Hill, Calif. | College Park High School

AVG	OPS	GP-GS	AB	R	H	2B	3B	HR	RBI	TB	SLG%	BB	HBP	SO	GDP	OB%	SF	SH	SB-ATT
.254	.697	26 - 20	63	8	16	1	0	0	3	17	.270	16	3	25	2	.427	0	3	4 - 5

LAST SERIES VS. GON: 0-1, K

LAST THREE GAMES:	POS.	AB	R	H	RBI	BB	SO
5/2/26 at Pepperdine	2B	2	0	0	0	0	1
5/3/26 at Stanford	3B	2	1	0	0	1	1
5/10/26 vs. Gonzaga	PH/2B	1	0	0	0	0	1

**2026 HIGHLIGHTS:** Recorded two hits and stole two bases in two games against Western Illinois (Feb. 13-14) ... Recorded a season-high four walks in the series finale at UC Riverside (Mar. 15).

## #22 NICK WALSH

Senior | INF | Pleasanton, Calif. | Chabot College

AVG	OPS	GP-GS	AB	R	H	2B	3B	HR	RBI	TB	SLG%	BB	HBP	SO	GDP	OB%	SF	SH	SB-ATT
.200	.633	12 - 1	10	3	2	1	0	0	0	3	.300	0	2	3	0	.333	0	0	0 - 0

LAST SERIES AT UCR: 0-0, R

LAST THREE GAMES:	POS.	AB	R	H	RBI	BB	SO
4/22/26 at California	PR/2B	0	1	0	0	0	0
4/28/26 vs. San Jose State	PH/2B	2	0	1	0	0	0
5/6/26 at Stanford	PH	0	0	0	0	0	0

**2026 HIGHLIGHTS:** Recorded his first hit of the season against California Baptist (Feb. 26).

## #25 BRENDAN BURKE

Sophomore | C | Phoenix, Ariz. | Desert Vista High School

AVG	OPS	GP-GS	AB	R	H	2B	3B	HR	RBI	TB	SLG%	BB	HBP	SO	GDP	OB%	SF	SH	SB-ATT
.231	.644	34 - 28	108	8	25	5	0	2	13	36	.333	11	2	50	4	.311	1	0	1 - 1

LAST SERIES VS. GON: 0-1, K

LAST THREE GAMES:	POS.	AB	R	H	RBI	BB	SO
4/28/26 vs. San Jose State	C/1B	3	0	0	0	0	3
5/6/26 at Stanford	C	4	1	1	0	1	1
5/10/26 vs. Gonzaga	C	1	0	0	0	0	1

**2026 HIGHLIGHTS:** Appeared in all three games at first base and catcher and posted a .273 batting average with a double against Western Illinois (Feb. 13-14) ... Matched a career-high in hits with four and recorded two RBI in the extra-inning victory at San Jose State (Feb. 20) ... Hit his first home run of the season against California Baptist (Mar. 1).

## #26 JAYDEN GARRISON

Freshman | OF | Phoenix, Ariz. | Desert Vista High School

AVG	OPS	GP-GS	AB	R	H	2B	3B	HR	RBI	TB	SLG%	BB	HBP	SO	GDP	OB%	SF	SH	SB-ATT
.190	.633	42 - 42	147	21	28	8	1	3	17	47	.320	23	4	53	2	.313	2	1	4 - 4

LAST SERIES VS. GON: 0-7, BB, 2 K

LAST THREE GAMES:	POS.	AB	R	H	RBI	BB	SO
5/8/26 vs. Gonzaga	CF	3	0	0	0	1	0
5/9/26 vs. Gonzaga	CF	2	0	0	0	0	2
5/10/26 vs. Gonzaga	CF	2	0	0	0	0	0

**2026 HIGHLIGHTS:** Batted leadoff in all three games and recorded his first-career hit in the season opener against Western Illinois (Feb. 13) ... Recorded his first-career home run in the series finale against San Jose State (Feb. 22) ... Hit his first-career walk-off home run in a 6-5 10-inning victory over Seattle U (Mar. 28).

## #29 WYATT DAVIS

Junior | OF | Petaluma, Calif. | College of Marin

AVG	OPS	GP-GS	AB	R	H	2B	3B	HR	RBI	TB	SLG%	BB	HBP	SO	GDP	OB%	SF	SH	SB-ATT
.190	.541	22 - 17	58	7	11	2	0	1	12	16	.276	6	1	20	1	.265	3	0	1 - 1

LAST SERIES AT LMU: 0-1

LAST THREE GAMES:	POS.	AB	R	H	RBI	BB	SO
4/14/26 at Sacramento State	RF	2	0	0	0	0	2
4/22/26 at California	PH	1	0	1	0	0	0
4/28/26 vs. San Jose State	RF	1	0	0	0	1	1

**2026 HIGHLIGHTS:** Recorded his first Division I home run and accumulated five RBI in the three-game series against Western Illinois (Feb. 13-14).

## #32 TREVOR BUSBY

Freshman | INF/RHP | Yucaipa, Calif. | Yucaipa High School

AVG	OPS	GP-GS	AB	R	H	2B	3B	HR	RBI	TB	SLG%	BB	HBP	SO	GDP	OB%	SF	SH	SB-ATT
.308	.770	5 - 3	13	1	4	2	0	0	2	6	.462	0	0	5	0	.308	0	0	0 - 0

LAST SERIES VS. UML: 1-1, 2B, RBI

LAST THREE GAMES:	POS.	AB	R	H	RBI	BB	SO
3/17/26 vs. Sacramento State	P/DH	4	1	1	0	0	1
4/22/26 at California	DH	5	0	1	1	0	2
4/28/26 vs. San Jose State	P/DH	3	0	1	0	0	2

**2026 HIGHLIGHTS:** Recorded his first-career hit, an RBI double, against UMass Lowell (Mar. 7).

## #33 JAKE HIROMOTO

Freshman | INF | Honolulu, Hawaii | Punahou High School

AVG	OPS	GP-GS	AB	R	H	2B	3B	HR	RBI	TB	SLG%	BB	HBP	SO	GDP	OB%	SF	SH	SB-ATT
.000	.125	6 - 1	7	0	0	0	0	0	0	0	.000	0	1	6	0	.125	0	0	0 - 0

LAST SERIES AT UCR: 0-0

LAST THREE GAMES:	POS.	AB	R	H	RBI	BB	SO
3/24/26 at Nevada	PH/2B	1	0	0	0	0	1
4/14/26 at Sacramento State	PH/2B	1	0	0	0	0	1
4/28/26 vs. San Jose State	3B	3	0	0	0	0	2

**2026 HIGHLIGHTS:**

## #37 BRADY LUYBEN

Freshman | C | Murrieta, Calif. | Vista Murrieta High School

AVG	OPS	GP-GS	AB	R	H	2B	3B	HR	RBI	TB	SLG%	BB	HBP	SO	GDP	OB%	SF	SH	SB-ATT
.167	.619	5 - 2	6	1	1	1	0	0	0	2	.333	1	0	1	0	.286	0	0	0 - 0

LAST SERIES VS. UML: 1-1, R, 2B

LAST THREE GAMES:	POS.	AB	R	H	RBI	BB	SO
4/6/26 vs. California	C	2	0	0	0	1	0
4/14/26 at Sacramento State	C	3	0	0	0	0	1
4/28/26 vs. San Jose State	C	0	0	0	0	0	0

2026 HIGHLIGHTS: Registered his first-career hit and run against UMass Lowell (Mar. 7).

## #48 JACKSON NYSTROM

Senior | OF | Livermore, Calif. | Ohlone College

AVG	OPS	GP-GS	AB	R	H	2B	3B	HR	RBI	TB	SLG%	BB	HBP	SO	GDP	OB%	SF	SH	SB-ATT
.284	.835	32 - 28	95	16	27	4	0	4	23	43	.453	6	9	22	2	.382	0	0	0 - 0

LAST SERIES VS. GON: 1-9, R, HBP, 6 K

LAST THREE GAMES:	POS.	AB	R	H	RBI	BB	SO
5/8/26 vs. Gonzaga	DH	4	0	1	0	0	1
5/9/26 vs. Gonzaga	DH	2	0	0	0	0	2
5/10/26 vs. Gonzaga	DH	3	1	0	1	0	1

2026 HIGHLIGHTS: Recorded his first-career home run, a three-run shot, in the win over Western Illinois (Feb. 14) ... Recorded a career-best four hits in five at-bats at LMU (Apr. 4) ... Hit his first-career grand slam in the win over San Diego (Apr. 11).

## #50 TREVOR HARMON

Junior | INF/C | Pleasanton, Calif. | Foothill High School

AVG	OPS	GP-GS	AB	R	H	2B	3B	HR	RBI	TB	SLG%	BB	HBP	SO	GDP	OB%	SF	SH	SB-ATT
.274	.787	38 - 35	124	19	34	5	0	3	13	48	.387	16	10	32	3	.400	0	0	0 - 1

LAST SERIES VS. GON: 2-10, R, HR, RBI, BB, 4 K

LAST THREE GAMES:	POS.	AB	R	H	RBI	BB	SO
5/8/26 vs. Gonzaga	1B	4	0	1	0	0	1
5/9/26 vs. Gonzaga	1B	2	0	0	0	1	1
5/10/26 vs. Gonzaga	1B	4	1	1	1	0	2

2026 HIGHLIGHTS: Went a perfect three-for-three at the plate and recorded an RBI against San Jose State (Feb. 22).

## #83 ZACK RAMPEN

Senior | C | New Canaan, Conn. | West Virginia

AVG	OPS	GP-GS	AB	R	H	2B	3B	HR	RBI	TB	SLG%	BB	HBP	SO	GDP	OB%	SF	SH	SB-ATT
.288	.723	36 - 30	104	16	30	6	0	1	8	39	.375	4	6	18	6	.348	1	2	0 - 0

LAST SERIES VS. GON: 1-8, HBP

LAST THREE GAMES:	POS.	AB	R	H	RBI	BB	SO
5/8/26 vs. Gonzaga	C	4	0	0	0	0	0
5/9/26 vs. Gonzaga	C	1	0	0	0	0	0
5/10/26 vs. Gonzaga	C	3	0	1	0	0	0

2026 HIGHLIGHTS: Recorded one hit in four at-bats in the season opener against Western Illinois (Feb. 13) ... Recorded his first home run of the season in the series finale against Santa Clara (Mar. 22).

## #8 MAGNUS NELSON

Junior | RHP | Austin, Texas | Westlake High School

ERA	WHIP	W-L	APP-GS	CG	SHO	SV	IP	H	R	ER	BB	SO	2B	3B	HR	AB	B/AVG	WP	HBP	BK	SFA	SHA
15.43	4.29	0-0	3-0	0	0-0	0	2.1	7	5	4	3	2	3	0	0	13	.538	2	1	0	0	0

LAST WIN: -- | LAST SAVE: -- | LAST HR ALLOWED: --

LAST THREE GAMES:	DEC.	IP	H	R	ER	BB	SO
4/6/26 vs. California	ND	1.0	2	2	2	1	1
4/22/26 at California	ND	1.0	2	1	0	1	0
4/28/26 vs. San Jose State	ND	0.1	3	2	2	1	1

2026 HIGHLIGHTS:

## #9 QUENTIN POHORSKI

Graduate Student | RHP | San Jose, Calif. | West Valley College

ERA	WHIP	W-L	APP-GS	CG	SHO	SV	IP	H	R	ER	BB	SO	2B	3B	HR	AB	B/AVG	WP	HBP	BK	SFA	SHA
2.89	1.21	1-1	12-2	0	0-2	6	37.1	23	12	12	22	43	5	1	2	128	.180	2	1	0	0	5

LAST WIN: vs. San Diego (4/11/26) | LAST SAVE: at Pepperdine (5/3/26) | LAST HR ALLOWED: vs. Pacific (2/26/26)

LAST THREE GAMES:	DEC.	IP	H	R	ER	BB	SO
4/26/26 vs. Pacific	ND	4.1	3	3	3	2	5
5/3/26 at Pepperdine	S, 6	4.0	2	0	0	1	2
5/10/26 vs. Gonzaga	L, 1	2.0	4	3	3	2	4

2026 HIGHLIGHTS: Pitched 4.0 out of the bullpen with six strikeouts to record the save against Western Illinois (Feb. 13) ... Earned his first-career start and pitched 4.0 innings, allowing two runs on two hits and striking out four in a no decision against UMass Lowell (Mar. 8) ... Earned his first win of the season with 3.0 scoreless innings and three strikeouts against San Diego (Apr. 11).

## #13 HUNTER HOLZEMER

Senior | LHP | Highlands Ranch, Colo. | Thunder Ridge High School

ERA	WHIP	W-L	APP-GS	CG	SHO	SV	IP	H	R	ER	BB	SO	2B	3B	HR	AB	B/AVG	WP	HBP	BK	SFA	SHA
4.13	1.58	5-0	20-0	0	0-0	0	24.0	30	16	11	8	17	8	1	3	99	.303	0	4	2	2	1

LAST WIN: at Portland (4/18/26) | LAST SAVE: -- | LAST HR ALLOWED: at Pepperdine (5/1/26)

LAST THREE GAMES:	DEC.	IP	H	R	ER	BB	SO
5/1/26 at Pepperdine	ND	1.0	2	2	2	0	0
5/6/26 at Stanford	ND	1.0	3	2	2	1	2
5/10/26 vs. Gonzaga	ND	1.1	0	0	0	1	0

2026 HIGHLIGHTS: Picked up the win with 0.2 innings out of the bullpen against San Jose State (Feb. 22).

## #14 BRADEN WELLEN

Junior | RHP | Aliso Viejo, Calif. | Golden West College

ERA	WHIP	W-L	APP-GS	CG	SHO	SV	IP	H	R	ER	BB	SO	2B	3B	HR	AB	B/AVG	WP	HBP	BK	SFA	SHA
12.54	2.46	0-1	9-0	0	0-0	0	9.1	12	13	13	11	11	3	1	2	39	.308	1	0	1	0	1

LAST WIN: -- | LAST SAVE: -- | LAST HR ALLOWED: vs. Sacramento State (3/17/26)

LAST THREE GAMES:	DEC.	IP	H	R	ER	BB	SO
3/24/26 at Nevada	ND	0.1	1	4	4	3	0
4/28/26 vs. San Jose State	ND	1.2	0	0	0	2	3
5/6/26 at Stanford	L, 1	0.2	3	3	3	1	1

2026 HIGHLIGHTS: Pitched two innings, his longest outing of the season, and allowed one run on two hits and recorded three strikeouts against UMass Lowell (Mar. 7).

## #15 PAUL WHEELER

Sophomore | LHP | Los Altos, Calif. | UC Santa Barbara

ERA	WHIP	W-L	APP-GS	CG	SHO	SV	IP	H	R	ER	BB	SO	2B	3B	HR	AB	B/AVG	WP	HBP	BK	SFA	SHA
6.23	2.23	0 - 1	12 - 0	0	0 - 0	0	13.0	16	12	9	13	13	1	0	1	54	.296	0	5	0	0	1

**LAST WIN:** -- | **LAST SAVE:** -- | **LAST HR ALLOWED:** vs. California Baptist (2/26/26)

LAST THREE GAMES:	DEC.	IP	H	R	ER	BB	SO
4/14/26 at Sacramento State	ND	1.0	3	2	2	0	1
4/17/26 at Portland	ND	1.0	0	0	0	1	1
5/6/26 at Stanford	ND	0.1	1	0	0	0	0

**2026 HIGHLIGHTS:**

## #16 ADRIAN VALDEZ

Junior | RHP | Newark, Calif. | West Valley College

ERA	WHIP	W-L	APP-GS	CG	SHO	SV	IP	H	R	ER	BB	SO	2B	3B	HR	AB	B/AVG	WP	HBP	BK	SFA	SHA
5.75	1.53	4 - 5	13 - 13	0	0 - 1	0	51.2	63	40	33	16	30	13	1	3	202	.312	2	8	0	6	1

**LAST WIN:** at Pepperdine (5/3/26) | **LAST SAVE:** -- | **LAST HR ALLOWED:** vs. Gonzaga (5/9/26)

LAST THREE GAMES:	DEC.	IP	H	R	ER	BB	SO
4/26/26 vs. Pacific	L, 4	2.0	4	3	2	3	0
5/3/26 at Pepperdine	W, 4	5.0	4	0	0	0	2
5/9/26 vs. Gonzaga	L, 5	1.0	6	10	10	2	0

**2026 HIGHLIGHTS:** Earned the start and pitched 4.0 innings and struck out four batters against Western Illinois (Feb. 14). ... Posted his first Division I victory on the mound with a six-inning, two-strikeout performance against UMass Lowell (Mar. 9).

## #17 THOMAS GONZALES

Freshman | RHP | Laguna Beach, Calif. | Laguna Beach High School

ERA	WHIP	W-L	APP-GS	CG	SHO	SV	IP	H	R	ER	BB	SO	2B	3B	HR	AB	B/AVG	WP	HBP	BK	SFA	SHA
9.87	2.19	1 - 3	12 - 2	0	0 - 0	0	17.1	23	20	19	15	14	6	0	2	70	.329	1	2	1	0	1

**LAST WIN:** vs. Western Illinois (2/14/26) | **LAST SAVE:** -- | **LAST HR ALLOWED:** vs. San Jose State (4/28/26)

LAST THREE GAMES:	DEC.	IP	H	R	ER	BB	SO
4/14/26 at Sacramento State	ND	1.1	3	3	3	1	1
4/28/26 vs. San Jose State	ND	1.0	3	3	3	1	3
5/6/26 at Stanford	ND	0.1	1	1	1	0	0

**2026 HIGHLIGHTS:** Earned his first-career win on the mound in 2.0 innings out of the bullpen while recording four strikeouts in the win over Western Illinois (Feb. 14) ... Earned his first-career start against UC Davis (Feb. 18).

## #18 NICK BACURA

Graduate Student | RHP | Manhattan Beach, Calif. | Santa Clara/San Francisco St.

ERA	WHIP	W-L	APP-GS	CG	SHO	SV	IP	H	R	ER	BB	SO	2B	3B	HR	AB	B/AVG	WP	HBP	BK	SFA	SHA
3.20	1.47	1 - 1	18 - 0	0	0 - 0	8	19.2	15	9	7	14	20	4	0	1	72	.208	2	2	0	1	0

**LAST WIN:** vs. Seattle U (3/28/26) | **LAST SAVE:** vs. Pacific (4/25/26) | **LAST HR ALLOWED:** at LMU (4/2/26)

LAST THREE GAMES:	DEC.	IP	H	R	ER	BB	SO
4/25/26 vs. Pacific	S, 8	1.0	0	0	0	1	1
5/1/26 at Pepperdine	ND	1.0	0	0	0	1	1
5/10/26 vs. Gonzaga	ND	1.0	2	1	1	1	1

**2026 HIGHLIGHTS:** Pitched 1.0 inning and allowed one walk to earn his first save of the season against Western Illinois (Feb. 14) ... Earned the save in the 7-6 13-inning victory at San Jose State (Feb. 20) ... Posted his team-leading third save of the season against California Baptist (Feb. 28) ... Earned saves in back-to-back appearances during the three-game sweep of Santa Clara (Mar. 20-22) ... Recorded his first win of the season in a 6-5 extra-inning victory over Seattle U (Mar. 28) ... Was named WCC Pitcher of the Week (Apr. 13) ... Was named to the 2026 NCBWA Stopper of the Year Watch List (Apr. 23).

## #20 GAUGE LOCKHART

Graduate Student | RHP | Delta, Colo. | Brown

ERA	WHIP	W-L	APP-GS	CG	SHO	SV	IP	H	R	ER	BB	SO	2B	3B	HR	AB	B/AVG	WP	HBP	BK	SFA	SHA
4.85	1.33	2 - 3	13 - 13	0	0 - 0	0	55.2	43	33	30	31	43	9	0	4	199	.216	2	10	1	3	0

LAST WIN: vs. Pacific (4/25/26) | LAST SAVE: -- | LAST HR ALLOWED: vs. Gonzaga (5/10/26)

LAST THREE GAMES:	DEC.	IP	H	R	ER	BB	SO
4/25/26 vs. Pacific	W, 2	6.0	3	1	1	1	4
5/2/26 at Pepperdine	L, 2	5.0	9	3	3	1	0
5/10/26 vs. Gonzaga	L, 3	4.0	5	5	5	2	2

**2026 HIGHLIGHTS:** Earned the start and allowed three runs on two hits while striking out five batters in 3.2 innings against Western Illinois (Feb. 14) ... Earned his first win on the mound as a member of the green and gold, pitching 5.0 innings and allowing three hits and two walks against Santa Clara (Mar. 21) ... Matched a season-high with five strikeouts against Seattle U (Mar. 28) ... Recorded a career-best eight strikeouts at LMU (Apr. 3) ... Pitched a career-high 6.1 innings and recorded four strikeouts at Portland (Apr. 18).

## #23 AC CABRERA

Senior | RHP | Morgan Hill, Calif. | Archbishop Mitty High School

ERA	WHIP	W-L	APP-GS	CG	SHO	SV	IP	H	R	ER	BB	SO	2B	3B	HR	AB	B/AVG	WP	HBP	BK	SFA	SHA
22.50	4.00	0-0	2-0	0	0-0	0	2.0	7	5	5	1	1	4	0	0	12	.583	4	2	0	0	0

LAST WIN: -- | LAST SAVE: -- | LAST HR ALLOWED: --

LAST THREE GAMES:	DEC.	IP	H	R	ER	BB	SO
2/26/26 vs. California Baptist	ND	1.0	4	3	3	1	0
3/7/26 vs. UMass Lowell	ND	1.0	3	2	2	0	1
--	--	--	--	--	--	--	--

**2026 HIGHLIGHTS:**

## #24 GARRETT JOHNSTON

Junior | RHP | Trabuco Canyon, Calif. | Orange Coast College

ERA	WHIP	W-L	APP-GS	CG	SHO	SV	IP	H	R	ER	BB	SO	2B	3B	HR	AB	B/AVG	WP	HBP	BK	SFA	SHA	
--	--	--	--	--	--	--	--	--	--	--	--	--	--	--	--	--	--	--	--	--	--	--	--

LAST WIN: -- | LAST SAVE: -- | LAST HR ALLOWED: --

LAST THREE GAMES:	DEC.	IP	H	R	ER	BB	SO
--	--	--	--	--	--	--	--
--	--	--	--	--	--	--	--
--	--	--	--	--	--	--	--

**2026 HIGHLIGHTS:** Will miss the entire season due to injury.

## #27 CAL AMBORN

Redshirt Junior | RHP | Larkspur, Calif. | Archie Williams High School

ERA	WHIP	W-L	APP-GS	CG	SHO	SV	IP	H	R	ER	BB	SO	2B	3B	HR	AB	B/AVG	WP	HBP	BK	SFA	SHA
6.38	1.54	0 - 1	15 - 0	0	0 - 0	0	24.0	28	19	17	9	12	5	0	4	92	.304	3	1	0	2	3

LAST WIN: -- | LAST SAVE: -- | LAST HR ALLOWED: vs. Santa Clara (3/22/26)

LAST THREE GAMES:	DEC.	IP	H	R	ER	BB	SO
4/24/26 vs. Pacific	ND	3.1	4	3	3	2	0
5/6/26 at Stanford	ND	1.0	0	0	0	0	2
5/10/26 vs. Gonzaga	ND	1.2	3	2	2	1	0

**2026 HIGHLIGHTS:** Pitched 1.0 inning and allowed one walk to earn his first save of the season against Western Illinois (Feb. 14) ... Earned the save in the 7-6 13-inning victory at San Jose State (Feb. 20).

## #28 JAKE ANDREAS

Freshman | RHP | Saint George, Utah | Dixie High School

ERA	WHIP	W-L	APP-GS	CG	SHO	SV	IP	H	R	ER	BB	SO	2B	3B	HR	AB	B/AVG	WP	HBP	BK	SFA	SHA
9.50	1.89	1 - 2	13 - 1	0	0 - 0	0	18.0	26	20	19	8	14	7	0	4	79	.329	2	4	0	0	0

LAST WIN: vs. WIU (2/13/26) | LAST SAVE: -- | LAST HR ALLOWED: vs. Pacific (4/24/26)

LAST THREE GAMES:	DEC.	IP	H	R	ER	BB	SO
4/28/26 vs. San Jose State	ND	1.0	1	0	0	0	1
5/6/26 at Stanford	ND	1.0	2	1	1	1	1
5/9/26 vs. Gonzaga	ND	2.0	4	2	2	1	2

2026 HIGHLIGHTS: Earned his first-career victory in 2.1 innings out of the bullpen and recorded three strikeouts against Western Illinois (Feb. 14).

## #31 JACKSON THIELEN

Graduate Student | LHP | Eden Prairie, Minn. | Gustavus Adolphus

ERA	WHIP	W-L	APP-GS	CG	SHO	SV	IP	H	R	ER	BB	SO	2B	3B	HR	AB	B/AVG	WP	HBP	BK	SFA	SHA
99.00	.00	0 - 0	1 - 0	0	0 - 0	0	0.0	0	3	3	3	0	0	0	0	0	.000	0	0	0	0	0

LAST WIN: -- | LAST SAVE: -- | LAST HR ALLOWED: --

LAST THREE GAMES:	DEC.	IP	H	R	ER	BB	SO
5/6/26 at Stanford	ND	0.0	0	3	3	3	0
--	--	--	--	--	--	--	--
--	--	--	--	--	--	--	--

2026 HIGHLIGHTS: Has not appeared in a game this season.

## #32 TREVOR BUSBY

Freshman | INF/RHP | Yucaipa, Calif. | Yucaipa High School

ERA	WHIP	W-L	APP-GS	CG	SHO	SV	IP	H	R	ER	BB	SO	2B	3B	HR	AB	B/AVG	WP	HBP	BK	SFA	SHA
11.12	2.47	0 - 2	6 - 2	0	0 - 0	0	5.2	9	8	7	5	3	4	0	2	22	.409	1	1	0	2	0

LAST WIN: -- | LAST SAVE: -- | LAST HR ALLOWED: vs. San Jose State (4/28/26)

LAST THREE GAMES:	DEC.	IP	H	R	ER	BB	SO
4/6/26 vs. California	ND	0.2	2	1	0	0	0
4/24/26 vs. Pacific	ND	1.0	1	0	0	0	2
4/28/26 vs. San Jose State	L	1.0	3	4	4	1	0

2026 HIGHLIGHTS: Earned his first-career start on the mound against Sacramento State (Mar. 17) ... Recorded a season-high two strikeouts against Pacific (Apr. 24).

## #34 ALEX GOMEZ

Junior | RHP | San Leandro, Calif. | Laney Junior College

ERA	WHIP	W-L	APP-GS	CG	SHO	SV	IP	H	R	ER	BB	SO	2B	3B	HR	AB	B/AVG	WP	HBP	BK	SFA	SHA
10.95	2.19	0 - 0	11 - 0	0	0 - 0	0	12.1	14	17	15	13	10	2	0	4	48	.292	3	2	0	2	1

LAST WIN: -- | LAST SAVE: -- | LAST HR ALLOWED: at Stanford (5/6/26)

LAST THREE GAMES:	DEC.	IP	H	R	ER	BB	SO
4/28/26 vs. San Jose State	ND	0.1	2	3	3	1	1
5/6/26 at Stanford	ND	1.0	2	1	1	1	1
5/9/26 vs. Gonzaga	ND	2.0	2	1	1	1	1

2026 HIGHLIGHTS:

## #35 KAI YOVANOVICH

Graduate Student | RHP | Richmond, Calif. | Laney Junior College

ERA	WHIP	W-L	APP-GS	CG	SHO	SV	IP	H	R	ER	BB	SO	2B	3B	HR	AB	B/AVG	WP	HBP	BK	SFA	SHA
2.10	.97	4 - 0	17 - 0	0	0 - 0	1	25.2	13	6	6	12	26	2	0	1	83	.157	1	2	0	0	3

**LAST WIN:** at UC Riverside (3/14/26) | **LAST SAVE:** vs. Seattle U (3/29/26) | **LAST HR ALLOWED:** at LMU (4/4/26)

LAST THREE GAMES:	DEC.	IP	H	R	ER	BB	SO
4/25/26 vs. Pacific	ND	0.2	0	0	0	0	2
5/1/26 at Pepperdine	ND	1.0	1	0	0	0	0
5/10/26 vs. Gonzaga	ND	2.0	0	0	0	3	2

**2026 HIGHLIGHTS:** Recorded a career-best five strikeouts and earned his second-career win at San Jose State (Feb. 20) ... Pitched two innings and allowed one hit to earn the win over California Baptist (Feb. 28) ... Recorded his third win on the mound, pitching 1.1 innings out of the bullpen in the win over UMass Lowell (Mar. 6) ... Earned his first-career save while striking out two in one inning against Seattle U (Mar. 29).

## #36 CHRIS BYHRE

Graduate Student | RHP | Waukesha, Wis. | Omaha/Madison College/EKU

ERA	WHIP	W-L	APP-GS	CG	SHO	SV	IP	H	R	ER	BB	SO	2B	3B	HR	AB	B/AVG	WP	HBP	BK	SFA	SHA
5.93	1.61	1 - 0	10 - 0	0	0 - 0	0	13.2	18	9	9	4	11	3	1	0	55	.327	1	5	2	0	3

**LAST WIN:** vs. Seattle U (3/27/26) | **LAST SAVE:** -- | **LAST HR ALLOWED:** --

LAST THREE GAMES:	DEC.	IP	H	R	ER	BB	SO
4/26/26 vs. Pacific	ND	1.2	5	2	2	0	1
5/2/26 at Pepperdine	ND	1.2	5	1	1	1	0
5/10/26 vs. Gonzaga	ND	0.1	5	6	5	1	0

**2026 HIGHLIGHTS:** Struck out the side in his third appearance on the mound against Santa Clara (Mar. 22) ... Pitched 2.2 innings and struck out two batters for his first win on the mound as a member of the green and gold against Seattle U (Mar. 27).

## #38 GINO ROSSI

Junior | RHP | Pinole, Calif. | College of San Mateo

ERA	WHIP	W-L	APP-GS	CG	SHO	SV	IP	H	R	ER	BB	SO	2B	3B	HR	AB	B/AVG	WP	HBP	BK	SFA	SHA
7.45	2.07	0 - 1	10 - 0	0	0 - 0	0	9.2	15	8	8	5	10	3	0	1	44	.341	2	4	0	0	0

**LAST WIN:** -- | **LAST SAVE:** -- | **LAST HR ALLOWED:** vs. California Baptist (2/26/26)

LAST THREE GAMES:	DEC.	IP	H	R	ER	BB	SO
4/28/26 vs. San Jose State	ND	1.0	0	0	0	1	2
5/6/26 at Stanford	ND	1.0	1	0	0	0	0
5/9/26 vs. Gonzaga	ND	2.0	3	0	0	1	3

**2026 HIGHLIGHTS:**

## #39 ALAN GONZALEZ

Freshman | RHP | Salinas, Calif. | Palma High School

ERA	WHIP	W-L	APP-GS	CG	SHO	SV	IP	H	R	ER	BB	SO	2B	3B	HR	AB	B/AVG	WP	HBP	BK	SFA	SHA
4.67	1.38	0 - 1	16 - 4	0	0 - 0	0	17.1	17	11	9	7	14	7	0	1	66	.258	0	3	0	1	2

**LAST WIN:** -- | **LAST SAVE:** -- | **LAST HR ALLOWED:** at LMU (4/2/26)

LAST THREE GAMES:	DEC.	IP	H	R	ER	BB	SO
5/22/26 at Pepperdine	ND	1.1	1	0	0	0	1
5/6/26 at Stanford	ND	1.0	2	1	1	0	0
5/10/26 vs. Gonzaga	ND	0.2	1	0	0	0	0

**2026 HIGHLIGHTS:** Recorded two strikeouts in 2.0 innings of work against Seattle U (Mar. 28) ... Earned his first-career start on the mound against California (Apr. 6).

## #40 GABRIEL BARRETT

Senior | RHP | Mountain View, Calif. | Mountain View High School

ERA	WHIP	W-L	APP-GS	CG	SHO	SV	IP	H	R	ER	BB	SO	2B	3B	HR	AB	B/AVG	WP	HBP	BK	SFA	SHA
5.01	1.50	2 - 5	13 - 12	0	0 - 1	0	64.2	84	38	36	13	58	19	3	2	266	.316	1	8	1	1	4

**LAST WIN:** at Pepperdine (5/1/26) | **LAST SAVE:** -- | **LAST HR ALLOWED:** vs. Pacific (4/24/26)

LAST THREE GAMES:	DEC.	IP	H	R	ER	BB	SO
4/24/26 vs. Pacific	L, 5	2.2	8	6	5	3	0
5/1/26 at Pepperdine	W, 2	6.0	5	2	2	0	3
5/8/26 vs. Gonzaga	ND	5.0	6	2	2	0	3

**2026 HIGHLIGHTS:** Recorded the win in the season opener with 5.0 innings of work and five strikeouts against Western Illinois (Feb. 13) ... Posted seven strikeouts in 3.1 innings in the series-opening win over Seattle U (Mar. 27) ... Recorded a career-best 10 strikeouts at LMU (Apr. 2).

## #52 WESLEY HARWELL

Sophomore | RHP | Mountain View, Calif. | Mountain View High School

ERA	WHIP	W-L	APP-GS	CG	SHO	SV	IP	H	R	ER	BB	SO	2B	3B	HR	AB	B/AVG	WP	HBP	BK	SFA	SHA
11.57	2.57	0 - 0	5 - 0	0	0 - 0	0	4.2	8	6	6	4	1	0	0	1	18	.444	0	1	0	0	0

**LAST WIN:** -- | **LAST SAVE:** -- | **LAST HR ALLOWED:** at San Jose State (2/21/26)

LAST THREE GAMES:	DEC.	IP	H	R	ER	BB	SO
3/7/26 vs. UMass Lowell	ND	0.1	5	4	4	0	0
4/28/26 vs. San Jose State	ND	0.2	0	0	0	0	0
5/6/26 at Stanford	ND	0.2	1	0	0	2	0

**2026 HIGHLIGHTS:**

## SEASON RESULTS

Date	Opponent	W/L	Score	WP	LP	SV	Record
February 13	WESTERN ILLINOIS	W	2-0	Gabriel Barrett (1-0)	Max Tripure (0-1)	Quentin Pohorski (1)	1-0
February 14	WESTERN ILLINOIS	W	5-4	Jake Andreas (1-0)	Jason Buhl (0-1)	Nick Bacura (1)	2-0
February 15	WESTERN ILLINOIS	W	10-6	Thomas Gonzales (1-0)	Harrison Dubois (0-1)	N/A	3-0
February 16	OFF DAY						
February 17	OFF DAY						
February 18	UC DAVIS	L	2-1	Keenan Anzai (1-0)	Gino Rossi (0-1)	Rowen Barnes (1)	3-1
February 19	OFF DAY						
February 20	at San Jose State	W	7-6 (13)	Kai Yovanovich (1-0)	Jose Gutierrez (0-1)	Nick Baura (2)	4-1
February 21	at San Jose State	L	7-3	Luca Pintar (1-0)	Adrian Valdez (0-1)	N/A	4-2
February 22	SAN JOSE STATE	W	9-3	Hunter Holzemer (1-0)	Dylan Smith (0-1)	N/A	5-2
February 23	OFF DAY						
February 24	OFF DAY						
February 25	OFF DAY						
February 26	CALIFORNIA BAPTIST	L	16-2	Michael Malki (3-0)	Jake Andreas (1-1)	N/A	5-3
February 27	CALIFORNIA BAPTIST	L	7-1	Bryan Peck (2-0)	Gabriel Barrett (1-1)	Nico Urquidi (1)	5-4
February 28	CALIFORNIA BAPTIST	W	3-2	Kai Yovanovich (2-0)	Ryne Palmer (1-1)	Nick Baura (3)	6-4
<b>February Record: 6-4   Home: 5-3   Away: 1-1   WCC: 0-0</b>							
March 1	CALIFORNIA BAPTIST	L	2-1	Alfredo Capacete (1-0)	Adrian Valdez (0-2)	Zachary Yates (1)	6-5
March 2	OFF DAY						
March 3	OFF DAY						
March 4	OFF DAY						
March 5	OFF DAY						
March 6	UMASS LOWELL	W	8-5	Kai Yovanovich (3-0)	Frankie DeMaro (1-2)	Nick Bacura (4)	7-5
March 7	UMASS LOWELL	L	18-7	Will Melby Jr. (1-0)	Gauge Lockhart (0-1)	N/A	7-6
March 8	UMASS LOWELL	L	6-4	Jacob Jette (1-2)	Thomas Gonzales (1-1)	Carlos Martinez (1)	7-7
March 9	UMASS LOWELL	W	8-2	Adrian Valdez (1-2)	Kevin Tourke (0-1)	N/A	8-7
March 10	OFF DAY						
March 11	OFF DAY						
March 12	OFF DAY						
March 13	at UC Riverside	L	7-3	Halen Jaden Guerrero (2-2)	Gabriel Barrett (1-2)	N/A	8-8
March 14	at UC Riverside	W	6-4	Kai Yovanovich (4-0)	Matthew O'Brien (0-3)	Quentin Pohorski (2)	9-8
March 15	at UC Riverside	L	6-5	Thomas Gonzales (1-2)	Joshua Martinez (1-3)	N/A	9-9
March 16	OFF DAY						
March 17	SACRAMENTO STATE	L	8-3	Jackson Halverson (2-1)	Trevor Busby (0-1)	N/A	9-10
March 18	OFF DAY						
March 19	OFF DAY						
March 20	SANTA CLARA	W	2-1	Hunter Holzemer (2-0)	Vincent Braga (0-1)	Nick Bacura (5)	10-10
March 21	SANTA CLARA	W	2-1	Gauge Lockhart (1-1)	Jace Gilmore (1-3)	Quentin Pohorski (3)	11-10
March 22	SANTA CLARA	W	6-5	Adrian Valdez (2-2)	RJ Meyn (1-2)	Nick Bacura (6)	12-10
March 23	OFF DAY						
March 24	at Nevada	L	14-9	Ryan Oaks (1-0)	Cal Amborn (0-1)	N/A	12-11
March 25	OFF DAY						
March 26	OFF DAY						
March 27	SEATTLE U	W	8-4	Chris Byhre (1-0)	Travis Farrell (0-4)	N/A	13-11
March 28	SEATTLE U	W	6-5 (10)	Nick Bacura (1-0)	Ryan Stone (1-1)	N/A	14-11
March 29	SEATTLE U	W	8-5	Hunter Holzemer (3-0)	Micah Hagler (2-3)	Kai Yovanovich (1)	15-11
March 30	OFF DAY						
March 31	at UC Davis			Canceled due to rain and poor field conditions			
<b>March Record: 9-7   Home: 8-4   Away: 1-3   WCC: 6-0</b>							
April 1	OFF DAY						
April 2	at LMU	L	12-10	Matt Moreno (1-0)	Nick Bacura (0-1)	N/A	15-12
April 3	at LMU	W	6-4	Hunter Holzemer (4-0)	Adam Behrens (L, 3-4)	Quentin Pohorski (4)	16-12

April 4	at LMU	L	10-7	Matt Moreno (W, 2-0)	Thomas Gonzales (1-3)	Jacob Fried (1)	16-13
April 5	OFF DAY						
April 6	CALIFORNIA	L	8-0	Jett Wright (W, 1-0)	Jake Andreas, (1-2)	N/A	16-14
April 7	OFF DAY						
April 8	OFF DAY						
April 9	OFF DAY						
April 10	SAN DIEGO	L	9-2	Drake Frize (2-4)	Gabriel Barrett (1-3)	N/A	16-15
April 11	SAN DIEGO	W	7-5	Quentin Pohorski (1-0)	Hayden Cody (1-2)	Nick Bacura (7)	17-15
April 12	SAN DIEGO	W	6-1	Adrian Valdez (3-2)	Fernando Palencia (2-3)	N/A	18-15
April 13	OFF DAY						
April 14	at Sacramento State	L	12-2	Devin James (2-1)	Alan Gonzales (0-1)	N/A	18-16
April 15	OFF DAY						
April 16	OFF DAY						
April 17	at Portland	L	5-3	Kaden Segel (3-1)	Gabriel Barrett (1-4)	Alex Via (8)	18-17
April 18	at Portland	W	5-4	Hunter Holzemer (5-0)	Ky Hoskinson (1-1)	Quentin Pohorski (5)	19-17
April 19	at Portland	L	11-0 (7)	Trey Swygart (4-0)	Adrian Valdez (3-3)	N/A	19-18
April 20	OFF DAY						
April 21	at California	L	4-3 (10)	Ethan Foley (3-3)	Paul Wheeler (0-1)	N/A	19-19
April 22	OFF DAY						
April 23	OFF DAY						
April 24	PACIFIC	L	10-5	Zach Todd (2-2)	Gabriel Barrett (1-5)	N/A	19-20
April 25	PACIFIC	W	5-3	Gauge Lockhart (2-1)	Adan Perez (0-3)	Nick Bacura (8)	20-20
April 26	PACIFIC	L	8-2	Garret Plata (4-2)	Adrian Valdez (3-4)	N/A	20-21
April 27	OFF DAY						
April 28	SAN JOSE STATE	L	12-0 (7)	Luca Pintar (2-2)	Trevor Busby (0-2)	N/A	20-22
April 29	OFF DAY						
April 30	OFF DAY						

**April Record: 5-11 | Home: 3-5 | Away: 2-6 | WCC: 5-7**

May 1	at Pepperdine	W	10-4	Gabriel Barrett (2-5)	Dylan Stewart (1-3)	N/A	21-22
May 2	at Pepperdine	L	4-0	Tommy Scavone (5-3)	Gauge Lockhart (2-2)	N/A	21-23
May 3	at Pepperdine	W	2-0	Adrian Valdez (4-4)	Collin Valentine (2-5)	Quentin Pohorski (6)	22-23
May 4	OFF DAY						
May 5	OFF DAY						
May 6	at Stanford	L	12-5	Trevor Moore (6-2)	Braden Wellen (0-1)	N/A	22-24
May 7	OFF DAY						
May 8	GONZAGA	L	7-0	Justin Feld (7-1)	Gauge Lockhart (2-3)	Garrett Gores (2)	22-25
May 9	GONZAGA	L	13-0 (7)	Karsten Sweum (7-1)	Adrian Valdez (4-5)	N/A	22-26
May 10	GONZAGA	L	12-5	Landen Hood (3-1)	Quentin Pohorski (1-1)	N/A	22-27
May 11	OFF DAY						
May 12	OFF DAY						
May 13	OFF DAY						
May 14	at Saint Mary's	--	--	--	--	--	--
May 15	at Saint Mary's	--	--	--	--	--	--
May 16	at Saint Mary's	--	--	--	--	--	--
May 20-23	at WCC Championship	--	--	--	--	--	--

**May Record: 2-5 | Home: 0-3 | Away: 2-2 | WCC: 2-4**

Home Games in CAPS

LAST FOUR BOX SCORES

stainput Official Statistics Report

Official Box Score - Final  
Gonzaga at San Francisco  
05/10/2026 at Benedetti Diamond (San Francisco, CA)

SCORE BY INNINGS	1	2	3	4	5	6	7	8	9	R	H	E	LOB
Gonzaga	3	0	0	2	0	0	0	6	1	12	15	1	13
San Francisco	0	0	0	1	0	1	0	0	3	5	6	5	4

Win: Hood,Landon (3-1) Loss: Pohorski,Quentin (1-1) Save: None.

Gonzaga 12 (32-17; 19-5Conf)

# PLAYER	POS	AB	R	H	BB	K	PO	A	E	LOB
38 Sanchez,Ricky	SS	5	2	3	1	1	0	4	0	3
5 Bell,Mickey	3B	4	2	1	0	1	0	2	0	0
12 Miller,Peyton (PH/3B)	L	1	0	0	0	1	0	0	0	0
2 Young,Ryder	LF	4	1	1	1	1	1	0	0	3
4 Santiago,Kaino (PH/LF)	L	1	1	1	0	0	0	0	0	0
20 Haley,Maddox	DH	4	1	1	2	1	0	0	0	2
6 White,Landon (PH/DH)	R	1	0	1	1	0	0	0	0	0
15 Meffert,Noah	RF	5	1	1	0	1	1	0	0	0
25 Cabrera,Brandon (PH/RF)	R	0	0	0	0	0	0	0	0	0
29 Eisenstat,Tommy	1B	5	1	0	1	2	1	1	0	0
3 Shupe,Hudson	2B	4	1	1	0	1	1	0	0	2
45 Bergen,Ethan (PH/2B)	L	1	0	0	0	0	0	0	0	2
1 Wrubleski,Jacob	C	4	2	3	1	0	1	0	1	1
27 Schuerman,Rece (C)	0	0	0	0	0	0	0	0	0	0
7 Shinkle,Bo	CF	4	1	1	1	1	0	0	0	0
43 Hood,Landon	P	0	0	0	0	0	0	0	0	0
36 McClaskey,Mickey (P)	0	0	0	0	0	0	0	0	0	0
35 Obrien,Fintar (P)	0	0	0	0	0	0	0	0	0	0
<b>Totals</b>		<b>43</b>	<b>12</b>	<b>15</b>	<b>9</b>	<b>9</b>	<b>7</b>	<b>27</b>	<b>10</b>	<b>13</b>

**BATTING**  
2B: Wrubleski (8) (off Byrnes), White (5) (off Bacura), Eisenstat (10) (off Pohorski).  
TB: Wrubleski (4), White (2), Eisenstat 2. 2-OUT RBI: Eisenstat 2. GDP: Young, KJ; Sanchez.  
Team RISP: 7-25.  
**BASERUNNING**  
SB: Shinkle (7), Haley (5). PO: Meffert.

GON	IP	H	R	ER	BB	K	BF	AB	NP	ST
43 Hood,Landon (W)	5.1	4	2	2	1	6	21	20	77	54
36 McClaskey,Mickey (6.1)	1.2	0	0	0	4	5	5	5	23	16
35 Obrien,Fintar (8)	2.0	2	0	0	4	10	8	8	52	22
<b>Totals</b>	<b>9.0</b>	<b>6</b>	<b>2</b>	<b>2</b>	<b>14</b>	<b>36</b>	<b>33</b>	<b>132</b>	<b>92</b>	<b>72</b>

**HB:** Obrien (5), Inher. Rnrs: McClaskey 1/2.  
**GO-FO:** Hood 3-7; McClaskey 1-0; Obrien 1-1.

**Umpires:** HP: Anthony Prater; 1B: Ryan Bleiberg; 2B: Tim Vessey; 3B: Randy Sutton.  
**First Pitch:** 1:06 PM. **Duration:** 3:15.  
**Attendance:** 468

statistics and reports generated using stainput

stainput Official Statistics Report

Official Box Score - Final  
Gonzaga at San Francisco  
05/08/2026 at Benedetti Diamond (San Francisco, CA)

SCORE BY INNINGS	1	2	3	4	5	6	7	8	9	R	H	E	LOB
Gonzaga	0	0	1	4	2	0	0	0	0	7	11	0	4
San Francisco	0	0	0	0	0	0	0	0	0	0	4	0	8

Win: Feld,Justin (7-1) Loss: Lockhart,Gauge (2-3) Save: Gores,Garrett (2)

Gonzaga 7 (30-17; 17-5Conf)

# PLAYER	POS	AB	R	H	BB	K	PO	A	E	LOB
38 Sanchez,Ricky	SS	5	1	2	1	0	0	2	3	0
5 Bell,Mickey	3B	5	1	2	1	0	0	1	2	0
2 Young,Ryder	LF	4	0	0	0	0	1	0	0	0
20 Haley,Maddox	DH	4	0	1	1	0	0	0	0	0
15 Meffert,Noah	RF	4	1	2	0	0	0	0	0	0
3 Shupe,Hudson	2B	3	1	0	0	1	0	0	0	1
1 Wrubleski,Jacob	C	4	1	1	0	2	0	0	0	0
29 Eisenstat,Tommy	1B	3	2	1	3	1	1	0	0	0
7 Shinkle,Bo	CF	4	0	2	0	0	1	1	0	0
21 Feld,Justin	P	0	0	0	0	0	0	0	0	0
22 Gores,Garrett (P)	0	0	0	0	0	0	0	0	0	0
<b>Totals</b>		<b>36</b>	<b>7</b>	<b>11</b>	<b>7</b>	<b>2</b>	<b>5</b>	<b>27</b>	<b>10</b>	<b>4</b>

**BATTING**  
2B: Bell (2) (off Barrett); Shinkle (6) (off Lockhart); Meffert (12) (off Lockhart); Sanchez (2) (off Barrett) (off Barrett).  
HR: Eisenstat (4) (4th, 2 out, RBI off Lockhart).  
TB: Bell (3); Shinkle (3); Meffert (3); Eisenstat 4; Sanchez 4. 2-OUT RBI: Wrubleski; Eisenstat 3. GDP: Haley.  
Team RISP: 4-8.  
**BASERUNNING**  
CS: Meffert (4).

**Umpires:** HP: Tim Vessey; 1B: Randy Sutton; 2B: Anthony Prater; 3B: Ryan Bleiberg.  
**First Pitch:** 2:06 PM. **Duration:** 2:32.  
**Attendance:** 216

statistics and reports generated using stainput

stainput Official Statistics Report

Official Box Score - Final  
Gonzaga at San Francisco  
05/09/2026 at Benedetti Diamond (San Francisco, CA)

SCORE BY INNINGS	1	2	3	4	5	6	7	8	9	R	H	E	LOB
Gonzaga	4	8	0	1	0	0	0	0	0	13	15	0	10
San Francisco	0	0	0	0	0	0	0	0	0	0	0	0	3

Win: Sweum,Karsten (7-1) Loss: Valdez,Adrian (4-5) Save: None.

Gonzaga 13 (31-17; 18-5Conf)

# PLAYER	POS	AB	R	H	BB	K	PO	A	E	LOB
38 Sanchez,Ricky	SS	1	2	0	0	3	0	2	0	0
12 Miller,Peyton (PH/SS)	L	1	0	0	0	1	0	0	0	0
5 Bell,Mickey	3B	5	2	4	3	0	1	0	0	0
2 Young,Ryder	LF	4	1	1	1	0	0	0	0	4
4 Santiago,Kaino (PH/LF)	L	1	0	0	0	1	0	0	0	0
20 Haley,Maddox	DH	2	2	2	3	0	0	0	0	0
34 DiPaolo,Luca (PH/DH)	R	1	0	0	1	0	0	0	0	2
15 Meffert,Noah	RF	4	2	2	3	0	1	0	0	0
45 Bergen,Ethan (PH)	R	1	0	0	0	1	0	0	0	0
22 Gores,Garrett (RF)	0	0	0	0	0	0	0	0	0	0
3 Shupe,Hudson	2B	4	1	1	1	0	1	0	0	0
29 Eisenstat,Tommy	1B	3	0	1	1	0	0	0	0	1
6 White,Landon (PH/1B)	L	1	0	0	0	0	0	0	0	0
1 Wrubleski,Jacob	C	2	1	1	1	0	0	0	0	0
27 Schuerman,Rece (PH/C)	0	0	0	0	0	0	0	0	0	0
7 Shinkle,Bo	CF	2	1	0	0	1	0	0	0	0
25 Cabrera,Brandon (PH/CF)	0	0	0	0	0	0	0	0	0	0
32 Sweum,Karsten	P	0	0	0	0	0	0	0	0	0
<b>Totals</b>		<b>35</b>	<b>13</b>	<b>15</b>	<b>13</b>	<b>5</b>	<b>6</b>	<b>21</b>	<b>3</b>	<b>10</b>

**BATTING**  
2B: Bell (2) [23] (off Valdez) (off Rossi); Shinkle (7) (off Gomez); Meffert (13) (off Andres).  
HR: Meffert (10) (1st, 1 out, RBI off Valdez).  
TB: Bell (6); Shinkle (2); Meffert (6). 2-OUT RBI: Bell; Wrubleski (4); White (1); Shinkle (4); Haley (6). GDP: White. KL: Miller.  
Team RISP: 9-19.

GON	IP	H	R	ER	BB	K	BF	AB	NP	ST
32 Sweum,Karsten (W)	7.0	0	0	0	2	15	24	21	93	63
<b>Totals</b>	<b>7.0</b>	<b>0</b>	<b>0</b>	<b>0</b>	<b>2</b>	<b>15</b>	<b>24</b>	<b>21</b>	<b>93</b>	<b>63</b>

**Umpires:** HP: Ryan Bleiberg; 1B: Tim Vessey; 2B: Randy Sutton; 3B: Anthony Prater.  
**First Pitch:** 1:06 PM. **Duration:** 2:15.  
**Attendance:** 246

statistics and reports generated using stainput

stainput Official Statistics Report

Official Box Score - Final  
San Francisco at Stanford  
05/06/2026 at Sunken Diamond (Stanford, CA)

SCORE BY INNINGS	1	2	3	4	5	6	7	8	9	R	H	E	LOB
San Francisco	1	3	0	0	0	0	1	0	0	5	8	0	14
Stanford	1	1	2	0	0	0	1	3	4	X	12	16	1

Win: Moore,Trevor (6-2) Loss: Wellen,Braden (0-1) Save: None.

San Francisco 5 (22-24)

# PLAYER	POS	AB	R	H	BB	K	PO	A	E	LOB
6 Lewis,Jared	2B	4	1	1	0	1	1	3	0	0
4 Bellino,Matteo (PH)	L	1	0	0	0	0	0	0	0	1
26 Garrison,Jayden	CF	5	0	1	1	0	1	5	0	2
50 Harmon,Trevor	1B	4	0	1	1	2	5	0	0	1
12 Rogers,TJ	SS	4	0	1	0	1	0	0	0	2
48 Nystrom,Jackson	DH	4	0	1	0	1	0	0	0	0
5 Esquivel,Eddison	RF	4	0	1	0	0	1	0	0	0
25 Burke,Brendan	C	4	1	1	1	1	0	1	0	1
21 Vassel,Tino	3B	2	1	0	0	1	0	0	0	0
22 Walsh,Nick (PH)	0	0	0	0	0	0	0	0	0	0
7 Lewis,Jordan	RF	4	1	1	0	1	1	0	0	1
1 Landry,Isiah	LF	3	1	2	2	0	0	0	0	0
39 Gonzalez,Alan	P	0	0	0	0	0	0	0	0	0
25 Andreas,Jake (P)	0	0	0	0	0	0	0	0	0	0
13 Holzemer,Hunter (P)	0	0	0	0	0	0	0	0	0	0
27 Amborn,Cal (P)	0	0	0	0	0	0	0	0	0	0
38 Rossi,Gino (P)	0	0	0	0	0	0	0	0	0	0
34 Gomez,Alex (P)	0	0	0	0	0	0	0	0	0	0
14 Wellen,Braden (P)	0	0	0	0	0	0	0	0	0	0
15 Wheeler,Paul (P)	0	0	0	0	0	0	0	0	0	0
17 Gonzales,Thomas (P)	0	0	0	0	0	0	0	0	0	0
31 Thruer,Jack (P)	0	0	0	0	0	0	0	0	0	0
52 Harwell,Wesley (P)	0	0	0	0	0	0	0	0	0	0
<b>Totals</b>		<b>35</b>	<b>5</b>	<b>8</b>	<b>5</b>	<b>12</b>	<b>24</b>	<b>4</b>	<b>0</b>	<b>14</b>

**BATTING**  
2B: Lewis (3) (off Keteisen); Harmon (5) (off Keteisen); Landry (8) (off Keteisen).  
TB: Lewis (2); Harmon (2); Landry (3). 2-OUT RBI: Harmon; Lewis (1); Vassel (1); Walsh (1). GDP: Burke; KC: Lewis; Rogers; Lewis.  
Team RISP: 3-15.  
**BASERUNNING**  
SB: Lewis (3).  
**FIELDING**  
DP: 1 (Rogers, Harmon).

**Umpires:** HP: Frank Pflugrad; 1B: Jason Venzon; 2B: Mike Jarboe; 3B: Will Posey.  
**First Pitch:** 6:05 PM. **Duration:** 4:00.

statistics and reports generated using stainput

San Francisco 0 (22-26; 13-10Conf)

# PLAYER	POS	AB	R	H	BB	K	PO	A	E	LOB
6 Lewis,Jared	2B	3	0							

SCORE BY INNINGS

Inning	1	2	3	4	5	6	7	8	9	10+	Total
Opponent	49	32	15	41	33	42	54	33	10	3	316
San Francisco	17	24	28	25	37	19	23	25	13	3	214

MULTI-HIT GAMES

Player	2	3	4	5	6	7+	Total
Bellisimo, Matteo	--	--	--	--	--	--	--
Burke, Brendan	1	--	1	--	--	--	2
Busby, Trevor	--	--	--	--	--	--	--
Davis, Wyatt	2	--	--	--	--	--	2
Esquivel, Eddison	11	1	1	--	--	--	13
Garrison, Jayden	3	2	--	--	--	--	5
Harmon, Trevor	9	1	--	--	--	--	10
Harries, Tyler	3	1	--	--	--	--	4
Hiroto, Jake	--	--	--	--	--	--	--
Kallinger, Myles	2	2	--	--	--	--	4
Landry, Isaiah	3	2	--	--	--	--	4
Lewis, Jared	7	2	--	--	--	--	9
Lewis, Jordan	2	--	--	--	--	--	2
Luyben, Brady	--	--	--	--	--	--	--
Nagy, Zach	--	--	--	--	--	--	--
Nystrom, Jackson	4	--	1	--	--	--	5
Ramppen, Zack	8	1	--	--	--	--	9
Rogers, TJ	11	1	--	--	--	--	12
Vasell, Tino	--	--	--	--	--	--	--
Walsh, Nick	--	--	--	--	--	--	--

MULTI-RBI GAMES

Player	2	3	4	5	6	7+	Total
Bellisimo, Matteo	1	--	--	--	--	--	1
Burke, Brendan	3	1	--	--	--	--	4
Busby, Trevor	--	--	--	--	--	--	--
Davis, Wyatt	1	--	1	--	--	--	2
Esquivel, Eddison	2	2	--	--	--	--	4
Garrison, Jayden	2	2	--	--	--	--	4
Harmon, Trevor	1	--	--	--	--	--	1
Harries, Tyler	3	--	--	--	--	--	3
Hiroto, Jake	--	--	--	--	--	--	--
Kallinger, Myles	1	--	--	1	--	--	2
Landry, Isaiah	2	--	--	--	--	--	1
Lewis, Jared	5	--	--	--	--	--	5
Lewis, Jordan	--	1	--	--	--	--	--
Luyben, Brady	--	--	--	--	--	--	--
Nagy, Zach	1	--	--	--	--	--	1
Nystrom, Jackson	--	4	1	--	--	--	5
Ramppen, Zack	3	--	--	--	--	--	3
Rogers, TJ	2	1	--	--	--	--	3
Vasell, Tino	--	--	--	--	--	--	--
Walsh, Nick	--	--	--	--	--	--	--

LEADING OFF

Player	AVG	AB	H	2B	3B	HR	RBI	SO	BB
Bellisimo, Matteo	--	--	--	--	--	--	--	--	--
Burke, Brendan	--	--	--	--	--	--	--	--	--
Busby, Trevor	--	--	--	--	--	--	--	--	--
Davis, Wyatt	--	--	--	--	--	--	--	--	--
Esquivel, Eddison	--	--	--	--	--	--	--	--	--
Garrison, Jayden	.182	44	8	2	0	1	5	18	5
Harmon, Trevor	--	--	--	--	--	--	--	--	--
Harries, Tyler	.500	4	2	1	0	0	0	2	0
Hiroto, Jake	--	--	--	--	--	--	--	--	--
Kallinger, Myles	.158	38	6	1	1	1	3	11	2
Landry, Isaiah	.200	25	5	2	1	1	4	10	1
Lewis, Jared	.229	48	11	2	0	0	6	20	8
Lewis, Jordan	--	--	--	--	--	--	--	--	--
Luyben, Brady	--	--	--	--	--	--	--	--	--
Nagy, Zach	--	--	--	--	--	--	--	--	--
Nystrom, Jackson	--	--	--	--	--	--	--	--	--
Ramppen, Zack	--	--	--	--	--	--	--	--	--
Rogers, TJ	.000	7	0	0	0	0	0	2	1
Vasell, Tino	.286	21	6	0	0	0	1	7	10
Walsh, Nick	--	--	--	--	--	--	--	--	--

CLEAN UP HITTERS

Player	AVG	AB	H	2B	3B	HR	RBI	SO	BB
Bellisimo, Matteo	--	--	--	--	--	--	--	--	--
Burke, Brendan	.150	20	3	1	0	0	1	12	2
Busby, Trevor	--	--	--	--	--	--	--	--	--
Davis, Wyatt	.158	19	3	1	0	1	4	6	4
Esquivel, Eddison	.188	16	3	1	0	0	1	1	6
Garrison, Jayden	.000	4	0	0	0	0	0	2	0
Harmon, Trevor	.400	5	2	0	0	1	1	2	2
Harries, Tyler	--	--	--	--	--	--	--	--	--
Hiroto, Jake	--	--	--	--	--	--	--	--	--
Kallinger, Myles	--	--	--	--	--	--	--	--	--
Landry, Isaiah	--	--	--	--	--	--	--	--	--
Lewis, Jared	--	--	--	--	--	--	--	--	--
Lewis, Jordan	--	--	--	--	--	--	--	--	--
Luyben, Brady	--	--	--	--	--	--	--	--	--
Nagy, Zach	--	--	--	--	--	--	--	--	--
Nystrom, Jackson	.276	29	8	2	0	1	5	9	2
Ramppen, Zack	--	--	--	--	--	--	--	--	--
Rogers, TJ	.329	73	24	4	0	7	13	19	13
Vasell, Tino	--	--	--	--	--	--	--	--	--
Walsh, Nick	--	--	--	--	--	--	--	--	--

5+ STRIKEOUT GAMES AS A STARTER							
Player	5	6	7	8	9	10+	Total
Amborn, Cal	--	--	--	--	--	--	--
Andreas, Jake	--	--	--	--	--	--	--
Bacura, Nick	--	--	--	--	--	--	--
Barrett, Gabriel	4	1	1	--	--	1	7
Busby, Trevor	--	--	--	--	--	--	--
Byhre, Chris	--	--	--	--	--	--	--
Cabrera, AC	--	--	--	--	--	--	--
Gomez, Alex	--	--	--	--	--	--	--
Gonzales, Thomas	--	--	--	--	--	--	--
Gonzalez, Alan	--	--	--	--	--	--	--
Harwell, Wesley	--	--	--	--	--	--	--
Holzemer, Hunter	--	--	--	--	--	--	--
Johnston, Garrett	--	--	--	--	--	--	--
Lockhart, Gauge	2	--	--	1	--	--	3
Nelson, Magnus	--	--	--	--	--	--	--
Pohorski, Quentin	--	--	--	--	--	--	--
Rossi, Gino	--	--	--	--	--	--	--
Thielen, Jackson	--	--	--	--	--	--	--
Valdez, Adrian	2	--	--	--	--	--	2
Wellen, Braden	--	--	--	--	--	--	--
Wheeler, Paul	--	--	--	--	--	--	--
Yovanovich, Kai	--	--	--	--	--	--	--

3+ STRIKEOUT GAMES AS A RELIEVER							
Player	3	4	5	6	7	8+	Total
Amborn, Cal	1	--	--	--	--	--	1
Andreas, Jake	1	--	--	--	--	--	--
Bacura, Nick	--	--	--	--	--	--	--
Barrett, Gabriel	--	--	--	--	--	--	--
Busby, Trevor	--	--	--	--	--	--	--
Byhre, Chris	1	--	--	--	--	--	1
Cabrera, AC	--	--	--	--	--	--	--
Gomez, Alex	--	--	--	--	--	--	--
Gonzales, Thomas	1	1	--	--	--	--	2
Gonzalez, Alan	--	--	--	--	--	--	--
Harwell, Wesley	--	--	--	--	--	--	--
Holzemer, Hunter	2	--	--	--	--	--	2
Johnston, Garrett	--	--	--	--	--	--	--
Lockhart, Gauge	--	--	--	--	--	--	--
Nelson, Magnus	--	--	--	--	--	--	--
Pohorski, Quentin	2	2	2	1	--	--	7
Rossi, Gino	--	--	--	--	--	--	--
Thielen, Jackson	--	--	--	--	--	--	--
Valdez, Adrian	--	--	--	--	--	--	--
Wellen, Braden	2	--	--	--	--	--	2
Wheeler, Paul	1	--	--	--	--	--	1
Yovanovich, Kai	1	1	1	--	--	--	3

QUALITY STARTS	
Player	Total (Last Time)
Amborn, Cal	--
Andreas, Jake	--
Bacura, Nick	--
Barrett, Gabriel	4, Last: at Pepperdine (5/1/26)
Busby, Trevor	--
Byhre, Chris	--
Cabrera, AC	--
Gomez, Alex	--
Gonzales, Thomas	--
Gonzalez, Alan	--
Harwell, Wesley	--
Holzemer, Hunter	--
Johnston, Garrett	--
Lockhart, Gauge	2, Last: vs. Pacific (4/25/26)
Nelson, Magnus	--
Pohorski, Quentin	--
Rossi, Gino	--
Thielen, Jackson	--
Valdez, Adrian	1, vs. UMass Lowell (3/9/26)
Wellen, Braden	--
Wheeler, Paul	--
Yovanovich, Kai	--

## SEASON HIGHS AND LOWS

Individual Batting	Most (Player)	Last Time (Date)
Runs in a Game	3, TJ Rogers 3, Eddison Esquivel	vs. Seattle U (3/29/26) at Nevada (3/24/26)
Hits in a Game	4, Jackson Nystrom 4, Eddison Esquivel 4, Brendan Burke	at LMU (4/4/26) vs. UMass Lowell (3/6/26) at San Jose State (2/20/26)
Doubles in a Game	2, Jackson Nystrom 2, Zack Ramppen 2, Jayden Garrison 2, Eddison Esquivel 2, TJ Rogers	at Pepperdine (5/2/26) at LMU (4/2/26) at LMU (4/2/26) vs. Seattle U (3/27/26) vs. Western Illinois (2/14/26)
Triples in a Game	1, Myles Kallinger 1, Jayden Garrison 1, Myles Kallinger 1, Isaiah Landry	vs. Pacific (4/25/26) vs. San Diego (4/11/26) at LMU (4/3/26) vs. UMass Lowell (3/8/26)
Home Runs in a Game	2, TJ Rogers	vs. Santa Clara (3/21/26)
RBI in a Game	5, Myles Kallinger	at UC Riverside (3/14/26)
Walks in a Game	4, Tino Vasell	at UC Riverside (3/15/26)
Strikeouts in a Game	4, Trevor Harmon 4, Eddison Esquivel 4, Eddison Esquivel 4, Jayden Garrison	vs. Pacific (4/24/26) vs. San Diego (4/10/26) at LMU (4/4/26) at LMU (4/3/26)
Stolen Bases in a Game	2, TJ Rogers 2, Eddison Esquivel 2, TJ Rogers 2, Myles Kallinger	vs. Seattle U (3/27/26) vs. UMass Lowell (3/6/26) vs. Western Illinois (2/14/26) vs. Western Illinois (2/14/26)
Team Batting	Most (Last Time)	Fewest (Last Time)
Runs in a Game	10, at Pepperdine (5/1/26) 10, at LMU (4/2/26) 10, vs. Western Illinois (2/14/26)	0 (6x), Last: vs. Gonzaga (5/9/26)
Hits in a Game	15, vs. Seattle U (3/27/26) 15, vs. UMass Lowell (3/7/26)	0, vs. Gonzaga (5/9/26)
Doubles in a Game	5, vs. Pacific (4/24/26) 5, vs. Seattle U (3/27/26)	0 (15x), Last: vs. Gonzaga (5/9/26)
Triples in a Game	1, vs. Pacific (4/25/26) 1, vs. San Diego (4/11/26) 1, at LMU (4/3/26) 1, vs. UMass Lowell (3/8/26) 1, vs. Gonzaga (3/10/26)	0 (43x), Last: vs. Gonzaga (5/9/26)
Home Runs in a Game	3, vs. Seattle U (3/28/26)	0 (24x), Last: vs. Gonzaga (3/9/26)
RBI in a Game	10, at LMU (4/2/26)	0 (6x), Last: vs. Gonzaga (3/9/26)
Walks in a Game	10, vs. San Jose State (2/20/26)	0, vs. UC Davis (2/18/26)
Strikeouts in a Game	21, at San Jose State (2/20/26)	2, vs. Pacific (4/25/26)
Stolen Bases in a Game	5, vs. UMass Lowell (3/6/26)	0 (27x), Last: vs. Gonzaga (5/10/26)
Individual Pitching	Most (Player)	Last Time (Date)
Hits Allowed in a Game	11, Gabriel Barrett	vs. San Diego (4/10/26)
Runs Allowed in a Game	10, Adrian Valdez	vs. Gonzaga (5/9/26)
Innings Pitched in a Game (Starter)	6.1, Gauge Lockhart	at Portland (4/18/26)
Innings Pitched in a Game (Reliever)	4.1, Quentin Pohorski	vs. Pacific (4/26/26)
Strikeouts in a Game	10, Gabriel Barrett	at LMU (4/2/26)
Walks Allowed in a Game	5, Gauge Lockhart	vs. California Baptist (2/28/26)
Complete Games	--	--
Team Pitching	Most (Last Time)	Fewest (Last Time)
Runs Allowed in a Game	18, vs. UMass Lowell (3/7/26)	0, at Pepperdine (5/3/26) 0, vs. Western Illinois (2/13/26)
Earned Runs Allowed in a Game	16, vs. California Baptist (2/16/26)	0, at Pepperdine (5/3/26) 0, vs. Western Illinois (2/13/26)
Hits Allowed in a Game	21, vs. UMass Lowell (3/7/26)	4, at LMU (4/3/26) 4, vs. California Baptist (3/1/26) 4, vs. Western Illinois (2/14/26) 4, vs. Western Illinois (2/13/26)
Doubles Allowed in a Game	5, vs. Pacific (4/24/26) 5, vs. San Diego (4/10/26) 5, vs. California Baptist (2/26/26)	0 (7x), Last: at Pepperdine (5/3/26)

Triples Allowed in a Game	1 (7x), Last: vs. Pacific (4/25/26)	0 (39x), Last: vs. Gonzaga (5/10/26)
Home Runs Allowed in a Game	7, vs. California Baptist (2/26/26)	0 (25x), Last: vs. Gonzaga (5/10/26)
Strikeouts in a Game	13, at LMU (4/2/26) 13, at San Jose State (2/20/26)	0, at Nevada (3/24/26)
Walks Allowed in a Game	9, at Stanford (5/6/26)	0, vs. San Diego (4/10/26) 0, vs. Santa Clara (3/20/26)

OVERALL STATISTICS



San Francisco Baseball 2025-2026 Season

(As of May 13, 2026)

San Francisco Overall Statistics

Record: 22-27 Home: 16-15 Away: 6-12 Neutral: 0-0 Conference: 13-11 Extra  
 Inn: 2-2 Vs. Ranked: 0-0

PLAYER	AVG	GP-GS	AB	R	H	2B	3B	HR	XB	RBI	TB	SLG	BB	HP	K	GDP	OB%	SF	SH	SB-ATT	PO	A	E	FLD%	
NYSTROM, Jackson	.284	32-28	95	16	27	4	0	4	8	23	43	.453	6	9	22	3	.382	0	0	0-0	8	1	0	1.000	
RAMPPEN, Zack	.279	36-30	104	16	29	6	0	1	7	8	38	.365	4	6	18	6	.339	1	2	0-0	217	28	4	.984	
HARMON, Trevor	.274	38-35	124	19	34	5	0	3	8	13	48	.387	16	10	32	3	.400	0	0	0-1	289	15	1	.997	
LEWIS, Jared	.269	38-35	108	15	29	4	0	1	5	17	36	.333	22	3	39	0	.400	2	3	3-3	65	72	13	.913	
ESQUIVEL, Eddison	.254	49-49	185	21	47	13	0	1	14	18	63	.341	26	10	48	3	.376	0	0	3-3	109	2	0	1.000	
LANDRY, Isaiah	.243	30-29	103	11	25	8	2	2	12	14	43	.417	9	5	31	2	.333	0	1	3-3	53	2	1	.982	
ROGERS, TJ	.240	45-45	167	30	40	10	0	10	20	21	80	.479	30	6	61	1	.374	0	0	8-8	79	138	7	.969	
BURKE, Brendan	.231	34-28	108	8	25	5	0	2	7	13	36	.333	11	2	50	4	.311	1	0	1-1	186	23	3	.986	
HARRIES, Tyler	.222	32-32	117	13	26	4	0	1	5	16	33	.282	18	5	31	1	.348	1	0	0-0	22	75	3	.970	
GARRISON, Jayden	.190	42-42	147	21	28	8	1	3	12	17	47	.320	23	4	53	2	.313	2	1	4-4	106	0	5	.955	
-----																									
BUSBY, Trevor	.308	8-3	13	1	4	2	0	0	2	2	6	.462	0	0	5	0	.308	0	0	0-0	1	1	0	1.000	
KALLINGER, Myles	.265	26-16	68	13	18	4	2	2	8	11	32	.471	7	0	17	2	.329	1	2	5-6	27	1	0	1.000	
VASELL, Tino	.254	26-20	63	8	16	1	0	0	1	3	17	.270	16	3	25	2	.427	0	3	4-5	24	40	6	.914	
NAGY, Zach	.204	19-13	49	4	10	1	0	0	1	5	11	.224	3	0	9	2	.245	1	1	1-2	20	34	2	.964	
WALSH, Nick	.200	12-1	10	3	2	1	0	0	1	0	3	.300	0	2	3	0	.333	0	0	0-0	4	6	0	1.000	
DAVIS, Wyatt	.190	22-17	58	7	11	2	0	1	3	12	16	.276	6	1	20	1	.265	3	0	1-1	7	0	0	1.000	
LEWIS, Jordan	.188	21-13	48	6	9	1	0	1	2	5	13	.271	9	1	18	1	.328	0	1	2-3	29	2	0	1.000	
BELLISIMO, Matteo	.176	11-2	17	1	3	1	0	0	1	3	4	.235	1	0	6	0	.222	0	0	0-0	0	0	0	.000	
LUYBEN, Brady	.167	5-2	6	1	1	1	0	0	1	0	2	.333	1	0	1	0	.286	0	0	0-0	15	1	0	1.000	
HIROMOTO, Jake	.000	6-1	7	0	0	0	0	0	0	0	0	.000	0	1	6	0	.125	0	0	0-0	1	2	0	1.000	
Others																					23	43	8	.892	
Totals	.240	-	1597	214	384	81	5	32	118	201	571	.358	208	68	495	33	.350	12	14	35-40	1285	486	53	.971	
Opponents	.285	-	1668	316	475	109	8	38	155	290	714	.428	218	66	353	33	.385	20	26	39-64	1273	379	30	.982	

LOB - Team (417), Opp (386). DPs turned - Team (36), Opp (37). CI - Team (0), Opp (4). IBB - Team (2): ROGERS, TJ (1); HARMON, Trevor (1). Picked off - Team (2): ROGERS, TJ (1); LEWIS, Jordan (1).

PLAYER	ERA	W-L	APP	GS	CG	SHO	SV	IP	H	R	ER	BB	K	WHIP	2B	3B	HR	AVG	WP	HP	BK	SFA	SHA		
POHORSKI, Quentin	2.89	1-1	12	2	0	2	6	37.1	23	12	12	22	43	1.21	5	1	2	.180	2	1	0	0	5		
GONZALEZ, Alan	4.67	0-1	16	4	0	0	0	17.1	17	11	9	7	14	1.38	7	0	1	.258	0	3	0	1	2		
LOCKHART, Gauge	4.85	2-3	13	13	0	0	0	55.2	43	33	30	31	43	1.33	9	0	4	.216	2	10	1	3	0		
BARRETT, Gabriel	4.87	2-5	13	12	0	1	0	64.2	83	38	35	13	58	1.48	19	3	2	.312	1	8	1	1	4		
VALDEZ, Adrian	5.75	4-5	13	13	0	1	0	51.2	63	40	33	16	30	1.53	13	1	3	.312	2	8	0	6	1		
GONZALES, Thomas	9.00	1-3	11	2	0	0	0	16.0	20	17	16	14	13	2.13	5	0	1	.317	0	2	1	0	1		
ANDREAS, Jake	9.50	1-2	13	1	0	0	0	18.0	26	20	19	8	14	1.89	7	0	4	.329	2	4	0	0	0		
BUSBY, Trevor	11.12	0-2	6	2	0	0	0	5.2	9	8	7	5	3	2.47	4	0	2	.409	1	1	0	2	0		
-----																									
YOVANOVICH, Kai	2.10	4-0	17	0	0	0	1	25.2	13	6	6	12	26	0.97	2	0	1	.157	1	2	0	0	3		
BACURA, Nick	3.20	1-1	18	0	0	0	8	19.2	15	9	7	14	20	1.47	4	0	1	.208	2	2	0	1	0		
HOLZEMER, Hunter	4.13	5-0	20	0	0	0	0	24.0	30	16	11	8	17	1.58	8	1	3	.303	0	4	2	2	1		
WHEELER, Paul	6.23	0-1	12	0	0	0	0	13.0	16	12	9	13	13	2.23	1	0	1	.296	0	5	0	0	1		
AMBORN, Cal	6.38	0-1	15	0	0	0	0	24.0	28	19	17	9	12	1.54	5	0	4	.304	3	1	0	2	3		
ROSSI, Gino	7.45	0-1	10	0	0	0	0	9.2	15	8	8	5	10	2.07	3	0	1	.341	2	4	0	0	0		
BYHRE, Chris	9.00	1-0	11	0	0	0	0	14.0	23	15	14	5	11	2.00	4	1	0	.371	1	5	2	0	3		
GOMEZ, Alex	10.95	0-0	11	0	0	0	0	12.1	14	17	15	13	10	2.19	2	0	4	.292	2	2	0	2	1		
HARWELL, Wesley	11.57	0-0	5	0	0	0	0	4.2	8	6	6	4	1	2.57	0	0	1	.444	0	1	0	0	0		
WELLEN, Braden	12.54	0-1	9	0	0	0	0	9.1	12	13	13	11	11	2.46	3	1	2	.308	1	0	1	0	1		
NELSON, Magnus	15.43	0-0	3	0	0	0	0	2.1	7	5	4	3	2	4.29	3	0	0	.538	2	1	0	0	0		
GONZALEZ, Thomas	20.25	0-0	1	0	0	0	0	1.1	3	3	3	1	1	3.00	1	0	1	.429	1	0	0	0	0		
CABRERA, AC	22.50	0-0	2	0	0	0	0	2.0	7	5	5	1	1	4.00	4	0	0	.583	4	2	0	0	0		
THIELEN, Jackson	99.00	0-0	1	0	0	0	0	0.0	0	3	3	3	0	-	0	0	0	.000	0	0	0	0	0		
Totals	5.93	22-27	49	0	2	15		428.1	475	316	282	218	353	1.62	109	8	38	.285	29	66	8	20	26		
Opponents	4.01	27-22	49	0	6	7		424.1	384	214	189	208	495	1.40	81	5	32	.240	19	68	3	12	14		

PB - Team(3): RAMPPEN, Zack (2); BURKE, Brendan (1), Opp (6). Pickoffs - Team(10): POHORSKI, Quentin (2); HOLZEMER, Hunter (1); WHEELER, Paul (1); VALDEZ, Adrian (1); BACURA, Nick (1); AMBORN, Cal (1); ANDREAS, Jake (1); BUSBY, Trevor (1); YOVANOVICH, Kai (1), Opp (2). SBA/ATT - RAMPPEN, Zack (21-36); BURKE, Brendan (17-27); LOCKHART, Gauge (4-10); WELLEN, Braden (3-4); VALDEZ, Adrian (3-5); ROSSI, Gino (2-2); BARRETT, Gabriel (2-4); HOLZEMER, Hunter (1-2); WHEELER, Paul (1-1); GONZALEZ, Th (1-1); GONZALES, Thomas (1-1); BACURA, Nick (1-1); AMBORN, Cal (1-1); LUYBEN, Brady (1-1); POHORSKI, Quentin (1-3); HARWELL, Wesley (0-1).



**San Francisco Baseball 2025-2026 Season**

(As of May 13, 2026)

San Francisco Games Summary and Records

SCORE BY INNINGS	1	2	3	4	5	6	7	8	9	EX	TOTAL
San Francisco	17	24	28	25	37	19	23	25	13	3	214
Opponents	49	32	15	41	33	42	54	37	10	3	316

Record when...		
Overall	22-27	After 6 leading 17-2
Conference	13-11	..... trailing 1-25
Non-Conference	9-16	..... tied 4-0
Home games	16-15	After 7 leading 18-1
Away games	6-12	..... trailing 1-26
Neutral site	0-0	..... tied 3-0
Day games	21-24	After 8 leading 22-0
Night Games	1-3	..... trailing 0-26
vs Left-handed SP	5-7	..... tied 0-1
vs Right-handed SP	17-18	Hit 0 HR 10-16
1-run games	8-4	Hit 1 HR 6-9
2-run games	6-3	Hit 2+ HR 6-2
5+run games	4-16	Opp. hit 0 HR 13-12
Extra Innings	2-2	Opp. hit 1 HR 7-9
Shutouts	2-6	Opp. hit 2+ HR 2-6
Scoring 0-2 runs	4-13	Made 0 err 11-8
..... 3-5 runs	4-10	Made 1 err 7-9
..... 6-9 runs	12-3	Made 2+ err 4-10
..... 10+ runs	2-1	Opp. made 0 err 10-18
Opponent 0-2 runs	7-2	Opp. made 1 err 8-6
..... 3-5 runs	13-3	Opp. made 2+ err 4-3
..... 6-9 runs	2-10	Out-hit opponent 14-4
..... 10+ runs	0-12	Out-hit by opponent 5-22
Scored in 1st inning	3-8	Hits are tied 3-1
Opp.scored in 1st	6-15	
Scores first	13-10	
Opp. scores first	9-17	

Record when team scores:

RUNS	0	1	2	3	4	5	6	7	8	9	10+
W-L	0-6	0-3	4-4	1-5	0-1	3-4	5-0	2-2	4-0	1-1	2-1

Record when opponent scores:

RUNS	0	1	2	3	4	5	6	7	8	9	10+
W-L	2-0	3-0	2-2	2-0	6-2	5-1	2-2	0-4	0-3	0-1	0-12

Record when leading after:

INN	1	2	3	4	5	6	7	8
W-L	3-4	10-6	14-3	15-3	16-1	17-2	18-1	22-0

Record when trailing after:

INN	1	2	3	4	5	6	7	8
W-L	5-13	5-15	2-16	1-21	1-25	1-25	1-26	0-26

Record when tied after:

INN	1	2	3	4	5	6	7	8
W-L	14-10	7-6	6-8	6-3	5-1	4-0	3-0	0-1

Current streak: -4

Longest winning streak: 3

Longest losing streak: 4



San Francisco Baseball 2025-2026 Season

(As of May 13, 2026)

San Francisco Team Game-by-Game Batting

DATE	OPPONENT	AB	R	H	RBI	2B	3B	HR	TB	AVG	BB	IBB	SB	CS	HBP	SAC	SF	GDP	K	LOB	PO	A	E
02-13	Western Illinois	31	2	7	2	0	0	0	7	.226	5	0	1	0	1	0	0	0	13	11	27	9	0
02-14	Western Illinois	32	5	10	5	3	0	0	13	.313	6	0	2	0	0	0	1	0	8	10	27	6	0
02-14	Western Illinois	34	10	9	9	3	0	2	18	.265	5	0	3	0	4	0	0	0	9	9	27	4	1
02-18	UC Davis	30	1	4	1	0	0	0	4	.133	0	0	0	0	1	0	0	2	11	3	27	11	0
02-20	at San Jose State	46	7	9	6	2	0	1	14	.196	10	1	0	0	2	2	1	0	21	15	39	11	3
02-21	at San Jose State	33	3	8	3	3	0	1	14	.242	4	0	0	0	0	0	0	0	10	7	24	7	3
02-22	San Jose State	29	9	9	9	0	0	1	12	.310	6	0	0	1	3	0	1	2	7	6	27	10	3
02-26	California Baptist	30	2	3	2	1	0	1	7	.100	3	0	2	0	1	0	0	0	20	5	27	12	0
02-27	California Baptist	29	1	6	1	1	0	0	7	.207	1	0	0	0	2	2	0	2	14	7	27	9	2
02-28	California Baptist	29	3	6	2	1	0	0	7	.207	2	0	0	1	0	0	0	0	11	4	27	13	0
03-01	California Baptist	31	1	5	1	0	0	1	8	.161	5	0	0	0	0	0	0	0	12	8	27	12	1
03-06	UMass Lowell	36	8	14	7	2	0	0	16	.389	3	0	5	0	2	1	0	1	11	10	27	13	1
03-07	UMass Lowell	41	7	15	7	3	0	1	21	.366	2	0	0	0	3	0	0	1	10	12	27	12	4
03-08	UMass Lowell	34	4	9	4	0	1	0	11	.265	6	0	1	0	1	1	0	0	8	11	27	10	2
03-09	UMass Lowell	32	8	9	7	2	0	0	11	.281	6	0	3	0	3	0	1	0	8	10	27	13	0
03-13	at UC Riverside	35	3	8	3	2	0	0	10	.229	1	0	0	0	0	0	0	1	8	6	24	14	1
03-14	at UC Riverside	32	6	7	5	3	0	1	13	.219	6	0	1	1	1	0	0	1	8	5	27	12	1
03-15	at UC Riverside	31	5	9	5	4	0	0	13	.290	9	1	0	1	4	2	2	2	8	13	27	16	1
03-17	Sacramento State	33	3	6	3	2	0	0	8	.182	2	0	1	0	0	0	0	0	12	5	27	6	1
03-20	Santa Clara	27	2	6	2	0	0	0	6	.222	4	0	0	0	2	2	0	1	9	9	27	10	1
03-21	Santa Clara	29	2	5	2	0	0	2	11	.172	3	0	0	0	1	0	0	0	7	7	27	7	0
03-22	Santa Clara	32	6	9	6	3	0	1	15	.281	6	0	1	0	1	0	0	1	6	9	27	13	0
03-24	at Nevada	39	9	11	9	3	0	1	17	.282	3	0	0	0	3	0	0	0	16	9	24	13	1
03-27	Seattle U	37	8	15	8	5	0	0	20	.405	3	0	2	0	1	0	2	1	7	11	27	7	2
03-28	Seattle U	36	6	7	6	0	0	3	16	.194	6	0	0	0	2	0	0	0	10	10	30	11	1
03-29	Seattle U	32	8	11	7	4	0	2	21	.344	6	0	0	0	2	0	0	2	5	9	27	12	3
04-02	at LMU (CA)	39	10	12	10	4	0	2	22	.308	7	0	0	0	1	0	0	1	10	11	24	5	1
04-03	at LMU (CA)	41	6	12	5	0	1	2	20	.293	8	0	1	0	2	0	0	0	13	18	27	4	1
04-04	at LMU (CA)	37	7	12	7	3	0	1	18	.324	6	0	0	0	0	0	1	0	10	10	24	5	2
04-06	California	27	0	2	0	1	0	0	3	.074	5	0	0	0	1	0	0	2	11	6	27	9	1
04-10	San Diego	30	2	4	2	1	0	1	8	.133	2	0	0	0	0	0	1	0	12	4	27	10	2
04-11	San Diego	30	7	8	7	3	1	2	19	.267	5	0	0	0	0	1	0	1	11	5	27	10	0
04-12	San Diego	31	6	8	5	3	0	0	11	.258	3	0	2	0	2	0	0	0	7	6	27	12	0
04-14	at Sacramento State	23	2	3	0	1	0	0	4	.130	4	0	1	0	2	0	0	1	5	6	18	5	2
04-17	at Portland	33	3	7	2	1	0	0	8	.212	2	0	0	0	1	1	0	1	7	7	24	6	0
04-18	at Portland	34	5	8	5	0	0	1	11	.235	3	0	3	0	2	0	1	0	14	9	27	11	0
04-19	at Portland	25	0	4	0	0	0	0	4	.160	3	0	0	0	2	0	0	0	5	9	18	7	1
04-22	at California	38	3	9	3	0	0	1	12	.237	5	0	2	0	0	0	0	0	11	10	28	11	2
04-24	Pacific	39	5	11	5	5	0	0	16	.282	5	0	1	0	2	0	0	0	13	15	27	14	2
04-25	Pacific	30	5	9	5	2	1	0	13	.300	5	0	0	0	2	0	0	3	2	8	27	9	0
04-26	Pacific	35	2	8	2	0	0	1	11	.229	5	0	1	0	0	0	0	0	9	11	27	15	1
04-28	San Jose State	25	0	6	0	2	0	0	8	.240	4	0	0	1	1	0	0	1	11	8	21	6	0
05-01	at Pepperdine	39	10	13	9	2	0	1	18	.333	4	0	1	0	1	0	1	1	8	9	27	6	1
05-02	at Pepperdine	29	0	5	0	2	0	0	7	.172	1	0	0	0	3	0	0	2	9	6	24	16	0
05-03	at Pepperdine	32	2	8	2	0	0	0	8	.250	3	0	0	0	1	2	0	2	8	9	27	13	0
05-06	at Stanford	35	5	8	5	3	0	0	11	.229	8	0	1	0	3	0	0	1	12	14	24	4	0
05-08	Gonzaga	31	0	4	0	0	0	0	4	.129	4	0	0	0	0	0	0	0	9	8	27	18	0
05-09	Gonzaga	21	0	0	0	0	0	0	0	.000	2	0	0	0	1	0	0	0	15	3	21	7	0
05-10	Gonzaga	33	5	6	5	1	1	2	15	.182	1	0	0	0	1	0	0	0	14	4	27	10	5
Totals		1597	214	384	201	81	5	32	571	.240	208	2	35	5	68	14	12	33	495	417	1285	486	53



San Francisco Baseball 2025 - 2026 Season

(As of May 13, 2026)

San Francisco Team Game-by-Game Pitching

DATE	OPPONENT	IP	H	R	ER	BB	K	2B	3B	HR	WP	BK	HBP	DP	IBB	SCORE	W-L	SV	ERA
02-13	Western Illinois	9.0	4	0	0	2	11	1	0	0	0	0	0	1	0	2-0	1-0	1	0.00
02-14	Western Illinois	9.0	11	4	4	3	9	1	0	1	0	0	1	1	0	5-4	2-0	1	2.00
02-14	Western Illinois	9.0	4	6	5	6	11	0	0	0	1	0	1	0	0	10-6	3-0	0	3.00
02-18	UC Davis	9.0	6	2	2	7	9	4	0	0	1	0	0	0	0	1-2	3-1	0	2.75
02-20	at San Jose State	13.0	11	6	6	6	13	2	0	0	0	0	3	2	0	7-6	4-1	1	3.12
02-21	at San Jose State	8.0	8	7	6	3	8	0	1	1	0	1	0	0	0	3-7	4-2	0	3.63
02-22	San Jose State	9.0	6	3	2	5	5	2	0	0	1	0	1	0	0	9-3	5-2	0	3.41
02-26	California Baptist	9.0	20	16	16	8	6	5	0	7	5	0	2	0	0	2-16	5-3	0	4.92
02-27	California Baptist	9.0	12	7	4	2	10	2	1	0	0	0	1	1	0	1-7	5-4	0	4.82
02-28	California Baptist	9.0	8	2	2	6	5	3	0	0	0	0	0	1	0	3-2	6-4	1	4.55
03-01	California Baptist	9.0	4	2	1	3	9	1	0	0	0	0	1	1	0	1-2	6-5	0	4.24
03-06	UMass Lowell	9.0	9	5	5	3	6	1	1	0	0	0	0	1	0	8-5	7-5	1	4.30
03-07	UMass Lowell	9.0	21	18	14	6	8	2	0	1	1	0	1	2	0	7-18	7-6	0	5.03
03-08	UMass Lowell	9.0	8	6	5	8	8	3	0	0	0	1	1	0	0	4-6	7-7	0	5.02
03-09	UMass Lowell	9.0	5	2	2	3	6	2	0	0	0	0	0	1	0	8-2	8-7	0	4.83
03-13	at UC Riverside	8.0	12	7	7	4	6	3	0	0	0	2	3	1	0	3-7	8-8	0	4.99
03-14	at UC Riverside	9.0	5	4	4	5	8	1	0	0	1	0	4	1	0	6-4	9-8	0	4.94
03-15	at UC Riverside	9.0	13	6	4	2	3	1	0	1	1	0	2	0	0	5-6	9-9	0	4.88
03-17	Sacramento State	9.0	10	8	8	6	10	2	1	2	0	0	2	1	0	3-8	9-10	0	5.05
03-20	Santa Clara	9.0	7	1	1	0	6	0	0	0	0	0	1	0	0	2-1	10-10	1	4.85
03-21	Santa Clara	9.0	5	1	1	4	5	1	1	0	0	0	1	0	0	2-1	11-10	1	4.66
03-22	Santa Clara	9.0	9	5	5	2	8	2	0	2	0	1	1	0	0	6-5	12-10	1	4.68
03-24	at Nevada	8.0	13	14	14	8	0	4	0	1	1	0	1	2	0	9-14	12-11	0	5.11
03-27	Seattle U	9.0	5	4	4	4	12	0	0	1	0	1	1	0	0	8-4	13-11	0	5.06
03-28	Seattle U	10.0	8	5	5	8	10	0	0	1	2	1	2	2	0	6-5	14-11	0	5.04
03-29	Seattle U	9.0	10	5	3	4	10	1	0	1	1	0	1	1	0	8-5	15-11	1	4.96
04-02	at LMU (CA)	8.0	11	12	12	3	13	3	0	2	0	0	5	1	0	10-12	15-12	0	5.24
04-03	at LMU (CA)	9.0	4	4	3	4	12	1	0	0	1	0	3	1	0	6-4	16-12	1	5.16
04-04	at LMU (CA)	8.0	13	10	9	4	8	4	0	1	0	0	1	0	0	7-10	16-13	0	5.31
04-06	California	9.0	10	8	6	2	8	4	0	0	4	0	1	1	0	0-8	16-14	0	5.33
04-10	San Diego	9.0	16	9	5	0	8	5	1	0	2	0	3	0	0	2-9	16-15	0	5.32
04-11	San Diego	9.0	6	5	5	7	9	3	0	1	0	0	1	0	0	7-5	17-15	1	5.31
04-12	San Diego	9.0	8	1	1	1	5	3	0	0	0	1	1	1	0	6-1	18-15	0	5.18
04-14	at Sacramento State	6.0	13	12	10	4	4	2	0	1	1	0	2	0	0	2-12	18-16	0	5.38
04-17	at Portland	8.0	9	5	5	5	7	2	0	0	1	0	2	0	0	3-5	18-17	0	5.38
04-18	at Portland	9.0	5	4	4	4	6	0	0	1	0	0	1	0	0	5-4	19-17	1	5.34
04-19	at Portland	6.0	10	11	9	7	4	2	0	0	0	0	1	0	0	0-11	19-18	0	5.49
04-22	at California	9.1	6	4	2	9	3	1	0	0	0	0	2	0	0	3-4	19-19	0	5.39
04-24	Pacific	9.0	14	10	8	6	2	5	0	2	1	0	1	2	0	5-10	19-20	0	5.46
04-25	Pacific	9.0	6	3	3	2	10	1	1	2	0	0	0	0	0	5-3	20-20	1	5.40
04-26	Pacific	9.0	12	8	7	6	7	3	0	2	1	0	1	0	0	2-8	20-21	0	5.44
04-28	San Jose State	7.0	12	12	12	7	11	3	0	3	2	0	3	0	0	0-12	20-22	0	5.63
05-01	at Pepperdine	9.0	8	4	4	1	4	4	0	1	0	0	1	0	0	10-4	21-22	0	5.59
05-02	at Pepperdine	8.0	15	4	4	2	1	3	0	0	0	0	1	1	0	0-4	21-23	0	5.57
05-03	at Pepperdine	9.0	6	0	0	1	4	0	0	0	0	0	0	0	0	2-0	22-23	1	5.44
05-06	at Stanford	8.0	16	12	12	9	7	4	1	1	0	0	1	1	0	5-12	22-24	0	5.60
05-08	Gonzaga	9.0	11	7	7	2	5	5	0	1	0	0	0	1	0	0-7	22-25	0	5.63
05-09	Gonzaga	7.0	15	13	13	5	6	4	0	1	0	0	4	1	0	0-13	22-26	0	5.82
05-10	Gonzaga	9.0	15	12	11	9	7	3	0	0	1	0	0	1	1	5-12	22-27	0	5.93
<b>Totals</b>		<b>428.1</b>	<b>475</b>	<b>316</b>	<b>282</b>	<b>218</b>	<b>353</b>	<b>109</b>	<b>8</b>	<b>38</b>	<b>29</b>	<b>8</b>	<b>66</b>	<b>30</b>	<b>1</b>	<b>-</b>	<b>22-27</b>	<b>15</b>	<b>5.93</b>



## San Francisco Baseball 2025-2026 Season

(As of May 13, 2026)

## San Francisco Multi-hit/RBI/Run Games and Hitting Streaks

MULTIPLE HIT GAMES	2	3	4	5+	TOTAL	MULTIPLE RBI GAMES	2	3	4	5+	TOTAL
ESQUIVEL, Eddison	11	1	1	0	13	NYSTROM, Jackson	0	4	1	0	5
ROGERS, TJ	11	1	0	0	12	LEWIS, Jared	5	0	0	0	5
HARMON, Trevor	9	1	0	0	10	BURKE, Brendan	3	1	0	0	4
LEWIS, Jared	7	2	0	0	9	GARRISON, Jayden	2	2	0	0	4
RAMPPEN, Zack	9	0	0	0	9	ESQUIVEL, Eddison	2	2	0	0	4
LANDRY, Isaiah	3	2	0	0	5	HARRIES, Tyler	3	0	0	0	3
GARRISON, Jayden	3	2	0	0	5	ROGERS, TJ	2	1	0	0	3
NYSTROM, Jackson	4	0	1	0	5	RAMPPEN, Zack	3	0	0	0	3
HARRIES, Tyler	3	1	0	0	4	LANDRY, Isaiah	2	0	0	0	2
KALLINGER, Myles	2	2	0	0	4	KALLINGER, Myles	1	0	0	1	2
BURKE, Brendan	1	0	1	0	2	DAVIS, Wyatt	1	0	1	0	2
DAVIS, Wyatt	2	0	0	0	2	NAGY, Zach	1	0	0	0	1
NAGY, Zach	2	0	0	0	2	BELLISIMO, Matteo	1	0	0	0	1
LEWIS, Jordan	2	0	0	0	2	HARMON, Trevor	1	0	0	0	1
VASELL, Tino	1	0	0	0	1	LEWIS, Jordan	0	1	0	0	1

HITTING STREAKS	LONGEST	CURRENT	MULTIPLE RUN GAMES	2	3	4	5+	TOTAL
LANDRY, Isaiah	7	1	ROGERS, TJ	6	1	0	0	7
ESQUIVEL, Eddison	7	0	ESQUIVEL, Eddison	4	1	0	0	5
HARMON, Trevor	6	1	VASELL, Tino	3	0	0	0	3
RAMPPEN, Zack	6	1	GARRISON, Jayden	3	0	0	0	3
ROGERS, TJ	6	0	LANDRY, Isaiah	2	0	0	0	2
KALLINGER, Myles	6	0	HARMON, Trevor	2	0	0	0	2
BURKE, Brendan	6	0	LEWIS, Jared	2	0	0	0	2
HARRIES, Tyler	5	1	RAMPPEN, Zack	2	0	0	0	2
NYSTROM, Jackson	5	0	HARRIES, Tyler	1	0	0	0	1
BUSBY, Trevor	4	4	KALLINGER, Myles	1	0	0	0	1
VASELL, Tino	4	0	BURKE, Brendan	1	0	0	0	1
GARRISON, Jayden	4	0	DAVIS, Wyatt	1	0	0	0	1
NAGY, Zach	3	2	NAGY, Zach	1	0	0	0	1
LEWIS, Jared	3	1	NYSTROM, Jackson	1	0	0	0	1
DAVIS, Wyatt	3	0						
LEWIS, Jordan	2	1						
BELLISIMO, Matteo	2	0						
WALSH, Nick	1	0						
LUYBEN, Brady	1	0						
HIROMOTO, Jake	0	0						

REACHED SAFELY STREAKS (H,BB,IBB,HBP)	LONGEST	CURRENT	REACHED BASE STREAKS (H,BB,IBB,HBP,C,I,E,FC)	LONGEST	CURRENT
ESQUIVEL, Eddison	19	0	ROGERS, TJ	19	0
ROGERS, TJ	17	0	ESQUIVEL, Eddison	19	0
NYSTROM, Jackson	16	0	NYSTROM, Jackson	16	0
HARRIES, Tyler	14	1	HARRIES, Tyler	14	1
VASELL, Tino	12	0	VASELL, Tino	12	0
LANDRY, Isaiah	11	1	LANDRY, Isaiah	11	1
HARMON, Trevor	10	9	HARMON, Trevor	10	9
KALLINGER, Myles	8	8	LEWIS, Jared	9	1
RAMPPEN, Zack	8	1	RAMPPEN, Zack	9	1
LEWIS, Jordan	7	1	KALLINGER, Myles	8	8
BURKE, Brendan	7	0	LEWIS, Jordan	7	1
GARRISON, Jayden	7	0	BURKE, Brendan	7	0
DAVIS, Wyatt	6	2	GARRISON, Jayden	7	0
LEWIS, Jared	6	1	DAVIS, Wyatt	6	2
BUSBY, Trevor	4	4	NAGY, Zach	6	2
NAGY, Zach	4	2	BUSBY, Trevor	4	4
BELLISIMO, Matteo	3	0	BELLISIMO, Matteo	3	1
WALSH, Nick	2	2	WALSH, Nick	2	2
LUYBEN, Brady	2	0	HIROMOTO, Jake	2	2
HIROMOTO, Jake	1	0	LUYBEN, Brady	2	0



San Francisco Baseball 2025-2026 Season

(As of May 13, 2026)

San Francisco Stats by Starters

Hitting

Starters (Stats from starts only)

PLAYER	GP-GS	AVG	AB	R	H	2B	3B	HR	XB	RBI	TB	SLG	BB	HP	K	GDP	OB%	SF	SH	SB-ATT	PO	A	E	FLD%
NYSTROM, Jackson	32-28	.292	89	15	26	4	0	3	7	20	39	.438	6	8	21	2	.381	0	0	0-0	8	0	0	1.000
RAMPPEN, Zack	36-30	.290	100	16	29	6	0	1	7	8	38	.380	4	6	16	5	.345	1	2	0-0	203	27	4	.983
HARMON, Trevor	38-35	.273	121	18	33	4	0	3	7	13	46	.380	16	9	31	3	.395	0	0	0-1	287	15	1	.997
LEWIS, Jared	38-35	.264	106	15	28	4	0	1	5	17	35	.330	22	3	39	0	.393	2	2	3-3	64	72	13	.913
VASELL, Tino	26-20	.263	57	8	15	1	0	0	1	2	16	.281	15	3	21	2	.423	0	3	3-4	20	35	6	.902
ESQUIVEL, Eddison	49-49	.254	185	21	47	13	0	1	14	18	63	.341	26	10	48	3	.376	0	0	3-3	109	2	0	1.000
BUSBY, Trevor	8-3	.250	12	1	3	1	0	0	1	1	4	.333	0	0	5	0	.250	0	0	0-0	0	0	0	0
KALLINGER, Myles	26-16	.246	61	8	15	3	2	2	7	10	28	.459	6	0	15	2	.300	1	2	3-4	26	1	0	1.000
LANDRY, Isaiah	30-29	.243	103	11	25	8	2	2	12	14	43	.417	9	5	31	2	.331	0	1	3-3	53	2	1	.982
ROGERS, TJ	45-45	.240	167	30	40	10	0	10	20	21	80	.479	30	6	61	1	.374	0	0	8-8	79	138	7	.969
HARRIES, Tyler	32-32	.222	117	13	26	4	0	1	5	16	33	.282	18	5	31	1	.348	1	0	0-0	22	75	3	.970
BELLISIMO, Matteo	11-2	.222	9	1	2	1	0	0	1	3	3	.333	0	0	3	0	.222	0	0	0-0	0	0	0	0
NAGY, Zach	19-13	.220	41	4	9	1	0	0	1	5	10	.244	3	0	8	2	.261	1	1	1-2	13	29	2	.955
BURKE, Brendan	34-28	.218	101	7	22	3	0	2	5	13	31	.307	10	2	48	4	.298	1	0	1-1	169	21	3	.984
GARRISON, Jayden	42-42	.190	147	21	28	8	1	3	12	17	47	.320	23	4	53	2	.311	2	1	4-4	106	0	5	.955
LEWIS, Jordan	21-13	.186	43	5	8	1	0	0	1	2	9	.209	8	1	15	1	.321	0	1	2-3	28	1	0	1.000
DAVIS, Wyatt	22-17	.185	54	7	10	2	0	1	3	11	15	.278	6	1	19	1	.270	2	0	1-1	7	0	0	1.000
WALSH, Nick	12-1	.000	4	0	0	0	0	0	0	0	0	.000	0	1	1	0	.200	0	0	0-0	1	1	0	1.000
HIROMOTO, Jake	6-1	.000	3	0	0	0	0	0	0	0	0	.000	0	0	2	0	.000	0	0	0-0	0	1	0	1.000
LUYBEN, Brady	5-2	.000	5	0	0	0	0	0	0	0	0	.000	1	0	1	0	.167	0	0	0-0	12	1	0	1.000
<b>Totals</b>		<b>.240</b>	<b>1525</b>	<b>201</b>	<b>366</b>	<b>74</b>	<b>5</b>	<b>30</b>	<b>109</b>	<b>191</b>	<b>540</b>	<b>.354</b>	<b>203</b>	<b>64</b>	<b>469</b>	<b>31</b>	<b>.348</b>	<b>11</b>	<b>13</b>	<b>32-37</b>	<b>1222</b>	<b>441</b>	<b>49</b>	<b>.971</b>

Non-starters (Stats from non-starts only)

PLAYER	GP-GS	AVG	AB	R	H	2B	3B	HR	XB	RBI	TB	SLG	BB	HP	K	GDP	OB%	SF	SH	SB-ATT	PO	A	E	FLD%
BUSBY, Trevor	8-3	1.000	1	0	1	1	0	0	1	1	2	2.000	0	0	0	0	1.000	0	0	0-0	1	1	0	1.000
LUYBEN, Brady	5-2	1.000	1	1	1	1	0	0	1	0	2	2.000	0	0	0	0	1.000	0	0	0-0	3	0	0	1.000
LEWIS, Jared	38-35	.500	2	0	1	0	0	0	0	0	1	.500	0	0	0	0	.333	0	1	0-0	1	0	0	1.000
KALLINGER, Myles	26-16	.429	7	5	3	1	0	0	1	1	4	.571	1	0	2	0	.500	0	0	2-2	1	0	0	1.000
BURKE, Brendan	34-28	.429	7	1	3	2	0	0	2	0	5	.714	1	0	2	0	.500	0	0	0-0	17	2	0	1.000
WALSH, Nick	12-1	.333	6	3	2	1	0	0	1	0	3	.500	0	1	2	0	.429	0	0	0-0	3	5	0	1.000
HARMON, Trevor	38-35	.333	3	1	1	1	0	0	1	0	2	.667	0	1	1	0	.500	0	0	0-0	2	0	0	1.000
DAVIS, Wyatt	22-17	.250	4	0	1	0	0	0	1	1	1	.250	0	0	1	0	.200	1	0	0-0	0	0	0	0
LEWIS, Jordan	21-13	.200	5	1	1	0	0	1	1	3	4	.800	1	0	3	0	.333	0	0	0-0	1	1	0	1.000
VASELL, Tino	26-20	.167	6	0	1	0	0	0	0	1	1	.167	1	0	4	0	.286	0	0	1-1	4	5	0	1.000
NYSTROM, Jackson	32-28	.167	6	1	1	0	0	1	1	3	4	.667	0	1	1	1	.286	0	0	0-0	0	1	0	1.000
NAGY, Zach	19-13	.125	8	0	1	0	0	0	0	0	1	.125	0	0	1	0	.125	0	0	0-0	7	5	0	1.000
BELLISIMO, Matteo	11-2	.125	8	0	1	0	0	0	0	0	1	.125	1	0	3	0	.222	0	0	0-0	0	0	0	0
HIROMOTO, Jake	6-1	.000	4	0	0	0	0	0	0	0	0	.000	0	1	4	0	.200	0	0	0-0	1	1	0	1.000
RAMPPEN, Zack	36-30	.000	4	0	0	0	0	0	0	0	0	.000	0	0	2	1	.000	0	0	0-0	14	1	0	1.000
LANDRY, Isaiah	30-29	0	0	0	0	0	0	0	0	0	0	0	0	0	0	0	0	0	0	0-0	0	0	0	0
<b>Totals</b>		<b>.250</b>	<b>72</b>	<b>13</b>	<b>18</b>	<b>7</b>	<b>0</b>	<b>2</b>	<b>9</b>	<b>10</b>	<b>31</b>	<b>.431</b>	<b>5</b>	<b>4</b>	<b>26</b>	<b>2</b>	<b>.325</b>	<b>1</b>	<b>1</b>	<b>3-3</b>	<b>63</b>	<b>45</b>	<b>4</b>	<b>.964</b>



San Francisco Baseball 2025-2026 Season

(As of May 13, 2026)

San Francisco Stats by Starters

Pitching

Starters (Stats from starts only)

PLAYER	GP-GS	ERA	W-L	IP	H	R	ER	BB	K	2B	3B	HR	AVG	BF	WP	HP	BK	SFA	SHA
GONZALES, Thomas	11-2	2.25	0-0	4.0	2	1	1	3	3	1	0	0	.182	14	0	0	0	0	0
LOCKHART, Gauge	13-13	4.85	2-3	55.2	43	33	30	31	43	9	0	4	.216	243	2	10	1	3	0
BARRETT, Gabriel	13-12	4.98	2-5	59.2	77	36	33	13	55	16	3	2	.313	272	1	8	1	1	4
VALDEZ, Adrian	13-13	5.75	4-5	51.2	63	40	33	16	30	13	1	3	.312	233	2	8	0	6	1
POHORSKI, Quentin	12-2	7.50	0-1	6.0	6	5	5	5	8	1	0	0	.250	30	0	1	0	0	0
GONZALEZ, Alan	16-4	7.71	0-1	4.2	4	5	4	3	4	2	0	0	.250	21	0	1	0	1	0
ANDREAS, Jake	13-1	27.00	0-1	1.0	3	3	3	1	1	0	0	2	.600	7	0	1	0	0	0
BUSBY, Trevor	6-2	31.50	0-2	2.0	4	7	7	3	1	1	0	2	.444	14	0	1	0	1	0
		<b>5.65</b>	<b>8-18</b>	<b>184.2</b>	<b>202</b>	<b>130</b>	<b>116</b>	<b>75</b>	<b>145</b>	<b>43</b>	<b>4</b>	<b>13</b>	<b>.284</b>	<b>834</b>	<b>5</b>	<b>30</b>	<b>2</b>	<b>12</b>	<b>5</b>

Non-starters (Stats from non-starts only)

PLAYER	GP-GS	ERA	W-L	IP	H	R	ER	BB	K	2B	3B	HR	AVG	BF	WP	HP	BK	SFA	SHA
THIELEN, Jackson	1-0	-	0-0	0.0	0	3	3	3	0	0	0	0	0	3	0	0	0	0	0
BUSBY, Trevor	6-2	0.00	0-0	3.2	5	1	0	2	2	3	0	0	.385	16	1	0	0	1	0
POHORSKI, Quentin	12-2	2.01	1-0	31.1	17	7	7	17	35	4	1	2	.163	126	2	0	0	0	5
YOVANOVICH, Kai	17-0	2.10	4-0	25.2	13	6	6	12	26	2	0	1	.157	100	1	2	0	0	3
BACURA, Nick	18-0	3.20	1-1	19.2	15	9	7	14	20	4	0	1	.208	89	2	2	0	1	0
GONZALEZ, Alan	16-4	3.55	0-0	12.2	13	6	5	4	10	5	0	1	.260	58	0	2	0	0	2
BARRETT, Gabriel	13-12	3.60	0-0	5.0	6	2	2	0	3	3	0	0	.300	20	0	0	0	0	0
HOLZEMER, Hunter	20-0	4.57	5-0	21.2	30	16	11	8	17	8	1	3	.303	114	0	4	2	2	1
WHEELER, Paul	12-0	6.23	0-1	13.0	16	12	9	13	13	1	0	1	.296	73	0	5	0	0	1
AMBORN, Cal	15-0	6.38	0-1	24.0	28	19	17	9	12	5	0	4	.304	107	3	1	0	2	3
ROSSI, Gino	10-0	7.45	0-1	9.2	15	8	8	5	10	3	0	1	.341	53	2	4	0	0	0
ANDREAS, Jake	13-1	8.47	1-1	17.0	23	17	16	7	13	7	0	2	.311	84	2	3	0	0	0
BYHRE, Chris	11-0	9.00	1-0	14.0	23	15	14	5	11	4	1	0	.371	75	1	5	2	0	3
GOMEZ, Alex	11-0	10.95	0-0	12.1	14	17	15	13	10	2	0	4	.292	66	2	2	0	2	1
GONZALES, Thomas	11-2	11.25	1-3	12.0	18	16	15	11	10	4	0	1	.346	66	0	2	1	0	1
HARWELL, Wesley	5-0	11.57	0-0	4.2	8	6	6	4	1	0	0	1	.444	23	0	1	0	0	0
WELLEN, Braden	9-0	12.54	0-1	9.1	12	13	13	11	11	3	1	2	.308	51	1	0	1	0	1
NELSON, Magnus	3-0	15.43	0-0	2.1	7	5	4	3	2	3	0	0	.538	17	2	1	0	0	0
GONZALEZ, Thomas	1-0	20.26	0-0	1.1	3	3	3	1	1	1	0	1	.429	8	1	0	0	0	0
CABRERA, AC	2-0	22.50	0-0	2.0	7	5	5	1	1	4	0	0	.583	15	4	2	0	0	0
		<b>6.13</b>	<b>14-9</b>	<b>243.2</b>	<b>273</b>	<b>186</b>	<b>166</b>	<b>143</b>	<b>208</b>	<b>66</b>	<b>4</b>	<b>25</b>	<b>.286</b>	<b>1164</b>	<b>24</b>	<b>36</b>	<b>6</b>	<b>8</b>	<b>21</b>



## San Francisco Baseball 2025-2026 Season

(As of May 13, 2026)

## San Francisco Starters by Position and Order

Starting Lineup By Position  
(Team W-L when starter)

POSITION	STARTS	W-L
<b>PITCHER</b>		
VALDEZ, Adrian	13	6-7
LOCKHART, Gauge	13	10-3
BARRETT, Gabriel	12	6-6
GONZALEZ, Alan	4	0-4
GONZALES, Thomas	2	0-2
BUSBY, Trevor	2	0-2
POHORSKI, Quentin	2	0-2
ANDREAS, Jake	1	0-1
<b>CATCHER</b>		
RAMPPEN, Zack	30	13-17
BURKE, Brendan	17	9-8
LUYBEN, Brady	2	0-2
<b>FIRST BASE</b>		
HARMON, Trevor	34	17-17
BURKE, Brendan	8	4-4
ESQUIVEL, Eddison	7	1-6
<b>SECOND BASE</b>		
LEWIS, Jared	32	14-18
VASELL, Tino	7	4-3
HARRIES, Tyler	5	2-3
NAGY, Zach	5	2-3
<b>THIRD BASE</b>		
HARRIES, Tyler	27	14-13
VASELL, Tino	13	5-8
NAGY, Zach	4	2-2
LEWIS, Jared	3	1-2
WALSH, Nick	1	0-1
HIROMOTO, Jake	1	0-1
<b>SHORTSTOP</b>		
ROGERS, TJ	45	22-23
NAGY, Zach	4	0-4
<b>LEFT FIELD</b>		
LANDRY, Isaiah	28	10-18
KALLINGER, Myles	11	7-4
ESQUIVEL, Eddison	7	3-4
LEWIS, Jordan	3	2-1
<b>CENTER FIELD</b>		
GARRISON, Jayden	42	21-21
LEWIS, Jordan	4	0-4
KALLINGER, Myles	2	1-1
LANDRY, Isaiah	1	0-1
<b>RIGHT FIELD</b>		
ESQUIVEL, Eddison	30	15-15
DAVIS, Wyatt	6	2-4
LEWIS, Jordan	6	3-3
NYSTROM, Jackson	4	1-3
KALLINGER, Myles	3	1-2
<b>DH</b>		
NYSTROM, Jackson	24	12-12
DAVIS, Wyatt	11	4-7
ESQUIVEL, Eddison	5	3-2
BURKE, Brendan	3	1-2
BELLISIMO, Matteo	2	1-1
BUSBY, Trevor	1	0-1
HARMON, Trevor	1	1-0

Starting Lineup By Batting Order  
(Team W-L when starter)

POSITION	STARTS	W-L
<b>LEADOFF</b>		
LEWIS, Jared	15	5-10
GARRISON, Jayden	10	7-3
KALLINGER, Myles	8	5-3
VASELL, Tino	7	2-5
LANDRY, Isaiah	6	2-4
ROGERS, TJ	2	1-1
HARRIES, Tyler	1	0-1
<b>2ND SPOT</b>		
HARRIES, Tyler	14	8-6
LEWIS, Jared	8	5-3
ROGERS, TJ	7	3-4
ESQUIVEL, Eddison	7	5-2
GARRISON, Jayden	6	1-5
LANDRY, Isaiah	4	0-4
KALLINGER, Myles	1	0-1
LEWIS, Jordan	1	0-1
RAMPPEN, Zack	1	0-1
<b>3RD SPOT</b>		
ESQUIVEL, Eddison	25	11-14
ROGERS, TJ	16	8-8
NYSTROM, Jackson	4	2-2
HARMON, Trevor	4	1-3
<b>CLEANUP</b>		
ROGERS, TJ	19	10-9
NYSTROM, Jackson	8	2-6
BURKE, Brendan	7	3-4
DAVIS, Wyatt	6	3-3
ESQUIVEL, Eddison	6	2-4
HARMON, Trevor	2	2-0
GARRISON, Jayden	1	0-1
<b>5TH SPOT</b>		
HARMON, Trevor	23	12-11
BURKE, Brendan	11	5-6
DAVIS, Wyatt	8	2-6
ESQUIVEL, Eddison	3	1-2
NYSTROM, Jackson	2	1-1
HARRIES, Tyler	1	1-0
ROGERS, TJ	1	0-1
<b>6TH SPOT</b>		
NYSTROM, Jackson	10	6-4
ESQUIVEL, Eddison	8	3-5
LEWIS, Jared	6	2-4
BURKE, Brendan	5	2-3
HARMON, Trevor	5	2-3
RAMPPEN, Zack	4	3-1
HARRIES, Tyler	3	2-1
DAVIS, Wyatt	3	1-2
LEWIS, Jordan	3	1-2
BUSBY, Trevor	1	0-1
BELLISIMO, Matteo	1	0-1
<b>7TH SPOT</b>		
RAMPPEN, Zack	16	6-10
VASELL, Tino	6	3-3
HARRIES, Tyler	5	2-3
BURKE, Brendan	5	4-1
GARRISON, Jayden	4	1-3
LANDRY, Isaiah	2	1-1
BUSBY, Trevor	2	0-2
NYSTROM, Jackson	2	0-2
LEWIS, Jordan	2	2-0
WALSH, Nick	1	0-1
NAGY, Zach	1	1-0
LUYBEN, Brady	1	0-1
BELLISIMO, Matteo	1	1-0
LEWIS, Jared	1	1-0
<b>8TH SPOT</b>		
GARRISON, Jayden	11	6-5
RAMPPEN, Zack	9	4-5
HARRIES, Tyler	7	3-4
NAGY, Zach	6	3-3
LEWIS, Jordan	5	0-5
VASELL, Tino	3	1-2
NYSTROM, Jackson	2	2-0
LEWIS, Jared	2	2-0
LANDRY, Isaiah	1	0-1
HIROMOTO, Jake	1	0-1
LUYBEN, Brady	1	0-1
HARMON, Trevor	1	1-0
<b>9TH SPOT</b>		
LANDRY, Isaiah	16	7-9
GARRISON, Jayden	10	6-4
KALLINGER, Myles	7	4-3
NAGY, Zach	6	0-6
VASELL, Tino	4	3-1
LEWIS, Jared	3	0-3
LEWIS, Jordan	2	2-0
HARRIES, Tyler	1	0-1