

# SAN FRANCISCO BASEBALL GAME NOTES

Assistant Director of Athletic Communications: Henry Golden | Email: hgolden@usfca.edu | Cell: (518) 530-7767 | X: @sfdonsbaseball | Instagram: @usfdonsbaseball | Facebook: @university.of.sanfrancisco.baseball

Game #30/Home Game #21 | San Francisco vs. California | Monday, Apr. 6 | San Francisco, Calif. | Benedetti Diamond | 2:00 p.m. PT | ESPN+

## SCHEDULE/RESULTS

OVERALL 16-13 | WCC: 7-2 | HOME: 13-7 | ROAD 3-6 | NEUTRAL 0-0

### FEBRUARY (6-4)

Feb. 13	WESTERN ILLINOIS	ESPN+	W, 2-0
Feb. 14	WESTERN ILLINOIS (DH)	ESPN+	W, 5-4
Feb. 14	WESTERN ILLINOIS (DH)	ESPN+	W, 10-6
Feb. 18	UC DAVIS	ESPN+	L, 2-1
Feb. 20	at San Jose State	MW Network	W, 7-6 (13)
Feb. 21	at San Jose State	MW Network	L, 7-3
Feb. 22	SAN JOSE STATE	ESPN+	W, 9-3
Feb. 26	CALIFORNIA BAPTIST	ESPN+	L, 16-2
Feb. 27	CALIFORNIA BAPTIST	ESPN+	L, 7-1
Feb. 28	CALIFORNIA BAPTIST	ESPN+	W, 3-2

### MARCH (9-7)

Mar. 1	CALIFORNIA BAPTIST	ESPN+	L, 2-1
Mar. 6	UMASS LOWELL	ESPN+	W, 8-5
Mar. 7	UMASS LOWELL	ESPN+	L, 18-7
Mar. 8	UMASS LOWELL	ESPN+	L, 6-4
Mar. 9	UMASS LOWELL	ESPN+	W, 8-2
Mar. 13	at UC Riverside	--	L, 7-3
Mar. 14	at UC Riverside	--	W, 6-4
Mar. 15	at UC Riverside	--	L, 6-5 (10)
Mar. 17	SACRAMENTO STATE	ESPN+	L, 8-3
Mar. 20	SANTA CLARA*	ESPN+	W, 2-1
Mar. 21	SANTA CLARA*	ESPN+	W, 2-1
Mar. 22	SANTA CLARA*	ESPN+	W, 6-5
Mar. 24	at Nevada	MW Network	L, 14-9
Mar. 27	SEATTLE U*	ESPN+	W, 8-4
Mar. 28	SEATTLE U*	ESPN+	W, 6-5 (10)
Mar. 29	SEATTLE U*	ESPN+	W, 8-5
Mar. 31	at UC Davis	ESPN+	Canceled

### APRIL (1-2)

Apr. 2	at LMU*	ESPN+	L, 12-10
Apr. 3	at LMU*	ESPN+	W, 6-4
Apr. 4	at LMU*	ESPN+	L, 10-7
Apr. 6	CALIFORNIA	ESPN+	2:00 p.m.
Apr. 10	SAN DIEGO*	ESPN+	2:00 p.m.
Apr. 11	SAN DIEGO*	ESPN+	1:00 p.m.
Apr. 12	SAN DIEGO*	ESPN+	1:00 p.m.
Apr. 14	at Sacramento State	ESPN+	6:00 p.m.
Apr. 17	at Portland*	ESPN+	6:00 p.m.
Apr. 18	at Portland*	ESPN+	3:00 p.m.
Apr. 19	at Portland*	ESPN+	1:00 p.m.
Apr. 21	at California	ACCNX	6:00 p.m.
Apr. 24	PACIFIC*	ESPN+	2:00 p.m.
Apr. 25	PACIFIC*	ESPN+	1:00 p.m.
Apr. 26	PACIFIC*	ESPN+	1:00 p.m.
Apr. 28	SAN JOSE STATE	ESPN+	2:00 p.m.

### MAY (0-0)

May 1	at Pepperdine*	ESPN+	3:00 p.m.
May 2	at Pepperdine*	ESPN+	3:00 p.m.
May 3	at Pepperdine*	ESPN+	3:00 p.m.
May 6	at Stanford	ACCNX	6:00 p.m.
May 8	GONZAGA*	ESPN+	2:00 p.m.
May 9	GONZAGA*	ESPN+	1:00 p.m.
May 10	GONZAGA*	ESPN+	1:00 p.m.
May 14	at Saint Mary's*	ESPN+	6:00 p.m.
May 15	at Saint Mary's*	ESPN+	6:00 p.m.
May 16	at Saint Mary's*	ESPN+	1:00 p.m.
May 20-23	WCC Championship^	ESPN+	TBA

Home games in CAPS

\* Denotes West Coast Conference contest

^ Denotes West Coast Conference Championship

## GAME INFORMATION



### SAN FRANCISCO (16-13, 7-2 WCC)

Head Coach: Rob DiToma (Fourth Season)  
Record at San Francisco: 81-106 (.433)  
Career Record: 118-173 (.405)  
Program H2H Record vs. CAL: 49-134  
Streak vs. CAL: W1



### CALIFORNIA (14-16, 1-11 ACC)

Head Coach: Mike Neu (Ninth Season)  
Record at California: 225-200 (.529)  
Career Record: 265-265 (.500)  
Program H2H Record vs. USF: 134-49  
Streak vs. USF: L1

## PROBABLE STARTING PITCHERS

Monday	ERA	WHIP	W-L	APP-GS	CG	SHO	SV	IP	H	R	ER	BB	SO
USF - Alan Gonzalez	4.22	1.41	0-0	10-0	0	0-0	0	10.2	11	6	5	4	9
CAL - Otto Espinoza	3.28	1.38	1-1	9-2	0	0-0	2	24.2	22	17	9	12	29

## LAST GAME'S STARTING LINEUP AT LMU (APRIL 4, 2026)

No.	Names	AVG	OPS	GP/GS	AB	R	H	2B	3B	HR	RBI	TB	BB	SO
1.	Isaiah Landry	.232	.728	16-15	56	7	13	5	1	1	8	23	3	16
11.	Tyler Harries	.234	.696	17-17	64	9	15	2	0	1	11	20	12	13
5.	Eddison Esquivel	.293	.768	29-29	116	14	34	8	0	0	12	42	16	30
12.	TJ Rogers	.302	1.067	28-28	106	24	32	8	0	9	16	67	20	38
50.	Trevor Harmon	.328	.889	22-19	67	13	22	3	0	1	8	28	13	15
48.	Jackson Nystrom	.354	1.004	18-14	48	9	17	2	0	2	15	25	5	10
83.	Zack Ramppen	.258	.708	23-18	66	13	17	5	0	1	7	25	4	16
26.	Jayden Garrison	.211	.718	26-26	95	17	20	7	0	3	12	36	16	36
3.	Zach Nagy	.184	.431	15-9	38	4	7	1	0	0	5	8	2	8

## LEADING OFF

### LAST TIME OUT:

The University of San Francisco baseball team (16-13) enters its fourth midweek game of the season when it hosts California (14-16) at 2:00 p.m. on Monday, Apr. 6, at Benedetti Diamond.

### THE STARTING PITCHER:

Alan Gonzalez is set to make his first-career collegiate start on the mound for the green and gold against California on Monday, Apr. 6. In 10 appearances out of the bullpen, Gonzalez has recorded a 4.22 earned runs average, allowing five runs in 10.2 innings pitched. He has also totaled nine strikeouts while holding opponents scoreless in 7.2 of the 10.2 frames pitched.

### IMPRESSIVE START TO CONFERENCE PLAY:

Despite the series loss at LMU, San Francisco has won seven of its first nine West Coast Conference contests and sits alone at the top of the league standings at 7-2. The green and gold's record marks the best start the program has had to begin conference play since beginning 8-1 in 2018.

### TJ IS ON A HEATER:

TJ Rogers recorded two home runs during the road series at LMU last weekend, increasing his season total to nine. In his last five games, Rogers has recorded a .400 batting average (eight-for-20)

with four home runs, five RBI, and a 1.050 slugging percentage. He also leads the WCC in long balls, one clear of Saint Mary's Jacob Johnson, LMU's Zach Wadas, and Pepperdine's Daniel Patterson.

### CAREER PERFORMANCE FROM GABE:

Gabriel Barrett posted a career performance at LMU on Thursday, Apr. 2, pitching 6.0 scoreless innings, allowing only four hits, and registering a career-high 10 strikeouts. With his first-career game with double-digit strikeouts, Barrett became the first USF pitcher to record 10 or more punchouts in a game since Landen Bourassa in 2021.

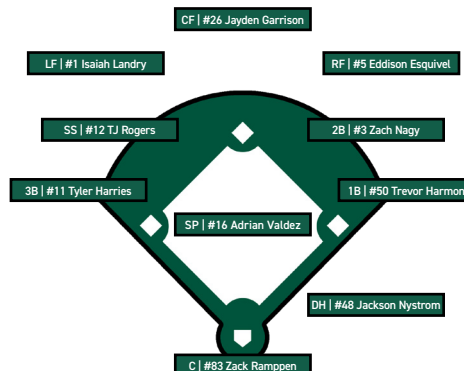
### SCOUTING THE GOLDEN BEARS:

California enters Monday's contest on the Hilltop with a 14-16 overall record while posting a 1-11 mark in Atlantic Coast Conference (ACC) play. The Golden Bears have lost 13 of their last 14 games, with the lone win coming in a 5-3 decision at Wake Forest on March 29.

Hideki Prather paces California offensively this season with a .365 batting average, 12 doubles, seven home runs, and 20 RBI. He has reached base safely in eight of the last nine games and has totaled two multi-hit games against Boston College and Wake Forest.

Otto Espinoza is set to take the mound for the Golden Bears on Monday, for his 10th appearance and third start this season. Ranking fourth on the team in innings pitched, Espinoza has compiled 24.2 frames and has allowed nine earned runs on 22 hits for a 3.28 earned-run average.

## LAST GAME'S DEFENSIVE ALIGNMENT AT LMU (APRIL 4, 2026)



No.	Names	Pos.	AB	R	H	RBI	BB	SO
1.	I. Landry	LF	5	1	1	0	0	0
11.	T. Harries	3B	5	1	1	1	0	2
5.	E. Esquivel	RF	5	0	1	0	0	4
12.	T. Rogers	SS	3	2	1	1	2	0
50.	T. Harmon	1B	3	1	1	1	2	1
48.	J. Nystrom	DH	5	1	4	1	0	0
83.	Z. Ramppen	C	2	0	1	0	0	0
26.	J. Garrison	CF	3	0	0	1	1	1
3.	Z. Nagy	2B	4	0	1	2	0	1
16.	A. Valdez	P	--	--	--	--	--	--



**#1 Isaiah Landry**  
5-9 | OF | Junior  
Richmond, Calif.



**#2 Myles Kallinger**  
5-8 | OF | Junior  
Agoura Hills, Calif.



**#3 Zach Nagy**  
6-2 | INF | Freshman  
Simi Valley, Calif.



**#4 Matteo Bellissimo**  
6-3 | INF | Senior  
Mill Valley, Calif.



**#5 Edison Esquivel**  
6-0 | OF/DH | Sophomore  
Englewood, Colo.



**#6 Jared Lewis**  
5-11 | INF | Junior  
Roseville, Calif.



**#7 Jordan Lewis**  
5-10 | OF | Senior  
Roseville, Calif.



**#8 Magnus Nelson**  
6-2 | RHP | Junior  
Austin, Texas




**#9 Quentin Pohorski**  
6-5 | RHP | Graduate  
San Jose, Calif.



**#11 Tyler Harries**  
6-8 | INF | Senior  
Federal Way, Wash.



**#12 TJ Rogers**  
6-2 | INF | Graduate  
Sparks, Nev.



**#13 Hunter Holzemer**  
5-11 | LHP | Senior  
Highlands Ranch, Colo.



**#14 Braden Wellen**  
6-3 | RHP | Junior  
Aliso Viejo, Calif.



**#15 Paul Wheeler**  
5-11 | LHP | Sophomore  
Los Altos, Calif.



**#16 Adrian Valdez**  
6-2 | RHP | Junior  
Newark, Calif.



**#17 Thomas Gonzales**  
5-10 | RHP | Freshman  
Laguna Beach, Calif.



**#18 Nick Bacura**  
5-10 | RHP | Graduate  
Manhattan Beach, Calif.



**#20 Gauge Lockhart**  
6-4 | RHP | Graduate  
Delta, Colo.



**#21 Tino Vasell**  
5-10 | INF | Freshman  
Pleasant Hill, Calif.



**#22 Nick Walsh**  
6-0 | INF | Senior  
Pleasanton, Calif.



**#23 AC Cabrera**  
5-10 | RHP | Senior  
Morgan Hill, Calif.



**#24 Garrett Johnston**  
6-4 | RHP | Junior  
Trabuco Canyon, Calif.



**#25 Brendan Burke**  
6-0 | C | Sophomore  
Phoenix, Ariz.



**#26 Jayden Garrison**  
5-11 | OF | Freshman  
Phoenix, Ariz.



**#27 Cal Amborn**  
6-4 | RHP | RS-Junior  
Larkspur, Calif.



**#28 Jake Andreas**  
6-3 | RHP | Freshman  
Saint George, Utah



**#29 Wyatt Davis**  
6-2 | OF | Junior  
Petaluma, Calif.



**#31 Jackson Thielens**  
6-2 | LHP | Graduate  
Eden Prairie, Minn.




**#32 Trevor Busby**  
6-4 | INF/RHP | Freshman  
Yucaipa, Calif.



**#33 Jake Hiromoto**  
6-2 | INF | Freshman  
Honolulu, Hawaii



**#34 Alex Gomez**  
6-2 | RHP | Junior  
San Leandro, Calif.



**#35 Kai Yovanovich**  
6-3 | RHP | Senior  
Richmond, Calif.



**#36 Chris Byhre**  
6-0 | RHP | Graduate  
Waukesha, Wis.



**#37 Brady Luyben**  
5-10 | C | Freshman  
Murrieta, Calif.



**#38 Gino Rossi**  
6-2 | RHP | Junior  
Pinole, Calif.



**#39 Alan Gonzalez**  
6-2 | RHP | Freshman  
Salinas, Calif.




**#40 Gabriel Barrett**  
6-0 | RHP | Senior  
Mountain View, Calif.



**#48 Jackson Nystrom**  
5-11 | OF | Senior  
Livermore, Calif.



**#50 Trevor Harmon**  
6-2 | RHP | Junior  
Pleasanton, Calif.



**#52 Wesley Harwell**  
6-3 | RHP | Sophomore  
Mountain View, Calif.



**#83 Zack Rampfen**  
5-9 | C | Senior  
New Canaan, Conn.



**Rob DiToma**  
Head Coach  
Fourth Season



**Erik Supplee**  
Assistant Coach  
Fourth Season



**Jon Garvey**  
Assistant Coach  
Second Season



**Cameron Rowland**  
Assistant Coach  
First Season



**Eric Ma**  
Director of Pitching Dev.  
Second Season



**Tyler McPherson**  
Director of Recruiting  
First Season



**Matt Woods**  
Director of Operations  
Second Season

2026 SAN FRANCISCO BASEBALL ROSTER

NUMERICAL

No.	Name	Pos.	Ht.	Wt.	B/T	Yr.	Hometown/Previous Team
1	Isaiah Landry	OF	5-9	170	R/R	Jr.	Richmond, Calif./Alabama State
2	Myles Kallinger	OF	5-8	170	R/R	Jr.	Agoura Hills, Calif./Agoura HS
3	Zach Nagy	INF	6-2	185	R/R	Fr.	Simi Valley, Calif./Royal HS
4	Matteo Bellissimo	INF	6-3	205	R/R	Fr.	Mill Valley, Calif./College of Marin
5	Eddison Esquivel	OF/DH	6-0	210	L/L	So.	Englewood, Colo./Cherry Creek HS
6	Jared Lewis	INF	5-11	190	S/R	Jr.	Roseville, Calif./Santa Clara/SJSU
7	Jordan Lewis	OF	5-10	190	R/R	Sr.	Roseville, Calif./Santa Clara
8	Magnus Nelson	RHP	6-2	200	R/R	Jr.	Austin, Texas/Westlake HS
9	Quentin Pohorski	RHP	6-5	235	R/R	Gr.	San Jose, Calif./West Valley
11	Tyler Harries	INF	6-1	210	R/R	Fr.	Federal Way, Wash./Centralia
12	TJ Rogers	INF	6-2	195	R/R	Gr.	Sparks, Nev./Austin Peay
13	Hunter Holzemer	LHP	5-11	180	L/L	Jr.	Highlands Ranch, Colo./Thunder Ridge HS
14	Braden Wellen	RHP	6-3	203	R/R	Jr.	Aliso Viejo, Calif./Golden West
15	Paul Wheeler	LHP	5-11	180	L/L	Sr.	Los Altos, Calif./UC Santa Barbara
16	Adrian Valdez	RHP	6-2	195	R/R	So.	Newark, Calif./West Valley
17	Thomas Gonzales	RHP	5-10	185	R/R	Jr.	Laguna Beach, Calif./Laguna Beach HS
18	Nick Bacura	RHP	5-10	220	R/R	Gr.	Manhattan Beach, Calif./Santa Clara/SF State
20	Gauge Lockhart	RHP	6-4	215	R/R	Fr.	Delta, Colo./Brown/Colorado Mesa
21	Tino Vasell	INF	5-10	180	L/R	Fr.	Pleasant Hill, Calif./College Park HS
22	Nick Walsh	INF	6-0	190	S/R	Fr.	Pleasanton, Calif./Chabot
23	AC Cabrera	RHP	6-0	225	R/R	Sr.	Morgan Hill, Calif./Archbishop Mitty HS
24	Garrett Johnston	RHP	6-4	225	R/R	Fr.	Trabuco Canyon, Calif./Orange Coast
25	Brendan Burke	C	6-0	205	R/R	So.	Phoenix, Ariz./Desert Vista HS
26	Jayden Garrison	OF	5-11	185	R/R	Fr.	Phoenix, Ariz./Desert Vista HS
27	Cal Amborn	RHP	6-4	210	R/R	RS-Jr.	Larkspur, Calif./Archie Williams HS
28	Jake Andreas	RHP	6-3	205	R/R	Fr.	Saint George, Utah/Dixie HS
29	Wyatt Davis	OF	6-2	205	L/R	Jr.	Petaluma, Calif./College of Marin
31	Jackson Thielen	LHP	6-2	190	L/L	Gr.	Eden Prairie, Minn./Gustavus Adolphus
32	Trevor Busby	INF/RHP	6-2	215	L/R	Fr.	Yucaipa, Calif./Yucaipa HS
33	Jake Hiromoto	INF	6-2	200	R/R	Fr.	Honolulu, Hawaii/Punahou HS
34	Alex Gomez	RHP	6-2	220	R/R	Jr.	San Leandro, Calif./Laney
35	Kai Yovanovich	RHP	6-3	215	R/R	Gr.	Richmond, Calif./Laney
36	Chris Byhre	RHP	6-0	205	R/R	Gr.	Waukesha, Wis./Omaha/Madison/Eastern Ky.
37	Brady Luyben	C	5-10	195	R/R	Fr.	Murrieta, Calif./Vista Murrieta HS
38	Gino Rossi	RHP	6-3	205	R/R	Fr.	Pinole, Calif./College of San Mateo
39	Alan Gonzalez	RHP	6-2	210	R/R	Fr.	Salinas, Calif./Palma HS
40	Gabriel Barrett	RHP	6-0	210	R/R	Sr.	Mountain View, Calif./Mountain View HS
48	Jackson Nystrom	OF	5-11	195	R/R	RS-So.	Livermore, Calif./Ohlone
50	Trevor Harmon	INF	6-2	205	R/R	Jr.	Pleasanton, Calif./Foothill HS
52	Wesley Harwell	RHP	6-3	195	R/R	So.	Mountain View, Calif./Mountain View HS
83	Zack Ramppen	C	5-9	200	R/R	Sr.	New Canaan, Conn./West Virginia

ALPHABETICAL

No.	Name	Pos.
27	Cal Amborn	RHP
28	Jake Andreas	RHP
18	Nick Bacura	RHP
40	Gabriel Barrett	RHP
4	Matteo Bellissimo	INF
25	Brendan Burke	C
32	Trevor Busby	INF/RHP
36	Chris Byhre	RHP
23	AC Cabrera	RHP
29	Wyatt Davis	OF
5	Eddison Esquivel	OF/DH
26	Jayden Garrison	OF
34	Alex Gomez	RHP
17	Thomas Gonzales	RHP
39	Alan Gonzalez	RHP
50	Trevor Harmon	INF
11	Tyler Harries	INF
52	Wesley Harwell	RHP
33	Jake Hiromoto	INF
13	Hunter Holzemer	LHP
24	Garrett Johnston	RHP
2	Myles Kallinger	OF
1	Isaiah Landry	OF
6	Jared Lewis	INF
7	Jordan Lewis	OF
20	Gauge Lockhart	RHP
37	Brady Luyben	C
3	Zach Nagy	INF
8	Magnus Nelson	RHP
48	Jackson Nystrom	OF
9	Quentin Pohorski	RHP
83	Zack Ramppen	C
12	TJ Rogers	INF
38	Gino Rossi	RHP
31	Jackson Thielen	LHP
16	Adrian Valdez	RHP
21	Tino Vasell	INF
22	Nick Walsh	INF
14	Braden Wellen	RHP
15	Paul Wheeler	LHP
35	Kai Yovanovich	RHP

COACHING STAFF:

Head Coach: Rob DiToma (Fourth Season, Mercy '05)  
 Assistant Coaches: Erik Suplee (Fourth Season), Jon Garvey (Second Season), Cameron Rowland (First Season)  
 Director of Pitching Development and Analytics: Eric Ma (Second Season)  
 Director of Recruiting: Tyler McPherson (First Season)  
 Director of Operations: Matt Woods (Second Season)

PRONUNCIATION GUIDE

PLAYERS

2.	Myles Kallinger	.....	Miles Cal-en-jer
4.	Matteo Bellissimo	.....	Mah-tay-oh Belliss-ee-moh
9.	Quentin Pohorski	.....	Puh-hor-skee
11.	Tyler Harries	.....	Hair-eez
13.	Hunter Holzemer	.....	Holez-mur
14.	Braden Wellen	.....	BRAY-den Well-en
18.	Nick Bacura	.....	BAH-kerr-AH
20.	Gauge Lockhart	.....	Gage
21.	Tino Vasell	.....	Vah-sell
28.	Jake Andreas	.....	An-DREE-ahs
31.	Jackson Thielen	.....	THEE-len
32.	Trevor Busby	.....	Buzz-BEE
33.	Jake Hiromoto	.....	Hear-ah-MOH-toe
35.	Kai Yovanovich	.....	Yo-von-oh-vitch
36.	Chris Byhre	.....	Bye-REE
37.	Brady Luyben	.....	LIE-ben
38.	Gino Rossi	.....	GEE-no ROSS-ee
48.	Jackson Nystrom	.....	Nigh-strum
52.	Wesley Harwell	.....	Wes-lee Har-well
83.	Zack Ramppen	.....	Ramp-en



Audible pronunciations are available at [usfdons.com/sports/baseball/roster](https://usfdons.com/sports/baseball/roster) or by scanning the QR code.

COACHES/STAFF

Rob DiToma	.....	Deh-TOE-mah
Jon Garvey	.....	Garr-VEE
Erik Suplee	.....	Soo-PLIE

BY STATE

<b>ARIZONA</b>	
Brendan Burke	..... Phoenix
Jayden Garrison	..... Phoenix
<b>CALIFORNIA</b>	
Cal Amborn	..... Larkspur
Nick Bacura	..... Manhattan Beach
Gabriel Barrett	..... Mountain View
Matteo Bellissimo	..... Mill Valley
Trevor Busby	..... Yucaipa
AC Cabrera	..... Morgan Hill
Wyatt Davis	..... Petaluma
Alex Gomez	..... San Leandro
Thomas Gonzales	..... Laguna Beach
Alan Gonzalez	..... Salinas
Trevor Harmon	..... Pleasanton
Wesley Harwell	..... Mountain View
Garrett Johnston	..... Trabuco Canyon
Myles Kallinger	..... Agoura Hills
Isaiah Landry	..... Richmond
Jared Lewis	..... Roseville
Jordan Lewis	..... Roseville
Brady Luyben	..... Murrieta
Zach Nagy	..... Simi Valley
Jackson Nystrom	..... Livermore
Quentin Pohorski	..... San Jose
Gino Rossi	..... Pinole
Adrian Valdez	..... Newark
Tino Vasell	..... Pleasant Hill
Nick Walsh	..... Pleasanton
<b>CONNECTICUT</b>	
Zack Ramppen	..... New Canaan
<b>NEVADA</b>	
TJ Rogers	..... Sparks
<b>TEXAS</b>	
Magnus Nelson	..... Austin
<b>HAWAII</b>	
Jake Hiromoto	..... Honolulu
<b>MINNESOTA</b>	
Jackson Thielen	..... Eden Prairie
<b>WASHINGTON</b>	
Tyler Harries	..... Federal Way
<b>WISCONSIN</b>	
Chris Byhre	..... Waukesha
<b>UTAH</b>	
Jake Andreas	..... Saint George

BY CLASSIFICATION

<b>GRADUATE STUDENTS (7)</b>	
Nick Bacura	.....RHP
Chris Byhre	.....RHP
Quentin Pohorski	.....RHP
TJ Rogers	.....INF
Gauge Lockhart	.....RHP
Jackson Thielen	.....LHP
Kai Yovanovich	.....RHP
<b>SENIORS (8)</b>	
Matteo Bellissimo	.....INF
Jordan Lewis	.....OF
Tyler Harries	.....INF
Hunter Holzemer	.....LHP
Nick Walsh	.....INF
AC Cabrera	.....RHP
Gabriel Barrett	.....RHP
Zack Ramppen	.....C
<b>SOPHOMORES (5)</b>	
Eddison Esquivel	.....DH/OF
Paul Wheeler	.....LHP
Brendan Burke	.....C
Wesley Harwell	.....RHP
Jackson Nystrom	.....OF
<b>FRESHMAN (9)</b>	
Zach Nagy	.....INF
Thomas Gonzales	.....RHP
Tino Vasell	.....INF
Jayden Garrison	.....OF
Jake Andreas	.....RHP
Trevor Busby	.....INF/RHP
Jake Hiromoto	.....INF
Brady Luyben	.....INF
Alan Gonzalez	.....RHP
<b>JUNIORS (12)</b>	
Isaiah Landry	.....OF
Myles Kallinger	.....OF
Jared Lewis	.....INF
Magnus Nelson	.....RHP
Braden Wellen	.....RHP
Adrian Valdez	.....RHP
Garrett Johnston	.....RHP
<b>SOBOMORES (5)</b>	
Wyatt Davis	.....OF
Alex Gomez	.....RHP
Gino Rossi	.....RHP
Trevor Harmon	.....INF
Cal Amborn	.....RHP



# ROB DITOMA

HEAD COACH | FOURTH SEASON AT SAN FRANCISCO | SEVENTH OVERALL

## CAREER HIGHLIGHTS AT SAN FRANCISCO:

Rob DiToma was named the fifth head coach of the University of San Francisco baseball program on June 15, 2022, after spending the previous three seasons at FDU, where he was head coach of the Knights since June 2019.

San Francisco finished the 2025 season with a 26-30 record and posted nine conference victories as DiToma led the program to its first West Coast Conference Tournament appearance since 2022.

The Dons earned their most series wins in the DiToma era, recording seven throughout the campaign, with four coming during conference play. Earned series wins over Santa Clara, Saint Mary's, Pepperdine, and Portland. The victory over Portland helped solidify the program's spot in the conference tournament in Las Vegas, Nev.

Five players earned All-WCC recognition: Patrick Keighran (All-WCC First Team), TJ Rogers (All-WCC Second Team), Eddison Esquivel (All-WCC Honorable Mention + All-Freshman Team), Aidan Risse (All-WCC Honorable Mention), and Lance Santerre (All-WCC Honorable Mention). Esquivel was also named to the 2025 ABCA/Rawlings All-West Region Second Team and earned WCC Freshman of the Week a league-leading three times.

The Dons also posted a new single-season home run record, recording 66 in 56 games. Keighran and Esquivel led the team with 12 apiece, while 16 of the 19 players to have a plate appearance totaled at least one long ball.

Overall, the offense ranked fifth in the WCC in batting average (.266), hits (490), and doubles (95), third in triples (11) and home runs (66), fourth in RBI (318) and slugging percentage (.437), and walks (223).

The 2024 season saw growth in the program, as the team posted 21 wins, highlighted by victories over Creighton, Minnesota, and San Jose State.

The Dons' pitching staff highlighted the season as the team ranked third in the West Coast Conference with a 4.75 earned-run average. Joe Soberon led the team and ranked second in the WCC in ERA (3.20), sixth in opposing batting average (.233), fifth in innings pitched (78.2) and eighth in strikeouts (67). Gabriel Barrett posted a team-leading nine saves, second most in the league.

Two players earned conference honors with Soberon earning All-WCC Second Team recognition and Myles Kallinger was named to the All-Freshman Team.

In year one leading the Dons, DiToma guided USF to 18 wins and a 14-12 record at home at Benedetti Diamond. The mark included three wins on opening weekend against Pac-12 opponent Utah as well as a home sweep of Villanova. Additionally, the Dons also tallied a huge road victory over then-ranked No. 20 Washington State in Pullman on March 15, 2023.

Overall, San Francisco led the West Coast Conference in stolen bases (74) for the third straight season as DiToma continued the trend of utilizing the base paths as a staple of the team's offense.

Notably, Harris Williams III led the conference in stolen bases with 22 on the year.

Under DiToma's leadership, Mario DeMera was named All-WCC First Team, Williams III was named to the All-WCC Second Team, and right-handed pitcher Gabriel Barrett was named to the All-WCC Freshman Team.

## OTHER CAREER NOTABLES:

Before his time at FDU, DiToma spent six years at Fordham University, where he served as the associate head coach for his last two seasons with the Rams. In 2019, DiToma helped guide Fordham to an Atlantic 10 Championship and back to the NCAA Tournament for the first time since 1998.

Overall, DiToma's offensive philosophies on the base paths proved to be top-notch, as the Rams led the nation in stolen bases for two straight seasons. In addition to his role as associate head coach, DiToma was a successful recruiting coordinator for the Rams.

DiToma's efforts landed perennial award-winning talent, including 2018 A-10 Rookie of the Year Jake MacKenzie.

DiToma also spent four years at Iona College before his first head coaching opportunity at FDU, where he served as the team's hitting instructor and recruiting coordinator. In four seasons with the Gaels, DiToma guided Iona's offense to some of its most productive seasons in the last decade.

In 2010, the Gaels posted their highest batting average and slugging percentage while also scoring the most runs in their previous 10 seasons. Notably, four of his hitters from that team received All-MAAC honors, including three first-team honorees.

Before his four-year stint at Iona, DiToma coached for one season each at both Siena and Temple.

## PERSONAL HIGHLIGHTS:

DiToma's playing career included four years at Mercy College, where he was the starting second baseman and was elected team captain during his senior year. As a junior, he batted .309 and was named an All-NYCAC selection.

## OTHER NOTABLES:

DiToma graduated from Mercy College in 2005 and went on to earn a master's degree in physical education from Manhattanville College in 2007, where he helped guide his team to the 2007 Skyline Conference Championship.

## DITOMA COACHING FILES:

### Coaching Career:

San Francisco: Head Coach (2022-Pres.)  
 Fairleigh Dickinson: Head Coach (2020-22)  
 Fordham: Assistant Coach (2014-19)  
 Iona: Assistant Coach (2010-13)  
 Siena: Assistant Coach (2009)  
 Temple: Assistant Coach (2008)  
 Manhattanville: Assistant Coach (2006-07)

## YEARLY OVERALL RECORDS:


Year	School	Record
2020	FDU	4-9 (.308)
2021	FDU	9-28 (.243)
2022	FDU	24-30 (.444)
2023	San Francisco	18-29 (.383)
2024	San Francisco	21-34 (.382)
2025	San Francisco	26-30 (.464)
2026	San Francisco	16-13 (.552)
		118-173 (.405)

School	W	L	Pct.
Fairleigh Dickinson	37	67	.356
San Francisco	81	106	.433
Overall	118	173	.405

## RECORD VS. 2026 OPPONENTS:

Opponent	W	L	Pct.
Western Illinois	3	0	1.000
UC Davis	4	2	.667
San Jose State	7	5	.583
California Baptist	1	4	.200
UMass Lowell	2	2	.500
UC Riverside	2	2	.500
Sacramento State	2	4	.333
Santa Clara	5	7	.417
Nevada	3	6	.333
Seattle U	4	0	1.000
LMU	3	9	.250
California	1	3	.250
San Diego	0	9	.000
Portland	3	6	.333
Pacific	5	4	.556
Pepperdine	4	5	.444
Stanford	0	0	.000
Gonzaga	0	9	.000
Saint Mary's	4	6	.400
Overall	53	83	.389





# 39 ALAN GONZALEZ (0-0, 4.22 ERA)

FRESHMAN | RIGHT-HANDED PITCHER | SALINAS, CALIF. | PALMA HS

**2026 (FRESHMAN):** Has appeared in 10 games out of the bullpen, pitching 10.2 innings ... Has pitched 7.2 scoreless innings while compiling nine strikeouts ... Pitched a season-high 2.0 innings and allowed one run on one hit, and struck out two batters against Seattle U (Mar. 28) ... Earned his first-career start on the mound against California (Apr. 6).

**HIGH SCHOOL:** Played two years of varsity baseball at Palma High School in Salinas, Calif. ... Totaled an 8-2 overall record on the mound, and a 2.28 earned-run average in 22 appearances ... In his senior season in 2025, he compiled a career-best 1.86 earned-run average in 52.2 innings pitched, 77 strikeouts, and held opponents to an impressive .205 batting average ... At the plate in 2025, he batted .463, with 38 hits in 82 at-bats, eight doubles, 10 home runs, and recorded a .951 slugging percentage ... Was named to the California All-State Second Team and earned League MVP honors.

SEASON HIGHS		
Innings Pitched	2.0	vs. Seattle U (3/28/26)
Hits	3	vs. UMass Lowell (3/8/26)
Runs	3	at LMU (4/2/26)
Earned Runs	3	at LMU (4/2/26)
Walks	1 (4x)	Last: at LMU (4/2/26)
Strikeouts	2 (3x)	Last: vs. Seattle U (3/28/26)
Home Runs	1	at LMU (4/2/26)

SEASON LOWS		
Innings Pitched	0.0	at LMU (4/2/26)
Hits	0 (4x)	Last: at Nevada (3/24/26)
Runs	0 (6x)	Last: at Nevada (3/24/26)
Earned Runs	0 (7x)	Last: at Nevada (3/24/26)
Walks	0 (6x)	Last: vs. Seattle U (3/28/26)
Strikeouts	0 (4x)	Last: at LMU (4/2/26)
Home Runs	0 (9x)	Last: vs. Seattle U (3/28/26)

SEASON PITCHING STATISTICS

Date	Opponent	W/L	IP	H	R	ER	BB	SO	2B	3B	HR	WP	BK	HBP	BF	NP	SCORE	W	L	SV	G-ERA	S-ERA
2/14	Western Illinois	W	1.0	0	0	0	0	0	0	0	0	0	0	0	3	--	10-6	0	0	0	0.00	0.00
2/18	UC Davis	L	1.0	1	0	0	0	2	1	0	0	0	0	0	4	--	1-2	0	0	0	0.00	0.00
2/22	San Jose State	W	1.1	0	1	0	1	2	0	0	0	0	0	0	5	--	9-3	0	0	0	0.00	0.00
3/1	California Baptist	L	1.0	0	0	0	0	1	0	0	0	0	0	0	3	--	1-2	0	0	0	0.00	0.00
3/8	UMass Lowell	L	1.0	3	0	0	1	1	2	0	0	0	0	0	7	--	4-6	0	0	0	0.00	0.00
3/14	at UC Riverside	W	1.0	2	1	1	0	0	0	0	0	0	0	1	6	--	6-4	0	0	0	9.00	1.42
3/17	Sacramento State	L	1.1	2	0	0	0	1	1	0	0	0	0	0	6	--	3-8	0	0	0	0.00	1.17
3/24	at Nevada	L	1.0	0	0	0	1	0	0	0	0	0	0	0	3	--	9-14	0	0	0	0.00	1.04
3/28	Seattle U	W	2.0	1	1	1	0	2	0	0	0	0	0	1	9	--	6-5	0	0	0	4.50	1.69
4/2	at LMU (CA)	L	0.0	2	3	3	1	0	1	0	1	0	0	0	3	--	10-12	0	0	0	99.00	4.22
4/6	California	--	--	--	--	--	--	--	--	--	--	--	--	--	--	--	--	--	--	--	--	--
<b>Totals</b>		<b>W/L</b>	<b>IP</b>	<b>H</b>	<b>R</b>	<b>ER</b>	<b>BB</b>	<b>SO</b>	<b>2B</b>	<b>3B</b>	<b>HR</b>	<b>WP</b>	<b>BK</b>	<b>HBP</b>	<b>BF</b>	<b>NP</b>	<b>SCORE</b>	<b>W</b>	<b>L</b>	<b>SV</b>	<b>G-ERA</b>	<b>S-ERA</b>
		--	10.2	11	6	5	4	9	5	0	1	0	0	2	49	--	59-62	0	0	0	--	4.22

CAREER YEAR-BY-YEAR PITCHING STATISTICS

Year	ERA	W	L	APP	GS	CG	SHO	SV	IP	H	R	ER	BB	SO	2B	3B	HR	BF	BAVG	WP	HBP	BK	SFA	SHA
2026	4.22	0	0	10	0	0	0	0	10.2	11	6	5	4	9	5	0	1	49	.268	0	2	0	0	2
<b>Totals</b>	<b>ERA</b>	<b>W</b>	<b>L</b>	<b>APP</b>	<b>GS</b>	<b>CG</b>	<b>SHO</b>	<b>SV</b>	<b>IP</b>	<b>H</b>	<b>R</b>	<b>ER</b>	<b>BB</b>	<b>SO</b>	<b>2B</b>	<b>3B</b>	<b>HR</b>	<b>BF</b>	<b>BAVG</b>	<b>WP</b>	<b>HBP</b>	<b>BK</b>	<b>SFA</b>	<b>SHA</b>
1 Yr.*	4.22	0	0	10	0	0	0	0	10.2	11	6	5	4	9	5	0	1	49	.268	0	2	0	0	2

\* San Francisco career statistics only

# #1 ISIAH LANDRY

Junior | OF | Richmond, Calif. | Alabama State

AVG	OPS	GP-GS	AB	R	H	2B	3B	HR	RBI	TB	SLG%	BB	HBP	SO	GDP	OB%	SF	SH	SB-ATT
.232	.728	16-15	56	7	13	5	1	1	8	23	.411	3	4	16	1	.317	0	0	1-1

LAST SERIES AT LMU: 1-10, R, 2B, 3 K

LAST THREE GAMES:	POS.	AB	R	H	RBI	BB	SO
3/29/26 vs. Seattle U	LF	4	2	2	1	0	2
4/2/26 at LMU	LF	5	0	0	0	0	3
4/4/26 at LMU	LF	5	1	1	0	0	0

**2026 HIGHLIGHTS:** Recorded a hit, one RBI, and a walk in one appearance in left field against Western Illinois (Feb. 14) ... Registered one double and two RBI in two games against San Jose State (Feb. 21-22).

# #2 MYLES KALLINGER

Junior | OF | Agoura Hills, Calif. | Agoura High School

AVG	OPS	GP-GS	AB	R	H	2B	3B	HR	RBI	TB	SLG%	BB	HBP	SO	GDP	OB%	SF	SH	SB-ATT
.367	1.062	15-8	30	8	11	3	1	1	8	19	.633	4	0	7	0	.429	1	1	4-5

LAST SERIES AT LMU: 3-3, 2 R, 3B, 2 BB

LAST THREE GAMES:	POS.	AB	R	H	RBI	BB	SO
3/24/26 at Nevada	PR/RF	1	1	1	1	0	0
3/28/26 vs. Seattle U	PR/DH	0	1	0	0	1	0
4/3/26 at LMU	LF	3	2	3	0	2	0

**2026 HIGHLIGHTS:** Stole a career-best two bases and scored a run against Western Illinois (Feb. 14) ... Recorded his second-career grand slam while totaling five RBI in the win over UC Riverside (Mar. 14) ... Matched a career-high in hits with three at LMU (Apr. 3).

# #3 ZACH NAGY

Freshman | INF | Simi Valley, Calif. | Royal High School

AVG	OPS	GP-GS	AB	R	H	2B	3B	HR	RBI	TB	SLG%	BB	HBP	SO	GDP	OB%	SF	SH	SB-ATT
.184	.431	15-9	38	4	7	1	0	0	5	8	.211	2	0	8	2	.220	1	1	1-2

LAST SERIES AT LMU: 1-7, 2 RBI, 2 K

LAST THREE GAMES:	POS.	AB	R	H	RBI	BB	SO
4/2/26 at LMU	SS	3	0	0	1	0	1
4/3/26 at LMU	PH/2B	1	0	1	0	0	0
4/4/26 at LMU	2B	2	0	0	0	0	0

**2026 HIGHLIGHTS:** Recorded his first-career base hit against Western Illinois (Feb. 14).

# #4 MATTEO BELLISIMO

Senior | INF | Mill Valley, Calif. | College of Marin

AVG	OPS	GP-GS	AB	R	H	2B	3B	HR	RBI	TB	SLG%	BB	HBP	SO	GDP	OB%	SF	SH	SB-ATT
.200	.517	9-2	15	1	3	1	0	0	3	4	.267	1	0	5	0	.250	0	0	0-0

LAST SERIES VS. SU: 0-1, K

LAST THREE GAMES:	POS.	AB	R	H	RBI	BB	SO
3/22/26 vs. Santa Clara	DH	4	1	1	2	0	1
3/24/26 at Nevada	DH	5	0	1	1	0	2
3/28/26 vs. Seattle U	PH	1	0	0	0	0	1

**2026 HIGHLIGHTS:** Recorded a hit, one RBI, and a walk in one appearance in left field against Western Illinois (Feb. 14) ... Recorded his first hit of the season against California Baptist (Mar. 1).

## #5 EDDISON ESQUIVEL

Sophomore | OF/DH | Englewood, Colo. | Cherry Creek High School

AVG	OPS	GP-GS	AB	R	H	2B	3B	HR	RBI	TB	SLG%	BB	HBP	SO	GDP	OB%	SF	SH	SB-ATT
.293	.768	29-29	116	14	34	8	0	0	12	42	.362	16	6	30	1	.406	0	0	3-3

LAST SERIES AT LMU: 5-14, 2 R, 2B, 3 BB, 4 K

LAST THREE GAMES:	POS.	AB	R	H	RBI	BB	SO
4/2/26 at LMU	RF	4	2	2	0	2	0
4/3/26 at LMU	RF	5	0	2	0	1	0
4/4/26 at LMU	RF	5	0	1	0	0	4

**2026 HIGHLIGHTS:** Recorded a multi-hit game, going two-for-four in the season opener against Western Illinois (Feb. 13) ... Went two-for-four at the plate with two RBI, and a walk against San Jose State (Feb. 22) ... Totaled 10 hits in 16 at-bats (.625) and scored four runs in the four-game series against UMass Lowell (Mar. 6-9).

## #6 JARED LEWIS

Junior | INF | Pleasanton, Calif. | Santa Clara/San Jose State

AVG	OPS	GP-GS	AB	R	H	2B	3B	HR	RBI	TB	SLG%	BB	HBP	SO	GDP	OB%	SF	SH	SB-ATT
.222	.634	20-17	54	6	12	1	0	1	11	16	.296	9	1	20	0	.338	1	3	0-0

LAST SERIES AT LMU: 2-6, R, HR, 2 RBI, BB, 2 K

LAST THREE GAMES:	POS.	AB	R	H	RBI	BB	SO
3/28/26 vs. Seattle U	2B	4	0	0	1	0	2
4/2/26 at LMU	2B	3	0	0	0	0	1
4/3/26 at LMU	2B	3	1	2	2	1	1

**2026 HIGHLIGHTS:** Batted .400 (two-for-five) and recorded three walks against Western Illinois (Feb. 13-14) ... Went two-for-four at the plate with two RBI and two runs scored against Seattle U (Mar. 27).

## #7 JORDAN LEWIS

Senior | OF | Roseville, Calif. | Santa Clara

AVG	OPS	GP-GS	AB	R	H	2B	3B	HR	RBI	TB	SLG%	BB	HBP	SO	GDP	OB%	SF	SH	SB-ATT
.179	.460	12-7	28	3	5	0	0	0	2	5	.179	4	0	12	1	.281	0	1	1-1

LAST SERIES VS. UML: 1-8, RBI, BB, 5 K

LAST THREE GAMES:	POS.	AB	R	H	RBI	BB	SO
3/9/2026 vs. UMass Lowell	RF	4	0	0	1	0	3
3/17/26 vs. Sacramento State	RF	1	0	0	0	0	0
3/24/26 at Nevada	LF	5	1	2	1	0	2

**2026 HIGHLIGHTS:** Went two-for-three, with a run, and a walk against Western Illinois (Feb. 13-14).

## #11 TYLER HARRIES

Senior | INF | Federal Way, Wash. | Centralia College

AVG	OPS	GP-GS	AB	R	H	2B	3B	HR	RBI	TB	SLG%	BB	HBP	SO	GDP	OB%	SF	SH	SB-ATT
.234	.696	17-17	64	9	15	2	0	1	11	20	.313	12	4	13	0	.383	1	0	0-0

LAST SERIES AT LMU: 2-11, 4 R, RBI, 5 BB, HBP, 3 K

LAST THREE GAMES:	POS.	AB	R	H	RBI	BB	SO
4/2/26 at LMU	3B	2	2	0	0	3	1
4/3/26 at LMU	3B	4	1	1	0	2	0
4/4/26 at LMU	3B	5	1	1	1	0	2

**2026 HIGHLIGHTS:** Recorded an RBI double in his lone plate appearance against Western Illinois (Feb. 14) ... Hit his first home run of the season, a solo shot over the left-field wall, against Seattle U (Mar. 28).

## #12 TJ ROGERS

Graduate Student | INF | Sparks, Nev. | Austin Peay

AVG	OPS	GP-GS	AB	R	H	2B	3B	HR	RBI	TB	SLG%	BB	HBP	SO	GDP	OB%	SF	SH	SB-ATT
.302	1.067	28-28	106	24	32	8	0	9	16	67	.632	20	5	38	1	.435	0	0	6-6

LAST SERIES AT LMU: 4-14, 3 R, 2 HR, 3 RBI, 2 BB, 5 K

LAST THREE GAMES:	POS.	AB	R	H	RBI	BB	SO
4/2/26 at LMU	SS	5	1	1	1	0	3
4/3/26 at LMU	SS	6	0	2	1	0	2
4/4/26 at LMU	SS	3	2	1	1	2	0

**2026 HIGHLIGHTS:** Recorded two doubles and two walks against Western Illinois (Feb. 14) ... Hit two home runs and recorded three RBI against San Jose State (Feb. 20-22) ... Matched a career-high in home runs with two against Santa Clara (Mar. 21) ... Went a perfect three-for-three, with a double and a home run, and reached base safely in all five plate appearances against Seattle U (Mar. 29).

## #21 TINO VASELL

Freshman | INF | Pleasant Hill, Calif. | College Park High School

AVG	OPS	GP-GS	AB	R	H	2B	3B	HR	RBI	TB	SLG%	BB	HBP	SO	GDP	OB%	SF	SH	SB-ATT
.239	.665	17-15	46	7	11	0	0	0	2	11	.239	13	2	17	2	.426	0	2	3-4

LAST SERIES VS. SU: 0-2, K

LAST THREE GAMES:	POS.	AB	R	H	RBI	BB	SO
3/17/26 vs. Sacramento State	2B	3	0	1	0	1	2
3/20/26 vs. Santa Clara	2B	2	0	0	0	0	0
3/29/26 vs. Seattle U	2B	2	0	0	0	0	1

**2026 HIGHLIGHTS:** Recorded two hits and stole two bases in two games against Western Illinois (Feb. 13-14) ... Recorded a season-high four walks in the series finale at UC Riverside (Mar. 15).

## #22 NICK WALSH

Senior | INF | Pleasanton, Calif. | Chabot College

AVG	OPS	GP-GS	AB	R	H	2B	3B	HR	RBI	TB	SLG%	BB	HBP	SO	GDP	OB%	SF	SH	SB-ATT
.143	.393	8-1	7	2	1	0	0	0	0	1	.143	0	1	2	0	.250	0	0	0-0

LAST SERIES AT UCR: 0-0, R

LAST THREE GAMES:	POS.	AB	R	H	RBI	BB	SO
3/9/26 vs. UMass Lowell	PR/DH	1	1	0	0	0	0
3/15/26 AT UC Riverside	PR	0	1	0	0	0	0
3/24/26 at Nevada	3B	4	0	0	0	0	1

**2026 HIGHLIGHTS:** Recorded his first hit of the season against California Baptist (Feb. 26).

## #25 BRENDAN BURKE

Sophomore | C | Phoenix, Ariz. | Desert Vista High School

AVG	OPS	GP-GS	AB	R	H	2B	3B	HR	RBI	TB	SLG%	BB	HBP	SO	GDP	OB%	SF	SH	SB-ATT
.247	.677	24-21	81	6	20	3	0	2	11	29	.358	7	2	36	2	.319	1	0	0-0

LAST SERIES AT LMU: 1-6, R, 2B, 2 BB, 4 K

LAST THREE GAMES:	POS.	AB	R	H	RBI	BB	SO
3/29/26 vs. Seattle U	C	4	0	0	1	0	1
4/3/26 at LMU	C	4	0	0	0	1	3
4/4/26 at LMU	C	2	1	1	0	1	1

**2026 HIGHLIGHTS:** Appeared in all three games at first base and catcher and posted a .273 batting average with a double against Western Illinois (Feb. 13-14) ... Matched a career-high in hits with four and recorded two RBI in the extra-inning victory at San Jose State (Feb. 20) ... Hit his first home run of the season against California Baptist (Mar. 1).

## #26 JAYDEN GARRISON

Freshman | OF | Phoenix, Ariz. | Desert Vista High School

AVG	OPS	GP-GS	AB	R	H	2B	3B	HR	RBI	TB	SLG%	BB	HBP	SO	GDP	OB%	SF	SH	SB-ATT
.211	.718	26-26	95	17	20	7	0	3	12	36	.379	16	3	36	1	.339	1	1	3-3

LAST SERIES AT LMU: 3-13, R, 2 2B, HR, 5 RBI, 2 BB, 6 K

LAST THREE GAMES:	POS.	AB	R	H	RBI	BB	SO
4/2/26 at LMU	CF	4	1	3	3	1	1
4/3/26 at LMU	CF	6	0	0	1	0	4
4/4/26 at LMU	CF	3	0	0	1	1	1

**2026 HIGHLIGHTS:** Batted leadoff in all three games and recorded his first-career hit in the season opener against Western Illinois (Feb. 13) ... Recorded his first-career home run in the series finale against San Jose State (Feb. 22) ... Hit his first-career walk-off home run in a 6-5 10-inning victory over Seattle U (Mar. 28).

## #29 WYATT DAVIS

Junior | OF | Petaluma, Calif. | College of Marin

AVG	OPS	GP-GS	AB	R	H	2B	3B	HR	RBI	TB	SLG%	BB	HBP	SO	GDP	OB%	SF	SH	SB-ATT
.196	.548	18-14	51	7	10	2	0	1	12	15	.294	5	0	17	0	.254	3	0	1-1

LAST SERIES AT LMU: 0-1

LAST THREE GAMES:	POS.	AB	R	H	RBI	BB	SO
3/21/26 vs. Santa Clara	PH	1	0	0	0	0	0
3/27/26 vs. Seattle U	DH	4	0	0	1	0	1
4/2/26 at LMU	PH	1	0	0	0	0	0

**2026 HIGHLIGHTS:** Recorded his first Division I home run and accumulated five RBI in the three-game series against Western Illinois (Feb. 13-14).

## #32 TREVOR BUSBY

Freshman | INF/RHP | Yucaipa, Calif. | Yucaipa High School

AVG	OPS	GP-GS	AB	R	H	2B	3B	HR	RBI	TB	SLG%	BB	HBP	SO	GDP	OB%	SF	SH	SB-ATT
.400	1.200	2-1	5	1	2	2	0	0	1	4	.800	0	0	1	0	.400	0	0	0-0

LAST SERIES VS. UML: 1-1, 2B, RBI

LAST THREE GAMES:	POS.	AB	R	H	RBI	BB	SO
3/7/26 vs. UMass Lowell	PH/1B	1	0	1	1	0	0
3/17/26 vs. Sacramento State	P/DH	4	1	1	0	0	1
--	--	--	--	--	--	--	--

**2026 HIGHLIGHTS:** Recorded his first-career hit, an RBI double, against UMass Lowell (Mar. 7).

## #33 JAKE HIROMOTO

Freshman | INF | Honolulu, Hawaii | Punahou High School

AVG	OPS	GP-GS	AB	R	H	2B	3B	HR	RBI	TB	SLG%	BB	HBP	SO	GDP	OB%	SF	SH	SB-ATT
.000	.000	4-0	3	0	0	0	0	0	0	0	.000	0	0	3	0	.000	0	0	0-0

LAST SERIES AT UCR: 0-0

LAST THREE GAMES:	POS.	AB	R	H	RBI	BB	SO
3/15/26 at UC Riverside	DH	0	0	0	0	0	0
3/17/26 vs. Sacramento State	PH	1	0	0	0	0	1
3/24/26 at Nevada	PH/2B	1	0	0	0	0	1

**2026 HIGHLIGHTS:**

## #37 BRADY LUYBEN

Freshman | C | Murrieta, Calif. | Vista Murrieta High School

AVG	OPS	GP-GS	AB	R	H	2B	3B	HR	RBI	TB	SLG%	BB	HBP	SO	GDP	OB%	SF	SH	SB-ATT
1.000	3.000	2-0	1	1	1	1	0	0	0	2	2.000	0	0	0	0	1.000	0	0	0-0

LAST SERIES VS. UML: 1-1, R, 2B

LAST THREE GAMES:	POS.	AB	R	H	RBI	BB	SO
2/26/26 vs. California Baptist	C	0	0	0	0	0	0
3/7/26 vs. UMass Lowell	PH/C	1	1	1	0	0	0
--	--	--	--	--	--	--	--

2026 HIGHLIGHTS: Registered his first-career hit and run against UMass Lowell (Mar. 7).

## #48 JACKSON NYSTROM

Senior | OF | Livermore, Calif. | Ohlone College

AVG	OPS	GP-GS	AB	R	H	2B	3B	HR	RBI	TB	SLG%	BB	HBP	SO	GDP	OB%	SF	SH	SB-ATT
.354	1.004	18-14	48	9	17	2	0	2	15	25	.521	5	7	10	1	.483	0	0	0-0

LAST SERIES AT LMU: 6-13, 3 R, 4 RBI, 2 HBP, K

LAST THREE GAMES:	POS.	AB	R	H	RBI	BB	SO
4/2/26 at LMU	DH	4	1	2	3	0	0
4/3/26 at LMU	DH	4	1	0	0	0	1
4/4/26 at LMU	DH	5	1	4	1	0	0

2026 HIGHLIGHTS: Recorded his first-career home run, a three-run shot, in the win over Western Illinois (Feb. 14) ... Recorded a career-best four hits in five at-bats at LMU (Apr. 4).

## #50 TREVOR HARMON

Junior | INF/C | Pleasanton, Calif. | Foothill High School

AVG	OPS	GP-GS	AB	R	H	2B	3B	HR	RBI	TB	SLG%	BB	HBP	SO	GDP	OB%	SF	SH	SB-ATT
.328	.889	22-19	67	13	22	3	0	1	8	28	.418	13	5	15	2	.471	0	0	0-1

LAST SERIES AT LMU: 5-12, 3 R, HR, 3 RBI, 4 BB, 3 K

LAST THREE GAMES:	POS.	AB	R	H	RBI	BB	SO
4/2/26 at LMU	1B	4	1	2	1	1	0
4/3/26 at LMU	1B	5	1	2	1	1	2
4/4/26 at LMU	1B	3	1	1	1	2	1

2026 HIGHLIGHTS: Went a perfect three-for-three at the plate and recorded an RBI against San Jose State (Feb. 22).

## #83 ZACK RAMPEN

Senior | C | New Canaan, Conn. | West Virginia

AVG	OPS	GP-GS	AB	R	H	2B	3B	HR	RBI	TB	SLG%	BB	HBP	SO	GDP	OB%	SF	SH	SB-ATT
.258	.708	23-18	66	13	17	5	0	1	7	25	.379	4	3	16	3	.329	0	1	0-0

LAST SERIES AT LMU: 3-7, 2 R, 2 2B, 2 RBI

LAST THREE GAMES:	POS.	AB	R	H	RBI	BB	SO
3/27/26 vs. Seattle U	C	5	2	2	0	0	1
4/2/26 at LMU	C	5	2	2	2	0	0
4/4/26 at LMU	C	2	0	1	0	0	0

2026 HIGHLIGHTS: Recorded one hit in four at-bats in the season opener against Western Illinois (Feb. 13) ... Recorded his first home run of the season in the series finale against Santa Clara (Mar. 22).

## #8 MAGNUS NELSON

Junior | RHP | Austin, Texas | Westlake High School

ERA	WHIP	W-L	APP-GS	CG	SHO	SV	IP	H	R	ER	BB	SO	2B	3B	HR	AB	B/AVG	WP	HBP	BK	SFA	SHA
--	--	--	--	--	--	--	--	--	--	--	--	--	--	--	--	--	--	--	--	--	--	--

LAST WIN: -- | LAST SAVE: -- | LAST HR ALLOWED: --

LAST THREE GAMES:	DEC.	IP	H	R	ER	BB	SO
--	--	--	--	--	--	--	--
--	--	--	--	--	--	--	--
--	--	--	--	--	--	--	--

2026 HIGHLIGHTS:

## #9 QUENTIN POHORSKI

Graduate Student | RHP | San Jose, Calif. | West Valley College

ERA	WHIP	W-L	APP-GS	CG	SHO	SV	IP	H	R	ER	BB	SO	2B	3B	HR	AB	B/AVG	WP	HBP	BK	SFA	SHA
2.45	1.14	0-0	7-1	0	0-1	4	22.0	13	6	6	12	27	3	1	0	78	.167	2	1	0	0	2

LAST WIN: -- | LAST SAVE: at LMU (4/3/26) | LAST HR ALLOWED: --

LAST THREE GAMES:	DEC.	IP	H	R	ER	BB	SO
3/21/26 vs. Santa Clara	S, 3	3.0	2	1	1	2	1
3/29/26 vs. Seattle U	ND	3.0	5	2	2	2	5
4/3/26 at LMU	S, 4	2.0	0	0	0	1	4

2026 HIGHLIGHTS: Pitched 4.0 out of the bullpen with six strikeouts to record the save against Western Illinois (Feb. 13) ... Earned his first-career start and pitched 4.0 innings, allowing two runs on two hits and striking out four in a no decision against UMass Lowell (Mar. 8).

## #13 HUNTER HOLZEMER

Senior | LHP | Highlands Ranch, Colo. | Thunder Ridge High School

ERA	WHIP	W-L	APP-GS	CG	SHO	SV	IP	H	R	ER	BB	SO	2B	3B	HR	AB	B/AVG	WP	HBP	BK	SFA	SHA
1.10	1.35	4-0	13-0	0	0-0	0	16.1	16	4	2	6	10	4	0	0	62	.258	0	2	1	2	0

LAST WIN: at LMU (4/3/26) | LAST SAVE: -- | LAST HR ALLOWED: --

LAST THREE GAMES:	DEC.	IP	H	R	ER	BB	SO
3/29/26 vs. Seattle U	W, 3	1.0	2	0	0	0	1
4/3/26 at LMU	W, 4	1.2	1	0	0	1	0
4/4/26 at LMU	ND	1.0	1	0	0	0	0

2026 HIGHLIGHTS: Picked up the win with 0.2 innings out of the bullpen against San Jose State (Feb. 22).

## #14 BRADEN WELLEN

Junior | RHP | Aliso Viejo, Calif. | Golden West College

ERA	WHIP	W-L	APP-GS	CG	SHO	SV	IP	H	R	ER	BB	SO	2B	3B	HR	AB	B/AVG	WP	HBP	BK	SFA	SHA
12.86	2.43	0-0	7-0	0	0-0	0	7.0	9	10	10	8	7	2	0	2	29	.310	0	0	1	0	1

LAST WIN: -- | LAST SAVE: -- | LAST HR ALLOWED: vs. Sacramento State (3/17/26)

LAST THREE GAMES:	DEC.	IP	H	R	ER	BB	SO
3/13/26 at UC Riverside	ND	1.0	0	0	0	2	1
3/17/26 vs. Sacramento State	ND	0.2	3	4	4	2	0
3/24/26 at Nevada	ND	0.1	1	4	4	3	0

2026 HIGHLIGHTS: Pitched two innings, his longest outing of the season, and allowed one run on two hits and recorded three strikeouts against UMass Lowell (Mar. 7).

## #15 PAUL WHEELER

Sophomore | LHP | Los Altos, Calif. | UC Santa Barbara

ERA	WHIP	W-L	APP-GS	CG	SHO	SV	IP	H	R	ER	BB	SO	2B	3B	HR	AB	B/AVG	WP	HBP	BK	SFA	SHA
5.23	2.13	0-0	8-0	0	0-0	0	10.1	12	9	6	10	11	1	0	1	43	.279	0	1	0	0	0

**LAST WIN:** -- | **LAST SAVE:** -- | **LAST HR ALLOWED:** vs. California Baptist (2/26/26)

LAST THREE GAMES:	DEC.	IP	H	R	ER	BB	SO
3/24/26 at Nevada	ND	1.1	1	0	0	0	0
3/28/26 vs. Seattle U	ND	1.1	1	1	1	3	1
4/4/26 at LMU	ND	2.0	1	0	0	1	2

**2026 HIGHLIGHTS:**

## #16 ADRIAN VALDEZ

Junior | RHP | Newark, Calif. | West Valley College

ERA	WHIP	W-L	APP-GS	CG	SHO	SV	IP	H	R	ER	BB	SO	2B	3B	HR	AB	B/AVG	WP	HBP	BK	SFA	SHA
4.08	1.36	2-2	8-8	0	0-0	0	35.1	38	22	16	10	24	6	1	2	133	.286	1	3	0	4	1

**LAST WIN:** vs. Santa Clara (3/22/26) | **LAST SAVE:** -- | **LAST HR ALLOWED:** vs. Seattle U (3/29/26)

LAST THREE GAMES:	DEC.	IP	H	R	ER	BB	SO
3/22/26 vs. Santa Clara	W, 2	5.0	4	1	1	0	3
3/29/26 vs. Seattle U	ND	4.0	3	3	1	2	2
4/4/26 at LMU	ND	3.1	7	5	4	2	2

**2026 HIGHLIGHTS:** Earned the start and pitched 4.0 innings and struck out four batters against Western Illinois (Feb. 14). ... Posted his first Division I victory on the mound with a six-inning, two-strikeout performance against UMass Lowell (Mar. 9).

## #17 THOMAS GONZALES

Freshman | RHP | Laguna Beach, Calif. | Laguna Beach High School

ERA	WHIP	W-L	APP-GS	CG	SHO	SV	IP	H	R	ER	BB	SO	2B	3B	HR	AB	B/AVG	WP	HBP	BK	SFA	SHA
7.82	1.97	1-3	8-2	0	0-0	0	12.2	15	12	11	10	10	4	0	0	49	.306	0	2	1	0	0

**LAST WIN:** vs. Western Illinois (2/14/26) | **LAST SAVE:** -- | **LAST HR ALLOWED:** --

LAST THREE GAMES:	DEC.	IP	H	R	ER	BB	SO
3/15/26 at UC Riverside	L, 2	0.0	1	1	1	1	0
3/24/26 at Nevada	ND	2.0	2	1	1	1	0
4/4/26 at LMU	L, 3	0.2	3	4	4	1	1

**2026 HIGHLIGHTS:** Earned his first-career win on the mound in 2.0 innings out of the bullpen while recording four strikeouts in the win over Western Illinois (Feb. 14) ... Earned his first-career start against UC Davis (Feb. 18).

## #18 NICK BACURA

Graduate Student | RHP | Manhattan Beach, Calif. | Santa Clara/San Francisco St.

ERA	WHIP	W-L	APP-GS	CG	SHO	SV	IP	H	R	ER	BB	SO	2B	3B	HR	AB	B/AVG	WP	HBP	BK	SFA	SHA
1.88	1.33	1-1	12-0	0	0-0	6	14.1	10	3	3	9	13	2	0	1	51	.196	2	2	0	1	0

**LAST WIN:** vs. Seattle U (3/28/26) | **LAST SAVE:** vs. Santa Clara (3/22/26) | **LAST HR ALLOWED:** at LMU (4/2/26)

LAST THREE GAMES:	DEC.	IP	H	R	ER	BB	SO
3/22/26 vs. Santa Clara	S, 6	1.0	0	0	0	0	0
3/28/26 vs. Seattle U	W, 1	2.0	1	1	1	2	2
4/2/26 at LMU	L, 1	0.2	2	2	2	0	1

**2026 HIGHLIGHTS:** Pitched 1.0 inning and allowed one walk to earn his first save of the season against Western Illinois (Feb. 14) ... Earned the save in the 7-6 13-inning victory at San Jose State (Feb. 20) ... Posted his team-leading third save of the season against California Baptist (Feb. 28) ... Earned saves in back-to-back appearances during the three-game sweep of Santa Clara (Mar. 20-22) ... Recorded his first win of the season in a 6-5 extra-inning victory over Seattle U (Mar. 28).

## #20 GAUGE LOCKHART

Graduate Student | RHP | Delta, Colo. | Brown

ERA	WHIP	W-L	APP-GS	CG	SHO	SV	IP	H	R	ER	BB	SO	2B	3B	HR	AB	B/AVG	WP	HBP	BK	SFA	SHA
4.32	1.40	1-1	7-7	0	0-0	0	25.0	16	14	12	19	21	2	0	1	86	.186	2	5	1	2	0

**LAST WIN:** vs. Santa Clara (3/21/26) | **LAST SAVE:** -- | **LAST HR ALLOWED:** vs. Seattle U (3/28/26)

LAST THREE GAMES:	DEC.	IP	H	R	ER	BB	SO
3/21/26 vs. Santa Clara	W, 1	5.0	3	0	0	2	3
3/28/26 vs. Seattle U	ND	4.0	4	2	2	3	5
4/3/26 at LMU	ND	4.1	3	4	3	2	8

**2026 HIGHLIGHTS:** Earned the start and allowed three runs on two hits while striking out five batters in 3.2 innings against Western Illinois (Feb. 14) ... Earned his first win on the mound as a member of the green and gold, pitching 5.0 innings and allowing three hits and two walks against Santa Clara (Mar. 21) ... Matched a season-high with five strikeouts against Seattle U (Mar. 28) ... Recorded a career-best eight strikeouts at LMU (Apr. 3).

## #23 AC CABRERA

Senior | RHP | Morgan Hill, Calif. | Archbishop Mitty High School

ERA	WHIP	W-L	APP-GS	CG	SHO	SV	IP	H	R	ER	BB	SO	2B	3B	HR	AB	B/AVG	WP	HBP	BK	SFA	SHA
22.50	4.00	0-0	2-0	0	0-0	0	2.0	7	5	5	1	1	4	0	0	12	.583	4	2	0	0	0

**LAST WIN:** -- | **LAST SAVE:** -- | **LAST HR ALLOWED:** --

LAST THREE GAMES:	DEC.	IP	H	R	ER	BB	SO
2/26/26 vs. California Baptist	ND	1.0	4	3	3	1	0
3/7/26 vs. UMass Lowell	ND	1.0	3	2	2	0	1
--	--	--	--	--	--	--	--

**2026 HIGHLIGHTS:**

## #24 GARRETT JOHNSTON

Junior | RHP | Trabuco Canyon, Calif. | Orange Coast College

ERA	WHIP	W-L	APP-GS	CG	SHO	SV	IP	H	R	ER	BB	SO	2B	3B	HR	AB	B/AVG	WP	HBP	BK	SFA	SHA	
--	--	--	--	--	--	--	--	--	--	--	--	--	--	--	--	--	--	--	--	--	--	--	--

**LAST WIN:** -- | **LAST SAVE:** -- | **LAST HR ALLOWED:** --

LAST THREE GAMES:	DEC.	IP	H	R	ER	BB	SO
--	--	--	--	--	--	--	--
--	--	--	--	--	--	--	--
--	--	--	--	--	--	--	--

**2026 HIGHLIGHTS:** Will miss the entire season due to injury.

## #27 CAL AMBORN

Redshirt Junior | RHP | Larkspur, Calif. | Archie Williams High School

ERA	WHIP	W-L	APP-GS	CG	SHO	SV	IP	H	R	ER	BB	SO	2B	3B	HR	AB	B/AVG	WP	HBP	BK	SFA	SHA
6.91	1.40	0-1	9-0	0	0-0	0	14.1	16	12	11	4	6	1	0	4	53	.302	1	1	0	2	2

**LAST WIN:** -- | **LAST SAVE:** -- | **LAST HR ALLOWED:** vs. Santa Clara (3/22/26)

LAST THREE GAMES:	DEC.	IP	H	R	ER	BB	SO
3/24/26 at Nevada	L, 1	1.1	2	1	1	0	0
3/28/26 vs. Seattle U	ND	0.2	1	0	0	0	0
4/2/26 at LMU	ND	1.0	1	2	2	0	1

**2026 HIGHLIGHTS:** Pitched 1.0 inning and allowed one walk to earn his first save of the season against Western Illinois (Feb. 14) ... Earned the save in the 7-6 13-inning victory at San Jose State (Feb. 20).

## #28 JAKE ANDREAS

Freshman | RHP | Saint George, Utah | Dixie High School

ERA	WHIP	W-L	APP-GS	CG	SHO	SV	IP	H	R	ER	BB	SO	2B	3B	HR	AB	B/AVG	WP	HBP	BK	SFA	SHA
12.38	2.13	1-1	6-1	0	0-0	0	8.0	12	11	11	5	8	3	0	3	34	.353	0	2	0	0	0

**LAST WIN:** vs. WIU (2/13/26) | **LAST SAVE:** -- | **LAST HR ALLOWED:** vs. California Baptist (2/26/26)

LAST THREE GAMES:	DEC.	IP	H	R	ER	BB	SO
3/7/26 vs. UMass Lowell	ND	1.0	2	1	1	1	1
3/17/26 vs. Sacramento State	ND	1.1	0	0	0	0	2
3/24/26 at Nevada	ND	0.1	3	3	3	1	0

**2026 HIGHLIGHTS:** Earned his first-career victory in 2.1 innings out of the bullpen and recorded three strikeouts against Western Illinois (Feb. 14).

## #31 JACKSON THIELEN

Graduate Student | LHP | Eden Prairie, Minn. | Gustavus Adolphus

ERA	WHIP	W-L	APP-GS	CG	SHO	SV	IP	H	R	ER	BB	SO	2B	3B	HR	AB	B/AVG	WP	HBP	BK	SFA	SHA
--	--	--	--	--	--	--	--	--	--	--	--	--	--	--	--	--	--	--	--	--	--	--

**LAST WIN:** -- | **LAST SAVE:** -- | **LAST HR ALLOWED:** --

LAST THREE GAMES:	DEC.	IP	H	R	ER	BB	SO
--	--	--	--	--	--	--	--
--	--	--	--	--	--	--	--
--	--	--	--	--	--	--	--

**2026 HIGHLIGHTS:**

## #32 TREVOR BUSBY

Freshman | INF/RHP | Yucaipa, Calif. | Yucaipa High School

ERA	WHIP	W-L	APP-GS	CG	SHO	SV	IP	H	R	ER	BB	SO	2B	3B	HR	AB	B/AVG	WP	HBP	BK	SFA	SHA
9.00	2.33	0-1	3-1	0	0-0	0	3.0	3	3	3	4	1	1	0	1	11	.273	0	0	0	0	0

**LAST WIN:** -- | **LAST SAVE:** -- | **LAST HR ALLOWED:** vs. Sacramento State (3/17/26)

LAST THREE GAMES:	DEC.	IP	H	R	ER	BB	SO
2/26/26 vs. California Baptist	ND	1.0	1	0	0	1	0
3/17/26 vs. Sacramento State	L, 1	1.0	1	3	3	2	1
3/24/26 at Nevada	ND	1.0	1	0	0	1	0

**2026 HIGHLIGHTS:** Earned his first-career start on the mound against Sacramento State (Mar. 17).

## #34 ALEX GOMEZ

Junior | RHP | San Leandro, Calif. | Laney Junior College

ERA	WHIP	W-L	APP-GS	CG	SHO	SV	IP	H	R	ER	BB	SO	2B	3B	HR	AB	B/AVG	WP	HBP	BK	SFA	SHA
19.64	3.00	0-0	4-0	0	0-0	0	3.2	5	8	8	6	3	1	0	2	14	.357	2	0	0	1	0

**LAST WIN:** -- | **LAST SAVE:** -- | **LAST HR ALLOWED:** at Nevada (3/34/26)

LAST THREE GAMES:	DEC.	IP	H	R	ER	BB	SO
2/26/26 vs. California Baptist	ND	1.1	2	3	3	2	1
3/17/26 vs. Sacramento State	ND	1.0	0	1	1	2	1
3/2/426 at Nevada	ND	0.1	2	2	2	0	0

**2026 HIGHLIGHTS:**

## #35 KAI YOVANOVICH

Graduate Student | RHP | Richmond, Calif. | Laney Junior College

ERA	WHIP	W-L	APP-GS	CG	SHO	SV	IP	H	R	ER	BB	SO	2B	3B	HR	AB	B/AVG	WP	HBP	BK	SFA	SHA
2.00	.83	4-0	12-0	0	0-0	1	18.0	9	4	4	6	22	2	0	1	61	.148	1	2	0	0	1

**LAST WIN:** at UC Riverside (3/14/26) | **LAST SAVE:** vs. Seattle U (3/29/26) | **LAST HR ALLOWED:** at LMU (4/4/26)

LAST THREE GAMES:	DEC.	IP	H	R	ER	BB	SO
3/29/26 vs. Seattle U	S, 1	1.0	0	0	0	0	2
4/3/26 at LMU	ND	1.0	0	0	0	0	0
4/4/26 at LMU	ND	1.0	1	1	1	0	3

**2026 HIGHLIGHTS:** Recorded a career-best five strikeouts and earned his second-career win at San Jose State (Feb. 20) ... Pitched two innings and allowed one hit to earn the win over California Baptist (Feb. 28) ... Recorded his third win on the mound, pitching 1.1 innings out of the bullpen in the win over UMass Lowell (Mar. 6) ... Earned his first-career save while striking out two in one inning against Seattle U (Mar. 29).

## #36 CHRIS BYHRE

Graduate Student | RHP | Waukesha, Wis. | Omaha/Madison College/EKU

ERA	WHIP	W-L	APP-GS	CG	SHO	SV	IP	H	R	ER	BB	SO	2B	3B	HR	AB	B/AVG	WP	HBP	BK	SFA	SHA
9.00	1.17	1-0	5-0	0	0-0	0	6.0	5	6	6	2	8	1	1	0	23	.217	0	4	2	0	1

**LAST WIN:** vs. Seattle U (3/27/26) | **LAST SAVE:** -- | **LAST HR ALLOWED:** --

LAST THREE GAMES:	DEC.	IP	H	R	ER	BB	SO
3/22/26 vs. Santa Clara	ND	1.0	0	0	0	0	3
3/27/26 vs. Seattle U	W, 1	2.2	0	0	0	0	2
4/2/26 at LMU	ND	0.1	2	5	5	0	1

**2026 HIGHLIGHTS:** Struck out the side in his third appearance on the mound against Santa Clara (Mar. 22) ... Pitched 2.2 innings and struck out two batters for his first win on the mound as a member of the green and gold against Seattle U (Mar. 27).

## #38 GINO ROSSI

Junior | RHP | Pinole, Calif. | College of San Mateo

ERA	WHIP	W-L	APP-GS	CG	SHO	SV	IP	H	R	ER	BB	SO	2B	3B	HR	AB	B/AVG	WP	HBP	BK	SFA	SHA
19.64	3.00	0-1	5-0	0	0-0	0	3.2	9	8	8	2	2	2	0	1	21	.429	2	3	0	0	0

**LAST WIN:** -- | **LAST SAVE:** -- | **LAST HR ALLOWED:** vs. California Baptist (2/26/26)

LAST THREE GAMES:	DEC.	IP	H	R	ER	BB	SO
3/7/26 vs. UMass Lowell	ND	0.2	3	1	1	0	1
3/17/26 vs. Sacramento State	ND	1.0	0	0	0	0	1
3/24/26 at Nevada	ND	0.1	1	3	3	1	0

**2026 HIGHLIGHTS:**

## #39 ALAN GONZALEZ

Freshman | RHP | Salinas, Calif. | Palma High School

ERA	WHIP	W-L	APP-GS	CG	SHO	SV	IP	H	R	ER	BB	SO	2B	3B	HR	AB	B/AVG	WP	HBP	BK	SFA	SHA
4.22	1.41	0-0	10-0	0	0-0	0	10.2	11	6	5	4	9	5	0	1	41	.268	0	2	0	0	2

**LAST WIN:** -- | **LAST SAVE:** -- | **LAST HR ALLOWED:** at LMU (4/2/26)

LAST THREE GAMES:	DEC.	IP	H	R	ER	BB	SO
3/24/26 at Nevada	ND	1.0	0	0	0	1	0
3/28/26 vs. Seattle U	ND	2.0	1	1	1	0	2
4/2/26 at LMU	ND	0.0	2	3	3	1	0

**2026 HIGHLIGHTS:** Recorded two strikeouts in 2.0 innings of work against Seattle U (Mar. 28).

## #40 GABRIEL BARRETT

Senior | RHP | Mountain View, Calif. | Mountain View High School

ERA	WHIP	W-L	APP-GS	CG	SHO	SV	IP	H	R	ER	BB	SO	2B	3B	HR	AB	B/AVG	WP	HBP	BK	SFA	SHA
3.95	1.29	1-2	8-8	0	0-1	0	41.0	46	19	18	7	43	7	2	1	161	.286	0	5	1	0	3

**LAST WIN:** vs. Western Illinois (2/13/26) | **LAST SAVE:** -- | **LAST HR ALLOWED:** vs. Seattle U (3/27/26)

LAST THREE GAMES:	DEC.	IP	H	R	ER	BB	SO
3/20/26 vs. Santa Clara	ND	6.0	4	1	1	0	2
3/27/26 vs. Seattle U	ND	3.1	4	4	4	2	7
4/2/26 at LMU	ND	6.0	4	0	0	2	10

**2026 HIGHLIGHTS:** Recorded the win in the season opener with 5.0 innings of work and five strikeouts against Western Illinois (Feb. 13) ... Posted a season-high seven strikeouts in 3.1 innings in the series-opening win over Seattle U (Mar. 27) ... Recorded a career-best 10 strikeouts at LMU (Apr. 2).

## #52 WESLEY HARWELL

Sophomore | RHP | Mountain View, Calif. | Mountain View High School

ERA	WHIP	W-L	APP-GS	CG	SHO	SV	IP	H	R	ER	BB	SO	2B	3B	HR	AB	B/AVG	WP	HBP	BK	SFA	SHA
16.20	2.70	0-0	3-0	0	0-0	0	3.1	7	6	6	2	1	0	0	1	14	.500	0	1	0	0	0

**LAST WIN:** -- | **LAST SAVE:** -- | **LAST HR ALLOWED:** at San Jose State (2/21/26)

LAST THREE GAMES:	DEC.	IP	H	R	ER	BB	SO
2/21/26 at San Jose State	ND	1.0	2	2	2	0	0
2/27/26 vs. California Baptist	ND	2.0	0	0	0	2	1
3/7/26 vs. UMass Lowell	ND	0.1	5	4	4	0	0

**2026 HIGHLIGHTS:**

## SEASON RESULTS

Date	Opponent	W/L	Score	WP	LP	SV	Record
February 13	WESTERN ILLINOIS	W	2-0	Gabriel Barrett (1-0)	Max Tripure (0-1)	Quentin Pohorski (1)	1-0
February 14	WESTERN ILLINOIS	W	5-4	Jake Andreas (1-0)	Jason Buhl (0-1)	Nick Bacura (1)	2-0
February 15	WESTERN ILLINOIS	W	10-6	Thomas Gonzales (1-0)	Harrison Dubois (0-1)	N/A	3-0
February 16	OFF DAY						
February 17	OFF DAY						
February 18	UC DAVIS	L	2-1	Keenan Anzai (1-0)	Gino Rossi (0-1)	Rowen Barnes (1)	3-1
February 19	OFF DAY						
February 20	at San Jose State	W	7-6 (13)	Kai Yovanovich (1-0)	Jose Gutierrez (0-1)	Nick Baura (2)	4-1
February 21	at San Jose State	L	7-3	Luca Pintar (1-0)	Adrian Valdez (0-1)	N/A	4-2
February 22	SAN JOSE STATE	W	9-3	Hunter Holzemer (1-0)	Dylan Smith (0-1)	N/A	5-2
February 23	OFF DAY						
February 24	OFF DAY						
February 25	OFF DAY						
February 26	CALIFORNIA BAPTIST	L	16-2	Michael Malki (3-0)	Jake Andreas (1-1)	N/A	5-3
February 27	CALIFORNIA BAPTIST	L	7-1	Bryan Peck (2-0)	Gabriel Barrett (1-1)	Nico Urquidi (1)	5-4
February 28	CALIFORNIA BAPTIST	W	3-2	Kai Yovanovich (2-0)	Ryne Palmer (1-1)	Nick Baura (3)	6-4
<b>February Record: 6-4   Home: 5-3   Away: 1-1   WCC: 0-0</b>							
March 1	CALIFORNIA BAPTIST	L	2-1	Alfredo Capacete (1-0)	Adrian Valdez (0-2)	Zachary Yates (1)	6-5
March 2	OFF DAY						
March 3	OFF DAY						
March 4	OFF DAY						
March 5	OFF DAY						
March 6	UMASS LOWELL	W	8-5	Kai Yovanovich (3-0)	Frankie DeMaro (1-2)	Nick Bacura (4)	7-5
March 7	UMASS LOWELL	L	18-7	Will Melby Jr. (1-0)	Gauge Lockhart (0-1)	N/A	7-6
March 8	UMASS LOWELL	L	6-4	Jacob Jette (1-2)	Thomas Gonzales (1-1)	Carlos Martinez (1)	7-7
March 9	UMASS LOWELL	W	8-2	Adrian Valdez (1-2)	Kevin Tourke (0-1)	N/A	8-7
March 10	OFF DAY						
March 11	OFF DAY						
March 12	OFF DAY						
March 13	at UC Riverside	L	7-3	Halen Jaden Guerrero (2-2)	Gabriel Barrett (1-2)	N/A	8-8
March 14	at UC Riverside	W	6-4	Kai Yovanovich (4-0)	Matthew O'Brien (0-3)	Quentin Pohorski (2)	9-8
March 15	at UC Riverside	L	6-5	Thomas Gonzales (1-2)	Joshua Martinez (1-3)	N/A	9-9
March 16	OFF DAY						
March 17	SACRAMENTO STATE	L	8-3	Jackson Halverson (2-1)	Trevor Busby (0-1)	N/A	9-10
March 18	OFF DAY						
March 19	OFF DAY						
March 20	SANTA CLARA	W	2-1	Hunter Holzemer (2-0)	Vincent Braga (0-1)	Nick Bacura (5)	10-10
March 21	SANTA CLARA	W	2-1	Gauge Lockhart (1-1)	Jace Gilmore (1-3)	Quentin Pohorski (3)	11-10
March 22	SANTA CLARA	W	6-5	Adrian Valdez (2-2)	RJ Meyn (1-2)	Nick Bacura (6)	12-10
March 23	OFF DAY						
March 24	at Nevada	L	14-9	Ryan Oaks (1-0)	Cal Amborn (0-1)	N/A	12-11
March 25	OFF DAY						
March 26	OFF DAY						
March 27	SEATTLE U	W	8-4	Chris Byhre (1-0)	Travis Farrell (0-4)	N/A	13-11
March 28	SEATTLE U	W	6-5 (10)	Nick Bacura (1-0)	Ryan Stone (1-1)	N/A	14-11
March 29	SEATTLE U	W	8-5	Hunter Holzemer (3-0)	Micah Hagler (2-3)	Kai Yovanovich (1)	15-11
March 30	OFF DAY						
March 31	at UC Davis			Canceled due to rain and poor field conditions			
<b>March Record: 9-7   Home: 8-4   Away: 1-3   WCC: 6-0</b>							
April 1	OFF DAY						
April 2	at LMU	L	12-10	Matt Moreno (1-0)	Nick Bacura (0-1)	N/A	15-12
April 3	at LMU	W	6-4	Hunter Holzemer (4-0)	Adam Behrens (L, 3-4)	Quentin Pohorski (4)	16-12

April 4	at LMU	L	10-7	Matt Moreno (W, 2-0)	Thomas Gonzales (1-3)	Jacob Fried (1)	16-13
April 5	OFF DAY						
April 6	CALIFORNIA	--	--	--	--	--	--
April 7	OFF DAY						
April 8	OFF DAY						
April 9	OFF DAY						
April 10	SAN DIEGO	--	--	--	--	--	--
April 11	SAN DIEGO	--	--	--	--	--	--
April 12	SAN DIEGO	--	--	--	--	--	--
April 13	OFF DAY						
April 14	at Sacramento State	--	--	--	--	--	--
April 15	OFF DAY						
April 16	OFF DAY						
April 17	at Portland	--	--	--	--	--	--
April 18	at Portland	--	--	--	--	--	--
April 19	at Portland	--	--	--	--	--	--
April 20	OFF DAY						
April 21	at California	--	--	--	--	--	--
April 22	OFF DAY						
April 23	OFF DAY						
April 24	PACIFIC	--	--	--	--	--	--
April 25	PACIFIC	--	--	--	--	--	--
April 26	PACIFIC	--	--	--	--	--	--
April 27	OFF DAY						
April 28	SAN JOSE STATE	--	--	--	--	--	--
April 29	OFF DAY						
April 30	OFF DAY						
<b>April Record: 1-2   Home: 0-0   Away: 1-2   WCC: 1-2</b>							
May 1	at Pepperdine	--	--	--	--	--	--
May 2	at Pepperdine	--	--	--	--	--	--
May 3	at Pepperdine	--	--	--	--	--	--
May 4	OFF DAY						
May 5	OFF DAY						
May 6	at Stanford	--	--	--	--	--	--
May 7	OFF DAY						
May 8	GONZAGA	--	--	--	--	--	--
May 9	GONZAGA	--	--	--	--	--	--
May 10	GONZAGA	--	--	--	--	--	--
May 11	OFF DAY						
May 12	OFF DAY						
May 13	OFF DAY						
May 14	at Saint Mary's	--	--	--	--	--	--
May 15	at Saint Mary's	--	--	--	--	--	--
May 16	at Saint Mary's	--	--	--	--	--	--
May 20-23	at WCC Championship	--	--	--	--	--	--
<b>May Record: 0-0   Home: 0-0   Away: 0-0</b>							

Home Games in CAPS

LAST FOUR BOX SCORES

San Francisco (16-13, 7-2 WCC) -vs- LMU (CA) (10-24, 2-7 WCC)  
4/4/2026 at Los Angeles, Calif. (Page Stadium)

Score by Innings	1	2	3	4	5	6	7	8	9	R	H	E
San Francisco	0	0	0	2	5	0	0	0	0	7	12	2
LMU (CA)	2	1	0	2	4	1	0	0	X	10	13	0

San Francisco 7

Player	AB	R	H	RBI	BB	SO	LOB
Isaiah Landry lf	5	1	1	0	0	0	2
Tyler Harries 3b	5	1	1	0	2	0	0
Eddison Esquivel rf	5	0	1	0	0	4	0
TJ Rogers ss	3	2	1	1	2	0	0
Trevor Harmon 1b	3	1	1	1	2	1	0
Jackson Nystrom dh	5	1	4	1	0	0	0
Zack Rampen c	2	0	1	0	0	0	0
Brendan Burke c	2	1	1	0	1	1	0
Jayden Garrison cf	3	0	0	1	1	1	6
Zach Nagy 2b	4	0	1	2	0	1	2
Adrian Valdez p	0	0	0	0	0	0	0
Thomas Gonzales p	0	0	0	0	0	0	0
Hunter Holzemer p	0	0	0	0	0	0	0
Kai Yovanovich p	0	0	0	0	0	0	0
Paul Wheeler p	0	0	0	0	0	0	0
<b>Totals</b>	<b>37</b>	<b>7</b>	<b>12</b>	<b>7</b>	<b>6</b>	<b>10</b>	<b>10</b>

LMU (CA) 10

Player	AB	R	H	RBI	BB	SO	LOB
DJ Ghoriso 3b	4	1	3	4	0	1	0
Nate Stiverson 3b	0	0	0	0	0	0	0
Jaxson Wall ss	3	1	0	0	0	1	1
Zion Williams dh	5	0	1	1	0	1	2
Zach Wadas 1b	3	1	0	0	2	2	0
Noah Malone cf/rf	4	2	3	1	1	0	2
Richie Klosek rf	3	1	1	2	0	2	0
Travis Friend cf	0	0	0	0	0	0	0
Cooper Whitton lf	4	1	1	1	0	0	2
Jordan Ortiz c	3	2	2	1	0	0	0
Andrew Mhoon 2b	4	1	2	0	0	1	0
Avery Laine p	0	0	0	0	0	0	0
Alec Johnson p	0	0	0	0	0	0	0
Matt Moreno p	0	0	0	0	0	0	0
Caleb Sweeney p	0	0	0	0	0	0	0
Jacob Fried p	0	0	0	0	0	0	0
<b>Totals</b>	<b>33</b>	<b>10</b>	<b>13</b>	<b>10</b>	<b>4</b>	<b>8</b>	<b>7</b>

**2B:** Isaiah Landry (1); Eddison Esquivel (1); Brendan Burke (1)  
**HR:** TJ Rogers (1)  
**SF:** Jayden Garrison (1)  
**E:** Jayden Garrison (1); Adrian Valdez (1)  
**DP:** 1

**2B:** DJ Ghoriso (1); Cooper Whitton (1); Jordan Ortiz (1); Andrew Mhoon (1)  
**HR:** Noah Malone (1)  
**SF:** DJ Ghoriso (1); Richie Klosek (1); Jordan Ortiz (1)  
**CS:** Noah Malone (1)  
**HBP:** Jaxson Wall (1)

San Francisco	IP	H	R	ER	BB	SO	WP	BK	HBP	IBB	AB	BF	FO	GO	NP
Adrian Valdez	3.1	7	5	4	2	2	0	0	1	0	14	19	5	2	78
Thomas Gonzales (L, 1-3)	0.2	3	4	4	1	1	0	0	0	0	5	6	1	0	19
Hunter Holzemer	1.0	1	0	0	0	0	0	0	0	0	3	4	3	0	13
Kai Yovanovich	1.0	1	1	1	0	3	0	0	0	0	4	4	0	0	23
Paul Wheeler	2.0	1	0	0	1	2	0	0	0	0	7	8	2	2	30
<b>Totals</b>	<b>13</b>	<b>10</b>	<b>9</b>	<b>4</b>	<b>8</b>	<b>0</b>	<b>0</b>	<b>1</b>	<b>0</b>	<b>33</b>	<b>41</b>	<b>11</b>	<b>4</b>	<b>163</b>	

LMU (CA)	IP	H	R	ER	BB	SO	WP	BK	HBP	IBB	AB	BF	FO	GO	NP
Avery Laine	4.0	6	4	4	2	4	0	0	0	0	17	20	3	5	80
Alec Johnson	0.2	3	3	3	1	0	0	0	0	0	4	7	0	0	26
Matt Moreno (W, 2-0)	2.1	1	0	0	0	3	0	0	0	0	8	8	1	3	30
Caleb Sweeney	1.1	2	0	0	1	0	0	0	0	0	6	7	2	2	18
Jacob Fried (S, 1)	0.2	0	0	0	0	2	0	0	0	0	2	2	0	0	10
<b>Totals</b>	<b>12</b>	<b>7</b>	<b>7</b>	<b>6</b>	<b>10</b>	<b>0</b>	<b>0</b>	<b>0</b>	<b>0</b>	<b>0</b>	<b>37</b>	<b>44</b>	<b>6</b>	<b>10</b>	<b>164</b>

**Win:** Matt Moreno (2-0)  
**Loss:** Thomas Gonzales (1-3)  
**Save:** Jacob Fried (1)  
**HBP:** Adrian Valdez  
**PB:** None

**Impres:** Home Plate: Jacob Asher First; Brooks O'Hearn Second Base; Darrel Mason Third Base; Mark Moffett  
**Start:** 2:05 PM **Time:** 3:44 **Attendance:** 371 **Weather:** 72 and sunny

**Game notes:**  
- A. Laine faced 2 batters in the 5th.  
- GONZALEZ faced 4 batters in the 5th.

San Francisco (15-12, 6-1 WCC) -vs- LMU (CA) (9-23, 1-6 WCC)  
4/2/2026 at Los Angeles, Calif. (Page Stadium)

Score by Innings	1	2	3	4	5	6	7	8	9	R	H	E
San Francisco	2	0	4	0	1	1	1	1	0	10	12	1
LMU (CA)	0	0	0	0	0	0	8	4	X	12	11	1

San Francisco 10

Player	AB	R	H	RBI	BB	SO	LOB
Isaiah Landry lf	5	0	0	0	0	3	2
Wyatt Davis ph	1	0	0	0	0	0	0
Tyler Harries 3b	2	2	0	0	3	1	1
Eddison Esquivel rf	4	2	2	0	2	0	1
TJ Rogers ss	5	1	1	1	0	3	0
Trevor Harmon 1b	4	1	2	1	1	0	1
Jackson Nystrom dh	4	1	2	3	0	0	1
Zack Rampen c	5	2	2	0	0	2	2
Jayden Garrison cf	4	1	3	3	1	1	3
Jared Lewis 2b	3	0	0	0	0	1	0
Zach Nagy 2b	2	0	0	0	0	1	0
Gabriel Barrett p	0	0	0	0	0	0	0
Chris Byrre p	0	0	0	0	0	0	0
Alan Gonzalez p	0	0	0	0	0	0	0
Cal Amborn p	0	0	0	0	0	0	0
Nick Bacura p	0	0	0	0	0	0	0
<b>Totals</b>	<b>39</b>	<b>10</b>	<b>12</b>	<b>10</b>	<b>7</b>	<b>10</b>	<b>11</b>

LMU (CA) 12

Player	AB	R	H	RBI	BB	SO	LOB
Jaxson Wall ss	3	1	1	0	0	1	1
Zion Williams dh	3	2	1	1	0	1	0
DJ Ghoriso 3b	2	2	1	1	1	0	0
Zach Wadas 1b	4	2	2	5	1	1	0
Andrew Mhoon 2b	2	0	0	0	0	1	0
Noah Malone ph/cf	2	1	1	3	1	0	0
Win Gurney lf	1	0	0	0	0	1	0
Richie Klosek rf	4	1	2	2	0	1	5
JD Dunn pr/lf	0	0	0	0	0	0	0
Travis Friend cf	2	0	0	0	0	2	0
Luca Danos 2b	2	0	0	0	0	2	0
Nate Stiverson ph/2b	1	0	0	0	0	1	1
Jake Lyall c	4	1	1	0	0	0	0
Cooper Whitton rf	4	2	2	0	2	0	0
Jonah Johnson p	0	0	0	0	0	0	0
Zach DenDekker p	0	0	0	0	0	0	0
Matt Moreno p	0	0	0	0	0	0	0
<b>Totals</b>	<b>34</b>	<b>12</b>	<b>11</b>	<b>12</b>	<b>3</b>	<b>13</b>	<b>7</b>

**2B:** Zack Rampen (2); Jayden Garrison (2)  
**HR:** TJ Rogers (1); Jayden Garrison (1)  
**HBP:** Tyler Harries (1)  
**Reached on CI:** Jackson Nystrom (1)  
**E:** TJ Rogers (1)  
**DP:** 1

**2B:** Zach Wadas (1); Noah Malone (1); Cooper Whitton (1)  
**HR:** Zach Wadas (1); Richie Klosek (1)  
**SH:** Jaxson Wall (1)  
**SB:** JD Dunn (1)  
**HBP:** Jaxson Wall (1); Zion Williams (2); DJ Ghoriso (2)  
**E:** Jake Lyall (1)  
**CI:** Jake Lyall (1)  
**DP:** 1

San Francisco	IP	H	R	ER	BB	SO	WP	BK	HBP	IBB	AB	BF	FO	GO	NP
Gabriel Barrett	6.0	4	0	0	2	10	0	0	0	0	22	24	4	3	91
Chris Byrre	1.0	2	5	5	0	1	0	0	0	0	3	6	0	0	23
Alan Gonzalez	0.0	2	3	3	1	0	0	0	0	0	2	3	0	0	14
Cal Amborn	1.0	1	2	2	0	1	0	0	0	0	3	5	1	1	20
Nick Bacura (L, 1-1)	0.2	2	2	2	0	1	0	0	0	0	4	5	0	1	17
<b>Totals</b>	<b>11</b>	<b>12</b>	<b>12</b>	<b>3</b>	<b>13</b>	<b>0</b>	<b>0</b>	<b>5</b>	<b>0</b>	<b>0</b>	<b>34</b>	<b>43</b>	<b>5</b>	<b>5</b>	<b>165</b>

LMU (CA)	IP	H	R	ER	BB	SO	WP	BK	HBP	IBB	AB	BF	FO	GO	NP
Jonah Johnson	2.1	7	6	6	3	2	0	0	0	0	14	17	2	3	57
Zach DenDekker	4.2	5	3	3	1	5	0	0	1	0	18	20	2	6	71
Matt Moreno (W, 1-0)	2.0	0	1	0	3	3	0	0	0	0	7	11	3	0	43
<b>Totals</b>	<b>12</b>	<b>10</b>	<b>9</b>	<b>7</b>	<b>10</b>	<b>0</b>	<b>0</b>	<b>1</b>	<b>0</b>	<b>0</b>	<b>39</b>	<b>48</b>	<b>7</b>	<b>9</b>	<b>171</b>

**Win:** Matt Moreno (1-0)  
**Loss:** Nick Bacura (1-1)  
**HBP:** Chris Byrre, Cal Amborn, Nick Bacura, Zach DenDekker  
**PB:** None

**Impres:** Home Plate: Darrel Mason First; Mark Moffett Second Base; Jacob Asher Third Base; Brooks O'Hearn  
**Start:** 6:05 PM **Time:** 3:35 **Attendance:** 402 **Weather:** 64 and mostly sunny

**Game notes:**  
- GONZALEZ faced 3 batters in the 7th.

San Francisco (16-12, 7-1 WCC) -vs- LMU (CA) (9-24, 1-7 WCC)  
4/3/2026 at Los Angeles, Calif. (Page Stadium)

Score by Innings	1	2	3	4	5	6	7	8	9	R	H	E
San Francisco	0	1	0	2	2	0	0	0	1	6	12	1
LMU (CA)	2	0	0	0	2	0	0	0	0	4	4	1

San Francisco 6

Player	AB	R	H	RBI	BB	SO	LOB
Jayden Garrison cf	6	0	0	1	0	4	0
Tyler Harries 3b	4	1	1	0	2	0	4
Eddison Esquivel rf	5	0	2	0	1	0	3
TJ Rogers ss	6	0	2	1	0	2	1
Trevor Harmon 1b	5	1	2	1	1	2	2
Jackson Nystrom dh	4	1	0	0	0	1	4
Brendan Burke c	4	0	0	0	1	3	2
Lewis 2b	3	1	2	2	1	1	0
Zach Nagy pr/2b	1	0	0	0	0	0	2
Myles Kallinger lf	3	2	3	2	0	2	0

SCORE BY INNINGS

Inning	1	2	3	4	5	6	7	8	9	10+	Total
Opponent	24	11	7	24	19	25	29	21	7	2	172
San Francisco	12	21	18	13	35	15	17	15	3	3	152

MULTI-HIT GAMES

Player	2	3	4	5	6	7+	Total
Bellisimo, Matteo	--	--	--	--	--	--	--
Burke, Brendan	--	--	1	--	--	--	1
Busby, Trevor	--	--	--	--	--	--	--
Davis, Wyatt	2	--	--	--	--	--	2
Esquivel, Eddison	9	1	1	--	--	--	11
Garrison, Jayden	3	1	--	--	--	--	4
Harmon, Trevor	6	1	--	--	--	--	7
Harries, Tyler	1	1	--	--	--	--	2
Hiroto, Jake	--	--	--	--	--	--	--
Kallinger, Myles	1	2	--	--	--	--	3
Landry, Isaiah	2	1	--	--	--	--	3
Lewis, Jared	4	--	--	--	--	--	4
Lewis, Jordan	2	--	--	--	--	--	2
Luyben, Brady	--	--	--	--	--	--	--
Nagy, Zach	--	--	--	--	--	--	--
Nystrom, Jackson	2	--	1	--	--	--	3
Ramppen, Zack	6	--	--	--	--	--	6
Rogers, TJ	8	1	--	--	--	--	9
Vasell, Tino	--	--	--	--	--	--	--
Walsh, Nick	--	--	--	--	--	--	--

MULTI-RBI GAMES

Player	2	3	4	5	6	7+	Total
Bellisimo, Matteo	1	--	--	--	--	--	1
Burke, Brendan	2	1	--	--	--	--	3
Busby, Trevor	--	--	--	--	--	--	--
Davis, Wyatt	1	--	1	--	--	--	2
Esquivel, Eddison	1	1	--	--	--	--	2
Garrison, Jayden	1	2	--	--	--	--	3
Harmon, Trevor	1	--	--	--	--	--	1
Harries, Tyler	2	--	--	--	--	--	2
Hiroto, Jake	--	--	--	--	--	--	--
Kallinger, Myles	--	--	--	1	--	--	1
Landry, Isaiah	1	--	--	--	--	--	1
Lewis, Jared	4	--	--	--	--	--	4
Lewis, Jordan	--	--	--	--	--	--	--
Luyben, Brady	--	--	--	--	--	--	--
Nagy, Zach	1	--	--	--	--	--	1
Nystrom, Jackson	--	3	--	--	--	--	3
Ramppen, Zack	3	--	--	--	--	--	3
Rogers, TJ	1	--	--	--	--	--	1
Vasell, Tino	--	--	--	--	--	--	--
Walsh, Nick	--	--	--	--	--	--	--

LEADING OFF

Player	AVG	AB	H	2B	3B	HR	RBI	SO	BB
Bellisimo, Matteo	--	--	--	--	--	--	--	--	--
Burke, Brendan	--	--	--	--	--	--	--	--	--
Busby, Trevor	--	--	--	--	--	--	--	--	--
Davis, Wyatt	--	--	--	--	--	--	--	--	--
Esquivel, Eddison	--	--	--	--	--	--	--	--	--
Garrison, Jayden	.182	44	8	2	0	1	5	18	5
Harmon, Trevor	--	--	--	--	--	--	--	--	--
Harries, Tyler	--	--	--	--	--	--	--	--	--
Hiroto, Jake	--	--	--	--	--	--	--	--	--
Kallinger, Myles	.000	8	0	0	0	0	0	4	0
Landry, Isaiah	.200	25	5	2	1	1	4	10	1
Lewis, Jared	.200	15	3	0	0	0	3	6	2
Lewis, Jordan	--	--	--	--	--	--	--	--	--
Luyben, Brady	--	--	--	--	--	--	--	--	--
Nagy, Zach	--	--	--	--	--	--	--	--	--
Nystrom, Jackson	--	--	--	--	--	--	--	--	--
Ramppen, Zack	--	--	--	--	--	--	--	--	--
Rogers, TJ	--	--	--	--	--	--	--	--	--
Vasell, Tino	.286	21	6	0	0	0	1	7	10
Walsh, Nick	--	--	--	--	--	--	--	--	--

CLEAN UP HITTERS

Player	AVG	AB	H	2B	3B	HR	RBI	SO	BB
Bellisimo, Matteo	--	--	--	--	--	--	--	--	--
Burke, Brendan	.150	20	3	1	0	0	1	12	2
Busby, Trevor	--	--	--	--	--	--	--	--	--
Davis, Wyatt	.158	19	3	1	0	1	4	6	4
Esquivel, Eddison	.125	8	1	0	0	0	0	1	4
Garrison, Jayden	--	--	--	--	--	--	--	--	--
Harmon, Trevor	.000	1	0	0	0	0	0	0	2
Harries, Tyler	--	--	--	--	--	--	--	--	--
Hiroto, Jake	--	--	--	--	--	--	--	--	--
Kallinger, Myles	--	--	--	--	--	--	--	--	--
Landry, Isaiah	--	--	--	--	--	--	--	--	--
Lewis, Jared	--	--	--	--	--	--	--	--	--
Lewis, Jordan	--	--	--	--	--	--	--	--	--
Luyben, Brady	--	--	--	--	--	--	--	--	--
Nagy, Zach	--	--	--	--	--	--	--	--	--
Nystrom, Jackson	.333	3	1	0	0	0	1	2	1
Ramppen, Zack	--	--	--	--	--	--	--	--	--
Rogers, TJ	.391	46	18	3	0	6	8	10	6
Vasell, Tino	--	--	--	--	--	--	--	--	--
Walsh, Nick	--	--	--	--	--	--	--	--	--

5+ STRIKEOUT GAMES AS A STARTER							
Player	5	6	7	8	9	10+	Total
Amborn, Cal	--	--	--	--	--	--	--
Andreas, Jake	--	--	--	--	--	--	--
Bacura, Nick	--	--	--	--	--	--	--
Barrett, Gabriel	3	1	1	--	--	1	6
Busby, Trevor	--	--	--	--	--	--	--
Byhre, Chris	--	--	--	--	--	--	--
Cabrera, AC	--	--	--	--	--	--	--
Gomez, Alex	--	--	--	--	--	--	--
Gonzales, Thomas	--	--	--	--	--	--	--
Gonzalez, Alan	--	--	--	--	--	--	--
Harwell, Wesley	--	--	--	--	--	--	--
Holzemer, Hunter	--	--	--	--	--	--	--
Johnston, Garrett	--	--	--	--	--	--	--
Lockhart, Gauge	2	--	--	1	--	--	3
Nelson, Magnus	--	--	--	--	--	--	--
Pohorski, Quentin	--	--	--	--	--	--	--
Rossi, Gino	--	--	--	--	--	--	--
Thielen, Jackson	--	--	--	--	--	--	--
Valdez, Adrian	2	--	--	--	--	--	2
Wellen, Braden	--	--	--	--	--	--	--
Wheeler, Paul	--	--	--	--	--	--	--
Yovanovich, Kai	--	--	--	--	--	--	--

3+ STRIKEOUT GAMES AS A RELIEVER							
Player	3	4	5	6	7	8+	Total
Amborn, Cal	--	--	--	--	--	--	--
Andreas, Jake	1	--	--	--	--	--	--
Bacura, Nick	--	--	--	--	--	--	--
Barrett, Gabriel	--	--	--	--	--	--	--
Busby, Trevor	--	--	--	--	--	--	--
Byhre, Chris	1	--	--	--	--	--	1
Cabrera, AC	--	--	--	--	--	--	--
Gomez, Alex	--	--	--	--	--	--	--
Gonzales, Thomas	--	1	--	--	--	--	1
Gonzalez, Alan	--	--	--	--	--	--	--
Harwell, Wesley	--	--	--	--	--	--	--
Holzemer, Hunter	1	--	--	--	--	--	1
Johnston, Garrett	--	--	--	--	--	--	--
Lockhart, Gauge	--	--	--	--	--	--	--
Nelson, Magnus	--	--	--	--	--	--	--
Pohorski, Quentin	1	2	1	1	--	--	5
Rossi, Gino	--	--	--	--	--	--	--
Thielen, Jackson	--	--	--	--	--	--	--
Valdez, Adrian	--	--	--	--	--	--	--
Wellen, Braden	1	--	--	--	--	--	1
Wheeler, Paul	1	--	--	--	--	--	1
Yovanovich, Kai	1	1	1	--	--	--	3

QUALITY STARTS	
Player	Total (Last Time)
Amborn, Cal	--
Andreas, Jake	--
Bacura, Nick	--
Barrett, Gabriel	3, Last: at LMU (4/2/26)
Busby, Trevor	--
Byhre, Chris	--
Cabrera, AC	--
Gomez, Alex	--
Gonzales, Thomas	--
Gonzalez, Alan	--
Harwell, Wesley	--
Holzemer, Hunter	--
Johnston, Garrett	--
Lockhart, Gauge	--
Nelson, Magnus	--
Pohorski, Quentin	--
Rossi, Gino	--
Thielen, Jackson	--
Valdez, Adrian	1, vs. UMass Lowell (3/9/26)
Wellen, Braden	--
Wheeler, Paul	--
Yovanovich, Kai	--

## SEASON HIGHS AND LOWS

Individual Batting	Most (Player)	Last Time (Date)
Runs in a Game	3, TJ Rogers 3, Eddison Esquivel	vs. Seattle U (3/29/26) at Nevada (3/24/26)
Hits in a Game	4, Jackson Nystrom 4, Eddison Esquivel 4, Brendan Burke	at LMU (4/4/26) vs. UMass Lowell (3/6/26) at San Jose State (2/20/26)
Doubles in a Game	2, Zack Rampfen 2, Jayden Garrison 2, Eddison Esquivel 2, TJ Rogers	at LMU (4/2/26) at LMU (4/2/26) vs. Seattle U (3/27/26) vs. Western Illinois (2/14/26)
Triples in a Game	1, Myles Kallinger 1, Isaiah Landry	at LMU (4/3/26) vs. UMass Lowell (3/8/26)
Home Runs in a Game	2, TJ Rogers	vs. Santa Clara (3/21/26)
RBI in a Game	5, Myles Kallinger	at UC Riverside (3/14/26)
Walks in a Game	4, Tino Vasell	at UC Riverside (3/15/26)
Strikeouts in a Game	4, Eddison Esquivel 4, Jayden Garrison	at LMU (4/4/26) at LMU (4/3/26)
Stolen Bases in a Game	2, TJ Rogers 2, Eddison Esquivel 2, TJ Rogers 2, Myles Kallinger	vs. Seattle U (3/27/26) vs. UMass Lowell (3/6/26) vs. Western Illinois (2/14/26) vs. Western Illinois (2/14/26)
Team Batting	Most (Last Time)	Fewest (Last Time)
Runs in a Game	10, at LMU (4/2/26) 10, vs. Western Illinois (2/14/26)	1, vs. California Baptist (3/1/26) 1, vs. California Baptist (2/27/26) 1, vs. UC Davis (2/18/26)
Hits in a Game	15, vs. Seattle U (3/27/26) 15, vs. UMass Lowell (3/7/26)	3, vs. California Baptist (2/26/26)
Doubles in a Game	5, vs. Seattle U (3/27/26)	0 (9x), Last: at LMU (4/3/26)
Triples in a Game	1, at LMU (4/3/26) 1, vs. UMass Lowell (3/8/26)	0 (26x), Last: at LMU (4/4/26)
Home Runs in a Game	3, vs. Seattle U (3/28/26)	0 (13x), Last: vs. Seattle U (3/27/26)
RBI in a Game	10, at LMU (4/2/26)	1, vs. California Baptist (3/1/26) 1, vs. California Baptist (2/27/26) 1, vs. UC Davis (2/18/26)
Walks in a Game	10, vs. San Jose State (2/20/26)	0, vs. UC Davis (2/18/26)
Strikeouts in a Game	21, at San Jose State (2/20/26)	5, vs. Seattle U (3/29/26)
Stolen Bases in a Game	5, vs. UMass Lowell (3/6/26)	0 (17x), Last: at LMU (4/4/26)
Individual Pitching	Most (Player)	Last Time (Date)
Hits Allowed in a Game	9, Adrian Valdez 9, Gabriel Barrett	at UC Riverside (3/15/26) vs. California Baptist (2/27/26)
Runs Allowed in a Game	5, Adrian Valdez 5, Chris Byhre 5, Adrian Valdez 5, Gabriel Barrett 5, Gauge Lockhart 5, Gabriel Barrett	at LMU (4/4/26) at LMU (4/2/26) at UC Riverside (3/15/26) at UC Riverside (3/13/26) vs. UMass Lowell (3/7/26) vs. California Baptist (2/27/26)
Innings Pitched in a Game (Starter)	6.0, Gabriel Barrett 6.0, Gabriel Barrett 6.0, Adrian Valdez 6.0, Gabriel Barrett	at LMU (4/2/26) vs. Santa Clara (3/20/26) vs. UMass Lowell (3/9/26) at San Jose State (2/20/26)
Innings Pitched in a Game (Reliever)	4.0, Kai Yovanovich 4.0, Quentin Pohorski	at San Jose State (2/20/26) vs. Western Illinois (2/13/26)
Strikeouts in a Game	10, Gabriel Barrett	at LMU (4/2/26)
Walks Allowed in a Game	5, Gauge Lockhart	vs. California Baptist (2/28/26)
Complete Games	--	--
Team Pitching	Most (Last Time)	Fewest (Last Time)
Runs Allowed in a Game	18, vs. UMass Lowell (3/7/26)	0, vs. Western Illinois (2/13/26)
Earned Runs Allowed in a Game	16, vs. California Baptist (2/16/26)	0, vs. Western Illinois (2/13/26)
Hits Allowed in a Game	21, vs. UMass Lowell (3/7/26)	4, at LMU (4/3/26) 4, vs. California Baptist (3/1/26) 4, vs. Western Illinois (2/14/26) 4, vs. Western Illinois (2/13/26)
Doubles Allowed in a Game	5, vs. California Baptist (2/26/26)	0 (5x), Last: vs. Seattle U (3/28/26)
Triples Allowed in a Game	1 (5x), Last: vs. Santa Clara (3/21/26)	0 (22x), Last: at LMU (4/4/26)

Home Runs Allowed in a Game	7, vs. California Baptist (2/26/26)	0 (16x), Last: at LMU (4/3/26)
Strikeouts in a Game	13, at LMU (4/2/26) 13, at San Jose State (2/20/26)	0, at Nevada (3/24/26)
Walks Allowed in a Game	8, vs. Seattle U (3/28/26) 8, vs. UMass Lowell (3/8/26) 8, vs. California Baptist (2/26/26) 8, at Nevada (3/24/26)	0, vs. Santa Clara (3/20/26)

OVERALL STATISTICS

San Francisco Baseball 2025 - 2026 Season

(As of Apr 5, 2026)

San Francisco Overall Statistics

Record: 16-13 Home: 13-7 Away: 3-6 Neutral: 0-0 Conference: 7-2  
Extra Inn: 2-1 Vs. Ranked: 0-0

PLAYER	AVG	GP-GS	AB	R	H	2B	3B	HR	XB	RBI	TB	SLG	BB	HP	K	GDP	OB%	SF	SH	SB-ATT	PO	A	E	FLD%
HARMON, Trevor	.328	22-19	67	13	22	3	0	1	4	8	28	.418	13	5	15	2	.471	0	0	0-1	149	11	1	.994
ROGERS, TJ	.302	28-28	106	24	32	8	0	9	17	16	67	.632	20	5	38	1	.435	0	0	6-6	49	83	6	.957
ESQUIVEL, Eddison	.293	29-29	116	14	34	8	0	0	8	12	42	.362	16	6	30	1	.406	0	0	3-3	66	2	0	1.000
RAMPEN, Zack	.258	23-18	66	13	17	5	0	1	6	7	25	.379	4	3	16	3	.329	0	1	0-0	156	20	3	.983
BURKE, Brendan	.247	24-21	81	6	20	3	0	2	5	11	29	.358	7	2	36	2	.319	1	0	0-0	136	13	3	.980
VASELL, Tino	.239	17-15	46	7	11	0	0	0	0	2	11	.239	13	2	17	2	.426	0	2	3-4	16	25	5	.891
HARRIES, Tyler	.234	17-17	64	9	15	2	0	1	3	11	20	.313	12	4	13	0	.383	1	0	0-0	14	38	2	.963
LANDRY, Isaiah	.232	16-15	56	7	13	5	1	1	7	8	23	.411	3	4	16	1	.317	0	0	1-1	26	0	0	1.000
LEWIS, Jared	.222	20-17	54	6	12	1	0	1	2	11	16	.296	9	1	20	0	.338	1	3	0-0	28	34	7	.899
GARRISON, Jayden	.211	26-26	95	17	20	7	0	3	10	12	36	.379	16	3	36	1	.339	1	1	3-3	60	0	4	.938
LUYBEN, Brady	1.000	2-0	1	1	1	1	0	0	1	0	2	2.000	0	0	0	0	1.000	0	0	0-0	1	0	0	1.000
BUSBY, Trevor	.400	4-1	5	1	2	2	0	0	2	1	4	.800	0	0	1	0	.400	0	0	0-0	1	0	0	1.000
KALLINGER, Myles	.367	15-8	30	8	11	3	1	1	5	8	19	.633	4	0	7	0	.429	1	1	4-5	12	1	0	1.000
NYSTROM, Jackson	.354	18-14	48	9	17	2	0	2	4	15	25	.521	5	7	10	2	.483	0	0	0-0	8	1	0	1.000
BELLISIMO, Matteo	.200	9-2	15	1	3	1	0	0	1	3	4	.267	1	0	5	0	.250	0	0	0-0	0	0	0	.000
DAVIS, Wyatt	.196	18-14	51	7	10	2	0	1	3	12	15	.294	5	0	17	0	.254	3	0	1-1	5	0	0	1.000
NAGY, Zach	.184	15-9	38	4	7	1	0	0	1	5	8	.211	2	0	8	2	.220	1	1	1-2	15	25	2	.952
LEWIS, Jordan	.179	12-7	28	3	5	0	0	0	0	2	5	.179	4	0	12	1	.281	0	1	1-1	20	1	0	1.000
WALSH, Nick	.143	8-1	7	2	1	0	0	0	0	1	1	.143	0	1	2	0	.250	0	0	0-0	3	5	0	1.000
HIROMOTO, Jake	.000	4-0	3	0	0	0	0	0	0	0	0	.000	0	0	3	0	.000	0	0	0-0	1	0	0	1.000
Others																					17	28	3	.938
<b>Totals</b>	<b>.259</b>	<b>-</b>	<b>977</b>	<b>152</b>	<b>253</b>	<b>54</b>	<b>2</b>	<b>23</b>	<b>79</b>	<b>144</b>	<b>380</b>	<b>.389</b>	<b>134</b>	<b>43</b>	<b>302</b>	<b>18</b>	<b>.370</b>	<b>9</b>	<b>10</b>	<b>23-27</b>	<b>783</b>	<b>287</b>	<b>36</b>	<b>.967</b>
<b>Opponents</b>	<b>.264</b>	<b>-</b>	<b>991</b>	<b>172</b>	<b>262</b>	<b>52</b>	<b>5</b>	<b>22</b>	<b>79</b>	<b>160</b>	<b>390</b>	<b>.394</b>	<b>129</b>	<b>40</b>	<b>235</b>	<b>24</b>	<b>.368</b>	<b>12</b>	<b>13</b>	<b>24-42</b>	<b>763</b>	<b>232</b>	<b>20</b>	<b>.980</b>

LOB - Team (260), Opp (223). DPs turned - Team (26), Opp (22). CI - Team (0), Opp (3). IBB - Team (2): ROGERS, TJ (1); HARMON, Trevor (1). Picked off - Team (1): LEWIS, Jordan (1).

PLAYER	ERA	W-L	APP	GS	CG	SHO	SV	IP	H	R	ER	BB	K	WHIP	2B	3B	HR	AVG	WP	HP	BK	SFA	SHA
POHORSKI, Quentin	2.45	0-0	7	1	0	1	3	22.0	13	6	6	12	27	1.14	3	1	0	.167	2	1	0	0	2
BARRETT, Gabriel	3.95	0-2	8	8	0	1	0	41.0	46	19	18	7	43	1.29	7	2	1	.286	0	5	1	0	3
VALDEZ, Adrian	4.08	2-2	8	8	0	0	0	35.1	38	22	16	10	24	1.36	6	1	2	.286	1	3	0	4	1
LOCKHART, Gauge	4.60	1-1	8	8	0	0	0	29.1	19	18	15	21	29	1.36	3	0	1	.188	2	7	1	2	0
GONZALES, Thomas	7.82	1-3	8	2	0	0	0	12.2	15	12	11	10	10	1.97	4	0	0	.306	0	2	1	0	0
BUSBY, Trevor	9.00	0-1	3	1	0	0	0	3.0	3	3	3	4	1	2.33	1	0	1	.273	0	0	0	0	0
ANDREAS, Jake	12.38	1-0	6	1	0	0	0	8.0	12	11	11	5	8	2.13	3	0	3	.353	0	2	0	0	0
HOLZEMER, Hunter	1.10	4-0	13	0	0	0	0	16.1	16	4	2	6	10	1.35	4	0	0	.258	0	2	1	2	0
BACURA, Nick	1.88	1-1	12	0	0	0	6	14.1	10	3	3	9	13	1.33	2	0	1	.196	2	2	0	1	0
YOVANOVICH, Kai	2.00	4-0	12	0	0	0	1	18.0	9	4	4	6	22	0.83	2	0	1	.148	1	2	0	0	1
GONZALEZ, Alan	4.22	0-0	10	0	0	0	0	10.2	11	6	5	4	9	1.41	5	0	1	.268	0	2	0	0	2
WHEELER, Paul	5.23	0-0	8	0	0	0	0	10.1	12	9	6	10	11	2.13	1	0	1	.279	0	1	0	0	0
AMBORN, Cal	6.91	0-1	9	0	0	0	0	14.1	16	12	11	4	6	1.40	1	0	4	.302	1	1	0	2	2
BYHRE, Chris	9.00	1-0	5	0	0	0	0	6.0	5	6	6	2	8	1.17	1	1	0	.217	0	4	2	0	1
WELLEN, Braden	12.86	0-0	7	0	0	0	0	7.0	9	10	10	8	7	2.43	2	0	2	.310	0	0	1	0	1
HARWELL, Wesley	16.20	0-0	3	0	0	0	0	3.1	7	6	6	2	1	2.70	0	0	1	.500	0	1	0	0	0
GOMEZ, Alex	19.64	0-0	4	0	0	0	0	3.2	5	8	8	6	3	3.00	1	0	2	.357	1	0	0	1	0
ROSSI, Gino	19.64	0-1	5	0	0	0	0	3.2	9	8	8	2	2	3.00	2	0	1	.429	2	3	0	0	0
CABRERA, AC	22.50	0-0	2	0	0	0	0	2.0	7	5	5	1	1	4.00	4	0	0	.583	4	2	0	0	0
<b>Totals</b>	<b>5.31</b>	<b>15-12</b>	<b>29</b>	<b>0</b>	<b>1</b>	<b>10</b>	<b>261.0</b>	<b>262</b>	<b>172</b>	<b>154</b>	<b>129</b>	<b>235</b>	<b>1.50</b>	<b>52</b>	<b>5</b>	<b>22</b>	<b>.264</b>	<b>16</b>	<b>40</b>	<b>7</b>	<b>12</b>	<b>13</b>	
<b>Opponents</b>	<b>4.88</b>	<b>12-15</b>	<b>29</b>	<b>0</b>	<b>0</b>	<b>5</b>	<b>254.1</b>	<b>253</b>	<b>152</b>	<b>138</b>	<b>134</b>	<b>302</b>	<b>1.52</b>	<b>54</b>	<b>2</b>	<b>23</b>	<b>.259</b>	<b>12</b>	<b>43</b>	<b>3</b>	<b>9</b>	<b>10</b>	

PB - Team(1): BURKE, Brendan (1), Opp (4). Pickoffs - Team(6): HOLZEMER, Hunter (1); WHEELER, Paul (1); VALDEZ, Adrian (1); BACURA, Nick (1); ANDREAS, Jake (1); POHORSKI, Quentin (1), Opp (1). SBA/ATT - RAMPEN, Zack (13-26); BURKE, Brendan (11-16); WELLEN, Braden (3-4); VALDEZ, Adrian (2-4); LOCKHART, Gauge (2-6); ROSSI, Gino (2-2); BARRETT, Gabriel (2-4); HOLZEMER, Hunter (1-2); WHEELER, Paul (1-1); GONZALES, Thomas (1-1); BACURA, Nick (1-1); AMBORN, Cal (1-1); POHORSKI, Quentin (1-1); HARWELL, Wesley (0-1).

San Francisco Baseball 2025 - 2026 Season

(As of Apr 5, 2026)

San Francisco AB-R-H-RBI Breakdown

OPPONENT	DATE	SCORE	1 LANDRY,	2 KALLINGER,	11 HARRIES,	12 ROGERS,	21 VASELL,	22 WALSH,
Western Illinois	02-13-26	2-0 W	-	-	-	3-0-0-0	4-0-1-1	-
Western Illinois	02-14-26	5-4 W	3-0-1-1	-	3-1-1-1	4-1-1-1	-	-
Western Illinois	02-14-26	10-6 W	-	1-1-1-0	-	3-2-2-1	3-0-1-0	-
UC Davis	02-18-26	1-2 L	2-0-0-0	-	1-0-0-0	4-0-1-1	1-0-0-0	-
San Jose State	02-20-26	7-6 W	-	-	6-0-1-1	6-2-2-1	1-0-0-0	-
San Jose State	02-21-26	3-7 L	4-0-1-1	-	-	3-1-1-1	3-0-1-0	-
San Jose State	02-22-26	9-3 W	2-2-0-1	-	-	3-1-0-1	2-2-1-0	-
California Baptist	02-26-26	2-16 L	-	1-0-0-0	-	3-1-1-1	3-0-0-0	1-0-1-0
California Baptist	02-27-26	1-7 L	-	-	-	4-0-0-0	3-0-1-0	1-0-0-0
California Baptist	02-28-26	3-2 W	3-0-0-0	-	-	4-1-2-0	4-1-1-0	-
California Baptist	03-01-26	1-2 L	-	-	4-0-1-0	4-0-0-0	3-0-1-0	-
UMass Lowell	03-06-26	8-5 W	-	3-0-0-0	4-0-3-2	4-2-2-1	4-2-1-0	-
UMass Lowell	03-07-26	7-18 L	4-0-1-0	2-0-0-0	5-0-2-1	4-1-1-0	2-0-0-1	-
UMass Lowell	03-08-26	4-6 L	4-0-1-2	-	5-0-0-0	3-0-2-0	-	-
UMass Lowell	03-09-26	8-2 W	3-0-1-1	-	3-1-0-1	4-0-0-0	-	1-1-0-0
UC Riverside	03-13-26	3-7 L	4-0-0-0	-	-	4-0-2-0	-	-
UC Riverside	03-14-26	6-4 W	-	4-1-2-5	-	4-0-0-0	4-0-1-0	-
UC Riverside	03-15-26	5-6 L	-	3-0-1-1	-	3-0-1-1	2-2-1-0	-
Sacramento State	03-17-26	3-8 L	-	3-1-3-1	-	-	3-0-1-0	-
Santa Clara	03-20-26	2-1 W	-	4-0-0-0	3-0-1-0	3-0-1-0	2-0-0-0	-
Santa Clara	03-21-26	2-1 W	-	4-0-0-0	3-0-1-0	3-2-2-2	-	-
Santa Clara	03-22-26	6-5 W	-	1-1-0-0	4-0-1-1	4-1-1-0	-	-
Nevada	03-24-26	9-14 L	5-1-2-1	1-1-1-1	-	4-1-0-0	-	4-0-0-0
Seattle U	03-27-26	8-4 W	4-1-3-0	-	4-1-1-1	5-0-2-0	-	-
Seattle U	03-28-26	6-5 W	4-0-0-0	0-1-0-0	4-1-1-2	3-2-1-1	-	-
Seattle U	03-29-26	8-5 W	4-2-2-1	-	4-1-0-0	3-3-3-1	2-0-0-0	-
LMU (CA)	04-02-26	10-12 L	5-0-0-0	-	2-2-0-0	5-1-1-1	-	-
LMU (CA)	04-03-26	6-4 W	-	3-2-3-0	4-1-1-0	6-0-2-1	-	-
LMU (CA)	04-04-26	7-10 L	5-1-1-0	-	5-1-1-1	3-2-1-1	-	-

OPPONENT	DATE	SCORE	3 NAGY,	25 BURKE,	26 GARRISON,	29 DAVIS,	32 BUSBY,	33 HIROMOTO,
Western Illinois	02-13-26	2-0 W	-	3-0-1-0	5-0-1-0	3-0-0-0	-	-
Western Illinois	02-14-26	5-4 W	-	3-1-1-0	4-1-1-0	0-0-0-1	-	-
Western Illinois	02-14-26	10-6 W	5-1-1-0	5-0-1-0	3-1-0-0	4-2-2-4	-	-
UC Davis	02-18-26	1-2 L	-	3-0-1-0	4-1-1-0	4-0-1-0	-	-
San Jose State	02-20-26	7-6 W	2-0-0-0	7-0-4-2	5-2-1-1	4-1-0-1	-	-
San Jose State	02-21-26	3-7 L	-	4-0-1-0	5-1-1-0	1-0-0-0	-	-
San Jose State	02-22-26	9-3 W	-	2-0-0-1	5-1-1-3	4-1-2-0	-	-
California Baptist	02-26-26	2-16 L	2-0-0-0	3-0-0-0	3-0-0-0	3-0-1-1	-	1-0-0-0
California Baptist	02-27-26	1-7 L	-	2-0-1-0	2-0-1-0	3-0-0-0	-	-
California Baptist	02-28-26	3-2 W	3-0-1-0	3-0-1-2	3-1-1-0	-	-	-
California Baptist	03-01-26	1-2 L	-	4-1-1-1	2-0-0-0	4-0-1-0	-	-
UMass Lowell	03-06-26	8-5 W	-	4-1-1-1	-	5-1-1-2	-	-
UMass Lowell	03-07-26	7-18 L	-	4-0-1-0	-	4-1-1-1	1-0-1-1	-
UMass Lowell	03-08-26	4-6 L	-	1-0-0-0	3-0-0-0	1-0-0-0	-	-
UMass Lowell	03-09-26	8-2 W	-	-	3-2-2-0	-	-	-
UC Riverside	03-13-26	3-7 L	4-1-2-1	4-0-1-0	4-1-0-0	-	-	-
UC Riverside	03-14-26	6-4 W	3-2-1-0	-	4-1-2-0	-	-	-
UC Riverside	03-15-26	5-6 L	3-0-0-1	2-0-1-0	5-1-1-0	3-0-1-1	-	-
Sacramento State	03-17-26	3-8 L	3-0-0-1	4-0-0-0	4-0-0-0	2-1-0-0	4-1-1-0	1-0-0-0
Santa Clara	03-20-26	2-1 W	-	-	3-0-1-1	-	-	-
Santa Clara	03-21-26	2-1 W	3-0-0-0	3-0-0-0	3-0-0-0	1-0-0-0	-	-
Santa Clara	03-22-26	6-5 W	-	1-0-1-0	2-0-0-0	-	-	-
Nevada	03-24-26	9-14 L	1-0-1-0	4-2-1-3	-	-	-	1-0-0-0
Seattle U	03-27-26	8-4 W	-	-	4-1-1-0	4-0-0-1	-	-
Seattle U	03-28-26	6-5 W	-	5-0-1-0	3-2-2-2	-	-	-
Seattle U	03-29-26	8-5 W	2-0-0-0	4-0-0-1	3-0-0-0	-	-	-
LMU (CA)	04-02-26	10-12 L	2-0-0-0	-	4-1-3-3	1-0-0-0	-	-
LMU (CA)	04-03-26	6-4 W	1-0-0-0	4-0-0-0	6-0-0-1	-	-	-
LMU (CA)	04-04-26	7-10 L	4-0-1-2	2-1-1-0	3-0-0-1	-	-	-

OPPONENT	DATE	SCORE	4 BELLISIMO,	5 ESQUIVEL,	6 LEWIS,	7 LEWIS,	48 NYSTROM,	50 HARMON,
Western Illinois	02-13-26	2-0 W	-	4-0-2-1	1-1-0-0	-	4-0-1-0	-
Western Illinois	02-14-26	5-4 W	-	5-0-1-0	4-0-2-1	3-1-2-0	-	2-0-0-0
Western Illinois	02-14-26	10-6 W	1-0-0-0	2-1-0-0	-	-	2-1-1-3	1-0-0-0
UC Davis	02-18-26	1-2 L	-	4-0-0-0	3-0-0-0	3-0-0-0	-	-
San Jose State	02-20-26	7-6 W	-	5-0-0-0	1-0-0-0	4-1-0-0	-	1-0-0-0
San Jose State	02-21-26	3-7 L	-	3-0-1-1	4-0-1-0	-	2-0-0-0	-

AB-R-H-RBI BREAKDOWN

OPPONENT	DATE	SCORE		4 BELLISIMO,	5 ESQUIVEL,	6 LEWIS,	7 LEWIS,	48 NYSTROM,	50 HARMON,
San Jose State	02-22-26	9-3	W	-	4-0-2-2	2-1-0-0	-	1-0-0-0	3-1-3-1
California Baptist	02-26-26	2-16	L	1-0-0-0	2-1-0-0	-	0-0-0-0	1-0-0-0	4-0-0-0
California Baptist	02-27-26	1-7	L	-	4-0-1-0	2-0-0-0	1-0-0-0	3-0-1-1	1-1-1-0
California Baptist	02-28-26	3-2	W	-	3-0-0-0	-	3-0-0-0	-	3-0-0-0
California Baptist	03-01-26	1-2	L	1-0-1-0	4-0-0-0	-	-	2-0-0-0	-
UMass Lowell	03-06-26	8-5	W	-	5-1-4-1	-	4-0-1-0	-	-
UMass Lowell	03-07-26	7-18	L	1-0-0-0	5-1-3-0	2-0-1-0	-	2-1-1-3	4-2-2-0
UMass Lowell	03-08-26	4-6	L	1-0-0-0	2-0-1-0	3-1-1-2	-	2-1-1-0	5-1-1-0
UMass Lowell	03-09-26	8-2	W	-	4-2-2-0	3-0-0-1	4-0-0-1	-	3-1-2-1
UC Riverside	03-13-26	3-7	L	-	3-0-0-0	4-0-2-2	-	-	4-0-1-0
UC Riverside	03-14-26	6-4	W	-	4-0-0-0	-	-	4-1-1-0	1-1-0-0
UC Riverside	03-15-26	5-6	L	0-0-0-0	5-0-2-1	0-0-0-0	-	-	4-1-1-0
Sacramento State	03-17-26	3-8	L	-	4-0-1-1	4-0-0-0	1-0-0-0	-	-
Santa Clara	03-20-26	2-1	W	-	4-1-1-0	-	-	2-1-0-1	3-0-1-0
Santa Clara	03-21-26	2-1	W	-	4-0-1-0	-	-	-	4-0-0-0
Santa Clara	03-22-26	6-5	W	4-1-1-2	4-0-0-0	5-0-1-0	-	2-1-1-1	2-1-1-0
Nevada	03-24-26	9-14	L	5-0-1-1	4-3-2-1	2-0-0-0	5-1-2-1	3-0-1-1	-
Seattle U	03-27-26	8-4	W	-	4-1-2-3	4-2-2-2	-	-	3-0-2-1
Seattle U	03-28-26	6-5	W	1-0-0-0	5-0-1-0	4-0-0-1	-	3-0-1-0	4-0-0-0
Seattle U	03-29-26	8-5	W	-	5-1-2-1	-	-	2-0-2-1	3-1-2-2
LMU (CA)	04-02-26	10-12	L	-	4-2-2-0	3-0-0-0	-	4-1-2-3	4-1-2-1
LMU (CA)	04-03-26	6-4	W	-	5-0-2-0	3-1-2-2	-	4-1-0-0	5-1-2-1
LMU (CA)	04-04-26	7-10	L	-	5-0-1-0	-	-	5-1-4-1	3-1-1-1

OPPONENT	DATE	SCORE		83 RAMPPEN,
Western Illinois	02-13-26	2-0	W	4-1-1-0
Western Illinois	02-14-26	5-4	W	1-0-0-0
Western Illinois	02-14-26	10-6	W	4-1-0-1
UC Davis	02-18-26	1-2	L	1-0-0-0
San Jose State	02-20-26	7-6	W	4-1-1-0
San Jose State	02-21-26	3-7	L	4-1-1-0
San Jose State	02-22-26	9-3	W	1-0-0-0
California Baptist	02-26-26	2-16	L	2-0-0-0
California Baptist	02-27-26	1-7	L	3-0-0-0
California Baptist	02-28-26	3-2	W	-
California Baptist	03-01-26	1-2	L	3-0-0-0
UMass Lowell	03-06-26	8-5	W	3-1-1-0
UMass Lowell	03-07-26	7-18	L	-
UMass Lowell	03-08-26	4-6	L	4-1-2-0
UMass Lowell	03-09-26	8-2	W	4-1-2-2
UC Riverside	03-13-26	3-7	L	4-1-0-0
UC Riverside	03-14-26	6-4	W	4-0-0-0
UC Riverside	03-15-26	5-6	L	1-0-0-0
Sacramento State	03-17-26	3-8	L	-
Santa Clara	03-20-26	2-1	W	3-0-1-0
Santa Clara	03-21-26	2-1	W	1-0-1-0
Santa Clara	03-22-26	6-5	W	3-1-2-2
Nevada	03-24-26	9-14	L	-
Seattle U	03-27-26	8-4	W	5-2-2-0
Seattle U	03-28-26	6-5	W	-
Seattle U	03-29-26	8-5	W	-
LMU (CA)	04-02-26	10-12	L	5-2-2-2
LMU (CA)	04-03-26	6-4	W	-
LMU (CA)	04-04-26	7-10	L	2-0-1-0


San Francisco Baseball 2025-2026 Season

(As of Apr 5, 2026)

San Francisco IP-H-R-ER-BB-SO Breakdown

OPPONENT	DATE	SCORE		13 HOLZEMER,	14 WELLEN,	15 WHEELER,	16 VALDEZ,	17 GONZALES,	18 BACURA,
Western Illinois	02-13-26	2-0	W	-	-	-	-	-	-
Western Illinois	02-14-26	5-4	W	-	-	-	4-6-1-1-0-4	-	1-0-0-0-1-1
Western Illinois	02-14-26	10-6	W	0.1-0-0-0-0-0	-	1-0-1-1-2-1	-	2-1-0-0-1-4	-
UC Davis	02-18-26	1-2	L	1.2-2-0-0-0-1	1-1-0-0-1-0	-	-	2-0-0-0-2-3	1.1-0-0-0-2-2
San Jose State	02-20-26	7-6	W	-	-	0-2-3-3-1-0	-	-	1-0-0-0-1-2
San Jose State	02-21-26	3-7	L	-	1-1-1-1-0-1	-	4-3-3-3-3-5	-	-
San Jose State	02-22-26	9-3	W	0.2-1-0-0-1-0	-	-	-	2-1-0-0-1-0	0.2-1-0-0-0-1
California Baptist	02-26-26	2-16	L	-	-	2-2-1-1-2-3	-	-	-
California Baptist	02-27-26	1-7	L	1-2-2-0-0-1	1-1-0-0-0-2	-	-	-	-
California Baptist	02-28-26	3-2	W	-	-	-	-	1.1-4-2-2-1-0	1.2-2-0-0-0-1
California Baptist	03-01-26	1-2	L	-	-	-	5-3-2-1-1-5	-	-
UMass Lowell	03-06-26	8-5	W	1-0-0-0-0-1	-	-	-	-	1-0-0-0-1-1
UMass Lowell	03-07-26	7-18	L	-	2-2-1-1-0-3	1-2-3-0-1-2	-	-	-
UMass Lowell	03-08-26	4-6	L	1.1-0-0-0-2-1	-	-	-	2.2-3-4-3-2-2	-
UMass Lowell	03-09-26	8-2	W	-	-	-	6-3-2-2-2-2	-	1-1-0-0-1-0
UC Riverside	03-13-26	3-7	L	2-2-1-1-0-0	1-0-0-0-2-1	-	-	-	-
UC Riverside	03-14-26	6-4	W	-	-	-	-	-	-
UC Riverside	03-15-26	5-6	L	-	-	-	4-9-5-3-0-1	0-1-1-1-1-0	2-2-0-0-1-1
Sacramento State	03-17-26	3-8	L	-	0.2-3-4-4-2-0	1.2-3-0-0-0-2	-	-	-
Santa Clara	03-20-26	2-1	W	2-2-0-0-0-3	-	-	-	-	1-1-0-0-0-1
Santa Clara	03-21-26	2-1	W	-	-	-	-	-	-
Santa Clara	03-22-26	6-5	W	0.2-2-1-1-0-0	-	-	5-4-1-1-0-3	-	1-0-0-0-0-0
Nevada	03-24-26	9-14	L	-	0.1-1-4-4-3-0	1.1-1-0-0-0-0	-	2-2-1-1-1-0	-
Seattle U	03-27-26	8-4	W	2-1-0-0-2-2	-	-	-	-	-
Seattle U	03-28-26	6-5	W	-	-	1.1-1-1-1-3-1	-	-	2-1-1-1-2-2
Seattle U	03-29-26	8-5	W	1-2-0-0-0-1	-	-	4-3-3-1-2-2	-	-
LMU (CA)	04-02-26	10-12	L	-	-	-	-	-	0.2-2-2-2-0-1
LMU (CA)	04-03-26	6-4	W	1.2-1-0-0-1-0	-	-	-	-	-
LMU (CA)	04-04-26	7-10	L	1-1-0-0-0-0	-	2-1-0-0-1-2	3.1-7-5-4-2-2	0.2-3-4-4-1-1	-


OPPONENT	DATE	SCORE		20 LOCKHART,	23 CABRERA,	27 AMBORN,	28 ANDREAS,	32 BUSBY,	34 GOMEZ,
Western Illinois	02-13-26	2-0	W	-	-	-	-	-	-
Western Illinois	02-14-26	5-4	W	-	-	-	2.1-3-3-3-1-3	-	-
Western Illinois	02-14-26	10-6	W	3.2-2-3-2-1-5	-	-	-	-	1-1-2-2-2-1
UC Davis	02-18-26	1-2	L	-	-	1-0-0-0-2-1	-	-	-
San Jose State	02-20-26	7-6	W	-	-	-	2-1-1-1-1-1	-	-
San Jose State	02-21-26	3-7	L	-	-	2-2-1-0-0-2	-	-	-

statistical reporting provided by 

IP-H-R-ER-BB-SO BREAKDOWN

OPPONENT	DATE	SCORE		20 LOCKHART,	23 CABRERA,	27 AMBORN,	28 ANDREAS,	32 BUSBY,	34 GOMEZ,
San Jose State	02-22-26	9-3	W	4.1-3-2-2-2-2	-	-	-	-	-
California Baptist	02-26-26	2-16	L	-	1-4-3-3-1-0	2-5-4-4-0-1	1-3-3-3-1-1	1-1-0-0-1-0	1.1-2-3-3-2-1
California Baptist	02-27-26	1-7	L	-	-	-	-	-	-
California Baptist	02-28-26	3-2	W	4-1-0-0-5-3	-	-	-	-	-
California Baptist	03-01-26	1-2	L	-	-	-	-	-	-
UMass Lowell	03-06-26	8-5	W	-	-	-	-	-	-
UMass Lowell	03-07-26	7-18	L	0-2-5-4-3-0	1-3-2-2-0-1	3-2-1-1-1-0	1-2-1-1-1-1	-	-
UMass Lowell	03-08-26	4-6	L	-	-	-	-	-	-
UMass Lowell	03-09-26	8-2	W	-	-	-	-	-	-
UC Riverside	03-13-26	3-7	L	-	-	-	-	-	-
UC Riverside	03-14-26	6-4	W	4-1-2-2-3-3	-	-	-	-	-
UC Riverside	03-15-26	5-6	L	-	-	3-1-0-0-0-1	-	-	-
Sacramento State	03-17-26	3-8	L	-	-	-	1.1-0-0-0-0-2	1-1-3-3-2-1	1-0-1-1-2-1
Santa Clara	03-20-26	2-1	W	-	-	-	-	-	-
Santa Clara	03-21-26	2-1	W	5-3-0-0-2-3	-	-	-	-	-
Santa Clara	03-22-26	6-5	W	-	-	0.1-2-3-3-1-0	-	-	-
Nevada	03-24-26	9-14	L	-	-	1.1-2-1-1-0-0	0.1-3-3-3-1-0	1-1-0-0-1-0	0.1-2-2-2-0-0
Seattle U	03-27-26	8-4	W	-	-	-	-	-	-
Seattle U	03-28-26	6-5	W	4-4-2-2-3-5	-	0.2-1-0-0-0-0	-	-	-
Seattle U	03-29-26	8-5	W	-	-	-	-	-	-
LMU (CA)	04-02-26	10-12	L	-	-	1-1-2-2-0-1	-	-	-
LMU (CA)	04-03-26	6-4	W	4.1-3-4-3-2-8	-	-	-	-	-
LMU (CA)	04-04-26	7-10	L	-	-	-	-	-	-

OPPONENT	DATE	SCORE		35 YOVANOVICH,	36 BYHRE,	38 ROSSI,	39 GONZALEZ,	40 BARRETT,	52 HARWELL,
Western Illinois	02-13-26	2-0	W	-	-	-	-	5-3-0-0-1-5	-
Western Illinois	02-14-26	5-4	W	1.2-2-0-0-1-1	-	-	-	-	-
Western Illinois	02-14-26	10-6	W	-	-	-	1-0-0-0-0-0	-	-
UC Davis	02-18-26	1-2	L	-	-	1-2-2-2-0-0	1-1-0-0-0-2	-	-
San Jose State	02-20-26	7-6	W	4-0-1-1-3-5	-	-	-	6-8-1-1-0-5	-
San Jose State	02-21-26	3-7	L	-	-	-	-	-	1-2-2-2-0-0
San Jose State	02-22-26	9-3	W	-	-	-	1.1-0-1-0-1-2	-	-
California Baptist	02-26-26	2-16	L	-	-	0.2-3-2-2-1-0	-	-	-
California Baptist	02-27-26	1-7	L	-	-	-	-	5-9-5-4-0-6	2-0-0-0-2-1
California Baptist	02-28-26	3-2	W	2-1-0-0-0-1	-	-	-	-	-
California Baptist	03-01-26	1-2	L	-	-	-	1-0-0-0-0-1	-	-
UMass Lowell	03-06-26	8-5	W	1.1-3-2-2-0-1	-	-	-	5.2-6-3-3-2-3	-
UMass Lowell	03-07-26	7-18	L	-	-	0.2-3-1-1-0-1	-	-	0.1-5-4-4-0-0
UMass Lowell	03-08-26	4-6	L	-	-	-	1-3-0-0-1-1	-	-
UMass Lowell	03-09-26	8-2	W	2-1-0-0-0-4	-	-	-	-	-

statistical reporting provided by 

IP-H-R-ER-BB-SO BREAKDOWN

OPPONENT	DATE	SCORE		35 YOVANOVICH,	36 BYHRE,	38 ROSSI,	39 GONZALEZ,	40 BARRETT,	52 HARWELL,
UC Riverside	03-13-26	3-7	L	-	1-2-1-1-2-0	-	-	4-8-5-5-0-5	-
UC Riverside	03-14-26	6-4	W	1-0-0-0-1-1	-	-	1-2-1-1-0-0	-	-
UC Riverside	03-15-26	5-6	L	-	-	-	-	-	-
Sacramento State	03-17-26	3-8	L	-	1-1-0-0-0-2	1-0-0-0-0-1	1.1-2-0-0-0-1	-	-
Santa Clara	03-20-26	2-1	W	-	-	-	-	6-4-1-1-0-2	-
Santa Clara	03-21-26	2-1	W	1-0-0-0-0-1	-	-	-	-	-
Santa Clara	03-22-26	6-5	W	1-1-0-0-1-2	1-0-0-0-0-3	-	-	-	-
Nevada	03-24-26	9-14	L	-	-	0.1-1-3-3-1-0	1-0-0-0-1-0	-	-
Seattle U	03-27-26	8-4	W	1-0-0-0-0-1	2.2-0-0-0-0-2	-	-	3.1-4-4-4-2-7	-
Seattle U	03-28-26	6-5	W	-	-	-	2-1-1-1-0-2	-	-
Seattle U	03-29-26	8-5	W	1-0-0-0-0-2	-	-	-	-	-
LMU (CA)	04-02-26	10-12	L	-	0.1-2-5-5-0-1	-	0-2-3-3-1-0	6-4-0-0-2-10	-
LMU (CA)	04-03-26	6-4	W	1-0-0-0-0-0	-	-	-	-	-
LMU (CA)	04-04-26	7-10	L	1-1-1-1-0-3	-	-	-	-	-

OPPONENT	DATE	SCORE		9 POHORSKI,
Western Illinois	02-13-26	2-0	W	4-1-0-0-1-6
Western Illinois	02-14-26	5-4	W	-
Western Illinois	02-14-26	10-6	W	-
UC Davis	02-18-26	1-2	L	-
San Jose State	02-20-26	7-6	W	-
San Jose State	02-21-26	3-7	L	-
San Jose State	02-22-26	9-3	W	-
California Baptist	02-26-26	2-16	L	-
California Baptist	02-27-26	1-7	L	-
California Baptist	02-28-26	3-2	W	-
California Baptist	03-01-26	1-2	L	3-1-0-0-2-3
UMass Lowell	03-06-26	8-5	W	-
UMass Lowell	03-07-26	7-18	L	-
UMass Lowell	03-08-26	4-6	L	4-2-2-2-3-4
UMass Lowell	03-09-26	8-2	W	-
UC Riverside	03-13-26	3-7	L	-
UC Riverside	03-14-26	6-4	W	3-2-1-1-1-4
UC Riverside	03-15-26	5-6	L	-
Sacramento State	03-17-26	3-8	L	-
Santa Clara	03-20-26	2-1	W	-
Santa Clara	03-21-26	2-1	W	3-2-1-1-2-1
Santa Clara	03-22-26	6-5	W	-
Nevada	03-24-26	9-14	L	-
Seattle U	03-27-26	8-4	W	-
Seattle U	03-28-26	6-5	W	-
Seattle U	03-29-26	8-5	W	3-5-2-2-2-5
LMU (CA)	04-02-26	10-12	L	-
LMU (CA)	04-03-26	6-4	W	2-0-0-0-1-4
LMU (CA)	04-04-26	7-10	L	-


**San Francisco Baseball 2025 - 2026 Season**

(As of Apr 5, 2026)

**San Francisco PO-A-E Breakdown**

OPPONENT	DATE	SCORE	1 LANDRY,	11 HARRIES,	12 ROGERS,	13 HOLZEMER,	14 WELLEN,	15 WHEELER,	16 VALDEZ,	17 GONZALES,
Western Illinois	02-13-26	2-0 W	-	-	1-4-0	-	-	-	-	-
Western Illinois	02-14-26	5-4 W	-	-	3-2-0	-	-	-	0-1-0	-
Western Illinois	02-14-26	10-6 W	-	-	0-2-0	-	-	-	-	-
UC Davis	02-18-26	1-2 L	1-0-0	0-2-0	0-4-0	-	-	-	-	-
San Jose State	02-20-26	7-6 W	-	-	5-3-2	-	-	-	-	-
San Jose State	02-21-26	3-7 L	4-0-0	-	2-1-0	-	-	-	0-1-0	-
San Jose State	02-22-26	9-3 W	5-0-0	-	1-5-0	-	-	-	-	-
California Baptist	02-26-26	2-16 L	-	-	2-2-0	-	-	0-1-0	-	-
California Baptist	02-27-26	1-7 L	-	-	2-4-0	-	-	-	-	-
California Baptist	02-28-26	3-2 W	1-0-0	-	2-6-0	-	-	-	-	-
California Baptist	03-01-26	1-2 L	-	2-5-0	2-2-0	-	-	-	-	-
UMass Lowell	03-06-26	8-5 W	-	1-6-0	0-1-0	0-1-0	-	-	-	-
UMass Lowell	03-07-26	7-18 L	2-0-0	2-5-0	3-1-1	-	-	-	-	-
UMass Lowell	03-08-26	4-6 L	1-0-0	1-2-0	1-4-0	0-1-0	-	-	-	-
UMass Lowell	03-09-26	8-2 W	1-0-0	2-6-0	2-2-0	-	-	-	0-1-0	-
UC Riverside	03-13-26	3-7 L	1-0-0	-	1-3-0	0-1-0	-	-	-	-
UC Riverside	03-14-26	6-4 W	-	-	3-3-0	-	-	-	-	-
UC Riverside	03-15-26	5-6 L	-	-	2-7-0	-	-	-	1-0-0	-
Sacramento State	03-17-26	3-8 L	-	-	-	-	-	1-0-0	-	-
Santa Clara	03-20-26	2-1 W	-	0-1-0	2-0-1	-	-	-	-	-
Santa Clara	03-21-26	2-1 W	-	0-2-0	3-2-0	-	-	-	-	-
Santa Clara	03-22-26	6-5 W	-	1-1-0	1-3-0	0-1-0	-	-	-	-
Nevada	03-24-26	9-14 L	1-0-0	-	3-6-1	-	-	0-1-0	-	0-1-0
Seattle U	03-27-26	8-4 W	1-0-0	0-2-0	0-1-0	-	-	-	-	-
Seattle U	03-28-26	6-5 W	1-0-0	1-2-0	2-4-0	-	-	-	-	-
Seattle U	03-29-26	8-5 W	3-0-0	0-4-2	2-2-0	-	-	-	0-1-1	-
LMU (CA)	04-02-26	10-12 L	2-0-0	-	2-4-1	-	-	-	-	-
LMU (CA)	04-03-26	6-4 W	-	3-0-0	1-2-0	-	-	-	-	-
LMU (CA)	04-04-26	7-10 L	2-0-0	1-0-0	1-3-0	-	-	1-0-0	0-0-1	-


OPPONENT	DATE	SCORE	2 KALLINGER,	18 BACURA,	20 LOCKHART,	21 VASELL,	22 WALSH,	23 CABRERA,	24 JOHNSTON,	25 BURKE,
Western Illinois	02-13-26	2-0 W	-	-	-	1-2-0	-	-	-	7-1-0
Western Illinois	02-14-26	5-4 W	-	-	-	-	-	-	-	5-1-0
Western Illinois	02-14-26	10-6 W	-	-	1-0-0	2-0-1	-	-	-	4-1-0
UC Davis	02-18-26	1-2 L	-	-	-	0-1-0	-	-	-	10-1-0
San Jose State	02-20-26	7-6 W	-	-	-	-	-	-	-	8-1-0
San Jose State	02-21-26	3-7 L	-	-	-	0-1-1	-	-	-	7-0-0

statistical reporting provided by  stat**broadcast**

PO-A-E BREAKDOWN

OPPONENT	DATE	SCORE		2 KALLINGER,	18 BACURA,	20 LOCKHART,	21 VASELL,	22 WALSH,	23 CABRERA,	24 JOHNSTON,	25 BURKE,
San Jose State	02-22-26	9-3	W	-	-	-	1-0-0	-	-	-	8-0-1
California Baptist	02-26-26	2-16	L	1-0-0	-	-	2-1-0	0-2-0	-	-	-
California Baptist	02-27-26	1-7	L	-	-	-	1-0-0	2-2-0	-	-	3-0-1
California Baptist	02-28-26	3-2	W	-	0-1-0	-	0-1-0	-	-	-	4-0-0
California Baptist	03-01-26	1-2	L	-	-	-	1-2-0	-	-	-	8-0-0
UMass Lowell	03-06-26	8-5	W	3-0-0	-	-	1-2-1	-	-	-	11-1-0
UMass Lowell	03-07-26	7-18	L	1-0-0	-	-	1-2-2	-	-	-	7-1-1
UMass Lowell	03-08-26	4-6	L	-	-	-	-	-	-	-	-
UMass Lowell	03-09-26	8-2	W	-	-	-	-	-	-	-	-
UC Riverside	03-13-26	3-7	L	-	-	-	-	-	-	-	-
UC Riverside	03-14-26	6-4	W	-	-	-	2-3-0	-	-	-	-
UC Riverside	03-15-26	5-6	L	1-1-0	-	-	0-3-0	-	-	-	3-0-0
Sacramento State	03-17-26	3-8	L	1-0-0	-	-	1-0-0	-	-	-	11-0-0
Santa Clara	03-20-26	2-1	W	3-0-0	-	-	1-4-0	-	-	-	-
Santa Clara	03-21-26	2-1	W	2-0-0	-	2-1-0	-	-	-	-	-
Santa Clara	03-22-26	6-5	W	-	-	-	-	-	-	-	4-1-0
Nevada	03-24-26	9-14	L	-	-	-	-	1-1-0	-	-	0-1-0
Seattle U	03-27-26	8-4	W	-	-	-	-	-	-	-	-
Seattle U	03-28-26	6-5	W	-	-	-	-	-	-	-	10-1-0
Seattle U	03-29-26	8-5	W	-	-	-	2-3-0	-	-	-	9-2-0
LMU (CA)	04-02-26	10-12	L	-	-	-	-	-	-	-	-
LMU (CA)	04-03-26	6-4	W	-	-	2-0-0	-	-	-	-	11-1-0
LMU (CA)	04-04-26	7-10	L	-	-	-	-	-	-	-	6-0-0


OPPONENT	DATE	SCORE		3 NAGY,	26 GARRISON,	27 AMBORN,	28 ANDREAS,	29 DAVIS,	31 THIELEN,	32 BUSBY,	33 HIROMOTO,
Western Illinois	02-13-26	2-0	W	-	2-0-0	-	-	1-0-0	-	-	-
Western Illinois	02-14-26	5-4	W	-	1-0-0	-	-	-	-	-	-
Western Illinois	02-14-26	10-6	W	0-1-0	4-0-0	-	-	1-0-0	-	-	-
UC Davis	02-18-26	1-2	L	-	1-0-0	-	-	-	-	-	-
San Jose State	02-20-26	7-6	W	3-2-0	3-0-0	-	-	-	-	-	-
San Jose State	02-21-26	3-7	L	-	1-0-0	-	-	-	-	-	-
San Jose State	02-22-26	9-3	W	0-2-0	2-0-1	-	-	-	-	-	-
California Baptist	02-26-26	2-16	L	0-3-0	4-0-0	-	-	1-0-0	-	-	-
California Baptist	02-27-26	1-7	L	-	1-0-0	-	-	-	-	-	-
California Baptist	02-28-26	3-2	W	3-4-0	1-0-0	-	-	-	-	-	-
California Baptist	03-01-26	1-2	L	-	2-0-1	-	-	-	-	-	-
UMass Lowell	03-06-26	8-5	W	-	-	-	-	-	-	-	-
UMass Lowell	03-07-26	7-18	L	-	-	0-1-0	0-1-0	-	-	1-0-0	-
UMass Lowell	03-08-26	4-6	L	-	3-0-1	-	-	-	-	-	-
UMass Lowell	03-09-26	8-2	W	-	3-0-0	-	-	-	-	-	-

statistical reporting provided by 

PO-A-E BREAKDOWN

OPPONENT	DATE	SCORE		3 NAGY,	26 GARRISON,	27 AMBORN,	28 ANDREAS,	29 DAVIS,	31 THIELEN,	32 BUSBY,	33 HIROMOTO,
UC Riverside	03-13-26	3-7	L	0-2-0	1-0-0	-	-	-	-	-	-
UC Riverside	03-14-26	6-4	W	0-2-1	2-0-0	-	-	-	-	-	-
UC Riverside	03-15-26	5-6	L	1-3-1	2-0-0	0-1-0	-	-	-	-	-
Sacramento State	03-17-26	3-8	L	2-4-0	2-0-0	-	-	2-0-0	-	-	-
Santa Clara	03-20-26	2-1	W	-	3-0-0	-	-	-	-	-	-
Santa Clara	03-21-26	2-1	W	1-1-0	4-0-0	-	-	-	-	-	-
Santa Clara	03-22-26	6-5	W	-	3-0-0	-	-	-	-	-	-
Nevada	03-24-26	9-14	L	3-1-0	-	-	-	-	-	-	1-0-0
Seattle U	03-27-26	8-4	W	-	3-0-0	-	-	-	-	-	-
Seattle U	03-28-26	6-5	W	-	3-0-0	-	-	-	-	-	-
Seattle U	03-29-26	8-5	W	-	-	-	-	-	-	-	-
LMU (CA)	04-02-26	10-12	L	-	-	0-1-0	-	-	-	-	-
LMU (CA)	04-03-26	6-4	W	1-0-0	4-0-0	-	-	-	-	-	-
LMU (CA)	04-04-26	7-10	L	1-0-0	5-0-1	-	-	-	-	-	-

OPPONENT	DATE	SCORE		4 BELLISIMO,	34 GOMEZ,	35 YOVANOVICH,	36 BYHRE,	37 LUYBEN,	38 ROSSI,	39 GONZALEZ,	40 BARRETT,
Western Illinois	02-13-26	2-0	W	-	-	-	-	-	-	-	1-0-0
Western Illinois	02-14-26	5-4	W	-	-	1-0-0	-	-	-	-	-
Western Illinois	02-14-26	10-6	W	-	-	-	-	-	-	-	-
UC Davis	02-18-26	1-2	L	-	-	-	-	-	-	-	-
San Jose State	02-20-26	7-6	W	-	-	0-1-0	-	-	-	-	-
San Jose State	02-21-26	3-7	L	-	-	-	-	-	-	-	-
San Jose State	02-22-26	9-3	W	-	-	-	-	-	-	-	-
California Baptist	02-26-26	2-16	L	-	-	-	-	-	-	-	-
California Baptist	02-27-26	1-7	L	-	-	-	-	-	-	-	-
California Baptist	02-28-26	3-2	W	-	-	-	-	-	-	-	-
California Baptist	03-01-26	1-2	L	-	-	-	-	-	-	-	-
UMass Lowell	03-06-26	8-5	W	-	-	-	-	-	-	-	2-1-0
UMass Lowell	03-07-26	7-18	L	-	-	-	-	1-0-0	-	-	-
UMass Lowell	03-08-26	4-6	L	-	-	-	-	-	-	-	-
UMass Lowell	03-09-26	8-2	W	-	-	-	-	-	-	-	-
UC Riverside	03-13-26	3-7	L	-	-	-	-	-	-	-	0-2-1
UC Riverside	03-14-26	6-4	W	-	-	-	-	-	-	0-1-0	-
UC Riverside	03-15-26	5-6	L	-	-	-	-	-	-	-	-
Sacramento State	03-17-26	3-8	L	-	-	-	-	-	-	0-1-0	-
Santa Clara	03-20-26	2-1	W	-	-	-	-	-	-	-	2-2-0
Santa Clara	03-21-26	2-1	W	-	-	-	-	-	-	-	-
Santa Clara	03-22-26	6-5	W	-	-	-	-	-	-	-	-
Nevada	03-24-26	9-14	L	-	-	-	-	-	-	-	-
Seattle U	03-27-26	8-4	W	-	-	1-0-0	-	-	-	-	-

statistical reporting provided by 

PO-A-E BREAKDOWN

OPPONENT	DATE	SCORE		4 BELLISIMO,	34 GOMEZ,	35 YOVANOVICH,	36 BYHRE,	37 LUYBEN,	38 ROSSI,	39 GONZALEZ,	40 BARRETT,
Seattle U	03-28-26	6-5	W	-	-	-	-	-	-	0-1-0	-
Seattle U	03-29-26	8-5	W	-	-	-	-	-	-	-	-
LMU (CA)	04-02-26	10-12	L	-	-	-	-	-	-	-	-
LMU (CA)	04-03-26	6-4	W	-	-	-	-	-	-	-	-
LMU (CA)	04-04-26	7-10	L	-	-	-	-	-	-	-	-

OPPONENT	DATE	SCORE		5 ESQUIVEL,	6 LEWIS,	7 LEWIS,	8 NELSON,	9 POHORSKI,	48 NYSTROM,	50 HARMON,	52 HARWELL,	83 RAMPPEN,
Western Illinois	02-13-26	2-0	W	-	3-2-0	-	-	-	-	-	-	11-0-0
Western Illinois	02-14-26	5-4	W	-	3-1-0	5-0-0	-	-	-	5-1-0	-	4-0-0
Western Illinois	02-14-26	10-6	W	2-0-0	1-0-0	-	-	-	-	-	-	12-0-0
UC Davis	02-18-26	1-2	L	6-0-0	3-3-0	3-0-0	-	-	-	-	-	3-0-0
San Jose State	02-20-26	7-6	W	3-0-0	2-3-1	2-0-0	-	-	-	-	-	13-1-0
San Jose State	02-21-26	3-7	L	1-0-0	1-4-0	-	-	-	-	-	-	8-0-2
San Jose State	02-22-26	9-3	W	2-0-0	1-3-1	-	-	-	-	6-0-0	-	1-0-0
California Baptist	02-26-26	2-16	L	1-0-0	-	1-1-0	-	-	-	9-1-0	-	6-1-0
California Baptist	02-27-26	1-7	L	2-0-0	0-0-1	-	-	-	4-0-0	2-0-0	-	10-3-0
California Baptist	02-28-26	3-2	W	-	-	2-0-0	-	-	-	12-0-0	-	2-1-0
California Baptist	03-01-26	1-2	L	2-0-0	-	-	-	0-1-0	1-0-0	-	-	9-2-0
UMass Lowell	03-06-26	8-5	W	-	-	3-0-0	-	-	-	-	-	6-1-0
UMass Lowell	03-07-26	7-18	L	1-0-0	-	-	-	-	0-1-0	8-0-0	-	-
UMass Lowell	03-08-26	4-6	L	2-0-0	2-1-0	-	-	1-0-0	-	8-1-0	-	8-1-1
UMass Lowell	03-09-26	8-2	W	14-0-0	-	2-0-0	-	-	-	-	-	3-4-0
UC Riverside	03-13-26	3-7	L	0-1-0	3-3-0	-	-	-	-	9-2-0	-	9-0-0
UC Riverside	03-14-26	6-4	W	3-0-0	-	-	-	0-1-0	-	9-0-0	-	8-2-0
UC Riverside	03-15-26	5-6	L	3-0-0	-	-	-	-	-	12-1-0	-	2-0-0
Sacramento State	03-17-26	3-8	L	6-1-0	1-0-1	-	-	-	-	-	-	-
Santa Clara	03-20-26	2-1	W	1-0-0	-	-	-	-	-	9-2-0	-	6-1-0
Santa Clara	03-21-26	2-1	W	2-0-0	-	-	-	-	-	8-1-0	-	5-0-0
Santa Clara	03-22-26	6-5	W	-	1-6-0	-	-	-	1-0-0	13-0-0	-	3-1-0
Nevada	03-24-26	9-14	L	9-0-0	2-2-0	2-0-0	-	-	2-0-0	-	-	-
Seattle U	03-27-26	8-4	W	-	2-2-2	-	-	-	-	8-1-0	-	12-1-0
Seattle U	03-28-26	6-5	W	-	2-3-0	-	-	-	-	11-0-1	-	-
Seattle U	03-29-26	8-5	W	-	-	-	-	1-0-0	-	10-0-0	-	-
LMU (CA)	04-02-26	10-12	L	2-0-0	-	-	-	-	-	5-0-0	-	13-0-0
LMU (CA)	04-03-26	6-4	W	2-0-0	1-1-1	-	-	-	-	2-0-0	-	-
LMU (CA)	04-04-26	7-10	L	2-0-0	-	-	-	-	-	3-1-0	-	2-1-0