



# SAN FRANCISCO BASEBALL GAME NOTES

Assistant Director of Athletic Communications: Henry Golden | Email: hgolden@usfca.edu | Cell: (518) 530-7767 | X: @sfdonsbaseball | Instagram: @sfdonsbaseball | Facebook: @universityof.sanfrancisco.baseball

Season Series #10/Road Series #4

San Francisco at Portland | Friday, Apr. 17 - Sunday, Apr. 19 | Portland, Ore. | Joe Etzel Field | ESPN+

## SCHEDULE/RESULTS

OVERALL 18-16 | WCC: 9-3 | HOME: 15-9 | ROAD 3-7 | NEUTRAL 0-0

### FEBRUARY (6-4)

Feb. 13	WESTERN ILLINOIS	ESPN+	W, 2-0
Feb. 14	WESTERN ILLINOIS (DH)	ESPN+	W, 5-4
Feb. 14	WESTERN ILLINOIS (DH)	ESPN+	W, 10-6
Feb. 18	UC DAVIS	ESPN+	L, 2-1
Feb. 20	at San Jose State	MW Network	W, 7-6 (13)
Feb. 21	at San Jose State	MW Network	L, 7-3
Feb. 22	SAN JOSE STATE	ESPN+	W, 9-3
Feb. 26	CALIFORNIA BAPTIST	ESPN+	L, 16-2
Feb. 27	CALIFORNIA BAPTIST	ESPN+	L, 7-1
Feb. 28	CALIFORNIA BAPTIST	ESPN+	W, 3-2

### MARCH (9-7)

Mar. 1	CALIFORNIA BAPTIST	ESPN+	L, 2-1
Mar. 6	UMASS LOWELL	ESPN+	W, 8-5
Mar. 7	UMASS LOWELL	ESPN+	L, 18-7
Mar. 8	UMASS LOWELL	ESPN+	L, 6-4
Mar. 9	UMASS LOWELL	ESPN+	W, 8-2
Mar. 13	at UC Riverside	--	L, 7-3
Mar. 14	at UC Riverside	--	W, 6-4
Mar. 15	at UC Riverside	--	L, 6-5 (10)
Mar. 17	SACRAMENTO STATE	ESPN+	L, 8-3
Mar. 20	SANTA CLARA*	ESPN+	W, 2-1
Mar. 21	SANTA CLARA*	ESPN+	W, 2-1
Mar. 22	SANTA CLARA*	ESPN+	W, 6-5
Mar. 24	at Nevada	MW Network	L, 14-9
Mar. 27	SEATTLE U*	ESPN+	W, 8-4
Mar. 28	SEATTLE U*	ESPN+	W, 6-5 (10)
Mar. 29	SEATTLE U*	ESPN+	W, 8-5
Mar. 31	at UC Davis	ESPN+	Canceled

### APRIL (3-5)

Apr. 2	at LMU*	ESPN+	L, 12-10
Apr. 3	at LMU*	ESPN+	W, 6-4
Apr. 4	at LMU*	ESPN+	L, 10-7
Apr. 6	CALIFORNIA	ESPN+	L, 8-0
Apr. 10	SAN DIEGO*	ESPN+	L, 9-2
Apr. 11	SAN DIEGO*	ESPN+	W, 7-5
Apr. 12	SAN DIEGO*	ESPN+	W, 6-1
Apr. 14	at Sacramento State	ESPN+	L, 12-2 (7)
Apr. 17	at Portland*	ESPN+	6:00 p.m.
Apr. 18	at Portland*	ESPN+	3:00 p.m.
Apr. 19	at Portland*	ESPN+	1:00 p.m.
Apr. 21	at California	ACCNX	6:00 p.m.
Apr. 24	PACIFIC*	ESPN+	2:00 p.m.
Apr. 25	PACIFIC*	ESPN+	1:00 p.m.
Apr. 26	PACIFIC*	ESPN+	1:00 p.m.
Apr. 28	SAN JOSE STATE	ESPN+	2:00 p.m.

### MAY (0-0)

May 1	at Pepperdine*	ESPN+	3:00 p.m.
May 2	at Pepperdine*	ESPN+	3:00 p.m.
May 3	at Pepperdine*	ESPN+	3:00 p.m.
May 6	at Stanford	ACCNX	6:00 p.m.
May 8	GONZAGA*	ESPN+	2:00 p.m.
May 9	GONZAGA*	ESPN+	1:00 p.m.
May 10	GONZAGA*	ESPN+	1:00 p.m.
May 14	at Saint Mary's*	ESPN+	6:00 p.m.
May 15	at Saint Mary's*	ESPN+	6:00 p.m.
May 16	at Saint Mary's*	ESPN+	1:00 p.m.
May 20-23	WCC Championship^	ESPN+	TBA

Home games in CAPS

\* Denotes West Coast Conference contest

^ Denotes West Coast Conference Championship

## SERIES INFORMATION



### SAN FRANCISCO (18-16, 9-3 WCC)

Head Coach: Rob DiToma (Fourth Season)  
Record at San Francisco: 83-109 (.432)  
Career Record: 120-176 (.405)  
Program H2H Record vs. POR: 69-39  
Streak vs. POR: W2



### PORTLAND (20-14, 6-6 WCC)

Head Coach: Geoff Loomis (11th Season)  
Record at Portland: 253-274-1 (.480)  
Career Record: 578-471-3 (.551)  
Program H2H Record vs. USF: 39-69  
Streak vs. USF: L2

## PROBABLE STARTING PITCHERS

Friday	ERA	WHIP	W-L	APP-GS	CG	SHO	SV	IP	H	R	ER	BB	SO
USF - Gabriel Barrett	4.27	1.38	1-3	9-9	0	0-1	0	46.1	57	23	22	7	48
POR - Will Labonte	2.23	1.22	3-1	9-8	0	0-1	0	48.1	41	12	12	18	42

Saturday	ERA	WHIP	W-L	APP-GS	CG	SHO	SV	IP	H	R	ER	BB	SO
USF - Gauge Lockhart	5.24	1.43	1-1	9-9	0	0-0	0	34.1	24	23	20	25	33
POR - Trey Newmann	5.36	1.51	2-4	12-7	0	0-0	2	40.1	51	27	24	10	42

Sunday	ERA	WHIP	W-L	APP-GS	CG	SHO	SV	IP	H	R	ER	BB	SO
USF - Adrian Valdez	3.79	1.34	3-2	9-9	0	0-0	0	40.1	44	23	17	10	25
POR - Trey Swygart	3.07	1.30	3-0	9-1	0	0-0	1	29.1	29	15	10	9	31

## SERIES FINALE STARTING LINEUP VS. SAN DIEGO (APRIL 12, 2026)

No.	Names	AVG	OPS	GP-GS	AB	R	H	2B	3B	HR	RBI	TB	BB	SO
6.	Jared Lewis	.222	.661	24-21	63	8	14	2	0	1	12	19	13	22
12.	TJ Rogers	.284	1.015	31-31	116	26	33	9	0	9	16	69	22	40
50.	Trevor Harmon	.321	.890	25-22	78	15	25	3	0	2	9	34	13	18
5.	Eddison Esquivel	.277	.755	34-34	130	17	36	10	0	0	12	46	19	36
25.	Brendan Burke	.256	.687	27-23	90	7	23	4	0	2	13	33	7	41
11.	Tyler Harries	.243	.711	20-20	74	10	18	3	0	1	12	24	13	17
1.	Isaiah Landry	.229	.751	20-19	70	9	16	7	1	2	10	31	4	20
26.	Jayden Garrison	.194	.679	30-30	108	18	21	7	1	3	13	39	17	41
2.	Myles Kallinger	.306	.894	17-9	36	8	11	3	1	1	8	19	4	10

## LEADING OFF

### LAST TIME OUT:

The University of San Francisco baseball team (18-16, 9-3) heads to the Rose City this weekend to take on Portland (20-14, 6-6) in a three-game West Coast Conference series on Friday, Apr. 17 - Sunday, Apr. 19, at Joe Etzel Field.

San Francisco heads into the weekend following a 12-2 loss at Sacramento State on Tuesday, Apr. 14. Jordan Lewis, Jackson Nystrom, and Tino Vasell each recorded a hit, with Lewis and Nystrom scoring the Dons' lone runs in the top of the first inning. Out of the bullpen, Chris Byhre and Alex Gomez combined for two scoreless innings while allowing just two hits and striking out two.

### THE STARTING PITCHERS:

Gabriel Barrett gets the ball on Friday, bringing a team-high 48 strikeouts into the matchup. The right-hander is coming off a loss against San Diego, where he worked 5.1 innings and struck out five. In nine appearances on the mound this season, Barrett paces the program in innings pitched (46.1), walks allowed among starters (seven), and strikeouts (48).

Gauge Lockhart takes over on Saturday for his 10th start of the season. Against San Diego, he logged five innings and punched out four. In nine appearances, Lockhart has accumulated a 5.24 earned run average with 33 strikeouts in 34.1 innings pitched. He leads all qualified pitchers on the team this season in batting average against at .200.

The Dons turn to Adrian Valdez on Sunday for his 10th appearance and start. Fresh off his third win, Valdez turned in five strong innings against San Diego, surrendering just one run on

six hits. His 3.79 earned run average leads the team and ranks him sixth in the conference.

### BACURA LOCKED IT DOWN:

Nick Bacura turned in a dominant weekend to earn Rawlings West Coast Conference Pitcher of the Week honors. The closer closed out the Toreros in back-to-back games, tossing two scoreless innings with four strikeouts, recording his seventh save of the season to give him the top spot in the conference. He set the tone on Saturday, striking out the final two batters in the ninth, then came back in the series finale to strike out two more and seal the victory, giving San Francisco its first series win over San Diego since 2022. Through 14 appearances this season, Bacura has been dominant out of the bullpen, posting a 1.65 earned run average, allowing just three runs across 16.1 innings, the best mark in the WCC among pitchers with at least two saves.

### SCOUTING THE PILOTS:

Portland hosts San Francisco this weekend following a 9-3 loss to Washington State on Monday, April 13.

Cole Katayama-Stall has been a key bat for Portland, tying for the conference lead with nine home runs while adding 28 RBI on the season. In Sunday's loss to Gonzaga, Katayama-Stall hit his ninth long ball, his fifth in WCC play, matching his total from last season. With 18 career home runs as a sophomore, Katayama-Stall ranks in the top 20 all-time at Portland and has reached base in 20 straight games, the longest streak on the team.

Will Labonte anchors the pitching staff with a 2.23 ERA, which ranks second in the conference. In 48.1 innings pitched, he leads the team with 42 strikeouts while allowing just 12 earned runs and 41 hits.



**#1 Isaiah Landry**  
5-9 | OF | Junior  
Richmond, Calif.



**#2 Myles Kallinger**  
5-8 | OF | Junior  
Agoura Hills, Calif.



**#3 Zach Nagy**  
6-2 | INF | Freshman  
Simi Valley, Calif.



**#4 Matteo Bellissimo**  
6-3 | INF | Senior  
Mill Valley, Calif.



**#5 Edison Esquivel**  
6-0 | OF/DH | Sophomore  
Englewood, Colo.



**#6 Jared Lewis**  
5-11 | INF | Junior  
Roseville, Calif.



**#7 Jordan Lewis**  
5-10 | OF | Senior  
Roseville, Calif.



**#8 Magnus Nelson**  
6-2 | RHP | Junior  
Austin, Texas




**#9 Quentin Pohorski**  
6-5 | RHP | Graduate  
San Jose, Calif.



**#11 Tyler Harries**  
6-8 | INF | Senior  
Federal Way, Wash.



**#12 TJ Rogers**  
6-2 | INF | Graduate  
Sparks, Nev.



**#13 Hunter Holzemer**  
5-11 | LHP | Senior  
Highlands Ranch, Colo.



**#14 Braden Wellen**  
6-3 | RHP | Senior  
Aliso Viejo, Calif.



**#15 Paul Wheeler**  
5-11 | LHP | Sophomore  
Los Altos, Calif.



**#16 Adrian Valdez**  
6-2 | RHP | Junior  
Newark, Calif.



**#17 Thomas Gonzales**  
5-10 | RHP | Freshman  
Laguna Beach, Calif.



**#18 Nick Bacura**  
5-10 | RHP | Graduate  
Manhattan Beach, Calif.



**#20 Gauge Lockhart**  
6-4 | RHP | Graduate  
Delta, Colo.



**#21 Tino Vasell**  
5-10 | INF | Freshman  
Pleasant Hill, Calif.



**#22 Nick Walsh**  
6-0 | INF | Senior  
Pleasanton, Calif.



**#23 AC Cabrera**  
5-10 | RHP | Senior  
Morgan Hill, Calif.



**#24 Garrett Johnston**  
6-4 | RHP | Junior  
Trabuco Canyon, Calif.



**#25 Brendan Burke**  
6-0 | C | Sophomore  
Phoenix, Ariz.



**#26 Jayden Garrison**  
5-11 | OF | Freshman  
Phoenix, Ariz.



**#27 Cal Amborn**  
6-4 | RHP | RS-Junior  
Larkspur, Calif.



**#28 Jake Andreas**  
6-3 | RHP | Freshman  
Saint George, Utah



**#29 Wyatt Davis**  
6-2 | OF | Junior  
Petaluma, Calif.



**#31 Jackson Thielens**  
6-2 | LHP | Graduate  
Eden Prairie, Minn.




**#32 Trevor Busby**  
6-4 | INF/RHP | Freshman  
Yucaipa, Calif.



**#33 Jake Hiromoto**  
6-2 | INF | Freshman  
Honolulu, Hawaii



**#34 Alex Gomez**  
6-2 | INF | Junior  
San Leandro, Calif.



**#35 Kai Yovanovich**  
6-3 | RHP | Senior  
Richmond, Calif.




**#36 Chris Byhre**  
6-0 | RHP | Graduate  
Waukesha, Wis.



**#37 Brady Luyben**  
5-10 | C | Freshman  
Murrieta, Calif.



**#38 Gino Rossi**  
6-2 | RHP | Junior  
Pinole, Calif.



**#39 Alan Gonzalez**  
6-2 | RHP | Freshman  
Salinas, Calif.




**#40 Gabriel Barrett**  
6-0 | RHP | Senior  
Mountain View, Calif.



**#48 Jackson Nystrom**  
6-3 | OF | Senior  
Livermore, Calif.



**#50 Trevor Harmon**  
6-2 | INF | Junior  
Pleasanton, Calif.



**#52 Wesley Harwell**  
6-3 | RHP | Sophomore  
Mountain View, Calif.



**#83 Zack Ramppen**  
5-9 | C | Senior  
New Canaan, Conn.



**Rob DiToma**  
Head Coach  
Fourth Season



**Erik Supplee**  
Assistant Coach  
Fourth Season



**Jon Garvey**  
Assistant Coach  
Second Season



**Cameron Rowland**  
Assistant Coach  
First Season



**Eric Ma**  
Director of Pitching Dev.  
Second Season



**Tyler McPherson**  
Director of Recruiting  
First Season



**Matt Woods**  
Director of Operations  
Second Season

2026 SAN FRANCISCO BASEBALL ROSTER

NUMERICAL

No.	Name	Pos.	Ht.	Wt.	B/T	Yr.	Hometown/Previous Team
1	Isaiah Landry	OF	5-9	170	R/R	Jr.	Richmond, Calif./Alabama State
2	Myles Kallinger	OF	5-8	170	R/R	Jr.	Agoura Hills, Calif./Agoura HS
3	Zach Nagy	INF	6-2	185	R/R	Fr.	Simi Valley, Calif./Royal HS
4	Matteo Bellissimo	INF	6-3	205	R/R	Fr.	Mill Valley, Calif./College of Marin
5	Eddison Esquivel	OF/DH	6-0	210	L/L	So.	Englewood, Colo./Cherry Creek HS
6	Jared Lewis	INF	5-11	190	S/R	Jr.	Roseville, Calif./Santa Clara/SJSU
7	Jordan Lewis	OF	5-10	190	R/R	Sr.	Roseville, Calif./Santa Clara
8	Magnus Nelson	RHP	6-2	200	R/R	Jr.	Austin, Texas/Westlake HS
9	Quentin Pohorski	RHP	6-5	235	R/R	Gr.	San Jose, Calif./West Valley
11	Tyler Harries	INF	6-1	210	R/R	Gr.	Federal Way, Wash./Centralia
12	TJ Rogers	INF	6-2	195	R/R	Gr.	Sparks, Nev./Austin Peay
13	Hunter Holzemer	LHP	5-11	180	L/L	Jr.	Highlands Ranch, Colo./Thunder Ridge HS
14	Braden Wellen	RHP	6-3	203	R/R	Jr.	Aliso Viejo, Calif./Golden West
15	Paul Wheeler	LHP	5-11	180	L/L	Sr.	Los Altos, Calif./UC Santa Barbara
16	Adrian Valdez	RHP	6-2	195	R/R	So.	Newark, Calif./West Valley
17	Thomas Gonzales	RHP	5-10	185	R/R	Jr.	Laguna Beach, Calif./Laguna Beach HS
18	Nick Bacura	RHP	5-10	220	R/R	Gr.	Manhattan Beach, Calif./Santa Clara/SF State
20	Gauge Lockhart	RHP	6-4	215	R/R	Gr.	Delta, Colo./Brown/Colorado Mesa
21	Tino Vasell	INF	5-10	180	L/R	Fr.	Pleasant Hill, Calif./College Park HS
22	Nick Walsh	INF	6-0	190	S/R	Fr.	Pleasanton, Calif./Chabot
23	AC Cabrera	RHP	6-0	225	R/R	Sr.	Morgan Hill, Calif./Archbishop Mitty HS
24	Garrett Johnston	RHP	6-4	225	R/R	Fr.	Trabuco Canyon, Calif./Orange Coast
25	Brendan Burke	C	6-0	205	R/R	So.	Phoenix, Ariz./Desert Vista HS
26	Jayden Garrison	OF	5-11	185	R/R	Fr.	Phoenix, Ariz./Desert Vista HS
27	Cal Amborn	RHP	6-4	210	R/R	RS-Jr.	Larkspur, Calif./Archie Williams HS
28	Jake Andreas	RHP	6-3	205	R/R	Fr.	Saint George, Utah/Dixie HS
29	Wyatt Davis	OF	6-2	205	L/R	Jr.	Petaluma, Calif./College of Marin
31	Jackson Thielen	LHP	6-2	190	L/L	Gr.	Eden Prairie, Minn./Gustavus Adolphus
32	Trevor Busby	INF/RHP	6-2	215	L/R	Fr.	Yucaipa, Calif./Yucaipa HS
33	Jake Hiromoto	INF	6-2	200	R/R	Fr.	Honolulu, Hawaii/Punahou HS
34	Alex Gomez	RHP	6-2	220	R/R	Jr.	San Leandro, Calif./Laney
35	Kai Yovanovich	RHP	6-3	215	R/R	Gr.	Richmond, Calif./Laney
36	Chris Byhre	RHP	6-0	205	R/R	Gr.	Waukesha, Wis./Omaha/Madison/Eastern Ky.
37	Brady Luyben	C	5-10	195	R/R	Fr.	Murrieta, Calif./Vista Murrieta HS
38	Gino Rossi	RHP	6-3	205	R/R	Fr.	Pinole, Calif./College of San Mateo
39	Alan Gonzalez	RHP	6-2	210	R/R	Fr.	Salinas, Calif./Palma HS
40	Gabriel Barrett	RHP	6-0	210	R/R	Sr.	Mountain View, Calif./Mountain View HS
48	Jackson Nystrom	OF	5-11	195	R/R	RS-So.	Livermore, Calif./Ohlone
50	Trevor Harmon	INF	6-2	205	R/R	Jr.	Pleasanton, Calif./Foothill HS
52	Wesley Harwell	RHP	6-3	195	R/R	So.	Mountain View, Calif./Mountain View HS
83	Zack Ramppen	C	5-9	200	R/R	Sr.	New Canaan, Conn./West Virginia

ALPHABETICAL

No.	Name	Pos.
27	Cal Amborn	RHP
28	Jake Andreas	RHP
18	Nick Bacura	RHP
40	Gabriel Barrett	RHP
4	Matteo Bellissimo	INF
25	Brendan Burke	C
32	Trevor Busby	INF/RHP
36	Chris Byhre	RHP
23	AC Cabrera	RHP
29	Wyatt Davis	OF
5	Eddison Esquivel	OF/DH
26	Jayden Garrison	OF
34	Alex Gomez	RHP
17	Thomas Gonzales	RHP
39	Alan Gonzalez	RHP
50	Trevor Harmon	INF
11	Tyler Harries	INF
52	Wesley Harwell	RHP
33	Jake Hiromoto	INF
13	Hunter Holzemer	LHP
24	Garrett Johnston	RHP
2	Myles Kallinger	OF
1	Isaiah Landry	OF
6	Jordan Lewis	INF
7	Jared Lewis	OF
20	Gauge Lockhart	RHP
37	Brady Luyben	C
3	Zach Nagy	INF
8	Magnus Nelson	RHP
48	Jackson Nystrom	OF
9	Quentin Pohorski	RHP
83	Zack Ramppen	C
12	TJ Rogers	INF
38	Gino Rossi	RHP
31	Jackson Thielen	LHP
16	Adrian Valdez	RHP
21	Tino Vasell	INF
22	Nick Walsh	INF
14	Braden Wellen	RHP
15	Paul Wheeler	LHP
35	Kai Yovanovich	RHP

COACHING STAFF:

Head Coach: Rob DiToma (Fourth Season, Mercy '05)  
 Assistant Coaches: Erik Suplee (Fourth Season), Jon Garvey (Second Season), Cameron Rowland (First Season)  
 Director of Pitching Development and Analytics: Eric Ma (Second Season)  
 Director of Recruiting: Tyler McPherson (First Season)  
 Director of Operations: Matt Woods (Second Season)

PRONUNCIATION GUIDE

PLAYERS

2.	Myles Kallinger	.....	Miles Cal-en-jer
4.	Matteo Bellissimo	.....	Mah-tay-oh Belliss-ee-moh
9.	Quentin Pohorski	.....	Puh-hor-skee
11.	Tyler Harries	.....	Hair-eez
13.	Hunter Holzemer	.....	Holez-mur
14.	Braden Wellen	.....	BRAY-den Well-en
18.	Nick Bacura	.....	BAH-kerr-AH
20.	Gauge Lockhart	.....	Gage
21.	Tino Vasell	.....	Vah-sell
28.	Jake Andreas	.....	An-DREE-ahs
31.	Jackson Thielen	.....	THEE-len
32.	Trevor Busby	.....	Buzz-BEE
33.	Jake Hiromoto	.....	Hear-ah-MOH-toe
35.	Kai Yovanovich	.....	Yo-von-oh-vitch
36.	Chris Byhre	.....	Bye-REE
37.	Brady Luyben	.....	LIE-ben
38.	Gino Rossi	.....	GEE-no ROSS-ee
48.	Jackson Nystrom	.....	Nigh-strum
52.	Wesley Harwell	.....	Wes-lee Har-well
83.	Zack Ramppen	.....	Ramp-en



Audible pronunciations are available at [usfdons.com/sports/baseball/roster](https://usfdons.com/sports/baseball/roster) or by scanning the QR code.

COACHES/STAFF

Rob DiToma	.....	Deh-TOE-mah
Erik Suplee	.....	Soo-PLIE
Jon Garvey	.....	Garr-VEE

BY STATE

<b>ARIZONA</b>		
Brendan Burke	.....	Phoenix
Jayden Garrison	.....	Phoenix
<b>CALIFORNIA</b>		
Cal Amborn	.....	Larkspur
Nick Bacura	.....	Manhattan Beach
Gabriel Barrett	.....	Mountain View
Matteo Bellissimo	.....	Mill Valley
Trevor Busby	.....	Yucaipa
AC Cabrera	.....	Morgan Hill
Wyatt Davis	.....	Petaluma
Alex Gomez	.....	San Leandro
Thomas Gonzales	.....	Laguna Beach
Alan Gonzalez	.....	Salinas
Trevor Harmon	.....	Pleasanton
Wesley Harwell	.....	Mountain View
Garrett Johnston	.....	Trabuco Canyon
Myles Kallinger	.....	Agoura Hills
Isaiah Landry	.....	Richmond
Jared Lewis	.....	Roseville
Jordan Lewis	.....	Roseville
Brady Luyben	.....	Murrieta
Zach Nagy	.....	Simi Valley
Jackson Nystrom	.....	Livermore
Quentin Pohorski	.....	San Jose
Gino Rossi	.....	Pinole
Adrian Valdez	.....	Newark
Tino Vasell	.....	Pleasant Hill
Nick Walsh	.....	Pleasanton
<b>CONNECTICUT</b>		
Zack Ramppen	.....	New Canaan
<b>NEVADA</b>		
TJ Rogers	.....	Sparks
<b>TEXAS</b>		
Magnus Nelson	.....	Austin
<b>HAWAII</b>		
Jake Hiromoto	.....	Honolulu
<b>MINNESOTA</b>		
Jackson Thielen	.....	Eden Prairie
<b>WASHINGTON</b>		
Tyler Harries	.....	Federal Way
<b>WISCONSIN</b>		
Chris Byhre	.....	Waukesha
<b>UTAH</b>		
Jake Andreas	.....	Saint George

BY CLASSIFICATION

<b>GRADUATE STUDENTS (7)</b>		
Nick Bacura	.....	RHP
Chris Byhre	.....	RHP
Quentin Pohorski	.....	RHP
TJ Rogers	.....	INF
Gauge Lockhart	.....	RHP
Jackson Thielen	.....	LHP
Kai Yovanovich	.....	RHP
<b>SENIORS (8)</b>		
Matteo Bellissimo	.....	INF
Jordan Lewis	.....	OF
Tyler Harries	.....	INF
Hunter Holzemer	.....	LHP
Nick Walsh	.....	INF
AC Cabrera	.....	RHP
Gabriel Barrett	.....	RHP
Zack Ramppen	.....	C
<b>JUNIORS (12)</b>		
Isaiah Landry	.....	OF
Myles Kallinger	.....	OF
Jared Lewis	.....	INF
Magnus Nelson	.....	RHP
Braden Wellen	.....	RHP
Adrian Valdez	.....	RHP
Garrett Johnston	.....	RHP
<b>FRESHMAN (9)</b>		
Zach Nagy	.....	INF
Thomas Gonzales	.....	RHP
Tino Vasell	.....	INF
Jayden Garrison	.....	OF
Jake Andreas	.....	RHP
Trevor Busby	.....	INF/RHP
Jake Hiromoto	.....	INF
Brady Luyben	.....	INF
Alan Gonzalez	.....	RHP
<b>SOPHOMORES (5)</b>		
Eddison Esquivel	.....	DH/OF
Paul Wheeler	.....	LHP
Brendan Burke	.....	C
Wesley Harwell	.....	RHP
Jackson Nystrom	.....	OF



# ROB DITOMA

HEAD COACH | FOURTH SEASON AT SAN FRANCISCO | SEVENTH OVERALL

## CAREER HIGHLIGHTS AT SAN FRANCISCO:

Rob DiToma was named the fifth head coach of the University of San Francisco baseball program on June 15, 2022, after spending the previous three seasons at FDU, where he was head coach of the Knights since June 2019.

San Francisco finished the 2025 season with a 26-30 record and posted nine conference victories as DiToma led the program to its first West Coast Conference Tournament appearance since 2022.

The Dons earned their most series wins in the DiToma era, recording seven throughout the campaign, with four coming during conference play. Earned series wins over Santa Clara, Saint Mary's, Pepperdine, and Portland. The victory over Portland helped solidify the program's spot in the conference tournament in Las Vegas, Nev.

Five players earned All-WCC recognition: Patrick Keighran (All-WCC First Team), TJ Rogers (All-WCC Second Team), Eddison Esquivel (All-WCC Honorable Mention + All-Freshman Team), Aidan Risse (All-WCC Honorable Mention), and Lance Santerre (All-WCC Honorable Mention). Esquivel was also named to the 2025 ABCA/Rawlings All-West Region Second Team and earned WCC Freshman of the Week a league-leading three times.

The Dons also posted a new single-season home run record, recording 66 in 56 games. Keighran and Esquivel led the team with 12 apiece, while 16 of the 19 players to have a plate appearance totaled at least one long ball.

Overall, the offense ranked fifth in the WCC in batting average (.266), hits (490), and doubles (95), third in triples (11) and home runs (66), fourth in RBI (318) and slugging percentage (.437), and walks (223).

The 2024 season saw growth in the program, as the team posted 21 wins, highlighted by victories over Creighton, Minnesota, and San Jose State.

The Dons' pitching staff highlighted the season as the team ranked third in the West Coast Conference with a 4.75 earned-run average. Joe Soberon led the team and ranked second in the WCC in ERA (3.20), sixth in opposing batting average (.233), fifth in innings pitched (78.2) and eighth in strikeouts (67). Gabriel Barrett posted a team-leading nine saves, second most in the league.

Two players earned conference honors with Soberon earning All-WCC Second Team recognition and Myles Kallinger was named to the All-Freshman Team.

In year one leading the Dons, DiToma guided USF to 18 wins and a 14-12 record at home at Benedetti Diamond. The mark included three wins on opening weekend against Pac-12 opponent Utah as well as a home sweep of Villanova. Additionally, the Dons also tallied a huge road victory over then-ranked No. 20 Washington State in Pullman on March 15, 2023.

Overall, San Francisco led the West Coast Conference in stolen bases (74) for the third straight season as DiToma continued the trend of utilizing the base paths as a staple of the team's offense.

Notably, Harris Williams III led the conference in stolen bases with 22 on the year.

Under DiToma's leadership, Mario DeMera was named All-WCC First Team, Williams III was named to the All-WCC Second Team, and right-handed pitcher Gabriel Barrett was named to the All-WCC Freshman Team.

## OTHER CAREER NOTABLES:

Before his time at FDU, DiToma spent six years at Fordham University, where he served as the associate head coach for his last two seasons with the Rams. In 2019, DiToma helped guide Fordham to an Atlantic 10 Championship and back to the NCAA Tournament for the first time since 1998.

Overall, DiToma's offensive philosophies on the base paths proved to be top-notch, as the Rams led the nation in stolen bases for two straight seasons. In addition to his role as associate head coach, DiToma was a successful recruiting coordinator for the Rams.

DiToma's efforts landed perennial award-winning talent, including 2018 A-10 Rookie of the Year Jake MacKenzie.

DiToma also spent four years at Iona College before his first head coaching opportunity at FDU, where he served as the team's hitting instructor and recruiting coordinator. In four seasons with the Gaels, DiToma guided Iona's offense to some of its most productive seasons in the last decade.

In 2010, the Gaels posted their highest batting average and slugging percentage while also scoring the most runs in their previous 10 seasons. Notably, four of his hitters from that team received All-MAAC honors, including three first-team honorees.

Before his four-year stint at Iona, DiToma coached for one season each at both Siena and Temple.

## PERSONAL HIGHLIGHTS:

DiToma's playing career included four years at Mercy College, where he was the starting second baseman and was elected team captain during his senior year. As a junior, he batted .309 and was named an All-NYCAC selection.

## OTHER NOTABLES:

DiToma graduated from Mercy College in 2005 and went on to earn a master's degree in physical education from Manhattanville College in 2007, where he helped guide his team to the 2007 Skyline Conference Championship.

## DITOMA COACHING FILES:

### Coaching Career:

San Francisco: Head Coach (2022-Pres.)  
 Fairleigh Dickinson: Head Coach (2020-22)  
 Fordham: Assistant Coach (2014-19)  
 Iona: Assistant Coach (2010-13)  
 Siena: Assistant Coach (2009)  
 Temple: Assistant Coach (2008)  
 Manhattanville: Assistant Coach (2006-07)

## YEARLY OVERALL RECORDS:

Year	School	Record
2020	FDU	4-9 (.308)
2021	FDU	9-28 (.243)
2022	FDU	24-30 (.444)
2023	San Francisco	18-29 (.383)
2024	San Francisco	21-34 (.382)
2025	San Francisco	26-30 (.464)
2026	San Francisco	18-16 (.529)
		120-176 (.405)

School	W	L	Pct.
Fairleigh Dickinson	37	67	.356
San Francisco	83	109	.432
Overall	120	176	.405

## RECORD VS. 2026 OPPONENTS:

Opponent	W	L	Pct.
Western Illinois	3	0	1.000
UC Davis	4	2	.667
San Jose State	7	5	.583
California Baptist	1	4	.200
UMass Lowell	2	2	.500
UC Riverside	2	2	.500
Sacramento State	2	5	.286
Santa Clara	5	7	.417
Nevada	3	6	.333
Seattle U	4	0	1.000
LMU	3	9	.250
California	1	4	.200
San Diego	2	10	.167
Portland	3	6	.333
Pacific	5	4	.556
Pepperdine	4	5	.444
Stanford	0	0	.000
Gonzaga	0	9	.000
Saint Mary's	4	6	.400
Overall	55	86	.390





# 40 GABRIEL BARRETT (1-3, 4.27 ERA)

SENIOR | RIGHT-HANDED PITCHER | MOUNTAIN VIEW, CALIF. | MOUNTAIN VIEW HS

**2025 (JUNIOR):** Finished the season with a 2.63 earned-run average, the lowest among all relief pitchers on the team with at least 30 innings pitched ... Recorded a 3-5 record on the mound in 19 appearances ... Ranked third on the team in strikeouts with 48 in 51.1 innings pitched ... Held opponents to a .225 batting average ... Recorded at least one strikeout in 17 of his 19 appearances.

**2024 (SOPHOMORE):** Finished the season with a 2.63 earned-run average, the lowest among all relief pitchers on the team with at least 30 innings pitched ... Recorded a 3-5 record on the mound in 19 appearances ... Ranked third on the team in strikeouts with 48 in 51.1 innings pitched ... Held opponents to a .225 batting average ... Recorded at least one strikeout in 17 of his 19 appearances ... Posted a season-high nine strikeouts in 4.2 innings at CSU Bakersfield (Mar. 2) ... Pitched a season-high 5.1 innings, allowing one run on three hits, and totaled two strikeouts against San Diego (May 10) ... Had a scoreless four-inning outing, allowing just one hit and recording six strikeouts at LMU (May 17) ... WCC All-Academic Honorable Mention.

**2023 (FRESHMAN):** Made 19 appearances on the mound while earning two starts ... Totaled a 5.83 earned-run average and 19 strikeouts in 29.1 innings pitched ... Recorded a season-high four strikeouts in three innings of work against Pepperdine (Apr. 15) ... WCC All-Freshman Team.

## SEASON HIGHS

Innings Pitched	6.0 (3x)	Last: at LMU (4/2/26)
Hits	11	vs. San Diego (4/10/26)
Runs	5 (2x)	Last: at UC Riverside (3/13/26)
Earned Runs	5	at UC Riverside (3/13/26)
Walks	2 (2x)	Last: vs. Seattle U (3/27/26)
Strikeouts	10	at LMU (4/2/26)
Home Runs	1	vs. Seattle U (3/27/26)

## SEASON LOWS

Innings Pitched	4	at UC Riverside (3/13/26)
Hits	3	vs. Western Illinois (2/13/26)
Runs	0 (2x)	Last: at LMU (4/2/26)
Earned Runs	0 (3x)	Last: at LMU (4/2/26)
Walks	0 (4x)	Last: vs. San Diego (4/10/26)
Strikeouts	2	vs. Santa Clara (3/20/26)
Home Runs	0 (8x)	Last: vs. San Diego (4/10/26)

## SEASON PITCHING STATISTICS

Date	Opponent	W/L	IP	H	R	ER	BB	SO	2B	3B	HR	WP	BK	HBP	BF	NP	SCORE	W	L	SV	G-ERA	S-ERA
2/13	vs. Western Illinois	W	5.0	3	0	0	1	5	1	0	0	0	0	0	18	--	2-0	1	0	0	0.00	0.00
2/20	at San Jose State	W	6.0	8	1	1	0	5	1	0	0	0	0	1	26	--	7-6	0	0	0	1.50	0.82
2/27	vs. CBU	L	5.0	9	5	4	0	6	2	1	0	0	0	0	23	--	1-7	0	1	0	7.20	2.81
3/6	vs. UMass Lowell	W	5.2	6	3	3	2	3	0	1	0	0	0	0	24	--	8-5	0	0	0	4.76	3.32
3/13	at UC Riverside	L	4.0	8	5	5	0	5	2	0	0	0	0	2	20	--	3-7	0	1	0	11.25	4.56
3/20	vs. Santa Clara	W	6.0	4	1	1	0	2	0	0	0	0	0	1	24	--	2-1	0	0	0	1.50	3.98
3/27	vs. Seattle U	W	3.1	4	4	4	2	7	0	0	1	0	1	1	17	--	8-4	0	0	0	10.80	4.63
4/2	at LMU	L	6.0	4	0	0	2	10	1	0	0	0	0	0	24	--	10-12	0	0	0	0.00	3.95
4/10	vs. San Diego	L	5.1	11	4	4	0	5	3	1	0	1	0	1	0	--	2-9	0	1	0	6.75	4.27
4/17	at Portland	--	--	--	--	--	--	--	--	--	--	--	--	--	--	--	--	--	--	--	--	--
<b>Totals</b>		<b>W/L</b>	<b>IP</b>	<b>H</b>	<b>R</b>	<b>ER</b>	<b>BB</b>	<b>SO</b>	<b>2B</b>	<b>3B</b>	<b>HR</b>	<b>WP</b>	<b>BK</b>	<b>HBP</b>	<b>BF</b>	<b>NP</b>	<b>SCORE</b>	<b>W</b>	<b>L</b>	<b>SV</b>	<b>G-ERA</b>	<b>S-ERA</b>
		--	46.1	57	23	22	7	48	10	3	1	1	1	6	0	--	43-51	1	3	0	--	4.27

## CAREER YEAR-BY-YEAR PITCHING STATISTICS

Year	ERA	W	L	APP	GS	CG	SHO	SV	IP	H	R	ER	BB	SO	2B	3B	HR	BF	BAVG	WP	HBP	BK	SFA	SHA
2023	5.83	0	2	19	2	0	0	0	29.1	37	22	19	13	19	2	2	4	139	.301	2	1	1	1	1
2024	2.63	3	5	19	1	0	0	5	51.1	42	20	15	10	48	8	2	3	207	.225	3	5	0	3	2
2025	4.97	1	3	19	10	0	0	0	58.0	67	39	32	20	52	11	1	3	269	.294	1	13	0	2	6
2026	4.27	1	3	9	9	0	0	0	46.1	57	23	22	7	48	10	3	1	204	.305	1	6	1	0	4
<b>Totals</b>	<b>ERA</b>	<b>W</b>	<b>L</b>	<b>APP</b>	<b>GS</b>	<b>CG</b>	<b>SHO</b>	<b>SV</b>	<b>IP</b>	<b>H</b>	<b>R</b>	<b>ER</b>	<b>BB</b>	<b>SO</b>	<b>2B</b>	<b>3B</b>	<b>HR</b>	<b>BF</b>	<b>BAVG</b>	<b>WP</b>	<b>HBP</b>	<b>BK</b>	<b>SFA</b>	<b>SHA</b>
4 Yrs.*	4.28	5	13	66	22	0	0	5	185.0	203	104	88	50	167	31	8	11	819	.280	7	25	2	6	13

\* San Francisco career statistics only



# 20 GAUGE LOCKHART (1-1, 5.24 ERA)

GRADUATE STUDENT | RIGHT-HANDED PITCHER | DELTO, COLO. | BROWN/COLORADO MESA

**2025 (SENIOR at Colorado Mesa):** Recorded an 8-1 record on the mound while making 14 appearances with 10 starts ... Registered a 5.77 earned-run average and struck out 47 batters in 53.0 innings pitched ... Pitched four or more innings eight times, highlighted by back-to-back six-inning outings against MSU Billings (Feb. 27) and N.M. Highlands (Mar. 8) ... Totaled five or more strikeouts in a game four times, including a season-best six against Adams State (Apr. 4) .... Helped guide the nationally ranked program to a 42-14 overall record, an RMAC Tournament title, and an appearance in the NCAA Division II Regional.

**2024 (JUNIOR at Colorado Mesa):** Appeared in one game out of the bullpen ... Pitched one inning and allowed three runs on two hits and one walk against Colorado School of Mines (Mar. 18).

**2022 (SOPHOMORE at Brown):** Made eight appearances out of the bullpen ... Recorded eight strikeouts over 11.1 innings ... Tossed a scoreless inning at South Florida (Mar. 5).

**2021 (FRESHMAN at Brown):** Season was cancelled due to the COVID-19 pandemic.

SEASON HIGHS		
Innings Pitched	5.0 (2x)	Last: vs. San Diego (4/11/26)
Hits	5	vs. San Diego (4/11/26)
Runs	5 (2x)	Last: vs. San Diego (4/11/26)
Earned Runs	5	vs. San Diego (4/11/26)
Walks	5	vs. California Baptist (2/28/26)
Strikeouts	8	at LMU (4/3/26)
Home Runs	1 (2x)	Last: vs. San Diego (4/11/26)

SEASON LOWS		
Innings Pitched	0.0	vs. UMass Lowell (3/7/26)
Hits	1 (2x)	Last: at UC Riverside (3/14/26)
Runs	0 (2x)	Last: vs. Santa Clara (3/21/26)
Earned Runs	0 (2x)	Last: vs. Santa Clara (3/21/26)
Walks	1	vs. Western Illinois (2/14/26)
Strikeouts	0	vs. UMass Lowell (3/7/26)
Home Runs	0 (7x)	Last: at LMU (4/3/26)

### SEASON PITCHING STATISTICS

Date	Opponent	W/L	IP	H	R	ER	BB	SO	2B	3B	HR	WP	BK	HBP	BF	NP	SCORE	W	L	SV	G-ERA	S-ERA
2/14	vs. Western Illinois	W	3.2	2	3	2	1	5	0	0	0	1	0	1	15	--	10-6	0	0	0	4.91	4.91
2/22	vs. San Jose State	W	4.1	3	2	2	2	2	2	0	0	1	0	1	19	--	9-3	0	0	0	4.15	4.50
2/28	vs. CBU	W	4.0	1	0	0	5	3	0	0	0	0	0	0	18	--	3-2	0	0	0	0.00	3.00
3/7	vs. UMass Lowell	L	0.0	2	5	4	3	0	0	0	0	0	0	0	6	--	7-18	0	1	0	99.00	6.00
3/14	at UC Riverside	W	4.0	1	2	2	3	3	0	0	0	0	0	2	16	--	6-4	0	0	0	4.50	5.63
3/21	vs. Santa Clara	W	5.0	3	0	0	2	3	0	0	0	0	0	0	20	--	2-1	1	0	0	0.00	4.29
3/28	vs. Seattle U	W	4.0	4	2	2	3	5	0	0	1	0	1	1	18	--	6-5	0	0	0	4.50	4.32
4/3	at LMU	W	4.1	3	4	3	2	8	1	0	0	0	0	2	19	--	6-4	0	0	0	6.23	4.60
4/11	vs. San Diego	W	5.0	5	5	5	4	4	2	0	1	0	0	1	0	--	7-5	0	0	0	9.00	5.24
4/18	at Portland	--	--	--	--	--	--	--	--	--	--	--	--	--	--	--	--	--	--	--	--	--
<b>Totals</b>		<b>W/L</b>	<b>IP</b>	<b>H</b>	<b>R</b>	<b>ER</b>	<b>BB</b>	<b>SO</b>	<b>2B</b>	<b>3B</b>	<b>HR</b>	<b>WP</b>	<b>BK</b>	<b>HBP</b>	<b>BF</b>	<b>NP</b>	<b>SCORE</b>	<b>W</b>	<b>L</b>	<b>SV</b>	<b>G-ERA</b>	<b>S-ERA</b>
		--	34.1	24	23	20	25	33	5	0	2	2	1	8	0	--	56-48	1	1	0	--	5.24

### CAREER YEAR-BY-YEAR PITCHING STATISTICS

Year	ERA	W	L	APP	GS	CG	SHO	SV	IP	H	R	ER	BB	SO	2B	3B	HR	BF	BAVG	WP	HBP	BK	SFA	SHA
2021^	--	--	--	--	--	--	--	--	--	--	--	--	--	--	--	--	--	--	--	--	--	--	--	--
2022^	7.94	0	2	8	0	0	0	0	11.1	18	15	10	14	8	2	1	0	70	.346	8	3	0	1	0
2024^	27.00	0	0	1	0	0	0	0	1.0	2	3	3	1	0	1	0	1	6	.400	0	0	0	0	0
2025^	5.77	8	1	14	10	0	0	0	53.0	48	37	34	35	47	8	1	4	247	.244	4	12	2	2	1
2026	5.24	1	1	9	9	0	0	0	34.1	24	23	20	25	33	5	0	2	155	.200	2	8	1	2	0
<b>Totals</b>	<b>ERA</b>	<b>W</b>	<b>L</b>	<b>APP</b>	<b>GS</b>	<b>CG</b>	<b>SHO</b>	<b>SV</b>	<b>IP</b>	<b>H</b>	<b>R</b>	<b>ER</b>	<b>BB</b>	<b>SO</b>	<b>2B</b>	<b>3B</b>	<b>HR</b>	<b>BF</b>	<b>BAVG</b>	<b>WP</b>	<b>HBP</b>	<b>BK</b>	<b>SFA</b>	<b>SHA</b>
1 Yr.*	5.24	1	1	9	9	0	0	0	34.1	24	23	20	25	33	5	0	2	155	.200	2	8	1	2	0

^ Played at Brown for two seasons (2021 + 2022) and two seasons at Colorado Mesa (2024 + 2025)

+ Did not compete in 2023

\* San Francisco career statistics only



# 16 ADRIAN VALDEZ (3-2, 3.79 ERA)

JUNIOR | RIGHT-HANDED PITCHER | NEWARK, CALIF. | WEST VALLEY COLLEGE

**2025 (SOPHOMORE at West Valley College):** Appeared in 16 games, earning the start in every contest ... Pitched an impressive 82.1 innings, second most on the team, and compiled a 3.83 earned-run average ... Posted an 8-3 record on the mound ... Allowed 35 earned runs on 71 hits and struck out 66 batters ... Recorded a season-high eight strikeouts in a 20-4 victory over Gavilan (Mar. 25) ... Was named First Team All-Conference and Second Team All-Region ... Helped guide the team to a 40-13 overall record and a second straight appearance in the 3C2A Baseball State Championship.

**2024 (FRESHMAN at West Valley College):** Finished the season with a 4.28 earned-run average while posting a 4-1 record, allowing 32 earned runs in 67.1 innings pitched ... Appeared in 20 games, third most on the team, with seven starts ... Earned his first-career victory on the mound, totaling three strikeouts and allowing one run in four innings pitched in a 10-2 decision against America River (Jan. 27) ... Accumulated 52 strikeouts, highlighted by a season-best six in five innings pitched at Gavilan (Mar. 19).

SEASON HIGHS		
Innings Pitched	6	vs. UMass Lowell (3/9/26)
Hits	9	at UC Riverside (3/15/26)
Runs	5 (2x)	Last: at LMU (4/4/26)
Earned Runs	4	at LMU (4/4/26)
Walks	3	at San Jose State (2/21/26)
Strikeouts	5 (2x)	Last: vs. California Baptist (3/1/26)
Home Runs	1 (2x)	Last: vs. Seattle U (3/29/26)

SEASON LOWS		
Innings Pitched	3.1	at LMU (4/4/26)
Hits	3 (4x)	Last: vs. Seattle U (3/29/26)
Runs	1 (3x)	Last: vs. San Diego (4/12/26)
Earned Runs	1 (5x)	Last: vs. San Diego (4/12/26)
Walks	0 (4x)	Last: vs. San Diego (4/12/26)
Strikeouts	1 (2x)	Last: vs. San Diego (4/12/26)
Home Runs	0 (7x)	Last: vs. San Diego (4/12/26)

SEASON PITCHING STATISTICS

Date	Opponent	W/L	IP	H	R	ER	BB	SO	2B	3B	HR	WP	BK	HBP	BF	NP	SCORE	W	L	SV	G-ERA	S-ERA
2/14	vs. Western Illinois	W	4.0	6	1	1	0	4	0	0	0	0	0	0	16	--	5-4	0	0	0	2.25	2.25
2/21	at San Jose State	L	4.0	3	3	3	3	5	0	1	0	0	0	0	18	--	3-7	0	1	0	6.75	4.50
3/1	vs. CBU	L	5.0	3	2	1	1	5	1	0	0	0	0	1	18	--	1-2	0	1	0	1.80	3.46
3/9	vs. UMass Lowell	W	6.0	3	2	2	2	2	2	0	0	0	0	0	22	--	8-2	1	0	0	3.00	3.32
3/15	at UC Riverside	L	4.0	9	5	3	0	1	0	0	1	1	0	0	21	--	5-6	0	0	0	6.75	3.91
3/22	vs. Santa Clara	W	5.0	4	1	1	0	3	1	0	0	0	0	1	19	--	6-5	1	0	0	1.80	3.54
3/29	vs. Seattle U	W	4.0	3	3	1	2	2	0	0	1	0	0	0	18	--	8-5	0	0	0	2.25	3.38
4/4	at LMU	L	3.1	7	5	4	2	2	2	0	0	0	0	1	19	--	7-10	0	0	0	10.80	4.08
4/12	vs. San Diego	W	5.0	6	1	1	0	1	3	0	0	0	0	1	0	--	6-1	1	0	0	1.80	3.79
4/19	at Portland	--	--	--	--	--	--	--	--	--	--	--	--	--	--	--	--	--	--	--	--	--
<b>Totals</b>		<b>W/L</b>	<b>IP</b>	<b>H</b>	<b>R</b>	<b>ER</b>	<b>BB</b>	<b>SO</b>	<b>2B</b>	<b>3B</b>	<b>HR</b>	<b>WP</b>	<b>BK</b>	<b>HBP</b>	<b>BF</b>	<b>NP</b>	<b>SCORE</b>	<b>W</b>	<b>L</b>	<b>SV</b>	<b>G-ERA</b>	<b>S-ERA</b>
		--	40.1	44	23	17	10	25	9	1	2	1	0	4	0	--	49-42	3	2	0	--	3.79

CAREER YEAR-BY-YEAR PITCHING STATISTICS

Year	ERA	W	L	APP	GS	CG	SHO	SV	IP	H	R	ER	BB	SO	2B	3B	HR	BF	BAVG	WP	HBP	BK	SFA	SHA
2024^	4.28	4	1	20	7	0	0	0	67.1	82	33	32	21	52	--	--	--	--	--	--	--	--	--	--
2025^	3.83	8	3	16	16	0	0	0	82.1	71	46	35	25	66	--	--	--	--	--	--	--	--	--	--
2026	3.79	3	2	9	9	0	0	0	40.1	44	23	17	10	25	9	1	2	171	.289	1	4	0	4	1
<b>Totals</b>	<b>ERA</b>	<b>W</b>	<b>L</b>	<b>APP</b>	<b>GS</b>	<b>CG</b>	<b>SHO</b>	<b>SV</b>	<b>IP</b>	<b>H</b>	<b>R</b>	<b>ER</b>	<b>BB</b>	<b>SO</b>	<b>2B</b>	<b>3B</b>	<b>HR</b>	<b>BF</b>	<b>BAVG</b>	<b>WP</b>	<b>HBP</b>	<b>BK</b>	<b>SFA</b>	<b>SHA</b>
1 Yr.*	3.79	3	2	9	9	0	0	0	40.1	44	23	17	10	25	9	1	2	171	.289	1	4	0	4	1

^ Played at West Valley College for two seasons (2024 + 2025)

\* San Francisco career statistics only

## #1 ISIAH LANDRY

Junior | OF | Richmond, Calif. | Alabama State

AVG	OPS	GP-GS	AB	R	H	2B	3B	HR	RBI	TB	SLG%	BB	HBP	SO	GDP	OB%	SF	SH	SB-ATT
.229	.751	20 - 19	70	9	16	7	1	2	10	31	.443	4	4	20	2	.308	0	0	1 - 1

LAST SERIES VS. USD: 3-11, 2 R, 2 2B, HR, 2 RBI, 4 K

LAST THREE GAMES:	POS.	AB	R	H	RBI	BB	SO
4/10/26 vs. San Diego	LF	3	1	1	1	0	2
4/11/26 vs. San Diego	LF	4	0	1	1	0	1
4/12/26 vs. San Diego	LF	4	1	1	0	0	1

**2026 HIGHLIGHTS:** Recorded a hit, one RBI, and a walk in one appearance in left field against Western Illinois (Feb. 14) ... Registered one double and two RBI in two games against San Jose State (Feb. 21-22).

## #2 MYLES KALLINGER

Junior | OF | Agoura Hills, Calif. | Agoura High School

AVG	OPS	GP-GS	AB	R	H	2B	3B	HR	RBI	TB	SLG%	BB	HBP	SO	GDP	OB%	SF	SH	SB-ATT
.306	.894	17 - 9	36	8	11	3	1	1	8	19	.528	4	0	10	0	.366	1	1	4 - 5

LAST SERIES VS. USD: 0-6, 3 K

LAST THREE GAMES:	POS.	AB	R	H	RBI	BB	SO
4/3/26 at LMU	LF	3	2	3	0	2	0
4/11/26 vs. San Diego	DH	2	0	0	0	0	2
4/12/26 vs. San Diego	RF/CF	4	0	0	0	0	1

**2026 HIGHLIGHTS:** Stole a career-best two bases and scored a run against Western Illinois (Feb. 14) ... Recorded his second-career grand slam while totaling five RBI in the win over UC Riverside (Mar. 14) ... Matched a career-high in hits with three at LMU (Apr. 3).

## #3 ZACH NAGY

Freshman | INF | Simi Valley, Calif. | Royal High School

AVG	OPS	GP-GS	AB	R	H	2B	3B	HR	RBI	TB	SLG%	BB	HBP	SO	GDP	OB%	SF	SH	SB-ATT
.163	.399	17 - 11	43	4	7	1	0	0	5	8	.186	3	0	9	2	.213	1	1	1 - 2

LAST SERIES AT LMU: 1-7, 2 RBI, 2 K

LAST THREE GAMES:	POS.	AB	R	H	RBI	BB	SO
4/4/26 at LMU	2B	2	0	0	0	0	0
4/6/26 vs. California	SS	2	0	0	0	1	1
4/14/26 at Sacramento State	SS	3	0	0	0	0	0

**2026 HIGHLIGHTS:** Recorded his first-career base hit against Western Illinois (Feb. 14).

## #4 MATTEO BELLISIMO

Senior | INF | Mill Valley, Calif. | College of Marin

AVG	OPS	GP-GS	AB	R	H	2B	3B	HR	RBI	TB	SLG%	BB	HBP	SO	GDP	OB%	SF	SH	SB-ATT
.188	.485	10 - 2	16	1	3	1	0	0	3	4	.250	1	0	6	0	.235	0	0	0 - 0

LAST SERIES VS. SU: 0-1, K

LAST THREE GAMES:	POS.	AB	R	H	RBI	BB	SO
3/24/26 at Nevada	DH	5	0	1	1	0	2
3/28/26 vs. Seattle U	PH	1	0	0	0	0	1
4/6/26 vs. California	PH	1	0	0	0	0	1

**2026 HIGHLIGHTS:** Recorded a hit, one RBI, and a walk in one appearance in left field against Western Illinois (Feb. 14) ... Recorded his first hit of the season against California Baptist (Mar. 1).

## #5 EDDISON ESQUIVEL

Sophomore | OF/DH | Englewood, Colo. | Cherry Creek High School

AVG	OPS	GP-GS	AB	R	H	2B	3B	HR	RBI	TB	SLG%	BB	HBP	SO	GDP	OB%	SF	SH	SB-ATT
.277	.755	34 - 34	130	17	36	10	0	0	12	46	.354	19	8	36	1	.401	0	0	3 - 3

LAST SERIES VS. USD: 2-10, 3 R, 2 2B, 2 BB, 5 K

LAST THREE GAMES:	POS.	AB	R	H	RBI	BB	SO
4/11/26 vs. San Diego	RF	3	1	1	0	1	1
4/12/26 vs. San Diego	DH/RF	3	2	1	0	1	0
4/14/26 at Sacramento State	LF	1	0	0	0	1	0

**2026 HIGHLIGHTS:** Recorded a multi-hit game, going two-for-four in the season opener against Western Illinois (Feb. 13) ... Went two-for-four at the plate with two RBI, and a walk against San Jose State (Feb. 22) ... Totaled 10 hits in 16 at-bats (.625) and scored four runs in the four-game series against UMass Lowell (Mar. 6-9).

## #6 JARED LEWIS

Junior | INF | Pleasanton, Calif. | Santa Clara/San Jose State

AVG	OPS	GP-GS	AB	R	H	2B	3B	HR	RBI	TB	SLG%	BB	HBP	SO	GDP	OB%	SF	SH	SB-ATT
.222	.661	24 - 21	63	8	14	2	0	1	12	19	.302	13	1	22	0	.359	1	3	0 - 0

LAST SERIES VS. USD: 2-7, 2 R, 2B, RBI, 4 BB, 2 K

LAST THREE GAMES:	POS.	AB	R	H	RBI	BB	SO
4/11/26 vs. San Diego	2B	2	1	0	0	2	0
4/12/26 vs. San Diego	2B	3	1	1	1	1	2
4/14/26 at Sacramento State	2B	2	0	0	0	0	0

**2026 HIGHLIGHTS:** Batted .400 (two-for-five) and recorded three walks against Western Illinois (Feb. 13-14) ... Went two-for-four at the plate with two RBI and two runs scored against Seattle U (Mar. 27).

## #7 JORDAN LEWIS

Senior | OF | Roseville, Calif. | Santa Clara

AVG	OPS	GP-GS	AB	R	H	2B	3B	HR	RBI	TB	SLG%	BB	HBP	SO	GDP	OB%	SF	SH	SB-ATT
.176	.476	14 - 9	34	4	6	0	0	0	2	6	.176	6	0	14	1	.300	0	1	2 - 2

LAST SERIES VS. UML: 1-8, RBI, BB, 5 K

LAST THREE GAMES:	POS.	AB	R	H	RBI	BB	SO
3/24/26 at Nevada	LF	5	1	2	1	0	2
4/6/26 vs. California	RF	3	0	0	0	1	2
4/14/26 at Sacramento State	CF	3	1	1	0	1	0

**2026 HIGHLIGHTS:** Went two-for-three, with a run, and a walk against Western Illinois (Feb. 13-14).

## #11 TYLER HARRIES

Senior | INF | Federal Way, Wash. | Centralia College

AVG	OPS	GP-GS	AB	R	H	2B	3B	HR	RBI	TB	SLG%	BB	HBP	SO	GDP	OB%	SF	SH	SB-ATT
.243	.711	20 - 20	74	10	18	3	0	1	12	24	.324	13	5	17	0	.387	1	0	0 - 0

LAST SERIES VS. USD: 1-6, R, RBI, BB, HBP, 2 K

LAST THREE GAMES:	POS.	AB	R	H	RBI	BB	SO
4/6/26 vs. California	3B	4	0	2	0	0	2
4/10/26 vs. San Diego	3B	3	1	0	0	1	2
4/12/26 vs. San Diego	3B	3	0	1	1	0	0

**2026 HIGHLIGHTS:** Recorded an RBI double in his lone plate appearance against Western Illinois (Feb. 14) ... Hit his first home run of the season, a solo shot over the left-field wall, against Seattle U (Mar. 28).

## #12 TJ ROGERS

Graduate Student | INF | Sparks, Nev. | Austin Peay

AVG	OPS	GP-GS	AB	R	H	2B	3B	HR	RBI	TB	SLG%	BB	HBP	SO	GDP	OB%	SF	SH	SB-ATT
.284	1.015	31 - 31	116	26	33	9	0	9	16	69	.595	22	5	40	1	.420	0	0	6 -

LAST SERIES VS. USD: 1-10, 2 R, 2B, 2 BB, 2 K

LAST THREE GAMES:	POS.	AB	R	H	RBI	BB	SO
4/10/26 vs. San Diego	SS	4	0	0	0	0	2
4/11/26 vs. San Diego	SS	3	1	0	0	1	0
4/12/26 vs. San Diego	SS	3	1	1	0	1	0

**2026 HIGHLIGHTS:** Recorded two doubles and two walks against Western Illinois (Feb. 14) ... Hit two home runs and recorded three RBI against San Jose State (Feb. 20-22) ... Matched a career-high in home runs with two against Santa Clara (Mar. 21) ... Went a perfect three-for-three, with a double and a home run, and reached base safely in all five plate appearances against Seattle U (Mar. 29).

## #21 TINO VASELL

Freshman | INF | Pleasant Hill, Calif. | College Park High School

AVG	OPS	GP-GS	AB	R	H	2B	3B	HR	RBI	TB	SLG%	BB	HBP	SO	GDP	OB%	SF	SH	SB-ATT
.259	.715	21 - 18	54	7	14	1	0	0	3	15	.278	15	2	20	2	.437	0	3	4 - 5

LAST SERIES VS. USD: 2-4, RBI, K

LAST THREE GAMES:	POS.	AB	R	H	RBI	BB	SO
4/11/26 vs. San Diego	3B	3	0	1	0	0	1
4/12/26 vs. San Diego	PH	1	0	1	1	0	0
4/14/26 at Sacramento State	3B	2	0	1	0	1	0

**2026 HIGHLIGHTS:** Recorded two hits and stole two bases in two games against Western Illinois (Feb. 13-14) ... Recorded a season-high four walks in the series finale at UC Riverside (Mar. 15).

## #22 NICK WALSH

Senior | INF | Pleasanton, Calif. | Chabot College

AVG	OPS	GP-GS	AB	R	H	2B	3B	HR	RBI	TB	SLG%	BB	HBP	SO	GDP	OB%	SF	SH	SB-ATT
.125	.347	9 - 1	8	2	1	0	0	0	0	1	.125	0	1	3	0	.222	0	0	0 - 0

LAST SERIES AT UCR: 0-0, R

LAST THREE GAMES:	POS.	AB	R	H	RBI	BB	SO
3/15/26 AT UC Riverside	PR	0	1	0	0	0	0
3/24/26 at Nevada	3B	4	0	0	0	0	1
4/14/26 at Sacramento State	PH/RF	1	0	0	0	0	1

**2026 HIGHLIGHTS:** Recorded his first hit of the season against California Baptist (Feb. 26).

## #25 BRENDAN BURKE

Sophomore | C | Phoenix, Ariz. | Desert Vista High School

AVG	OPS	GP-GS	AB	R	H	2B	3B	HR	RBI	TB	SLG%	BB	HBP	SO	GDP	OB%	SF	SH	SB-ATT
.250	.679	28 - 24	92	7	23	4	0	2	13	33	.359	8	2	41	3	.320	1	0	1 - 1

LAST SERIES VS. USD: 3-9, R, 2B, 2 RBI, 5 K, SB

LAST THREE GAMES:	POS.	AB	R	H	RBI	BB	SO
4/11/26 vs. San Diego	C	4	1	1	0	0	3
4/12/26 vs. San Diego	C	4	0	2	2	0	2
4/14/26 at Sacramento State	1B	2	0	0	0	1	0

**2026 HIGHLIGHTS:** Appeared in all three games at first base and catcher and posted a .273 batting average with a double against Western Illinois (Feb. 13-14) ... Matched a career-high in hits with four and recorded two RBI in the extra-inning victory at San Jose State (Feb. 20) ... Hit his first home run of the season against California Baptist (Mar. 1).

## #26 JAYDEN GARRISON

Freshman | OF | Phoenix, Ariz. | Desert Vista High School

AVG	OPS	GP-GS	AB	R	H	2B	3B	HR	RBI	TB	SLG%	BB	HBP	SO	GDP	OB%	SF	SH	SB-ATT
.194	.679	30 - 30	108	18	21	7	1	3	13	39	.361	17	3	41	2	.318	1	1	3 - 3

LAST SERIES VS. USD: 1-9, R, 3B, RBI, BB, 3 K

LAST THREE GAMES:	POS.	AB	R	H	RBI	BB	SO
4/10/26 vs. San Diego	CF	3	0	0	0	0	2
4/11/26 vs. San Diego	CF	3	1	1	1	1	1
4/12/26 vs. San Diego	CF	3	0	0	0	0	0

**2026 HIGHLIGHTS:** Batted leadoff in all three games and recorded his first-career hit in the season opener against Western Illinois (Feb. 13) ... Recorded his first-career home run in the series finale against San Jose State (Feb. 22) ... Hit his first-career walk-off home run in a 6-5 10-inning victory over Seattle U (Mar. 28).

## #29 WYATT DAVIS

Junior | OF | Petaluma, Calif. | College of Marin

AVG	OPS	GP-GS	AB	R	H	2B	3B	HR	RBI	TB	SLG%	BB	HBP	SO	GDP	OB%	SF	SH	SB-ATT
.179	.502	20 - 16	56	7	10	2	0	1	12	15	.268	5	0	19	1	.234	3	0	1 - 1

LAST SERIES AT LMU: 0-1

LAST THREE GAMES:	POS.	AB	R	H	RBI	BB	SO
4/2/26 at LMU	PH	1	0	0	0	0	0
4/6/26 vs. California	DH	3	0	0	0	0	2
4/14/26 at Sacramento State	RF	2	0	0	0	0	2

**2026 HIGHLIGHTS:** Recorded his first Division I home run and accumulated five RBI in the three-game series against Western Illinois (Feb. 13-14).

## #32 TREVOR BUSBY

Freshman | INF/RHP | Yucaipa, Calif. | Yucaipa High School

AVG	OPS	GP-GS	AB	R	H	2B	3B	HR	RBI	TB	SLG%	BB	HBP	SO	GDP	OB%	SF	SH	SB-ATT
.400	1.200	2-1	5	1	2	2	0	0	1	4	.800	0	0	1	0	.400	0	0	0-0

LAST SERIES VS. UML: 1-1, 2B, RBI

LAST THREE GAMES:	POS.	AB	R	H	RBI	BB	SO
3/7/26 vs. UMass Lowell	PH/1B	1	0	1	1	0	0
3/17/26 vs. Sacramento State	P/DH	4	1	1	0	0	1
--	--	--	--	--	--	--	--

**2026 HIGHLIGHTS:** Recorded his first-career hit, an RBI double, against UMass Lowell (Mar. 7).

## #33 JAKE HIROMOTO

Freshman | INF | Honolulu, Hawaii | Punahou High School

AVG	OPS	GP-GS	AB	R	H	2B	3B	HR	RBI	TB	SLG%	BB	HBP	SO	GDP	OB%	SF	SH	SB-ATT
.000	.200	5 - 0	4	0	0	0	0	0	0	0	.000	0	1	4	0	.200	0	0	0 - 0

LAST SERIES AT UCR: 0-0

LAST THREE GAMES:	POS.	AB	R	H	RBI	BB	SO
3/17/26 vs. Sacramento State	PH	1	0	0	0	0	1
3/24/26 at Nevada	PH/2B	1	0	0	0	0	1
4/14/26 at Sacramento State	PH/2B	1	0	0	0	0	1

**2026 HIGHLIGHTS:**

## #37 BRADY LUYBEN

Freshman | C | Murrieta, Calif. | Vista Murrieta High School

AVG	OPS	GP-GS	AB	R	H	2B	3B	HR	RBI	TB	SLG%	BB	HBP	SO	GDP	OB%	SF	SH	SB-ATT
.167	.619	4 - 2	6	1	1	1	0	0	0	2	.333	1	0	1	0	.286	0	0	0 - 0

LAST SERIES VS. UML: 1-1, R, 2B

LAST THREE GAMES:	POS.	AB	R	H	RBI	BB	SO
3/7/26 vs. UMass Lowell	PH/C	1	1	1	0	0	0
4/6/26 vs. California	C	2	0	0	0	1	0
4/14/26 at Sacramento State	C	3	0	0	0	0	1

2026 HIGHLIGHTS: Registered his first-career hit and run against UMass Lowell (Mar. 7).

## #48 JACKSON NYSTROM

Senior | OF | Livermore, Calif. | Ohlone College

AVG	OPS	GP-GS	AB	R	H	2B	3B	HR	RBI	TB	SLG%	BB	HBP	SO	GDP	OB%	SF	SH	SB-ATT
.351	1.008	21 - 17	57	11	20	2	0	3	19	31	.544	5	7	10	1	.464	0	0	0 - 0

LAST SERIES VS. USD: 2-6, R, HR, 4 RBI

LAST THREE GAMES:	POS.	AB	R	H	RBI	BB	SO
4/10/26 vs. San Diego	DH	4	0	1	0	0	0
4/11/26 vs. San Diego	DH	2	1	1	4	0	0
4/14/26 at Sacramento State	DH	3	1	1	0	0	0

2026 HIGHLIGHTS: Recorded his first-career home run, a three-run shot, in the win over Western Illinois (Feb. 14) ... Recorded a career-best four hits in five at-bats at LMU (Apr. 4) ... Hit his first-career grand slam in the win over San Diego (Apr. 11).

## #50 TREVOR HARMON

Junior | INF/C | Pleasanton, Calif. | Foothill High School

AVG	OPS	GP-GS	AB	R	H	2B	3B	HR	RBI	TB	SLG%	BB	HBP	SO	GDP	OB%	SF	SH	SB-ATT
.321	.890	25 - 22	78	15	25	3	0	2	9	34	.436	13	6	18	2	.454	0	0	0 - 1

LAST SERIES VS. USD: 3-11, 2 R, HR, RBI, HBP, 3 K

LAST THREE GAMES:	POS.	AB	R	H	RBI	BB	SO
4/10/26 vs. San Diego	1B	4	0	1	0	0	0
4/11/26 vs. San Diego	1B	4	1	2	1	0	2
4/12/26 vs. San Diego	1B	3	1	0	0	0	1

2026 HIGHLIGHTS: Went a perfect three-for-three at the plate and recorded an RBI against San Jose State (Feb. 22).

## #83 ZACK RAMPEN

Senior | C | New Canaan, Conn. | West Virginia

AVG	OPS	GP-GS	AB	R	H	2B	3B	HR	RBI	TB	SLG%	BB	HBP	SO	GDP	OB%	SF	SH	SB-ATT
.250	.684	24 - 19	68	13	17	5	0	1	8	25	.368	4	3	16	3	.316	1	1	0 - 0

LAST SERIES VS. USD: 0-2 RBI

LAST THREE GAMES:	POS.	AB	R	H	RBI	BB	SO
4/2/26 at LMU	C	5	2	2	2	0	0
4/4/26 at LMU	C	2	0	1	0	0	0
4/10/26 vs. San Diego	C	2	0	0	1	0	0

2026 HIGHLIGHTS: Recorded one hit in four at-bats in the season opener against Western Illinois (Feb. 13) ... Recorded his first home run of the season in the series finale against Santa Clara (Mar. 22).

## #8 MAGNUS NELSON

Junior | RHP | Austin, Texas | Westlake High School

ERA	WHIP	W-L	APP-GS	CG	SHO	SV	IP	H	R	ER	BB	SO	2B	3B	HR	AB	B/AVG	WP	HBP	BK	SFA	SHA
18.00	3.00	0-0	1-0	0	0-0	0	1.0	2	2	2	1	1	2	0	0	4	.500	1	0	0	0	0

LAST WIN: -- | LAST SAVE: -- | LAST HR ALLOWED: --

LAST THREE GAMES:	DEC.	IP	H	R	ER	BB	SO
4/6/26 vs. California	ND	1.0	2	2	2	1	1
--	--	--	--	--	--	--	--
--	--	--	--	--	--	--	--

2026 HIGHLIGHTS:

## #9 QUENTIN POHORSKI

Graduate Student | RHP | San Jose, Calif. | West Valley College

ERA	WHIP	W-L	APP-GS	CG	SHO	SV	IP	H	R	ER	BB	SO	2B	3B	HR	AB	B/AVG	WP	HBP	BK	SFA	SHA
2.16	1.16	1-0	8-1	0	0-1	4	25.0	14	6	6	15	30	4	1	0	85	.165	2	1	0	0	3

LAST WIN: -- | LAST SAVE: at LMU (4/3/26) | LAST HR ALLOWED: --

LAST THREE GAMES:	DEC.	IP	H	R	ER	BB	SO
3/29/26 vs. Seattle U	ND	3.0	5	2	2	2	5
4/3/26 at LMU	S, 4	2.0	0	0	0	1	4
4/11/26 vs. San Diego	W, 1	3.0	1	0	0	3	3

**2026 HIGHLIGHTS:** Pitched 4.0 out of the bullpen with six strikeouts to record the save against Western Illinois (Feb. 13) ... Earned his first-career start and pitched 4.0 innings, allowing two runs on two hits and striking out four in a no decision against UMass Lowell (Mar. 8) ... Earned his first win of the season with 3.0 scoreless innings and three strikeouts against San Diego (Apr. 11).

## #13 HUNTER HOLZEMER

Senior | LHP | Highlands Ranch, Colo. | Thunder Ridge High School

ERA	WHIP	W-L	APP-GS	CG	SHO	SV	IP	H	R	ER	BB	SO	2B	3B	HR	AB	B/AVG	WP	HBP	BK	SFA	SHA
0.96	1.34	4-0	15-0	0	0-0	0	18.2	19	7	2	6	12	5	0	0	72	.264	0	4	2	2	1

LAST WIN: at LMU (4/3/26) | LAST SAVE: -- | LAST HR ALLOWED: --

LAST THREE GAMES:	DEC.	IP	H	R	ER	BB	SO
4/4/26 at LMU	ND	1.0	1	0	0	0	0
4/10/26 vs. San Diego	ND	1.1	2	3	0	0	0
4/12/26 vs. San Diego	ND	1.0	1	0	0	0	2

**2026 HIGHLIGHTS:** Picked up the win with 0.2 innings out of the bullpen against San Jose State (Feb. 22).

## #14 BRADEN WELLEN

Junior | RHP | Aliso Viejo, Calif. | Golden West College

ERA	WHIP	W-L	APP-GS	CG	SHO	SV	IP	H	R	ER	BB	SO	2B	3B	HR	AB	B/AVG	WP	HBP	BK	SFA	SHA
12.86	2.43	0-0	7-0	0	0-0	0	7.0	9	10	10	8	7	2	0	2	29	.310	0	0	1	0	1

LAST WIN: -- | LAST SAVE: -- | LAST HR ALLOWED: vs. Sacramento State (3/17/26)

LAST THREE GAMES:	DEC.	IP	H	R	ER	BB	SO
3/13/26 at UC Riverside	ND	1.0	0	0	0	2	1
3/17/26 vs. Sacramento State	ND	0.2	3	4	4	2	0
3/24/26 at Nevada	ND	0.1	1	4	4	3	0

**2026 HIGHLIGHTS:** Pitched two innings, his longest outing of the season, and allowed one run on two hits and recorded three strikeouts against UMass Lowell (Mar. 7).

## #15 PAUL WHEELER

Sophomore | LHP | Los Altos, Calif. | UC Santa Barbara

ERA	WHIP	W-L	APP-GS	CG	SHO	SV	IP	H	R	ER	BB	SO	2B	3B	HR	AB	B/AVG	WP	HBP	BK	SFA	SHA
6.35	2.21	0-0	9-0	0	0-0	0	11.1	15	11	8	10	12	1	0	1	49	.306	0	2	0	0	0

**LAST WIN:** -- | **LAST SAVE:** -- | **LAST HR ALLOWED:** vs. California Baptist (2/26/26)

LAST THREE GAMES:	DEC.	IP	H	R	ER	BB	SO
3/28/26 vs. Seattle U	ND	1.1	1	1	1	3	1
4/4/26 at LMU	ND	2.0	1	0	0	1	2
4/14/26 at Sacramento State	ND	1.0	3	2	2	0	1

**2026 HIGHLIGHTS:**

## #16 ADRIAN VALDEZ

Junior | RHP | Newark, Calif. | West Valley College

ERA	WHIP	W-L	APP-GS	CG	SHO	SV	IP	H	R	ER	BB	SO	2B	3B	HR	AB	B/AVG	WP	HBP	BK	SFA	SHA
3.79	1.34	3-2	9-9	0	0-0	0	40.1	44	23	17	10	25	9	1	2	152	.289	1	4	0	4	1

**LAST WIN:** vs. San Diego (4/12/26) | **LAST SAVE:** -- | **LAST HR ALLOWED:** vs. Seattle U (3/29/26)

LAST THREE GAMES:	DEC.	IP	H	R	ER	BB	SO
3/29/26 vs. Seattle U	ND	4.0	3	3	1	2	2
4/4/26 at LMU	ND	3.1	7	5	4	2	2
4/12/26 vs. San Diego	W, 3	5.0	6	1	1	0	1

**2026 HIGHLIGHTS:** Earned the start and pitched 4.0 innings and struck out four batters against Western Illinois (Feb. 14). ... Posted his first Division I victory on the mound with a six-inning, two-strikeout performance against UMass Lowell (Mar. 9).

## #17 THOMAS GONZALES

Freshman | RHP | Laguna Beach, Calif. | Laguna Beach High School

ERA	WHIP	W-L	APP-GS	CG	SHO	SV	IP	H	R	ER	BB	SO	2B	3B	HR	AB	B/AVG	WP	HBP	BK	SFA	SHA
9.00	2.07	1-3	9-2	0	0-0	0	14.0	18	15	14	11	11	5	0	1	56	.321	1	2	1	0	0

**LAST WIN:** vs. Western Illinois (2/14/26) | **LAST SAVE:** -- | **LAST HR ALLOWED:** at Sacramento State (4/14/26)

LAST THREE GAMES:	DEC.	IP	H	R	ER	BB	SO
3/24/26 at Nevada	ND	2.0	2	1	1	1	0
4/4/26 at LMU	L, 3	0.2	3	4	4	1	1
4/14/26 at Sacramento State	ND	1.1	3	3	3	1	1

**2026 HIGHLIGHTS:** Earned his first-career win on the mound in 2.0 innings out of the bullpen while recording four strikeouts in the win over Western Illinois (Feb. 14) ... Earned his first-career start against UC Davis (Feb. 18).

## #18 NICK BACURA

Graduate Student | RHP | Manhattan Beach, Calif. | Santa Clara/San Francisco St.

ERA	WHIP	W-L	APP-GS	CG	SHO	SV	IP	H	R	ER	BB	SO	2B	3B	HR	AB	B/AVG	WP	HBP	BK	SFA	SHA
1.65	1.16	1-1	14-0	0	0-0	7	16.1	10	3	3	9	17	2	0	1	57	.175	2	2	0	1	0

**LAST WIN:** vs. Seattle U (3/28/26) | **LAST SAVE:** vs. San Diego (4/11/26) | **LAST HR ALLOWED:** at LMU (4/2/26)

LAST THREE GAMES:	DEC.	IP	H	R	ER	BB	SO
4/2/26 at LMU	L, 1	0.2	2	2	2	0	1
4/11/26 vs. San Diego	S, 7	1.0	0	0	0	0	2
4/12/26 vs. San Diego	ND	1.0	0	0	0	0	2

**2026 HIGHLIGHTS:** Pitched 1.0 inning and allowed one walk to earn his first save of the season against Western Illinois (Feb. 14) ... Earned the save in the 7-6 13-inning victory at San Jose State (Feb. 20) ... Posted his team-leading third save of the season against California Baptist (Feb. 28) ... Earned saves in back-to-back appearances during the three-game sweep of Santa Clara (Mar. 20-22) ... Recorded his first win of the season in a 6-5 extra-inning victory over Seattle U (Mar. 28).

## #20 GAUGE LOCKHART

Graduate Student | RHP | Delta, Colo. | Brown

ERA	WHIP	W-L	APP-GS	CG	SHO	SV	IP	H	R	ER	BB	SO	2B	3B	HR	AB	B/AVG	WP	HBP	BK	SFA	SHA
5.24	1.43	1 - 1	9 - 9	0	0 - 0	0	34.1	24	23	20	25	33	5	0	2	120	.200	2	8	1	2	0

**LAST WIN:** vs. Santa Clara (3/21/26) | **LAST SAVE:** -- | **LAST HR ALLOWED:** vs. San Diego (4/11/26)

LAST THREE GAMES:	DEC.	IP	H	R	ER	BB	SO
3/28/26 vs. Seattle U	ND	4.0	4	2	2	3	5
4/3/26 at LMU	ND	4.1	3	4	3	2	8
4/11/26 vs. San Diego	ND	5.0	5	5	5	4	4

**2026 HIGHLIGHTS:** Earned the start and allowed three runs on two hits while striking out five batters in 3.2 innings against Western Illinois (Feb. 14) ... Earned his first win on the mound as a member of the green and gold, pitching 5.0 innings and allowing three hits and two walks against Santa Clara (Mar. 21) ... Matched a season-high with five strikeouts against Seattle U (Mar. 28) ... Recorded a career-best eight strikeouts at LMU (Apr. 3).

## #23 AC CABRERA

Senior | RHP | Morgan Hill, Calif. | Archbishop Mitty High School

ERA	WHIP	W-L	APP-GS	CG	SHO	SV	IP	H	R	ER	BB	SO	2B	3B	HR	AB	B/AVG	WP	HBP	BK	SFA	SHA
22.50	4.00	0-0	2-0	0	0-0	0	2.0	7	5	5	1	1	4	0	0	12	.583	4	2	0	0	0

**LAST WIN:** -- | **LAST SAVE:** -- | **LAST HR ALLOWED:** --

LAST THREE GAMES:	DEC.	IP	H	R	ER	BB	SO
2/26/26 vs. California Baptist	ND	1.0	4	3	3	1	0
3/7/26 vs. UMass Lowell	ND	1.0	3	2	2	0	1
--	--	--	--	--	--	--	--

**2026 HIGHLIGHTS:**

## #24 GARRETT JOHNSTON

Junior | RHP | Trabuco Canyon, Calif. | Orange Coast College

ERA	WHIP	W-L	APP-GS	CG	SHO	SV	IP	H	R	ER	BB	SO	2B	3B	HR	AB	B/AVG	WP	HBP	BK	SFA	SHA
--	--	--	--	--	--	--	--	--	--	--	--	--	--	--	--	--	--	--	--	--	--	--

**LAST WIN:** -- | **LAST SAVE:** -- | **LAST HR ALLOWED:** --

LAST THREE GAMES:	DEC.	IP	H	R	ER	BB	SO
--	--	--	--	--	--	--	--
--	--	--	--	--	--	--	--
--	--	--	--	--	--	--	--

**2026 HIGHLIGHTS:** Will miss the entire season due to injury.

## #27 CAL AMBORN

Redshirt Junior | RHP | Larkspur, Calif. | Archie Williams High School

ERA	WHIP	W-L	APP-GS	CG	SHO	SV	IP	H	R	ER	BB	SO	2B	3B	HR	AB	B/AVG	WP	HBP	BK	SFA	SHA
6.11	1.42	0 - 1	11 - 0	0	0 - 0	0	17.2	21	14	12	4	9	2	0	4	67	.313	2	1	0	2	2

**LAST WIN:** -- | **LAST SAVE:** -- | **LAST HR ALLOWED:** vs. Santa Clara (3/22/26)

LAST THREE GAMES:	DEC.	IP	H	R	ER	BB	SO
4/2/26 at LMU	ND	1.0	1	2	2	0	1
4/6/26 vs. California	ND	1.0	2	0	0	0	0
4/10/26 vs. San Diego	ND	2.1	3	2	1	0	3

**2026 HIGHLIGHTS:** Pitched 1.0 inning and allowed one walk to earn his first save of the season against Western Illinois (Feb. 14) ... Earned the save in the 7-6 13-inning victory at San Jose State (Feb. 20).

## #28 JAKE ANDREAS

Freshman | RHP | Saint George, Utah | Dixie High School

ERA	WHIP	W-L	APP-GS	CG	SHO	SV	IP	H	R	ER	BB	SO	2B	3B	HR	AB	B/AVG	WP	HBP	BK	SFA	SHA
12.27	2.00	1 - 2	8 - 1	0	0 - 0	0	11.0	17	16	15	5	10	4	0	3	49	.347	1	3	0	0	0

**LAST WIN:** vs. WIU (2/13/26) | **LAST SAVE:** -- | **LAST HR ALLOWED:** vs. California Baptist (2/26/26)

LAST THREE GAMES:	DEC.	IP	H	R	ER	BB	SO
3/24/26 at Nevada	ND	0.1	3	3	3	1	0
4/6/26 vs. California	L, 2	2.0	1	2	2	0	2
4/14/26 at Sacramento State	ND	1.0	4	3	2	0	0

**2026 HIGHLIGHTS:** Earned his first-career victory in 2.1 innings out of the bullpen and recorded three strikeouts against Western Illinois (Feb. 14).

## #31 JACKSON THIELEN

Graduate Student | LHP | Eden Prairie, Minn. | Gustavus Adolphus

ERA	WHIP	W-L	APP-GS	CG	SHO	SV	IP	H	R	ER	BB	SO	2B	3B	HR	AB	B/AVG	WP	HBP	BK	SFA	SHA
--	--	--	--	--	--	--	--	--	--	--	--	--	--	--	--	--	--	--	--	--	--	--

**LAST WIN:** -- | **LAST SAVE:** -- | **LAST HR ALLOWED:** --

LAST THREE GAMES:	DEC.	IP	H	R	ER	BB	SO
--	--	--	--	--	--	--	--
--	--	--	--	--	--	--	--
--	--	--	--	--	--	--	--

**2026 HIGHLIGHTS:** Has not appeared in a game this season.

## #32 TREVOR BUSBY

Freshman | INF/RHP | Yucaipa, Calif. | Yucaipa High School

ERA	WHIP	W-L	APP-GS	CG	SHO	SV	IP	H	R	ER	BB	SO	2B	3B	HR	AB	B/AVG	WP	HBP	BK	SFA	SHA
7.36	2.45	0 - 1	4 - 1	0	0 - 0	0	3.2	5	4	3	4	1	2	0	1	13	.385	1	0	0	1	0

**LAST WIN:** -- | **LAST SAVE:** -- | **LAST HR ALLOWED:** vs. Sacramento State (3/17/26)

LAST THREE GAMES:	DEC.	IP	H	R	ER	BB	SO
3/17/26 vs. Sacramento State	L, 1	1.0	1	3	3	2	1
3/24/26 at Nevada	ND	1.0	1	0	0	1	0
4/6/26 vs. California	ND	0.2	2	1	0	0	0

**2026 HIGHLIGHTS:** Earned his first-career start on the mound against Sacramento State (Mar. 17).

## #34 ALEX GOMEZ

Junior | RHP | San Leandro, Calif. | Laney Junior College

ERA	WHIP	W-L	APP-GS	CG	SHO	SV	IP	H	R	ER	BB	SO	2B	3B	HR	AB	B/AVG	WP	HBP	BK	SFA	SHA
15.00	2.50	0 - 0	6 - 0	0	0 - 0	0	6.0	8	11	10	7	6	1	0	2	23	.348	3	0	0	2	1

**LAST WIN:** -- | **LAST SAVE:** -- | **LAST HR ALLOWED:** at Nevada (3/34/26)

LAST THREE GAMES:	DEC.	IP	H	R	ER	BB	SO
3/2/26 at Nevada	ND	0.1	2	2	2	0	0
4/6/26 vs. California	ND	1.1	2	3	2	1	1
4/14/26 at Sacramento State	ND	1.0	1	0	0	0	2

**2026 HIGHLIGHTS:**

## #35 KAI YOVANOVICH

Graduate Student | RHP | Richmond, Calif. | Laney Junior College

ERA	WHIP	W-L	APP-GS	CG	SHO	SV	IP	H	R	ER	BB	SO	2B	3B	HR	AB	B/AVG	WP	HBP	BK	SFA	SHA
1.80	.85	4 - 0	13 - 0	0	0 - 0	1	20.0	10	4	4	7	22	2	0	1	67	.149	1	2	0	0	1

**LAST WIN:** at UC Riverside (3/14/26) | **LAST SAVE:** vs. Seattle U (3/29/26) | **LAST HR ALLOWED:** at LMU (4/4/26)

LAST THREE GAMES:	DEC.	IP	H	R	ER	BB	SO
4/3/26 at LMU	ND	1.0	0	0	0	0	0
4/4/26 at LMU	ND	1.0	1	1	1	0	3
4/12/26 vs. San Diego	ND	2.0	1	0	0	1	0

**2026 HIGHLIGHTS:** Recorded a career-best five strikeouts and earned his second-career win at San Jose State (Feb. 20) ... Pitched two innings and allowed one hit to earn the win over California Baptist (Feb. 28) ... Recorded his third win on the mound, pitching 1.1 innings out of the bullpen in the win over UMass Lowell (Mar. 6) ... Earned his first-career save while striking out two in one inning against Seattle U (Mar. 29).

## #36 CHRIS BYHRE

Graduate Student | RHP | Waukesha, Wis. | Omaha/Madison College/EKU

ERA	WHIP	W-L	APP-GS	CG	SHO	SV	IP	H	R	ER	BB	SO	2B	3B	HR	AB	B/AVG	WP	HBP	BK	SFA	SHA
7.71	1.14	1 - 0	6 - 0	0	0 - 0	0	7.0	6	6	6	2	8	1	1	0	26	.231	0	4	2	0	2

**LAST WIN:** vs. Seattle U (3/27/26) | **LAST SAVE:** -- | **LAST HR ALLOWED:** --

LAST THREE GAMES:	DEC.	IP	H	R	ER	BB	SO
3/27/26 vs. Seattle U	W, 1	2.2	0	0	0	0	2
4/2/26 at LMU	ND	0.1	2	5	5	0	1
4/14/26 at Sacramento State	ND	1.0	1	0	0	0	0

**2026 HIGHLIGHTS:** Struck out the side in his third appearance on the mound against Santa Clara (Mar. 22) ... Pitched 2.2 innings and struck out two batters for his first win on the mound as a member of the green and gold against Seattle U (Mar. 27).

## #38 GINO ROSSI

Junior | RHP | Pinole, Calif. | College of San Mateo

ERA	WHIP	W-L	APP-GS	CG	SHO	SV	IP	H	R	ER	BB	SO	2B	3B	HR	AB	B/AVG	WP	HBP	BK	SFA	SHA
15.43	2.57	0 - 1	6 - 0	0	0 - 0	0	4.2	10	8	8	2	4	2	0	1	25	.400	2	3	0	0	0

**LAST WIN:** -- | **LAST SAVE:** -- | **LAST HR ALLOWED:** vs. California Baptist (2/26/26)

LAST THREE GAMES:	DEC.	IP	H	R	ER	BB	SO
3/17/26 vs. Sacramento State	ND	1.0	0	0	0	0	1
3/24/26 at Nevada	ND	0.1	1	3	3	1	0
4/6/26 vs. California	ND	1.0	1	0	0	0	2

**2026 HIGHLIGHTS:**

## #39 ALAN GONZALEZ

Freshman | RHP | Salinas, Calif. | Palma High School

ERA	WHIP	W-L	APP-GS	CG	SHO	SV	IP	H	R	ER	BB	SO	2B	3B	HR	AB	B/AVG	WP	HBP	BK	SFA	SHA
5.40	1.43	0 - 1	12 - 2	0	0 - 0	0	13.1	12	10	8	7	11	6	0	1	50	.240	0	3	0	0	2

**LAST WIN:** -- | **LAST SAVE:** -- | **LAST HR ALLOWED:** at LMU (4/2/26)

LAST THREE GAMES:	DEC.	IP	H	R	ER	BB	SO
4/2/26 at LMU	ND	0.0	2	3	3	1	0
4/4/26 vs. California	ND	2.0	0	0	0	0	2
4/14/26 at Sacramento State	L, 1	0.2	1	4	3	3	0

**2026 HIGHLIGHTS:** Recorded two strikeouts in 2.0 innings of work against Seattle U (Mar. 28) ... Earned his first-career start on the mound against California (Apr. 6).

## #40 GABRIEL BARRETT

Senior | RHP | Mountain View, Calif. | Mountain View High School

ERA	WHIP	W-L	APP-GS	CG	SHO	SV	IP	H	R	ER	BB	SO	2B	3B	HR	AB	B/AVG	WP	HBP	BK	SFA	SHA
4.27	1.38	1 - 3	9 - 9	0	0 - 1	0	46.1	57	23	22	7	48	10	3	1	187	.305	1	6	1	0	4

**LAST WIN:** vs. Western Illinois (2/13/26) | **LAST SAVE:** -- | **LAST HR ALLOWED:** vs. Seattle U (3/27/26)

LAST THREE GAMES:	DEC.	IP	H	R	ER	BB	SO
3/27/26 vs. Seattle U	ND	3.1	4	4	4	2	7
4/2/26 at LMU	ND	6.0	4	0	0	2	10
4/10/26 vs. San Diego	L, 3	5.1	11	4	4	0	5

**2026 HIGHLIGHTS:** Recorded the win in the season opener with 5.0 innings of work and five strikeouts against Western Illinois (Feb. 13) ... Posted seven strikeouts in 3.1 innings in the series-opening win over Seattle U (Mar. 27) ... Recorded a career-best 10 strikeouts at LMU (Apr. 2).

## #52 WESLEY HARWELL

Sophomore | RHP | Mountain View, Calif. | Mountain View High School

ERA	WHIP	W-L	APP-GS	CG	SHO	SV	IP	H	R	ER	BB	SO	2B	3B	HR	AB	B/AVG	WP	HBP	BK	SFA	SHA
16.20	2.70	0-0	3-0	0	0-0	0	3.1	7	6	6	2	1	0	0	1	14	.500	0	1	0	0	0

**LAST WIN:** -- | **LAST SAVE:** -- | **LAST HR ALLOWED:** at San Jose State (2/21/26)

LAST THREE GAMES:	DEC.	IP	H	R	ER	BB	SO
2/21/26 at San Jose State	ND	1.0	2	2	2	0	0
2/27/26 vs. California Baptist	ND	2.0	0	0	0	2	1
3/7/26 vs. UMass Lowell	ND	0.1	5	4	4	0	0

**2026 HIGHLIGHTS:**

## SEASON RESULTS

Date	Opponent	W/L	Score	WP	LP	SV	Record
February 13	WESTERN ILLINOIS	W	2-0	Gabriel Barrett (1-0)	Max Tripure (0-1)	Quentin Pohorski (1)	1-0
February 14	WESTERN ILLINOIS	W	5-4	Jake Andreas (1-0)	Jason Buhl (0-1)	Nick Bacura (1)	2-0
February 15	WESTERN ILLINOIS	W	10-6	Thomas Gonzales (1-0)	Harrison Dubois (0-1)	N/A	3-0
February 16	OFF DAY						
February 17	OFF DAY						
February 18	UC DAVIS	L	2-1	Keenan Anzai (1-0)	Gino Rossi (0-1)	Rowen Barnes (1)	3-1
February 19	OFF DAY						
February 20	at San Jose State	W	7-6 (13)	Kai Yovanovich (1-0)	Jose Gutierrez (0-1)	Nick Baura (2)	4-1
February 21	at San Jose State	L	7-3	Luca Pintar (1-0)	Adrian Valdez (0-1)	N/A	4-2
February 22	SAN JOSE STATE	W	9-3	Hunter Holzemer (1-0)	Dylan Smith (0-1)	N/A	5-2
February 23	OFF DAY						
February 24	OFF DAY						
February 25	OFF DAY						
February 26	CALIFORNIA BAPTIST	L	16-2	Michael Malki (3-0)	Jake Andreas (1-1)	N/A	5-3
February 27	CALIFORNIA BAPTIST	L	7-1	Bryan Peck (2-0)	Gabriel Barrett (1-1)	Nico Urquidi (1)	5-4
February 28	CALIFORNIA BAPTIST	W	3-2	Kai Yovanovich (2-0)	Ryne Palmer (1-1)	Nick Baura (3)	6-4
<b>February Record: 6-4   Home: 5-3   Away: 1-1   WCC: 0-0</b>							
March 1	CALIFORNIA BAPTIST	L	2-1	Alfredo Capacete (1-0)	Adrian Valdez (0-2)	Zachary Yates (1)	6-5
March 2	OFF DAY						
March 3	OFF DAY						
March 4	OFF DAY						
March 5	OFF DAY						
March 6	UMASS LOWELL	W	8-5	Kai Yovanovich (3-0)	Frankie DeMaro (1-2)	Nick Bacura (4)	7-5
March 7	UMASS LOWELL	L	18-7	Will Melby Jr. (1-0)	Gauge Lockhart (0-1)	N/A	7-6
March 8	UMASS LOWELL	L	6-4	Jacob Jette (1-2)	Thomas Gonzales (1-1)	Carlos Martinez (1)	7-7
March 9	UMASS LOWELL	W	8-2	Adrian Valdez (1-2)	Kevin Tourke (0-1)	N/A	8-7
March 10	OFF DAY						
March 11	OFF DAY						
March 12	OFF DAY						
March 13	at UC Riverside	L	7-3	Halen Jaden Guerrero (2-2)	Gabriel Barrett (1-2)	N/A	8-8
March 14	at UC Riverside	W	6-4	Kai Yovanovich (4-0)	Matthew O'Brien (0-3)	Quentin Pohorski (2)	9-8
March 15	at UC Riverside	L	6-5	Thomas Gonzales (1-2)	Joshua Martinez (1-3)	N/A	9-9
March 16	OFF DAY						
March 17	SACRAMENTO STATE	L	8-3	Jackson Halverson (2-1)	Trevor Busby (0-1)	N/A	9-10
March 18	OFF DAY						
March 19	OFF DAY						
March 20	SANTA CLARA	W	2-1	Hunter Holzemer (2-0)	Vincent Braga (0-1)	Nick Bacura (5)	10-10
March 21	SANTA CLARA	W	2-1	Gauge Lockhart (1-1)	Jace Gilmore (1-3)	Quentin Pohorski (3)	11-10
March 22	SANTA CLARA	W	6-5	Adrian Valdez (2-2)	RJ Meyn (1-2)	Nick Bacura (6)	12-10
March 23	OFF DAY						
March 24	at Nevada	L	14-9	Ryan Oaks (1-0)	Cal Amborn (0-1)	N/A	12-11
March 25	OFF DAY						
March 26	OFF DAY						
March 27	SEATTLE U	W	8-4	Chris Byhre (1-0)	Travis Farrell (0-4)	N/A	13-11
March 28	SEATTLE U	W	6-5 (10)	Nick Bacura (1-0)	Ryan Stone (1-1)	N/A	14-11
March 29	SEATTLE U	W	8-5	Hunter Holzemer (3-0)	Micah Hagler (2-3)	Kai Yovanovich (1)	15-11
March 30	OFF DAY						
March 31	at UC Davis			Canceled due to rain and poor field conditions			
<b>March Record: 9-7   Home: 8-4   Away: 1-3   WCC: 6-0</b>							
April 1	OFF DAY						
April 2	at LMU	L	12-10	Matt Moreno (1-0)	Nick Bacura (0-1)	N/A	15-12
April 3	at LMU	W	6-4	Hunter Holzemer (4-0)	Adam Behrens (L, 3-4)	Quentin Pohorski (4)	16-12

April 4	at LMU	L	10-7	Matt Moreno (W, 2-0)	Thomas Gonzales (1-3)	Jacob Fried (1)	16-13
April 5	OFF DAY						
April 6	CALIFORNIA	L	8-0	Jett Wright (W, 1-0)	Jake Andreas, (1-2)	N/A	16-14
April 7	OFF DAY						
April 8	OFF DAY						
April 9	OFF DAY						
April 10	SAN DIEGO	L	9-2	Drake Frize (2-4)	Gabriel Barrett (1-3)	N/A	16-15
April 11	SAN DIEGO	W	7-5	Quentin Pohorski (1-0)	Hayden Cody (1-2)	Nick Bacura (7)	17-15
April 12	SAN DIEGO	W	6-1	Adrian Valdez (3-2)	Fernando Palencia (2-3)	N/A	18-15
April 13	OFF DAY						
April 14	at Sacramento State	L	12-2	Devin James (2-1)	Alan Gonzales (0-1)	N/A	18-16
April 15	OFF DAY						
April 16	OFF DAY						
April 17	at Portland	--	--	--	--	--	--
April 18	at Portland	--	--	--	--	--	--
April 19	at Portland	--	--	--	--	--	--
April 20	OFF DAY						
April 21	at California	--	--	--	--	--	--
April 22	OFF DAY						
April 23	OFF DAY						
April 24	PACIFIC	--	--	--	--	--	--
April 25	PACIFIC	--	--	--	--	--	--
April 26	PACIFIC	--	--	--	--	--	--
April 27	OFF DAY						
April 28	SAN JOSE STATE	--	--	--	--	--	--
April 29	OFF DAY						
April 30	OFF DAY						

**April Record: 3-5 | Home: 2-2 | Away: 1-3 | WCC: 3-3**

May 1	at Pepperdine	--	--	--	--	--	--
May 2	at Pepperdine	--	--	--	--	--	--
May 3	at Pepperdine	--	--	--	--	--	--
May 4	OFF DAY						
May 5	OFF DAY						
May 6	at Stanford	--	--	--	--	--	--
May 7	OFF DAY						
May 8	GONZAGA	--	--	--	--	--	--
May 9	GONZAGA	--	--	--	--	--	--
May 10	GONZAGA	--	--	--	--	--	--
May 11	OFF DAY						
May 12	OFF DAY						
May 13	OFF DAY						
May 14	at Saint Mary's	--	--	--	--	--	--
May 15	at Saint Mary's	--	--	--	--	--	--
May 16	at Saint Mary's	--	--	--	--	--	--
May 20-23	at WCC Championship	--	--	--	--	--	--

**May Record: 0-0 | Home: 0-0 | Away: 0-0**

Home Games in CAPS

LAST FOUR BOX SCORES

San Francisco (18-16) -vs- Sacramento State (16-22)  
4/14/2026 at Sacramento, Calif. (John Smith Field)

Score by Innings	1	2	3	4	5	6	7	R	H	E
San Francisco	2	0	0	0	0	0	0	2	3	2
Sacramento State	4	3	0	2	3	0	X	12	13	0

San Francisco 2

Player	AB	R	H	RBI	BB	SO	LOB
Lewis, Jared 2b	2	0	0	0	0	0	1
Hiroamoto, Jake ph/2b	1	0	0	0	1	0	0
Lewis, Jordan cf	3	1	1	0	1	0	1
Nystrom, Jackson dh	3	1	1	0	0	0	0
Esquivel, Eddison lf	1	0	0	1	0	0	0
Burke, Brendan 1b	2	0	0	0	1	0	1
Davis, Wyatt rf	2	0	0	0	2	1	0
Walsh, Nick ph/rf	1	0	0	0	1	0	0
Luyben, Brady c	3	0	0	0	0	1	1
Vaselli, Tino 3b	2	0	1	0	1	0	0
Nagy, Zach ss	3	0	0	0	0	0	1
Gonzalez, Alan p	0	0	0	0	0	0	0
Gonzalez, Thomas p	0	0	0	0	0	0	0
Byhre, Chris p	0	0	0	0	0	0	0
Wheeler, Paul p	0	0	0	0	0	0	0
Andreas, Jake p	0	0	0	0	0	0	0
Gomez, Alex p	0	0	0	0	0	0	0
<b>Totals</b>	<b>23</b>	<b>2</b>	<b>3</b>	<b>0</b>	<b>4</b>	<b>5</b>	<b>6</b>

Sacramento State 12

Player	AB	R	H	RBI	BB	SO	LOB
Harry, Sam cf	4	2	1	0	1	1	1
Ellis, Ryan dh	3	3	2	0	1	0	0
Beasley, Nikhil ph/c	1	0	0	0	0	0	1
Dessens, Erick rf	4	2	2	2	0	0	0
Pimentel-Guerrero, L 1b/lf	3	3	3	3	1	0	0
Poturnak, Jakob 3b	2	0	1	2	0	0	0
Jeremiah, Jace ss	3	1	1	2	0	0	1
Perazzo, Michael ph/ss	1	0	0	0	0	0	0
Sewell, Cameron 2b	4	0	1	1	0	1	2
Hadley, Ayden c	4	0	2	0	0	1	3
Hunter, Colin pr	0	0	0	0	0	0	0
Ott, Brett lf	1	1	0	0	1	0	0
Mullin, Jamie ph/1b	1	0	0	0	1	0	0
Entz, Konner p	0	0	0	0	0	0	0
James, Devin p	0	0	0	0	0	0	0
Timothy, Carson p	0	0	0	0	0	0	0
Marton, Kurt p	0	0	0	0	0	0	0
Monson, Andrew p	0	0	0	0	0	0	0
Sorlie, Chase p	0	0	0	0	0	0	0
<b>Totals</b>	<b>31</b>	<b>12</b>	<b>13</b>	<b>10</b>	<b>4</b>	<b>4</b>	<b>8</b>

2B: Vaselli, Tino (1)  
SB: Lewis, Jordan (1)  
HBP: Hiroamoto, Jake (1); Esquivel, Eddison (1)  
E: Lewis, Jared (1); Vaselli, Tino (1)

2B: Dessens, Erick (1); Sewell, Cameron (1)  
HR: Pimentel-Guerrero, L (1)  
SH: Ott, Brett (1)  
SB: Ott, Brett (1)  
HBP: Poturnak, Jakob (2)  
DP: 1

San Francisco	IP	H	R	ER	BB	SO	WP	BK	HBP	IBB	AB	BF	FO	GO	NP
Gonzalez, Alan (L, 0-1)	0.2	1	4	3	3	0	0	1	0	3	7	0	2	28	
Gonzalez, Thomas	1.1	3	3	3	1	1	1	0	0	0	7	8	2	27	
Byhre, Chris	1.0	1	0	0	0	0	0	0	0	0	3	4	2	8	
Wheeler, Paul	1.0	3	2	2	0	1	0	1	0	0	6	7	1	26	
Andreas, Jake	1.0	4	3	2	0	0	0	0	0	0	8	8	2	27	
Gomez, Alex	1.0	1	0	0	0	2	0	0	0	0	4	4	1	21	
<b>Totals</b>	<b>13</b>	<b>12</b>	<b>10</b>	<b>4</b>	<b>4</b>	<b>1</b>	<b>0</b>	<b>2</b>	<b>0</b>	<b>31</b>	<b>38</b>	<b>8</b>	<b>6</b>	<b>137</b>	

Sacramento State	IP	H	R	ER	BB	SO	WP	BK	HBP	IBB	AB	BF	FO	GO	NP
Entz, Konner	2.0	1	2	0	3	1	0	0	0	0	7	10	2	3	32
James, Devin (W, 2-1)	2.0	2	0	0	1	1	0	0	0	0	7	8	2	2	31
Timothy, Carson	1.0	0	0	0	1	0	0	0	0	0	3	3	1	1	16
Marton, Kurt	0.2	0	0	0	1	0	0	1	0	0	2	3	1	0	4
Monson, Andrew	0.1	0	0	0	1	0	0	0	0	0	1	1	0	0	4
Sorlie, Chase	1.0	0	0	0	0	0	0	1	0	0	3	4	2	1	11
<b>Totals</b>	<b>3</b>	<b>2</b>	<b>0</b>	<b>4</b>	<b>5</b>	<b>0</b>	<b>0</b>	<b>2</b>	<b>0</b>	<b>23</b>	<b>29</b>	<b>8</b>	<b>7</b>	<b>106</b>	

Win: James, Devin (2-1)  
Loss: Gonzalez, Alan (0-1)  
HBP: Gonzalez, Alan, Wheeler, Paul, Marton, Kurt, Sorlie, Chase  
PB: Hadley, Ayden (2)

Umpires: Home Plate: Brian Kline First: Jason Venzon Third Base: Michael Carr  
Start: 6:05 PM Time: 2:30 Attendance: 201 Weather: Better than the weekend

San Diego (13-20) -vs- San Francisco (18-15)  
4/12/2026 at San Francisco, CA (Benedetti Diamond)

Score by Innings	1	2	3	4	5	6	7	8	9	R	H	E
San Diego	1	0	0	0	0	0	0	0	0	1	8	1
San Francisco	0	0	1	1	0	2	0	2	X	6	8	0

San Diego 1

Player	AB	R	H	RBI	BB	SO	LOB
CJ Moran 1b	4	1	3	0	0	1	0
Phoenix Brant dh	4	0	0	0	0	2	1
Andrew Gauna cf	4	0	2	1	0	0	0
Jayden Lobliner c	4	0	0	0	0	0	1
Connor Meidroth 3b	4	0	1	0	0	0	0
Gabe Springer lf	2	0	0	0	1	1	0
Cade Martinez ss	4	0	1	0	0	1	2
Gage Mestas rf	3	0	1	0	0	0	1
Fernando Palencia p	0	0	0	0	0	0	0
Kyle Bade p	0	0	0	0	0	0	0
Christian Garcia p	0	0	0	0	0	0	0
Lucas Shannon p	0	0	0	0	0	0	0
Chaz McRoberts p	0	0	0	0	0	0	0
<b>Totals</b>	<b>32</b>	<b>1</b>	<b>8</b>	<b>1</b>	<b>1</b>	<b>5</b>	<b>6</b>

San Francisco 6

Player	AB	R	H	RBI	BB	SO	LOB
Jared Lewis 2b	3	1	1	1	1	2	0
TJ Rogers ss	3	1	1	0	1	0	0
Trevor Harmon 1b	3	1	0	0	0	1	0
Eddison Esquivel dh/rf	3	2	1	0	1	0	0
Brendan Burke c	4	0	2	2	0	2	0
Tyler Harries 3b	3	0	1	1	0	0	1
Isaiah Landry lf	4	1	1	0	0	1	0
Jayden Garrison cf	3	0	0	0	0	0	3
Hunter Holzemer p	0	0	0	0	0	0	0
Tino Vaselli ph	1	0	1	0	0	0	0
Nick Bacura p	0	0	0	0	0	0	0
Myles Kallinger rf/cf	4	0	0	0	0	1	2
Adrian Valdez p	0	0	0	0	0	0	0
Kai Yovanovich p	0	0	0	0	0	0	0
<b>Totals</b>	<b>31</b>	<b>6</b>	<b>8</b>	<b>5</b>	<b>3</b>	<b>7</b>	<b>6</b>

2B: CJ Moran (1); Connor Meidroth (1); Cade Martinez (1)  
HBP: Gabe Springer (1)  
E: Cade Martinez (1)

2B: TJ Rogers (1); Eddison Esquivel (1); Isaiah Landry (1)  
SB: Brendan Burke (1); Tino Vaselli (1)  
HBP: Trevor Harmon (1); Tyler Harries (1)  
DP: 1

San Diego	IP	H	R	ER	BB	SO	WP	BK	HBP	IBB	AB	BF	FO	GO	NP
Fernando Palencia (L, 2-3)	5.0	5	2	2	0	5	0	0	0	0	18	18	4	4	-
Kyle Bade	0.0	0	2	1	2	0	0	0	0	0	0	2	0	0	-
Christian Garcia	1.0	1	0	0	0	0	0	1	0	0	5	6	3	0	-
Lucas Shannon	1.0	0	2	2	1	1	0	0	1	0	3	5	2	0	-
Chaz McRoberts	1.0	2	0	0	0	1	0	0	0	0	5	5	1	1	-
<b>Totals</b>	<b>8</b>	<b>6</b>	<b>5</b>	<b>3</b>	<b>7</b>	<b>0</b>	<b>0</b>	<b>2</b>	<b>0</b>	<b>0</b>	<b>31</b>	<b>36</b>	<b>10</b>	<b>5</b>	

San Francisco	IP	H	R	ER	BB	SO	WP	BK	HBP	IBB	AB	BF	FO	GO	NP
Adrian Valdez (W, 3-2)	5.0	6	1	1	0	1	0	0	1	0	19	20	6	6	-
Kai Yovanovich	2.0	1	0	0	1	0	0	0	0	0	6	7	3	2	-
Hunter Holzemer	1.0	1	0	0	2	0	1	0	0	0	4	4	0	1	-
Nick Bacura	1.0	0	0	0	2	0	0	0	0	0	3	3	1	0	-
<b>Totals</b>	<b>8</b>	<b>1</b>	<b>1</b>	<b>1</b>	<b>5</b>	<b>0</b>	<b>1</b>	<b>1</b>	<b>0</b>	<b>0</b>	<b>32</b>	<b>34</b>	<b>10</b>	<b>9</b>	

Win: Adrian Valdez (3-2)  
Loss: Fernando Palencia (2-3)  
HBP: Christian Garcia, Lucas Shannon, Adrian Valdez  
PB: Brendan Burke (1)

Umpires: Home Plate: Talon Greene First: Cody Allenbrand Second Base: Tim Vessey Third Base: Brian Kline  
Start: 1:05 PM Time: 2:54 Attendance: 357 Weather: Rainy (of course)

Game notes:  
- Bade faced 2 batters in the 6th.  
- Shannon faced 2 batters in the 8th.

San Diego (13-19) -vs- San Francisco (17-15)  
4/11/2026 at San Francisco, CA (Benedetti Diamond)

Score by Innings	1	2	3	4	5	6	7	8	9	R	H	E
San Diego	1	0	2	0	2	0	0	0	0	5	6	0
San Francisco	0	0	4	1	0	0	0	2	X	7	8	0

San Diego 5

Player	AB	R	H	RBI	BB	SO	LOB
CJ Moran 1b	4	1	1	0	1	3	0
Phoenix Brant dh	5	1	2	0	0	2	0
Andrew Gauna cf	3	1	1	2	1	0	0
Jayden Lobliner c	3	1	2	2	1	0	1
Connor Meidroth 3b	4	0	1	0	0	0	1
Gabe Springer lf	2	0	0	2	1	0	0
Cade Martinez ss	2	0	0	2	0	3	0
Diego Gonzalez 2b	3	0	0	0	1	1	1
Gage Mestas rf	3	1	0	0	2	0	0
Diego Gutierrez p	0	0	0	0	0	0	0
Caleb Sebek p	0	0	0	0	0	0	0
Hayden Cody p	0	0	0	0	0	0	0
<b>Totals</b>	<b>29</b>	<b>5</b>	<b>6</b>	<b>4</b>	<b>7</b>	<b>9</b>	<

SCORE BY INNINGS

Inning	1	2	3	4	5	6	7	8	9	10+	Total
Opponent	30	15	9	28	24	30	37	23	9	2	207
San Francisco	14	21	23	16	35	17	18	19	3	3	169

MULTI-HIT GAMES

Player	2	3	4	5	6	7+	Total
Bellisimo, Matteo	--	--	--	--	--	--	--
Burke, Brendan	1	--	1	--	--	--	2
Busby, Trevor	--	--	--	--	--	--	--
Davis, Wyatt	2	--	--	--	--	--	2
Esquivel, Eddison	9	1	1	--	--	--	11
Garrison, Jayden	3	1	--	--	--	--	4
Harmon, Trevor	7	1	--	--	--	--	8
Harries, Tyler	2	1	--	--	--	--	3
Hiroto, Jake	--	--	--	--	--	--	--
Kallinger, Myles	1	2	--	--	--	--	3
Landry, Isaiah	2	1	--	--	--	--	3
Lewis, Jared	4	--	--	--	--	--	4
Lewis, Jordan	2	--	--	--	--	--	2
Luyben, Brady	--	--	--	--	--	--	--
Nagy, Zach	--	--	--	--	--	--	--
Nystrom, Jackson	2	--	1	--	--	--	3
Ramppen, Zack	5	--	--	--	--	--	5
Rogers, TJ	9	1	--	--	--	--	10
Vasell, Tino	--	--	--	--	--	--	--
Walsh, Nick	--	--	--	--	--	--	--

MULTI-RBI GAMES

Player	2	3	4	5	6	7+	Total
Bellisimo, Matteo	1	--	--	--	--	--	1
Burke, Brendan	3	1	--	--	--	--	4
Busby, Trevor	--	--	--	--	--	--	--
Davis, Wyatt	1	--	1	--	--	--	2
Esquivel, Eddison	1	1	--	--	--	--	2
Garrison, Jayden	1	2	--	--	--	--	3
Harmon, Trevor	1	--	--	--	--	--	1
Harries, Tyler	2	--	--	--	--	--	2
Hiroto, Jake	--	--	--	--	--	--	--
Kallinger, Myles	--	--	--	1	--	--	1
Landry, Isaiah	1	--	--	--	--	--	1
Lewis, Jared	4	--	--	--	--	--	4
Lewis, Jordan	--	--	--	--	--	--	--
Luyben, Brady	--	--	--	--	--	--	--
Nagy, Zach	1	--	--	--	--	--	1
Nystrom, Jackson	--	3	1	--	--	--	4
Ramppen, Zack	3	--	--	--	--	--	3
Rogers, TJ	1	--	--	--	--	--	1
Vasell, Tino	--	--	--	--	--	--	--
Walsh, Nick	--	--	--	--	--	--	--

LEADING OFF

Player	AVG	AB	H	2B	3B	HR	RBI	SO	BB
Bellisimo, Matteo	--	--	--	--	--	--	--	--	--
Burke, Brendan	--	--	--	--	--	--	--	--	--
Busby, Trevor	--	--	--	--	--	--	--	--	--
Davis, Wyatt	--	--	--	--	--	--	--	--	--
Esquivel, Eddison	--	--	--	--	--	--	--	--	--
Garrison, Jayden	.182	44	8	2	0	1	5	18	5
Harmon, Trevor	--	--	--	--	--	--	--	--	--
Harries, Tyler	.500	4	2	1	0	0	0	2	0
Hiroto, Jake	--	--	--	--	--	--	--	--	--
Kallinger, Myles	.000	8	0	0	0	0	0	4	0
Landry, Isaiah	.200	25	5	2	1	1	4	10	1
Lewis, Jared	.200	20	4	0	0	0	4	8	3
Lewis, Jordan	--	--	--	--	--	--	--	--	--
Luyben, Brady	--	--	--	--	--	--	--	--	--
Nagy, Zach	--	--	--	--	--	--	--	--	--
Nystrom, Jackson	--	--	--	--	--	--	--	--	--
Ramppen, Zack	--	--	--	--	--	--	--	--	--
Rogers, TJ	.000	7	0	0	0	0	0	2	1
Vasell, Tino	.286	21	6	0	0	0	1	7	10
Walsh, Nick	--	--	--	--	--	--	--	--	--

CLEAN UP HITTERS

Player	AVG	AB	H	2B	3B	HR	RBI	SO	BB
Bellisimo, Matteo	--	--	--	--	--	--	--	--	--
Burke, Brendan	.150	20	3	1	0	0	1	12	2
Busby, Trevor	--	--	--	--	--	--	--	--	--
Davis, Wyatt	.158	19	3	1	0	1	4	6	4
Esquivel, Eddison	.167	12	2	0	0	0	0	1	6
Garrison, Jayden	.000	4	0	0	0	0	0	2	0
Harmon, Trevor	.400	5	2	0	0	1	1	2	2
Harries, Tyler	--	--	--	--	--	--	--	--	--
Hiroto, Jake	--	--	--	--	--	--	--	--	--
Kallinger, Myles	--	--	--	--	--	--	--	--	--
Landry, Isaiah	--	--	--	--	--	--	--	--	--
Lewis, Jared	--	--	--	--	--	--	--	--	--
Lewis, Jordan	--	--	--	--	--	--	--	--	--
Luyben, Brady	--	--	--	--	--	--	--	--	--
Nagy, Zach	--	--	--	--	--	--	--	--	--
Nystrom, Jackson	.333	7	2	0	0	0	1	2	1
Ramppen, Zack	--	--	--	--	--	--	--	--	--
Rogers, TJ	.391	46	18	3	0	6	8	10	6
Vasell, Tino	--	--	--	--	--	--	--	--	--
Walsh, Nick	--	--	--	--	--	--	--	--	--

5+ STRIKEOUT GAMES AS A STARTER							
Player	5	6	7	8	9	10+	Total
Amborn, Cal	--	--	--	--	--	--	--
Andreas, Jake	--	--	--	--	--	--	--
Bacura, Nick	--	--	--	--	--	--	--
Barrett, Gabriel	4	1	1	--	--	1	7
Busby, Trevor	--	--	--	--	--	--	--
Byhre, Chris	--	--	--	--	--	--	--
Cabrera, AC	--	--	--	--	--	--	--
Gomez, Alex	--	--	--	--	--	--	--
Gonzales, Thomas	--	--	--	--	--	--	--
Gonzalez, Alan	--	--	--	--	--	--	--
Harwell, Wesley	--	--	--	--	--	--	--
Holzemer, Hunter	--	--	--	--	--	--	--
Johnston, Garrett	--	--	--	--	--	--	--
Lockhart, Gauge	2	--	--	1	--	--	3
Nelson, Magnus	--	--	--	--	--	--	--
Pohorski, Quentin	--	--	--	--	--	--	--
Rossi, Gino	--	--	--	--	--	--	--
Thielen, Jackson	--	--	--	--	--	--	--
Valdez, Adrian	2	--	--	--	--	--	2
Wellen, Braden	--	--	--	--	--	--	--
Wheeler, Paul	--	--	--	--	--	--	--
Yovanovich, Kai	--	--	--	--	--	--	--

3+ STRIKEOUT GAMES AS A RELIEVER							
Player	3	4	5	6	7	8+	Total
Amborn, Cal	1	--	--	--	--	--	1
Andreas, Jake	1	--	--	--	--	--	--
Bacura, Nick	--	--	--	--	--	--	--
Barrett, Gabriel	--	--	--	--	--	--	--
Busby, Trevor	--	--	--	--	--	--	--
Byhre, Chris	1	--	--	--	--	--	1
Cabrera, AC	--	--	--	--	--	--	--
Gomez, Alex	--	--	--	--	--	--	--
Gonzales, Thomas	--	1	--	--	--	--	1
Gonzalez, Alan	--	--	--	--	--	--	--
Harwell, Wesley	--	--	--	--	--	--	--
Holzemer, Hunter	1	--	--	--	--	--	1
Johnston, Garrett	--	--	--	--	--	--	--
Lockhart, Gauge	--	--	--	--	--	--	--
Nelson, Magnus	--	--	--	--	--	--	--
Pohorski, Quentin	2	2	1	1	--	--	6
Rossi, Gino	--	--	--	--	--	--	--
Thielen, Jackson	--	--	--	--	--	--	--
Valdez, Adrian	--	--	--	--	--	--	--
Wellen, Braden	1	--	--	--	--	--	1
Wheeler, Paul	1	--	--	--	--	--	1
Yovanovich, Kai	1	1	1	--	--	--	3

QUALITY STARTS	
Player	Total (Last Time)
Amborn, Cal	--
Andreas, Jake	--
Bacura, Nick	--
Barrett, Gabriel	3, Last: at LMU (4/2/26)
Busby, Trevor	--
Byhre, Chris	--
Cabrera, AC	--
Gomez, Alex	--
Gonzales, Thomas	--
Gonzalez, Alan	--
Harwell, Wesley	--
Holzemer, Hunter	--
Johnston, Garrett	--
Lockhart, Gauge	--
Nelson, Magnus	--
Pohorski, Quentin	--
Rossi, Gino	--
Thielen, Jackson	--
Valdez, Adrian	1, vs. UMass Lowell (3/9/26)
Wellen, Braden	--
Wheeler, Paul	--
Yovanovich, Kai	--

## SEASON HIGHS AND LOWS

SEASON HIGHS AND LOWS		
Individual Batting	Most (Player)	Last Time (Date)
Runs in a Game	3, TJ Rogers 3, Eddison Esquivel	vs. Seattle U (3/29/26) at Nevada (3/24/26)
Hits in a Game	4, Jackson Nystrom 4, Eddison Esquivel 4, Brendan Burke	at LMU (4/4/26) vs. UMass Lowell (3/6/26) at San Jose State (2/20/26)
Doubles in a Game	2, Zack Rampfen 2, Jayden Garrison 2, Eddison Esquivel 2, TJ Rogers	at LMU (4/2/26) at LMU (4/2/26) vs. Seattle U (3/27/26) vs. Western Illinois (2/14/26)
Triples in a Game	1, Jayden Garrison 1, Myles Kallinger 1, Isaiah Landry	vs. San Diego (4/11/26) at LMU (4/3/26) vs. UMass Lowell (3/8/26)
Home Runs in a Game	2, TJ Rogers	vs. Santa Clara (3/21/26)
RBI in a Game	5, Myles Kallinger	at UC Riverside (3/14/26)
Walks in a Game	4, Tino Vasell	at UC Riverside (3/15/26)
Strikeouts in a Game	4, Eddison Esquivel 4, Eddison Esquivel 4, Jayden Garrison	vs. San Diego (4/10/26) at LMU (4/4/26) at LMU (4/3/26)
Stolen Bases in a Game	2, TJ Rogers 2, Eddison Esquivel 2, TJ Rogers 2, Myles Kallinger	vs. Seattle U (3/27/26) vs. UMass Lowell (3/6/26) vs. Western Illinois (2/14/26) vs. Western Illinois (2/14/26)
Team Batting	Most (Last Time)	Fewest (Last Time)
Runs in a Game	10, at LMU (4/2/26) 10, vs. Western Illinois (2/14/26)	0, vs. California (4/6/26)
Hits in a Game	15, vs. Seattle U (3/27/26) 15, vs. UMass Lowell (3/7/26)	3, vs. California Baptist (2/26/26)
Doubles in a Game	5, vs. Seattle U (3/27/26)	0 (9x), Last: at LMU (4/3/26)
Triples in a Game	1, vs. San Diego (4/11/26) 1, at LMU (4/3/26) 1, vs. UMass Lowell (3/8/26)	0 (31x), Last: vs. Sacramento State (4/14/26)
Home Runs in a Game	3, vs. Seattle U (3/28/26)	0 (16x), Last: vs. Sacramento State (4/14/26)
RBI in a Game	10, at LMU (4/2/26)	0, vs. California (4/6/26)
Walks in a Game	10, vs. San Jose State (2/20/26)	0, vs. UC Davis (2/18/26)
Strikeouts in a Game	21, at San Jose State (2/20/26)	5, vs. Seattle U (3/29/26)
Stolen Bases in a Game	5, vs. UMass Lowell (3/6/26)	0 (20x), Last: vs. San Diego (4/11/26)
Individual Pitching	Most (Player)	Last Time (Date)
Hits Allowed in a Game	11, Gabriel Barrett	vs. San Diego (4/10/26)
Runs Allowed in a Game	5, Gauge Lockhart 5, Adrian Valdez 5, Chris Byhre 5, Adrian Valdez 5, Gabriel Barrett 5, Gauge Lockhart 5, Gabriel Barrett	vs. San Diego (4/11/26) at LMU (4/4/26) at LMU (4/2/26) at UC Riverside (3/15/26) at UC Riverside (3/13/26) vs. UMass Lowell (3/7/26) vs. California Baptist (2/27/26)
Innings Pitched in a Game (Starter)	6.0, Gabriel Barrett 6.0, Gabriel Barrett 6.0, Adrian Valdez 6.0, Gabriel Barrett	at LMU (4/2/26) vs. Santa Clara (3/20/26) vs. UMass Lowell (3/9/26) at San Jose State (2/20/26)
Innings Pitched in a Game (Reliever)	4.0, Kai Yovanovich 4.0, Quentin Pohorski	at San Jose State (2/20/26) vs. Western Illinois (2/13/26)
Strikeouts in a Game	10, Gabriel Barrett	at LMU (4/2/26)
Walks Allowed in a Game	5, Gauge Lockhart	vs. California Baptist (2/28/26)
Complete Games	--	--
Team Pitching	Most (Last Time)	Fewest (Last Time)
Runs Allowed in a Game	18, vs. UMass Lowell (3/7/26)	0, vs. Western Illinois (2/13/26)
Earned Runs Allowed in a Game	16, vs. California Baptist (2/16/26)	0, vs. Western Illinois (2/13/26)
Hits Allowed in a Game	21, vs. UMass Lowell (3/7/26)	4, at LMU (4/3/26) 4, vs. California Baptist (3/1/26) 4, vs. Western Illinois (2/14/26) 4, vs. Western Illinois (2/13/26)
Doubles Allowed in a Game	5, vs. San Diego (4/10/26) 5, vs. California Baptist (2/26/26)	0 (5x), Last: vs. Seattle U (3/28/26)

Tripled Allowed in a Game	1 (6x), Last: vs. San Diego (4/10/26)	0 (28x), Last:at Sacramento State (4/14/26)
Home Runs Allowed in a Game	7, vs. California Baptist (2/26/26)	0 (19x), Last: vs. San Diego (4/12/26)
Strikeouts in a Game	13, at LMU (4/2/26) 13, at San Jose State (2/20/26)	0, at Nevada (3/24/26)
Walks Allowed in a Game	8, vs. Seattle U (3/28/26) 8, vs. UMass Lowell (3/8/26) 8, vs. California Baptist (2/26/26) 8, at Nevada (3/24/26)	0, vs. San Diego (4/10/26) 0, vs. Santa Clara (3/20/26)

OVERALL STATISTICS

San Francisco Baseball 2025 - 2026 Season

(As of Apr 16, 2026)

San Francisco Overall Statistics

Record: 18-16 Home: 15-9 Away: 3-7 Neutral: 0-0 Conference: 9-3  
Extra Inn: 2-1 Vs. Ranked: 0-0

PLAYER	AVG	GP-GS	AB	R	H	2B	3B	HR	XB	RBI	TB	SLG	BB	HP	K	GDP	OB%	SF	SH	SB-ATT	PO	A	E	FLD%	
HARMON, Trevor	.321	25-22	78	15	25	3	0	2	5	9	34	.436	13	6	18	2	.454	0	0	0-1	172	11	1	.995	
ROGERS, TJ	.284	31-31	116	26	33	9	0	9	18	16	69	.595	22	5	40	1	.420	0	0	6-6	59	88	6	.961	
ESQUIVEL, Eddison	.277	34-34	130	17	36	10	0	0	10	12	46	.354	19	8	36	1	.401	0	0	3-3	80	2	0	1.000	
VASELL, Tino	.259	21-18	54	7	14	1	0	0	1	3	15	.278	15	2	20	2	.437	0	3	4-5	19	33	6	.897	
BURKE, Brendan	.250	28-24	92	7	23	4	0	2	6	13	33	.359	8	2	41	3	.320	1	0	1-1	156	19	3	.983	
RAMPPEN, Zack	.250	24-19	68	13	17	5	0	1	6	8	25	.368	4	3	16	3	.316	1	1	0-0	161	21	3	.984	
HARRIES, Tyler	.243	20-20	74	10	18	3	0	1	4	12	24	.324	13	5	17	0	.387	1	0	0-0	16	45	2	.968	
LANDRY, Isaiah	.229	20-19	70	9	16	7	1	2	10	10	31	.443	4	4	20	2	.308	0	0	1-1	36	1	0	1.000	
LEWIS, Jared	.222	24-21	63	8	14	2	0	1	3	12	19	.302	13	1	22	0	.359	1	3	0-0	34	43	9	.895	
GARRISON, Jayden	.194	30-30	108	18	21	7	1	3	11	13	39	.361	17	3	41	2	.318	1	1	3-3	73	0	4	.948	
-----																									
BUSBY, Trevor	.400	5-1	5	1	2	2	0	0	2	1	4	.800	0	0	1	0	.400	0	0	0-0	1	1	0	1.000	
NYSTROM, Jackson	.351	21-17	57	11	20	2	0	3	5	19	31	.544	5	7	10	2	.464	0	0	0-0	8	1	0	1.000	
KALLINGER, Myles	.306	17-9	36	8	11	3	1	1	5	8	19	.528	4	0	10	0	.366	1	1	4-5	13	1	0	1.000	
BELLISIMO, Matteo	.188	10-2	16	1	3	1	0	0	1	3	4	.250	1	0	6	0	.235	0	0	0-0	0	0	0	.000	
DAVIS, Wyatt	.179	20-16	56	7	10	2	0	1	3	12	15	.268	5	0	19	1	.234	3	0	1-1	6	0	0	1.000	
LEWIS, Jordan	.176	14-9	34	4	6	0	0	0	2	6	17	.176	6	0	14	1	.300	0	1	2-2	23	1	0	1.000	
LUYBEN, Brady	.167	4-2	6	1	1	1	0	0	1	0	2	.333	1	0	1	0	.286	0	0	0-0	13	1	0	1.000	
NAGY, Zach	.163	17-11	43	4	7	1	0	0	1	5	8	.186	3	0	9	2	.213	1	1	1-2	16	29	2	.957	
WALSH, Nick	.125	9-1	8	2	1	0	0	0	0	0	1	.125	0	1	3	0	.222	0	0	0-0	4	5	0	1.000	
HIROMOTO, Jake	.000	5-0	4	0	0	0	0	0	0	0	0	.000	0	1	4	0	.200	0	0	0-0	1	1	0	1.000	
Others																					18	30	5	.906	
<b>Totals</b>	<b>.249</b>	<b>-</b>	<b>1118</b>	<b>169</b>	<b>278</b>	<b>63</b>	<b>3</b>	<b>26</b>	<b>92</b>	<b>158</b>	<b>425</b>	<b>.380</b>	<b>153</b>	<b>48</b>	<b>348</b>	<b>22</b>	<b>.360</b>	<b>10</b>	<b>11</b>	<b>26-30</b>	<b>909</b>	<b>333</b>	<b>41</b>	<b>.968</b>	
<b>Opponents</b>	<b>.272</b>	<b>-</b>	<b>1157</b>	<b>207</b>	<b>315</b>	<b>69</b>	<b>6</b>	<b>24</b>	<b>99</b>	<b>188</b>	<b>468</b>	<b>.404</b>	<b>143</b>	<b>48</b>	<b>269</b>	<b>26</b>	<b>.372</b>	<b>14</b>	<b>18</b>	<b>28-49</b>	<b>886</b>	<b>270</b>	<b>21</b>	<b>.982</b>	

LOB - Team (287), Opp (256). DPs turned - Team (28), Opp (26). CI - Team (0), Opp (3). IBB - Team (2): ROGERS, TJ (1); HARMON, Trevor (1). Picked off - Team (2): ROGERS, TJ (1); LEWIS, Jordan (1).

PLAYER	ERA	W-L	APP	GS	CG	SHO	SV	IP	H	R	ER	BB	K	WHIP	2B	3B	HR	AVG	WP	HP	BK	SFA	SHA		
POHORSKI, Quentin	2.16	1-0	8	1	0	1	3	25.0	14	6	6	15	30	1.16	4	1	0	.165	2	1	0	0	3		
VALDEZ, Adrian	3.79	3-2	9	9	0	0	0	40.1	44	23	17	10	25	1.34	9	1	2	.289	1	4	0	4	1		
BARRETT, Gabriel	4.27	0-3	9	9	0	1	0	46.1	57	23	22	7	48	1.38	10	3	1	.305	1	6	1	0	4		
LOCKHART, Gauge	5.24	1-1	9	9	0	0	0	34.1	24	23	20	25	33	1.43	5	0	2	.200	2	8	1	2	0		
GONZALEZ, Alan	5.40	0-1	12	2	0	0	0	13.1	12	10	8	7	11	1.43	6	0	1	.240	0	3	0	0	2		
BUSBY, Trevor	7.36	0-1	4	1	0	0	0	3.2	5	4	3	4	1	2.45	2	0	1	.385	1	0	0	1	0		
GONZALES, Thomas	7.82	1-3	8	2	0	0	0	12.2	15	12	11	10	10	1.97	4	0	0	.306	0	2	1	0	0		
ANDREAS, Jake	12.27	1-1	8	1	0	0	0	11.0	17	16	15	5	10	2.00	4	0	3	.347	1	3	0	0	0		
-----																									
HOLZEMER, Hunter	0.96	4-0	15	0	0	0	0	18.2	19	7	2	6	12	1.34	5	0	0	.264	0	4	2	2	1		
BACURA, Nick	1.65	1-1	14	0	0	0	7	16.1	10	3	3	9	17	1.16	2	0	1	.175	2	2	0	1	0		
YOVANOVICH, Kai	1.80	4-0	13	0	0	0	1	20.0	10	4	4	7	22	0.85	2	0	1	.149	1	2	0	0	1		
AMBORN, Cal	6.11	0-1	11	0	0	0	0	17.2	21	14	12	4	9	1.42	2	0	4	.313	2	1	0	2	2		
WHEELER, Paul	6.35	0-0	9	0	0	0	0	11.1	15	11	8	10	12	2.21	1	0	1	.306	0	2	0	0	0		
BYHRE, Chris	7.71	1-0	6	0	0	0	0	7.0	6	6	6	2	8	1.14	1	1	0	.231	0	4	2	0	2		
WELLEN, Braden	12.86	0-0	7	0	0	0	0	7.0	9	10	10	8	7	2.43	2	0	2	.310	0	0	1	0	1		
GOMEZ, Alex	15.00	0-0	6	0	0	0	0	6.0	8	11	10	7	6	2.50	1	0	2	.348	2	0	0	2	1		
ROSSI, Gino	15.43	0-1	6	0	0	0	0	4.2	10	8	8	2	4	2.57	2	0	1	.400	2	3	0	0	0		
HARWELL, Wesley	16.20	0-0	3	0	0	0	0	3.1	7	6	6	2	1	2.70	0	0	1	.500	0	1	0	0	0		
NELSON, Magnus	18.00	0-0	1	0	0	0	0	1.0	2	2	2	1	1	3.00	2	0	0	.500	1	0	0	0	0		
GONZALEZ, Thomas	20.25	0-0	1	0	0	0	0	1.1	3	3	3	1	1	3.00	1	0	1	.429	1	0	0	0	0		
CABRERA, AC	22.50	0-0	2	0	0	0	0	2.0	7	5	5	1	1	4.00	4	0	0	.583	4	2	0	0	0		
<b>Totals</b>	<b>5.38</b>	<b>17-15</b>	<b>34</b>	<b>0</b>	<b>1</b>	<b>11</b>	<b>303.0</b>	<b>315</b>	<b>207</b>	<b>181</b>	<b>143</b>	<b>269</b>	<b>1.51</b>	<b>69</b>	<b>6</b>	<b>24</b>	<b>.272</b>	<b>23</b>	<b>48</b>	<b>8</b>	<b>14</b>	<b>18</b>			
<b>Opponents</b>	<b>4.63</b>	<b>15-17</b>	<b>34</b>	<b>0</b>	<b>1</b>	<b>5</b>	<b>295.1</b>	<b>278</b>	<b>169</b>	<b>152</b>	<b>153</b>	<b>348</b>	<b>1.46</b>	<b>63</b>	<b>3</b>	<b>26</b>	<b>.249</b>	<b>12</b>	<b>48</b>	<b>3</b>	<b>10</b>	<b>11</b>			

PB - Team(2): BURKE, Brendan (1); RAMPPEN, Zack (1), Opp (6). Pickoffs - Team(8): HOLZEMER, Hunter (1); WHEELER, Paul (1); VALDEZ, Adrian (1); BACURA, Nick (1); AMBORN, Cal (1); ANDREAS, Jake (1); BUSBY, Trevor (1); POHORSKI, Quentin (1), Opp (2). SBA/ATT - RAMPPEN, Zack (15-28); BURKE, Brendan (12-20); LOCKHART, Gauge (4-9); WELLEN, Braden (3-4); VALDEZ, Adrian (2-4); ROSSI, Gino (2-2); BARRETT, Gabriel (2-4); HOLZEMER, Hunter (1-2); WHEELER, Paul (1-1); GONZALEZ, Th (1-1); GONZALES, Thomas (1-1); BACURA, Nick (1-1); AMBORN, Cal (1-1); LUYBEN, Brady (1-1); POHORSKI, Quentin (1-3); HARWELL, Wesley (0-1).

**San Francisco Baseball 2025 - 2026 Season**

(As of Apr 16, 2026)

San Francisco Games Summary and Records

SCORE BY INNINGS	1	2	3	4	5	6	7	8	9	EX	TOTAL
San Francisco	14	21	23	16	35	17	18	19	3	3	169
Opponents	30	15	9	28	24	30	37	23	9	2	207

Record when...		
Overall	18-16	After 6 leading
Conference	9-3	..... trailing
Non-Conference	9-13	..... tied
Home games	15-9	After 7 leading
Away games	3-7	..... trailing
Neutral site	0-0	..... tied
Day games	17-14	After 8 leading
Night Games	1-2	..... trailing
vs Left-handed SP	3-2	..... tied
vs Right-handed SP	15-12	Hit 0 HR
1-run games	7-3	Hit 1 HR
2-run games	4-2	Hit 2+ HR
5+run games	3-8	Opp. hit 0 HR
Extra Innings	2-1	Opp. hit 1 HR
Shutouts	1-1	Opp. hit 2+ HR
Scoring 0-2 runs	3-7	Made 0 err
..... 3-5 runs	2-5	Made 1 err
..... 6-9 runs	12-3	Made 2+ err
..... 10+ runs	1-1	Opp. made 0 err
Opponent 0-2 runs	6-2	Opp. made 1 err
..... 3-5 runs	10-0	Opp. made 2+ err
..... 6-9 runs	2-8	Out-hit opponent
..... 10+ runs	0-6	Out-hit by opponent
Scored in 1st inning	3-5	Hits are tied
Opp.scored in 1st	6-7	
Scores first	10-7	
Opp. scores first	8-9	

Record when team scores:

RUNS	0	1	2	3	4	5	6	7	8	9	10+
W-L	0-1	0-3	3-3	1-3	0-1	1-1	5-0	2-2	4-0	1-1	1-1

Record when opponent scores:

RUNS	0	1	2	3	4	5	6	7	8	9	10+
W-L	1-0	3-0	2-2	1-0	4-0	5-0	2-2	0-3	0-2	0-1	0-6

Record when leading after:

INN	1	2	3	4	5	6	7	8
W-L	3-3	10-5	11-3	12-2	13-1	14-2	15-1	18-0

Record when trailing after:

INN	1	2	3	4	5	6	7	8
W-L	5-7	4-9	1-9	1-12	1-15	1-14	1-15	0-15

Record when tied after:

INN	1	2	3	4	5	6	7	8
W-L	10-6	4-2	6-4	5-2	4-0	3-0	2-0	0-1

Current streak: -1

Longest winning streak: 3

Longest losing streak: 3

San Francisco Baseball 2025 - 2026 Season

(As of Apr 16, 2026)

San Francisco Team Game-by-Game Batting

DATE	OPPONENT	AB	R	H	RBI	2B	3B	HR	TB	AVG	BB	IBB	SB	CS	HBP	SAC	SF	GDP	K	LOB	PO	A	E
02-13	Western Illinois	31	2	7	2	0	0	0	7	.226	5	0	1	0	1	0	0	0	13	11	27	9	0
02-14	Western Illinois	32	5	10	5	3	0	0	13	.313	6	0	2	0	0	0	1	0	8	10	27	6	0
02-14	Western Illinois	34	10	9	9	3	0	2	18	.265	5	0	3	0	4	0	0	0	9	9	27	4	1
02-18	UC Davis	30	1	4	1	0	0	0	4	.133	0	0	0	0	1	0	0	2	11	3	27	11	0
02-20	at San Jose State	46	7	9	6	2	0	1	14	.196	10	1	0	0	2	2	1	0	21	15	39	11	3
02-21	at San Jose State	33	3	8	3	3	0	1	14	.242	4	0	0	0	0	0	0	0	10	7	24	7	3
02-22	San Jose State	29	9	9	9	0	0	1	12	.310	6	0	0	1	3	0	1	2	7	6	27	10	3
02-26	California Baptist	30	2	3	2	1	0	1	7	.100	3	0	2	0	1	0	0	0	20	5	27	12	0
02-27	California Baptist	29	1	6	1	1	0	0	7	.207	1	0	0	0	2	2	0	2	14	7	27	9	2
02-28	California Baptist	29	3	6	2	1	0	0	7	.207	2	0	0	1	0	0	0	0	11	4	27	13	0
03-01	California Baptist	31	1	5	1	0	0	1	8	.161	5	0	0	0	0	0	0	0	12	8	27	12	1
03-06	UMass Lowell	36	8	14	7	2	0	0	16	.389	3	0	5	0	2	1	0	1	11	10	27	13	1
03-07	UMass Lowell	41	7	15	7	3	0	1	21	.366	2	0	0	0	3	0	0	1	10	12	27	12	4
03-08	UMass Lowell	34	4	9	4	0	1	0	11	.265	6	0	1	0	1	1	0	0	8	11	27	10	2
03-09	UMass Lowell	32	8	9	7	2	0	0	11	.281	6	0	3	0	3	0	1	0	8	10	27	13	0
03-13	at UC Riverside	35	3	8	3	2	0	0	10	.229	1	0	0	0	0	0	0	1	8	6	24	14	1
03-14	at UC Riverside	32	6	7	5	3	0	1	13	.219	6	0	1	1	1	0	0	1	8	5	27	12	1
03-15	at UC Riverside	31	5	9	5	4	0	0	13	.290	9	1	0	1	4	2	2	2	8	13	27	16	1
03-17	Sacramento State	33	3	6	3	2	0	0	8	.182	2	0	1	0	0	0	0	0	12	5	27	6	1
03-20	Santa Clara	27	2	6	2	0	0	0	6	.222	4	0	0	0	2	2	0	1	9	9	27	10	1
03-21	Santa Clara	29	2	5	2	0	0	2	11	.172	3	0	0	0	1	0	0	0	7	7	27	7	0
03-22	Santa Clara	32	6	9	6	3	0	1	15	.281	6	0	1	0	1	0	0	1	6	9	27	13	0
03-24	at Nevada	39	9	11	9	3	0	1	17	.282	3	0	0	0	3	0	0	0	16	9	24	13	1
03-27	Seattle U	37	8	15	8	5	0	0	20	.405	3	0	2	0	1	0	2	1	7	11	27	7	2
03-28	Seattle U	36	6	7	6	0	0	3	16	.194	6	0	0	0	2	0	0	0	10	10	30	11	1
03-29	Seattle U	32	8	11	7	4	0	2	21	.344	6	0	0	0	2	0	0	2	5	9	27	12	3
04-02	at LMU (CA)	39	10	12	10	4	0	2	22	.308	7	0	0	0	1	0	0	1	10	11	24	5	1
04-03	at LMU (CA)	41	6	12	5	0	1	2	20	.293	8	0	1	0	2	0	0	0	13	18	27	4	1
04-04	at LMU (CA)	37	7	12	7	3	0	1	18	.324	6	0	0	0	0	0	1	0	10	10	24	5	2
04-06	California	27	0	2	0	1	0	0	3	.074	5	0	0	0	1	0	0	2	11	6	27	9	1
04-10	San Diego	30	2	4	2	1	0	1	8	.133	2	0	0	0	0	0	1	0	12	4	27	10	2
04-11	San Diego	30	7	8	7	3	1	2	19	.267	5	0	0	0	0	1	0	1	11	5	27	10	0
04-12	San Diego	31	6	8	5	3	0	0	11	.258	3	0	2	0	2	0	0	0	7	6	27	12	0
04-14	at Sacramento State	23	2	3	0	1	0	0	4	.130	4	0	1	0	2	0	0	1	5	6	18	5	2
<b>Totals</b>		<b>1118</b>	<b>169</b>	<b>278</b>	<b>158</b>	<b>63</b>	<b>3</b>	<b>26</b>	<b>425</b>	<b>.249</b>	<b>153</b>	<b>2</b>	<b>26</b>	<b>4</b>	<b>48</b>	<b>11</b>	<b>10</b>	<b>22</b>	<b>348</b>	<b>287</b>	<b>909</b>	<b>333</b>	<b>41</b>

**San Francisco Baseball 2025 - 2026 Season**

(As of Apr 16, 2026)

**San Francisco Team Game-by-Game Pitching**

DATE	OPPONENT	SCORE	TOTAL H/AB	VS LEFT	VS RIGHT	WITH RUNNERS	BASES EMPTY	AS LEADOFF	GND OUT	FLY OUT	ERA
02-13	Western Illinois	2-0	4-30	0-4	1-18	0-7	4-23	1-9	8	7	0.00
02-14	Western Illinois	5-4	11-36	4-7	6-21	5-22	6-14	5-9	6	10	2.00
02-14	Western Illinois	10-6	4-30	2-6	1-17	2-12	2-18	2-9	6	10	3.00
02-18	UC Davis	1-2	6-32	0-7	6-25	1-13	5-19	1-9	11	6	2.75
02-20	at San Jose State	7-6	11-46	4-19	7-27	6-23	5-23	5-13	9	13	3.12
02-21	at San Jose State	3-7	8-31	3-14	5-17	6-10	2-21	3-8	8	8	3.63
02-22	San Jose State	9-3	6-32	2-17	4-15	4-19	2-13	3-9	12	10	3.41
02-26	California Baptist	2-16	20-43	9-21	6-15	8-20	12-23	5-9	8	9	4.92
02-27	California Baptist	1-7	12-35	4-14	8-21	6-23	6-12	6-9	6	8	4.82
02-28	California Baptist	3-2	8-34	2-13	6-21	4-22	4-12	5-9	15	6	4.55
03-01	California Baptist	1-2	4-28	2-15	2-7	1-12	3-16	2-9	8	6	4.24
03-06	UMass Lowell	8-5	9-35	6-21	3-14	4-18	5-17	3-9	13	7	4.30
03-07	UMass Lowell	7-18	21-45	10-25	11-20	15-34	6-11	7-9	9	5	5.03
03-08	UMass Lowell	4-6	8-35	4-17	4-18	5-19	3-16	3-9	12	7	5.02
03-09	UMass Lowell	8-2	5-28	1-15	4-13	2-7	3-21	1-9	10	9	4.83
03-13	at UC Riverside	3-7	12-30	5-13	7-17	7-21	5-9	6-8	10	5	4.99
03-14	at UC Riverside	6-4	5-29	0-11	5-18	2-16	3-13	5-9	9	6	4.94
03-15	at UC Riverside	5-6	13-40	3-9	10-31	7-17	6-23	3-10	15	8	4.88
03-17	Sacramento State	3-8	10-37	8-21	2-16	6-20	4-17	3-9	10	7	5.05
03-20	Santa Clara	2-1	7-33	4-25	3-8	3-11	4-22	2-9	9	10	4.85
03-21	Santa Clara	2-1	5-32	3-22	2-10	3-16	2-16	3-9	9	13	4.66
03-22	Santa Clara	6-5	9-35	5-18	4-17	3-12	6-23	1-9	12	6	4.68
03-24	at Nevada	9-14	13-33	2-8	11-25	9-22	4-11	6-8	11	10	5.11
03-27	Seattle U	8-4	5-33	4-20	1-13	1-15	4-18	4-9	7	7	5.06
03-28	Seattle U	6-5	8-34	6-24	2-10	6-22	2-12	5-10	11	6	5.04
03-29	Seattle U	8-5	10-38	7-24	3-14	7-24	3-14	6-9	13	4	4.96
04-02	at LMU (CA)	10-12	11-34	2-4	9-30	5-14	6-20	2-8	5	5	5.24
04-03	at LMU (CA)	6-4	4-30	1-4	3-26	2-14	2-16	4-9	3	11	5.16
04-04	at LMU (CA)	7-10	13-33	0-3	13-30	8-19	5-14	3-8	4	11	5.31
04-06	California	0-8	10-32	0-0	10-32	4-10	6-22	3-9	6	10	5.33
04-10	San Diego	2-9	16-42	7-19	9-23	9-26	7-16	4-9	7	10	5.32
04-11	San Diego	7-5	6-29	0-0	6-29	4-14	2-15	5-9	7	8	5.31
04-12	San Diego	6-1	8-32	0-0	8-32	2-10	6-22	2-9	9	10	5.18
04-14	at Sacramento State	2-12	13-31	9-19	4-12	8-24	5-7	4-6	6	8	5.38
<b>Totals</b>		<b>169-207</b>	<b>315-1157</b>	<b>119-459</b>	<b>186-662</b>	<b>165-588</b>	<b>150-569</b>	<b>123-304</b>	<b>304</b>	<b>276</b>	<b>5.38</b>

## San Francisco Baseball 2025 - 2026 Season

(As of Apr 16, 2026)

## San Francisco Multi-hit/RBI/Run Games and Hitting Streaks

MULTIPLE HIT GAMES	2	3	4	5+	TOTAL
ESQUIVEL, Eddison	9	1	1	0	11
ROGERS, TJ	9	1	0	0	10
HARMON, Trevor	7	1	0	0	8
RAMPPEN, Zack	5	0	0	0	5
GARRISON, Jayden	3	1	0	0	4
LEWIS, Jared	4	0	0	0	4
LANDRY, Isaiah	2	1	0	0	3
HARRIES, Tyler	2	1	0	0	3
KALLINGER, Myles	1	2	0	0	3
NYSTROM, Jackson	2	0	1	0	3
BURKE, Brendan	1	0	1	0	2
DAVIS, Wyatt	2	0	0	0	2
LEWIS, Jordan	2	0	0	0	2
NAGY, Zach	1	0	0	0	1

MULTIPLE RBI GAMES	2	3	4	5+	TOTAL
BURKE, Brendan	3	1	0	0	4
NYSTROM, Jackson	0	3	1	0	4
LEWIS, Jared	4	0	0	0	4
GARRISON, Jayden	1	2	0	0	3
RAMPPEN, Zack	3	0	0	0	3
HARRIES, Tyler	2	0	0	0	2
DAVIS, Wyatt	1	0	1	0	2
ESQUIVEL, Eddison	1	1	0	0	2
LANDRY, Isaiah	1	0	0	0	1
ROGERS, TJ	1	0	0	0	1
KALLINGER, Myles	0	0	0	1	1
NAGY, Zach	1	0	0	0	1
BELLISIMO, Matteo	1	0	0	0	1
HARMON, Trevor	1	0	0	0	1

HITTING STREAKS	LONGEST	CURRENT
ESQUIVEL, Eddison	7	0
ROGERS, TJ	6	1
BURKE, Brendan	6	0
HARMON, Trevor	6	0
RAMPPEN, Zack	6	0
NYSTROM, Jackson	5	4
HARRIES, Tyler	5	1
VASELL, Tino	4	3
GARRISON, Jayden	4	0
LANDRY, Isaiah	3	3
KALLINGER, Myles	3	0
DAVIS, Wyatt	3	0
NAGY, Zach	3	0
BUSBY, Trevor	2	2
BELLISIMO, Matteo	2	0
LEWIS, Jared	2	0
LEWIS, Jordan	1	1
WALSH, Nick	1	0
LUYBEN, Brady	1	0
HIROMOTO, Jake	0	0

MULTIPLE RUN GAMES	2	3	4	5+	TOTAL
ROGERS, TJ	6	1	0	0	7
ESQUIVEL, Eddison	3	1	0	0	4
VASELL, Tino	3	0	0	0	3
GARRISON, Jayden	3	0	0	0	3
LANDRY, Isaiah	2	0	0	0	2
RAMPPEN, Zack	2	0	0	0	2
HARRIES, Tyler	1	0	0	0	1
KALLINGER, Myles	1	0	0	0	1
BURKE, Brendan	1	0	0	0	1
DAVIS, Wyatt	1	0	0	0	1
NAGY, Zach	1	0	0	0	1
HARMON, Trevor	1	0	0	0	1
LEWIS, Jared	1	0	0	0	1

REACHED SAFELY STREAKS (H,BB,IBB,HBP)	LONGEST	CURRENT
ESQUIVEL, Eddison	19	3
ROGERS, TJ	17	2
NYSTROM, Jackson	16	16
HARRIES, Tyler	13	13
VASELL, Tino	12	4
HARMON, Trevor	10	10
BURKE, Brendan	7	3
GARRISON, Jayden	7	0
DAVIS, Wyatt	6	0
RAMPPEN, Zack	6	0
LANDRY, Isaiah	5	5
NAGY, Zach	4	0
LEWIS, Jared	4	0
LEWIS, Jordan	3	3
KALLINGER, Myles	3	0
BELLISIMO, Matteo	3	0
BUSBY, Trevor	2	2
LUYBEN, Brady	2	0
HIROMOTO, Jake	1	1
WALSH, Nick	1	0

REACHED BASE STREAKS (H,BB,IBB,HBP,CI,E,FC)	LONGEST	CURRENT
ESQUIVEL, Eddison	19	3
ROGERS, TJ	19	2
NYSTROM, Jackson	16	16
HARRIES, Tyler	13	13
VASELL, Tino	12	4
HARMON, Trevor	10	10
LEWIS, Jared	9	0
BURKE, Brendan	7	3
GARRISON, Jayden	7	0
DAVIS, Wyatt	6	0
NAGY, Zach	6	0
RAMPPEN, Zack	6	0
LANDRY, Isaiah	5	5
LEWIS, Jordan	4	3
KALLINGER, Myles	4	0
BELLISIMO, Matteo	3	0
BUSBY, Trevor	2	2
LUYBEN, Brady	2	0
HIROMOTO, Jake	1	1
WALSH, Nick	1	0

San Francisco Baseball 2025 - 2026 Season

(As of Apr 16, 2026)

San Francisco Stats by Starters

Hitting

Starters (Stats from starts only)

PLAYER	GP-GS	AVG	AB	R	H	2B	3B	HR	XB	RBI	TB	SLG	BB	HP	K	GDP	OB%	SF	SH	SB-ATT	PO	A	E	FLD%
NYSTROM, Jackson	21-17	.373	51	10	19	2	0	2	4	16	27	.529	5	6	9	1	.484	0	0	0-0	8	0	0	1.000
HARMON, Trevor	25-22	.320	75	14	24	2	0	2	4	9	32	.427	13	5	17	2	.452	0	0	0-1	170	11	1	.995
KALLINGER, Myles	17-9	.300	30	4	9	2	1	1	4	7	16	.533	3	0	8	0	.343	1	1	2-3	12	1	0	1.000
ROGERS, TJ	31-31	.284	116	26	33	9	0	9	18	16	69	.595	22	5	40	1	.420	0	0	6-6	59	88	6	.961
ESQUIVEL, Eddison	34-34	.277	130	17	36	10	0	0	10	12	46	.354	19	8	36	1	.401	0	0	3-3	80	2	0	1.000
RAMPEN, Zack	24-19	.266	64	13	17	5	0	1	6	8	25	.391	4	3	14	2	.329	1	1	0-0	149	20	3	.983
VASELL, Tino	21-18	.255	51	7	13	1	0	0	1	2	14	.275	14	2	18	2	.414	0	3	3-4	19	32	6	.895
BUSBY, Trevor	5-1	.250	4	1	1	1	0	0	1	0	2	.500	0	0	1	0	.250	0	0	0-0	0	0	0	0
HARRIES, Tyler	20-20	.243	74	10	18	3	0	1	4	12	24	.324	13	5	17	0	.387	1	0	0-0	16	45	2	.968
BURKE, Brendan	28-24	.241	87	6	21	3	0	2	5	13	30	.345	7	2	40	3	.309	1	0	1-1	145	17	3	.982
LANDRY, Isaiah	20-19	.229	70	9	16	7	1	2	10	10	31	.443	4	4	20	2	.308	0	0	1-1	36	1	0	1.000
BELLISIMO, Matteo	10-2	.222	9	1	2	1	0	0	1	3	3	.333	0	0	3	0	.222	0	0	0-0	0	0	0	0
LEWIS, Jared	24-21	.213	61	8	13	2	0	1	3	12	18	.295	13	1	22	0	.346	1	2	0-0	33	43	9	.894
GARRISON, Jayden	30-30	.194	108	18	21	7	1	3	11	13	39	.361	17	3	41	2	.315	1	1	3-3	73	0	4	.948
DAVIS, Wyatt	20-16	.189	53	7	10	2	0	1	3	11	15	.283	5	0	18	1	.250	2	0	1-1	6	0	0	1.000
LEWIS, Jordan	14-9	.188	32	4	6	0	0	0	0	2	6	.188	5	0	13	1	.289	0	1	2-2	22	0	0	1.000
NAGY, Zach	17-11	.171	35	4	6	1	0	0	1	5	7	.200	3	0	8	2	.225	1	1	1-2	9	24	2	.943
WALSH, Nick	9-1	.000	4	0	0	0	0	0	0	0	0	.000	0	1	1	0	.200	0	0	0-0	1	1	0	1.000
LUYBEN, Brady	4-2	.000	5	0	0	0	0	0	0	0	0	.000	1	0	1	0	.167	0	0	0-0	12	1	0	1.000
<b>Totals</b>		<b>.250</b>	<b>1059</b>	<b>159</b>	<b>265</b>	<b>58</b>	<b>3</b>	<b>25</b>	<b>86</b>	<b>151</b>	<b>404</b>	<b>.381</b>	<b>148</b>	<b>45</b>	<b>327</b>	<b>20</b>	<b>.360</b>	<b>9</b>	<b>10</b>	<b>23-27</b>	<b>863</b>	<b>298</b>	<b>39</b>	<b>.968</b>

Non-starters (Stats from non-starts only)

PLAYER	GP-GS	AVG	AB	R	H	2B	3B	HR	XB	RBI	TB	SLG	BB	HP	K	GDP	OB%	SF	SH	SB-ATT	PO	A	E	FLD%
BUSBY, Trevor	5-1	1.000	1	0	1	1	0	0	1	1	2	2.000	0	0	0	0	1.000	0	0	0-0	1	1	0	1.000
LUYBEN, Brady	4-2	1.000	1	1	1	1	0	0	1	0	2	2.000	0	0	0	0	1.000	0	0	0-0	1	0	0	1.000
LEWIS, Jared	24-21	.500	2	0	1	0	0	0	0	0	1	.500	0	0	0	0	.333	0	1	0-0	1	0	0	1.000
BURKE, Brendan	28-24	.400	5	1	2	1	0	0	1	0	3	.600	1	0	1	0	.500	0	0	0-0	11	2	0	1.000
KALLINGER, Myles	17-9	.333	6	4	2	1	0	0	1	1	3	.500	1	0	2	0	.429	0	0	2-2	1	0	0	1.000
VASELL, Tino	21-18	.333	3	0	1	0	0	0	0	1	1	.333	1	0	2	0	.500	0	0	1-1	0	1	0	1.000
HARMON, Trevor	25-22	.333	3	1	1	1	0	0	1	0	2	.667	0	1	1	0	.500	0	0	0-0	2	0	0	1.000
WALSH, Nick	9-1	.250	4	2	1	0	0	0	0	0	1	.250	0	0	2	0	.250	0	0	0-0	3	4	0	1.000
NYSTROM, Jackson	21-17	.167	6	1	1	0	0	0	1	1	3	.667	0	1	1	1	.286	0	0	0-0	0	1	0	1.000
BELLISIMO, Matteo	10-2	.143	7	0	1	0	0	0	0	0	1	.143	1	0	3	0	.250	0	0	0-0	0	0	0	0
NAGY, Zach	17-11	.125	8	0	1	0	0	0	0	0	1	.125	0	0	1	0	.125	0	0	0-0	7	5	0	1.000
DAVIS, Wyatt	20-16	.000	3	0	0	0	0	0	0	1	0	.000	0	0	1	0	.000	1	0	0-0	0	0	0	0
HIROMOTO, Jake	5-0	.000	4	0	0	0	0	0	0	0	0	.000	0	1	4	0	.200	0	0	0-0	1	1	0	1.000
LEWIS, Jordan	14-9	.000	2	0	0	0	0	0	0	0	0	.000	1	0	1	0	.333	0	0	0-0	1	1	0	1.000
RAMPEN, Zack	24-19	.000	4	0	0	0	0	0	0	0	0	.000	0	0	2	1	.000	0	0	0-0	12	1	0	1.000
LANDRY, Isaiah	20-19	.000	0	0	0	0	0	0	0	0	0	.000	0	0	0	0	0	0	0	0-0	0	0	0	0
<b>Totals</b>		<b>.220</b>	<b>59</b>	<b>10</b>	<b>13</b>	<b>5</b>	<b>0</b>	<b>1</b>	<b>6</b>	<b>7</b>	<b>21</b>	<b>.356</b>	<b>5</b>	<b>3</b>	<b>21</b>	<b>2</b>	<b>.304</b>	<b>1</b>	<b>1</b>	<b>3-3</b>	<b>46</b>	<b>35</b>	<b>2</b>	<b>.976</b>

San Francisco Baseball 2025 - 2026 Season

(As of Apr 16, 2026)

San Francisco Stats by Starters

Pitching

Starters (Stats from starts only)

PLAYER	GP-GS	ERA	W-L	IP	H	R	ER	BB	K	2B	3B	HR	AVG	BF	WP	HP	BK	SFA	SHA
GONZALES, Thomas	8-2	2.25	0-0	4.0	2	1	1	3	3	1	0	0	.182	14	0	0	0	0	0
VALDEZ, Adrian	9-9	3.79	3-2	40.1	44	23	17	10	25	9	1	2	.289	171	1	4	0	4	1
BARRETT, Gabriel	9-9	4.27	0-3	46.1	57	23	22	7	48	10	3	1	.305	204	1	6	1	0	4
POHORSKI, Quentin	8-1	4.50	0-0	4.0	2	2	2	3	4	0	0	0	.143	18	0	1	0	0	0
LOCKHART, Gauge	9-9	5.24	1-1	34.1	24	23	20	25	33	5	0	2	.200	155	2	8	1	2	0
GONZALEZ, Alan	12-2	10.12	0-1	2.2	1	4	3	3	2	1	0	0	.111	13	0	1	0	0	0
ANDREAS, Jake	8-1	27.00	0-0	1.0	3	3	3	1	1	0	0	2	.600	7	0	1	0	0	0
BUSBY, Trevor	4-1	27.00	0-1	1.0	1	3	3	2	1	0	0	1	.250	6	0	0	0	0	0
		<b>4.78</b>	<b>4-8</b>	<b>133.2</b>	<b>134</b>	<b>82</b>	<b>71</b>	<b>54</b>	<b>117</b>	<b>26</b>	<b>4</b>	<b>8</b>	<b>.267</b>	<b>588</b>	<b>4</b>	<b>21</b>	<b>2</b>	<b>6</b>	<b>5</b>

Non-starters (Stats from non-starts only)

PLAYER	GP-GS	ERA	W-L	IP	H	R	ER	BB	K	2B	3B	HR	AVG	BF	WP	HP	BK	SFA	SHA
BUSBY, Trevor	4-1	0.00	0-0	2.2	4	1	0	2	0	2	0	0	.444	12	1	0	0	1	0
HOLZEMER, Hunter	15-0	1.10	4-0	16.1	19	7	2	6	12	5	0	0	.264	85	0	4	2	2	1
BACURA, Nick	14-0	1.65	1-1	16.1	10	3	3	9	17	2	0	1	.175	69	2	2	0	1	0
POHORSKI, Quentin	8-1	1.71	1-0	21.0	12	4	4	12	26	4	1	0	.169	86	2	0	0	0	3
YOVANOVICH, Kai	13-0	1.80	4-0	20.0	10	4	4	7	22	2	0	1	.149	77	1	2	0	0	1
GONZALEZ, Alan	12-2	4.22	0-0	10.2	11	6	5	4	9	5	0	1	.268	49	0	2	0	0	2
AMBORN, Cal	11-0	6.11	0-1	17.2	21	14	12	4	9	2	0	4	.313	76	2	1	0	2	2
WHEELER, Paul	9-0	6.35	0-0	11.1	15	11	8	10	12	1	0	1	.306	61	0	2	0	0	0
BYHRE, Chris	6-0	7.71	1-0	7.0	6	6	6	2	8	1	1	0	.231	34	0	4	2	0	2
GONZALES, Thomas	8-2	10.38	1-3	8.2	13	11	10	7	7	3	0	0	.342	47	0	2	1	0	0
ANDREAS, Jake	8-1	10.80	1-1	10.0	14	13	12	4	9	4	0	1	.318	50	1	2	0	0	0
WELLEN, Braden	7-0	12.86	0-0	7.0	9	10	10	8	7	2	0	2	.310	38	0	0	1	0	1
GOMEZ, Alex	6-0	15.00	0-0	6.0	8	11	10	7	6	1	0	2	.348	33	2	0	0	2	1
ROSSI, Gino	6-0	15.43	0-1	4.2	10	8	8	2	4	2	0	1	.400	30	2	3	0	0	0
HARWELL, Wesley	3-0	16.20	0-0	3.1	7	6	6	2	1	0	0	1	.500	17	0	1	0	0	0
NELSON, Magnus	1-0	18.00	0-0	1.0	2	2	2	1	1	2	0	0	.500	5	1	0	0	0	0
GONZALEZ, Thomas	1-0	20.26	0-0	1.1	3	3	3	1	1	1	0	1	.429	8	1	0	0	0	0
CABRERA, AC	2-0	22.50	0-0	2.0	7	5	5	1	1	4	0	0	.583	15	4	2	0	0	0
		<b>5.85</b>	<b>13-7</b>	<b>169.1</b>	<b>181</b>	<b>125</b>	<b>110</b>	<b>89</b>	<b>152</b>	<b>43</b>	<b>2</b>	<b>16</b>	<b>.276</b>	<b>792</b>	<b>19</b>	<b>27</b>	<b>6</b>	<b>8</b>	<b>13</b>

## San Francisco Baseball 2025 - 2026 Season

(As of Apr 16, 2026)

## San Francisco Starters by Position and Order

Starting Lineup By Position  
(Team W-L when starter)

POSITION	STARTS	W-L
<b>PITCHER</b>		
VALDEZ, Adrian	9	5-4
LOCKHART, Gauge	9	8-1
BARRETT, Gabriel	9	5-4
GONZALES, Thomas	2	0-2
GONZALEZ, Alan	2	0-2
ANDREAS, Jake	1	0-1
BUSBY, Trevor	1	0-1
POHORSKI, Quentin	1	0-1
<b>CATCHER</b>		
RAMPEN, Zack	19	10-9
BURKE, Brendan	13	8-5
LUYBEN, Brady	2	0-2
<b>FIRST BASE</b>		
HARMON, Trevor	21	13-8
BURKE, Brendan	8	4-4
ESQUIVEL, Eddison	5	1-4
<b>SECOND BASE</b>		
LEWIS, Jared	18	10-8
VASELL, Tino	7	4-3
HARRIES, Tyler	5	2-3
NAGY, Zach	4	2-2
<b>THIRD BASE</b>		
HARRIES, Tyler	15	10-5
VASELL, Tino	11	5-6
NAGY, Zach	4	2-2
LEWIS, Jared	3	1-2
WALSH, Nick	1	0-1
<b>SHORTSTOP</b>		
ROGERS, TJ	31	18-13
NAGY, Zach	3	0-3
<b>LEFT FIELD</b>		
LANDRY, Isaiah	18	9-9
ESQUIVEL, Eddison	7	3-4
KALLINGER, Myles	6	4-2
LEWIS, Jordan	3	2-1
<b>CENTER FIELD</b>		
GARRISON, Jayden	30	17-13
KALLINGER, Myles	2	1-1
LANDRY, Isaiah	1	0-1
LEWIS, Jordan	1	0-1
<b>RIGHT FIELD</b>		
ESQUIVEL, Eddison	19	11-8
DAVIS, Wyatt	5	2-3
LEWIS, Jordan	5	3-2
NYSTROM, Jackson	4	1-3
KALLINGER, Myles	1	1-0
<b>DH</b>		
NYSTROM, Jackson	13	8-5
DAVIS, Wyatt	11	4-7
BURKE, Brendan	3	1-2
ESQUIVEL, Eddison	3	3-0
BELLISIMO, Matteo	2	1-1
HARMON, Trevor	1	1-0

Starting Lineup By Batting Order  
(Team W-L when starter)

POSITION	STARTS	W-L
<b>LEADOFF</b>		
GARRISON, Jayden	10	7-3
VASELL, Tino	7	2-5
LANDRY, Isaiah	6	2-4
LEWIS, Jared	6	4-2
ROGERS, TJ	2	1-1
KALLINGER, Myles	2	2-0
HARRIES, Tyler	1	0-1
<b>2ND SPOT</b>		
HARRIES, Tyler	11	7-4
ESQUIVEL, Eddison	7	5-2
ROGERS, TJ	6	3-3
GARRISON, Jayden	4	1-3
LEWIS, Jared	4	2-2
LANDRY, Isaiah	1	0-1
LEWIS, Jordan	1	0-1
<b>3RD SPOT</b>		
ESQUIVEL, Eddison	20	10-10
ROGERS, TJ	11	6-5
NYSTROM, Jackson	2	1-1
HARMON, Trevor	1	1-0
<b>CLEANUP</b>		
ROGERS, TJ	12	8-4
BURKE, Brendan	6	3-3
DAVIS, Wyatt	6	3-3
ESQUIVEL, Eddison	5	2-3
NYSTROM, Jackson	2	0-2
HARMON, Trevor	2	2-0
GARRISON, Jayden	1	0-1
<b>5TH SPOT</b>		
HARMON, Trevor	13	8-5
BURKE, Brendan	10	5-5
DAVIS, Wyatt	7	2-5
ESQUIVEL, Eddison	2	1-1
HARRIES, Tyler	1	1-0
NYSTROM, Jackson	1	1-0
<b>6TH SPOT</b>		
NYSTROM, Jackson	8	5-3
HARMON, Trevor	5	2-3
LEWIS, Jared	5	2-3
BURKE, Brendan	4	2-2
RAMPEN, Zack	4	3-1
DAVIS, Wyatt	3	1-2
HARRIES, Tyler	2	2-0
LEWIS, Jordan	2	1-1
BELLISIMO, Matteo	1	0-1
<b>7TH SPOT</b>		
RAMPEN, Zack	6	3-3
VASELL, Tino	5	3-2
HARRIES, Tyler	4	2-2
BURKE, Brendan	4	3-1
GARRISON, Jayden	3	1-2
LANDRY, Isaiah	2	1-1
NYSTROM, Jackson	2	0-2
LEWIS, Jordan	2	2-0
WALSH, Nick	1	0-1
NAGY, Zach	1	1-0
BUSBY, Trevor	1	0-1
LUYBEN, Brady	1	0-1
BELLISIMO, Matteo	1	1-0
LEWIS, Jared	1	1-0
<b>8TH SPOT</b>		
RAMPEN, Zack	9	4-5
GARRISON, Jayden	8	5-3
NAGY, Zach	5	3-2
VASELL, Tino	3	1-2
NYSTROM, Jackson	2	2-0
LEWIS, Jared	2	2-0
LEWIS, Jordan	2	0-2
LANDRY, Isaiah	1	0-1
LUYBEN, Brady	1	0-1
HARMON, Trevor	1	1-0
<b>9TH SPOT</b>		
LANDRY, Isaiah	9	6-3
KALLINGER, Myles	7	4-3
NAGY, Zach	5	0-5
GARRISON, Jayden	4	3-1
VASELL, Tino	3	3-0
LEWIS, Jared	3	0-3
LEWIS, Jordan	2	2-0
HARRIES, Tyler	1	0-1