



WASHINGTON STATE COUGARS



2024-25 MEN'S BASKETBALL GAME NOTES

WASHINGTON STATE COUGARS (19-13, 8-10) vs SAN FRANCISCO DONS (23-8, 13-5)

GAME #33**SUNDAY, MARCH 9, 2025**8 p.m. PT (11 p.m. ET)
Las Vegas, Nevada
The Orleans Arena
Capacity: 9,500**COUGAR RADIO NETWORK**Seattle 770AM & 94.5FM
Spokane 920AM & 100.7FM
Pullman 104.3FM | Tri-Cities 610AM
Talent: Chris King & Craig Ehlo**TELEVISED ON ESPN2**Play-by-Play: Dave Flemming
Analyst: Sean Farnham
Producer: Evan Schlaff
Director: Jason Moon**WSU MEDIA INFORMATION**Statistics: www.wsustats.com
Social: @WSUCougarMBB
SID: Jim Crawford
j.crawford@wsu.edu | (509) 715-9788**NOVEMBER (6-2)**

4	Portland State %	W	100-92
8	Bradley	W	91-74
11	Idaho	W	90-67
15	vs Iowa &	L	66-76
18	Northern Colorado	W	83-69
21	vs Eastern Wash. @	W	96-81
26	vs Fresno State ^	W	84-73
27	vs SMU ^	L	60-77

DECEMBER (6-1)

2	at Nevada	W	68-57
7	vs Boise State \$	W	74-69
14	Missouri State	W	91-78
18	at Washington	L	73-89
21	vs Northern Iowa #	W	76-68
28	at Portland *	W	89-73
30	LMU*!	W	73-59

JANUARY (3-5)

4	San Francisco *%	W	91-82
9	Pacific *	L	(OT) 94-95
11	at #18/18 Gonzaga *	L	75-88
16	at San Diego *	W	65-61
18	Portland *	W	92-70
23	at Santa Clara*	L	65-93
25	Saint Mary's *	L	75-80
30	at Pacific *	L	68-70

FEBRUARY (2-5)

1	at San Francisco *	L	51-75
6	at Oregon State *	L	74-82
8	Pepperdine *	W	87-86
15	at Saint Mary's	L	56-77
19	Gonzaga *	L	63-84
22	Santa Clara *%	L	79-109
27	San Diego *	W	93-86

MARCH (2-0)

1	at Pepperdine *	W	90-83
8	vs Loyola Marymount	W	94-77
9	vs San Francisco	ESPN2	8 p.m.
10	WCCT Semifinals	ESPN2	8:30 p.m.
11	WCCT Championship	ESPN	6 p.m.
16	Selection Sunday	CBS	3 p.m.

OPENING TIPS

1. WSU advances in the Credit Union 1 WCC Basketball Championship as the No. 6 seed to face No. 3 San Francisco, Sunday, March 9 at 8 p.m. at Orleans Arena. The Cougars split the regular season series with the Dons with each side winning at home. The Cougs beat USF, Jan. 4 in Pullman, 91-82, before dropping a contest with the Dons, 51-75, Feb. 1 in San Francisco.

2. First-year head coach David Riley has guided the Cougs to the most wins by a first-year coach since Tony Bennett won 26 games in 2006-07. Riley led WSU to its 2nd-most wins by a first-year coach in program history and ensured a .500+ record for the 6th-consecutive season.

3. WSU ranks top-25 in the country in five team categories: 12th in effective FG% (.567), 13th in overall FG% (.491), 13th in 2-point FG% (.581), 19th in blocks per game (5.0), and 22nd in assists per game (16.8).

4. LeJuan Watts became the second Cougar in program history to record a triple-double, at Santa Clara, Jan. 23. Watts' triple-double was the first of his career, the second all-time at WSU after Kyle Weaver at Stanford, Jan. 13, 2007.

5. The Cougars are the top shot-blocking team in the WCC, leading the League with 160 blocks, 37 more than the next-closest WCC team. ND Okafor leads WSU with 38 total blocks (3rd in WCC).

WSU

19-13	OVERALL RECORD	23-8
8-10	CONFERENCE	13-5
10-4	HOME RECORD	16-2
4-7	ROAD RECORD	5-5
5-2	NEUTRAL RECORD	2-1
78.9	POINTS PER GAME	75.6
78.1	PTS ALLOWED PER GAME	68.2
34.4	REBOUNDS PER GAME	34.8
10.1	OFF. REB PER GAME	10.0
24.3	DEF. REB PER GAME	24.8
+0.9	REBOUND MARGIN	+0.4
.491	FIELD GOAL PCT.	.458
.448	DEF. FIELD GOAL PCT.	.433
.365	3-POINT FG PCT.	.338
.338	DEF. 3-POINT FG PCT.	.282
.703	FREE THROW PCT.	.706
16.8	ASSISTS PER GAME	13.8
14.7	TURNOVERS PER GAME	11.7
12.3	TURNOVERS FORCED/GM	12.9
1.1	ASSIST-TO-TURNOVER	1.2
-2.4	TURNOVER MARGIN	+1.2
5.0	BLOCKS PER GAME	3.5
6.3	STEALS PER GAME	6.8
102	CURRENT NET	65
1-7	QUAD 1 RECORD	1-5
3-4	QUAD 2 RECORD	3-3
4-0	QUAD 3 RECORD	7-0
11-2	QUAD 4 RECORD	11-0
120	CURRENT KENPOM	67
97	KENPOM S.O.S.	100
105	BART TORVIK RANK	64
-4.20	T-RANK W.A.B.	+0.16

SF

* West Coast Conference game (affiliate membership)
% Doubleheader with WSU women's basketball
@ Numerica Holiday Hoops played at Spokane Arena (Spokane, Wash.)
& John Deere Quad Cities Hoops Showdown played at Vibrant Arena (Moline, Ill.)
^ Acrisure Holiday Invitational played at Acrisure Arena (Palm Desert, Calif.)
\$ Capital City Classic played at Idaho Central Arena in Boise, Idaho
Holiday Hoops Classic played at Orleans Arena in Las Vegas, Nev.
! West Coast Conference home game played in Spokane, Wash.
Home games in bold and played at Beasley Coliseum

**ETHAN PRICE**

SENIOR | FORWARD

12.7 PPG 5.2 RPG 80.0 FT%

**LEJUAN WATTS**

RS-SOPHOMORE | FORWARD

13.3 PPG 6.8 RPG 4.4 APG

**NATE CALMESE**

JUNIOR | GUARD

15.2 PPG 3.1 RPG 4.2 APG

**ISAIAH WATTS**

SOPHOMORE | GUARD

11.5 PPG 3.8 RPG 1.6 SPG

**DANE ERIKSTRUP**

SENIOR | FORWARD

12.4 PPG 4.4 RPG 49.3 FG%

2024-25 MEN'S BASKETBALL ROSTER

NUMERICAL ROSTER

#	NAME	P	HT	WT	YR	XP	HOMETOWN	HIGH SCHOOL	CLUB / LAST SCHOOL
0	Cedric Coward*	G	6-6	215	Sr.	TR	Fresno, Calif.	Central HS	Eastern Wash.
2	Marcus Wilson*	G	6-3	170	Fr.	HS	Albuquerque, N.M.	Bella Vista Prep (Ariz.)	
3	Ethan Price	F	6-10	235	Sr.	TR	Bury St. Edmunds, England	Ipswich BB Academy	Eastern Wash.
4	LeJuan Watts	F	6-6	230	So.	TR	Fresno, Calif.	Bullard HS	Eastern Wash.
5	Tómas Thrastarson	G	6-6	220	Fr.	HS	Thorlakshofn, Iceland		Thor Thorlakshofn (ISL)
8	Nate Calmese	G	6-2	175	Jr.	TR	Gilbert, Ariz.	Mesquite HS	Lamar / Washington
10	Parker Gerrits	G	6-1	190	Fr.	RS	Olympia, Wash.	Olympia HS	
12	Isaiah Watts	G	6-3	170	So.	1V	West Seattle, Wash.	West Seattle HS	South Kent Prep (Conn.)
15	Rihards Vavers	F	6-7	205	So.	TR	Adaži, Latvia	Archbishop Carroll HS (D.C.)	Quinnipiac
21	Tayon Sessoms	G	6-2	180	So.	TR	Denver, Colo.	West Seattle HS	North Idaho College
22	ND Okafor	F	6-9	245	So.	TR	Dundalk, Ireland	NBA Academy Latin America	California
32	Dane Erikstrup	F	6-11	235	Sr.	TR	Beaverton, Ore.	Beaverton HS	Eastern Wash.
33	Dimitrije Vukicevic%	C	7-0	240	Fr.	HS	Belgrade, Serbia		SKN St. Pölten (Austria)
51	Kase Wynott	G	6-6	210	Fr.	HS	Winchester, Idaho	Lapwai HS	

* out for season

% will redshirt 2024-25 season

PRONUNCIATION GUIDE

NAME	FIRST	LAST	HOMETOWN
LeJuan Watts	luh-WAHN		
Tómas Thrastarson	TOE-moss	THRAS-tar-SUN	thor-LOWK-shuf
Nate Calmese		cal-MEEZ	
Parker Gerrits		GARE-its	
Rihards Vavers	RUH-hards	VAY-verz	AH-deh-ZHEE
Tayon Sessoms	TAY-on	SES-ums	
ND Okafor	EN-DEE	OAK-uh-FORE	dun-DAHLK
Dane Erikstrup		ERIK-strup	
Dimitrije Vukicevic	dee-ME-tree-EY	voo-KEY-chey-VICH	BELL-grade
Kase Wynott	CASE	WHY-not	LAP-way

BENCH STAFF

NAME	PRONUNCIATION	POSITION	AT WSU	CURRENT ROLE	ALMA MATER
David Riley		Head Coach	1st	1st	Whitworth 2011
Jerry Brown		Assistant Coach	1st	1st	Fresno State 2013
Pedro Garcia Rosado		Assistant Coach	1st	1st	Colegio San José (Spain) 2011
George Galanapoulos	gala-nop-oh-lus	Assistant Coach	1st	1st	Indiana 2011
Sean Suchomel	suh-kuh-mehl	Director of Operations	1st	1st	Wisconsin-La Crosse 2022
Zach Margolis	mar-go-lis	Strength & Cond.	5th	5th	Northern Arizona 2008
Hailey Haikule	hawk-lee	Athletic Trainer	1st	1st	Presentation College (S.D.) 2017

WASHINGTON STATE QUICK FACTS

UNIVERSITY INFORMATION

Main Campus	Pullman, Washington
Enrollment	17,050
Founded	1890
Conference	WCC (<i>affiliate member</i>)
Colors	Crimson and Gray
Nicknames	Cougars, Cougs, Wazzu
Incoming WSU President	Elizabeth Cantwell
WSU Pullman Chancellor	Dave Cillay
Director of Athletics	Anne McCoy
MBB Sports Administrator	Ike Ukaegbu
Faculty Representative	Nancy Swanger
Home Court (Capacity)	Beasley Coliseum (11,671)

TEAM INFORMATION

Program Founded:	1901-02 (123rd season)
All-time Program Record:	1,709-1,608 (.515)
2023-24 Overall Record:	25-10
2023-24 Pac-12 Record/Finish:	14-6 / 2nd
Letterwinners Returning/Lost:	1/12
Starters Returning/Lost:	0/5
Newcomers:	12 (4 freshmen, 8 transfers)
Postseason:	NCAA Second Round

BASKETBALL FACILITY

Primary Facility:	Friel Court at Beasley Coliseum
Date Opened:	Dec. 1, 1973
Inaugural Result:	80-78 win over LSU
	300th win (Arizona State), Feb. 18, 2012
	350th win (Idaho State), Nov. 18, 2017
	400th win (Santa Clara), March 15, 2022

MOST-PLAYED SERIES IN D-I HISTORY

MATCHUP	GAMES	RECORD
1. Oregon vs Oregon State	365	195-166 (ORST)
2. Oregon vs Washington	316	192-123 (WASH)
3. Oregon State vs Washington	312	168-144 (WASH)
4. North Dakota vs North Dakota State	311	165-146 (ND)
5. Montana State vs Montana	308	157-151 (MONT)
6. Oregon State vs Washington State	307	175-132 (ORST)
7. Oregon vs Washington State	306	176-130 (ORE)
8. Kansas vs Kansas State	302	205-97 (KU)
9. Washington vs Washington St.	300	189-111 (WASH)
10. California vs Stanford	287	154-133 (CAL)
11. Idaho vs Washington State	279	169-110 (WSU)
12. Kansas vs Missouri	271	175-96 (KU)

GET TO KNOW THE OPPONENT

DONS' QUICK FACTS

Location.....	San Francisco, Calif.
Nickname	Dons
Colors	Green & Gold
Home Venue.....	War Memorial Gym
Head Coach.....	Chris Gerlufsen (3rd)
Last NCAA Berth.....	2022
2023-24 Record	23-11
2023-24 Conference Record	11-5
2023-24 Final NET	66

ALL-TIME SERIES HISTORY

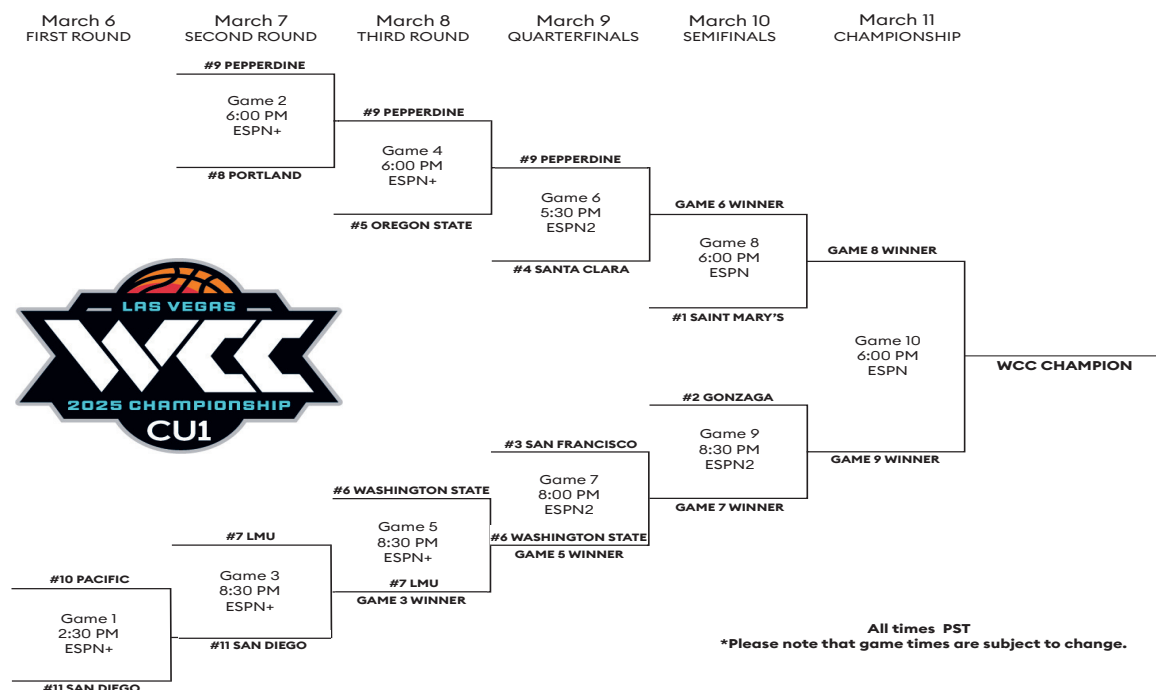
OVERALL: 3-1 H: 1-0 A: 2-1 N: 0-0			
Dec. 23, 1950	San Francisco	W	53-45
March 13, 2012	San Francisco	W	89-75
Jan. 4, 2025	Pullman, Wash.	W	91-82
Feb. 1, 2025	San Francisco	L	51-75

WSU TEAM STATISTICAL RANKINGS

THROUGH GAMES ON MARCH 8, 2025

CATEGORY	RANK	VALUE
Scoring Offense	61	78.9
Scoring Defense	320	78.1
Scoring Margin	206	0.8
Winning Percentage	T-129	59.4
Field Goal Percentage	13	49.1
Free Throw Percentage	246	70.3
Three Point Percentage	56	36.5
Free Throws Made Per Game	T-218	13.2
Three Pointers Per Game	70	8.8
Free Throw Attempts Per Game	T-202	18.8
Three Point Attempts Per Game	117	24.2
Field Goal Percentage Defense	239	44.8
Three Point Percentage Defense	202	33.8
Fouls Per Game	334	19.1
Rebound Margin	181	0.9
Rebounds (Offensive) Per Game	T-211	10.13
Rebounds (Defensive) Per Game	224	24.28
Rebounds Per Game	224	34.41
Assist/Turnover Ratio	185	1.15
Turnovers Forced Per Game	151	12.31
Effective FG pct	12	0.567

2025 CREDIT UNION 1 WCC BASKETBALL CHAMPIONSHIP



COUGAR CONFERENCE TOURNAMENT HISTORY

Year	Conference	Record	Seed	Head Coach	Result
2025	WCC	1-0	6	David Riley	
2024	Pac-12	1-1	2	Kyle Smith	Semifinals, lost to Colorado
2023	Pac-12	1-1	5	Kyle Smith	Quarterfinals, lost to Oregon
2022	Pac-12	1-1	7	Kyle Smith	Quarterfinals, lost to UCLA
2021	Pac-12	0-1	9	Kyle Smith	First round, lost to Arizona State
2020	Pac-12	1-0	11	Kyle Smith	First round, beat Colorado (canceled)
2019	Pac-12	0-1	11	Ernie Kent	First round, lost to Oregon
2018	Pac-12	0-1	11	Ernie Kent	First round, lost to Oregon
2017	Pac-12	0-1	10	Ernie Kent	First round, lost to Colorado
2016	Pac-12	0-1	12	Ernie Kent	First round, lost to Colorado
2015	Pac-12	0-1	9	Ernie Kent	First round, lost to Cal
2014	Pac-12	0-1	11	Ken Bone	First round, lost to Stanford
2013	Pac-12	0-1	11	Ken Bone	First round, lost to Washington
2012	Pac-12	0-1	8	Ken Bone	First round, lost to Oregon State
2011	Pac-10	0-1	6	Ken Bone	Quarterfinals, lost to Washington
2010	Pac-10	0-1	9	Ken Bone	First round, lost to Oregon
2009	Pac-10	1-1	7	Tony Bennett	Quarterfinals, lost to UCLA
2008	Pac-10	1-1	3	Tony Bennett	Semifinals, lost to Stanford
2007	Pac-10	1-1	2	Tony Bennett	Semifinals, lost to USC
2006	Pac-10	0-1	10	Dick Bennett	First round, lost to Oregon
2005	Pac-10	0-1	6	Dick Bennett	Quarterfinals, lost to Stanford
2004	Pac-10	0-1	8	Dick Bennett	Quarterfinals, lost to Stanford
2003	Pac-10	-	-	Paul Graham	Did not qualify
2002	Pac-10	-	-	Paul Graham	Did not qualify
1990	Pac-10	0-1	10	Kelvin Sampson	First round, lost to USC
1989	Pac-10	1-1	8	Kelvin Sampson	Quarterfinals, lost to Arizona
1988	Pac-10	1-1	6	Kelvin Sampson	Semifinals, lost to Oregon State
1987	Pac-10	0-1	9	Len Stevens	First round, lost to Arizona State
Total	Total	10-24			

COUGAR BASKETBALL NOTES

THREE COUGS EARN ALL-WCC HONORS

The West Coast Conference announced all-conference teams Tuesday, March 4 with three Washington State student-athletes earning recognition. True freshman Tomas Thrastarson was named to the WCC All-Freshman Team after playing in 28 games with 10 starts, averaging 4.4 ppg, 2.9 rpg, and 18 blocks. WSU junior Nate Calmese and redshirt-sophomore LeJuan Watts both earned All-WCC Honorable Mention. Calmese led WSU in scoring at 15.0 ppg, with 4.1 apg, and 1.5 spg. Watts earned his second all-conference career honor with 13.3 ppg, 6.6 rpg, and 4.4 apg, while delivering eight double-doubles and a triple-double.

UP NEXT

The winner of Sunday night's quarterfinal will advance to meet Gonzaga in the semifinals, Monday, March 10, at 8:30 p.m. at Orleans Arena with coverage on ESPN2.

LAST TIME OUT

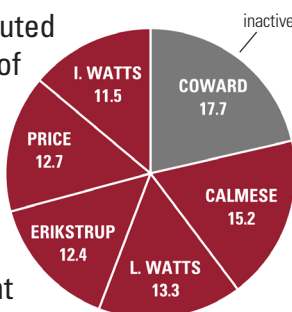
The Cougars defeated Loyola Marymount, 94-77, Saturday night in the third round. WSU matched its season high with 26 assists, shooting 52% from the floor. Nate Calmese and Ethan Price each scored 22 points to lead all scorers. Calmese also delivered a team-high seven assists, one shy of his career high. Sophomore Rihards Vavers delivered a WSU career-high 16 points with four 3-pointers and a perfect 4-of-4 at the free throw line. LeJuan Watts tallied his ninth double-double with 12 points and 13 rebounds.

WSU RECORD IN CONFERENCE TOURNEYS

WSU is 10-24 all-time in conference tournaments, dating back to the Pacific-8 Tournament. WSU has won at least one game of the conference tournament in five of the last six seasons, including a victory over LMU in the last night's third round.

PICK YOUR POISON

The Cougars have distributed scoring across the majority of the playing rotation with all five starters averaging 10+ points. At least four Cougs have scored in double figures 17 times, while six different individuals have tallied 20-point performances.



DEAD EYE GETS THE DUB

The Cougars post an 18-1 record when shooting a higher percentage than their opponent, in contrast WSU is 1-12 when shooting worse from the floor than its opponent. The Cougs' only loss when shooting better than their opponent came at Pacific, Jan. 30, when WSU shot 51.1% from the floor and the Tigers shot 47.5%. WSU's only win when shooting worse than its opponent came Nov. 8 against Bradley, shooting 44.3% compared to the Braves' 44.4% in a home win.

SHARING THE ROCK

The Cougs matched a season-high 26 assists in the win over LMU, March 8, marking the most single-game assists in six seasons. WSU boasts a 16-5 record when tallying 15+ assists. In contrast, the Cougs are 3-8 when delivering fewer than 15 assists.

TURNOVER TROUBLE

The Cougars average 14.7 turnovers per game, 13th worst in the country or 343rd overall. When Wazzu commits 14 or fewer turnovers, it boasts a 10-4 record. By contrast, when WSU commits at least 15 turnovers, it holds a 8-9 record. The Cougs committed a season-high 23 turnovers vs San Diego, Feb. 27, their fourth game with at least 20 turnovers this season. Surprisingly, WSU's record with 20+ turnovers is 3-1 while the record with fewer than 10 turnovers is 1-2.

REBOUNDING ROLLERCOASTER

Washington State has delivered a roller coaster performance on the glass this season, outrebounding its opponent 16 times with 13 wins, while being boxed out 13 times with just four wins. The Cougs win 81% of games when they win the glass battle and just 31% when they lose the glass battle.

TALE OF TWO HALVES

The Cougs average 39.1 points per first half, 2.9 points more than their opponent, but average 39.5 points per second half, 2.1 points fewer than their opponent. When the Cougs enter halftime with the lead, they hold a 16-4 record, while being just 3-9 when trailing at intermission. Wazzu is 12-3 when outscoring its opponent in the second half, and just 5-10 when the opponent scores more in the second stanza.

CONTRACT EXTENSION

WSU Director of Athletics Anne McCoy announced a one-year extension to David Riley's existing contract, Tuesday, March 4. Riley's contract now runs through the 2030-31 season.

COUGAR BASKETBALL NOTES

LAST TIME IN SIN CITY

WSU defeated Northern Iowa, 76-68, Dec. 21, at The Orleans Arena in Las Vegas to conclude nonconference play. LeJuan Watts secured his fifth double-double with 14 points and 12 rebounds, while Nate Calmese led the Cougs with 16 points and six rebounds. Tomas Thrastarson made his first career start in place of an injured Isaiah Watts and finished with a career-high seven points. Dane Erikstrup tallied 15 points in the win. The Cougars shot an eye-watering 72.4% in the first half, finishing the game 59.3% from the floor (32-of-54) and improved to 8-0 when shooting over 50%. WSU also dished out 23 assists, improving to 10-0 when delivering 15+ assists.

LAST TIME VS SAN FRANCISCO

WSU lost to San Francisco, 51-75, Feb. 1 at War Memorial Gym, splitting the regular-season series with the Dons. With the Cougars starting strong and leading by as many as eight points midway through the first half, the Dons ended the first half on a 19-2 run and took a 12-point lead into halftime. While the Cougars cut down on the turnovers in the second half, giveaways plagued Wazzu in the first half with 15 first-half turnovers. The limited scoring opportunities led the Cougars to a season-low 51 points, 19 made field goals, and four 3-pointers.

DIFFERENT KINDA COUGS

WSU is built different this season, regularly playing with four or all five men around the perimeter, a different look from the 2023-24 Cougs, which played with two bigs inside most nights. The change has results in higher field goal percentages everywhere on the court, including a larger portion of points coming from beyond the arc and more efficiency around the rim. The Cougars rank 13th nationally in 2-point field goal percentage.

	2023-24	2024-25	Change
% of attempts from 3-pt range	32.2%	41.7%	+9.5%
% of points from 3-pt FGs	26.0%	33.5%	+7.5%
% of points from 2-pt FGs	56.3%	49.8%	-6.5%
3-point FG percentage	33.9%	36.5%	+2.6%
2-point FG percentage	52.2%	58.1%	+5.9%

WCC 2024-25 WEEKLY HONORS

PLAYER OF THE WEEK

DATE	WEEK	NAME	SCHOOL
Nov. 11	Week 1	Malik Thomas	San Francisco
Nov. 18	Week 2	Mikey Lewis	Saint Mary's
Nov. 25	Week 3	Cedric Coward	Washington State
Dec. 2	Week 4	Jevon Porter	Loyola Marymount
Dec. 9	Week 5	Paulius Murauskas	Saint Mary's
Dec. 16	Week 6	Malik Thomas	San Francisco
Dec. 23	Week 7	Michael Rataj	Oregon State
Dec. 31	Week 8	Malik Thomas	San Francisco
Jan. 6	Week 9	Malik Thomas	San Francisco
Jan. 13	Week 10	Lamar Washington	Pacific
Jan. 20	Week 11	Tyeree Bryan	Santa Clara
		Michael Rataj	Oregon State
Jan. 27	Week 12	Max Mackinnon	Portland
Feb. 3	Week 13	Jevon Porter	LMU
Feb. 10	Week 14	Elijah Mahi	Santa Clara
Feb. 17	Week 15	Ryan Nembhard	Gonzaga
Feb. 24	Week 16	Michael Rataj	Oregon State
March 3	Week 17	Ryan Nembhard	Gonzaga

FRESHMAN OF THE WEEK

DATE	WEEK	NAME	SCHOOL
Nov. 11	Week 1	Tyrone Riley IV	San Francisco
Nov. 18	Week 2	Mikey Lewis	Saint Mary's
Nov. 25	Week 3	Andrew McKeever	Saint Mary's
Dec. 2	Week 4	Austin Rapp	Portland
Dec. 9	Week 5	Andrew McKeever	Saint Mary's
Dec. 16	Week 6	Jaxon Olvera	Pepperdine
Dec. 23	Week 7	Jaxon Olvera	Pepperdine
Dec. 31	Week 8	Austin Rapp	Portland
Jan. 6	Week 9	Mikey Lewis	Saint Mary's
Jan. 13	Week 10	Mikey Lewis	Saint Mary's
Jan. 20	Week 11	Tony Duckett	San Diego
Jan. 27	Week 12	Austin Rapp	Portland
Feb. 3	Week 13	Austin Rapp	Portland
Feb. 10	Week 14	Tyrone Riley IV	San Francisco
Feb. 17	Week 15	Austin Rapp	Portland
Feb. 24	Week 16	Mikey Lewis	Saint Mary's
March 3	Week 17	Austin Rapp	Portland

FINAL WCC STANDINGS

AS OF MARCH 9, 2025

	WCC	PCT	OVRL	PCT	STRK
SAINT MARY'S	17-1	.944	27-4	.871	W7
GONZAGA	14-4	.778	23-8	.742	W2
SAN FRANCISCO	13-5	.722	23-8	.742	L1
SANTA CLARA	12-6	.667	20-11	.645	W1
OREGON STATE	10-8	.556	20-11	.645	L2
WASHINGTON STATE	8-10	.444	18-13	.581	W2
LMU	8-10	.444	16-14	.533	L1
PORTLAND	7-11	.389	12-19	.387	L1
PEPPERDINE	4-14	.222	10-21	.323	L5
PACIFIC	4-14	.222	9-24	.273	L5
SAN DIEGO	2-16	.111	6-26	.188	W2

2024-25 ALL-WCC HONORS

ALL-WCC FIRST TEAM

NAME	YEAR	POS	SCHOOL
Adama-Alpha Bal	Sr.	G	Santa Clara
Nolan Hickman	Sr.	G	Gonzaga
Graham Ike	Sr.	F	Gonzaga
Augustas Marciulionis	Sr.	G	Saint Mary's
Paulius Murauskas	So.	F	Saint Mary's
Ryan Nembhard	Sr.	G	Gonzaga
Michael Rataj	Jr.	F	Oregon State
Mitchell Saxen	Sr.	C	Saint Mary's
Malik Thomas	Sr.	G	San Francisco
Marcus Williams	Sr.	G	San Francisco

ALL-WCC SECOND TEAM

NAME	YEAR	POS	SCHOOL
Parsa Fallah	Jr.	C	Oregon State
Max Mackinnon	Jr.	G	Portland
Carlos Stewart Jr.	Sr.	G	Santa Clara
Christoph Tilly	Jr.	C	Santa Clara
Lamar Washington	Jr.	G	Pacific

ALL-WCC FRESHMAN TEAM

NAME	POS	SCHOOL
Tony Duckett	G	San Diego
Mikey Lewis	G	Saint Mary's
Austin Rapp	F	Portland
Tyrone Riley IV	G	San Francisco
Tomas Thrastarson	G	Washington State

ALL-WCC HONORABLE MENTION

NAME	SCHOOL
Luke Barrett	Saint Mary's
Nate Calmese	Washington State
Nate Kingz	Oregon State
Jevon Porter	LMU
Caleb Stone-Carrawell	LMU
Stefan Todorovic	Pepperdine
LeJuan Watts	Washington State

'ZAY RETURNS AS STARTER

Isaiah Watts, the only returning letterwinner from the 2023-24 roster, returned from an injury in his non-shooting hand suffered at Washington, Dec. 18. Zay returned after missing 10 games, at Pacific, Jan. 30. In his second game back, at Oregon State, the sophomore delivered 11 points for his first double-digit performance since Dec. 14 and delivered 10+ in four consecutive games. Watts is on pace to quadruple his scoring, rebounding, assists, and steals output from his freshman season. In just 10 games, the West Seattle sophomore eclipsed his freshman season totals in points, rebounding, steals, and assists. Three times this season Isaiah has surpassed 20 points, including a career-high 22 points against Eastern Washington.

COUGAR BASKETBALL NOTES

THE PRICE IS RIGHT

Ethan Price, a senior transfer from Eastern Washington, has started all 132 games of his career for Coach Riley. The Englishman delivered a career-high 28 points, Jan. 9, against Pacific, with a career-high six 3-pointers. Price surpassed 1,000 career points during his junior season with the Eagles. Early this season, Price dished out his 200th career assist and the senior most recently surpassed 500 career rebounds to become the first Cougar player since Kyle Weaver (2004-08) to record at least 1,000 points, 500 rebounds, and 200 career assists.

EFFICIENT IN THE ARC

WSU boasts the top 2-point percentage and effective FG percentage in the WCC. The Cougs' 2-point percentage of 58.1% ranks 13th nationally, while their overall FG% of 49.1% is 13th in the country and their effective FG% of .567 ranks 12th in Division-I as of March 9. In the Nov. 18 win over Northern Colorado, the Cougars shot 76.7% from 2-point range, the highest single-game 2-point percentage by a Wazzu team since December 9, 2007.

CALMESE CROSSES 1K

Junior Nate Calmese eclipsed 1,000 career points scored with his fourth field goal at Oregon State, Feb. 6. The Arizona native accomplished the feat in 72 career games, averaging 14.1 points per game. Calmese averages a team-best 15.2 ppg and has led WSU in scoring 15 times.

RIM PROTECTORS

The Cougar team leads the WCC and ranks 19th in the country with 5.0 blocked shots per game. WSU boasts three of the top 15 shot blockers in the conference with Okafor at third, Erikstrup at 11th, and Price at 12th. As a team, WSU has swatted away a league-best 160 shot attempts, 37 more than the next-closest WCC team.

'JUAN, TWO, THREE

Coach Riley prophesied LeJuan Watts as a triple-double threat, which rang true with the sophomore's first-career triple-double and just the second triple-double in program history, Jan. 23, at Santa Clara. Watts delivered his third 20-point game, to go with 11 rebounds, and a career-high 10 assists. Kyle Weaver tallied the first triple-double in WSU history, Jan. 13, 2007 with 14 points, 13 rebounds, and 10 assists. Watts has registered nine double-doubles this year. He ranks sixth in the WCC in assists (4.4), ninth in rebounding (6.8), and 14th in the League in scoring (13.3).

COUGAR BASKETBALL NOTES

TINKERING WITH TEMPO

The Cougs are averaging 78.9 points per game, third in the WCC behind Gonzaga and 61st nationally. WSU is 5-12 when being held under 80 points. By contrast, the Cougs are 14-1 when scoring at least 80 points.

ROAD TO RECOVERY?

The Cougars suffered extreme injury losses early in the season. NBA prospect and preseason All-WCC selection Cedric Coward played six games before suffering a season-ending injury in his left shoulder that required surgery in December. True freshman and backup point guard Marcus Wilson suffered a shoulder injury after four games and had season-ending shoulder surgery. Sophomore Rihards Vavers returned to action at Santa Clara, Jan. 23, for just his third game of action and first since Dec. 2, after separate hand injuries sidelined him most of November-January. Isaiah Watts recently returned after missing 10 games at the start of WCC play with a left hand injury.

NONCONFERENCE SUCCESS

The Cougars concluded the nonconference schedule at 10-3, earning 10 nonconference wins for the first time since 2010-11, a squad that ultimately reached the NIT semifinals at MSG with junior Klay Thompson.

TOMAS TEASES TALENT

With a short bench and Isaiah Watts injured, true freshman Tomas Thrastarson made his first career start against Northern Iowa, Dec. 21, and held the starting spot until Watts' return Jan. 30. The Icelandic native delivered a season-high 17 points and six rebounds in the WCC home opener against LMU, Dec. 30. The freshman has gone on to score in double figures four times.

ERIKSTRUP EXCELLENCE

Dane Erikstrup has started every game as a Cougar and scored a WSU career-high 24 points in WSU's win over his former team Eastern Washington, Nov. 21. Erikstrup made a homecoming in the Cougars' inaugural WCC game, playing his 80th career Division-I game at Portland, Dec. 28. Since WCC play began, Erikstrup has delivered career-highs in rebounding four times, including his second Cougar double-double with 15 points and career-high 12 rebounds in the win at Pepperdine to conclude the regular season.

2024-25 WCC PRESEASON POLL

RNK	SCHOOL	1ST PLACE	VOTES
1.	Gonzaga	9	99
2.	Saint Mary's	1	86
3.	Santa Clara	-	81
4.	San Francisco	1	77
5.	Washington State	-	62
6.	LMU	-	60
7.	Oregon State	-	44
T8.	Portland	-	28
T8.	San Diego	-	28
10.	Pacific	-	23
11.	Pepperdine	-	17

ALL-WCC PRESEASON TEAM

NAME	YR	POS	SCHOOL
Michael Ajayi	Sr.	G	Gonzaga
Adama-Alpha Bal	Sr.	G	Santa Clara
Cedric Coward	Sr.	G	Washington State
Nolan Hickman	Sr.	G	Gonzaga
Graham Ike	Sr.	F	Gonzaga
Augustas Marciulionis	Sr.	G	Saint Mary's
Ryan Nembhard	Sr.	G	Gonzaga
Jevon Porter	Jr.	F	LMU
Mitchell Saxen	Sr.	C	Saint Mary's
Carlos Stewart	Sr.	G	Santa Clara
Marcus Williams	Sr.	G	San Francisco

OKAFOR BACK ON THE FLOOR

Redshirt-sophomore ND Okafor, a transfer from California, played his first minutes as a Cougar in the Nov. 11 win over Idaho. Okafor missed the first two games due to concussion protocol. In his Cougar debut, Okafor delivered a career-high 12 points, with six rebounds, a block, and a steal. Okafor ranks third in the WCC with 1.2 blocks per game, recording at least one block in 23 of 30 games played. In the Nov. 15 game against Iowa, Okafor pulled in five boards to eclipse 100 career rebounds. Okafor twice matched his season-high in WCC play, scoring 12 points in both meetings with Portland before delivering a career high 13 points in the win at Pepperdine, March 1.

HEAD COACH DAVID RILEY



DAVID RILEY

HEAD COACH (20TH IN PROGRAM HISTORY)

FIRST SEASON AT WASHINGTON STATE

FOURTH SEASON AS D-I HEAD COACH

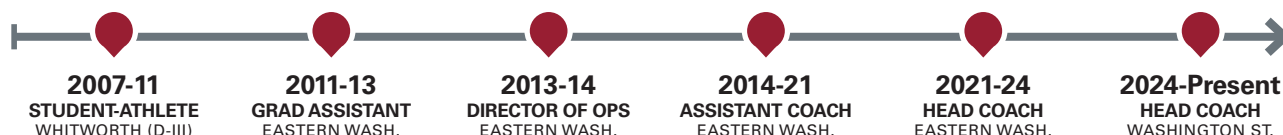
BORN: SEATTLE, WASHINGTON | **RAISED:** STANFORD, CALIFORNIA

36 YEARS OLD

AT A GLANCE

Riley was named the 20th men's basketball coach in Washington State history. Riley, the back-to-back Big Sky Conference Coach of the Year, agreed to a six-year contract and was formally introduced at a press conference Thursday, April 4. In his three seasons guiding Eastern Washington, Riley amassed a 62-38 (.600) overall record, with back-to-back Big Sky regular season titles and conference Coach of the Year honors the past two years.

Riley spent the last 13 years in Cheney, Washington, beginning as a graduate assistant, eventually being promoted to the role of head coach in 2021 after 10 seasons as an assistant in the program. During his time at EWU, the Eagles achieved unprecedented success, earning two trips to the NCAA Tournament and earning five Big Sky Conference MVP honors. As a player, Riley was a four-year starter and feared shooter at D-III Whitworth University in Spokane. He was born in Seattle and grew up on Stanford University's campus in California. He graduated from Whitworth in 2011 with a degree in mathematical economics, then earned a master's degree in physical education (sport administration) from Eastern in 2013.



PLAYING ACCOLADES

2007-11: Whitworth (D-III; Spokane)
1,664 points (14.6 per game), 43.1% 3PT
Three-time All-NWC (2009, 2010, 2011)

COACHING TIMELINE

2024-pres: Washington State, Head Coach
2021-24: Eastern Wash., Head Coach
2014-21: Eastern Wash., Assistant Coach
2013-14: Eastern Wash., Director of Ops
2011-13: Eastern Wash., Grad Assistant

COACHING ACCOLADES

2023-24 Big Sky Coach of the Year
2022-23 Big Sky Coach of the Year
2021-22 Joe B. Hall Award Finalist
Big Sky MVP (Steele Venters, 2022-23)
Nine All-Big Sky selections
Two Big Sky Freshmen of the Year

DAVID RILEY'S HEAD COACHING CAREER

Season	School	Record	Pct.	Conf	Pct.	Finish	Postseason	Finish
2021-22	Eastern Washington	18 - 16	.529	11-9	.550	6th	TBC	First Round
2022-23	Eastern Washington	23 - 11	.676	16-2	.889	1st	NIT	Second Round
2023-24	Eastern Washington	21 - 11	.656	15-3	.833	1st		
	EWU Overall	62-38	.620	42-14	.750			
2024-25	Washington State	19-13	.594	8-10	.444	6th		
	WSU Overall	19-13	.594	8-10	.444			
CAREER HEAD COACH TOTALS		81-51	.614	50-24	.676		<i>2 postseason appearances</i>	

CHARTING THE COUGS

Times Led WSU in Scoring

Nate Calmese	15
Dane Erikstrup	6
Ethan Price	6
LeJuan Watts	5
Cedric Coward	3
Isaiah Watts	2

Times Led WSU in Rebounding

LeJuan Watts	19
Dane Erikstrup	6
Ethan Price	6
Isaiah Watts	3
Cedric Coward	2
Tomas Thrastarson	1

Times Led WSU in Assists

Nate Calmese	15
LeJuan Watts	15
Ethan Price	5
Cedric Coward	2
Tomas Thrastarson	1
Isaiah Watts	1

Times Led WSU in Blocks

ND Okafor	13
Ethan Price	8
Tomas Thrastarson	8
Dane Erikstrup	7
Isaiah Watts	4
Cedric Coward	3
LeJuan Watts	3
Nate Calmese	2

Times Led WSU in Steals

Nate Calmese	16
Isaiah Watts	9
Dane Erikstrup	5
LeJuan Watts	4
Parker Gerrits	2
Ethan Price	2
Cedric Coward	1
ND Okafor	1
Tomas Thrastarson	1

Double-Figure Scoring Games

Nate Calmese	25
LeJuan Watts	25
Dane Erikstrup	23
Ethan Price	21
Isaiah Watts	13
Cedric Coward	4
ND Okafor	4
Tomas Thrastarson	4
Rihards Vavers	3

20-Plus Point Games

Nate Calmese	10
Ethan Price	5
Cedric Coward	3
Dane Erikstrup	3
Isaiah Watts	3
LeJuan Watts	3

30-Plus Point Games

Cedric Coward	1
---------------	---

Double-Doubles

LeJuan Watts	9
Dane Erikstrup	2
Cedric Coward	1

Triple-Doubles

LeJuan Watts	1
--------------	---

Consecutive 10+ Scoring Games (Active)

Ethan Price	4
Nate Calmese	2
Rihards Vavers	2
Isaiah Watts	1
LeJuan Watts	1

Double-Digit Scoring Halves

Nate Calmese	22 (9/13)
LeJuan Watts	13 (4/9)
Ethan Price	12 (7/5)
Dane Erikstrup	10 (7/3)
Isaiah Watts	6 (3/3)
Cedric Coward	5 (2/3)
Tomas Thrastarson	2 (1/1)
Rihards Vavers	2 (1/1)

Jump Balls Controlled

Washington State	21
Opponents	11
<i>Ethan Price</i>	21/32

Record when winning tip (13-8)
Record when losing tip (6-5)

Three-Point Plays (Made/Att)

Washington State	33/50
Opponents	49/62

<i>Nate Calmese</i>	10/14
<i>LeJuan Watts</i>	10/14
<i>Ethan Price</i>	7/8
<i>ND Okafor</i>	3/4
<i>Isaiah Watts</i>	2/2
<i>Dane Erikstrup</i>	1/3
<i>Cedric Coward</i>	0/1
<i>Parker Gerrits</i>	0/1
<i>Kase Wynott</i>	0/1
<i>Tomas Thrastarson</i>	0/2

Four-Point Plays

Washington State	2/3
Opponents	0/1
<i>Dane Erikstrup</i>	1/1
<i>Ethan Price</i>	1/1
<i>Isaiah Watts</i>	0/1

Consecutive FTs Made (Active)

Dane Erikstrup	5
Rihards Vavers	5
ND Okafor	4
Ethan Price	4
Nate Calmese	1
LeJuan Watts	1

Longest streak of the season
LeJuan Watts 17

Shot Clock Violations

Washington State	13
Opponents	26

First to Score

Washington State	23
Opponents	9

Record when scoring first (16-7)
Record when opp scores first (3-6)

First to Score for WSU

Ethan Price	13
Dane Erikstrup	8
LeJuan Watts	5
Isaiah Watts	3
Nate Calmese	2
Tomas Thrastarson	1

How WSU Scored First Points

Layup	15
3-Pointer	14
Jump Shot	3

First Substitutions

ND Okafor	20
Parker Gerrits	12
Tomas Thrastarson	7
Isaiah Watts	6
Kase Wynott	4
Rihards Vavers	2
Marcus Wilson	1

First-Half Points

Cougars	TOT 1,251	AVG 39.1
Opponents	1,159	36.2
	39.1	36.2

Second-Half Points

Cougars	TOT 1,265	AVG 39.5
Opponents	1,330	41.6
	39.5	41.6

Points off Turnovers

Cougars	TOT 429	AVG 13.4
Opponents	539	16.8
	13.4	16.8

Points in the Paint

Cougars	TOT 1,120	AVG 35.0
Opponents	1,132	35.4
	35.0	35.4

Second-Chance Points

Cougars	TOT 306	AVG 9.6
Opponents	399	12.5
	9.6	12.5

Fast Break Points

Cougars	TOT 302	AVG 9.4
Opponents	373	11.7
	9.4	11.7

Bench Points

Cougars	TOT 451	AVG 14.1
Opponents	680	21.3
	14.1	21.3

Largest WSU Halftime Lead

28 vs San Diego (Feb. 27)

Largest WSU Win

23 vs Idaho (Nov. 11)

Largest WSU Loss

30 vs Santa Clara (Feb. 22)

Largest WSU Lead

30 (1st) vs San Diego (Feb. 27)

Largest WSU Deficit

32 (2nd) vs Santa Clara (Feb. 22)

Largest WSU Deficit in Win

17 (1st) vs Portland State (Nov. 4)

Smallest WSU Margin of Victory

1 vs Pepperdine (Feb. 8)

Smallest Opp. Margin of Victory

1 vs Pacific (Jan. 9)

NATIONAL POLLS

AP TOP 25

WEEK 18 | MARCH 3, 2025

#	TEAM (1st)	RCRD	PTS	PRV
1	Auburn (61)	27-2	1525	1
2	Duke	26-3	1458	2
3	Houston	25-4	1396	4
4	Tennessee	24-5	1326	5
5	Florida	25-4	1247	3
6	St. John's	26-4	1179	7
7	Alabama	23-6	1176	6
8	Michigan State	24-5	1165	8
9	Texas Tech	22-7	947	10
10	Iowa State	22-7	918	9
11	Clemson	24-5	905	13
12	Wisconsin	22-7	815	11
13	Maryland	22-7	628	16
14	Louisville	23-6	606	19
15	Missouri	21-8	603	14
16	Memphis	24-5	560	18
17	Michigan	22-7	494	15
18	Purdue	20-9	454	20
19	Kentucky	19-10	417	17
20	Marquette	22-7	409	21
21	Saint Mary's	27-4	399	23
22	Texas A&M	20-9	364	12
23	BYU	21-8	287	25
24	Arizona	19-10	162	22
25	Mississippi St	20-9	87	24

USA TODAY COACHES POLL

WEEK 18 | MARCH 3, 2025

#	TEAM	RCRD	PRV
1	Auburn	27-2	1
2	Duke	26-3	2
3	Houston	25-4	4
4	Tennessee	24-5	5
5	Florida	25-4	3
6	St. John's	26-4	7
7	Michigan State	24-5	8
8	Alabama	23-6	6
9	Texas Tech	22-7	10
10	Iowa State	22-7	9
11	Clemson	24-5	14
12	Wisconsin	22-7	12
13	Louisville	23-6	17
14	Maryland	22-7	15
15	Michigan	22-7	13
16	Memphis	24-5	18
17	Saint Mary's	27-4	20
18	Purdue	20-9	19
19	Missouri	21-8	16
20	Marquette	22-7	22
21	Texas A&M	20-9	11
22	BYU	21-8	NR
23	Arizona	19-10	21
24	Kentucky	19-10	23
25	VCU	24-5	NR

THE LAST TIME...

A COUG SCORED 30 OR MORE POINTS:

30, Cedric Coward vs Northern Colorado, Nov. 18, 2024

AN OPP SCORED 30 OR MORE POINTS:

30, Paulius Murauskas, Saint Mary's, Feb. 15, 2025

A COUG COLLECTED 15 OR MORE REBOUNDS:

17, Andrej Jakimovski at Washington, March 2, 2023

AN OPP COLLECTED 15 OR MORE REBOUNDS:

16, Cheatham Zylan, Arizona State, Feb. 7, 2019

A COUG COLLECTED 10 OR MORE ASSISTS:

10, LeJuan Watts at Washington, Jan. 23, 2025

AN OPP COLLECTED 10 OR MORE ASSISTS:

11, Moe Odum, Pepperdine, March 1, 2025

A COUG HAD 5 OR MORE STEALS:

5, Dane Erikstrup vs Pepperdine, Feb. 8, 2025

AN OPP HAD 5 OR MORE STEALS:

5, Tony Duckett, San Diego, Feb. 27, 2025

A COUG HAD 5 OR MORE BLOCKED SHOTS:

5, Dane Erikstrup vs Northern Colorado, Nov. 18, 2024

AN OPP HAD 5 OR MORE BLOCKED SHOTS:

5, Evan Mobley, USC, Feb. 13, 2021

A COUG MADE 10 OR MORE FIELD GOALS:

11, Nate Calmese at Oregon State, Feb. 6, 2024

AN OPP MADE 10 OR MORE FIELD GOALS:

12, Paulius Murauskas, Saint Mary's, Feb. 15, 2025

A COUG ATTEMPTED 20 OR MORE FIELD GOALS:

22, Nate Calmese vs Iowa at Moline, Ill., Nov. 15, 2024

AN OPP ATTEMPTED 20 OR MORE FIELD GOALS:

22, Tony Duckett, San Diego, Feb. 27, 2025

A COUG MADE 10 OR MORE FREE THROWS:

11, LeJuan Watts vs San Francisco, Jan. 4, 2025

AN OPP MADE 10 OR MORE FREE THROWS:

10, Stefan Torodovic, Pepperdine, Feb. 8, 2025

A COUG MADE 5 OR MORE 3-PT FIELD GOALS:

6, Ethan Price vs Pacific, Jan. 9, 2025

AN OPPONENT MADE 5 OR MORE 3-PT FIELD GOALS:

5, Zion Bethea, Pepperdine, March 1, 2025

A COUG ATTEMPTED 10 OR MORE 3-PT FGS:

11, Dane Erikstrup vs San Francisco, Jan. 4, 2025

AN OPPONENT ATTEMPTED 10 OR MORE 3-PT FGS:

10, Tony Duckett, San Diego, Feb. 27, 2025

WSU HAD 5 OR MORE COUGS IN DOUBLE-FIGURES:

vs Loyola Marymount, March 8, 2025

(Calmese, Price, Vavers, I. Watts, L. Watts)

AN OPP HAD 5 OR MORE PLAYERS IN DOUBLE-FIGURES:

Pepperdine, March 1, 2025

WSU HAD 2 OR MORE COUGS POST A DOUBLE-DOUBLE:

Isaac Jones (13 pts, 11 rbd) and

Jaylen Wells (17 pts, 10 rbd) vs Colorado, Jan. 27, 2024

AN OPP HAD 2 OR MORE PLAYERS POST A DOUBLE-DOUBLE:

Jalen Williams (19 pts, 15 rbd)

& Josip Vrankic (19 pts, 10 rbd) Santa Clara, March 15, 2022

WSU HAD A TRIPLE-DOUBLE:

LeJuan Watts (20 pts, 11 rbd, 10 ast) at Santa Clara, Jan. 23, 2025

AN OPP HAD A TRIPLE-DOUBLE:

N/A

COUGARS' 2024-25 RECORD WHEN...

Overall	19-13	
At home	10-4	Allowing fewer than five 3-pointers 4-0
On the road	4-7	Allowing 5-9 3-pointers 10-9
At neutral sites	5-2	Allowing 10+ 3-pointers 5-4
In overtime	0-1	Making more FTs 7-3
After a win (won opener)	12-6	Making fewer FTs 10-8
After a loss	6-7	Making same FTs 2-2
Leading at halftime	16-4	Making fewer than 10 FTs 5-7
Trailing at halftime	3-9	Making 10-19 FTs 10-5
Tied at halftime	0-0	Making 20+ FTs 4-1
Leading by 1-5 at half	3-4	Opponent makes fewer than 10 FTs 2-3
Leading by 6-10 at half	7-0	Opponent makes 10-19 FTs 15-8
Leading by 10+ at half	6-0	Opponent makes 20+ FTs 2-2
Outscoring opp. in 2nd half	12-3	Outrebounding opponent 13-3
Outscored by opp. in 2nd half	5-10	Outrebounded by opponent 4-9
Scoring same points in 2nd half	2-0	Same rebounds 2-1
Leading with 5 minutes remaining	17-1	Fewer than 10 assists 0-0
Trailing with 5 minutes remaining	2-12	10-14 assists 3-8
Tied with 5 minutes remaining	0-0	15-19 assists 10-4
Scoring fewer than 50 points	0-0	20+ assists 6-1
Scoring 50-59 points	0-2	No blocks 0-0
Scoring 60-69 points	2-5	1-4 blocks 11-5
Scoring 70-79 points	3-5	5+ blocks 8-8
Scoring 80-89 points	4-0	Committing more turnovers 12-9
Scoring 90-99 points	9-1	Committing fewer turnovers 4-2
Scoring 100+ points	1-0	Committing same turnovers 3-2
Allowing 39 or fewer points	0-0	Committing fewer than 10 turnovers 2-2
Allowing 40-49 points	0-0	Committing 10-14 turnovers 9-2
Allowing 50-59 points	2-0	Committing 15-19 turnovers 5-8
Allowing 60-69 points	5-0	Committing 20+ turnovers 3-1
Allowing 70-79 points	6-5	Forcing fewer than 10 turnovers 1-4
Allowing 80-89 points	5-5	Forcing 10-14 turnovers 12-7
Allowing 90+ points	1-3	Forcing 15-19 turnovers 6-2
Decided by 1 point	1-1	Forcing 20+ turnovers 0-0
Decided by 2-3 points	0-1	In day games 6-1
Decided by 4-5 points	2-1	In night games 13-12
Decided by 6-9 points	5-1	On Sunday 0-0
Decided by 10-19 points	9-4	On Monday 5-0
Decided by 20+ points	2-5	On Tuesday 1-0
Higher field goal percentage	18-1	On Wednesday 0-3
Lower field goal percentage	1-12	On Thursday 3-4
Same field goal percentage	0-0	On Friday 1-1
Shooting less than 30.0%	0-0	On Saturday 9-5
Shooting 30.0-39.9%	0-3	In November 6-2
Shooting 40.0-44.9%	3-3	In December 6-1
Shooting 45.0-49.9%	3-3	In January 3-5
Shooting 50.0+ %	13-4	In February 2-5
Opponent shoots less than 30%	0-0	In March 2-0
Opponent shoots 30-39.9%	8-1	vs. WCC 9-10
Opponent shoots 40.0-44.9%	7-2	vs. WCC at home 5-4
Opponent shoots 45.0-49.0%	4-3	vs. WCC on the road 3-6
Opponent shoots 50.0+ %	0-7	vs. ranked opponents 0-1
More made 3-pt than opponent	11-5	when ranked 0-0
Fewer made 3-pt than opponent	7-7	Winning the opening tip 13-8
Same made 3-pt than opponent	1-1	Losing the opening tip 6-5
Making fewer than five 3-pointers	0-1	Wearing White 13-4
Making 5-9 3-pointers	10-10	Wearing Crimson 2-5
Making 10+ 3-pointers	9-2	Wearing Anthracite 4-4

THE LAST TIME WSU BASKETBALL...

SCORING

Fewer than 40 points	25 Arizona at Tucson, 1/2/14
40-49 points	49 vs Arizona at Pullman, 2/1/20
90-99 points	94 vs LMU at Las Vegas, 3/8/25
100+ points (regulation)	100 vs Portland State at Pullman, 11/4/24
100+ points	100 vs Portland State at Pullman, 11/4/24

FIELD GOAL PERCENTAGE

Less than .200 shooting	UNKNOWN
.200-.299 shooting	.293 (17-58) vs Washington at Pullman, 2/11/23
.300-.399 shooting	.396 (19-48) vs San Francisco at San Francisco, 2/1/25
.300-.399 shooting and won	.382 (21-55) vs Drake at Omaha, 3/21/24
.600 shooting or higher	.627 (32-51) vs Missouri State at Pullman, 12/14/24

BASKETS MADE

40+ field goals made	(40-66) vs Idaho at Moscow, 11/18/21
10-14 3-point field goals made	(12-32) vs LMU at Las Vegas, 3/8/25
15+ 3-point field goals made	(16-30) vs Eastern Washington at Spokane, 11/21/24
Did not make a 3-pointer	(0-6) vs Oregon at Los Angeles, 3/12/09
Made 30+ free throws	(34-41) vs San Francisco at Pullman, 1/4/25
Attempted 45+ free throws	(39-51) vs Rider at Pullman, 12/17/18
Attempted fewer than five free throws	(2-3) vs Arizona at Pullman, 2/10/22
Attempted 5-10 free throws	(6-8) vs Gonzaga at Pullman, 2/19/25
Attempted 11-15 free throws	(9-12) vs Pepperdine at Malibu, 3/1/25
Attempted zero free throws in a half	(1st) vs LMU at Spokane, 12/30/24

ASSISTS

15-19 assists	18 vs San Diego at Pullman, 2/27/25
20-25 assists	20 vs Gonzaga at Spokane, 1/11/25
More than 25 assists	26 vs LMU at Las Vegas, 3/8/25

TURNOVERS

Fewer than 5 turnovers	3 vs Seattle U at Pullman, 11/7/19
5-10 turnovers	9 vs Pepperdine at Malibu, 3/1/25
25-30 turnovers	25 vs Kansas State at Manhattan, Kan., 12/5/09
31-35 turnovers	31 vs UCLA at Los Angeles, 2/25/99
35 or more turnovers	37 vs USC at Pullman, 1/10/65

BLOCKED SHOTS

10+ blocked shots	10 vs Idaho at Pullman, 11/11/24
-------------------	----------------------------------

FREE THROW PERCENTAGE

Less than .500	.375 (3-8) vs Gonzaga at Spokane, 1/11/25
.900-.999	.900 (9-10) vs Pepperdine at Pullman, 2/8/25
1.000	1.000 (13-13) vs Saint Mary's at Pullman, 1/25/25

REBOUNDS

Fewer than 10 rebounds	UNKNOWN
10-20 rebounds	19 (7 off/12 def) vs Oregon State at Corvallis, 2/6/25
50+ rebounds	53 (15 off/38 def) vs Arizona State at Tempe, 12/1/21
20+ rebound margin	+20 (48/28) vs UC Riverside at Pullman, 12/6/23

STEALS

10-14 steals	10 vs Pacific at Pullman, 1/9/25
15+ steals	16 vs Wyoming at Pullman, 11/30/05

MARGIN OF VICTORY

1-point	87-86 vs Pepperdine in Pullman, 2/8/25
2-points	66-64 vs George Washington at Honolulu, 12/22/22
20-29 points	22 (92-70) vs Portland at Pullman, 1/18/25
Back-to-back 20+ points	21 (78-57) vs Rhode Island at Uncasville, 11/19/23
	40 (93-53) vs Utah Tech at Pullman, 11/24/23
30-40 points	37 (86-49) vs UC Riverside at Pullman, 12/6/23
41-50 points	42 (96-54) vs Detroit Mercy at Pullman, 11/25/22
50+ points	51 (76-25) vs Mississippi Valley State at Pullman, 11/15/08
30+ halftime lead	33 (56-23) vs Detroit Mercy at Pullman, 11/25/22
Single-overtime win	vs Washington at Seattle, 2/3/24 (90-87)
Double-overtime win	vs Washington at Pullman, 3/8/08 (76-73)
Triple-overtime win	vs Stanford at Pullman, 2/20/21 (85-76)

THE LAST TIME A WSU OPPONENT...

OPPONENT SCORING

Fewer than 40 points	29 Arizona State at Tempe, 12/1/21
40-49 points	49 UC Riverside at Pullman, 12/6/23
90-99 points	93 Santa Clara at Santa Clara, 1/23/25
100+ points (regulation)	109 Santa Clara at Pullman, 2/22/25
100+ points	103 Creighton at St. Thomas, Virgin Islands, 11/18/16

OPPONENT FIELD GOAL PERCENTAGE

Less than .200 shooting	.167 (9-54) Mississippi Valley St. at Pullman, 11/15/08
.200-.299 shooting	.275 (14-51) UC Riverside at Pullman, 12/6/23
.300-.399 shooting	.397 (23-58) San Francisco at San Francisco, 2/1/25
.300-.399 shooting and won	.397 (23-58) San Francisco at San Francisco, 2/1/25
.600 shooting or higher	.604 (32-53) Utah State at Honolulu, 12/25/22

OPPONENT BASKETS MADE

40+ field goals made	(40-71) Creighton at St. Thomas, Virgin Islands, 11/18/16
10-14 3-point field goals made	(10-29) San Diego at Pullman, 2/27/25
15+ 3-point field goals made	(23-38) Santa Clara at Pullman, 2/22/25
Did not make a 3-pointer	(0-15) Mississippi Valley State at Spokane, 11/24/07
Made 30+ free throws	(30-38) Oregon State at Corvallis, 2/6/25
Attempted 45+ free throws	(32-47) Colorado State at Fort Collins, 12/14/02
Attempted fewer than five free throws	(4-4) Santa Clara at Pullman, 12/17/16
Attempted 5-10 free throws	(5-10) Pacific at Stockton, 1/30/25
Attempted 11-15 free throws	(10-15) San Diego at Pullman, 2/21/25
Attempted zero free throws in a half	(1st) Stanford at Stanford, 2/23/23

OPPONENT ASSISTS

15-19 assists	19 Gonzaga at Pullman, 2/19/25
20-25 assists	22 Santa Clara at Pullman, 2/22/25
More than 25 assists	30 Arizona at Tucson, 2/1/01

OPPONENT TURNOVERS

Fewer than 5 turnovers	4 California at Berkeley, 1/20/24
5-10 turnovers	10 Pepperdine at Malibu, 3/1/25
25-30 turnovers	25 Gonzaga at Spokane, 12/8/10
31-35 turnovers	32 Prairie View A&M at Pullman, 11/24/01
35 or more turnovers	35 Central Connecticut State, 11/22/91

OPPONENT BLOCKED SHOTS

10+ blocked shots	11 California at Berkeley, 1/12/13
-------------------	------------------------------------

OPPONENT FREE THROW PERCENTAGE

Less than .500	.400 (6-10) Missouri State at Pullman, 12/14/24
.900-.999	.950 (19-20) Gonzaga at Pullman, 2/19/25
1.000	1.000 (11-11) UCLA at Las Vegas, 3/10/22

OPPONENT REBOUNDS

Fewer than 10 rebounds	7 Princeton at East Lansing, Mich., 12/29/92
10-20 rebounds	20 (5 off/15 def) UNLV at Las Vegas, 12/10/22
50+ rebounds	51 (22/29) SMU at Palm Desert, 11/27/24
20+ rebound margin	+26 (51/25) SMU at Palm Desert, 11/27/24

OPPONENT STEALS

10-14 steals	14 vs San Diego at Pullman, 2/27/25
15+ steals	15 Washington at Seattle, 2/28/20

OPPONENT MARGIN OF VICTORY

1-point	95-94 (OT) Pacific at Pullman, 1/9/25
2-points	70-68 Pacific at Stockton, 1/30/25
20-29 points	21 (84-63) Gonzaga at Pullman, 2/19/25
Back-to-back 20+ points	30 (109-79) Santa Clara at Pullman, 2/22/25
	21 (84-63) Gonzaga at Pullman, 2/19/25
30-40 points	30 (109-79) Santa Clara at Pullman, 2/22/25
40+ points	48 (98-50) Stanford at Palo Alto, 2/28/19
30+ halftime lead	34 (19-53) Arizona at Pullman, 2/15/15
Single-overtime win	Pacific at Pullman, 1/9/25 (95-94)
Double-overtime win	Arizona at Pullman, 1/2/21 (86-82)
Triple-overtime win	Oregon at Pullman, 1/14/99 (87-83)

SUPERLATIVES



3 ETHAN PRICE

6-10 | 235

SENIOR | FORWARD

BURY ST. EDMUNDS, ENGLAND

2024-25 GAME-BY-GAME STATISTICS

DATE	OPPONENT	GS	MIN	FGM/A	PCT	3FG/A	PCT	FTM/A	PCT	OFF DEF	TOT	AVG	PF	AST	T/O	BLK	STL	PTS	PPG	
11/4	PORTLAND STATE	*	32	4-5	.800	3-3	1.000	5-6	.833	1	6	7	7.0	3	1	3	0	1	16	16.0
11/8	BRADLEY	*	23	6-10	.600	2-5	.400	0-1	.000	1	5	6	6.5	4	2	3	1	0	14	15.0
11/11	IDAHO	*	32	2-5	.400	1-4	.250	6-6	1.000	2	6	8	7.0	3	3	2	2	1	11	13.7
11/15	VS IOWA	*	29	3-5	.600	1-3	.333	1-2	.500	0	7	7	7.0	5	2	3	0	1	8	12.3
11/18	NORTHERN COLO.	*	31	3-3	1.000	0-0	.000	2-3	.667	1	7	8	7.2	2	2	0	0	0	8	11.4
11/21	VS EASTERN WASH.	*	15	0-0	.000	0-0	.000	0-0	.000	2	2	4	6.7	5	1	2	0	0	0	9.5
11/26	VS FRESNO STATE	*	33	6-10	.600	2-4	.500	2-4	.500	0	1	1	5.9	1	6	2	1	0	16	10.4
11/27	VS SMU	*	31	4-10	.400	2-6	.333	2-2	1.000	1	1	2	5.4	1	1	0	0	0	12	10.6
12/2	AT NEVADA	*	34	4-14	.286	1-4	.250	1-2	.500	1	4	5	5.3	1	2	0	1	0	10	10.6
12/7	VS BOISE STATE	*	35	4-10	.400	0-3	.000	1-2	.500	1	6	7	5.5	2	2	4	0	0	9	10.4
12/14	MISSOURI STATE	*	34	5-12	.417	2-6	.333	0-2	.000	2	5	7	5.6	2	1	0	1	0	12	10.5
12/18	AT WASHINGTON	*	36	4-10	.400	1-4	.250	7-7	1.000	0	6	6	5.7	4	4	2	0	0	16	11.0
12/21	VS UNI	*	28	4-10	.400	1-5	.200	0-0	.000	1	4	5	5.6	4	3	2	0	1	9	10.8
12/28	AT PORTLAND	*	30	8-11	.727	4-6	.667	2-2	1.000	1	6	7	5.7	1	5	4	0	1	22	11.6
12/30	LMU	*	32	3-7	.429	0-3	.000	2-3	.667	1	8	9	5.9	3	0	3	0	0	8	11.4
1/4	SAN FRANCISCO	*	35	5-6	.833	1-2	.500	9-10	.900	0	5	5	5.9	3	3	6	2	4	20	11.9
1/9	PACIFIC	*	30	8-17	.471	6-9	.667	6-6	1.000	4	4	8	6.0	2	2	2	1	0	28	12.9
1/11	AT GONZAGA	*	31	1-4	.250	0-2	.000	0-0	.000	1	4	5	5.9	2	3	4	1	0	2	12.3
1/16	AT SAN DIEGO	*	34	2-5	.400	1-3	.333	2-4	.500	2	2	4	5.8	3	2	2	0	0	7	12.0
1/18	PORTLAND	*	32	4-11	.364	1-5	.200	4-6	.667	0	7	7	5.9	3	2	3	0	2	13	12.1
1/23	AT SANTA CLARA	*	32	7-14	.500	2-8	.250	0-0	.000	2	2	4	5.8	1	2	2	2	0	16	12.2
1/25	SAINT MARY'S	*	36	6-10	.600	4-7	.571	4-4	1.000	0	2	2	5.6	3	1	1	1	0	20	12.6
1/30	AT PACIFIC	*	31	3-8	.375	0-2	.000	1-1	1.000	3	5	8	5.7	3	5	3	1	0	7	12.3
2/1	AT SAN FRANCISCO	*	30	2-7	.286	1-6	.167	7-8	.875	0	1	1	5.5	2	2	3	1	0	12	12.3
2/6	AT OREGON STATE	*	32	5-9	.556	3-6	.500	0-0	.000	1	3	4	5.5	4	1	0	2	0	13	12.4
2/8	PEPPERDINE	*	31	3-9	.333	1-4	.250	5-5	1.000	0	5	5	5.5	1	1	2	3	0	12	12.3
2/15	AT SAINT MARY'S	*	31	4-8	.500	3-5	.600	0-0	.000	1	4	5	5.4	4	2	1	1	0	11	12.3
2/19	GONZAGA	*	31	1-5	.200	0-3	.000	0-0	.000	1	3	4	5.4	3	1	0	1	1	2	11.9
2/22	SANTA CLARA	*	26	5-9	.556	2-4	.500	7-9	.778	0	0	0	5.2	3	1	1	2	2	19	12.2
2/27	SAN DIEGO	*	28	6-14	.429	1-4	.250	4-4	1.000	2	5	7	5.3	1	1	4	0	1	17	12.3
3/1	AT PEPPERDINE	*	31	6-11	.545	3-6	.500	0-0	.000	0	3	3	5.2	2	2	3	3	1	15	12.4
3/8	VS LMU	*	29	8-9	.889	2-3	.667	4-6	.667	0	5	5	5.2	2	4	2	0	0	22	12.7
TOTAL			985	136-278	.489	51-135	.378	84-105	.800	32	134	166	5.2	83	70	69	27	16	407	12.7

CAREER & SEASON HIGHS

Minutes

Career	36 vs Saint Mary's, 1/25/25
This Season	36 vs Saint Mary's, 1/25/25
vs WCC	36 vs Saint Mary's, 1/25/25

Points

Career	28 vs Pacific, 1/9/25
This Season	28 vs Pacific, 1/9/25
vs WCC	28 vs Pacific, 1/9/25

Field Goals Made

Career	9 at Northern Colorado, 1/19/23
This Season	8 vs Loyola Marymount, 3/8/25
vs WCC	8 vs Loyola Marymount, 3/8/25

Field Goal Attempts

Career	17 vs Pacific, 1/9/25
This Season	17 vs Pacific, 1/9/25
vs WCC	17 vs Pacific, 1/9/25

3-Pt Field Goals Made

Career	6 vs Pacific, 1/9/25
This Season	6 vs Pacific, 1/9/25
vs WCC	6 vs Pacific, 1/9/25

3-Pt Field Goal Attempts

Career	9 vs Pacific, 1/9/25
This Season	9 vs Pacific, 1/9/25
vs WCC	9 vs Pacific, 1/9/25

Free Throws Made

Career	9 vs San Francisco, 1/4/25
This Season	9 vs San Francisco, 1/4/25
vs WCC	9 vs San Francisco, 1/4/25

Free Throws Attempted

Career	14 at Sacramento State, 2/26/22
This Season	10 vs San Francisco, 1/4/25
vs WCC	10 vs San Francisco, 1/4/25

Rebounds

Career	12 at UC Davis, 11/12/21
This Season	9 vs LMU, 12/30/24
vs WCC	9 vs LMU, 12/30/24

Assists

Career	6 vs Fresno State, 11/26/24
This Season	6 vs Fresno State, 11/26/24
vs WCC	5 at Pacific, 1/30/25

Blocks

Career	4 vs UC Davis, 12/17/22
This Season	3 at Pepperdine, 3/1/25
vs WCC	3 at Pepperdine, 3/1/25

Steals

Career	4 vs San Francisco, 1/4/25
This Season	4 vs San Francisco, 1/4/25
vs WCC	4 vs San Francisco, 1/4/25

Most Recent Occurrences Noted

CAREER STATISTICAL HISTORY

YEAR	GP	GS	3-POINT					REBOUNDS								OTHER STATS										
			MIN	AVG	FG	FGA	PCT	FG	FGA	PCT	FT	FTA	PCT	OFF	DEF	TOT	AVG	PF	DQ	AST	A/G	TO	BLK	STL	PTS	AVG
2021-22 EASTERN WASH.	34	34	947	27.9	118	248	.476	33	81	.407	67	103	.650	44	124	168	4.9	115	4	70	2.1	67	24	16	336	9.9
2022-23 EASTERN WASH.	34	34	844	24.8	118	214	.551	33	90	.367	57	79	.722	30	113	143	4.2	84	1	52	1.5	65	32	10	326	9.6
2023-24 EASTERN WASH.	32	32	832	26.0	135	259	.521	40	107	.374	79	101	.782	15	114	129	4.0	73	3	71	2.2	70	27	16	389	12.2
2024-25 WASHINGTON ST	32	32	985	30.8	136	278	.489	51	135	.378	84	105	.800	32	134	166	5.2	83	2	70	2.2	69	27	16	407	12.7
TOTAL	132	132	3603	27.3	507	999	.508	157	413	.380	287	388	.740	121	485	606	4.6	355	10	263	2.0	271	110	58	1458	11.0

2024-25 WASHINGTON STATE ROSTER



4 LEJUAN WATTS

6-6 | 230
RS-SOPHOMORE | FORWARD
FRESNO, CALIF.

2024-25 GAME-BY-GAME STATISTICS

DATE	OPPONENT	GS	MIN	FGM/A	PCT	3FG/A	PCT	FTM/A	PCT	OFF DEF TOT	AVG	PF	AST	T/O	BLK	STL	PTS	PPG
11/4	PORTLAND STATE	*	28	4-8	.500	0-1	.000	3-4	.750	1 3 4	4.0	5	2	1	1	2	11	11.0
11/8	BRADLEY	*	32	3-7	.429	0-2	.000	6-6	1.000	4 7 11	7.5	0	4	2	0	2	12	11.5
11/11	IDAHO	*	30	7-11	.636	1-2	.500	1-2	.500	3 11 14	9.7	3	3	3	0	0	16	13.0
11/15	VS IOWA	*	36	5-10	.500	1-3	.333	0-0	.000	2 8 10	9.8	4	4	4	2	0	11	12.5
11/18	NORTHERN COLO.	*	32	4-10	.400	0-4	.000	3-3	1.000	2 6 8	9.4	2	5	8	1	0	11	12.2
11/21	VS EASTERN WASH.	*	30	2-4	.500	1-2	.500	1-2	.500	2 1 3	8.3	2	5	0	0	2	6	11.2
11/26	VS FRESNO STATE	*	31	6-10	.600	0-2	.000	2-2	1.000	3 6 9	8.4	3	3	3	1	1	14	11.6
11/27	VS SMU	*	32	4-6	.667	1-3	.333	3-6	.500	1 2 3	7.8	3	1	1	1	0	12	11.6
12/2	AT NEVADA	*	33	5-8	.625	1-1	1.000	2-3	.667	2 7 9	7.9	2	6	6	0	1	13	11.8
12/7	VS BOISE STATE	*	32	6-8	.750	0-0	.000	8-10	.800	2 9 11	8.2	4	6	4	0	1	20	12.6
12/14	MISSOURI STATE	*	29	7-7	1.000	1-1	1.000	2-2	1.000	0 0 0	7.5	3	1	4	0	1	17	13.0
12/18	AT WASHINGTON	*	31	4-10	.400	0-0	.000	7-8	.875	5 3 8	7.5	4	3	4	0	0	15	13.2
12/21	VS UNI	*	35	7-10	.700	0-1	.000	0-1	.000	1 11 12	7.8	0	3	2	1	1	14	13.2
12/28	AT PORTLAND	*	31	4-8	.500	3-3	1.000	3-4	.750	2 6 8	7.9	1	3	1	1	0	14	13.3
12/30	LMU	*	36	4-9	.444	0-1	.000	0-0	.000	2 9 11	8.1	0	8	7	0	0	8	12.9
1/4	SAN FRANCISCO	*	39	6-15	.400	1-3	.333	11-13	.846	6 6 12	8.3	3	5	1	1	1	24	13.6
1/9	PACIFIC	*	38	3-6	.500	1-2	.500	9-10	.900	3 5 8	8.3	1	3	5	0	2	16	13.8
1/11	AT GONZAGA	*	33	7-15	.467	2-6	.333	1-2	.500	2 3 5	8.1	3	6	3	0	0	17	13.9
1/16	AT SAN DIEGO	*	26	2-5	.400	0-1	.000	5-6	.833	0 5 5	7.9	5	5	2	1	1	9	13.7
1/18	PORTLAND	*	31	6-10	.600	1-2	.500	2-2	1.000	1 6 7	7.9	2	4	1	0	1	15	13.8
1/23	AT SANTA CLARA	*	37	7-10	.700	3-3	1.000	3-7	.429	1 10 11	8.0	1	10	6	1	2	20	14.0
1/25	SAINT MARY'S	*	35	5-11	.455	0-0	.000	4-4	1.000	0 1 1	7.7	1	6	2	0	4	14	14.0
1/30	AT PACIFIC	*	29	2-5	.400	1-1	1.000	3-4	.750	0 1 1	7.4	1	3	5	0	1	8	13.8
2/1	AT SAN FRANCISCO	*	22	4-8	.500	1-2	.500	0-2	.000	1 5 6	7.4	2	1	5	0	3	9	13.6
2/6	AT OREGON STATE	*	32	3-6	.500	0-1	.000	3-4	.750	1 2 3	7.2	4	4	1	1	0	9	13.4
2/8	PEPPERDINE	*	30	5-9	.556	1-1	1.000	3-4	.750	1 3 4	7.1	4	6	4	0	1	14	13.4
2/15	AT SAINT MARY'S	*	33	8-16	.500	0-1	.000	1-2	.500	0 1 1	6.9	2	4	6	1	0	17	13.6
2/19	GONZAGA	*	27	7-13	.538	3-4	.750	2-3	.667	0 3 3	6.7	3	5	6	2	1	19	13.8
2/22	SANTA CLARA	*	24	1-2	.500	0-1	.000	4-4	1.000	0 3 3	6.6	2	3	1	1	0	6	13.5
2/27	SAN DIEGO	*	32	5-7	.714	0-2	.000	3-5	.600	2 8 10	6.7	0	5	4	0	1	13	13.5
3/1	AT PEPPERDINE	*	33	4-9	.444	0-1	.000	0-1	.000	0 5 5	6.6	3	9	3	0	0	8	13.3
3/8	VS LMU	*	31	4-8	.500	2-3	.667	2-5	.400	3 10 13	6.8	3	5	1	0	0	12	13.3
TOTAL			1010	151-281	.537	25-60	.417	97-131	.740	53 166 219	6.8	76	141	106	16	29	424	13.3

SUPERLATIVES

	24-25	TOTAL	LAST
10+ POINTS	24	38	VS LMU (3/8/25)
10+ REBOUNDS	10	12	VS LMU (3/8/25)
20+ POINTS	3	4	AT SCU (1/23/25)
30+ POINTS	-	-	
DOUBLE-DOUBLE	9	10	VS LMU (3/8/25)
TOP SCORER	5	5	VS GONZ (2/19/25)
TOP REBOUNDER	18	18	VS LMU (3/8/25)

CAREER & SEASON HIGHS

Minutes	
Career	39 vs San Francisco, 1/4/25
This Season	39 vs San Francisco, 1/4/25
vs WCC	39 vs San Francisco, 1/4/25
Points	
Career	24 vs San Francisco, 1/4/25
This Season	24 vs San Francisco, 1/4/25
vs WCC	24 vs San Francisco, 1/4/25
Field Goals Made	
Career	8 at Saint Mary's, 2/15/25
This Season	8 at Saint Mary's, 2/15/25
vs WCC	8 at Saint Mary's, 2/15/25
Field Goal Attempts	
Career	16 at Saint Mary's, 2/15/25
This Season	16 at Saint Mary's, 2/15/25
vs WCC	16 at Saint Mary's, 2/15/25
3-Pt Field Goals Made	
Career	3 vs Gonzaga, 2/19/25
This Season	3 vs Gonzaga, 2/19/25
vs WCC	3 vs Gonzaga, 2/19/25
3-Pt Field Goal Attempts	
Career	6 at Gonzaga, 1/11/25
This Season	6 at Gonzaga, 1/11/25
vs WCC	6 at Gonzaga, 1/11/25
Free Throws Made	
Career	11 vs San Francisco, 1/4/25
This Season	11 vs San Francisco, 1/4/25
vs WCC	11 vs San Francisco, 1/4/25
Free Throws Attempted	
Career	13 vs San Francisco, 1/4/25
This Season	13 vs San Francisco, 1/4/25
vs WCC	13 vs San Francisco, 1/4/25
Rebounds	
Career	14 vs Idaho, 11/11/24
This Season	14 vs Idaho, 11/11/24
vs WCC	13 vs Loyola Marymount, 3/8/25
Assists	
Career	10 at Santa Clara, 1/23/25
This Season	10 at Santa Clara, 1/23/25
vs WCC	10 at Santa Clara, 1/23/25
Blocks	
Career	2 vs Gonzaga, 2/19/25
This Season	2 vs Gonzaga, 2/19/25
vs WCC	2 vs Gonzaga, 2/19/25
Steals	
Career	4 vs Saint Mary's, 1/25/25
This Season	4 vs Saint Mary's, 1/25/25
vs WCC	4 vs Saint Mary's, 1/25/25

Most Recent Occurrences Noted

CAREER STATISTICAL HISTORY

YEAR	GPGS	MIN	AVG	3-POINT						REBOUNDS																
				FG	FGA	PCT	FG	FGA	PCT	FT	FTA	PCT	OFF	DEF	TOT	AVG	PF	DQ	AST	A/G	TO	BLK	STL	PTS	AVG	
2023-24 EASTERN WASH.	32	0	725	22.7	123	201	.612	15	37	.405	41	57	.719	42	115	157	4.9	71	4	54	1.7	44	12	29	302	9.4
2024-25 WASHINGTON ST	32	32	1010	31.6	151	281	.537	25	60	.417	97	131	.740	53	166	219	6.8	76	2	141	4.4	106	16	29	424	13.3
TOTAL	64	32	1729	27.0	274	482	.568	40	97	.412	138	188	.734	95	281	376	5.9	147	6	195	3.0	150	28	58	726	11.3

2024-25 WASHINGTON STATE ROSTER



5 TOMAS THRASTARSON

6-6 | 220
FRESHMAN | FORWARD
THORLAKSHOFN, ICELAND

SUPERLATIVES

	24-25 TOTAL		LAST
10+ POINTS	4	4	VS GONZ (2/19/25)
10+ REBOUNDS	-	-	
20+ POINTS	-	-	
30+ POINTS	-	-	
DOUBLE-DOUBLE	-	-	
TOP SCORER	-	-	
TOP REBOUNDER	1	1	VS SMC (1/25/25)

CAREER & SEASON HIGHS

Minutes		
Career		35 vs Pacific, 1/9/25
This Season		35 vs Pacific, 1/9/25
vs WCC		35 vs Pacific, 1/9/25
Points		
Career		17 vs LMU, 12/30/24
This Season		17 vs LMU, 12/30/24
vs WCC		17 vs LMU, 12/30/24
Field Goals Made		
Career		6 vs LMU, 12/30/24
This Season		6 vs LMU, 12/30/24
vs WCC		6 vs LMU, 12/30/24
Field Goal Attempts		
Career		8 vs LMU, 12/30/24
This Season		8 vs LMU, 12/30/24
vs WCC		8 vs LMU, 12/30/24
3-Pt Field Goals Made		
Career		4 vs LMU, 12/30/24
This Season		4 vs LMU, 12/30/24
vs WCC		4 vs LMU, 12/30/24
3-Pt Field Goal Attempts		
Career		5 vs LMU, 12/30/24
This Season		5 vs LMU, 12/30/24
vs WCC		5 vs LMU, 12/30/24
Free Throws Made		
Career		6 vs Pacific, 1/9/25
This Season		6 vs Pacific, 1/9/25
vs WCC		6 vs Pacific, 1/9/25
Free Throws Attempted		
Career		10 vs Pacific, 1/9/25
This Season		10 vs Pacific, 1/9/25
vs WCC		10 vs Pacific, 1/9/25
Rebounds		
Career		6 at Pepperdine, 3/1/25
This Season		6 at Pepperdine, 3/1/25
vs WCC		6 at Pepperdine, 3/1/25
Assists		
Career		5 at Portland, 12/28/24
This Season		5 at Portland, 12/28/24
vs WCC		5 at Portland, 12/28/24
Blocks		
Career		3 at Washington, 12/18/24
This Season		3 at Washington, 12/18/24
vs WCC		2 vs Portland, 1/18/25
Steals		
Career		2 at Pepperdine, 3/1/25
This Season		2 at Pepperdine, 3/1/25
vs WCC		2 at Pepperdine, 3/1/25

Most Recent Occurrences Noted

2024-25 GAME-BY-GAME STATISTICS

DATE	OPPONENT	GS	MIN	FGM/A	PCT	3FG/A	PCT	FTM/A	PCT	OFF DEF TOT	AVG	PF	AST	T/O	BLK	STL	PTS	PPG
11/4	PORTLAND STATE									DNP (COACH DECISION)								
11/8	BRADLEY	4	1-1	1.000	1-1	1.000	0-0	.000	0 0 0	0.0	2	0	0	0	0	0	3	3.0
11/11	IDAHO	2	0-0	.000	0-0	.000	0-0	.000	0 0 0	0.0	1	0	0	0	0	0	0	1.5
11/15	VS IOWA									DNP (COACH DECISION)								
11/18	NORTHERN COLO.									DNP (COACH DECISION)								
11/21	VS EASTERN WASH.	1	0-0	.000	0-0	.000	0-0	.000	0 0 0	0.0	1	0	0	0	0	0	0	1.0
11/26	VS FRESNO STATE	9	1-1	1.000	0-0	.000	0-0	.000	0 1 1	0.3	1	0	0	2	0	2	1.3	
11/27	VS SMU	6	0-1	.000	0-1	.000	1-2	.500	0 1 1	0.4	1	0	0	0	0	1	1.2	
12/2	AT NEVADA	22	1-3	.333	1-3	.333	0-0	.000	1 3 4	1.0	1	3	0	0	2	3	1.5	
12/7	VS BOISE STATE	14	1-3	.333	0-2	.000	1-2	.500	0 1 1	1.0	2	0	1	0	0	3	1.7	
12/14	MISSOURI STATE	16	0-1	.000	0-1	.000	0-0	.000	1 2 3	1.3	2	0	3	2	0	0	1.5	
12/18	AT WASHINGTON	17	1-2	.500	0-0	.000	0-0	.000	1 3 4	1.6	3	0	1	3	0	2	1.6	
12/21	VS UNI	* 27	3-4	.750	1-1	1.000	0-1	.000	1 2 3	1.7	3	1	1	0	0	7	2.1	
12/28	AT PORTLAND	* 29	2-5	.400	0-2	.000	2-4	.500	0 1 1	1.6	0	5	0	0	0	6	2.5	
12/30	LMU	* 30	6-8	.750	4-5	.800	1-3	.333	1 5 6	2.0	4	0	1	0	0	17	3.7	
1/4	SAN FRANCISCO	* 27	2-2	1.000	0-0	.000	6-8	.750	2 3 5	2.2	3	0	0	2	1	10	4.2	
1/9	PACIFIC	* 35	2-2	1.000	1-1	1.000	6-10	.600	3 1 4	2.4	4	0	1	2	1	11	4.6	
1/11	AT GONZAGA	* 25	2-4	.500	2-2	1.000	0-0	.000	0 2 2	2.3	3	0	0	0	0	6	4.7	
1/16	AT SAN DIEGO	* 32	1-6	.167	0-2	.000	2-2	1.000	2 3 5	2.5	1	1	0	1	0	4	4.7	
1/18	PORTLAND	* 31	1-4	.250	0-3	.000	4-7	.571	0 4 4	2.6	4	0	0	2	0	6	4.8	
1/23	AT SANTA CLARA	* 32	1-1	1.000	0-0	.000	2-2	1.000	0 1 1	2.5	2	0	1	1	1	4	4.7	
1/25	SAINT MARY'S	* 22	2-2	1.000	0-0	.000	0-0	.000	0 4 4	2.6	1	0	1	1	0	4	4.7	
1/30	AT PACIFIC	22	1-3	.333	0-0	.000	1-2	.500	2 2 4	2.7	1	1	0	0	0	3	4.6	
2/1	AT SAN FRANCISCO	19	0-1	.000	0-0	.000	0-0	.000	0 3 3	2.7	3	1	2	0	1	0	4.4	
2/6	AT OREGON STATE	8	0-0	.000	0-0	.000	0-0	.000	0 0 0	2.5	3	0	0	0	0	0	4.2	
2/8	PEPPERDINE	22	3-5	.600	0-1	.000	0-0	.000	2 4 6	2.7	2	1	0	1	0	6	4.3	
2/15	AT SAINT MARY'S	22	0-1	.000	0-0	.000	0-0	.000	0 3 3	2.7	1	0	0	0	0	0	4.1	
2/19	GONZAGA	27	4-4	1.000	2-2	1.000	2-3	.667	1 2 3	2.7	2	2	1	0	0	12	4.4	
2/22	SANTA CLARA	25	1-2	.500	0-1	.000	1-3	.333	2 1 3	2.7	1	0	0	0	0	3	4.3	
2/27	SAN DIEGO	23	3-3	1.000	0-0	.000	1-2	.500	3 2 5	2.8	2	1	1	1	1	7	4.4	
3/1	AT PEPPERDINE	20	2-4	.500	0-0	.000	0-1	.000	2 4 6	2.9	2	0	0	0	2	4	4.4	
3/8	VS LMU	20	1-2	.500	0-1	.000	1-4	.250	2 2 4	3.0	1	1	0	1	0	3	4.4	
TOTAL		589	42-75	.560	12-29	.414	31-56	.554	26 60 86	3.0	57 17 14	19 9	127	4.4				

CAREER STATISTICAL HISTORY

YEAR	GPGS	MIN	AVG	3-POINT						REBOUNDS								PF	DQ	AST	A/G	TO	BLK	STL	PTS	AVG
				FG	FGA	PCT	FG	FGA	PCT	FT	FTA	PCT	OFF	DEF	TOT	AVG										
2024-25 WASHINGTON ST	29	10	589	20.3	42	75	.560	12	29	.414	31	56	.554	26	60	86	3.0	57	0	17	0.6	14	19	9	127	4.4
TOTAL	29	10	589	20.3	42	75	.560	12	29	.414	31	56	.554	26	60	86	3.0	57	0	17	0.6	14	19	9	127	4.4

2024-25 WASHINGTON STATE ROSTER



8 NATE CALMESE

6-2 | 175
JUNIOR | GUARD
GILBERT, ARIZ.

2024-25 GAME-BY-GAME STATISTICS

DATE	OPPONENT	GS	MIN	FGM/A	PCT	3FG/A	PCT	FTM/A	PCT	OFF DEF TOT	AVG	PF	AST	T/O	BLK	STL	PTS	PPG
11/4	PORTLAND STATE	*	31	6-11	.545	3-5	.600	2-4	.500	0 1 1	1.0	3	5	5	0	2	17	17.0
11/8	BRADLEY	*	30	4-9	.444	1-4	.250	9-11	.818	0 2 2	1.5	3	6	0	0	3	18	17.5
11/11	IDAHO	*	26	8-15	.533	1-6	.167	1-2	.500	1 2 3	2.0	2	3	3	0	3	18	17.7
11/15	VS IOWA	*	35	12-22	.545	1-5	.200	2-2	1.000	1 2 3	2.3	2	1	5	0	3	27	20.0
11/18	NORTHERN COLO.	*	21	2-6	.333	0-2	.000	0-0	.000	1 2 3	2.4	2	2	2	0	2	4	16.8
11/21	VS EASTERN WASH.	*	29	8-17	.471	2-5	.400	1-1	1.000	0 3 3	2.5	1	2	5	0	2	19	17.2
11/26	VS FRESNO STATE	*	25	10-16	.625	1-3	.333	1-2	.500	3 5 8	3.3	4	6	7	0	0	22	17.9
11/27	VS SMU	*	35	6-17	.353	3-9	.333	0-0	.000	1 2 3	3.3	4	6	3	0	2	15	17.5
12/2	AT NEVADA	*	34	4-12	.333	2-6	.333	0-0	.000	1 7 8	3.8	1	7	2	0	1	10	16.7
12/7	VS BOISE STATE	*	35	3-13	.231	1-6	.167	0-0	.000	0 3 3	3.7	5	5	2	0	2	7	15.7
12/14	MISSOURI STATE	*	31	5-10	.500	0-3	.000	4-6	.667	0 0 0	3.4	2	7	3	0	3	14	15.5
12/18	AT WASHINGTON	*	32	8-18	.444	2-7	.286	3-3	1.000	1 4 5	3.5	4	3	5	1	1	21	16.0
12/21	VS UNI	*	32	6-12	.500	1-6	.167	3-6	.500	0 1 1	3.3	1	6	4	1	1	16	16.0
12/28	AT PORTLAND	*	31	8-14	.571	2-3	.667	0-0	.000	1 6 7	3.6	3	5	4	0	2	18	16.1
12/30	LMU	*	30	9-17	.529	0-2	.000	2-2	1.000	1 2 3	3.5	4	4	2	1	2	20	16.4
1/4	SAN FRANCISCO	*	23	6-11	.545	0-2	.000	4-4	1.000	1 2 3	3.5	5	1	1	0	0	16	16.4
1/9	PACIFIC	*	34	6-18	.333	0-4	.000	2-5	.400	1 0 1	3.4	1	5	4	0	4	14	16.2
1/11	AT GONZAGA	*	31	9-14	.643	1-2	.500	1-2	.500	1 1 2	3.3	0	8	4	0	4	20	16.4
1/16	AT SAN DIEGO	*	32	9-17	.529	3-8	.375	6-7	.857	1 3 4	3.3	4	4	6	0	2	27	17.0
1/18	PORTLAND	*	33	11-19	.579	1-5	.200	0-2	.000	2 2 4	3.4	3	8	1	0	3	23	17.3
1/23	AT SANTA CLARA	*	25	1-7	.143	0-1	.000	1-2	.500	2 2 4	3.4	3	3	4	0	1	3	16.6
1/25	SAINT MARY'S	*	36	7-13	.538	0-2	.000	2-2	1.000	0 1 1	3.3	3	3	5	0	2	16	16.6
1/30	AT PACIFIC	*	27	5-7	.714	3-3	1.000	0-0	.000	0 1 1	3.2	0	2	2	0	0	13	16.4
2/1	AT SAN FRANCISCO	*	20	1-6	.167	0-4	.000	0-0	.000	0 3 3	3.2	0	2	0	0	0	2	15.8
2/6	AT OREGON STATE	*	36	11-17	.647	1-3	.333	2-4	.500	0 2 2	3.1	4	2	1	0	0	25	16.2
2/8	PEPPERDINE	*	34	8-13	.615	0-2	.000	0-0	.000	2 2 4	3.2	1	2	3	1	0	16	16.2
2/15	AT SAINT MARY'S	*	26	2-6	.333	1-1	1.000	0-0	.000	0 2 2	3.1	0	4	4	0	0	5	15.8
2/19	GONZAGA	*	29	2-13	.154	1-7	.143	0-0	.000	1 1 2	3.1	1	2	0	0	0	5	15.4
2/22	SANTA CLARA	*	30	8-15	.533	4-8	.500	0-0	.000	0 1 1	3.0	1	4	1	0	2	20	15.6
2/27	SAN DIEGO	*	23	2-5	.400	0-2	.000	0-0	.000	1 2 3	3.0	0	4	4	0	0	4	15.2
3/1	AT PEPPERDINE	*	28	5-16	.313	0-2	.000	0-0	.000	4 2 6	3.1	2	5	1	0	1	10	15.0
3/8	VS LMU	*	33	9-17	.529	3-8	.375	1-2	.500	1 1 2	3.1	2	7	1	0	2	22	15.2
TOTAL			957	201-423	.475	38-136	.279	47-69	.681	28 70 98	3.1	71	134	94	4	50	487	15.2

SUPERLATIVES

	24-25	TOTAL	LAST
10+ POINTS	25	54	VS LMU (3/8/25)
10+ REBOUNDS	-	-	
20+ POINTS	10	25	VS LMU (3/8/25)
30+ POINTS	-	2	VS HCU (2/16/23)
DOUBLE-DOUBLE	-	-	
TOP SCORER	15	15	VS LMU (3/8/25)
TOP REBOUNDER	-	-	

CAREER & SEASON HIGHS

Minutes	
Career	39 vs Western Carolina, 11/19/22
This Season	36 at Oregon State, 2/6/25
vs WCC	36 at Oregon State, 2/6/25
Points	
Career	32 vs Houston Christian, 2/16/23
This Season	27 at San Diego, 1/16/25
vs WCC	27 at San Diego, 1/16/25
Field Goals Made	
Career	12 vs Iowa, 11/15/24
This Season	12 vs Iowa, 11/15/24
vs WCC	11 at Oregon State, 2/6/25
Field Goal Attempts	
Career	26 at New Orleans, 1/5/23
This Season	22 vs Iowa, 11/15/24
vs WCC	19 vs Portland, 1/18/25
3-Pt Field Goals Made	
Career	5 at Incarnate Ward, 2/9/23
This Season	4 vs Santa Clara, 2/22/25
vs WCC	4 vs Santa Clara, 2/22/25
3-Pt Field Goal Attempts	
Career	11 vs Our Lady of the Lake, 12/5/22
This Season	9 vs SMU, 11/27/24
vs WCC	8 vs Loyola Marymount, 3/8/25
Free Throws Made	
Career	10 vs Nicholls, 1/12/23
This Season	9 vs Bradley, 11/8/24
vs WCC	6 at San Diego, 1/16/25
Free Throws Attempted	
Career	12 vs Texas A&M-Corpus Christi, 1/19/23
This Season	11 vs Bradley, 11/8/24
vs WCC	7 at San Diego, 1/16/25
Rebounds	
Career	8 at Nevada, 12/2/24
This Season	8 at Nevada, 12/2/24
vs WCC	7 at Portland, 12/28/24
Assists	
Career	8 vs Portland, 1/18/25
This Season	8 vs Portland, 1/18/25
vs WCC	8 vs Portland, 1/18/25
Blocks	
Career	1 vs Pepperdine, 2/8/25
This Season	1 vs Pepperdine, 2/8/25
vs WCC	1 vs Pepperdine, 2/8/25
Steals	
Career	5 vs Our Lady of the Lake, 12/5/22
This Season	4 at Gonzaga, 1/11/25
vs WCC	4 at Gonzaga, 1/11/25

Most Recent Occurrences Noted

CAREER STATISTICAL HISTORY

YEAR	GPGS	MIN	AVG				3-POINT			REBOUNDS																
				FG	FGA	PCT	FG	FGA	PCT	FT	FTA	PCT	OFF	DEF	TOT	AVG	PF	DQ	AST	A/G	TO	BLK	STL	PTS	AVG	
2022-23 LAWAR	31	31	975	31.5	202	421	.480	61	166	.367	80	106	.755	22	57	79	2.5	43	1	62	2.0	74	8	36	545	17.6
2023-24 WASHINGTON	16	0	175	10.9	26	63	.413	9	34	.265	5	8	.625	2	7	9	0.6	19	1	13	0.8	7	0	8	66	4.1
2024-25 WASHINGTON ST	32	32	957	29.9	201	423	.475	38	136	.279	47	69	.681	28	70	98	3.1	71	2	134	4.2	94	4	50	487	15.2
TOTAL	79	63	2111	26.7	430	908	.474	108	336	.321	132	183	.721	52	134	186	2.4	133	4	209	2.6	175	12	94	1100	13.9



10

PARKER
GERRITS

6-1 | 190

RS-FRESHMAN | GUARD

OLYMPIA, WASH.

2024-25 GAME-BY-GAME STATISTICS

DATE	OPPONENT	GS	MIN	FGM/A	PCT	3FG/A	PCT	FTM/A	PCT	OFF DEF TOT	AVG	PF	AST	T/O	BLK	STL	PTS	PPG
11/4	PORTLAND STATE	5	0-1	.000	0-1	.000	0-0	.000	0 0 0	0.0	1 1 0	0 0 0	0 0	0 0	0 0	0 0	0.0	
11/8	BRADLEY	9	0-1	.000	0-1	.000	0-0	.000	0 1 1	0.5	1 0 0	0 0 0	0 0	0 0	0 0	0 0	0.0	
11/11	IDAHO	4	0-0	.000	0-0	.000	0-0	.000	0 0 0	0.3	0 0 0	0 0 0	0 0	0 0	0 0	0 0	0.0	
11/15	VS IOWA	DNP (COACH DECISION)																
11/18	NORTHERN COLO.	5	0-0	.000	0-0	.000	0-0	.000	0 0 0	0.3	0 1 0	0 0 0	0 0	0 0	0 0	0 0	0.0	
11/21	VS EASTERN WASH.	11	0-3	.000	0-2	.000	0-0	.000	1 2 3	0.8	0 2 1	0 0 0	0 0	0 0	0 0	0 0	0.0	
11/26	VS FRESNO STATE	5	0-2	.000	0-2	.000	0-0	.000	0 2 2	1.0	1 0 0	0 0 0	0 0	0 0	0 0	0 0	0.0	
11/27	VS SMU	DNP (COACH DECISION)																
12/2	AT NEVADA	8	1-1	1.000	0-0	.000	0-0	.000	0 0 0	0.9	3 0 0	0 0 0	0 0	0 0	0 0	2 0.3		
12/7	VS BOISE STATE	4	1-1	1.000	1-1	1.000	0-0	.000	0 0 0	0.8	1 0 0	0 0 0	0 0	0 0	0 0	3 0.6		
12/14	MISSOURI STATE	8	0-0	.000	0-0	.000	0-0	.000	0 0 0	0.7	0 1 0	0 0 0	0 0	0 0	0 0	0 0.6		
12/18	AT WASHINGTON	9	0-0	.000	0-0	.000	0-0	.000	0 1 1	0.7	1 0 0	0 0 0	0 0	0 0	0 0	0 0.5		
12/21	VS UNI	13	3-4	.750	0-1	.000	0-0	.000	0 0 0	0.6	0 2 0	0 0 2	6 1.0					
12/28	AT PORTLAND	11	1-3	.333	1-2	.500	0-0	.000	2 1 3	0.8	3 0 1	0 0 3	1.2					
12/30	LMU	9	0-1	.000	0-0	.000	2-2	1.000	0 0 0	0.8	0 2 1	0 1 2	1.2					
1/4	SAN FRANCISCO	17	1-3	.333	0-1	.000	0-0	.000	0 3 3	0.9	2 1 2	0 1 2	1.3					
1/9	PACIFIC	12	2-4	.500	1-2	.500	0-0	.000	1 0 1	0.9	0 4 2	0 2 5	1.5					
1/11	AT GONZAGA	12	3-4	.750	1-2	.500	0-1	.000	0 1 1	0.9	2 0 0	0 0 2	7 1.9					
1/16	AT SAN DIEGO	11	0-0	.000	0-0	.000	0-0	.000	0 0 0	0.9	1 1 1	0 1 0	1 0 1.8					
1/18	PORTLAND	7	1-3	.333	1-3	.333	1-2	.500	0 0 0	0.8	0 1 1	0 0 4	1.9					
1/23	AT SANTA CLARA	13	1-2	.500	0-1	.000	0-0	.000	2 0 2	0.9	1 1 1	1 0 2	1.9					
1/25	SAINT MARY'S	10	0-0	.000	0-0	.000	0-0	.000	0 1 1	0.9	1 0 0	0 0 0	0 0 1.8					
1/30	AT PACIFIC	10	1-1	1.000	1-1	1.000	0-0	.000	1 1 2	1.0	0 1 0	0 0 1	3 1.9					
2/1	AT SAN FRANCISCO	17	0-2	.000	0-1	.000	0-0	.000	0 1 1	1.0	4 0 1	0 0 0	0 0 1.8					
2/6	AT OREGON STATE	7	0-0	.000	0-0	.000	0-0	.000	0 0 0	0.9	1 1 0	0 0 0	0 0 1.7					
2/8	PEPPERDINE	4	0-0	.000	0-0	.000	0-0	.000	0 0 0	0.9	1 0 0	1 0 0	0 0 1.6					
2/15	AT SAINT MARY'S	7	0-1	.000	0-0	.000	0-0	.000	1 1 2	0.9	1 0 1	0 0 0	0 0 1.6					
2/19	GONZAGA	2	0-0	.000	0-0	.000	0-0	.000	0 0 0	0.9	0 0 0	0 0 0	0 0 1.5					
2/22	SANTA CLARA	13	0-1	.000	0-1	.000	0-0	.000	0 3 3	1.0	1 2 1	0 0 0	0 0 1.4					
2/27	SAN DIEGO	17	1-2	.500	1-2	.500	0-0	.000	0 3 3	1.0	2 2 2	0 2 3	1.5					
3/1	AT PEPPERDINE	13	2-4	.500	2-2	1.000	0-0	.000	1 0 1	1.0	2 3 0	0 0 1	6 1.7					
3/8	VS LMU	9	0-1	.000	0-1	.000	0-2	.000	0 0 0	1.0	0 2 0	0 0 1	0 0 1.6					
TOTAL		282	18-45	.400	9-27	.333	3-7	.429	9 21 30	1.0	30 28 15	2 14 48	1.6					

SUPERLATIVES

	24-25	TOTAL	LAST
10+ POINTS	-	-	
10+ REBOUNDS	-	-	
20+ POINTS	-	-	
30+ POINTS	-	-	
DOUBLE-DOUBLE	-	-	
TOP SCORER	-	-	
TOP REBOUNDER	-	-	

CAREER & SEASON HIGHS

Minutes	
Career	17 vs San Diego, 2/27/25
This Season	17 vs San Diego, 2/27/25
vs WCC	17 vs San Diego, 2/27/25
Points	
Career	7 at Gonzaga, 1/11/25
This Season	7 at Gonzaga, 1/11/25
vs WCC	7 at Gonzaga, 1/11/25
Field Goals Made	
Career	3 at Gonzaga, 1/11/25
This Season	3 at Gonzaga, 1/11/25
vs WCC	3 at Gonzaga, 1/11/25
Field Goal Attempts	
Career	4 at Pepperdine, 3/1/25
This Season	4 at Pepperdine, 3/1/25
vs WCC	4 at Pepperdine, 3/1/25
3-Pt Field Goals Made	
Career	2 at Pepperdine, 3/1/25
This Season	2 at Pepperdine, 3/1/25
vs WCC	2 at Pepperdine, 3/1/25
3-Pt Field Goal Attempts	
Career	3 vs Portland, 1/18/25
This Season	3 vs Portland, 1/18/25
vs WCC	3 vs Portland, 1/18/25
Free Throws Made	
Career	2 vs LMU, 12/30/24
This Season	2 vs LMU, 12/30/24
vs WCC	2 vs LMU, 12/30/24
Free Throws Attempted	
Career	2 vs Loyola Marymount, 3/8/25
This Season	2 vs Loyola Marymount, 3/8/25
vs WCC	2 vs Loyola Marymount, 3/8/25
Rebounds	
Career	3 vs San Diego, 2/27/25
This Season	3 vs San Diego, 2/27/25
vs WCC	3 vs San Diego, 2/27/25
Assists	
Career	4 vs Pacific, 1/9/25
This Season	4 vs Pacific, 1/9/25
vs WCC	4 vs Pacific, 1/9/25
Blocks	
Career	1 vs Pepperdine, 2/8/25
This Season	1 vs Pepperdine, 2/8/25
vs WCC	1 vs Pepperdine, 2/8/25
Steals	
Career	2 vs San Diego, 2/27/25
This Season	2 vs San Diego, 2/27/25
vs WCC	2 vs San Diego, 2/27/25

Most Recent Occurrences Noted

CAREER STATISTICAL HISTORY

YEAR	GPGS	MIN	AVG	3-POINT									REBOUNDS								PF	DQ	AST	A/G	TO	BLK	STL	PTS	AVG
				FG	FGA	PCT	FG	FGA	PCT	FT	FTA	PCT	OFF	DEF	TOT	AVG													
2024-25	30	0	282	9.4	18	45	.400	9	27	.333	3	7	.429	9	21	30	1.0	30	0	28	0.9	15	2	14	48	1.6			
WASHINGTON ST TOTAL	30	0	282	9.4	18	45	.400	9	27	.333	3	7	.429	9	21	30	1.0	30	0	28	0.9	15	2	14	48	1.6			

2024-25 WASHINGTON STATE ROSTER



12 ISAIAH WATTS

6-3 | 170
SOPHOMORE | GUARD
WEST SEATTLE, WASH.

2024-25 GAME-BY-GAME STATISTICS

DATE	OPPONENT	GS	MIN	FGM/A	PCT	3FG/A	PCT	FTM/A	PCT	OFF DEF TOT	AVG	PF	AST	T/O	BLK	STL	PTS	PPG
11/4	PORTLAND STATE		28	5-8	.625	4-5	.800	6-6	1.000	1 2 3	3.0	1	0	4	0	0	20	20.0
11/8	BRADLEY		26	5-13	.385	0-4	.000	0-0	.000	2 1 3	3.0	3	0	1	2	1	10	15.0
11/11	IDAHO		21	3-8	.375	0-3	.000	3-3	1.000	2 2 4	3.3	4	1	0	0	1	9	13.0
11/15	VS IOWA		23	1-10	.100	0-6	.000	0-0	.000	2 3 5	3.8	1	2	2	0	2	2	10.3
11/18	NORTHERN COLO.		28	4-8	.500	4-6	.667	0-1	.000	1 5 6	4.2	2	1	1	0	0	12	10.6
11/21	VS EASTERN WASH.		30	6-12	.500	4-7	.571	6-8	.750	1 3 4	4.2	2	5	3	0	3	22	12.5
11/26	VS FRESNO STATE	*	32	2-11	.182	2-8	.250	2-2	1.000	1 3 4	4.1	3	3	3	0	5	8	11.9
11/27	VS SMU	*	37	3-10	.300	2-7	.286	1-3	.333	0 5 5	4.3	3	2	1	2	4	9	11.5
12/2	AT NEVADA	*	34	6-10	.600	5-8	.625	0-0	.000	2 2 4	4.2	0	1	2	0	1	17	12.1
12/7	VS BOISE STATE	*	34	5-9	.556	2-5	.400	0-1	.000	1 6 7	4.5	3	3	1	1	1	12	12.1
12/14	MISSOURI STATE	*	33	6-10	.600	4-7	.571	4-4	1.000	1 6 7	4.7	0	2	2	1	0	20	12.8
12/18	AT WASHINGTON	*	27	4-9	.444	1-5	.200	0-2	.000	0 5 5	4.8	2	1	5	2	1	9	12.5
12/21	VS UNI									DNP (HAND)								
12/28	AT PORTLAND									DNP (HAND)								
12/30	LMU									DNP (HAND)								
1/4	SAN FRANCISCO									DNP (HAND)								
1/9	PACIFIC									DNP (HAND)								
1/11	AT GONZAGA									DNP (HAND)								
1/16	AT SAN DIEGO									DNP (HAND)								
1/18	PORTLAND									DNP (HAND)								
1/23	AT SANTA CLARA									DNP (HAND)								
1/25	SAINT MARY'S									DNP (HAND)								
1/30	AT PACIFIC	*	29	3-8	.375	1-4	.250	1-3	.333	0 1 1	4.5	1	1	1	1	2	8	12.2
2/1	AT SAN FRANCISCO	*	27	3-10	.300	2-8	.250	0-0	.000	0 1 1	4.2	3	4	3	0	1	8	11.9
2/6	AT OREGON STATE	*	31	4-13	.308	3-9	.333	0-2	.000	1 2 3	4.1	2	2	1	0	2	11	11.8
2/8	PEPPERDINE	*	32	5-10	.500	4-6	.667	1-1	1.000	1 1 2	4.0	2	3	1	1	1	15	12.0
2/15	AT SAINT MARY'S	*	29	4-11	.364	2-6	.333	2-2	1.000	2 4 6	4.1	3	3	1	2	0	12	12.0
2/19	GONZAGA	*	35	5-10	.500	2-5	.400	0-0	.000	0 3 3	4.1	1	0	3	0	3	12	12.0
2/22	SANTA CLARA	*	22	3-10	.300	0-5	.000	0-1	.000	0 3 3	4.0	1	1	5	1	1	6	11.7
2/27	SAN DIEGO	*	25	4-8	.500	2-4	.500	3-5	.600	0 2 2	3.9	2	3	2	0	2	13	11.8
3/1	AT PEPPERDINE	*	23	2-7	.286	1-3	.333	2-3	.667	1 1 2	3.8	4	5	1	0	3	7	11.5
3/8	VS LMU	*	28	3-11	.273	1-8	.125	4-5	.800	1 3 4	3.8	2	4	0	0	2	11	11.5
TOTAL			634	86-216	.398	46-129	.357	35-52	.673	20 64 84	3.8	45	47	43	13	36	253	11.5

SUPERLATIVES

	24-25	TOTAL	LAST
10+ POINTS	13	16	VS LMU (3/8/25)
10+ REBOUNDS	-	-	
20+ POINTS	3	3	VS MOST (12/14/24)
30+ POINTS	-	-	
DOUBLE-DOUBLE	-	-	
TOP SCORER	2	2	VS MOST (12/14/24)
TOP REBOUNDER	3	3	AT SMC (2/15/25)

CAREER & SEASON HIGHS

Minutes	
Career	37 vs SMU, 11/27/24
This Season	37 vs SMU, 11/27/24
vs WCC	35 vs Gonzaga, 2/19/25
Points	
Career	22 vs Eastern Washington, 11/21/24
This Season	22 vs Eastern Washington, 11/21/24
vs WCC	15 vs Pepperdine, 2/8/25
Field Goals Made	
Career	6 vs Missouri State, 12/14/24
This Season	6 vs Missouri State, 12/14/24
vs WCC	5 vs Gonzaga, 2/19/25
Field Goal Attempts	
Career	13 at Oregon State, 2/6/25
This Season	13 at Oregon State, 2/6/25
vs WCC	13 at Oregon State, 2/6/25
3-Pt Field Goals Made	
Career	5 at Nevada, 12/2/24
This Season	5 at Nevada, 12/2/24
vs WCC	4 vs Pepperdine, 2/8/25
3-Pt Field Goal Attempts	
Career	9 at Oregon State, 2/6/25
This Season	9 at Oregon State, 2/6/25
vs WCC	9 at Oregon State, 2/6/25
Free Throws Made	
Career	6 vs Eastern Washington, 11/21/24
This Season	6 vs Eastern Washington, 11/21/24
vs WCC	4 vs Loyola Marymount, 3/8/25
Free Throws Attempted	
Career	8 vs Eastern Washington, 11/21/24
This Season	8 vs Eastern Washington, 11/21/24
vs WCC	5 vs Loyola Marymount, 3/8/25
Rebounds	
Career	7 vs Missouri State, 12/14/24
This Season	7 vs Missouri State, 12/14/24
vs WCC	6 at Saint Mary's, 2/15/25
Assists	
Career	5 at Pepperdine, 3/1/25
This Season	5 at Pepperdine, 3/1/25
vs WCC	5 at Pepperdine, 3/1/25
Blocks	
Career	2 at Saint Mary's, 2/15/25
This Season	2 at Saint Mary's, 2/15/25
vs WCC	2 at Saint Mary's, 2/15/25
Steals	
Career	5 vs Fresno State, 11/26/24
This Season	5 vs Fresno State, 11/26/24
vs WCC	3 at Pepperdine, 3/1/25

Most Recent Occurrences Noted

CAREER STATISTICAL HISTORY

YEAR	GP	GS	MIN	AVG	FG			3-POINT			FT			REBOUNDS				PF	DQ	AST		A/G	TO	BLK	STL	PTS		AVG
					PCT	FGA	PCT	PCT	FTA	PCT	OFF	DEF	TOT	AVG	AST	TO	PTS			AVG								
2023-24	31	0	316	10.2	40	92	.435	26	69	.377	8	13	.615	1	28	29	0.9	45	1	15	0.5	10	5	15	114	3.7		
WASHINGTON ST																												
2024-25	22	16	634	28.8	86	216	.398	46	129	.357	35	52	.673	20	64	84	3.8	45	0	47	2.1	43	13	36	253	11.5		
WASHINGTON ST																												
TOTAL	53	16	950	17.9	126	308	.409	72	198	.364	43	65	.662	21	92	113	2.1	90	1	62	1.2	53	18	51	367	6.9		

2024-25 WASHINGTON STATE ROSTER



15 RIHARDS
VAVERS

6-7 | 205
SOPHOMORE | GUARD
ADAŽI, LATVIA

SUPERLATIVES

	24-25	TOTAL	LAST
10+ POINTS	3	11	VS LMU (3/8/25)
10+ REBOUNDS	-	-	
20+ POINTS	-	-	
30+ POINTS	-	-	
DOUBLE-DOUBLE	-	-	
TOP SCORER	-	-	
TOP REBOUNDER	-	-	

CAREER & SEASON HIGHS

Minutes	
Career	30 vs Stonehill, 11/26/23
This Season	20 at Santa Clara, 1/23/25
vs WCC	20 at Santa Clara, 1/23/25
Points	
Career	18 vs Saint Peter's, 2/8/24
This Season	16 vs Loyola Marymount, 3/8/25
vs WCC	16 vs Loyola Marymount, 3/8/25
Field Goals Made	
Career	7 vs Central Connecticut State, 11/10/23
This Season	4 vs Loyola Marymount, 3/8/25
vs WCC	4 vs Loyola Marymount, 3/8/25
Field Goal Attempts	
Career	12 vs Fairfield, 2/23/24
This Season	8 at Santa Clara, 1/23/25
vs WCC	8 at Santa Clara, 1/23/25
3-Pt Field Goals Made	
Career	4 vs Loyola Marymount, 3/8/25
This Season	4 vs Loyola Marymount, 3/8/25
vs WCC	4 vs Loyola Marymount, 3/8/25
3-Pt Field Goal Attempts	
Career	8 vs Fairfield, 2/23/24
This Season	7 at Santa Clara, 1/23/25
vs WCC	7 at Santa Clara, 1/23/25
Free Throws Made	
Career	7 vs Saint Peter's, 2/8/24
This Season	4 vs Loyola Marymount, 3/8/25
vs WCC	4 vs Loyola Marymount, 3/8/25
Free Throws Attempted	
Career	7 vs Saint Peter's, 2/8/24
This Season	4 vs Loyola Marymount, 3/8/25
vs WCC	4 vs Loyola Marymount, 3/8/25
Rebounds	
Career	7 vs Central Connecticut State, 11/10/23
This Season	5 vs Loyola Marymount, 3/8/25
vs WCC	5 vs Loyola Marymount, 3/8/25
Assists	
Career	3 vs Saint Peter's, 2/8/24
This Season	1 vs Loyola Marymount, 3/8/25
vs WCC	1 vs Loyola Marymount, 3/8/25
Blocks	
Career	3 vs Coast Guard, 11/6/23
This Season	1 at Pepperdine, 3/1/25
vs WCC	1 at Pepperdine, 3/1/25
Steals	
Career	1 vs San Diego, 2/27/25
This Season	1 vs San Diego, 2/27/25
vs WCC	1 vs San Diego, 2/27/25

Most Recent Occurrences Noted

2024-25 GAME-BY-GAME STATISTICS

DATE	OPPONENT	GS	MIN	FGM/A	PCT	3FG/A	PCT	FTM/A	PCT	OFF DEF TOT	AVG	PF	AST	T/O	BLK	STL	PTS	PPG
11/4	PORTLAND STATE	16		0-3	.000	0-3	.000	1-3	.333	0 3 3	3.0	4	1	0	0	0	1	1.0
11/8	BRADLEY									DNP (HAND)								
11/11	IDAHO									DNP (HAND)								
11/15	VS IOWA									DNP (HAND)								
11/18	NORTHERN COLO.									DNP (HAND)								
11/21	VS EASTERN WASH.									DNP (HAND)								
11/26	VS FRESNO STATE									DNP (HAND)								
11/27	VS SMU									DNP (HAND)								
12/2	AT NEVADA	5		2-3	.667	2-3	.667	2-2	1.000	1 1 2	2.5	0	0	0	0	0	8	4.5
12/7	VS BOISE STATE									DNP (HAND)								
12/14	MISSOURI STATE									DNP (HAND)								
12/18	AT WASHINGTON									DNP (HAND)								
12/21	VS NORTHERN IOWA									DNP (HAND)								
12/28	AT PORTLAND									DNP (HAND)								
12/30	LMU									DNP (HAND)								
1/4	SAN FRANCISCO									DNP (HAND)								
1/9	PACIFIC									DNP (HAND)								
1/11	AT GONZAGA									DNP (HAND)								
1/16	AT SAN DIEGO									DNP (HAND)								
1/18	PORTLAND									DNP (HAND)								
1/23	AT SANTA CLARA	20		3-8	.375	3-7	.429	2-2	1.000	0 0 0	1.7	0	0	0	0	0	11	6.7
1/25	SAINT MARY'S	13		1-1	1.000	1-1	1.000	0-0	.000	1 0 1	1.5	1	0	0	0	0	3	5.8
1/30	AT PACIFIC	12		1-3	.333	1-3	.333	0-0	.000	0 2 2	1.6	0	0	1	0	0	3	5.2
2/1	AT SAN FRANCISCO	15		0-2	.000	0-1	.000	1-2	.500	0 2 2	1.7	2	1	1	0	0	1	4.5
2/6	AT OREGON STATE	12		0-3	.000	0-3	.000	0-0	.000	0 0 0	1.4	0	0	0	0	0	0	3.9
2/8	PEPPERDINE	8		2-4	.500	1-3	.333	0-0	.000	0 0 0	1.3	0	0	0	0	0	5	4.0
2/15	AT SAINT MARY'S	10		0-0	.000	0-0	.000	2-3	.667	0 2 2	1.3	1	1	0	0	0	2	3.8
2/19	GONZAGA	1		0-0	.000	0-0	.000	0-0	.000	0 0 0	1.2	0	0	0	0	0	0	3.4
2/22	SANTA CLARA	19		3-5	.600	2-3	.667	0-0	.000	0 2 2	1.3	1	0	1	1	0	8	3.8
2/27	SAN DIEGO	13		3-4	.750	2-3	.667	0-0	.000	0 0 0	1.2	0	1	0	0	1	8	4.2
3/1	AT PEPPERDINE	11		4-5	.800	4-4	1.000	0-0	.000	0 1 1	1.2	1	0	1	1	0	12	4.8
3/8	VS LMU	17		4-5	.800	4-5	.800	4-4	1.000	3 2 5	1.4	1	1	2	0	0	16	5.6
TOTAL		172		23-46	.500	20-39	.513	12-16	.750	5 15 20	1.4	11	5	6	2	1	78	5.6

CAREER STATISTICAL HISTORY

YEAR	GP	GS	MIN	AVG	FG			3-POINT			REBOUNDS				PF	DQ	AST	A/G	TO	BLK	STL	PTS	AVG
					FGA	PCT	PCT	FGA	PCT	PCT	FT	FTA	PCT	OFF DEF TOT									
2023-24	24	6	422	17.6	59	150	.393	36	97	.371	36	42	.857	11 55 66	24	0	16	0.7	15	10	4	190	7.9
2024-25	14	0	172	12.3	23	46	.500	20	39	.513	12	16	.750	5 15 20	11	0	5	0.4	6	2	1	78	5.6
TOTAL	38	6	594	15.6	82	196	.418	56	136	.412	48	58	.828	16 70 86	35	0	21	0.7	21	12	5	268	7.1

2024-25 WASHINGTON STATE ROSTER



22ND OKAFOR

6-9 | 245
RS-SOPHOMORE | FORWARD
DUNDALK, IRELAND

2024-25 GAME-BY-GAME STATISTICS

DATE	OPPONENT	GS	MIN	FGM/A	PCT	3FG/A	PCT	FTM/A	PCT	OFF DEF TOT	AVG	PF	AST	T/O	BLK	STL	PTS	PPG	
11/4	PORTLAND STATE									DNP (CONCUSSION)									
11/8	BRADLEY									DNP (CONCUSSION)									
11/11	IDAHO	18	6-10	.600	0-0	.000	0-3	.000	4	2	6	6.0	3	0	0	1	1	12	12.0
11/15	VS IOWA	18	0-1	.000	0-0	.000	4-6	.667	2	3	5	5.5	3	0	0	2	0	4	8.0
11/18	NORTHERN COLO.	10	1-2	.500	0-0	.000	2-2	1.000	0	1	1	4.0	0	0	0	1	0	4	6.7
11/21	VS EASTERN WASH.	17	1-1	1.000	0-0	.000	1-2	.500	1	2	3	3.8	4	1	4	1	1	3	5.8
11/26	VS FRESNO STATE	18	3-4	.750	0-0	.000	3-6	.500	0	2	2	3.4	1	1	0	3	0	9	6.4
11/27	VS SMU	13	1-5	.200	0-0	.000	1-2	.500	2	1	3	3.3	0	0	2	1	0	3	5.8
12/2	AT NEVADA	14	1-3	.333	0-0	.000	1-2	.500	0	0	0	2.9	4	0	1	2	0	3	5.4
12/7	VS BOISE STATE	13	3-3	1.000	0-0	.000	0-0	.000	0	1	1	2.6	2	0	1	3	0	6	5.5
12/14	MISSOURI STATE	17	3-4	.750	0-0	.000	2-2	1.000	0	2	2	2.6	3	0	0	2	0	8	5.8
12/18	AT WASHINGTON	13	0-1	.000	0-0	.000	0-1	.000	1	1	2	2.5	2	1	1	2	0	0	5.2
12/21	VS UNI	13	2-3	.667	0-0	.000	2-2	1.000	1	2	3	2.5	3	2	1	1	0	6	5.3
12/28	AT PORTLAND	18	5-7	.714	0-0	.000	2-3	.667	1	3	4	2.7	5	2	3	2	0	12	5.8
12/30	LMU	15	2-3	.667	0-0	.000	0-0	.000	2	0	2	2.6	0	0	1	0	0	4	5.7
1/4	SAN FRANCISCO	10	0-0	.000	0-0	.000	1-2	.500	0	1	1	2.5	1	0	2	1	0	1	5.4
1/9	PACIFIC	12	3-4	.750	0-0	.000	0-0	.000	2	0	2	2.5	0	0	1	1	0	6	5.4
1/11	AT GONZAGA	16	3-3	1.000	0-0	.000	1-3	.333	2	2	4	2.6	3	1	0	2	0	7	5.5
1/16	AT SAN DIEGO	11	2-2	1.000	0-0	.000	2-2	1.000	0	0	0	2.4	1	0	1	1	0	6	5.5
1/18	PORTLAND	19	5-6	.833	0-0	.000	2-2	1.000	5	1	6	2.6	4	0	2	0	0	12	5.9
1/23	AT SANTA CLARA	10	2-7	.286	0-0	.000	0-0	.000	3	0	3	2.6	2	0	0	2	0	4	5.8
1/25	SAINT MARY'S	8	1-2	.500	0-0	.000	0-0	.000	1	1	2	2.6	1	0	2	0	0	2	5.6
1/30	AT PACIFIC	13	3-4	.750	0-0	.000	0-0	.000	0	1	1	2.5	4	0	1	0	0	6	5.6
2/1	AT SAN FRANCISCO	13	3-3	1.000	0-0	.000	1-2	.500	0	1	1	2.5	0	0	0	0	0	7	5.7
2/6	AT OREGON STATE	17	2-3	.667	0-0	.000	1-2	.500	1	1	2	2.4	4	0	1	0	0	5	5.7
2/8	PEPPERDINE	10	2-4	.500	0-0	.000	0-0	.000	1	3	4	2.5	4	0	0	1	0	4	5.6
2/15	AT SAINT MARY'S	11	1-3	.333	0-0	.000	1-2	.500	1	2	3	2.5	1	0	0	1	1	3	5.5
2/19	GONZAGA	12	1-2	.500	0-0	.000	0-0	.000	1	1	2	2.5	1	0	1	0	0	2	5.3
2/22	SANTA CLARA	14	1-1	1.000	0-0	.000	0-0	.000	1	1	2	2.5	3	0	2	3	0	2	5.2
2/27	SAN DIEGO	13	2-2	1.000	0-0	.000	1-2	.500	0	6	6	2.6	4	0	2	1	0	5	5.2
3/1	AT PEPPERDINE	12	5-6	.833	0-0	.000	3-3	1.000	1	0	1	2.6	2	0	0	2	0	13	5.5
3/8	VS LMU	13	2-4	.500	0-0	.000	0-0	.000	0	2	2	2.5	4	0	1	2	0	4	5.4
TOTAL		411	66-103	.641	0-0	.000	31-51	.608	33	43	76	2.5	69	8	30	38	3	163	5.4

SUPERLATIVES

	24-25	TOTAL	LAST
10+ POINTS	4	6	AT PEPP (3/1/25)
10+ REBOUNDS	-	-	
20+ POINTS	-	-	
30+ POINTS	-	-	
DOUBLE-DOUBLE	-	-	
TOP SCORER	-	-	
TOP REBOUNDER	-	-	

CAREER & SEASON HIGHS

Minutes		
Career		20 at Oregon, 3/2/23
This Season vs WCC		19 vs Portland, 1/18/25 19 vs Portland, 1/18/25
Points		
Career		13 at Pepperdine, 3/1/25
This Season vs WCC		13 at Pepperdine, 3/1/25 13 at Pepperdine, 3/1/25
Field Goals Made		
Career		6 vs Idaho, 11/11/24
This Season vs WCC		6 vs Idaho, 11/11/24 5 at Pepperdine, 3/1/25
Field Goal Attempts		
Career		10 vs Idaho, 11/11/24
This Season vs WCC		10 vs Idaho, 11/11/24 7 at Santa Clara, 1/23/25
3-Pt Field Goals Made		
Career		
This Season vs WCC		
3-Pt Field Goal Attempts		
Career		
This Season vs WCC		
Free Throws Made		
Career		4 vs Iowa, 11/15/24
This Season vs WCC		4 vs Iowa, 11/15/24 3 at Pepperdine, 3/1/25
Free Throws Attempted		
Career		6 vs Fresno State, 11/26/24
This Season vs WCC		6 vs Fresno State, 11/26/24 3 at Pepperdine, 3/1/25
Rebounds		
Career		7 vs CSU Bakersfield, 11/13/23
This Season vs WCC		6 vs San Diego, 2/27/25 6 vs San Diego, 2/27/25
Assists		
Career		3 vs Colorado, 12/31/22
This Season vs WCC		2 at Portland, 12/28/24 2 at Portland, 12/28/24
Blocks		
Career		3 vs Santa Clara, 2/22/25
This Season vs WCC		3 vs Santa Clara, 2/22/25 3 vs Santa Clara, 2/22/25
Steals		
Career		2 vs St. Thomas (Minn.), 11/6/23
This Season vs WCC		1 at Saint Mary's, 2/15/25 1 at Saint Mary's, 2/15/25
Most Recent Occurrences Noted		

CAREER STATISTICAL HISTORY

YEAR	GP	GS	MIN		AVG	3-POINT			REBOUNDS				PF		DQ	AST		A/G	TO	BLK		STL	PTS		AVG	
						FG	FGA	PCT	OFF	DEF	TOT	AVG														
2022-23 CALIFORNIA	30	2	396	13.2	46	106	.434	0	0	.000	19	32	.594	25	50	75	2.5	57	1	10	0.3	24	21	4	111	3.7
2023-24 CALIFORNIA	9	0	71	7.9	7	18	.389	0	0	.000	3	3	1.000	6	9	15	1.7	17	1	5	0.6	2	4	2	17	1.9
2024-25 WASHINGTON ST	30	0	411	13.7	66	103	.641	0	0	.000	31	51	.608	33	43	76	2.5	69	1	8	0.3	30	38	3	163	5.4
TOTAL	69	2	877	12.7	119	227	.524	0	0	.000	53	86	.616	64	102	166	2.4	143	3	23	0.4	56	63	9	291	4.2



32

DANE
ERIKSTRUP

6-11 | 235

SENIOR | FORWARD

BEAVERTON, ORE.

2024-25 GAME-BY-GAME STATISTICS

DATE	OPPONENT	GS	MIN	FGM/A	PCT	3FG/A	PCT	FTM/A	PCT	OFF DEF TOT	AVG	PF	AST	T/O	BLK	STL	PTS	PPG
11/4	PORTLAND STATE	*	23	4-9	.444	2-7	.286	2-2	1.000	3 1 4	4.0	5	1	3	1	0	12	12.0
11/8	BRADLEY	*	31	4-13	.308	3-8	.375	5-7	.714	3 4 7	5.5	4	1	1	0	0	16	14.0
11/11	IDAHO	*	25	5-11	.455	3-8	.375	1-2	.500	0 2 2	4.3	2	1	3	2	0	14	14.0
11/15	VS IOWA	*	17	1-5	.200	1-4	.250	0-0	.000	1 0 1	3.5	5	0	1	1	1	3	11.3
11/18	NORTHERN COLO.	*	29	6-10	.600	1-4	.250	1-2	.500	0 4 4	3.6	4	2	1	5	1	14	11.8
11/21	VS EASTERN WASH.	*	27	8-14	.571	6-8	.750	2-2	1.000	5 3 8	4.3	4	1	1	1	1	24	13.8
11/26	VS FRESNO STATE	*	32	6-9	.667	1-3	.333	0-2	.000	0 6 6	4.6	4	2	3	0	4	13	13.7
11/27	VS SMU	*	24	2-5	.400	1-4	.250	0-0	.000	1 0 1	4.1	4	2	1	2	0	5	12.6
12/2	AT NEVADA	*	16	1-6	.167	0-4	.000	0-0	.000	1 1 2	3.9	5	0	3	1	1	2	11.4
12/7	VS BOISE STATE	*	33	6-10	.600	2-5	.400	0-3	.000	0 2 2	3.7	5	0	0	2	1	14	11.7
12/14	MISSOURI STATE	*	28	6-7	.857	2-3	.667	6-8	.750	0 2 2	3.5	5	4	2	2	1	20	12.5
12/18	AT WASHINGTON	*	19	3-7	.429	1-3	.333	0-0	.000	0 2 2	3.4	5	0	2	1	0	7	12.0
12/21	VS UNI	*	28	6-7	.857	3-4	.750	0-0	.000	0 3 3	3.4	4	4	2	1	2	15	12.2
12/28	AT PORTLAND	*	29	4-9	.444	3-7	.429	0-0	.000	1 3 4	3.4	4	2	1	0	0	11	12.1
12/30	LMU	*	33	4-10	.400	3-7	.429	3-4	.750	1 4 5	3.5	3	2	1	0	2	14	12.3
1/4	SAN FRANCISCO	*	34	5-13	.385	5-11	.455	3-4	.750	2 7 9	3.9	3	3	1	0	2	18	12.6
1/9	PACIFIC	*	39	3-9	.333	2-7	.286	4-5	.800	1 7 8	4.1	4	2	3	1	0	12	12.6
1/11	AT GONZAGA	*	31	5-13	.385	1-5	.200	0-0	.000	4 3 7	4.3	2	1	4	0	2	11	12.5
1/16	AT SAN DIEGO	*	34	3-8	.375	3-7	.429	3-5	.600	3 7 10	4.6	2	0	4	0	0	12	12.5
1/18	PORTLAND	*	28	6-10	.600	4-7	.571	1-1	1.000	2 3 5	4.6	3	2	2	0	2	17	12.7
1/23	AT SANTA CLARA	*	18	2-4	.500	1-3	.333	0-0	.000	0 3 3	4.5	5	3	1	0	0	5	12.3
1/25	SAINT MARY'S	*	32	6-9	.667	1-3	.333	3-3	1.000	0 3 3	4.5	4	2	1	1	1	16	12.5
1/30	AT PACIFIC	*	27	5-8	.625	2-5	.400	5-6	.833	0 1 1	4.3	1	4	2	0	4	17	12.7
2/1	AT SAN FRANCISCO	*	24	6-7	.857	0-1	.000	0-2	.000	1 3 4	4.3	5	0	3	0	1	12	12.7
2/6	AT OREGON STATE	*	12	2-5	.400	0-2	.000	4-4	1.000	2 1 3	4.2	5	1	0	0	1	8	12.5
2/8	PEPPERDINE	*	29	6-14	.429	3-9	.333	0-0	.000	0 8 8	4.4	4	1	1	0	5	15	12.6
2/15	AT SAINT MARY'S	*	29	3-7	.429	0-2	.000	0-0	.000	1 2 3	4.3	3	2	2	1	1	6	12.3
2/19	GONZAGA	*	26	3-11	.273	0-3	.000	2-2	1.000	1 1 2	4.3	4	2	1	3	0	8	12.2
2/22	SANTA CLARA	*	26	5-8	.625	1-3	.333	4-4	1.000	1 3 4	4.2	1	2	1	0	1	15	12.3
2/27	SAN DIEGO	*	19	8-10	.800	4-4	1.000	3-4	.750	1 2 3	4.2	5	1	2	1	0	23	12.6
3/1	AT PEPPERDINE	*	29	5-12	.417	1-6	.167	4-4	1.000	3 9 12	4.5	4	2	0	1	0	15	12.7
3/8	VS LMU	*	18	2-6	.333	0-3	.000	0-0	.000	1 2 3	4.4	5	1	3	1	0	4	12.4
TOTAL			849	141-286	.493	60-160	.375	56-76	.737	39 102 141	4.4	120	51	56	28	34	398	12.4

SUPERLATIVES

	24-25	TOTAL	LAST
10+ POINTS	23	45	AT PEPP (3/1/25)
10+ REBOUNDS	2	4	AT PEPP (3/1/25)
20+ POINTS	3	8	VS USD (2/27/25)
30+ POINTS	-	1	AT SDAK (1/3/24)
DOUBLE-DOUBLE	2	4	AT PEPP (3/1/25)
TOP SCORER	6	6	AT PEPP (3/1/25)
TOP REBOUNDER	5	5	AT PEPP (3/1/25)

CAREER & SEASON HIGHS

Minutes	
Career	39 vs Pacific, 1/9/25
This Season	39 vs Pacific, 1/9/25
vs WCC	39 vs Pacific, 1/9/25
Points	
Career	32 at South Dakota, 1/3/24
This Season	24 vs Eastern Washington, 11/21/24
vs WCC	23 vs San Diego, 2/27/25
Field Goals Made	
Career	11 at South Dakota, 1/3/24
This Season	8 vs San Diego, 2/27/25
vs WCC	8 vs San Diego, 2/27/25
Field Goal Attempts	
Career	19 at South Dakota, 1/3/24
This Season	14 vs Pepperdine, 2/8/25
vs WCC	14 vs Pepperdine, 2/8/25
3-Pt Field Goals Made	
Career	7 at South Dakota, 1/3/24
This Season	6 vs Eastern Washington, 11/21/24
vs WCC	5 vs San Francisco, 1/4/25
3-Pt Field Goal Attempts	
Career	12 at South Dakota, 1/3/24
This Season	11 vs San Francisco, 1/4/25
vs WCC	11 vs San Francisco, 1/4/25
Free Throws Made	
Career	9 at Montana, 12/29/22
This Season	6 vs Missouri State, 12/14/24
vs WCC	5 vs Pacific, 1/30/25
Free Throws Attempted	
Career	10 at Montana, 12/29/22
This Season	8 vs Missouri State, 12/14/24
vs WCC	6 vs Pacific, 1/30/25
Rebounds	
Career	12 at Pepperdine, 3/1/25
This Season	12 at Pepperdine, 3/1/25
vs WCC	12 at Pepperdine, 3/1/25
Assists	
Career	5 at Sacramento State, 3/4/24
This Season	4 vs Pacific, 1/30/25
vs WCC	4 vs Pacific, 1/30/25
Blocks	
Career	5 vs Northern Colorado, 11/18/24
This Season	5 vs Northern Colorado, 11/18/24
vs WCC	3 vs Gonzaga, 2/19/25
Steals	
Career	5 vs Pepperdine, 2/8/25
This Season	5 vs Pepperdine, 2/8/25
vs WCC	5 vs Pepperdine, 2/8/25

Most Recent Occurrences Noted

CAREER STATISTICAL HISTORY

YEAR	GP	GS	MIN	AVG	3-POINT			REBOUNDS								OTHER STATS										
					FG	FGA	PCT	FG	FGA	PCT	FT	FTA	PCT	OFF	DEF	TOT	AVG	PF	DQ	AST	A/G	TO	BLK	STL	PTS	AVG
2021-22 CP POMONA (D-III)	19	18	407	21.4	78	165	.473	26	64	.406	39	49	.796	41	57	98	5.2	60	5	17	0.9	20	12	13	221	11.6
2022-23 EASTERN WASH.	34	0	478	14.1	77	172	.448	21	60	.350	47	62	.758	43	60	103	3.0	77	1	21	0.6	33	8	13	222	6.5
2023-24 EASTERN WASH.	32	2	604	18.9	111	257	.432	39	114	.342	85	97	.876	35	71	106	3.3	98	3	50	1.6	45	17	24	346	10.8
2024-25 WASHINGTON ST	32	32	849	26.5	141	286	.493	60	160	.375	56	76	.737	39	102	141	4.4	120	10	51	1.6	56	28	34	398	12.4
DIV-I	98	34	1913	19.5	329	715	.460	120	334	.359	188	235	.800	117	233	350	3.6	295	14	122	1.2	137	53	71	966	9.9
TOTAL	117	52	2343	20.0	407	880	.463	146	398	.367	227	284	.799	158	290	448	3.8	355	19	139	1.2	154	65	84	1187	10.1

2024-25 WASHINGTON STATE ROSTER



51 KASE WYNOTT

6-6 | 210
FRESHMAN | GUARD
WINCHESTER, IDAHO

2024-25 GAME-BY-GAME STATISTICS

DATE	OPPONENT	GS	MIN	FGM/A	PCT	3FG/A	PCT	FTM/A	PCT	OFF DEF TOT	AVG	PF	AST	T/O	BLK	STL	PTS	PPG
11/4	PORTLAND STATE																	
11/8	BRADLEY																	
11/11	IDAHO																	
11/15	VS IOWA	7	1-2	.500	0-1	.000	0-0	.000	0	0	0	0.0	2	0	0	0	2	2.0
11/18	NORTHERN COLO.	9	0-0	.000	0-0	.000	0-0	.000	0	2	2	1.0	1	0	0	1	0	1.0
11/21	VS EASTERN WASH.	7	0-1	.000	0-1	.000	0-0	.000	0	0	0	0.7	0	0	1	0	0	0.7
11/26	VS FRESNO STATE	15	0-1	.000	0-0	.000	0-0	.000	2	2	4	1.5	1	2	1	0	0	0.5
11/27	VS SMU	22	1-3	.333	1-3	.333	0-0	.000	0	2	2	1.6	0	0	0	0	3	1.0
12/2	AT NEVADA																	
12/7	VS BOISE STATE																	
12/14	MISSOURI STATE	4	0-0	.000	0-0	.000	0-4	.000	2	1	3	1.8	0	1	0	0	0	0.8
12/18	AT WASHINGTON	16	1-1	1.000	1-1	1.000	0-0	.000	2	1	3	2.0	1	0	2	0	3	1.1
12/21	VS NORTHERN IOWA	24	1-4	.250	1-3	.333	0-0	.000	1	1	2	2.0	3	2	0	0	1	1.4
12/28	AT PORTLAND	21	1-3	.333	1-2	.500	0-0	.000	0	1	1	1.9	0	2	2	0	3	1.6
12/30	LMU	15	0-2	.000	0-1	.000	0-0	.000	0	2	2	1.9	1	1	0	0	1	1.4
1/4	SAN FRANCISCO	15	0-1	.000	0-0	.000	0-0	.000	0	0	0	1.7	2	1	0	0	0	1.3
1/9	PACIFIC	25	1-2	.500	0-1	.000	0-0	.000	0	2	2	1.8	3	1	0	0	1	1.3
1/11	AT GONZAGA	21	2-3	.667	1-2	.500	0-0	.000	0	0	0	1.6	2	1	0	0	5	1.6
1/16	AT SAN DIEGO	20	0-2	.000	0-2	.000	0-0	.000	0	1	1	1.6	2	0	1	0	0	1.5
1/18	PORTLAND	18	1-3	.333	0-2	.000	0-1	.000	3	1	4	1.7	2	0	0	0	2	1.5
1/23	AT SANTA CLARA	12	0-0	.000	0-0	.000	0-0	.000	0	0	0	1.6	1	0	0	0	0	1.4
1/25	SAINT MARY'S	8	0-1	.000	0-1	.000	0-0	.000	0	0	0	1.5	0	1	0	0	0	1.4
1/30	AT PACIFIC																	
2/1	AT SAN FRANCISCO	13	0-2	.000	0-1	.000	0-1	.000	1	2	3	1.6	1	0	0	0	0	1.3
2/6	AT OREGON STATE	13	1-1	1.000	1-1	1.000	0-0	.000	0	1	1	1.6	2	1	0	0	3	1.4
2/8	PEPPERDINE																	
2/15	AT SAINT MARY'S																	
2/19	GONZAGA	10	1-1	1.000	1-1	1.000	0-0	.000	3	0	3	1.7	2	0	2	1	0	1.5
2/22	SANTA CLARA																	
2/27	SAN DIEGO	7	0-2	.000	0-2	.000	0-0	.000	0	0	0	1.6	1	0	1	0	0	1.4
3/1	AT PEPPERDINE																	
3/8	VS LMU	1	0-0	.000	0-0	.000	0-0	.000	0	0	0	1.5	0	0	0	0	0	1.3
TOTAL		303	11-35	.314	7-25	.280	0-6	.000	14	19	33	1.5	27	13	10	1	4	1.3

SUPERLATIVES

	24-25	TOTAL	LAST
10+ POINTS	-	-	
10+ REBOUNDS	-	-	
20+ POINTS	-	-	
30+ POINTS	-	-	
DOUBLE-DOUBLE	-	-	
TOP SCORER	-	-	
TOP REBOUNDER	-	-	

CAREER & SEASON HIGHS

Minutes	
Career	25 vs Pacific, 1/9/25
This Season	25 vs Pacific, 1/9/25
vs WCC	25 vs Pacific, 1/9/25
Points	
Career	5 at Gonzaga, 1/11/25
This Season	5 at Gonzaga, 1/11/25
vs WCC	5 at Gonzaga, 1/11/25
Field Goals Made	
Career	2 at Gonzaga, 1/11/25
This Season	2 at Gonzaga, 1/11/25
vs WCC	2 at Gonzaga, 1/11/25
Field Goal Attempts	
Career	4 vs Northern Iowa, 12/21/24
This Season	4 vs Northern Iowa, 12/21/24
vs WCC	3 vs Portland, 1/18/25
3-Pt Field Goals Made	
Career	1 vs Gonzaga, 2/19/25
This Season	1 vs Gonzaga, 2/19/25
vs WCC	1 vs Gonzaga, 2/19/25
3-Pt Field Goal Attempts	
Career	3 vs Northern Iowa, 12/21/24
This Season	3 vs Northern Iowa, 12/21/24
vs WCC	2 vs San Diego, 2/27/25
Free Throws Made	
Career	
This Season	
vs WCC	
Free Throws Attempted	
Career	4 vs Missouri State, 12/14/24
This Season	4 vs Missouri State, 12/14/24
vs WCC	1 at San Francisco, 2/1/25
Rebounds	
Career	4 vs Portland, 1/18/25
This Season	4 vs Portland, 1/18/25
vs WCC	4 vs Portland, 1/18/25
Assists	
Career	2 at Portland, 12/28/24
This Season	2 at Portland, 12/28/24
vs WCC	2 at Portland, 12/28/24
Blocks	
Career	1 vs Gonzaga, 2/19/25
This Season	1 vs Gonzaga, 2/19/25
vs WCC	1 vs Gonzaga, 2/19/25
Steals	
Career	1 vs Pacific, 1/9/25
This Season	1 vs Pacific, 1/9/25
vs WCC	1 vs Pacific, 1/9/25

Most Recent Occurrences Noted

CAREER STATISTICAL HISTORY

YEAR	GP	GS	MIN	AVG	3-POINT			REBOUNDS			ASSISTS				DEFENSE				OTHER							
					FG	FGA	PCT	FT	FTA	PCT	OFF	DEF	TOT	AVG	PF	DQ	AST	A/G	TO	BLK	STL	PTS	AVG			
2024-25	22	0	303	13.8	11	35	.314	7	25	.280	0	6	.000	14	19	33	1.5	27	0	13	0.6	10	1	4	29	1.3
WASHINGTON ST TOTAL	22	0	303	13.8	11	35	.314	7	25	.280	0	6	.000	14	19	33	1.5	27	0	13	0.6	10	1	4	29	1.3

GAME-BY-GAME HIGHLIGHTS

OPPONENT	RESULT	NOTES
PORTLAND STATE (Nov. 4)	W, 100-92	Coward led with a game-high 23 points and 12 rebounds, Isaiah Watts put in a career-high 20 points, as six Cougs scored in double figures after clawing out of 17-point first-half deficit
BRADLEY (Nov. 8)	W, 91-74	Coward and Calmese led with 18 points as the Cougs scored 32 in the paint and made 27 free throws, most since Nov. 2021, while LeJuan Watts added his first Coug double-double with 12 pts and 11 rbd
IDAHO (Nov. 11)	W, 90-67	LeJuan added his second-straight double-double, ND Okafor made his WSU debut with a career-high 12 points and six rebounds, one of four double-figure Coug scorers in the 279th Battle of the Palouse
vs IOWA (Nov. 15)	L, 66-76	The Cougars held a halftime lead at a neutral-site with Iowa and led with three minutes to play, but went cold to finish the game despite 27 points from Nate Calmese; Kase Wynott made his college debut
NORTHERN COLO. (Nov. 18)	W, 83-69	Cedric Coward led with a D-I career-high 30 points on 12-of-18 shooting with no turnovers, while LeJuan added a third-straight double-double and the Cougs shot 56% from the floor
EASTERN WASH. (Nov. 21)	W, 96-81	Dane Erikstrup put up a season-high 24 points to lead three 20-point Coug scorers alongside Isaiah Watts with career-high 22 and Cedric matching for 22 as WSU made 16 three-points with 24 assists
vs FRESNO STATE (Nov. 26)	W, 84-73	Nate Calmese led the Cougs with 22 points and Isaiah Watts made his first career start as the Cougs controlled the paint with 50 key points, seven blocks, and a +9 rebound margin, while shooting 53%
vs SMU (Nov. 27)	L, 60-77	The Cougs played without Coward for the second-straight game, giving up a season low eight turnovers, but also had season lows 25 rebounds, 36.8% shooting, and 60 points, while giving up 51 rebounds to SMU
at NEVADA (Dec. 2)	W, 68-57	Shorthanded without Coward, Wilson, or Wynott, the Cougars delivered 19 assists on 25 field goals and held their opponent to a season-low 57 points; Isaiah led in scoring for the first time in his career
vs BOISE STATE (Dec. 7)	W, 74-69	Washington State jumped out to a 20-point first half lead as all eight active players scored behind 20-point double-double from LeJuan and a career-high seven rebounds for Isaiah in a second-consecutive Q1 win
MISSOURI STATE (Dec. 14)	W, 91-78	WSU dominated the second half, shooting 76% from the floor to beat the Bears in the final nonconference home game - Dane and Isaiah each went for 20 as all 10 starters scored in double figures
at WASHINGTON (Dec. 18)	L, 73-89	The short-handed Cougs gave up a season-high 22 turnovers and committed a season-high 26 fouls despite outrebounding UW by 19; Calmese went for 21 points, Price added 16 and LeJuan 15
vs NORTHERN IOWA (Dec. 21)	W, 76-68	The Cougs took a 23-point halftime lead as Nate, LeJuan, and Dane scored in double figures; LeJuan recorded his fifth double-double with 12 rebounds; WSU was without Isaiah Watts (hand)
at PORTLAND (Dec. 28)	W, 89-73	WSU won its inaugural WCC game with five Cougars in double figures as Wazzu shot a season-high 56% from 3-point range, matched a season-high with 24 assists, and held their largest lead of the season
LMU (Dec. 30)	W, 73-59	Wazzu won its inaugural WCC home game at Spokane Arena behind 20 points from Calmese, a career-high 17 points from Thrastarson and LeJuan flirted with a triple-double of 8 pts, 11 rbd, 8 ast
SAN FRANCISCO (Jan. 4)	W, 91-82	Second-half 23-1 run spurs victory; five Cougs scored 10+ led by LeJuan with career-high 24 points and 12 rbd; Price with 20 points; Erikstrup added 18 with career-high 9 rbd; WSU season high 34-41 at charity line
PACIFIC (Jan. 9)	L, 94-95 ^(OT)	The Coug comeback fell short on a Tigers' buzzerbeater in overtime, despite five double-digit scorers and 17 assists; Pacific's Washington scored 40 points and the Tigers shot 55%
at #18 GONZAGA (Jan. 11)	L, 75-88	Despite shooting over 50% and 20 points and career-high eight assists from Calmese, the Cougs couldn't keep up with Gonzaga in the second half, shooting a WSU opponent high 55.7% and 47.6% from three
at SAN DIEGO (Jan. 16)	W, 65-61	WSU made a season-low 19 FG and scored just 25 first-half points before Calmese exploded for 27 points and Erikstrup added his first double-double with 12 and 10 rebounds to secure the road win
PORTLAND (Jan. 18)	W, 92-70	Wazzu got the season sweep of Portland thanks to Calmese's 23 points and 8 assists; five Cougs scored in double figures and the team shot 53% from the floor, outscoring the Pilots in the paint, 48-18
at SANTA CLARA (Jan. 23)	L, 65-93	The Cougs suffered their worst loss of the season despite an historic triple-double performance from LeJuan Watts, the second in program history; Vavers returned from hand injury with 11 points
SAINT MARY'S (Jan. 25)	L, 75-80	WSU went toe-to-toe with the WCC leader, leading the Gaels for 30+ minutes before SMC went on a 20-5 run to claim the lead; Price delivered his fourth 20-point game; and both teams shot over 55%
at PACIFIC (Jan. 30)	L, 68-70	WSU lost for the first time this season when outscoring its opponent in the second half and second time when shooting over 50% as Pacific swept the Cougs and delivered the two smallest WSU losses
at SAN FRANCISCO (Feb. 1)	L, 51-75	The Cougar slump continued with the lowest scoring output, assists, FG percentage and made 3-pointers of the season; Calmese was limited with illness; Price and Erikstrup scored 12 points each
at OREGON STATE (Feb. 6)	L, 74-82	Despite a season-low five TOs, WSU dropped its fifth-straight game after committing a season-high 29 fouls that allowed OSU to go 30-of-38 at the FT line; Calmese surpassed 1,000 points with 25
PEPPERDINE (Feb. 8)	W, 87-86	WSU snapped a 5-game losing streak as all five starters scored in double figures; WSU trailed for nearly 37 minutes, securing the lead with 7 seconds left from LeJuan FG; Price blocked Waves' game-winner
at SAINT MARY'S (Feb. 15)	L, 56-77	A tale of two halves doomed WSU with 53% shooting in the first half and 30% in the second; LeJuan led WSU with 17 points; the Cougs trailed by four at halftime before SMC went on a 19-4 run
GONZAGA (Feb. 19)	L, 63-84	The largest on-campus crowd in the state of Washington attended the 152nd all-time meeting with Gonzaga; LeJuan scored 19 points; the Zags' 50 first-half points were the most by a WSU opponent
SANTA CLARA (Feb. 22)	L, 79-109	The Broncos made a WCC and SCU record 23 threes and scored 61 first-half points to hand the Cougs a third-straight loss; Calmese led WSU with 20 points and Erikstrup led WSU on the glass with four
SAN DIEGO (Feb. 27)	W, 93-86	WSU scored a season-high 53 first-half points before allowing a season-high 61 second-half points as WSU held on as a 30-point lead evaporated on senior night, led by Dane and Ethan with 40 points
at PEPPERDINE (March 1)	W, 90-83	Five Cougs scored in double figures as WSU built a double-digit lead before halftime to secure a road win over the Waves; Erikstrup added a career high 12 rebounds for his second double-double
vs LMU (March 8)	W, 94-77	Five Cougs scored in double figures led by Nate and Ethan with 22 points each; LeJuan registered his ninth double-double and Rihards delivered a season-high 16 points as WSU advanced in the WCCT

WSU GAME-BY-GAME LEADERS

DATE	OPPONENT	W/L	SCORE	ATTEND	OVRL	CONF	POINTS	REBOUNDS	ASSISTS
11/4/24	PORTLAND ST	W	100-92	3,120	1-0	0-0	Coward (23)	Coward (12)	Calmes (5)
11/8/24	BRADLEY	W	91-74	3,982	2-0	0-0	Two with... (18)	L. Watts (11)	Calmes (6)
11/11/24	IDAHO	W	90-76	3,838	3-0	0-0	Calmes (18)	L. Watts (14)	Four with... (3)
11/15/24	vs IOWA	L	66-76	8,488	3-1	0-0	Calmes (27)	L. Watts (10)	L. Watts (4)
11/18/24	NORTHERN COLO.	W	83-69	3,066	4-1	0-0	Coward (30)	Two with... (8)	L. Watts (5)
11/21/24	vs EASTERN WASH.	W	96-81	3,854	5-1	0-0	Erikstrup (24)	Coward (9)	Coward (7)
11/26/24	vs FRESNO STATE	W	84-73	550	6-1	0-0	Calmes (22)	L. Watts (9)	Two with... (6)
11/27/24	vs SMU	L	60-77	200	6-2	0-0	Calmes (15)	I. Watts (5)	Calmes (6)
12/2/24	at NEVADA	W	68-57	7,748	7-2	0-0	I. Watts (17)	L. Watts (9)	Calmes (7)
12/7/24	vs BOISE STATE	W	74-69	4,570	8-2	0-0	L. Watts (20)	L. Watts (11)	L. Watts (6)
12/14/24	MISSOURI STATE	W	91-78	3,304	9-2	0-0	Two with... (20)	Two with... (7)	Calmes (7)
12/18/24	at WASHINGTON	L	73-89	7,880	9-3	0-0	Calmes (21)	L. Watts (8)	Price (4)
12/21/24	vs UNI	W	76-68	-	10-3	0-0	Calmes (16)	L. Watts (12)	Calmes (6)
12/28/24	at PORTLAND	W	89-73	2,228	11-3	1-0	Price (22)	L. Watts (8)	Three with... (5)
12/30/24	LMU	W	73-59	3,449	12-3	2-0	Calmes (20)	L. Watts (11)	L. Watts (8)
1/4/25	SAN FRANCISCO	W	91-82	3,823	13-3	3-0	L. Watts (24)	L. Watts (12)	L. Watts (5)
1/9/25	PACIFIC	L	94-95 (OT)	3,715	13-4	3-1	Price (28)	Three with... (8)	Calmes (5)
1/11/25	at #18 GONZAGA	L	75-88	6,000	13-5	3-2	Calmes (20)	Erikstrup (7)	Calmes (8)
1/16/25	at SAN DIEGO	W	65-61	1,337	14-5	4-2	Calmes (27)	Erikstrup (10)	L. Watts (5)
1/18/25	PORTLAND	W	92-70	3,594	15-5	5-2	Calmes (23)	Two with... (7)	Calmes (8)
1/23/25	at SANTA CLARA	L	65-93	1,875	15-6	5-3	L. Watts (20)	L. Watts (11)	L. Watts (10)
1/25/25	SAINT MARY'S	L	75-80	4,240	15-7	5-4	Price (20)	Thrastarson (4)	L. Watts (6)
1/30/25	at PACIFIC	L	68-70	1,437	15-8	5-5	Erikstrup (17)	Price (8)	Price (5)
2/1/25	at SAN FRANCISCO	L	51-75	3,200	15-9	5-6	Two with... (12)	L. Watts (6)	I. Watts (4)
2/6/25	at OREGON STATE	L	74-82	4,909	15-10	5-7	Calmes (25)	Price (4)	L. Watts (4)
2/8/25	PEPPERDINE	W	87-86	3,957	16-10	6-7	Calmes (16)	Erikstrup (8)	L. Watts (6)
2/15/25	at SAINT MARY'S	L	56-77	3,500	16-11	6-8	L. Watts (17)	I. Watts (6)	Two with... (4)
2/19/25	GONZAGA	L	63-84	10,219	16-12	6-9	L. Watts (19)	Price (4)	L. Watts (5)
2/22/25	SANTA CLARA	L	79-109	4,280	16-13	6-10	Calmes (20)	Erikstrup (4)	Calmes (4)
2/27/25	SAN DIEGO	W	93-86	3,233	17-13	7-10	Erikstrup (23)	L. Watts (10)	L. Watts (5)
3/1/25	at PEPPERDINE	W	90-83	808	18-13	8-10	Two with... (15)	Erikstrup (12)	L. Watts (9)
3/8/25	vs LMU	W	94-77	3,048	19-13	8-10	Two with... (22)	L. Watts (13)	Calmes (7)

	1ST HALF		2ND HALF		OVERTIME		SCORE		MRG		FGM		FGA		FG PCT		3PT FGM		3PT FGA		3-PT FG PCT		FTM		FTA		FT PCT		RBDs		MRG		ASSISTS		TOs		BLOCKS		STEALS		FOULS	
	WSU	OPP	WSU	OPP	WSU	OPP	WSU	OPP	WSU	OPP	WSU	OPP	WSU	OPP	WSU	OPP	WSU	OPP	WSU	OPP	WSU	OPP	WSU	OPP	WSU	OPP	WSU	OPP	WSU	OPP	WSU	OPP	WSU	OPP	WSU	OPP	WSU	OPP	WSU	OPP	WSU	OPP
PRST	46	38	54	54	-	-	100	92	8	30	33	57	68	0.526	0.485	15	12	32	27	0.469	0.444	25	14	32	21	0.781	0.667	39	28	11	15	16	15	4	4	6	9	25	24			
BRAD	45	42	46	32	-	-	91	74	17	27	24	61	54	0.443	0.444	10	11	31	26	0.323	0.423	27	15	33	21	0.818	0.714	38	30	8	16	15	9	14	3	2	10	4	22	24		
IDHO	38	31	52	36	-	-	90	67	23	34	23	66	63	0.515	0.365	8	5	26	24	0.308	0.208	14	16	20	23	0.700	0.696	45	29	16	16	8	12	11	10	2	6	6	25	20		
IOWA	36	33	30	43	-	-	66	76	-10	26	25	66	60	0.394	0.417	5	8	28	25	0.179	0.320	9	18	12	27	0.750	0.667	43	38	5	11	14	18	13	6	5	7	10	25	13		
UNCO	43	37	40	32	-	-	83	69	14	32	25	57	68	0.561	0.368	7	8	22	30	0.318	0.267	12	11	16	17	0.750	0.647	38	33	5	16	13	12	6	7	3	4	8	15	19		
EWU	51	36	45	45	-	-	96	81	15	32	31	64	65	0.500	0.477	16	3	30	19	0.533	0.158	16	16	22	22	0.727	0.727	41	28	13	24	11	21	14	4	10	10	22	19			
FRES	39	36	45	37	-	-	84	73	11	34	27	64	63	0.531	0.429	6	7	22	22	0.273	0.318	10	12	18	21	0.556	0.571	42	33	9	23	9	19	18	7	0	10	6	19	17		
SMU	31	27	29	50	-	-	60	77	-17	21	28	57	66	0.368	0.424	10	5	33	15	0.303	0.333	8	16	15	19	0.533	0.842	25	51	-26	12	12	8	9	6	3	6	4	16	14		
NEV	31	21	37	36	-	-	68	57	11	25	22	60	57	0.417	0.386	12	4	29	20	0.414	0.200	6	9	9	13	0.667	0.692	36	36	0	19	11	15	15	4	1	6	6	18	13		
BOIS	44	24	30	45	-	-	74	69	5	29	25	57	66	0.509	0.379	6	7	22	27	0.273	0.259	10	12	18	20	0.556	0.600	37	37	0	16	10	13	10	6	3	5	7	21	15		
MOST	34	27	57	51	-	-	91	78	13	32	31	51	64	0.627	0.484	9	10	21	26	0.429	0.385	18	6	28	15	0.643	0.400	28	32	-4	17	16	14	14	8	2	5	10	17	26		
WASH	31	35	42	54	-	-	73	89	-16	25	31	58	62	0.431	0.500	6	10	20	21	0.300	0.476	17	17	21	26	0.810	0.654	42	23	19	12	18	22	7	9	7	2	11	26	21		
UNI	49	26	27	42	-	-	76	68	8	32	24	54	61	0.593	0.393	7	4	21	22	0.333	0.182	5	16	10	23	0.500	0.696	30	37	-7	23	17	12	11	4	0	8	6	19	15		
PORT	51	30	38	43	-	-	89	73	16	33	25	60	59	0.550	0.424	14	7	25	23	0.560	0.304	9	16	13	18	0.692	0.889	37	25	12	24	15	16	11	3	5	3	9	17	14		
LMU	36	34	37	25	-	-	73	59	14	28	23	57	58	0.491	0.397	7	3	19	21	0.368	0.143	10	10	14	15	0.714	0.667	38	29	9	17	8	18	16	1	4	6	9	15	21		
SF	48	49	43	33	-	-	91	82	9	25	28	51	67	0.490	0.418	7	10	19	33	0.368	0.303	34	16	41	23	0.829	0.696	40	33	7	14	9	13	12	6	2	9	7	22	29		
PAC	38	48	46	36	10	11	94	95	-1	28	37	62	67	0.452	0.552	11	8	26	23	0.423	0.348	27	13	36	17	0.750	0.765	37	28	9	17	11	18	16	5	0	10	14	15	26		
GONZ	37	40	38	48	-	-	75	88	-13	32	34	60	61	0.533	0.557	8	10	21	21	0.381	0.476	3	10	8	13	0.375	0.769	28	31	-3	20	20	16	13	4	3	8	6	17	12		
USD	25	27	40	34	-	-	65	61	4	19	22	45	61	0.422	0.361	7	6	23	21	0.304	0.286	20	11	26	18	0.769	0.611	30	38	-8	13	8	17	17	3	1	4	9	19	27		
PORT	44	35	48	35	-	-	92	70	22	35	21	66	54	0.530	0.389	8	9	27	30	0.296	0.300	14	19	23	26	0.609	0.731	40	33	7	17	12	10	17	2	1	8	4	21	19		
SCU	38	49	27	44	-	-	65	93	-28	24	34	53	72	0.453	0.472	9	13	23	32	0.391	0.406	8	12	13	14	0.615	0.857	31	41	-10	19	18	17	8	7	3	4	12	16	16		
SMC	38	35	37	45	-	-	75	80	-5	28	30	49	52	0.571	0.577	6	7	14	17	0.429	0.412	13	13	13	14	1.000	0.929	18	24	-6	13	11	12	12	3	5	7	4	15	16		
PAC	30	33	38	37	-	-	68	70	-2	24	28	47	59	0.511	0.475	9	9	19	25	0.474	0.360	11	5	16	10	0.688	0.500	24	34	-10	17	19	15	15	2	3	8	6	13	18		
SF	26	38	25	37	-	-	51	75	-24	19	23	48	58	0.396	0.397	4	9	24	33	0.167	0.273	9	20	17	26	0.529	0.769	32	41	-9	11	13	18	12	1	2	6	11	22	19		
ORST	37	36	37	46	-	-	74	82	-8	28	23	57	45	0.491	0.511	8	6	25	15	0.320	0.400	10	30	16	38	0.625	0.789	19	36	-17	12	14	5	13	3	2	3	2	29	15		
PEPP	42	45	45	41	-	-	87	86	1	34	30	68	62	0.500	0.484	10	9	26	20	0.385	0.450	9	17	10	24	0.900	0.708	36	31	5	14	19	12	10	8	3	7	9	19	11		
SMC	34	38	22	39	-	-	56	77	-21	22	29	54	63	0.407	0.460	6	5	15	24	0.400	0.208	6	14	9	17	0.667	0.824	34	34	0	16	16	16	6	6	8	2	11	16	13		
GONZ	28	50	35	34	-	-	63	84	-21	24	29	59	56	0.407	0.518	9	7	25	15	0.360	0.467	6	19	8	20	0.750	0.950	28	35	-7	12	19	15	11	7	2	5	8	17	14		
SCU	33	61	46	48	-	-	79	109	-30	27	39	53	72	0.509	0.542	9	23	26	38	0.346	0.605	16	8	21	11	0.762	0.727	22	38	-16	13	22	13	11	8	2	6	8	14	19		
USD	53	25	40	61	-	-	93	86	7	34	33	57	75	0.596	0.440	10	10	23	29	0.435	0.345	15	10	22	15	0.682	0.667	40	31	9	18	11	23	14	3	1	8	14	17	21		
PEPP	48	34	42	49	-	-	90	83	7	35	27	74	64	0.473	0.422	11	7	24	17	0.458	0.412	9	22	12	33	0.750	0.667	42	43	-1	26	15	9	10	7	2	8	8	22	18		
LMU	47	39	47	38	-	-	94	77	17	33	24	63	59	0.524	0.407	12	9	32	31	0.375	0.290	16	20	28	28	0.571	0.714	41	33	8	26	14	11	13	4	1	5	6	20	19		
TOTAL	1251	1159	1265	1330	10	11	2526	2500	26	911	888	1855	1981	0.491	0.448	282	261	773	772	0.365	0.338	422	463	600	648	0.703	0.715	1101	1073	539	444	470	394	161	86	202	254	616	587			
AVG	39.1	36.2	39.5	41.6	10.0	11.0	78.9	78.1	1.6	28.5	27.8	58.0	61.9			8.8	8.2	24.2	24.1	0.365	0.338	13.2	14.5	18.8	20.3			34.4	33.5	0.9	16.8	13.9	14.7	5.0	2.7	6.3	7.9	19.3	18.3			

POINTS SCORED FROM...

	TURNOVERS		PAINT		2ND CHANCE		FAST BREAK		BENCH	
	WSU	OPP	WSU	OPP	WSU	OPP	WSU	OPP	WSU	OPP
PRST	18	37	30	40	13	16	10	12	21	42
BRAD	15	17	32	24	8	10	7	12	13	22
IDHO	14	13	46	34	10	7	10	6	27	25
IOWA	16	20	42	32	8	8	8	8	8	23
UNCO	10	12	44	32	10	8	6	13	16	19
EWU	13	24	28	52	16	11	17	11	25	34
FRES	18	17	50	34	7	4	12	5	11	26
SMU	10	9	18	44	6	21	0	8	7	25
NEV	13	8	26	22	12	2	1	12	16	30
BOIS	10	11	40	32	9	10	19	2	12	28
MOST	18	8	34	36	8	12	13	15	8	14
WASH	4	24	38	42	16	8	7	11	5	14
UNI	12	11	44	36	8	12	12	6	15	9
PORT	12	15	32	30	11	7	10	12	18	20
LMU	10	17	40	38	2	6	6	14	6	29
SF	15	17	34	30	10	19	9	17	3	14
PAC	16	22	30	54	22	13	14	12	13	32
GONZ	18	20	46	46	8	19	11	15	19	18
USD	15	15	24	28	5	13	15	21	6	21
PORT	25	9	48	18	16	17	10	0	18	8
SCU	9	28	28	42	11	19	3	18	17	32
SMC	8	12	36	42	6	14	10	2	5	9
PAC	18	19	24	32	9	8	8	3	15	14
SF	7	20	26	24	6	16	8	14	8	16
ORST	18	6	32	28	8	14	2	0	8	20
PEPP	12	22	46	38	6	6	11	23	15	4
SMC	7	22	30	42	10	18	7	18	5	9
GONZ	7	18	24	38	7	20	2	11	17	30
SCU	15	17	26	30	2	14	5	12	13	31
USD	17	30	44	44	14	16	17	17	23	18
PEPP	11	10	40	38	11	18	20	27	35	6
LMU	18	9	38	30	11	13	12	16	23	38
TOTAL	429	539	1120	1132	306	399	302	373	451	680
AVG	13.4	16.8	35.0	35.4	9.6	12.5	9.4	11.7	14.1	21.3

TEAM SINGLE-GAME HIGHS AND LOWS

WASHINGTON STATE

HIGHS

POINTS	100	PORTLAND ST. (11/04/2024)
	96	VS EASTERN WASH. (N) (11/21/2024)
	94	VS LMU (CA) (N) (03/08/2025)
	94	PACIFIC (01/09/2025)
FIELD GOALS MADE	35	AT PEPPERDINE (03/01/2025)
	35	PORTLAND (01/18/2025)
FIELD GOAL ATTEMPTS	74	AT PEPPERDINE (03/01/2025)
	68	PEPPERDINE (02/08/2025)
FIELD GOAL PERCENTAGE	.627 (32-51)	MISSOURI ST. (12/14/2024)
	.596 (34-57)	SAN DIEGO (02/27/2025)
3 PT FG MADE	16	VS EASTERN WASH. (N) (11/21/2024)
	15	PORTLAND ST. (11/04/2024)
3 PT FG ATTEMPTS	33	VS SMU (N) (11/27/2024)
	32	VS LMU (CA) (N) (03/08/2025)
	32	PORTLAND ST. (11/04/2024)
3 PT FG PERCENTAGE	.560 (14-25)	AT PORTLAND (12/28/2024)
	.533 (16-30)	VS EASTERN WASH. (N) (11/21/2024)
FREE THROWS MADE	34	SAN FRANCISCO (01/04/2025)
	27	PACIFIC (01/09/2025)
	27	BRADLEY (11/08/2024)
FREE THROW ATTEMPTS	41	SAN FRANCISCO (01/04/2025)
	36	PACIFIC (01/09/2025)
FREE THROW PERCENTAGE	1.000 (13-13)	SAINT MARY'S (CA) (01/25/2025)
	.900 (9-10)	PEPPERDINE (02/08/2025)
REBOUNDS	45	IDAHO (11/11/2024)
	43	VS IOWA (N) (11/15/2024)
ASSISTS	26	VS LMU (CA) (N) (03/08/2025)
	26	AT PEPPERDINE (03/01/2025)
STEALS	10	PACIFIC (01/09/2025)
	10	VS FRESNO ST. (N) (11/26/2024)
	10	VS EASTERN WASH. (N) (11/21/2024)
	10	BRADLEY (11/08/2024)
BLOCKED SHOTS	10	IDAHO (11/11/2024)
	9	AT WASHINGTON (12/18/2024)
TURNOVERS	23	SAN DIEGO (02/27/2025)
	22	AT WASHINGTON (12/18/2024)
FOULS	29	AT OREGON ST. (02/06/2025)
	26	AT WASHINGTON (12/18/2024)

LOWS

POINTS	51	AT SAN FRANCISCO (02/01/2025)
	56	AT SAINT MARY'S (CA) (02/15/2025)
	60	VS SMU (N) (11/27/2024)
FIELD GOALS MADE	19	AT SAN FRANCISCO (02/01/2025)
	19	AT SAN DIEGO (01/16/2025)
FIELD GOAL ATTEMPTS	45	AT SAN DIEGO (01/16/2025)
	47	AT PACIFIC (01/30/2025)
FIELD GOAL PERCENTAGE	.368 (21-57)	VS SMU (N) (11/27/2024)
	.394 (26-66)	VS IOWA (N) (11/15/2024)
3 PT FG MADE	4	AT SAN FRANCISCO (02/01/2025)
	5	VS IOWA (N) (11/15/2024)
3 PT FG ATTEMPTS	15	GONZAGA (02/19/2025)
	15	AT SAINT MARY'S (CA) (02/15/2025)
3 PT FG PERCENTAGE	.167 (4-24)	AT SAN FRANCISCO (02/01/2025)
	.179 (5-28)	VS IOWA (N) (11/15/2024)
FREE THROWS MADE	3	AT GONZAGA (01/11/2025)
	5	VS UNI (N) (12/21/2024)
FREE THROW ATTEMPTS	8	GONZAGA (02/19/2025)
	8	AT GONZAGA (01/11/2025)
FREE THROW PERCENTAGE	.375 (3-8)	AT GONZAGA (01/11/2025)
	.500 (5-10)	VS UNI (N) (12/21/2024)
REBOUNDS	18	SAINT MARY'S (CA) (01/25/2025)
	19	AT OREGON ST. (02/06/2025)
ASSISTS	11	AT SAN FRANCISCO (02/01/2025)
	11	VS IOWA (N) (11/15/2024)
STEALS	2	AT SAINT MARY'S (CA) (02/15/2025)
	2	AT WASHINGTON (12/18/2024)
BLOCKED SHOTS	1	AT SAN FRANCISCO (02/01/2025)
	1	LMU (CA) (12/30/2024)
TURNOVERS	5	AT OREGON ST. (02/06/2025)
	8	VS SMU (N) (11/27/2024)
FOULS	13	AT PACIFIC (01/30/2025)
	14	SANTA CLARA (02/22/2025)

OPPONENT

HIGHS

POINTS	109	SANTA CLARA (02/22/2025)
	95	PACIFIC (01/09/2025)
	93	AT SANTA CLARA (01/23/2025)
FIELD GOALS MADE	39	SANTA CLARA (02/22/2025)
	37	PACIFIC (01/09/2025)
FIELD GOAL ATTEMPTS	75	SAN DIEGO (02/27/2025)
	72	SANTA CLARA (02/22/2025)
	72	AT SANTA CLARA (01/23/2025)
FIELD GOAL PERCENTAGE	.577 (30-52)	SAINT MARY'S (CA) (01/25/2025)
	.557 (34-61)	AT GONZAGA (01/11/2025)
3 PT FG MADE	23	SANTA CLARA (02/22/2025)
	13	AT SANTA CLARA (01/23/2025)
3 PT FG ATTEMPTS	38	SANTA CLARA (02/22/2025)
	33	AT SAN FRANCISCO (02/01/2025)
	33	SAN FRANCISCO (01/04/2025)
3 PT FG PERCENTAGE	.605 (23-38)	SANTA CLARA (02/22/2025)
	.476 (10-21)	AT GONZAGA (01/11/2025)
	.476 (10-21)	AT WASHINGTON (12/18/2024)
FREE THROWS MADE	30	AT OREGON ST. (02/06/2025)
	22	AT PEPPERDINE (03/01/2025)
FREE THROW ATTEMPTS	38	AT OREGON ST. (02/06/2025)
	33	AT PEPPERDINE (03/01/2025)
FREE THROW PERCENTAGE	.950 (19-20)	GONZAGA (02/19/2025)
	.929 (13-14)	SAINT MARY'S (CA) (01/25/2025)
REBOUNDS	51	VS SMU (N) (11/27/2024)
	43	AT PEPPERDINE (03/01/2025)
ASSISTS	22	SANTA CLARA (02/22/2025)
	20	AT GONZAGA (01/11/2025)
STEALS	14	SAN DIEGO (02/27/2025)
	14	PACIFIC (01/09/2025)
BLOCKED SHOTS	8	AT SAINT MARY'S (CA) (02/15/2025)
	7	AT WASHINGTON (12/18/2024)
TURNOVERS	18	VS FRESNO ST. (N) (11/26/2024)
	17	PORTLAND (01/18/2025)
	17	AT SAN DIEGO (01/16/2025)
FOULS	29	SAN FRANCISCO (01/04/2025)
	27	AT SAN DIEGO (01/16/2025)

LOWS

POINTS	57	AT NEVADA (12/02/2024)
	59	LMU (CA) (12/30/2024)
	61	AT SAN DIEGO (01/16/2025)
FIELD GOALS MADE	21	PORTLAND (01/18/2025)
	22	AT SAN DIEGO (01/16/2025)
	22	AT NEVADA (12/02/2024)
FIELD GOAL ATTEMPTS	45	AT OREGON ST. (02/06/2025)
	52	SAINT MARY'S (CA) (01/25/2025)
FIELD GOAL PERCENTAGE	.361 (22-61)	AT SAN DIEGO (01/16/2025)
	.365 (23-63)	IDAHO (11/11/2024)
3 PT FG MADE	3	LMU (CA) (12/30/2024)
	3	VS EASTERN WASH. (N) (11/21/2024)
3 PT FG ATTEMPTS	15	AT OREGON ST. (02/06/2025)
	15	VS SMU (N) (11/27/2024)
3 PT FG PERCENTAGE	.143 (3-21)	LMU (CA) (12/30/2024)
	.158 (3-19)	VS EASTERN WASH. (N) (11/21/2024)
FREE THROWS MADE	5	AT PACIFIC (01/30/2025)
	6	MISSOURI ST. (12/14/2024)
FREE THROW ATTEMPTS	10	AT PACIFIC (01/30/2025)
	11	SANTA CLARA (02/22/2025)
FREE THROW PERCENTAGE	.400 (6-15)	MISSOURI ST. (12/14/2024)
	.500 (5-10)	AT PACIFIC (01/30/2025)
REBOUNDS	23	AT WASHINGTON (12/18/2024)
	24	SAINT MARY'S (CA) (01/25/2025)
ASSISTS	8	AT SAN DIEGO (01/16/2025)
	8	LMU (CA) (12/30/2024)
	8	IDAHO (11/11/2024)
STEALS	2	AT OREGON ST. (02/06/2025)
	4 (X4)	SAINT MARY'S (CA) (01/25/2025)
BLOCKED SHOTS	0	PACIFIC (01/09/2025)
	0	VS UNI (N) (12/21/2024)
	0	VS FRESNO ST. (N) (11/26/2024)
TURNOVERS	6	AT SAINT MARY'S (CA) (02/15/2025)
	6	NORTHERN COLO. (11/18/2024)
FOULS	11	PEPPERDINE (02/08/2025)
	12	AT GONZAGA (01/11/2025)

WASHINGTON STATE

INDIVIDUAL HIGHS

POINTS	30	CEDRIC COWARD VS NORTHERN COLO. (11/18/2024)
	28	ETHAN PRICE VS PACIFIC (01/09/2025)
	27	NATE CALMESE VS IOWA (N) (11/15/2024)
	27	NATE CALMESE AT SAN DIEGO (01/16/2025)
	25	NATE CALMESE AT OREGON ST. (02/06/2025)
FG MADE	12	CEDRIC COWARD VS NORTHERN COLO. (11/18/2024)
	12	NATE CALMESE VS IOWA (N) (11/15/2024)
FG ATTEMPTS	22	NATE CALMESE VS IOWA (N) (11/15/2024)
	19	NATE CALMESE VS PORTLAND (01/18/2025)
FG PCT	1.000 (7-7)	LEJUAN WATTS VS MISSOURI ST. (12/14/2024)
	.889 (8-9)	ETHAN PRICE VS LMU (CA) (N) (03/08/2025)
3PT FG MADE	6	ETHAN PRICE VS PACIFIC (01/09/2025)
	6	DANE ERIKSTRUP VS EASTERN WASH. (N) (11/21/2024)
3PT FG ATTEMPTS	11	DANE ERIKSTRUP VS SAN FRANCISCO (01/04/2025)
	9	DANE ERIKSTRUP VS PEPPERDINE (02/08/2025)
	9	ISAIAH WATTS AT OREGON ST. (02/06/2025)
	9	ETHAN PRICE VS PACIFIC (01/09/2025)
	9	NATE CALMESE VS SMU (N) (11/27/2024)
3PT FG PCT	1.000 (4-4)	RIHARDS VAVERS AT PEPPERDINE (03/01/2025)
	1.000 (4-4)	DANE ERIKSTRUP VS SAN DIEGO (02/27/2025)
	1.000 (3-3)	NATE CALMESE AT PACIFIC (01/30/2025)
	1.000 (3-3)	LEJUAN WATTS AT SANTA CLARA (01/23/2025)
	1.000 (3-3)	LEJUAN WATTS AT PORTLAND (12/28/2024)
	1.000 (3-3)	ETHAN PRICE VS PORTLAND ST. (11/04/2024)
FTS MADE	11	LEJUAN WATTS VS SAN FRANCISCO (01/04/2025)
	9	LEJUAN WATTS VS PACIFIC (01/09/2025)
	9	ETHAN PRICE VS SAN FRANCISCO (01/04/2025)
	9	NATE CALMESE VS BRADLEY (11/08/2024)
FT ATTEMPTS	13	LEJUAN WATTS VS SAN FRANCISCO (01/04/2025)
	11	NATE CALMESE VS BRADLEY (11/08/2024)
FT PCT	1.000 (7-7)	ETHAN PRICE AT WASHINGTON (12/18/2024)
	1.000 (6-6)	ETHAN PRICE VS PACIFIC (01/09/2025)
	1.000 (6-6)	ETHAN PRICE VS IDAHO (11/11/2024)
	1.000 (6-6)	LEJUAN WATTS VS BRADLEY (11/08/2024)
	1.000 (6-6)	ISAIAH WATTS VS PORTLAND ST. (11/04/2024)
	1.000 (5-5)	ETHAN PRICE VS PEPPERDINE (02/08/2025)
REBOUNDS	14	LEJUAN WATTS VS IDAHO (11/11/2024)
	13	LEJUAN WATTS VS LMU (CA) (N) (03/08/2025)
ASSISTS	10	LEJUAN WATTS AT SANTA CLARA (01/23/2025)
	9	LEJUAN WATTS AT PEPPERDINE (03/01/2025)
STEALS	5	DANE ERIKSTRUP VS PEPPERDINE (02/08/2025)
	5	ISAIAH WATTS VS FRESNO ST. (N) (11/26/2024)
BLOCKED SHOTS	5	DANE ERIKSTRUP VS NORTHERN COLO. (11/18/2024)
	5	CEDRIC COWARD VS IDAHO (11/11/2024)
TURNOVERS	8	LEJUAN WATTS VS NORTHERN COLO. (11/18/2024)
	7	LEJUAN WATTS VS LMU (CA) (12/30/2024)
	7	NATE CALMESE VS FRESNO ST. (N) (11/26/2024)

OPPONENT

INDIVIDUAL HIGHS

POINTS	40	LAMAR WASHINGTON VS PACIFIC (01/09/2025)
	34	MALIK THOMAS VS SAN FRANCISCO (01/04/2025)
	30	PAULIUS MURAUSKAS AT SAINT MARY'S (02/15/2025)
	30	STEFAN TODOROVIC VS PEPPERDINE (02/08/2025)
	27	ZAON COLLINS VS FRESNO ST. (N) (11/26/2024)
FG MADE	16	LAMAR WASHINGTON VS PACIFIC (01/09/2025)
	12	PAULIUS MURAUSKAS AT SAINT MARY'S (02/15/2025)
	12	MALIK THOMAS VS SAN FRANCISCO (01/04/2025)
FG ATTEMPTS	22	TONY DUCKETT VS SAN DIEGO (02/27/2025)
	22	LAMAR WASHINGTON VS PACIFIC (01/09/2025)
	22	NIC MCCLAIN VS EASTERN WASH. (N) (11/21/2024)
FG PCT	1.000 (7-7)	JAZZ GARDNER AT PACIFIC (01/30/2025)
	1.000 (6-6)	BOUBACAR COULIBALY VS PEPPERDINE (02/08/2025)
3PT FG MADE	5	ZION BETHEA AT PEPPERDINE (03/01/2025)
	5	JOHNNY O'NEIL VS SANTA CLARA (02/22/2025)
	5	JOHNNY O'NEIL AT SANTA CLARA (01/23/2025)
	5	NOLAN HICKMAN AT GONZAGA (01/11/2025)
3PT FG ATTEMPTS	11	AUSTIN RAPP VS PORTLAND (01/18/2025)
	10	TONY DUCKETT VS SAN DIEGO (02/27/2025)
	10	PAYTON SANDFORT VS IOWA (N) (11/15/2024)
3PT FG PCT	1.000 (4-4)	CONNOR DILLON VS BRADLEY (11/08/2024)
	1.000 (3-3)	ISAIAH BRICKNER VS IDAHO (11/11/2024)
	1.000 (3-3)	HAYDEN CURTISS VS PORTLAND ST. (11/04/2024)
FTS MADE	10	STEFAN TODOROVIC VS PEPPERDINE (02/08/2025)
	10	AUSTIN RAPP AT PORTLAND (12/28/2024)
	10	DJ DAVIS AT WASHINGTON (12/18/2024)
FT ATTEMPTS	14	TYTAN ANDERSON VS UNI (N) (12/21/2024)
	12	STEFAN TODOROVIC VS PEPPERDINE (02/08/2025)
	12	DJ DAVIS AT WASHINGTON (12/18/2024)
FT PCT	1.000 (10-10)	AUSTIN RAPP AT PORTLAND (12/28/2024)
	1.000 (7-7)	GRAHAM IKE VS GONZAGA (02/19/2025)
	1.000 (7-7)	NATE KINGZ AT OREGON ST. (02/06/2025)
	1.000 (6-6)	JAN VIDE VS LMU (CA) (N) (03/08/2025)
	1.000 (6-6)	MAX MACKINNON VS PORTLAND (01/18/2025)
	1.000 (5-5)	AUGUSTAS MARCIULIONIS AT SAINT MARY'S (02/15/2025)
	1.000 (5-5)	GRAHAM IKE AT GONZAGA (01/11/2025)
REBOUNDS	13	GRAHAM IKE VS GONZAGA (02/19/2025)
	12	PAULIUS MURAUSKAS VS SAINT MARY'S (01/25/2025)
ASSISTS	11	MOE ODUM AT PEPPERDINE (03/01/2025)
	11	MOE ODUM VS PEPPERDINE (02/08/2025)
STEALS	6	JEFFERSON KOULIBALY VS PACIFIC (01/09/2025)
	6	NIC MCCLAIN VS EASTERN WASH. (N) (11/21/2024)
BLOCKED SHOTS	4	MITCHELL SAXEN VS SAINT MARY'S (CA) (01/25/2025)
	3	ASHTON HARDAWAY AT SAINT MARY'S (CA) (02/15/2025)
	3	BOUBACAR COULIBALY VS PEPPERDINE (02/08/2025)
	3	JEVON PORTER VS LMU (CA) (12/30/2024)
	3	AUSTIN RAPP AT PORTLAND (12/28/2024)
TURNOVERS	7	ZAON COLLINS VS FRESNO ST. (N) (11/26/2024)
	6	LAMAR WASHINGTON AT PACIFIC (01/30/2025)
	6	LAMAR WASHINGTON VS PACIFIC (01/09/2025)

FRIEL COURT AT BEASLEY COLISEUM

OPENED DECEMBER 1973

CAPACITY 11,671

The Washington State men's basketball team enters its 52nd-consecutive season playing at Friel Court inside Beasley Coliseum. WSU won its 300th game all-time at the venerable facility Feb. 18, 2012 when the Cougars defeated Arizona State and its 350th game Nov. 18, 2017 with a victory over Idaho State. WSU's most recent milestone came with its 400th win at Friel Court, March 15, 2022, a 63-50 victory over Santa Clara in the National Invitation Tournament.

The Cougars first moved to Friel Court Dec. 1, 1973, and christened their new home with an 80-78 victory over LSU in front of 9,000 fans.

WSU has earned a postseason berth 14 times while calling Friel Court home. The 1979-80 season marked the first of those occasions as the Cougars advanced to the NCAA Tournament for the first time since the 1940-41 team finished as the national runner-up.

During the 2010-11 season, the Cougars hosted, and won, three NIT games at Beasley Coliseum, advancing to the NIT Semifinals in New York for the first time in school history, while winning a school-most three postseason games.

In 2023-24, Wazzu boasted a 15-2 record at Beasley Coliseum, defeating No. 8 Arizona, Southern California, and UCLA in front of the Cougar faithful en route to the first NCAA Tournament berth in 18 years.

Friel Court has been the site of NCAA first and second round games (1975, 1982 and 1985). In fact, Friel Court was the first stop on UCLA's 1975 NCAA title run, the 10th and final championship for head coach John Wooden.

The arena, which currently seats 11,671 for basketball, was formally dedicated in honor of longtime Washington State Head Coach Jack Friel, who directed the Cougars to the 1941 NCAA title game. In the spring of 1981, the coliseum was named in honor of past Washington State Vice President Wallis Beasley. Prior to the 2011-12 season, the center-hung scoreboard was added.

BEASLEY COLISEUM TOP-20 ATTENDANCE MARKS

ATTENDANCE	OPPONENT	DATE	RESULT
1. 12,422	No. 4 UCLA	March 7, 1983	W, 70-68
2. 12,327	No. 4 Oregon State	Feb. 16, 1980	W, 69-51
3. 12,150	Oregon State	Feb. 19, 1983	W, 63-61
4. 12,100	No. 9 UCLA	Feb. 7, 1976	L, 71-91
5. 12,058	No. 2 UCLA	Feb. 10, 1977	L, 62-65
6. 12,050	No. 11 UCLA	Jan. 7, 1974	L, 45-55
7. 12,008	Oregon State	Feb. 26, 1977	W, 74-62
T8. 12,000	Washington	March 9, 1974	L, 71-82
T8. 12,000	Washington	Jan. 8, 1983	W, 72-70
10. 11,975	Washington	March 4, 1978	W, 57-52
11. 11,953	USC	March 5, 1983	W, 83-80
12. 11,754	No. 1 UCLA	Feb. 24, 1979	L, 102-110
13. 11,742	UCLA	Jan. 26, 1980	W, 80-64
► 14. 11,671	No. 5 Kansas State	Dec. 3, 2010	L, 58-63
T15. 11,618	Washington	Jan. 20, 2007	W, 75-47
T15. 11,618	No. 2 UCLA	March 1, 2007	L, 45-53
T15. 11,618	No. 23 USC	March 3, 2007	W, 88-86
18. 11,463	No. 6 UCLA	Feb. 11, 1995	L, 83-98
19. 11,433	No. 1 Oregon State	Jan. 22, 1981	L, 53-66
20. 11,215	No. 15 Arizona State	Feb. 28, 1980	W, 71-58

► Last capacity crowd at Beasley Coliseum

FRIEL COURT YEAR-BY-YEAR

YEAR	G	W	L	PCT.	ATT.	AVERAGE
1973-74	10	4	6	.400	66,000	6,600
1974-75	12	5	7	.417	78,700	6,558
1975-76	12	11	1	.769	83,350	6,946
1976-77	10	8	2	.800	93,852	9,385
1977-78	11	8	3	.727	73,914	6,719
1978-79	10	7	3	.700	82,383	8,238
1979-80	13	12	1	.923	110,206	8,477
1980-81	13	5	8	.385	80,061	6,159
1981-82	12	7	5	.583	76,300	6,358
1982-83	14	14	0	1.000	96,127	6,866
1983-84	12	5	7	.417	63,500	5,292
1984-85	13	8	5	.620	47,100	3,623
1985-86	13	8	5	.620	61,279	4,714
1986-87	11	8	3	.727	37,050	3,368
1987-88	13	6	7	.462	55,829	4,295
1988-89	11	5	6	.454	36,308	3,301
1989-90	14	5	9	.357	45,957	3,282
1990-91	10	6	4	.600	56,060	5,606
1991-92	17	14	3	.824	79,697	4,688
1992-93	12	9	3	.750	65,559	5,463
1993-94	13	10	3	.769	79,030	6,079
1994-95	15	13	2	.867	87,603	5,840
1995-96	12	9	3	.750	97,284	8,107
1996-97	11	6	5	.545	57,775	5,252
1997-98	11	5	6	.455	45,701	4,155
1998-99	11	6	5	.545	51,527	4,684
1999-2000	13	5	8	.385	45,140	3,472
2000-01	14	10	4	.714	39,972	2,855
2001-02	14	6	8	.429	32,094	2,292
2002-03	14	6	8	.429	32,334	2,310
2003-04	10	5	5	.500	45,404	4,540
2004-05	10	5	5	.500	49,071	4,907
2005-06	13	8	5	.615	49,358	3,797
2006-07	14	12	2	.857	104,525	7,466
2007-08	13	9	4	.692	120,083	9,237
2008-09	16	9	7	.563	128,291	8,018
2009-10	13	8	5	.615	96,540	7,426
2010-11	14	10	4	.714	108,869	7,776
2011-12	14	11	3	.786	57,820	4,130
2012-13	17	10	7	.588	83,311	4,901
2013-14	14	7	7	.500	38,771	2,769
2014-15	14	8	6	.571	44,662	3,190
2015-16	17	8	9	.471	48,562	2,857
2016-17	15	7	8	.467	41,142	2,743
2017-18	15	8	7	.533	42,012	2,801
2018-19	16	9	7	.563	36,680	2,293
2019-20	16	11	5	.688	52,589	3,287
2020-21	16	11	5	.688	-	- *
2021-22	19	13	6	.684	59,524	3,133
2022-23	14	10	4	.714	46,772	3,341
2023-24	17	15	2	.882	64,989	3,823
2024-25	13	9	4	.692	54,471	4,190
Total (52)	691	434	257	.628	3,317,132	4,800

*Covid-19 protocol did not allow fan attendance during the 2020-21 season.

2024-25 SEASON STATISTICS

OVERALL STATISTICS

Game Records

Record	Overall	Home	Away	Neutral
ALL GAMES	19-13	10-4	4-7	5-2
CONFERENCE	8-10	5-4	3-6	0-0
NON-CONFERENCE	11-3	5-0	1-1	5-2

Score by Periods

Team	1st	2nd	OT	TOT
Washington St.	1251	1265	10	2526
Opponents	1159	1330	11	2500

Team Box Score

No.	Player				Total		3-Point		F-Throw		Rebounds												
		GP-GS	MIN	AVG	FG-FGA	FG%	3FG-3FGA	3FG%	FT-FTA	FT%	OFF	DEF	TOT	AVG	PF	DQ	A	TO	BLK	STL	PTS	AVG	
0	COWARD, Cedric	6-6	198:15	33.0	34-61	.557	12-30	.400	26-31	.839	11	31	42	7.0	16	0	22	13	10	5	106	17.7	
8	CALMESE, Nate	32-32	961:29	30.0	201-423	.475	38-136	.279	47-69	.681	28	70	98	3.1	71	2	134	94	4	50	487	15.2	
4	WATTS, LeJuan	32-32	1007:25	31.5	151-281	.537	25-60	.417	97-131	.740	53	166	219	6.8	76	2	141	106	16	29	424	13.3	
3	PRICE, Ethan	32-32	979:43	30.6	136-278	.489	51-135	.378	84-105	.800	32	134	166	5.2	83	2	70	69	27	16	407	12.7	
32	ERIKSTRUP, Dane	32-32	854:09	26.7	141-286	.493	60-160	.375	56-76	.737	39	102	141	4.4	120	10	51	56	28	34	398	12.4	
12	WATTS, Isaiah	22-16	632:47	28.8	86-216	.398	46-129	.357	35-52	.673	20	64	84	3.8	45	0	47	43	13	36	253	11.5	
15	VAVERS, Rihards	14-0	172:46	12.3	23-46	.500	20-39	.513	12-16	.750	5	15	20	1.4	11	0	5	6	2	1	78	5.6	
22	OKAFOR, ND	30-0	411:24	13.7	66-103	.641	0-0	.000	31-51	.608	33	43	76	2.5	69	1	8	30	38	3	163	5.4	
5	THRASTARSON, Tomas	29-10	587:39	20.3	42-75	.560	12-29	.414	31-56	.554	26	60	86	3.0	57	0	17	14	19	9	127	4.4	
10	GERRITS, Parker	30-0	279:13	9.3	18-45	.400	9-27	.333	3-7	.429	9	21	30	1.0	30	0	28	15	2	14	48	1.6	
2	WILSON, Marcus	4-0	30:03	7.5	2-5	.400	2-3	.667	0-0	.000	1	2	3	0.8	7	0	2	0	0	1	6	1.5	
51	WYNOTT, Kase	22-0	303:15	13.8	11-35	.314	7-25	.280	0-6	.000	14	19	33	1.5	27	0	13	10	1	4	29	1.3	
21	SESSOMS, Tayon	5-0	06:54	1.4	0-1	.000	0-0	.000	0-0	.000	0	0	0	0.0	0	0	1	0	0	0	0	0.0	
Team											53	50	103					14					
Total		32	6425		911-1855	.491	282-773	.365	422-600	.703	324	777	1101	34.4	612	17	539	470	160	202	2526	78.9	
Opponents		32	6425		888-1981	.448	261-772	.338	463-648	.715	379	694	1073	33.5	583	16	444	394	87	254	2500	78.1	

Team Statistics

	WSU	OPP
Scoring	2526	2500
Points per game	78.9	78.1
Scoring margin	+0.8	-
Field goals-att	911-1855	888-1981
Field goal pct	.491	.448
3 point fg-att	282-773	261-772
3-point FG pct	.365	.338
3-pt FG made per game	8.8	8.2
Free throws-att	422-600	463-648
Free throw pct	.703	.715
F-Throws made per game	13.2	14.5
Rebounds	1101	1073
Rebounds per game	34.4	33.5
Rebounding margin	+0.9	-
Assists	539	444
Assists per game	16.8	13.9
Turnovers	470	394
Turnovers per game	14.7	12.3
Turnover margin	-2.4	-
Assist/turnover ratio	1.1	1.1
Steals	202	254
Steals per game	6.3	7.9
Blocks	160	87
Blocks per game	5.0	2.7
Winning streak	3	-
Home win streak	1	-
Attendance	57920	40922
Home games-Avg/Game	14-4137	11-3720
Neutral site-Avg/Game	-	7-2930

Team Results

Date	Opponent		Score	Att.
11/04/2024	Portland St.	W	100-92	3120
11/08/2024	Bradley	W	91-74	3982
11/11/2024	Idaho	W	90-67	3838
11/15/2024	vs Iowa	L	66-76	8488
11/18/2024	Northern Colo.	W	83-69	3066
11/21/2024	vs Eastern Wash.	W	96-81	3854
11/26/2024	vs Fresno St.	W	84-73	550
11/27/2024	vs SMU	L	60-77	0
12/02/2024	at Nevada	W	68-57	7748
12/07/2024	vs Boise St.	W	74-69	4570
12/14/2024	Missouri St.	W	91-78	3304
12/18/2024	at Washington	L	73-89	7880
12/21/2024	vs UNI	W	76-68	0
12/28/2024	at Portland	W	89-73	2228
12/30/2024	LMU (CA)	W	73-59	3449
01/04/2025	San Francisco	W	91-82	3823
01/09/2025	Pacific	Lot	94-95	3715
01/11/2025	at Gonzaga	L	75-88	6000
01/16/2025	at San Diego	W	65-61	1337
01/18/2025	Portland	W	92-70	3594
01/23/2025	at Santa Clara	L	65-93	1875
01/25/2025	Saint Mary's (CA)	L	75-80	4240
01/30/2025	at Pacific	L	68-70	1437
02/01/2025	at San Francisco	L	51-75	3200
02/06/2025	at Oregon St.	L	74-82	4909
02/08/2025	Pepperdine	W	87-86	3957
02/15/2025	at Saint Mary's (CA)	L	56-77	3500
02/19/2025	Gonzaga	L	63-84	10219
02/22/2025	Santa Clara	L	79-109	4380
02/27/2025	San Diego	W	93-86	3233
03/01/2025	at Pepperdine	W	90-83	808
03/08/2025	vs LMU (CA)	W	94-77	3048

31

2024-25 CONFERENCE STATISTICS

WEST COAST CONFERENCE ONLY STATISTICS

Game Records

Record	Overall	Home	Away	Neutral
ALL GAMES	8-10	5-4	3-6	0-0
CONFERENCE	8-10	5-4	3-6	0-0
NON-CONFERENCE	0-0	0-0	0-0	0-0

Score by Periods

Team	1st	2nd	OT	TOT
Washington St.	686	684	10	1380
Opponents	707	735	11	1453

Team Box Score

No.	Player				Total		3-Point		F-Throw		Rebounds													
		GP-GS	MIN	AVG	FG-FGA	FG%	3FG-3FGA	3FG%	FT-FTA	FT%	OFF	DEF	TOT	AVG	PF	DQ	A	TO	BLK	STL	PTS	AVG		
8	CALMESE, Nate	18-18	531:41	29.5	110-228	.482	17-61	.279	20-30	.667	18	35	53	2.9	35	1	68	47	2	23	257	14.3		
3	PRICE, Ethan	18-18	561:29	31.2	79-165	.479	33-85	.388	53-62	.855	19	69	88	4.9	44	0	36	44	21	12	244	13.6		
4	WATTS, LeJuan	18-18	566:39	31.5	83-164	.506	17-35	.486	57-77	.740	22	82	104	5.8	38	1	90	63	9	18	240	13.3		
32	ERIKSTRUP, Dane	18-18	503:18	28.0	81-167	.485	34-92	.370	39-48	.813	24	70	94	5.2	62	4	32	30	8	22	235	13.1		
12	WATTS, Isaiah	9-9	253:18	28.1	33-87	.379	17-50	.340	9-17	.529	5	18	23	2.6	19	0	22	18	5	15	92	10.2		
5	THRSTARSON, Tomas	18-9	448:04	24.9	33-57	.579	9-19	.474	28-47	.596	20	45	65	3.6	39	0	12	8	11	7	103	5.7		
22	OKAFOR, ND	18-0	234:60	13.1	43-62	.694	0-0	.000	15-23	.652	22	24	46	2.6	40	1	3	19	17	1	101	5.6		
15	VAVERS, Rihards	11-0	134:34	12.2	17-35	.486	14-28	.500	5-7	.714	1	9	10	0.9	6	0	3	4	2	1	53	4.8		
10	GERRITS, Parker	18-0	186:49	10.4	13-31	.419	8-18	.444	3-5	.600	8	15	23	1.3	22	0	19	14	2	11	37	2.1		
51	WYNOTT, Kase	13-0	198:48	15.3	7-23	.304	4-16	.250	0-2	.000	7	10	17	1.3	19	0	8	6	1	2	18	1.4		
21	SESSOMS, Tayon	4-0	05:22	1.3	0-1	.000	0-0	.000	0-0	.000	0	0	0	0.0	0	0	0	0	0	0	0	0.0		
Team											27	26	53					10						
Total		18	3625		499-1020	.489	153-404	.379	229-318	.720	173	403	576	32.0	324	7	293	263	78	112	1380	76.7		
Opponents		18	3625		515-1105	.466	158-437	.362	265-352	.753	217	388	605	33.6	325	10	260	224	50	151	1453	80.7		

Team Statistics

	WSU	OPP
Scoring	1380	1453
Points per game	76.7	80.7
Scoring margin	-4.1	-
Field goals-att	499-1020	515-1105
Field goal pct	.489	.466
3 point fg-att	153-404	158-437
3-point FG pct	.379	.362
3-pt FG made per game	8.5	8.8
Free throws-att	229-318	265-352
Free throw pct	.720	.753
F-Throws made per game	12.7	14.7
Rebounds	576	605
Rebounds per game	32.0	33.6
Rebounding margin	-1.6	-
Assists	293	260
Assists per game	16.3	14.4
Turnovers	263	224
Turnovers per game	14.6	12.4
Turnover margin	-2.2	-
Assist/turnover ratio	1.1	1.2
Steals	112	151
Steals per game	6.2	8.4
Blocks	78	50
Blocks per game	4.3	2.8
Winning streak	2	-
Home win streak	1	-
Attendance	40610	25294
Home games-Avg/Game	9-4512	9-2810
Neutral site-Avg/Game	-	0-0

Team Results

Date	Opponent		Score	Att.
12/28/2024	at Portland	W	89-73	2228
12/30/2024	LMU (CA)	W	73-59	3449
01/04/2025	San Francisco	W	91-82	3823
01/09/2025	Pacific	Lot	94-95	3715
01/11/2025	at Gonzaga	L	75-88	6000
01/16/2025	at San Diego	W	65-61	1337
01/18/2025	Portland	W	92-70	3594
01/23/2025	at Santa Clara	L	65-93	1875
01/25/2025	Saint Mary's (CA)	L	75-80	4240
01/30/2025	at Pacific	L	68-70	1437
02/01/2025	at San Francisco	L	51-75	3200
02/06/2025	at Oregon St.	L	74-82	4909
02/08/2025	Pepperdine	W	87-86	3957
02/15/2025	at Saint Mary's (CA)	L	56-77	3500
02/19/2025	Gonzaga	L	63-84	10219
02/22/2025	Santa Clara	L	79-109	4380
02/27/2025	San Diego	W	93-86	3233
03/01/2025	at Pepperdine	W	90-83	808

LAST FOUR BOX SCORES

29

SANTA CLARA 109 - WASHINGTON STATE 79

Feb. 22, 2025 | Pullman, Wash. | Beasley Coliseum

Officials: Gary Maxwell, Mark Fulton, Pete Larson

Santa Clara - 109

Record: 19-10 (11-5)

NO. Name		Min	FG		3P		FT	Rebounds		Fouls		TP	AS	TO	ST	Blocks		+/-
			M-A	M-A	M-A	M-A		OR	DR	TOT	PF	FD				BS	BA	
8 Elijah Mahi	F	28:37	7-17	4-8	1-1	2	3	5	1	1	19	4	0	3	0	2	15	
14 Johnny O'Neil	F	19:42	6-8	5-6	0-0	0	3	3	5	0	17	2	3	1	2	0	15	
13 Christoph Tilly	C	16:56	2-7	1-1	3-3	2	1	3	3	2	8	2	0	1	0	3	9	
1 Tyreee Bryan	G	25:55	4-7	4-6	0-0	1	6	7	2	0	12	3	2	0	0	1	14	
10 Carlos Stewart	G	30:39	8-12	4-7	2-2	0	4	4	0	0	22	2	0	3	0	1	27	
0 Brenton Krappert		25:34	7-12	3-7	1-1	0	0	0	1	1	18	5	1	0	0	0	26	
21 Cameron Tongue		19:45	2-4	0-0	1-2	5	3	8	3	7	5	1	3	0	0	1	17	
44 Jake Ensminger		25:50	3-4	2-3	0-0	0	3	6	3	1	8	2	1	0	0	0	22	
3 Kory Akametu		03:43	0-1	0-0	0-0	0	0	0	0	0	0	0	0	0	0	0	3	
12 Bukky Oboye		03:19	0-0	0-0	0-2	0	0	0	0	1	0	0	0	0	0	0	2	
Team								0	2	2								
Totals			39-72	23-38	8-11	13	25	38	19	13	109	22	11	8	2	8	30	

Technical Fouls: Bench 1st; 7th; 47 Tongue 2nd; 13; 31 Tongue 2nd; 3; 19

Washington St. - 79

Record: 16-13 (6-10)

NO. Name		Min	FG		3P		FT	Rebounds		Fouls		TP	AS	TO	ST	Blocks		+/-
			M-A	M-A	M-A	M-A		OR	DR	TOT	PF	FD				BS	BA	
3 Ethan Price	F	25:19	5-9	2-4	7-9	0	0	0	3	4	19	1	1	2	2	1	-19	
4 LeJuan Watts	F	23:31	1-2	0-1	4-4	0	3	3	2	2	6	3	1	0	1	0	-16	
32 Dane Erikstrup	F	26:31	5-8	1-3	4-4	1	3	4	1	4	15	2	1	1	0	0	-19	
8 Nate Calmese	G	30:25	8-15	4-8	0-0	0	1	1	1	0	20	4	1	2	0	1	-23	
12 Isaiah Watts	G	22:03	3-10	0-5	0-1	0	3	3	1	1	6	1	5	1	1	0	-28	
5 Tomas Thrastarson		24:48	1-2	0-1	1-3	2	1	3	1	4	3	0	0	0	0	0	-29	
10 Parker Gerrits		13:16	0-1	0-1	0-0	0	3	3	1	0	2	1	0	0	0	0	4	
22 ND Okafor		14:10	1-1	0-0	0-0	1	1	2	3	0	2	0	2	0	3	0	-16	
15 Rihards Vavers		18:29	3-5	2-3	0-0	0	2	2	1	1	8	0	1	0	1	0	6	
21 Tayon Sessoms		01:28	0-0	0-0	0-0	0	0	0	0	0	0	0	0	0	0	0	2	
Team								0	1	1								
Totals			27-53	9-26	16-21	4	18	22	14	16	79	13	13	6	8	2	-30	

Technical Fouls: Price 2nd; 3; 19

	SCU	WSU
Biggest lead	32 (2 nd 15:57)	4 (1 st 19:24)
Best Scoring Run	18 (1 st 12:49)	8 (2 nd 9:57)
Lead Changes	1	
Times Tied	1	
Time with Lead	37:46	01:17

Points from	SCU	WSU
Turnovers	17	15
Paint	30	26
Second Chance	14	2
Fast Breaks	12	5
Bench	31	13

Period by Period Scoring			
	1st	2nd	TOT
SCU	61	48	109
WSU	33	46	79

Shooting By Period	
1 st FG%	22-34 64.7%
3PT%	15-19 78.9%
FT%	2-3 66.7%
2 nd FG%	17-38 44.7%
3PT%	8-19 42.1%
FT%	6-8 75%
GM FG%	39-72 54.2%
3PT%	23-38 60.5%
FT%	8-11 72.7%
Dead Ball Rebounds: 4, 0	

30

WASHINGTON STATE 93 - SAN DIEGO 86

Feb. 27, 2025 | Pullman, Wash. | Beasley Coliseum

Officials: Ray Nasti, Deron White, Jeffrey Anderson

San Diego - 86

Record: 4-26 (1-16)

NO. Name		Min	FG		3P		FT	Rebounds		Fouls		TP	AS	TO	ST	Blocks		+/-
			M-A	M-A	M-A	M-A		OR	DR	TOT	PF	FD				BS	BA	
1 Santiago Trouet	F	28:00	8-12	1-4	4-5	3	2	5	3	4	21	0	1	3	0	0	0	-1
24 Steven Jamerson II	C	30:26	6-12	0-0	1-3	7	4	11	5	6	13	0	4	1	0	0	1	7
6 Tony Duckett	G	35:47	8-22	3-10	2-3	0	1	1	1	3	21	3	1	5	0	1	4	
11 Deven Dahlike	G	14:10	1-2	0-0	0-0	0	0	0	4	0	2	1	2	0	0	0	-10	
21 Kody Clouet	G	30:37	4-10	3-7	0-0	0	3	3	2	1	11	1	0	0	0	0	3	
5 Bandji Pierre		15:26	2-7	2-5	0-0	2	0	2	1	1	6	0	2	1	0	0	-7	
33 Dominic Muncey		04:53	0-0	0-0	0-0	0	0	0	1	0	0	0	1	0	0	0	-5	
20 Joey Chammas		20:06	3-5	1-1	3-4	0	2	2	1	2	10	5	2	2	0	1	3	
23 Kean Webb		07:04	0-0	0-0	0-0	0	0	0	0	0	0	0	0	0	0	0	-11	
4 David Simon		06:59	0-2	0-1	0-0	0	0	0	0	1	0	0	0	1	1	1	-19	
14 Colby Brooks		02:16	1-1	0-0	0-0	0	0	0	0	0	0	0	0	0	0	0	-2	
10 Neel Beniwal		01:25	0-0	0-0	0-0	0	0	0	0	1	0	0	0	0	0	0	1	
25 Jackson Gaffney		02:51	0-2	0-1	0-0	0	0	0	0	1	0	0	1	0	1	0	0	2
Team								4	3	7								
Totals			33-75	10-29	10-15	16	15	31	21	17	86	11	14	14	1	3	-7	

Technical Fouls: NONE

Washington St. - 93

Record: 17-13 (7-10)

NO.	Name	Min	FG	3P	FT	OR	DR	Fouls	TP	AS	TO	ST	Blocks	BS	BA		
3	Ethan Price	F 27:51	6-14	1-4	4-4	2	5	7	1	4	17	1	4	1	0	-2	
4	LeJuan Watts	F 31:31	5-7	0-2	3-5	2	8	10	0	7	13	5	4	1	0	2	
32	Dane Erikstrup	F 18:55	8-10	4-4	3-4	1	2	3	5	2	23	1	2	0	1	0	
8	Nate Calmese	G 23:31	2-5	0-2	0-0	1	2	3	0	1	4	4	4	0	0	1	
12	Isiah Watts	G 25:10	4-8	2-4	3-5	0	2	2	3	13	3	2	2	0	0	-3	
22	ND Okafor	12:34	2-2	0-0	1-2	0	6	6	4	1	5	0	2	0	1	0	
5	Tomas Thrastarson	23:45	3-3	0-0	1-2	3	2	5	2	1	7	1	1	1	1	0	
10	Parker Gerrits	16:13	1-2	1-2	0-0	0	3	3	2	2	3	2	2	2	0	0	
15	Rihards Vavers	13:14	3-4	2-3	0-0	0	0	0	0	8	1	0	1	0	0	0	
51	Kase Wynott	07:16	0-2	0-2	0-0	0	0	0	1	0	0	1	0	0	0	-6	
Team						1	0	1			0		1				
Totals			34-57	10-23	15-22	10	30	40	17	21	93	18	23	8	3	1	7

Technical Fouls: NONE

	USD	WSU
Biggest lead	0 (1 st 20:00)	30 (1 st 3:20)
Best Scoring Run	16 (2 nd 2:27)	16 (1 st 7:05)
Lead Changes	0	
Times Tied	1	
Time with Lead	00:00	39:11

Points from	USD	WSU
Turnovers	30	17
Paint	44	44
Second Chance	16	14
Fast Breaks	17	17
Bench	18	23

Period by Period Scoring			
	1st	2nd	TOT
USD	25	61	86
WSU	53	40	93

31

WASHINGTON STATE 90 - PEPPERDINE 83

March 1, 2025 | Malibu, Calif. | Firestone Fieldhouse

Officials: Steve Divine, Wilson Holland, Grant Jeffries

Washington St. - 90

Record: 18-13 (8-10)

NO. Name		Min	FG	3P	FT	Rebounds	FOULS	TP	AS	TO	ST	Blocks	+/-			
			M-A	M-A	M-A	OR	DR	TOT	PF	FD		BS	BA			
3 Ethan Price	F	30:22	6-11	3-6	0-0	0	3	3	2	0	15	2	3	1	3	0
4 LeJuan Watts	F	32:08	4-9	0-1	0-1	0	5	5	3	4	8	9	3	0	0	0
32 Dane Erikstrup	F	29:52	5-12	1-6	4-4	3	9	12	4	4	15	2	0	0	1	0
8 Nate Calmese	G	28:49	5-16	0-2	0-0	4	2	6	2	2	10	5	1	1	0	1
12 Isaiah Watts	G	23:01	2-7	1-3	2-3	1	1	2	4	2	7	5	1	3	0	0
5 Tomas Thrastarson		19:29	2-4	0-0	1-1	2	4	6	2	2	4	0	0	2	0	0
22 ND Okafor		11:56	5-6	0-0	3-3	1	0	1	2	3	13	0	0	0	2	0
10 Parker Gerrits		12:56	2-4	2-2	0-0	1	0	1	2	1	6	3	3	1	1	4
15 Rihards Vavars		11:27	4-5	4-4	0-0	1	1	1	0	12	0	0	0	1	0	8
Team						3	2	5	0	0	0					
Totals			35-74	11-24	9-12	15	27	42	22	18	90	26	9	8	7	2
Technical Fouls: NONE																

TELEVISION ROSTER



CEDRIC COWARD
SENIOR // GUARD
FRESNO, CALIFORNIA



MARCUS WILSON
FRESHMAN // GUARD
ALBUQUERQUE, NEW MEXICO



ETHAN PRICE
SENIOR // FORWARD
BURY ST. EDMUNDS, ENGLAND



LEJUAN WATTS
RS-SOPHOMORE // FORWARD
FRESNO, CALIFORNIA



TOMAS THRASTARSON
FRESHMAN // GUARD
THORLAKSHOFN, ICELAND



NATE CALMESE
JUNIOR // GUARD
GILBERT, ARIZONA



PARKER GERRITS
RS-FRESHMAN // GUARD
OLYMPIA, WASHINGTON



ISAIAH WATTS
SOPHOMORE // GUARD
WEST SEATTLE, WASHINGTON



RIHARDS VAVERS
SOPHOMORE // FORWARD
ADAŽI, LATVIA



TAYON SESSOMS
RS-SOPHOMORE // GUARD
DENVER, COLORADO



ND OKAFOR
RS-SOPHOMORE // FORWARD
DUNDALK, IRELAND



DANE ERIKSTRUP
SENIOR // FORWARD
BEAVERTON, OREGON



DIMITRIJE VUKICEVIC
FRESHMAN // CENTER
BELGRADE, SERBIA



KASE WYNOTT
FRESHMAN // GUARD
WINCHESTER, IDAHO



DAVID RILEY
HEAD COACH
1ST SEASON



DONALD BRADY
ASSISTANT COACH
1ST SEASON



JERRY BROWN
ASSISTANT COACH
1ST SEASON



BLAKE FERNANDEZ
ASSISTANT COACH
1ST SEASON




PEDRO GARCIA ROSADO
ASSISTANT COACH
1ST SEASON



GEORGE GALANAPOULOS
ASSISTANT COACH
1ST SEASON



SEAN SUCHOMEL
DIRECTOR OF OPERATIONS
1ST SEASON



ZACH MARGOLIS
STRENGTH & CONDITIONING COACH
5TH SEASON



HAILEY HAIKELU
ATHLETIC TRAINER
1ST SEASON