

# GONZAGA

2 FINAL FOURS | 14 SWEET 16 APPEARANCES | 26 NCAA TOURNAMENT APPEARANCES | 26 WCC SEASON TITLES

**GAME 32** vs. San Francisco | March 10 | 8:30 p.m. | Las Vegas | Orleans Arena

**VARSITY** Gonzaga Radio Network: Tom Hudson, ppx; Adam Morrison, analyst | SiriusXM 381  
**ESPN 2** ESPN2: Dave Fleming, ppx; Sean Farnham, analyst

2 seed - **GONZAGA BULLDOGS** (23-8) vs. 3 seed - **SAN FRANCISCO DONS** (24-8)



**Head Coach:** Mark Few

26th year overall | Career Record: 738-151

26th year at Gonzaga | Record at GU: 738-151



**Head Coach:** Chris Gerlufsen

4th yr overall | Career Record: 74-38

3rd year at USF | USF Record: 66-33



## THE OPENING TIP

► Gonzaga opens the 2025 Credit Union 1 West Coast Conference Championships against third-seeded San Francisco in the tournament's semifinals in the Orleans Arena in Las Vegas Monday at 8:30 p.m. GU swept the regular season meetings versus USF.

► The Bulldogs and Dons have met in the WCC semifinals in five of the last seven tournaments, including the last three.

► The Zags are coming off a 95-75 win over the Dons in San Francisco's Chase Center March 1. Ben Gregg scored 23 points in the regular season finale. Ryan Nembhard matched the program record with 16 assists. Gonzaga shot 58 percent from the field.

► Nolan Hickman, Graham Ike, and Ryan Nembhard were named First Team All-West Coast Conference. Ike and Nembhard earned the honor for the second straight season, while Hickman was second team in 2023-24.

► Ryan Nembhard broke the West Coast Conference for most assists in a single season (currently at 311, previous record was 284) and most assists in conference play, finishing at 181.

► Nembhard became the 51st player in NCAA Div. 1 history to reach 800 career assists, and is now at 844. His 311 assists are first in the nation, to only 73 turnovers. He broke his own single season assist program record. Nembhard's 10.0 assists per game also tops the country. His 4.26 assist-to-turnover ratio is second.

► As a team, the Zags are first in the nation in assists per game at 19.9 and assist-to-turnover ratio at 2.05. Gonzaga's 366 assists were the most in conference play broke the league's record of 341 set by Loyola Marymount in 1989-90.

► GU is 2nd in the country at 87.6 points per game, 2nd in field goal percentage (50.4), and 4th in free-throw percentage (80.3).

► Since Jan. 24, Bart Torvik computer ratings ranks GU sixth in the nation, with the ninth best offense and 20th best defense.

► Khalif Battle is second in the nation from the free-throw line at 93.9 percent (1st in WCC). Graham Ike (59.9%) is first in the WCC, and 15th in the country, in field goal percentage.

► Mark Few was named one of 17 finalists for the Naismith Memorial Basketball Hall of Fame as a first-time nominee.

## SERIES HISTORY

|                                    |                          |
|------------------------------------|--------------------------|
| <b>Overall</b> .....               | Gonzaga leads, 76-22     |
| <b>At home</b> .....               | Gonzaga leads, 41-2      |
| <b>On the road</b> .....           | Gonzaga leads, 28-18     |
| <b>Neutral floor</b> .....         | Gonzaga leads, 8-2       |
| <b>Active streak</b> .....         | Gonzaga, 32              |
| <b>First meeting</b> .....         | Gonzaga won, 85-83, 1959 |
| <b>Last meeting</b> .....          | Gonzaga won, 95-75, 2025 |
| <b>Few vs. San Francisco</b> ..... | 55-4                     |

## THE MATCHUP



## TEAM COMPARISON



|      | NCAA Rk | Category              | NCAA Rk |
|------|---------|-----------------------|---------|
| 87.6 | 2       | Scoring Avg.          | 128     |
| 70.0 | 119     | Opp. Scoring Avg.     | 66      |
| 17.6 | 3       | Scoring Margin        | 69      |
| 50.4 | 2       | FG Percentage         | 121     |
| 41.4 | 50      | Opp. FG Percentage    | 145     |
| 35.3 | 98      | 3-PT FG Percentage    | 193     |
| 30.4 | 23      | Opp. 3-PT FG Pct.     | 3       |
| 7.6  | 184     | 3-PT FG per Game      | 90      |
| 58.2 | 8       | 2-PT FG Percentage    | 49      |
| 80.3 | 4       | FT Percentage         | 234     |
| 15.8 | 57      | FT Made Per Game      | 131     |
| 56.4 | 19      | Effective FG Pct      | 93      |
| 38.9 | 25      | Rebounds Per Game     | 206     |
| 11.3 | 120     | Offensive Reb PG      | 217     |
| 6.4  | 20      | Rebounding Margin     | 205     |
| 19.9 | 1       | Assists Per Game      | 160     |
| 9.7  | 19      | Turnovers Per Game    | 170     |
| 3.1  | 30      | Turnover Margin       | 114     |
| 2.05 | 1       | Assist Turnover Ratio | 169     |
| 7.4  | 112     | Steals Per Game       | 172     |
| 3.0  | 217     | Blocks Per Game       | 1245    |
| 29.0 | 24      | Bench Points PG       | 259     |
| 14.9 | 14      | Fastbreak Pts PG      | 116     |
| 8    |         | NET Ranking           | 65      |
| 3-6  |         | Quad 1 Record         | 1-5     |
| 5-2  |         | Quad 2 Record         | 3-3     |
| 5-0  |         | Quad 3 Record         | 8-0     |
| 10-0 |         | Quad 4 Record         | 11-0    |

## THE GONZAGA ROTATION (Based on majority of games)

|   | Ht.                | Wt.  | Yr. | Hometown | PPG                  | RPG  | AST | FG%  | 3FG% | FT%  | MPG  |
|---|--------------------|------|-----|----------|----------------------|------|-----|------|------|------|------|
| G 0   | RYAN NEMBHARD      | 6-0  | 180 | Sr.      | Aurora, Ontario      | 10.9 | 3.1 | 10.0 | 44.6 | 40.7 | 76.5 |
| 1st Team All-WCC ...Leads nation in total assists and in asts per game and 2nd in assist-to-turnover ratio ... Cousy Top 10 |                    |      |     |          |                      |      |     |      |      |      |      |
| G 99  | KHALIF BATTLE      | 6-5  | 185 | Gr.      | Hillside, N.J.       | 12.9 | 3.5 | 1.5  | 43.6 | 33.8 | 93.9 |
| Second in the country at 107-for-114 from the free-throw line ... made 50 straight made free throws (second in GU history)  |                    |      |     |          |                      |      |     |      |      |      |      |
| G 11  | NOLAN HICKMAN      | 6-2  | 190 | Sr.      | Seattle, Wash.       | 11.4 | 2.6 | 2.2  | 48.7 | 44.4 | 95.0 |
| 1st Team All-WCC ... 108-26 in career appearance ... 71 made threes (2nd in WCC), 3FG% 3rd in WCC, 19/20 from FT line       |                    |      |     |          |                      |      |     |      |      |      |      |
| F 33  | BEN GREGG          | 6-10 | 230 | Sr.      | Clackamas, Ore.      | 9.8  | 5.3 | 1.4  | 57.7 | 28.8 | 78.6 |
| Was on 2021 national runner-up team ... 136 career appearances, boasting 114-22 (.850) record in those games                |                    |      |     |          |                      |      |     |      |      |      |      |
| F 13  | GRAHAM IKE         | 6-9  | 250 | RSr.     | Aurora, Colo.        | 17.0 | 7.4 | 1.4  | 59.9 | 37.9 | 79.5 |
| 1st Team All-WCC ... Sporting News Midseason 3rd Team All-American ... 2023-24 Honorable Mention AP All-American            |                    |      |     |          |                      |      |     |      |      |      |      |
| F 34  | Braden Huff        | 6-10 | 250 | RSr.     | Glen Ellyn, Ill.     | 10.7 | 3.2 | 0.9  | 57.8 | 24.0 | 73.8 |
| G 1   | Michael Ajayi      | 6-7  | 228 | Sr.      | Kent, Wash.          | 6.9  | 5.5 | 0.8  | 45.6 | 19.5 | 70.3 |
| G 4   | Dusty Stromer      | 6-6  | 200 | So.      | Sherman Oaks, Calif. | 4.9  | 2.3 | 0.8  | 40.7 | 34.6 | 79.2 |
| G 5   | Emmanuel Innocenti | 6-5  | 198 | So.      | Ranzanico, Italy     | 1.7  | 1.7 | 0.9  | 36.7 | 28.6 | 50.0 |
| C 24  | Ismaila Diagne     | 7-0  | 237 | Fr.      | Nguekhokhe, Senegal  | 4.0  | 1.9 | 0.0  | 84.6 | 0.0  | 83.3 |

## ATHLETIC COMMUNICATIONS

Barrett Henderson | Assistant AD, Communications | E: hendersonb@gonzaga.edu | O: (509) 313-4288

GAME 32: WCC TOURNAMENT SEMIFINALS - vs. SAN FRANCISCO

## 2024-25 SCHEDULE/RESULTS

OVERALL RECORD: 23-8

WCC: 14-4 | Non-Conference: 9-4

Home: 12-2 | Away: 8-2 | Neutral: 3-4

| Date  | GU Rank | Opp Rank | Opponent              | TV     | Time/Result |
|---|---------|----------|-----------------------|--------|-------------|
| <b>OCTOBER</b>  |         |          |                       |        |             |
| <i>Eisenhower Health's Charity Exhibition (Acrisure Arena, Palm Desert, Calif.)</i> |         |          |                       |        |             |
| 26  | 6/7     | RV/-     | vs. USC (Exh.)        | ESPN 2 | L, 83-96    |
| 30  | 6/7     | -/-      | WARNER PACIFIC (Exh.) | ESPN 2 | W, 109-52   |

|  |     |       |                    |        |               |
|--|-----|-------|--------------------|--------|---------------|
| <b>NOVEMBER</b>  |     |       |                    |        |               |
| <i>Findlay Toyota Tip-Off (Spokane Arena, Spokane, Wash.)</i>                      |     |       |                    |        |               |
| 4  | 6/7 | 8/8   | vs. Baylor         | ESPN 2 | W, 101-63     |
| 10   | 6/7 | RV/-  | ARIZONA STATE      | ESPN 2 | W, 88-80      |
| 15   | 4/5 | -/-   | UMASS LOWELL       | ESPN 2 | W, 113-54     |
| 18   | 4/5 | -/-   | at San Diego State | ESPN 2 | W, 80-67      |
| 20   | 3/4 | -/-   | LONG BEACH STATE   | ESPN 2 | W, 84-41      |
| <i>Bad Boy Mowers Battle 4 Atlantis (Imperial Arena, Paradise Island, Bahamas)</i> |     |       |                    |        |               |
| 27   | 3/4 | -/-   | vs. West Virginia  | ESPN 2 | L, 78-86 (OT) |
| 28   | 3/4 | 14/16 | vs. Indiana        | ESPN 2 | W, 89-73      |
| 29   | 3/4 | -/-   | vs. Davidson       | ESPN 2 | W, 90-65      |

|   |       |       |                 |        |               |
|---|-------|-------|-----------------|--------|---------------|
| <b>DECEMBER</b>   |       |       |                 |        |               |
| <i>Seattle Tip-Off (Climate Pledge Arena, Seattle, Wash.)</i>           |       |       |                 |        |               |
| 7   | 7/8   | 4/6   | vs. Kentucky    | ESPN 2 | L, 89-90 (OT) |
| <i>Hall of Fame Series (Madison Square Garden, New York City, N.Y.)</i> |       |       |                 |        |               |
| 14  | 8/9   | 18/20 | vs. UConn       | FOX    | L, 71-77      |
| 18  | 13/14 | -/-   | NICHOLLS        | ESPN 2 | W, 102-72     |
| 21  | 13/14 | -/-   | BUCKNELL        | ESPN 2 | W, 86-65      |
| <i>West Coast Hoops Showdown (Intuit Dome, Inglewood, Calif.)</i>       |       |       |                 |        |               |
| 28  | 14/15 | 22/21 | vs. UCLA        | FOX    | L, 62-65      |
| 30  | 19/19 | -/-   | at Pepperdine * | ESPN 2 | W, 89-82      |

|  |       |     |                       |        |               |
|--|-------|-----|-----------------------|--------|---------------|
| <b>JANUARY</b>   |       |     |                       |        |               |
| <i>Community Cancer Fund Classic (Spokane Arena, Spokane, Wash.)</i> |       |     |                       |        |               |
| 2  | 19/19 | -/- | PORTLAND *            | ESPN 2 | W, 81-50      |
| 4  | 19/19 | -/- | at Loyola Marymount * | ESPN 2 | W, 96-68      |
| 8  | 18/18 | -/- | SAN DIEGO *           | ESPN 2 | W, 93-80      |
| 11   | 18/18 | -/- | WASHINGTON STATE *    | ESPN 2 | W, 88-75      |
| 16   | 16/16 | -/- | at Oregon State *     | ESPN 2 | L, 89-97 (OT) |
| 18   | 16/16 | -/- | SANTA CLARA *         | ESPN 2 | L, 99-103     |
| 25   | RV/RV | -/- | at Portland *         | ESPN 2 | W, 105-62     |
| 28   | RV/RV | -/- | OREGON STATE *        | ESPN 2 | W, 98-60      |

|                 |       |       |                       |        |           |
|-----------------|-------|-------|-----------------------|--------|-----------|
| <b>FEBRUARY</b> |       |       |                       |        |           |
| 1               | RV/RV | RV/RV | at Saint Mary's *     | ESPN 2 | L, 58-62  |
| 6               | RV/RV | -/-   | LOYOLA MARYMOUNT *    | ESPN 2 | W, 73-53  |
| 8               | RV/RV | -/-   | at Pacific *          | ESPN 2 | W, 78-61  |
| 13              | RV/RV | -/-   | SAN FRANCISCO *       | ESPN 2 | W, 88-77  |
| 15              | RV/RV | -/-   | PEPPERDINE *          | ESPN 2 | W, 107-55 |
| 19              | RV/RV | -/-   | at Washington State * | ESPN 2 | W, 84-63  |
| 22              | RV/RV | RV/24 | SAINT MARY'S *        | ESPN 2 | L, 67-74  |
| 25              | RV/RV | -/-   | at Santa Clara *      | ESPN 2 | W, 95-76  |

|  |       |     |                    |        |           |
|--|-------|-----|--------------------|--------|-----------|
| <b>MARCH</b>   |       |     |                    |        |           |
| 1  | RV/RV | -/- | at San Francisco * | ESPN 2 | W, 95-75  |
| <i>Credit Union 1 WCC Championships (Orleans Arena, Las Vegas, Nevada)</i> |       |     |                    |        |           |
| 10   | RV/RV | -/- | Semifinals         | ESPN 2 | 8:30 p.m. |

Home Games in BOLD CAPS | \* West Coast Conference Game  
All Times Pacific and are Subject to Change

## STATISTICAL SPOTLIGHT

9

Gonzaga is the only program in the country to appear in each of the last nine Sweet 16s, matching the longest streak since the NCAA Tournament expanded.

15

GU is one of only two teams to win its opening-round NCAA Tournament game each of the last 15 tournaments, Kansas is the other at 17.

25

The Zags have made 25 consecutive NCAA Tournament Appearances, with 26 overall. The 25 straight berths is the third-longest current streak in the nation.

27

The Bulldogs have an NCAA Div. 1 record 27 straight appearances in the West Coast Conference Tournament Championship Game, dating back to 1997.

83.0

Mark Few boasts the best winning percentage among active coaches at 83.0 percent, which is the best in NCAA Div. 1 all-time with a minimum of 10 seasons.

301

Over the last 10 seasons, Gonzaga is a national-best 301-48 (86.2 percent). GU has won at least 25 games in each of the last 17 consecutive seasons.

**ZAGS**



## 2024-25 PLAYER NOTES



**O Ryan Nembhard**  
G | 6-0 | 180 | Sr.  
Aurora, Ont. | Creighton  
Sport Management  
*pronounced NIM-hard*

|        | PPG  | RPG | APG  | SPG | BPG | FG%  | 3FG% | FT%  |
|--------|------|-----|------|-----|-----|------|------|------|
| 24-25  | 10.9 | 3.1 | 10.0 | 1.6 | 0.1 | 44.6 | 40.7 | 76.5 |
| WCC    | 10.1 | 2.9 | 10.1 | 1.4 | 0.1 | 44.4 | 40.4 | 66.7 |
| CAREER | 11.8 | 3.6 | 6.5  | 1.2 | 0.1 | 43.2 | 34.7 | 78.3 |
| 23-24  | 12.6 | 4.0 | 6.9  | 1.2 | 0.0 | 44.5 | 32.1 | 75.2 |
| 24WCC  | 13.8 | 4.0 | 6.8  | 1.4 | 0.0 | 51.9 | 46.0 | 61.7 |

Fun note: Older brother Andrew played at GU now with Pacers

|                      |  |
|----------------------|--|
| <b>Season Highs:</b> | Points: 19-at San Diego State (11/18/24)<br>Rebounds: 6-3x, last at OSU (1/16/25)<br>Assists: 16-at San Francisco (3/1/25)<br>Made 3s: 2-9x, last at SCU (2/25/25) |
| <b>Career Highs:</b> | Points: 30-Baylor (3/19/23)<br>Rebounds: 11-2x, last at DePaul (3/4/23)<br>Assists: 16-at San Francisco (3/1/25)<br>Made 3s: 4-4x, San Diego (1/6/24)              |

**Bob Cousy Watch List ... Preseason All-WCC ... 2023-24 1st Team All-WCC ...** Set the single-season assist record with 243 total... Topped WCC with 6.8 assists per game, notching seven double-digit assist games ... 2021-22 Big East Freshman of the Year ... guided Canada to a bronze medal at the FIBA U19 World Cup in 2021.



**1 Michael Ajayi**  
G | 6-7 | 228 | Sr.  
Kent, Wash. | Pepperdine  
Sociology  
*pronounced ah-JIGH-ye*

|        | PPG  | RPG | APG | SPG | BPG | FG%  | 3FG% | FT%  |
|--------|------|-----|-----|-----|-----|------|------|------|
| 24-25  | 6.9  | 5.5 | 0.8 | 0.8 | 0.3 | 45.6 | 19.5 | 70.3 |
| WCC    | 7.2  | 5.8 | 0.8 | 0.7 | 0.3 | 48.8 | 26.7 | 68.5 |
| CAREER | 12.3 | 7.8 | 1.4 | 0.9 | 0.4 | 46.4 | 37.9 | 70.7 |
| 23-24  | 17.2 | 9.9 | 1.9 | 0.9 | 0.5 | 46.7 | 47.0 | 70.9 |
| 24WCC  | 17.1 | 9.4 | 1.8 | 0.8 | 0.6 | 43.6 | 41.9 | 72.7 |

If he had a superpower he would choose being able to transport

|                      |   |
|----------------------|---|
| <b>Season Highs:</b> | Points: 20-at Portland (1/25/25)<br>Rebounds: 15-Portland (1/2/25)<br>Assists: 2-6x, last at Santa Clara (2/25/25)<br>Made 3s: 2-Oregon State (1/28/25) |
| <b>Career Highs:</b> | Points: 31-UNLV (11/17/23)<br>Rebounds: 17-2x, last at Pacific (2/21/24)<br>Assists: 5-2x, last Idaho St. (11/28/23)<br>Made 3s: 5-Portland (2/17/24)   |

**Preseason All-WCC ... 2023-24 1st Team All-WCC ...** led WCC with 17.1 points per game... Second in WCC with 9.9 rebounds per game... Had 11 20-point games and two 30-point outings... 2022 NWAC West Region MVP and West Region's FR of the Year, led Pierce with 20.2 points and 11.3 rebounds per game.



**3 Braeden Smith**  
G | 6-0 | 170 | Jr.  
Seattle, Wash.  
Colgate  
Philosophy

|        | PPG  | RPG | APG | SPG | BPG | FG%  | 3FG% | FT%  |
|--------|------|-----|-----|-----|-----|------|------|------|
| 24-25  |      |     |     |     |     |      |      |      |
| WCC    |      |     |     |     |     |      |      |      |
| CAREER | 12.0 | 4.7 | 5.0 | 1.6 | 0.1 | 43.1 | 33.0 | 80.6 |
| 23-24  | 12.5 | 5.5 | 5.6 | 1.9 | 0.1 | 39.3 | 31.1 | 78.6 |
| 24PL   | 11.7 | 5.3 | 6.3 | 2.0 | 0.1 | 38.9 | 30.9 | 74.5 |

Lists his father as his role model; teaches him life lessons

|                      |  |
|----------------------|--|
| <b>Season Highs:</b> | Points: 25-2x, last at Navy (1/6/24)<br>Rebounds: 12-Lehigh (3/13/24)<br>Assists: 10-Boston (2/7/24)<br>Made 3s: 4-2x, Navy (2/3/24)           |
| <b>Career Highs:</b> | Points: 25-UT Arlington (1/4/24)<br>Rebounds: 13-2x, Bakersfield (11/22/23)<br>Assists: 8-at LMU (12/29/23)<br>Made 3s: 3-at Seattle (2/10/24) |

**Patriot League Player of the Year and First Team All-Conference ...** Started all 70 games in 2023-24 ... Five 20-point games and three double-doubles... Ranked top 25 nationally in assists (196) and assists per game (5.6)... league tournament MVP... NABC All-District 2nd Team... 2022-23 Patriot League All-Rookie Team.



**4 Dusty Stromer**  
G | 6-6 | 200 | So.  
Sherman Oaks, Calif.  
Notre Dame  
Sport Management

|        | PPG | RPG | APG | SPG | BPG | FG%  | 3FG% | FT%  |
|--------|-----|-----|-----|-----|-----|------|------|------|
| 24-25  | 4.9 | 2.3 | 0.8 | 0.7 | 0.2 | 40.7 | 34.6 | 79.2 |
| WCC    | 4.3 | 1.5 | 0.6 | 0.5 | 0.4 | 36.8 | 27.9 | 78.6 |
| CAREER | 4.8 | 2.8 | 1.0 | 0.6 | 0.4 | 38.8 | 35.3 | 80.3 |
| 23-24  | 4.8 | 3.3 | 1.1 | 0.6 | 0.5 | 37.1 | 35.8 | 81.1 |
| 24WCC  | 4.2 | 3.0 | 0.9 | 0.6 | 0.4 | 37.5 | 35.9 | 78.6 |

126k followers on Instagram with 31 posts from August 2020

|                      |  |
|----------------------|--|
| <b>Season Highs:</b> | Points: 12-Portland (1/2/25)<br>Rebounds: 6-4x, last San Diego (1/8/25)<br>Assists: 2-5x, last Pepperdine (2/15/25)<br>Made 3s: 3-Baylor (1/14/24) |
| <b>Career Highs:</b> | Points: 15-USC (12/2/23)<br>Rebounds: 8-UCLA (11/22/23)<br>Assists: 5-2x, last at USD (1/20/24)<br>Made 3s: 4-USC (12/2/23)                        |

Started first 15 games as a freshman, appearing in all 35 games... Five double-digit scoring games last season... Led HS to CIF D1 title by averaging 17.3 ppg, 5.4 rpg, 2.2 apg and 1.2 spg a senior ... A repeat selection to the L.A. Times All-Star Team and all-CIFSS open division team ... Four-star recruit according to ESPN and 247Sports.



**5 Emmanuel Innocenti**  
F | 6-5 | 198 | So.  
Ranzanico, Italy/ Tarleton St.  
Undeclared Business Admin.  
*pronounced in-ah-CHIN-tee*

|        | PPG | RPG | APG | SPG | BPG | FG%  | 3FG% | FT%   |
|--------|-----|-----|-----|-----|-----|------|------|-------|
| 24-25  | 1.7 | 1.7 | 0.9 | 0.6 | 0.2 | 36.7 | 28.6 | 50.0  |
| WCC    | 2.4 | 2.3 | 1.1 | 0.7 | 0.3 | 36.8 | 31.8 | 100.0 |
| CAREER | 4.5 | 4.3 | 2.1 | 1.2 | 0.2 | 39.8 | 30.2 | 78.9  |
| 23-24  | 6.6 | 6.4 | 2.9 | 1.7 | 0.2 | 40.6 | 30.8 | 80.0  |
| 24WAC  | 7.4 | 6.2 | 3.0 | 1.9 | 0.3 | 42.1 | 38.3 | 71.9  |

When home in Italy likes going to the beach and being with friends

|                      |  |
|----------------------|--|
| <b>Season Highs:</b> | Points: 8-2x, last Pepperdine (2/15/25)<br>Rebounds: 5-at Pacific (2/8/25)<br>Assists: 5-at Portland (1/25/25)<br>Made 3s: 2-2x, last Pepperdine (2/15/25) |
| <b>Career Highs:</b> | Points: 19-UT Arlington (1/4/24)<br>Rebounds: 13-2x, Bakersfield (11/22/23)<br>Assists: 8-at LMU (12/29/23)<br>Made 3s: 3-at Seattle (2/10/24)             |

**2023-24 WAC All-defensive and All-Freshman teams...** One of five Texans to appear in all 35 games, making 33 starts... 1,109 minutes most by a freshman in Tarleton's D1 era... Among all freshmen in the nation, Innocenti ranked fourth in defensive rebounds per game (5.4), eighth in steals (1.7) and ninth in rebounds (6.4).



**11 Nolan Hickman**  
G | 6-2 | 190 | Sr.  
Seattle, Wash.  
Wasatch Academy  
Sport Management

|        | PPG  | RPG | APG | SPG | BPG | FG%  | 3FG% | FT%  |
|--------|------|-----|-----|-----|-----|------|------|------|
| 24-25  | 11.4 | 2.6 | 2.2 | 1.0 | 0.3 | 48.7 | 44.4 | 95.0 |
| WCC    | 12.2 | 2.4 | 2.4 | 1.2 | 0.4 | 48.8 | 44.8 | 93.8 |
| CAREER | 9.5  | 2.2 | 2.4 | 0.9 | 0.3 | 45.9 | 39.3 | 85.0 |
| 23-24  | 14.0 | 2.3 | 2.7 | 1.0 | 0.3 | 47.1 | 41.3 | 88.3 |
| 24WCC  | 15.2 | 2.1 | 3.1 | 1.2 | 0.3 | 48.0 | 45.5 | 82.9 |

Started and runs youth health & wellness "Give Back Foundation"

|                      |  |
|----------------------|--|
| <b>Season Highs:</b> | Points: 24-Santa Clara (1/18/25)<br>Rebounds: 7-Washington State (1/11/25)<br>Assists: 7-Pepperdine (2/15/25)<br>Made 3s: 6-Santa Clara (1/18/25)  |
| <b>Career Highs:</b> | Points: 24-2x, last Santa Clara (1/18/25)<br>Rebounds: 7-2x, last WSU (1/11/25)<br>Assists: 8-Baylor (12/2/22)<br>Made 3s: 6-Santa Clara (1/18/25) |

**Preseason All-WCC ... 2023-24 Second Team All-Conference...** 28 double-digit scoring games, four 20-point games... 2.8 3-pointers made per WCC game topped the league... Seven 5+ assist games in 2022-23 ... played in all 32 as a freshman ... 2021-22 WCC All-Freshman Team ... 24th-ranked Class of 2021



**13 Graham Ike**  
F | 6-9 | 250 | RSr.  
Aurora, Colo. | Wyoming  
Business Administration  
*pronounced Eek-kay*

|        | PPG  | RPG | APG | SPG | BPG | FG%  | 3FG% | FT%  |
|--------|------|-----|-----|-----|-----|------|------|------|
| 24-25  | 17.0 | 7.4 | 1.4 | 0.7 | 0.6 | 59.9 | 37.9 | 79.5 |
| WCC    | 17.6 | 7.9 | 1.4 | 0.9 | 0.8 | 61.1 | 33.3 | 82.9 |
| CAREER | 16.9 | 7.8 | 1.2 | 0.6 | 0.5 | 56.9 | 35.0 | 75.1 |
| 23-24  | 16.5 | 7.4 | 0.9 | 0.6 | 0.7 | 60.9 | 36.8 | 78.4 |
| 24WCC  | 18.4 | 6.9 | 0.9 | 0.5 | 1.0 | 64.0 | 33.3 | 83.6 |

Movie buff; lists The Wood and Lion King as favorites

|                      |   |
|----------------------|---|
| <b>Season Highs:</b> | Points: 28-vs. Kentucky (12/7/24)<br>Rebounds: 19-San Diego (1/8/25)<br>Assists: 4-2x, last at Portland (1/25/25)<br>Made 3s: 1-10x, last at USF (3/1/25)   |
| <b>Career Highs:</b> | Points: 35-Denver (12/2/21)<br>Rebounds: 19-San Diego (1/8/25)<br>Assists: 4-2x, last at Portland (1/25/25)<br>Blocks: 2-11x, last at Santa Clara (2/25/25) |

**Preseason All-WCC ... 2023-24 1st Team All-WCC ... Honorable Mention AP All-American...** WCC ranks: 2nd in ppg, 2nd in FG%, 6th in rebounds... 10 double-doubles... 15 20-point games, including 9 of the last 12 games of 2023-24 ... Sat out 2022-23 with injury ... 2022-23 Preseason Mountain West Player of the Year.



**22 Jun Seok Yeo**  
F | 6-8 | 218 | Jr.  
Seoul, Korea | Korea Univ.  
Sport Management  
*pronounced JUNE Suh-k YO*

|        | PPG | RPG | APG | SPG | BPG | FG%  | 3FG% | FT%  |
|--------|-----|-----|-----|-----|-----|------|------|------|
| 24-25  | 1.8 | 0.6 | 0.1 | 0.1 | 0.1 | 52.9 | 30.0 | 40.0 |
| WCC    | 1.0 | 0.9 | 0.0 | 0.0 | 0.1 | 42.9 | 25.0 | -    |
| CAREER | 2.1 | 1.0 | 0.2 | 0.1 | 0.2 | 46.0 | 18.8 | 61.5 |
| 23-24  | 2.3 | 1.2 | 0.2 | 0.1 | 0.2 | 43.5 | 13.6 | 66.7 |
| 24WCC  | 1.3 | 0.7 | 0.1 | 0.2 | 0.1 | 35.7 | 0.0  | 75.0 |

Names Drake favorite musician and Kimchi soup as favorite food

|                      |   |
|----------------------|---|
| <b>Season Highs:</b> | Points: 8-Umass Lowell (11/15/24)<br>Rebounds: 3-Pepperdine (2/15/25)<br>Assists: 1-Umass Lowell (11/15/24)<br>Made 3s: 1-3x, last Pepperdine (2/15/25) |
| <b>Career Highs:</b> | Points: 10-Arkansas PB (12/5/23)<br>Rebounds: 7-Eastern Or. (11/14/23)<br>Assists: 4-Eastern Ore. (11/14/23)<br>Made 3s: 2-MVST (12/11/23)              |

Appeared in 25 games, starting one in 2023-24... Attended the NBA Global Academy in Australia ... at 2021 FIBA U-19 World Cup in Latvia, Yeo avg'd a tournament-high 25.6 ppg, and 10.6 rpg which was 2nd in the event ... helped Korea's senior national team qualify for the FIBA Asia Cup 2021 avg'd 12.3 ppg and 4 rpg.



**24 Ismaila Diagne**  
C | 7-0 | 237 | Fr.  
Nguekhokhe, Senegal  
Undeclared  
*is-MY-lah dee-yawn-ee*

|        | PPG | RPG | APG | SPG | BPG | FG%  | 3FG% | FT%   |
|--------|-----|-----|-----|-----|-----|------|------|-------|
| 24-25  | 4.0 | 1.9 | 0.0 | 0.6 | 0.5 | 84.6 | -    | 83.3  |
| WCC    | 3.6 | 2.4 | 0.0 | 0.4 | 0.2 | 85.7 | -    | 100.0 |
| CAREER | 4.0 | 1.9 | 0.0 | 0.6 | 0.5 | 84.6 | 0.0  | 83.3  |

His favorite dinner dish is Chicken Vermicelli

|                      |   |
|----------------------|---|
| <b>Season Highs:</b> | Points: 9-at Santa Clara (2/25/25)<br>Rebounds: 4-at Santa Clara (2/25/25)<br>Assists:<br>Blocks: 2-Umass Lowell (11/15/24) |
| <b>Career Highs:</b> | Points: 9-at Santa Clara (2/25/25)<br>Rebounds: 4-at Santa Clara (2/25/25)<br>Assists:<br>Blocks: 2-Umass Lowell (11/15/24) |

Averaged 10.2 points, 7.8 rebounds, and 0.9 blocks for Real Madrid's Under-18 team ... Real Madrid won the Podgorica Tournament in 2023-24, and Diagne averaged 11 points and 7.8 rebounds in the event's four games ... Diagne appeared in four games in the Spanish Liga Endesa (ACB) with the Real Madrid national team.



**33 Ben Gregg**  
F | 6-10 | 230 | Sr.  
Clackamas, Ore.  
Clackamas  
Sport Management

|        | PPG | RPG | APG | SPG | BPG | FG%  | 3FG% | FT%  |
|--------|-----|-----|-----|-----|-----|------|------|------|
| 24-25  | 9.8 | 5.3 | 1.4 | 0.7 | 0.5 | 57.7 | 28.8 | 78.6 |
| WCC    | 9.8 | 5.3 | 1.7 | 0.9 | 0.4 | 63.3 | 37.1 | 74.3 |
| CAREER | 6.3 | 3.8 | 0.9 | 0.6 | 0.5 | 52.7 | 34.6 | 73.8 |
| 23-24  | 9.0 | 5.7 | 1.2 | 1.2 | 0.7 | 54.1 | 37.7 | 72.9 |
| 24WCC  | 9.6 | 6.4 | 1.8 | 1.3 | 0.7 | 53.5 | 33.3 | 75.0 |

Face of several Spokane TV commercials through NIL

|                      |  |
|----------------------|--|
| <b>Season Highs:</b> | Points: 24-2x, last at Portland (1/25/25)<br>Rebounds: 13-at Oregon State (1/16/25)<br>Assists: 5-3x, last at Pacific (2/8/25)<br>Made 3s: 4-at Portland (1/25/25)     |
| <b>Career Highs:</b> | Points: 24-2x, last at Portland (1/25/25)<br>Rebounds: 13-at Oregon State (1/16/25)<br>Assists: 5-5x, last at Pacific (2/8/25)<br>Blocks: 3-3x, last vs. LMU (1/30/24) |

Started last 19 games in 2023-24, appearing in all 35... Had at least one block or steal in 28 games ... 16 double digit scoring games... 7th-most WCC blocks in 2022-23... 17 appearances in 2021-22 ... graduated early, joined GU as a freshman in 2020-21, played in 18 games in 2020-21 ... No. 29 recruit in ESPN's top 100.



**34 Braden Huff**  
F | 6-10 | 250 | RSo.  
Glen Ellyn, Ill.  
Glenbard West  
Business Administration

|        | PPG  | RPG | APG | SPG | BPG | FG%  | 3FG% | FT%  |
|--------|------|-----|-----|-----|-----|------|------|------|
| 24-25  | 10.7 | 3.2 | 0.9 | 0.2 | 0.6 | 57.8 | 24.0 | 73.8 |
| WCC    | 9.9  | 2.8 | 0.9 | 0.3 | 0.8 | 58.6 | 25.0 | 70.0 |
| CAREER | 10.0 | 3.3 | 0.7 | 0.2 | 0.6 | 58.8 | 31.1 | 63.3 |
| 23-24  | 9.3  | 3.4 | 0.5 | 0.3 | 0.7 | 59.8 | 33.8 | 55.4 |
| 24WCC  | 9.1  | 3.3 | 0.7 | 0.1 | 0.9 | 61.0 | 33.3 | 57.1 |

Names Ironman as the superhero that resonates the most with him

|                      |   |
|----------------------|---|
| <b>Season Highs:</b> | Points: 25-Nicholls (12/18/24)<br>Rebounds: 8-LMU (2/6/25)<br>Assists: 4-vs. Davidson (11/29/24)<br>Made 3s: 2-at San Diego State (11/18/24)        |
| <b>Career Highs:</b> | Points: 26-at San Diego (1/20/24)<br>Rebounds: 9-2x, Jack. St. (12/20/23)<br>Assists: 4-vs. Davidson (11/29/24)<br>Made 3s: 3-2x, Portland (2/7/24) |

**2023-24 All-WCC Freshman Team...** Led WCC and was 13th in the country in 2-point FG% with 70%... 15 double-digit scoring games... Redshirted 2022-23 ... Four-star recruit ESPN and 247Sports .... Named Mr. Basketball in Illinois as senior, averaged 16.4 points, 5.7 rebounds, 3.2 assists and 1.3 steals while shooting 61 FG%.



**99 Khalif Battle**  
G | 6-5 | 185 | Gr.  
Hillside, N.J. | Arkansas  
M.A. Organizational Leadership  
*pronounced KAY-liff*

|        | PPG  | RPG | APG | SPG | BPG | FG%  | 3FG% | FT%  |
|--------|------|-----|-----|-----|-----|------|------|------|
| 24-25  | 12.9 | 3.5 | 1.5 | 1.0 | 0.1 | 43.6 | 33.8 | 93.9 |
| WCC    | 13.6 | 3.1 | 1.4 | 0.9 | 0.1 | 44.3 | 33.3 | 94.6 |
| CAREER | 13.2 | 3.3 | 1.4 | 0.8 | 0.1 | 41.3 | 35.0 | 87.5 |
| 23-24  | 14.8 | 3.3 | 1.3 | 0.8 | 0.3 | 40.6 | 35.3 | 87.3 |
| 24SEC  | 14.2 | 3.2 | 1.3 | 1.0 | 0.4 | 39.5 | 31.4 | 88.9 |

Older brother Tyus was All-ACC in 2018 and 2019 at Syracuse

|                      |  |
|----------------------|--|
| <b>Season Highs:</b> | Points: 26-at LMU (1/4/25)<br>Rebounds: 7-Arizona State (11/10/24)<br>Assists: 3-3x, last at Pepperdine (12/30/24)<br>Made 3s: 4-5x, last Pepperdine (2/15/25) |
| <b>Career Highs:</b> | Points: 42-Missouri (2/24/24)<br>Rebounds: 11-Tulsa (1/26/21)<br>Assists: 6-MD Eastern Shore (12/20/22)<br>Made 3s: 6-2x, Missouri (2/24/24)                   |

Spent time at Butler, Temple, and Arkansas... Had 12 20-point games in 2023-24... Ranked 10th in the NCAA (1st in the AAC) in free throw percentage (89.8%) in 2022-23... Received a medical redshirt in 2021-22... 2020-21 Third Team All-AAC... In high school, was the 2018-19 Times of Trenton Boys Basketball Player of the Year.

GAME 32: WCC TOURNAMENT SEMIFINALS - vs. SAN FRANCISCO

**ZAGS**





## GENERAL

Location..... Spokane, Wash.  
Founded..... 1887  
Total Enrollment..... 7,253  
Undergraduate..... 5,093  
Master's Students..... 1,407  
Doctoral Students..... 255  
Law Students..... 498  
Campus Size..... 152 acres  
Nickname..... Bulldogs  
Colors..... Navy and white  
Conference..... West Coast (WCC)

## ADMINISTRATION

President..... Dr. Thayne M. McCulloh  
Alma Mater..... Gonzaga '89  
Athletic Director..... Chris Standiford  
Alma Mater..... Gonzaga '91  
Athletic Phone..... (509) 313-4202  
Ticket Office Phone..... (509) 313-6000

## SPORTS INFORMATION

Asst. AD/Communications (MBB)..... Barrett Henderson  
Office Phone..... (509) 313-4288  
Cell Phone..... (541) 805-5687  
Email..... hendersonb@gonzaga.edu  
SID Mailing Address  
..... Gonzaga Athletics  
..... 502 E. Boone Ave.  
..... Spokane, WA 99258-0066  
Web Site..... www.GoZags.com  
Twitter..... @ZagMBB  
Instagram..... @ZagMBB  
Facebook..... /ZagMBB

## RADIO INFORMATION

Gonzaga Sports Properties - Learfield  
Contact..... Mark Livingston  
Phone..... (509) 313-5729  
Play-by-Play Announcer..... Tom Hudson  
Email..... tomhudson@icloud.com  
Analyst..... Adam Morrison  
*Coverage Area and Stations*  
Moses Lake..... KWIQ 1020 AM  
Pasco..... KFLD 98.7 FM  
Pasco..... KFLD 870 AM  
Spokane..... KFOO 96.1 FM  
Spokane..... KQNT 590 AM  
St. Maries..... KOFE 1240 AM  
Walla Walla..... KHSS 102.3 FM  
Wenatchee..... KKRT 900 AM

## MCCARTHEY ATHLETIC CENTER

Year Opened..... 2004  
Capacity..... 6,000  
Consecutive sellouts..... 309 (11/19/04-present)  
Straight sellouts overall..... 328 (since 11/8/01)  
Record..... 289-20 (.939)  
Undeclared seasons (last)..... 7 (2021-22)  
Conference Record..... 156-10 (.943)  
Undeclared seasons (last)..... 12 (2021-22)

## 2024-25 ROSTER

### NUMERICAL

| No. | Name               | Pos. | Ht.  | Wt. | Yr. | Hometown/High School/College                           |
|-----|--------------------|------|------|-----|-----|--|
| 0   | Ryan Nembhard      | G    | 6-0  | 180 | SR  | Aurora, ON/Montverde/Creighton                         |
| 1   | Michael Ajayi      | G    | 6-7  | 228 | SR  | Kent, WA/Kentwood/Pepperdine                           |
| 2   | Steele Venters     | G    | 6-7  | 200 | RJR | Ellensburg, WA/Ellensburg/Eastern Washington           |
| 3   | Braeden Smith      | G    | 6-0  | 170 | JR  | Seattle, WA/Seattle Prep/Colgate                       |
| 4   | Dusty Stromer      | G    | 6-6  | 200 | SO  | Sherman Oaks, CA/Notre Dame                            |
| 5   | Emmanuel Innocenti | F    | 6-5  | 198 | SO  | Ranzanico, Italy/ITC Piero Calamandrei/Tarleton State  |
| 7   | Cade Orness        | G    | 6-3  | 185 | FR  | Poulsbo, WA/North Kitsap                               |
| 10  | Joaquim ArauzMoore | G    | 6-1  | 175 | RFR | Ross, CA/Branson                                       |
| 11  | Nolan Hickman      | G    | 6-2  | 190 | SR  | Seattle, WA/Wasatch Academy                            |
| 13  | Graham Ike         | F    | 6-9  | 250 | RSR | Aurora, CO/Overland/Wyoming                            |
| 14  | Graydon Lemke      | F    | 6-10 | 190 | FR  | Las Vegas, NV/Faith Lutheran                           |
| 15  | Joe Few            | G    | 6-0  | 170 | RJR | Spokane, WA/Gonzaga Prep                               |
| 22  | Jun Seok Yeo       | F    | 6-8  | 218 | JR  | Seoul, South Korea/NBA Global Academy/Yongsan/Korea U. |
| 24  | Ismaila Diagne     | C    | 7-0  | 237 | FR  | Nguekhokhe, Senegal                                    |
| 33  | Ben Gregg          | F    | 6-10 | 230 | SR  | Clackamas, OR/Clackamas                                |
| 34  | Braden Huff        | F    | 6-10 | 250 | RSO | Glen Ellyn, IL/Glenbard West                           |
| 35  | Noah Haaland       | F    | 6-9  | 245 | RJR | Rathdrum, ID/Classical Christian/Allan Hancock College |
| 99  | Khalif Battle      | G    | 6-5  | 185 | GR  | Hillside, NJ/Trenton Catholic/Arkansas                 |

### ALPHABETICAL

| No. | Name               | Pos. | Ht.  | Wt. | Yr. | Hometown/High School/College                           |
|-----|--------------------|------|------|-----|-----|--|
| 1   | Michael Ajayi      | G    | 6-7  | 228 | SR  | Kent, WA/Kentwood/Pepperdine                           |
| 10  | Joaquim ArauzMoore | G    | 6-1  | 175 | RFR | Ross, CA/Branson                                       |
| 99  | Khalif Battle      | G    | 6-5  | 185 | GR  | Hillside, NJ/Trenton Catholic/Arkansas                 |
| 24  | Ismaila Diagne     | C    | 7-0  | 237 | FR  | Nguekhokhe, Senegal                                    |
| 15  | Joe Few            | G    | 6-0  | 170 | RJR | Spokane, WA/Gonzaga Prep                               |
| 33  | Ben Gregg          | F    | 6-10 | 230 | SR  | Clackamas, OR/Clackamas                                |
| 35  | Noah Haaland       | F    | 6-9  | 245 | RJR | Rathdrum, ID/Classical Christian/Allan Hancock College |
| 11  | Nolan Hickman      | G    | 6-2  | 190 | SR  | Seattle, WA/Wasatch Academy                            |
| 34  | Braden Huff        | F    | 6-10 | 250 | RSO | Glen Ellyn, IL/Glenbard West                           |
| 13  | Graham Ike         | F    | 6-9  | 250 | RSR | Aurora, CO/Overland/Wyoming                            |
| 5   | Emmanuel Innocenti | F    | 6-5  | 198 | SO  | Ranzanico, Italy/ITC Piero Calamandrei/Tarleton State  |
| 14  | Graydon Lemke      | F    | 6-10 | 190 | FR  | Las Vegas, NV/Faith Lutheran                           |
| 0   | Ryan Nembhard      | G    | 6-0  | 180 | SR  | Aurora, ON/Montverde/Creighton                         |
| 7   | Cade Orness        | G    | 6-3  | 185 | FR  | Poulsbo, WA/North Kitsap                               |
| 3   | Braeden Smith      | G    | 6-0  | 170 | JR  | Seattle, WA/Seattle Prep/Colgate                       |
| 4   | Dusty Stromer      | G    | 6-6  | 200 | SO  | Sherman Oaks, CA/Notre Dame                            |
| 2   | Steele Venters     | G    | 6-7  | 200 | RJR | Ellensburg, WA/Ellensburg/Eastern Washington           |
| 22  | Jun Seok Yeo       | F    | 6-8  | 218 | JR  | Seoul, South Korea/NBA Global Academy/Yongsan/Korea U. |

## COACHING AND SUPPORT STAFF

Head Coach: Mark Few (26th Season), Oregon, 1987  
Assistant Coach: Brian Michaelson (12th Season), Gonzaga, 2005  
Assistant Coach: R-Jay Barsh (Second Season) Puget Sound, 2007  
Assistant Coach: Stephen Gentry (Fourth Season), Gonzaga, 2006  
Assistant Coach: Zach Norvell Jr. (Second Season), Gonzaga, 2023  
Assistant Coach - Director of Operations: Jorge Sanz (Sixth Season), Florida Atlantic, 2011  
General Manager: Kurt Baumbauer (Third Season), Gonzaga, 2017  
Video Coordinator: A.J. Few (First Season), Gonzaga, 2022  
Strength and Conditioning: Travis Knight (19th Season), Gonzaga, 2000  
Athletic Trainer: Josh Therrien (Ninth Season), Washington State, 2007  
Graduate Assistant: JP Batista (Second Season), Gonzaga, 2006  
Graduate Assistant: Mo Bethea III (First Season), Warner Pacific, 2020

## PRONUNCIATION GUIDE

Gonzaga: Gone-ZAG-uh (Zag rhymes with "bag")  
Graham IKE: Ee-kay  
Michael AJAYI: ah-JIGH-yee  
ISMAILA DIAGNE: Is-my-lah dee-yawn-knee  
Emmanuel INNOCENTI: Inn-ah-CHIN-tee  
JUN SEOK YEO: JUNE Suh-k YO  
KHALIF Battle: KAY-liff

## BREAKDOWN BY CLASS

Graduate (1): Battle  
Senior (5): Ajayi, Gregg, Hickman, Ike, Nembhard  
Junior (5): Few, Haaland, Smith, Venters, Yeo  
Sophomore (3): Huff, Innocenti, Stromer  
Freshman (4): ArauzMoore, Diagne, Lemke, Orness

## HEAD COACH - MARK FEW



**NATIONAL  
FINALIST**  
2021 & 2017



**GOLD  
MEDALIST**  
2024



**22 REGULAR  
SEASON TITLES**  
19 WCC  
TOURNAMENT TITLES  
14-TIME WCC  
COACH OF THE YEAR



**25 APPEARANCES**  
13 SWEET SIXTEENS  
5 ELITE EIGHTS  
2 FINAL FOURS



**NATIONAL  
COACH OF  
THE YEAR**



Gonzaga University head coach Mark Few has established himself as one of the most successful coaches in NCAA Division I basketball annals in his 25 seasons at the helm, and in the process has made Bulldog basketball a household name across the country. He served as an assistant coach at GU for 10 seasons prior to take the reins of the program. Few has put together one of the most dominating runs in NCAA history, especially in the West Coast Conference. The Zags have won or shared 22 regular season league titles in his 25 seasons (all but the 1999-2000, 2011-12 and 2023-24 seasons) and taken home the conference tournament championship 19 times. The Bulldogs won or shared 11 straight West Coast Conference regular-season titles from 2000-11 and from 2012-23, which are the third-best streaks all-time in the NCAA Division I ranks behind UCLA's 13 Pac-10 Conference titles from 1967-79 and Kansas's 14 Big 12 Conference titles from 2005-18. Few led Gonzaga to the national championship game in the program's first-ever Final Four in 2017, and again in the second Final Four in 2021. Under Few, GU has appeared in five Elite Eight appearances (2015, 2017, 2019, 2021 and 2023) and 13 Sweet 16 appearances (2000, '01, '06, '09, '15, '16, '17, '18, '19, '21, '22, '23, '24). He has coached 22 All-Americans, nine Academic All-Americans, 102 all-conference selections, 17 WCC Players of the Year, 10 league newcomers of the year and nine league defenders of the year. Few has also cultivated NBA talent, including current NBA players in Domantas Sabonis, Kelly Olynyk, Zach Collins, Rui Hachimura, Brandon Clarke, Jalen Suggs, Corey Kispert, Chet Holmgren, Andrew Nembhard, Julian Strawther and Anton Watson. He also helped recruit and develop Dan Dickau, Richie Frahm, Adam Morrison, Jeremy Pargo, Elias Harris, Austin Daye, Rob Sacre, Ronny Turiaf, Kevin Pangos, Filip Petrushev, Killian Tillie and Joel Ayayi all NBA players. Morrison was the highest-drafted player in GU history when he was taken No. 3 overall by the Charlotte Bobcats in 2006, but Holmgren was taken second overall by the Oklahoma City Thunder in the 2022 draft.

Entering the 2024-25 Season, Few:

- Is the winningest active coach by percentage at .836 (688-135)
- Second fastest to 700 wins in NCAA Div. 1 history, reaching the milestone in 840 games
- Is in the Top 15 among active Division I coaches for most 20-win seasons with 25, never having won less than 20 games in a season ... Is first for most consecutive 20-win seasons for active coaches with 25

Few won a gold medal with Team USA at the Summer Olympics in Paris. He was an assistant coach for Team USA on the 2023 FIBA World Cup and the 2024 Olympics. The staff included Head Coach and Golden State Warriors Head Coach Steve Kerr, Miami Heat Head Coach Erik Spoelstra and Clippers Head Coach Tyrone Lue. Few boasts plenty of USA Basketball experience. Serving as an assistant coach at the 2018 USA National Team minicamp, Few was named an assistant coach for the 2019 USA Men's Select Team, a team that helped prepare the USA World Cup Team prior to playing in China. He returned in 2021 as an assistant coach for the USA Men's Select Team to help prepare the gold medalist U.S. Olympic Team prior to playing in Tokyo. He served as head coach of the 2015 U.S. Pan American Men's Basketball Team, a squad composed of collegiate players, and led the team to a bronze medal, and he also was an assistant coach for the gold medalist 2012 USA U18 National Team and a court coach for the 2009 USA Men's U19 World Cup/World University Games Team training camp.

Few will receive the John R. Wooden Award "Legends of Coaching" Award, presented by Principal Financial Group, in 2025. The "Legends of Coaching" honor recognizes coaches who exemplify Coach Wooden's high standard of coaching success and personal integrity.

For all that Few has accomplished on the court, his achievements off of it are equally impressive. In 2002, Mark and his wife Marcy initiated the Spokane branch of Coaches vs Cancer. The Few's annual event would become the largest Coaches vs Cancer fundraiser across the country. Quietly and without fanfare, Few has created a culture of giving at Gonzaga. In 2007, Gonzaga began hosting the Ronald McDonald House Charities Classic. For six seasons, these annual games helped raise over \$750,000 for Spokane's Ronald McDonald House. Building on their success with Coaches vs Cancer, the Fews and others in the Spokane region launched the Community Cancer Fund in 2014 to keep more money in the local market while devoting more resources to cancer patients, their families and the local organizations that serve them. In the last six years, the Community Cancer Fund has raised over 17 million dollars bringing the total raised over 18 years between the organizations to well over 25 million dollars. Among the highlights, the charity established a 3-million-dollar endowment to fund Camp Good Times, a week-long summer camp for kids with cancer. The Community Cancer Fund worked to increase lodging options for cancer patients and their families traveling to the region for treatment, which included the completion and opening of a 5-million-dollar Hospitality Center at Kootenai Health and a campus expansion of Spokane's Ronald McDonald House.

**GAME 32: WCC TOURNAMENT SEMIFINALS - vs. SAN FRANCISCO**

### HEAD COACH

| Year         | Overall    |            | Conf.      |           | WCC    | Post-Season      |
|--------------|------------|------------|------------|-----------|--------|------------------|
|              | W          | L          | W          | L         | Finish |                  |
| 2025         | 23         | 8          | 14         | 4         | 2nd    |                  |
| 2024         | 27         | 8          | 14         | 2         | 2nd    | NCAA Sweet 16    |
| 2023         | 31         | 6          | 14         | 2         | T-1st  | NCAA Elite Eight |
| 2022         | 28         | 4          | 13         | 1         | 1st    | NCAA Sweet 16    |
| 2021         | 31         | 1          | 15         | 0         | 1st    | NCAA Runner-Up   |
| 2020         | 31         | 2          | 15         | 1         | 1st    | NCAA Canceled    |
| 2019         | 33         | 4          | 16         | 0         | 1st    | NCAA Elite Eight |
| 2018         | 32         | 5          | 17         | 1         | 1st    | NCAA Sweet 16    |
| 2017         | 37         | 2          | 17         | 1         | 1st    | NCAA Runner-Up   |
| 2016         | 28         | 8          | 15         | 3         | T-1st  | NCAA Sweet 16    |
| 2015         | 35         | 3          | 17         | 1         | 1st    | NCAA Elite Eight |
| 2014         | 29         | 7          | 15         | 3         | 1st    | NCAA 3rd Round   |
| 2013         | 32         | 3          | 16         | 0         | 1st    | NCAA 3rd Round   |
| 2012         | 26         | 7          | 13         | 3         | 2nd    | NCAA 3rd Round   |
| 2011         | 25         | 10         | 11         | 3         | T-1st  | NCAA 3rd Round   |
| 2010         | 27         | 7          | 12         | 2         | 1st    | NCAA 2nd Round   |
| 2009         | 28         | 6          | 14         | 0         | 1st    | NCAA Sweet 16    |
| 2008         | 25         | 8          | 13         | 1         | 1st    | NCAA 1st Round   |
| 2007         | 23         | 11         | 11         | 3         | 1st    | NCAA 1st Round   |
| 2006         | 29         | 4          | 14         | 0         | 1st    | NCAA Sweet 16    |
| 2005         | 26         | 5          | 12         | 2         | 1st    | NCAA 2nd Round   |
| 2004         | 28         | 3          | 14         | 0         | 1st    | NCAA 2nd Round   |
| 2003         | 24         | 9          | 12         | 2         | 1st    | NCAA 2nd Round   |
| 2002         | 29         | 4          | 13         | 1         | 1st    | NCAA 1st Round   |
| 2001         | 26         | 7          | 13         | 1         | 1st    | NCAA Sweet 16    |
| 2000         | 26         | 9          | 11         | 3         | 2nd    | NCAA Sweet 16    |
| <b>TOTAL</b> | <b>738</b> | <b>151</b> | <b>360</b> | <b>40</b> |        |                  |

### ASSISTANT COACH

| Year | Overall |    | Conf. |   | WCC    | Post-Season      |
|------|---------|----|-------|---|--------|------------------|
|      | W       | L  | W     | L | Finish |                  |
| 1999 | 28      | 7  | 12    | 2 | 1st    | NCAA Elite Eight |
| 1998 | 24      | 10 | 10    | 4 | 1st    | NIT - 2nd Round  |
| 1997 | 15      | 12 | 8     | 6 | T-4th  |                  |
| 1996 | 21      | 9  | 10    | 4 | T-1st  | NIT              |
| 1995 | 21      | 9  | 7     | 7 | 4th    | NCAA             |
| 1994 | 22      | 8  | 12    | 2 | 1st    | NIT 2nd Round    |
| 1993 | 19      | 9  | 10    | 4 | 2nd    |                  |
| 1992 | 20      | 10 | 8     | 6 | 3rd    |                  |

### GRADUATE ASSISTANT COACH

| Year | Overall |    | Conf. |    | WCC    | Post-Season |
|------|---------|----|-------|----|--------|-------------|
|      | W       | L  | W     | L  | Finish |             |
| 1991 | 14      | 14 | 5     | 9  | 4th    |             |
| 1990 | 8       | 20 | 3     | 11 | 8th    |             |

WCC Regular-Season Titles (25)

2013-23; 2001-11; 1998-99; 1996; 1994

WCC Tournament Titles (21)

2020-23; 2013-18; 2009-11; 2004-07; 1999-02; 95

WCC Tournament Championship Games (29)

1998-2024; 1995-96; 1992

NCAA Tournament Appearances (25)

1999-2024; 1995

NIT Appearances (3) 1998, 1996, 1994

**ZAGS**



## SCOUTING THE DONS

- San Francisco advanced to the WCC Tournament semifinals for the fourth straight season with an 86-75 win over Washington State in the quarterfinals Sunday night.
- In the win over WSU, Ryan Beasley scored a game-high 29 points to lead San Francisco. He made 10-of-15 from the field, including 4-of-8 from behind-the-arc. Malik Thomas added 18 points, while Tyrone Riley IV had 10 points. Barry Wang finished with 10 points and 10 rebounds. USF outrebounded the Cougars, 49-25. The Dons had a 21-5 advantage in offensive rebounds, finishing with a 21-4 edge in second chance points.
- Thomas leads the conference in scoring at 19.1 points per outing, and 20.3 per league game. He also tops the WCC with 1.7 steals per contest.
- Thomas was named First Team All-WCC, while Riley IV was tabbed to the league's All-Freshman Team.
- USF leads the conference, and is third in the nation, in three-point defense allowing only 28.5 percent shooting.

## SERIES INFO

- This is the 98th all-time meeting between GU and San Francisco. The Bulldogs have a 75-22 advantage in the series.
- Gonzaga is 54-4 against San Francisco under Mark Few.
- The Zags have won 31 straight versus the Dons. USF's last win in the series came on Feb. 18, 2012, 66-65, at USF.
- The Bulldogs and Dons have met in the WCC semifinals in five of the last seven tournaments, including the last three.
- GU has won six of the seven all-time meetings in the West Coast Conference Tournament, including the latest in last season's semifinals, 89-77.
- In the first meeting this season in Spokane on Feb. 13, Gonzaga beat San Francisco 88-77. Three Bulldogs finished with double-doubles, and five total finished in double-digit scoring with a sixth at nine points. Graham Ike finished with 18 points and 13 rebounds, while Ryan Nembhard had 18 points and 13 assists. The game was tied at 38 at halftime, before GU opened the second half on a 20-8 run.
- In last season's meeting in San Francisco, No. 23 Gonzaga pulled away from the Dons for an 86-68 in the Chase Center. Graham Ike led with 26 points, while Nolan Hickman scored 22 points and Ryan Nembhard added 15. The Zags led 35-34 at halftime, before opening the second half on a 13-0 run.
- Gonzaga has won 35 in-a-row in Spokane in the series, including all 20 in the McCarthy Athletic Center.
- The Bulldogs are 41-2 against USF in Spokane all-time. The Dons last won in Spokane in 1989, 67-64.
- GU is 27-18 all-time at San Francisco. The Bulldogs have won the last 12 matchups at USF.
- San Francisco edged GU, 64-62, in the first-ever meeting at USF on Jan. 28, 1961.

## UP NEXT

- With a win, Gonzaga plays in the 2025 Credit Union 1 West Coast Conference Tournament Championship Game in the Orleans Arena in Las Vegas Tuesday at 6 p.m.
- The Zags' opponent will be the winner of Monday's first semifinal between top-seeded Saint Mary's and a team to be determined.

## VIVA LAS ZAGAS

- Gonzaga is 66-17 all-time in the West Coast Conference Tournament with 21 titles and 30 finals appearances, including each of the last 27 seasons.
- The Zags are 52-6 under Mark Few in the WCC Tournament with title-game appearances in all 25 seasons.
- The Zags are 33-4 in the WCC Tournament since 2009,

## GAME 32: WCC TOURNAMENT SEMIFINALS - vs. SAN FRANCISCO

when the event moved to Las Vegas.

- GU's four losses in the event in Las Vegas have all been to Saint Mary's, the 2010, 2012, 2019 and 2021 championship games.
- The Bulldogs were 34-13 in the conference tournament prior to it coming to Vegas.
- The Zags have never lost an opening game of the tournament in Las Vegas, winning all 16.
- Gonzaga has won the opening game of tournament the past 27 years, dating back to a loss in 64-59 in the 1997 quarterfinals to fourth-seeded San Diego as a fifth-seed.
- The Bulldogs are 32-6 in opening games at the event, including 14-6 in the quarterfinals (nine straight wins).
- Gonzaga has won in the WCC tournament semifinals in each of the past 27 years. The Zags last loss in the WCC semifinals was 1994, 83-75, to San Diego in Santa Clara.
- The Bulldogs are 30-2 in semifinal games at the tournament, winning all 16 in Las Vegas.
- Gonzaga is 12-4 in the WCC Tournament finals played in Las Vegas.
- The Bulldogs are 21-9 in championship games at the tournament.

## ZAG TRIO NAMED ALL-WCC FIRST TEAM

- Nolan Hickman, Graham Ike, and Ryan Nembhard were named First Team All-West Coast Conference.
- Ike and Nembhard earned the honor for the second straight season, while Hickman was second team in 2023-24.
- All five major individual awards – along with the All-West Coast Conference Teams and the All-Freshman Team – were voted on solely by the league's nine head coaches.

## HUFF NAMED TO WCC ALL-ACADEMIC TEAM

- Braden Huff was named to the 2025 West Coast Conference Academic Team.
- Huff boasts a 3.48 grade point average as a Business Administration major, with a concentration in marketing.
- On the court, Huff is scoring 10.7 points per game at 57.8 percent shooting from the field.

## NEMBARD NAMED WCC PLAYER OF THE WEEK

- After dishing out 31 assists in wins at Santa Clara and San Francisco, Gonzaga's Ryan Nembhard earned his second Heluva Good Dip West Coast Conference Men's Basketball Player of the Week honors in the last three weeks.
- Nembhard tied the program record with a career-high 16 assists in the 95-75 victory over USF.
- He became the first player with consecutive 15-assist games versus NCAA Division I opponents since 2011.
- At Santa Clara, he became the first Division I player with two 15-assist games against the same opponent in a single season in 22 years.
- Nembhard had six turnovers to his 31 assists in the week.

## ZAGS CLOSE TO 25 WINS ... AGAIN

- The Bulldogs are two wins away from 25 wins this season.
- Gonzaga has won at least 25 games in each of the last 17 consecutive seasons, which is a NCAA Div. 1 record.
- The Zags have reached the 25-win plateau in 20 of the last 21 seasons, and 24 of the last 26.

## NET AND SEEDING

- Gonzaga is currently 8 in the NET. These are the seeds the No. 8 team in the final NET rankings received in the NCAA Tournament since the NET started in 2018-19.
- 2024 - North Carolina (1 seed)
- 2023 - UConn (4 seed)

## SEASON RECORDS

### TEAM

- Broke - WCC Season Assist (WCC games)
- Broke - Gonzaga Game Assist
- On Pace - WCC Season FT Percentage (Overall games)
- On Pace - Gonzaga Season FT Percentage
- 3rd - Gonzaga Season Scoring Average
- 3rd - Gonzaga Season Assist

### RYAN NEMBARD

- Broke - Canadian NCAA Division 1 Career Assist
- Broke - WCC Season Assist (WCC games)
- Broke - WCC Season Assist (Overall games)
- Broke - WCC Season Assist Average (WCC games)
- Broke - Gonzaga Season Assist
- Tied - Gonzaga Single Game Assist
- Tied - WCC Single Game Assist (WCC games)
- On Pace - WCC Season Assist Average (Overall games)
- 5th - Gonzaga Career Assist
- 11th - NCAA Season Assist Average
- 13th - NCAA Season Assist
- 30th - NCAA Career Assist

### KHALIF BATTLE

- 3rd - WCC FT Percentage (Overall games)
- 8th - WCC FT Percentage (WCC games)
- 2nd - Gonzaga Season FT Percentage

## PRESEASON AND IN-SEASON NODS

- Ryan Nembhard
- No. 61 - Lindy's Magazine Top 150 Players
- Lindy's Magazine All-Ironman Team
- Lindy's Magazine First Team All-WCC
- Lindy's Magazine WCC Top Playmaker
- The Athletic HM Preseason All-American
- No. 26 - CBS Sports Top 100 Players
- Bob Cousy Preseason Watch List
- Naismith Player of the Year Preseason Watch List
- Wooden Award Preseason Watch List
- Lute Olson Award Early Season Watch List
- Wooden Award Midseason Top 25 Watch List
- Oscar Robertson Trophy Midseason Watch List
- Bob Cousy Top 10 Watch List
- Wooden Award Late Midseason Top 20 Watch List
- Naismith Player of the Year Midseason Team
- All-WCC First Team

- Graham Ike
- No. 17 - Lindy's Magazine Top 150 Players
- Blue Ribbon Magazine Third Team All-American
- Blue Ribbon Magazine All-Conference Team
- Blue Ribbon Magazine WCC Player of the Year
- Lindy's Magazine First Team All-WCC
- Lindy's Magazine WCC Player of the Year
- Jon Rothstein's Third Team All-American
- The Athletic Second Team Preseason All-American
- No. 52 - CBS Sports Top 100 Players
- Karl Malone Preseason Watch List
- Naismith Player of the Year Preseason Watch List
- Wooden Award Preseason Watch List
- Oscar Robertson Trophy Midseason Watch List
- Karl Malone Top 10 Watch List
- Naismith Player of the Year Midseason Team
- All-WCC First Team

- Michael Ajayi
- No. 29 - Lindy's Magazine Top 150 Players
- Blue Ribbon Magazine All-Conference Team
- Lindy's Magazine First Team All-WCC
- Lindy's Magazine WCC Top NBA Prospect
- No. 53 - CBS Sports Top 101 Transfers
- Julius Erving Preseason Watch List

- Nolan Hickman
- No. 91 - Lindy's Magazine Top 150 Players
- Lindy's Magazine Second Team All-WCC
- Lindy's Magazine WCC Top Shooter
- All-WCC First Team

- Khalif Battle
- No. 142 - Lindy's Magazine Top 150 Players
- Lindy's Magazine Third Team All-WCC
- Blue Ribbon Magazine WCC Newcomer of the Year
- No. 73 - CBS Sports Top 101 Transfers







2022 - Texas (2 seed)  
2021 - Ohio State (2 seed)  
2019 - Michigan State (2 seed)

## THE POINT GOD

- Nembhard's 10.0 assists per game tops the nation. Purdue's Braden Smith is second at 8.7.
- Nembhard tied the program record with a career-high 16 assists in the victory over San Francisco in the Chase Center. It also matched the WCC record in league play.
- Entering the win at Santa Clara, Nembhard needed five assists to break Emmett Naar of Saint Mary's WCC season assist record of 284 set in 2017-18. Nembhard finished with 15 assists in the win to set a new record.
- Nembhard broke his own school record from most in a single season in program history in the win at Pacific.
- Nembhard became the first Zag with two 200+ assists in a single season:
  1. *Ryan Nembhard (2024-25) - 311*
  2. Ryan Nembhard (2023-24) - 243
  3. Josh Perkins (2018-19) - 234
  4. Matt Santangelo (1999-00) - 225
  5. Blake Stepp (2003-04) - 207
  6. John Stockton (1983-84) - 201
- Nembhard became the first player in the country to eclipse the 100, 200, and 300-assist marks this season.
- Nembhard's 4.26 assist-to-turnover ratio is second in the country. (CJ Fulton, Charleston 4.85)
- He is currently second in the West Coast Conference at 35:06 minutes per game.
- Nembhard led the WCC averaging 10.1 assists per league game. The previous conference record is 9.2 set by Orlando Smart of San Francisco in 1991.
- Nembhard tops the country among active leaders in career assists with 849. Dajuan Harris Jr. of Kansas is second at 839. Nembhard's 6.53 assist career average is fourth among active leaders, and his 2.69 assist to turnover is fourth.
- The Gonzaga program career assist record is 712 set by Josh Perkins (2015-19), Nembhard's two-year Gonzaga total of 554 assists is tied for fifth in GU's all-time Top 10 with John Stockton from 1981-84. Jeremy Pargo is fourth at 589 from 2006-09.
- Nembhard has 18 double-digit assist outings, the most in the country, out of the 31 games this season, with a conference-best 12 double-doubles (14th in NCAA D1).
- Last season, Nembhard became the first Bulldog to have back-to-back double-digit assist games since Derek Raivio had 11 assists versus Portland State and 13 assists against Montana to open the 2004-05 season.
- Nembhard was the first Zag to get back-to-back double-doubles with assists since Dan Dickau on Jan. 12 and 13, 2001 (13 pts, 10 asts at USF and 15 pts, 12 asts at SMC).
- From statistician Jared Berson,  
*Gonzaga's Ryan Nembhard did it again in January.*
  - 8 games
  - 84 assists (10.5 APG)
  - 14 turnovers
  - 6/1 assist/turnover ratio
- *There have now been 2 months in the last 15 years in which a player averaged 10 assists & a 5/1 or better A/TO ratio and Nembhard has both this season.*
- *Nembhard in 8 games in November:*
  - 86 assists (10.8 per game)
  - 14 turnovers

**GAME 32: WCC TOURNAMENT SEMIFINALS - vs. SAN FRANCISCO**

- *That's a 6.14/1 assist to turnover ratio.*

- *He's the only player in the last 15 seasons to average 10 assists & a 5/1 or better A/TO ratio in any calendar month with at least 5 games played.*

- He set a new Canadian record for career assists by a NCAA Div. 1 player.

Current All-Time Canadian D1 Assists Leaders:

1. Ryan Nembhard (Creighton/Gonzaga) 849
2. Marcus Carr (Pittsburgh/Minnesota/Texas) 747
3. Andrew Nembhard (Florida/Gonzaga) 691

- No Canadian player in Div. 1 has averaged more than seven assists per game.

- Only five players have finished a season averaging double-digit assists per game over the last 30 years ...

1. Yuri Collins (St. Louis, 2022-23): 10.1 apg
2. Nelson Haggerty (Baylor, 1994-95): 10.1 apg
3. Ja Morant (Murray State, 2018-19): 10.0 apg
4. Chris De La Rosa (UMBC, 2011-12): 10.0 apg
5. Jason Brickman (LIU Brooklyn, 2013-14): 10.0 apg

- Nembhard finished with a career-high and single game tournament record 14 assists against Davidson in the Battle 4 Atlantis. He totaled 39 assists in the three-game event, setting a new tournament record, to just eight turnovers.

WCC Single Season Assist Record – All Games

1. *Ryan Nembhard, GU (2024-25): 311*
2. Emmett Naar, SMC (2017-18): 284
3. Terrell Lowery, LMU (1990-91): 283

WCC Single Season Assist Record – WCC Games

1. *Ryan Nembhard, GON (2024-25): 181*
2. Kyle Collinsworth, BYU (2015-16) 136
3. Emmett Naar, SMC (2017-18): 133

## MILESTONE WATCH

- Ryan Nembhard moved to 13th in NCAA D1 history for most assists in a single season at 311, 13 away from Top 10, and 22 away from Top 5.

- Nembhard's 849 career assists ranks 30th all-time in NCAA D1 history. He is 14 assists away from Top 25 and 35 away from the Top 20.

- As a team, Gonzaga is five assists from moving to second for most assists in a single season. The Zags are currently at 616 assists, the 2014-15 team had 620 in 38 games, and the 2018-19 team holds the record at 668 in 37 games.

- Ben Gregg's 137 appearances ranks eighth all-time in program history, one behind David Stockton for seventh, five behind Kevin Pangos for sixth.

- Nolan Hickman's 135 career appearances are 12th.

- Nolan Hickman is 11 made threes away from eighth all-time in GU career history (John Rillie, 230).

- Gregg is two wins (115) from ninth in program history in career victories, and Hickman (109) is seven away from tenth.

## A CLOSER LOOK

- Gonzaga's eight losses were by a combined 41 points and all by single digits, with the largest margin being eight points in overtime away from home losses.

- All but two of the Bulldogs' wins have been by double-digits, the second game of the season against Arizona State (88-80) and at Pepperdine on Dec. 30 (89-82). GU has 14 20-or-more point wins this season.

- Three of the losses have been in overtime and two have been by one possession.

- GU led for double-digit minutes in five of those eight

## HISTORY

First Season.....1908  
All-time Record ..... 1,839-1,125 (.619)  
NCAA Tournament Appearances .....26  
Record .....46-25  
Last (Round) .....2024 (Sweet 16)  
Consecutive ..... 25 (1998-present)  
NCAA Sweet 16 Appearances (last)..... 14 (2024)  
NCAA Elite Eight Appearances (last) .....6 (2023)  
NCAA Final Four Appearances (last).....2 (2021)  
NIT Appearances (last).....3 (1998)  
WCC Championships (last) ..... 26 (2023)  
WCC Tournament titles (last) ..... 21 (2023)

## TEAM INFORMATION

2023-24 Record ..... 27-8  
Home .....13-2  
Away .....8-2  
Neutral .....6-4  
WCC Record .....14-2  
Home .....7-1  
Away .....7-1  
Finish.....Second  
Tournament .....Runner-up  
NCAA Tournament..... Sweet 16  
Associated Press Final Ranking..... 15  
USA Today Final Ranking..... 16  
Starters Returning/Lost..... 4/1  
Letterwinners Returning/Lost..... 8/4  
Points/Rebounds Returning ..... 81 percent/71 percent

## COACHES AND STAFF

Head Coach ..... Mark Few  
Alma Mater ..... Oregon '87  
Record at Gonzaga..... 738-151 (26)  
Overall Record ..... 738-151 (26)  
Assistant Coach.....Brian Michaelson  
Alma Mater.....Gonzaga '05  
Season on staff .....12th  
Assistant Coach.....R-Jay Barsh  
Alma Mater.....Puget Sound '07  
Season on staff .....Second  
Assistant Coach.....Stephen Gentry  
Alma Mater.....Gonzaga '06  
Season on staff .....Fourth  
Assistant Coach.....Zach Norvell Jr.  
Alma Mater.....Gonzaga '23  
Season on staff .....Second  
Assistant Coach - Director of Operations..... Jorge Sanz  
Alma Mater..... Florida Atlantic '11  
Season on staff .....Seventh  
General Manager.....Kurt Baumbauer  
Alma Mater.....Gonzaga '17  
Season on staff .....Fourth  
Video Coordinator ..... AJ Few  
Alma Mater.....Gonzaga '22  
Season on staff .....First  
Strength and Conditioning Coach .....Travis Knight  
Alma Mater.....Gonzaga '00  
Season on staff .....19th  
Graduate Assistant.....JP Batista  
Graduate Assistant..... Mo Bethea III  
Athletic Trainer..... Josh Therrien  
Administrative Assistant.....Shaniqua Nilles  
Academic Support Services..... Colette Yamaoka  
Creative Director - Recruiting..... Matt Villareal

**ZAGS**



games, and the majority of the time in three.

- Gonzaga led in the second half at some point in each loss but the UConn game and Saint Mary's home game. The Bulldogs and UConn were tied in the second half.
- GU trailed at half in five of those games, three by one possession, by three to UConn, by two to UCLA, and by one at Oregon State.

### COMPUTER LOVE

- The Zags are receiving stellar rankings from the metrics.
- |                  |                 |
|------------------|-----------------|
| Opta Analyst: 6  | NET: 8          |
| KenPom: 9        | Haslametrics: 9 |
| Evan Miyakawa: 9 | Bart Torvik: 9  |
| ESPN BPI: 9      |                 |

### SPEAKING OFFENSIVELY

- GU is first in the nation in assists per game at 19.9 and in assist-to-turnover ratio at 2.05.
- The program record for assist average is 18.8 per game in 2020-21. The last WCC team to average 20 assists per game at the end of the season was Loyola Marymount in 1989-90 at 23.8, the league record.
- The Bulldogs averaged 20.33 assists in conference play, with Santa Clara second at 17.56.
- GU's 366 assists were the most in WCC play, breaking the league's record of 341 set by Loyola Marymount in 1989-90.
- The Zags are second in the country averaging 87.6 points and second in field goal percentage (50.4).
- The program record for most points averaged per game is 90.9 in 2020-21, with 87.6 in 2018-19 second.
- GU is third in the country in points per possession at 1.194, and first making 32.1 field goals per game.
- The Zags are first in the country getting 48.9 points per game from two-pointers, after being top five in the nation in the category the last three seasons.
- Gonzaga is third in the nation averaging 42.3 points per first half and fifth in second half scoring 44.6.

### FAMILIAR TERRITORY

- GU is one of the best the nation in key offensive categories again this season. Here's a look at recent years.

|         | PPG        | FG%        | 2pt FG%    | Margin     |
|---------|------------|------------|------------|------------|
| 2024-25 | 87.6 (2nd) | 50.4 (2nd) | 58.2 (8th) | 17.6 (3rd) |
| 2023-24 | 84.5 (8th) | 51.8 (2nd) | 58.3 (7th) | 15.4 (4th) |
| 2022-23 | 87.5 (1st) | 52.9 (1st) | 58.9 (2nd) | 14.6 (2nd) |
| 2021-22 | 87.2 (1st) | 52.1 (1st) | 60.4 (2nd) | 21.0 (1st) |
| 2020-21 | 91.0 (1st) | 54.9 (1st) | 63.9 (1st) | 21.3 (1st) |
| 2019-20 | 87.4 (1st) | 51.5 (2nd) | 57.4 (2nd) | 19.6 (1st) |
| 2018-19 | 87.6 (1st) | 52.6 (1st) | 61.4 (1st) | 22.8 (1st) |

### BENEFITTING FROM THE CHARITY STRIPE

- Gonzaga is fourth in the nation making 80.3 percent from the free-throw line.
- The program record is 79 percent set in 1988-89. The best free-throw shooting team under Mark Few was in 2005-06, when the Zags made 78.2 percent.
- Khalif Battle is second in the nation from the line at 93.9 percent (107-for-114). He's made 35-of-36 from the line in the last eight games, including 15-for-16 versus LMU, which set a new McCarthy Athletic Center record for most makes.
- Graham Ike is eighth in the conference at 79.5 percent (116-of-146) from the free-throw line, with the fifth-most made free-throws in the WCC.
- The Bulldogs went 27-of-31 from the free-throw line in the win at San Diego State. The last time Gonzaga shot 85 percent with 30 or more free throw attempts was versus Santa Clara on Jan. 16, 2020. The last time GU did it on the

**GAME 32: WCC TOURNAMENT SEMIFINALS - vs. SAN FRANCISCO**

road was at Santa Clara on Jan. 5, 2013.

- Over the three games at the Battle 4 Atlantis, GU made 54 of its 59 free throws (91.5 percent). The Bulldogs were 21-of-22 in the win over Indiana. Ben Gregg was 16-of-17 from the line in the tournament.

### FEW NAMED HALL OF FAME FINALIST

- Gonzaga head coach Mark Few is one of 17 Finalists for the Naismith Memorial Basketball Hall of Fame announced at NBA All-Star Weekend.
- Few was named a first-time nominee in December.
- The Finalists will be put forward to the Honors Committee to be considered for election as members of the Class of 2025. The new class will be announced in San Antonio on April 5, at the NCAA Men's Final Four.

### THERE'S NO PLACE LIKE HOME

- Since the McCarthy Athletic Center opened in 2004, Gonzaga boasts a 289-20 record at home.
- The Zags' 93.9 winning percentage at home since 2004-05 ranks second in the nation.
- GU has sold out every game since the 6,000-seat McCarthy Athletic Center opened, a streak of 309 games.

### LIFE ON THE ROAD

- Since the 2016-17 season, Gonzaga is a national best 73-10 (89.5) in true road games. Saint Mary's has the next best true road win percentage at 75.6 (63-20).
- Since the 2007-08 season, the Zags are 143-33 in true road games. GU's 81.9-win pct. in true road games is best in the nation. (SMC, 2nd, 126-53, .699)
- Since the 2005-06 season, Gonzaga is 281-85 in road or neutral games. The Zags' 76.6-win percentage in road or neutral games tops the nation over that span.

### TEAMWORK MAKES THE DREAM WORK

- Gonzaga dished out a record 33 assists in a 107-55 victory over Pepperdine in Spokane. The Bulldogs broke the program's 45-year-old team assist record.
- The Bulldogs' previous single game team assist record was 32 set versus Loyola Marymount on Jan. 19, 1980.
- GU had 33 assists on 45 made shots from the field against Pepperdine. Seven Zags finished with multiple assists in the win, including Nolan Hickman who was one of his career-high with seven.

### 2028 VISION

- GU has clinched its 28th straight 20-win season.
- The Zags' 28-straight 20-win seasons rank second for the longest active run in the country. (Kansas 33)
- Prior to the previous 27 seasons, the Bulldogs reached 20 wins in a season eight times since 1907-08.

### BULLDOG BITES

- GU is 18-1 when Nolan Hickman makes four or more threes in a game during his 135 career appearances. The Zags are 7-1 this season when he scores 15 or more in a game.
- The Bulldogs are 12-1 when Ben Gregg scores 15 points or more in his 137 career appearances. Gonzaga is 20-1 when he makes two or more three-pointers in a game.
- The Zags are 10-2 when Graham Ike grabs nine or more rebounds in a game this season.
- GU is 8-1 when Dusty Stroman makes 2-plus three-pointers this season and 18-1 in his career. The Bulldogs are 11-1 when he scores six or more points this season.
- When Braden Huff scores nine or more the Zags are 19-2 this season, and 36-3 in his career.

### BEST WINNING PERCENTAGE SINCE 2010-11

|                   | W   | L   | Pct.  |
|-------------------|-----|-----|-------|
| 1. <i>Gonzaga</i> | 425 | 70  | 0.859 |
| 2. Kansas         | 405 | 100 | 0.802 |
| 3. Duke           | 388 | 107 | 0.784 |
| 4. Arizona        | 374 | 114 | 0.766 |
| 5. Kentucky       | 375 | 120 | 0.758 |

### BEST WINNING PERCENTAGE LAST TEN SEASONS

|                   | W   | L  | Pct.  |
|-------------------|-----|----|-------|
| 1. <i>Gonzaga</i> | 313 | 43 | 0.879 |
| 2. Kansas         | 282 | 74 | 0.792 |
| 3. Duke           | 273 | 80 | 0.773 |
| 4. Virginia       | 258 | 76 | 0.772 |
| 5. Houston        | 264 | 79 | 0.770 |

### MOST WINS LAST FIVE SEASONS

|                    | W   | L  | Pct.  |
|--------------------|-----|----|-------|
| 1. <i>Gonzaga</i>  | 148 | 21 | 0.876 |
| 2. Houston         | 148 | 27 | 0.846 |
| 3. Kansas          | 134 | 37 | 0.784 |
| 4. San Diego State | 134 | 34 | 0.798 |
| 5. Baylor          | 128 | 35 | 0.785 |

### MOST WINS SINCE 2016-17

|                   | W   | L  | Pct. |
|-------------------|-----|----|------|
| 1. <i>Gonzaga</i> | 250 | 32 | .887 |
| 2. Houston        | 229 | 50 | .821 |
| 3. Kansas         | 222 | 60 | .787 |
| 4. Duke           | 213 | 65 | .766 |
| 5. Purdue         | 208 | 68 | .754 |

### BEST HOME PERCENTAGE LAST FIVE SEASONS

|                    | W  | L | Pct. |
|--------------------|----|---|------|
| 1. <i>Gonzaga</i>  | 73 | 3 | .961 |
| 2. Houston         | 78 | 5 | .940 |
| 3. Kansas          | 74 | 5 | .937 |
| 4. San Diego State | 70 | 6 | .921 |
| 5. Liberty         | 74 | 7 | .914 |

### BEST TRUE ROAD PERCENTAGE LAST FIVE SEASONS

|                    | W  | L  | Pct. |
|--------------------|----|----|------|
| 1. <i>Gonzaga</i>  | 37 | 6  | .860 |
| 2. Saint Mary's    | 29 | 12 | .707 |
| 3. Houston         | 36 | 15 | .706 |
| 4. Vermont         | 45 | 19 | .703 |
| 5. San Diego State | 36 | 17 | .679 |

### MOST NCAA TOURNAMENT WINS LAST 10 SEASONS

|                   | W  | L |
|-------------------|----|---|
| 1. <i>Gonzaga</i> | 27 | 9 |
| 2. UNC            | 23 | 7 |
| 3. Duke           | 23 | 7 |
| 4. Villanova      | 21 | 5 |
| 5. Kansas         | 21 | 8 |

### MOST NCAA TOURNAMENT WINS LAST 5 SEASONS

|                   | W  | L |
|-------------------|----|---|
| 1. <i>Gonzaga</i> | 15 | 5 |
| 2. Houston        | 13 | 5 |
| 3. UConn          | 11 | 2 |
| 4. Duke           | 11 | 4 |
| 5. Baylor         | 10 | 4 |
| 6. Kansas         | 10 | 4 |

### BEST FIELD GOAL PERCENTAGE LAST FIVE SEASONS

|                     | FGM  | FGA   | Pct.  |
|---------------------|------|-------|-------|
| 1. <i>Gonzaga</i>   | 5480 | 10448 | 0.525 |
| 2. South Dakota St. | 4436 | 9079  | 0.489 |
| 3. Wright State     | 4678 | 9646  | 0.485 |

### MOST POINTS PER GAME LAST FIVE SEASONS

|                   | Points | Avg.  |
|-------------------|--------|-------|
| 1. <i>Gonzaga</i> | 169    | 14732 |
| 2. Alabama        | 170    | 14084 |
| 3. Arizona        | 166    | 13516 |

### MOST POINTS PER GAME LAST THREE SEASONS

|            | Wins | Seasons |
|------------|------|---------|
| 1. Gonzaga | 8888 | 88.0    |
| 2. Alabama | 8279 | 80.4    |
| 3. Iowa    | 8232 | 82.3    |

*\*\* All numbers entering the 2024-25 season*

**ZAGS**



- Gonzaga is 9-1 when Emmanuel Innocenti gets a steal.
- GU is 10-0 when Michael Ajayi grabs eight or more rebounds, and 10-1 when he scores nine more points.
- When Graham Ike gets two or more blocks or steals in a game, Gonzaga is 10-0 this season, and 21-1 over the last two seasons.

#### **NEMBARD NAMED WOODEN MIDSEASON LIST**

- Gonzaga's Ryan Nembhard was named to the John R. Wooden Award Midseason Top 25 Watch List.
- Selected by a preseason poll of national college basketball experts, the list comprises 25 student-athletes who are frontrunners for the most prestigious honors in college basketball: the Wooden Award All-American Team and the Wooden Award Most Outstanding Player.
- Players not selected for the midseason list remain eligible for inclusion on the Wooden Award late-season list, and the National Ballot. The National Ballot will feature 15 top players who have demonstrated to their universities that they meet or exceed the Wooden Award qualifications.
- Nearly 1,000 voters will be invited to rank 10 of the 15 players on the ballot in order of preference when voting opens during the NCAA Tournament. Voters will also consider performances in the tournament's early rounds, players' contributions to their teams and their character. The Wooden Award All-American Team will be announced during the week of the NCAA Tournament's "Elite Eight."
- The winners and the All Americans of the 2025 John R. Wooden Award, presented by Principal, will be honored at the Los Angeles Athletic Club on April 11.

#### **FEW NAMED HALL OF FAME NOMINEE**

- Mark Few is a first-time nominee for the Naismith Memorial Basketball Hall of Fame.
- Candidates for the Hall of Fame Class of 2025 include Few, Carmelo Anthony, Sue Bird, Maya Moore, Dwight Howard, Doc Rivers, Billy Donovan, Sylvia Fowles, Chamique Holdscraw, Lisa Bluder, Marc Gasol, and Micky Arison.
- Few is among just eight first-time North American nominees, joining a select group that includes names such as Donovan, Robert Horry, Howard, Rivers, and Amar'e Stoudemire.
- Finalists chosen from the applicable Category Screening Committees for the Class of 2025 will be announced on Feb. 14, in San Francisco as part of NBA All-Star Weekend. The entire Class of 2025 will be unveiled during a nationally televised broadcast at the NCAA Final Four in San Antonio on April 5.

#### **GONZAGA LOVES FEBRUARY**

- Since 2016-17, the Bulldogs are 64-7 in the month of February, that 91 percent win percentage tops the nation over that span.
- GU is 35-5 in February since 2020-21, which is second in the country, with all five losses to Saint Mary's. Vermont's 31-3 leads the nation. SMC is 13th at 29-8.
- Over the last 10 seasons, Gonzaga leads the country in February at 78-9 (89.4 percent).

#### **ZAGS ADD WARLEY**

- Jalen Warley, a transfer from Virginia, signed a financial aid agreement to attend Gonzaga. He will join the Zags for his senior season in 2025-26
- Warley, a native of Philadelphia, Pa., appeared in 96

#### **GAME 32: WCC TOURNAMENT SEMIFINALS - vs. SAN FRANCISCO**

- games at Florida State, starting in 58. He spent three seasons at FSU, before transferring to Virginia prior to this season.
- Warley, a 6-7 205-pound wing, has a career average of six points per game and 2.9 assists per game, coming off a career-high 7.5 points per outing, on 42 percent shooting from the field, 2.8 rebounds and 1.3 steals over 33 appearances last season as a junior.

#### **THE GOLDEN FEW**

- Gonzaga Head Coach Mark Few won a gold medal with Team USA at the Summer Olympics in Paris.
- Few was an assistant coach for Team USA on the 2023 FIBA World Cup and the 2024 Olympics. The staff included Head Coach and Golden State Warriors Head Coach Steve Kerr, Miami Heat Head Coach Erik Spoelstra and Clippers Head Coach Tyrone Lue.
- Few was an assistant coach at the 2018 USA National Team minicamp, he was named an assistant coach for the 2019 USA Men's Select Team, a team that helped prepare the USA World Cup Team prior to playing in China. He returned in 2021 as an assistant coach for the USA Men's Select Team to help prepare the gold medalist U.S. Olympic Team prior to playing in Tokyo.
- Few served as head coach of the 2015 U.S. Pan American Men's Basketball Team, and led the team to a bronze medal, and he also was an assistant coach for the gold medalist 2012 USA U18 National Team.
- and a court coach for the 2009 USA Men's U19 World Cup/World University Games Team training camp.

#### **ZAGS AT THE OLYMPICS**

- Coach Few wasn't the only Gonzaga representative at the Summer Olympics in Paris.
- Andrew Nembhard and Kelly Olynyk were on the Canadian roster, while Rui Hachimura returned for Japan, and Filip Petrushev competed for Serbia.
- Petrushev led Serbia to a bronze medal, averaging 9.7 points at 67.6 percent shooting from the field, which was fifth in the tournament. He added 4.5 rebounds.
- Hachimura averaged 22 points in three games, with 6.5 rbs.

#### **FEW ... A LEGEND OF COACHING**

- Mark Few will receive the John R. Wooden Award "Legends of Coaching" Award, presented by Principal Financial Group, in 2025. Coach Wooden's grandson-in-law Craig Impelman was proud to announce Few's selection at the Los Angeles Athletic Club's annual Wooden Award Tip-Off Luncheon.
- The "Legends of Coaching" honor recognizes coaches who exemplify Coach Wooden's high standard of coaching success and personal integrity and was adopted by the Wooden Award Steering Committee in 1999.
- The honorees are selected based on character, success on the court, graduation rate of student-athletes in their basketball program, coaching philosophy, and identification with the goals of the John R. Wooden Award.
- Few will be presented the honor alongside the 2025 Wooden Award winners presented by Principal on April 11, 2025.

#### **STRAWTHER NAMED NBA RISING STAR**

- Former Zag Julian Strawther was selected to the NBA Rising Stars game at the league's All-Star Weekend. The game was at Chase Center in San Francisco.
- Strawther is averaging 9.6 points, 2.2 rebounds, and

- 1.4 assists while shooting 43.5% from the field and 36.3% from 3-point range in his second season with the Denver Nuggets.

- Gonzaga has had at least one selection to the NBA Rising Stars since 2014.

- 2025: Julian Strawther
- 2024: Chet Holmgren
- 2023: Andrew Nembhard
- 2022: Jalen Suggs
- 2021: Brandon Clarke and Rui Hachimura
- 2020: Brandon Clarke and Rui Hachimura
- 2018: Domantas Sabonis
- 2017: Domantas Sabonis
- 2015: Kelly Olynyk
- 2014: Kelly Olynyk

#### **ZAGS IN THE NBA**

- The NBA season opened with 11 Zags on NBA rosters.
- Kelly Olynyk had the longest tenure in the league and is with the Chicago Bulls.
- Anton Watson is the newest Bulldog in the league with the New York Knicks, after being drafted 55th in June by the Boston Celtics.

#### **ZAG DUO ON MIDSEASON WATCH LISTS**

- Graham Ike and Ryan Nembhard have been named to the midseason watch lists for the Naismith Trophy and USBWA Oscar Robertson Trophy.
- The winners will be announced at the NCAA Men's Final Four from April 5-7.
- Final watch lists will be released in early March.
- Nembhard was named to the John R. Wooden Award Late Midseason Top 20 Watch List.

#### **IKE NAMED TO MALONE TOP TEN**

- Graham Ike was named one of the 10 candidates for the 2025 Karl Malone Power Forward of the Year Award the Naismith Memorial Basketball Hall of Fame.
- Named after Class of 2010 Hall of Famer and two-time NBA Most Valuable Player Karl Malone, the annual honor in its 10th year recognizes the top power forwards in Division I men's college basketball. A national committee of top college basketball personnel determined the watch list.
- In March, the Top 10 list will be narrowed to just five, and in late March, the five finalists will be presented to Malone and the Hall of Fame's selection committees, where winners will be selected.

#### **NEMBARD NAMED TO COUSY TOP TEN**

- Ryan Nembhard was named one of the 10 candidates for the 2025 Bob Cousy Point Guard of the Year Award the Naismith Memorial Basketball Hall of Fame.
- Named after Class of 1971 Hall of Famer and former Boston Celtic and Holy Cross guard Bob Cousy, the annual honor now in its 22nd year recognizes the top point guards in Division I.



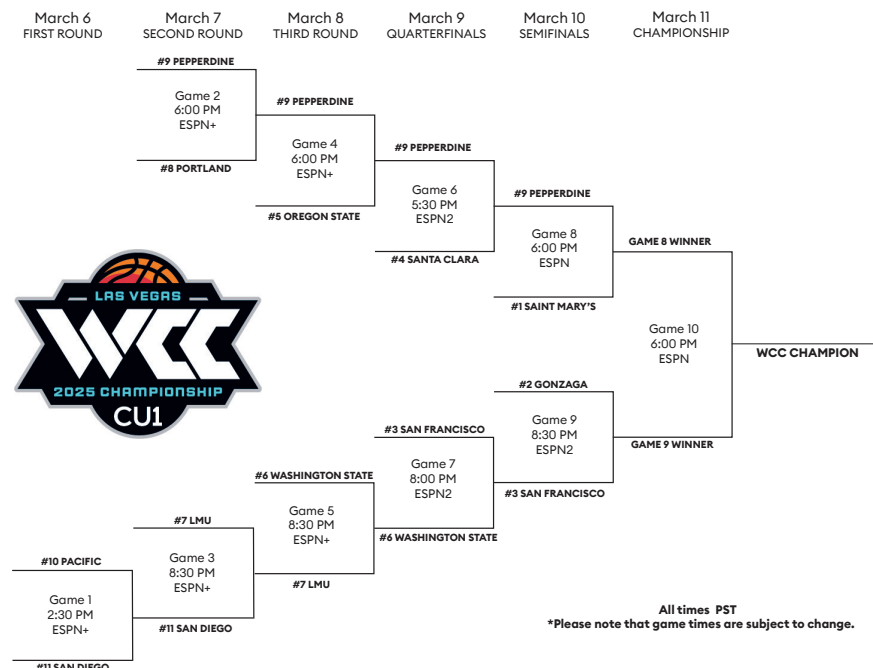


## WCC TOURNAMENT CHAMPIONS

| Year  | Champion   | Runner-up                 | MVP                         |
|-------|--|---------------------------|-----------------------------|
| 2024  | #1 Saint Mary's - 69   | #2 Gonzaga - 60           | Augustas Marciulionis - SMC |
| 2023  | #1 Gonzaga - 77  | #2 Saint Mary's - 51      | Drew Timme - GON            |
| 2022  | #1 Gonzaga - 82  | #2 Saint Mary's - 69      | Andrew Nembhard - GON       |
| 2021  | #1 Gonzaga - 88  | #2 BYU - 78               | Jalen Suggs - GON           |
| 2020  | #1 Gonzaga - 84  | #3 Saint Mary's - 66      | Joel Ayayi - GON            |
| 2019  | #2 Saint Mary's - 60   | #1 Gonzaga - 47           | Jordan Hunter - SMC         |
| 2018  | #1 Gonzaga - 74  | #3 BYU - 54               | Killian Tillie - GON        |
| 2017  | #1 Gonzaga - 74  | #2 Saint Mary's - 56      | Nigel Williams-Goss - GON   |
| 2016  | #2 Gonzaga - 85  | #1 Saint Mary's - 75      | Kyle Wiltjer - GON          |
| 2015  | #1 Gonzaga - 91  | #2 BYU - 75               | Kyle Wiltjer - GON          |
| 2014  | #1 Gonzaga - 75  | #2 BYU - 64               | Sam Dower, Jr. - GON        |
| 2013  | #1 Gonzaga - 65  | #2 Saint Mary's - 51      | Elias Harris - GON          |
| 2012  | #1 Saint Mary's - 78   | #2 Gonzaga - 74           | Matthew Dellavedova - SMC   |
| 2011  | #2 Gonzaga - 75  | #1 Saint Mary's - 63      | Marquise Carter - GON       |
| 2010  | #2 Saint Mary's - 81   | #1 Gonzaga - 62           | Mickey McConnell - SMC      |
| 2009  | #1 Gonzaga - 83  | #2 Saint Mary's - 58      | Micah Downs - GON           |
| 2008  | #3 San Diego - 69  | #1 Gonzaga - 62           | Brandon Johnson - USD       |
| 2007  | #1 Gonzaga - 77  | #2 Santa Clara - 68       | Derek Raivio - GON          |
| 2006  | #1 Gonzaga - 68  | #2 Loyola Marymount - 67  | Adam Morrison - GON         |
| 2005  | #1 Gonzaga - 80  | #2 Saint Mary's - 67      | Adam Morrison - GON         |
| 2004  | #1 Gonzaga - 84  | #2 Saint Mary's - 71      | Ronny Turiaf - GON          |
| 2003  | #2 San Diego - 72  | #1 Gonzaga - 63           | Jason Keep - USD            |
| 2002* | #2 Gonzaga - 96  | #1 Pepperdine - 90        | Dan Dickau - GON            |
| 2001  | #1 Gonzaga - 80  | #3 Santa Clara - 77       | Dan Dickau - GON            |
| 2000  | #2 Gonzaga - 69  | #1 Pepperdine - 65 (ot)   | Casey Calvary - GON         |
| 1999  | #1 Gonzaga - 91  | #4 Santa Clara - 66       | Matt Santangelo - GON       |
| 1998  | #5 San Francisco - 80  | #1 Gonzaga - 67           | Hakeem Ward - USF           |
| 1997  | #2 Saint Mary's - 66   | #3 San Francisco - 59     | Brad Millard - SMC          |
| 1996  | #5 Portland - 76   | #2 Gonzaga - 68           | Kweemada King - POR         |
| 1995  | #4 Gonzaga - 80  | #2 Portland - 67          | John Rillie - GON           |
| 1994  | #2 Pepperdine - 56   | #4 San Diego - 53         | Dana Jones - PEP            |
| 1993  | #3 Santa Clara - 73  | #1 Pepperdine - 63        | Steve Nash - SCU            |
| 1992  | #1 Pepperdine - 73   | #4 Gonzaga - 70           | Doug Christie - PEP         |
| 1991  | #1 Pepperdine - 71   | #4 Saint Mary's - 68 (ot) | Geoff Lear - PEP            |
| 1990  | Tournament suspended due to death of Hank Gathers - Loyola Marymount received WCC automatic tournament bid |                           |                             |
| 1989  | #3 Loyola Marymount - 75   | #5 Santa Clara - 70       | Hank Gathers - LMU          |
| 1988  | #1 Loyola Marymount - 104  | #3 Santa Clara - 96       | Hank Gathers - LMU          |
| 1987  | #5 Santa Clara - 77  | #7 Pepperdine - 65        | Jens Gordan - SCU           |

\* Gonzaga and Pepperdine tied for the regular-season WCC title. Pepperdine was awarded the No. 1 seed based on winning a coin-flip between the schools.

### 2025 CREDIT UNION 1 WEST COAST CONFERENCE MEN'S BASKETBALL CHAMPIONSHIP





## WCC TOURNAMENT HISTORY

### 1987 at Gonzaga

|               |    |
|---------------|----|
| #7 Pepperdine | 76 |
| #2 Gonzaga    | 73 |

### 1988 at Santa Clara

|               |    |
|---------------|----|
| #4 Pepperdine | 81 |
| #5 Gonzaga    | 70 |

### 1989 at San Francisco

|                     |     |
|---------------------|-----|
| #3 Loyola Marymount | 101 |
| #6 Gonzaga          | 98  |

### 1990 at Loyola Marymount

|                     |     |
|---------------------|-----|
| #1 Loyola Marymount | 121 |
| #8 Gonzaga          | 84  |

### 1991 at Santa Clara

|              |    |
|--------------|----|
| #3 San Diego | 72 |
| #6 Gonzaga   | 62 |

### 1992 at Portland

|                |    |
|----------------|----|
| #4 Gonzaga     | 61 |
| #5 San Diego   | 48 |
| #4 Gonzaga     | 54 |
| #2 Santa Clara | 51 |
| #1 Pepperdine  | 73 |
| #4 Gonzaga     | 70 |

### 1993 at San Francisco

|                |    |
|----------------|----|
| #2 Gonzaga     | 77 |
| #7 Portland    | 57 |
| #3 Santa Clara | 53 |
| #2 Gonzaga     | 51 |

### 1994 at Santa Clara

|                     |    |
|---------------------|----|
| #1 Gonzaga          | 91 |
| #8 Loyola Marymount | 76 |
| #4 San Diego        | 83 |
| #1 Gonzaga          | 75 |

### 1995 at Santa Clara

|                 |    |
|-----------------|----|
| #4 Gonzaga      | 74 |
| #5 San Diego    | 57 |
| #4 Gonzaga      | 69 |
| #3 Saint Mary's | 59 |
| #4 Gonzaga      | 80 |
| #2 Portland     | 67 |

### 1996 at Santa Clara

|                 |    |
|-----------------|----|
| #2 Gonzaga      | 64 |
| #7 Saint Mary's | 54 |
| #2 Gonzaga      | 76 |
| #8 Pepperdine   | 48 |
| #5 Portland     | 76 |
| #2 Gonzaga      | 68 |

### 1997 at Loyola Marymount

|              |    |
|--------------|----|
| #4 San Diego | 64 |
| #5 Gonzaga   | 59 |

### 1998 at Santa Clara

|                     |         |
|---------------------|---------|
| #1 Gonzaga          | 79 (ot) |
| #8 Loyola Marymount | 78      |
| #1 Gonzaga          | 74      |
| #7 San Diego        | 59      |
| #5 San Francisco    | 80      |
| #1 Gonzaga          | 67      |

### 1999 at Santa Clara

|                 |    |
|-----------------|----|
| #1 Gonzaga      | 84 |
| #8 Portland     | 63 |
| #1 Gonzaga      | 70 |
| #6 Saint Mary's | 57 |
| #1 Gonzaga      | 91 |
| #4 Santa Clara  | 66 |

### 2000 at Santa Clara

|                 |         |
|-----------------|---------|
| #2 Gonzaga      | 76      |
| #7 Saint Mary's | 49      |
| #2 Gonzaga      | 80      |
| #3 San Diego    | 70      |
| #2 Gonzaga      | 69 (ot) |
| #1 Pepperdine   | 65      |

### 2001 at San Diego

|                 |     |
|-----------------|-----|
| #1 Gonzaga      | 105 |
| #8 Saint Mary's | 65  |
| #1 Gonzaga      | 78  |
| #4 San Diego    | 68  |
| #1 Gonzaga      | 80  |
| #3 Santa Clara  | 77  |

### 2002 at San Diego

|                     |    |
|---------------------|----|
| #2 Gonzaga          | 82 |
| #7 Loyola Marymount | 64 |
| #2 Gonzaga          | 87 |
| #5 San Diego        | 79 |
| #2 Gonzaga          | 96 |
| #1 Pepperdine       | 90 |

### 2003 at San Diego

|                 |    |
|-----------------|----|
| #1 Gonzaga      | 73 |
| #5 Saint Mary's | 52 |
| #2 San Diego    | 72 |
| #1 Gonzaga      | 63 |

### 2004 at Santa Clara

|                 |    |
|-----------------|----|
| #1 Gonzaga      | 63 |
| #5 Santa Clara  | 62 |
| #1 Gonzaga      | 84 |
| #2 Saint Mary's | 71 |

### 2005 at Santa Clara

|                 |    |
|-----------------|----|
| #1 Gonzaga      | 90 |
| #4 San Diego    | 74 |
| #1 Gonzaga      | 80 |
| #2 Saint Mary's | 67 |

### 2006 at Gonzaga

|                     |         |
|---------------------|---------|
| #1 Gonzaga          | 96 (ot) |
| #5 San Diego        | 92      |
| #1 Gonzaga          | 68      |
| #2 Loyola Marymount | 67      |

### 2007 at Portland

|                |    |
|----------------|----|
| #1 Gonzaga     | 88 |
| #4 San Diego   | 70 |
| #1 Gonzaga     | 77 |
| #2 Santa Clara | 68 |

### 2008 at San Diego

|                |    |
|----------------|----|
| #1 Gonzaga     | 52 |
| #4 Santa Clara | 48 |
| #3 San Diego   | 69 |
| #1 Gonzaga     | 62 |

### 2009 at Las Vegas

|                 |    |
|-----------------|----|
| #1 Gonzaga      | 94 |
| #4 Santa Clara  | 59 |
| #1 Gonzaga      | 83 |
| #2 Saint Mary's | 58 |

### 2010 at Las Vegas

|                     |    |
|---------------------|----|
| #1 Gonzaga          | 77 |
| #5 Loyola Marymount | 62 |
| #2 Saint Mary's     | 81 |
| #1 Gonzaga          | 62 |

### 2011 at Las Vegas

|                  |    |
|------------------|----|
| #2 Gonzaga       | 71 |
| #3 San Francisco | 67 |
| #2 Gonzaga       | 75 |
| #1 Saint Mary's  | 63 |

### 2012 at Las Vegas

|                 |         |
|-----------------|---------|
| #2 Gonzaga      | 77      |
| #3 BYU          | 58      |
| #1 Saint Mary's | 78 (ot) |
| #2 Gonzaga      | 74      |

### 2013 at Las Vegas

|                     |    |
|---------------------|----|
| #1 Gonzaga          | 66 |
| #9 Loyola Marymount | 48 |
| #1 Gonzaga          | 65 |
| #2 Saint Mary's     | 51 |

### 2014 at Las Vegas

|                 |    |
|-----------------|----|
| #1 Gonzaga      | 77 |
| #9 Santa Clara  | 75 |
| #1 Gonzaga      | 70 |
| #4 Saint Mary's | 54 |

|            |    |
|------------|----|
| #1 Gonzaga | 75 |
| #2 BYU     | 64 |

### 2015 at Las Vegas

|                  |    |
|------------------|----|
| #1 Gonzaga       | 81 |
| #8 San Francisco | 72 |
| #1 Gonzaga       | 79 |
| #4 Pepperdine    | 61 |

|            |    |
|------------|----|
| #1 Gonzaga | 91 |
| #2 BYU     | 75 |

### 2016 at Las Vegas

|             |    |
|-------------|----|
| #2 Gonzaga  | 92 |
| #7 Portland | 67 |
| #2 Gonzaga  | 88 |
| #3 BYU      | 84 |

|                 |    |
|-----------------|----|
| #2 Gonzaga      | 85 |
| #1 Saint Mary's | 75 |

### 2017 at Las Vegas

|                |    |
|----------------|----|
| #1 Gonzaga     | 82 |
| #9 Pacific     | 50 |
| #1 Gonzaga     | 77 |
| #4 Santa Clara | 68 |

|                 |    |
|-----------------|----|
| #1 Gonzaga      | 74 |
| #2 Saint Mary's | 56 |

### 2018 at Las Vegas

|                     |    |
|---------------------|----|
| #1 Gonzaga          | 83 |
| #8 Loyola Marymount | 69 |

|                  |    |
|------------------|----|
| #1 Gonzaga       | 88 |
| #4 San Francisco | 60 |

|            |    |
|------------|----|
| #1 Gonzaga | 74 |
| #3 BYU     | 54 |

### 2019 at Las Vegas

|               |     |
|---------------|-----|
| #1 Gonzaga    | 100 |
| #8 Pepperdine | 74  |

|                 |    |
|-----------------|----|
| #1 Gonzaga      | 47 |
| #2 Saint Mary's | 60 |

### 2020 at Las Vegas

|                  |    |
|------------------|----|
| #1 Gonzaga       | 81 |
| #5 San Francisco | 77 |

|                 |    |
|-----------------|----|
| #1 Gonzaga      | 84 |
| #3 Saint Mary's | 66 |

### 2021 at Las Vegas

|                 |    |
|-----------------|----|
| #1 Gonzaga      | 78 |
| #4 Saint Mary's | 55 |

|            |    |
|------------|----|
| #1 Gonzaga | 88 |
| #2 BYU     | 78 |

### 2022 at Las Vegas

|                  |    |
|------------------|----|
| #1 Gonzaga       | 81 |
| #4 San Francisco | 71 |

|                 |    |
|-----------------|----|
| #1 Gonzaga      | 82 |
| #2 Saint Mary's | 69 |

### 2023 at Las Vegas

|                  |    |
|------------------|----|
| #2 Gonzaga       | 84 |
| #6 San Francisco | 73 |

|                 |    |
|-----------------|----|
| #2 Gonzaga      | 77 |
| #1 Saint Mary's | 51 |

### 2024 at Las Vegas

|                  |    |
|------------------|----|
| #2 Gonzaga       | 89 |
| #3 San Francisco | 77 |

|                 |    |
|-----------------|----|
| #1 Saint Mary's | 69 |
| #2 Gonzaga      | 60 |



## GONZAGA PLAYER WCC TOURNAMENT HISTORY

### BEN GREGG

| Date    | Opp           | Round     | Result  | GS | MP  | FG | FGA | FG%  | 2P | 2PA | 2P%   | 3P | 3PA | 3P%  | FT | FTA | FT%   | ORB | DRB | TRB | AST | STL | BLK | TOV | PF | PTS | +/-  |
|---------|---------------|-----------|---------|----|-----|----|-----|------|----|-----|-------|----|-----|------|----|-----|-------|-----|-----|-----|-----|-----|-----|-----|----|-----|------|
| 3/12/24 | St. Mary's    | Final     | L 60-69 | *  | 38  | 3  | 4   | .750 | 2  | 2   | 1.000 | 1  | 2   | .500 | 2  | 3   | .667  | 1   | 2   | 3   | 1   | 2   | 1   | 0   | 3  | 9   | 10.5 |
| 3/11/24 | San Francisco | Semifinal | W 89-77 | *  | 36  | 5  | 9   | .556 | 1  | 2   | .500  | 4  | 7   | .571 | 3  | 4   | .750  | 4   | 7   | 11  | 0   | 1   | 1   | 1   | 1  | 17  | 10.7 |
| 3/7/23  | St. Mary's    | Final     | W 77-51 |    | 24  | 1  | 2   | .500 | 0  | 0   |       | 1  | 2   | .500 | 4  | 4   | 1.000 | 0   | 2   | 2   | 0   | 0   | 2   | 1   | 4  | 7   | 6.4  |
| 3/6/23  | San Francisco | Semifinal | W 84-73 |    | 16  | 4  | 6   | .667 | 0  | 0   |       | 4  | 6   | .667 | 0  | 0   |       | 0   | 2   | 2   | 0   | 0   | 0   | 2   | 2  | 12  | 10.5 |
|         |               |           |         | 2  | 114 | 13 | 21  | .619 | 3  | 4   | .750  | 10 | 17  | .588 | 9  | 11  | .818  | 5   | 13  | 18  | 1   | 3   | 4   | 4   | 10 | 45  | 9.7  |

### NOLAN HICKMAN

| Date    | Opp           | Round     | Result  | GS | MP  | FG | FGA | FG%  | 2P | 2PA | 2P%  | 3P | 3PA | 3P%  | FT | FTA | FT%  | ORB | DRB | TRB | AST | STL | BLK | TOV | PF | PTS | +/-  |
|---------|---------------|-----------|---------|----|-----|----|-----|------|----|-----|------|----|-----|------|----|-----|------|-----|-----|-----|-----|-----|-----|-----|----|-----|------|
| 3/12/24 | St. Mary's    | Final     | L 60-69 | *  | 36  | 3  | 8   | .375 | 3  | 5   | .600 | 0  | 3   | .000 | 0  | 0   |      | 0   | 1   | 1   | 1   | 0   | 0   | 1   | 2  | 6   | -5.6 |
| 3/11/24 | San Francisco | Semifinal | W 89-77 | *  | 40  | 7  | 11  | .636 | 5  | 8   | .625 | 2  | 3   | .667 | 4  | 4   | 1    | 0   | 4   | 4   | 6   | 1   | 0   | 0   | 1  | 20  | 12.6 |
| 3/7/23  | St. Mary's    | Final     | W 77-51 | *  | 25  | 4  | 7   | .571 | 0  | 2   | .000 | 4  | 5   | .800 | 0  | 0   |      | 0   | 2   | 2   | 2   | 0   | 1   | 1   | 0  | 12  | 18.2 |
| 3/6/23  | San Francisco | Semifinal | W 84-73 | *  | 30  | 3  | 6   | .500 | 2  | 4   | .500 | 1  | 2   | .500 | 1  | 2   | 0.5  | 1   | 3   | 4   | 4   | 2   | 0   | 0   | 1  | 8   | 7.6  |
| 3/8/22  | St. Mary's    | Final     | W 82-69 |    | 7   | 0  | 0   |      | 0  | 0   |      | 0  | 0   |      | 0  | 0   |      | 0   | 0   | 0   | 0   | 0   | 0   | 1   | 0  | 1.1 |      |
| 3/7/22  | San Francisco | Semifinal | W 81-71 |    | 14  | 0  | 2   | .000 | 0  | 1   | .000 | 0  | 1   | .000 | 0  | 0   |      | 0   | 1   | 1   | 1   | 0   | 1   | 0   | 0  | 0   | 2.2  |
|         |               |           |         | 4  | 152 | 17 | 34  | .500 | 10 | 20  | .500 | 7  | 14  | .500 | 5  | 6   | .833 | 1   | 11  | 12  | 14  | 3   | 2   | 2   | 5  | 46  | 6.7  |

### BRADEN HUFF

| Date    | Opp           | Round     | Result  | GS | MP | FG | FGA | FG%  | 2P | 2PA | 2P%   | 3P | 3PA | 3P%   | FT | FTA | FT%   | ORB | DRB | TRB | AST | STL | BLK | TOV | PF | PTS | +/- |
|---------|---------------|-----------|---------|----|----|----|-----|------|----|-----|-------|----|-----|-------|----|-----|-------|-----|-----|-----|-----|-----|-----|-----|----|-----|-----|
| 3/12/24 | St. Mary's    | Final     | L 60-69 |    | 10 | 1  | 2   | .500 | 1  | 1   | 1.000 | 0  | 1   | .000  | 2  | 2   | 1.000 | 0   | 1   | 1   | 0   | 0   | 1   | 0   | 2  | 4   | 6.9 |
| 3/11/24 | San Francisco | Semifinal | W 89-77 |    | 10 | 2  | 4   | .500 | 1  | 3   | .333  | 1  | 1   | 1.000 | 1  | 2   | .500  | 1   | 1   | 2   | 1   | 0   | 0   | 0   | 1  | 6   | 8.2 |
|         |               |           |         | 0  | 20 | 3  | 6   | .500 | 2  | 4   | .500  | 1  | 2   | .500  | 3  | 4   | .750  | 1   | 2   | 3   | 1   | 0   | 1   | 0   | 3  | 10  | 7.5 |

### GRAHAM IKE

| Date    | Opp           | Round     | Result  | GS | MP | FG | FGA | FG%  | 2P   | 2PA | 2P%  | 3P   | 3PA | 3P%  | FT   | FTA | FT%  | ORB  | DRB | TRB | AST | STL | BLK | TOV | PF | PTS | +/-  |      |
|---------|---------------|-----------|---------|----|----|----|-----|------|------|-----|------|------|-----|------|------|-----|------|------|-----|-----|-----|-----|-----|-----|----|-----|------|------|
| 3/12/24 | St. Mary's    | Final     | L 60-69 | *  | 20 | 5  | 12  | .417 | 5    | 12  | .417 | 0    | 0   |      | 0    | 1   | .000 | 1    | 4   | 5   | 1   | 0   | 0   | 2   | 4  | 10  | -6.2 |      |
| 3/11/24 | San Francisco | Semifinal | W 89-77 | *  | 30 | 4  | 11  | .364 | 4    | 10  | .400 | 0    | 1   | .000 | 2    | 5   | .400 | 0    | 4   | 4   | 2   | 1   | 0   | 0   | 4  | 10  | -7.1 |      |
|         |               |           |         |    | 2  | 50 | 9   | 23   | .391 | 9   | 22   | .409 | 0   | 1    | .000 | 2   | 6    | .333 | 1   | 8   | 9   | 3   | 1   | 0   | 2  | 8   | 20   | -6.8 |


### RYAN NEMBHARD

| Date    | Opp           | Round     | Result  | GS | MP | FG | FGA | FG%  | 2P | 2PA | 2P%  | 3P | 3PA | 3P%  | FT | FTA | FT%   | ORB | DRB | TRB | AST | STL | BLK | TOV | PF | PTS | +/-  |
|---------|---------------|-----------|---------|----|----|----|-----|------|----|-----|------|----|-----|------|----|-----|-------|-----|-----|-----|-----|-----|-----|-----|----|-----|------|
| 3/12/24 | St. Mary's    | Final     | L 60-69 | *  | 40 | 6  | 14  | .429 | 5  | 11  | .455 | 1  | 3   | .333 | 0  | 0   |       | 0   | 2   | 2   | 11  | 2   | 0   | 4   | 3  | 13  | 6.5  |
| 3/11/24 | San Francisco | Semifinal | W 89-77 | *  | 40 | 5  | 10  | .500 | 3  | 7   | .429 | 2  | 3   | .667 | 4  | 4   | 1.000 | 2   | 4   | 6   | 12  | 2   | 0   | 0   | 1  | 16  | 16.6 |
|         |               |           |         | 2  | 80 | 11 | 24  | .458 | 8  | 18  | .444 | 3  | 6   | .500 | 4  | 4   | 1.000 | 2   | 6   | 8   | 23  | 4   | 0   | 4   | 4  | 29  | 11.5 |

### DUSTY STROMER

| Date    | Opp           | Round     | Result  | GS | MP | FG | FGA | FG%   | 2P    | 2PA | 2P% | 3P | 3PA | 3P%   | FT    | FTA | FT% | ORB | DRB | TRB | AST | STL | BLK | TOV | PF | PTS | +/-  |      |
|---------|---------------|-----------|---------|----|----|----|-----|-------|-------|-----|-----|----|-----|-------|-------|-----|-----|-----|-----|-----|-----|-----|-----|-----|----|-----|------|------|
| 3/12/24 | St. Mary's    | Final     | L 60-69 |    | 17 | 0  | 0   |       | 0     | 0   |     | 0  | 0   |       | 0     | 0   |     | 0   | 1   | 1   | 0   | 1   | 2   | 0   | 1  | 0   | 10.2 |      |
| 3/11/24 | San Francisco | Semifinal | W 89-77 |    | 7  | 1  | 1   | 1.000 | 0     | 0   |     | 1  | 1   | 1.000 | 0     | 0   |     | 0   | 1   | 1   | 1   | 0   | 0   | 0   | 1  | 3   | 18.8 |      |
|         |               |           |         |    | 0  | 24 | 1   | 1     | 1.000 | 0   | 0   |    | 1   | 1     | 1.000 | 0   | 0   |     | 0   | 2   | 2   | 1   | 1   | 2   | 0  | 2   | 3    | 12.8 |

## LAST YEAR AT THE WCC TOURNAMENT ...

| Official Box Score  |                        |    |       |       |       |      |       |                           |     |    |   |    |     |     |     |     |  |                               |  |  |  |  |  |  |  |  |
|---|------------------------|----|-------|-------|-------|------|-------|---------------------------|-----|----|---|----|-----|-----|-----|-----|--|-------------------------------|--|--|--|--|--|--|--|--|
| San Francisco vs Gonzaga  |                        |    |       |       |       |      |       |                           |     |    |   |    |     |     |     |     |  |                               |  |  |  |  |  |  |  |  |
| Game Totals -- Final Statistics   |                        |    |       |       |       |      |       |                           |     |    |   |    |     |     |     |     |  |                               |  |  |  |  |  |  |  |  |
| March 13, 2024 at Orleans Arena - Las Vegas   |                        |    |       |       |       |      |       |                           |     |    |   |    |     |     |     |     |  |                               |  |  |  |  |  |  |  |  |
|  |                        |    |       |       |       |      |       |                           |     |    |   |    |     |     |     |     |  |                               |  |  |  |  |  |  |  |  |
| San Francisco 77  |                        |    |       |       |       |      |       |                           |     |    |   |    |     |     |     |     |  |                               |  |  |  |  |  |  |  |  |
| No.   | Player                 | S  | Pts   | FG    | 3FG   | FT   | ORB   | DRB                       | TRB | PF | A | TO | BLK | STL | Min | +/- |  |                               |  |  |  |  |  |  |  |  |
| 01  | THOMAS, MALIK          | G  | 22    | 7-17  | 2-6   | 6-8  | 2     | 2                         | 4   | 4  | 2 | 0  | 0   | 0   | 33  | -16 |  |                               |  |  |  |  |  |  |  |  |
| 05  | SHABAZIANTS, MIKE      | G  | 0     | 0-3   | 0-2   | 0-0  | 1     | 2                         | 3   | 0  | 5 | 1  | 0   | 0   | 16  | -6  |  |                               |  |  |  |  |  |  |  |  |
| 10  | MOGBO, JONATHAN        | F  | 10    | 5-6   | 0-0   | 0-1  | 2     | 7                         | 9   | 3  | 5 | 1  | 1   | 0   | 31  | -19 |  |                               |  |  |  |  |  |  |  |  |
| 21  | NEWBURY, NDEWEDO       | F  | 8     | 2-9   | 2-6   | 2-2  | 2     | 2                         | 4   | 2  | 1 | 1  | 1   | 0   | 30  | -7  |  |                               |  |  |  |  |  |  |  |  |
| 55  | WILLIAMS, MARCUS       | G  | 17    | 7-14  | 3-8   | 0-0  | 0     | 2                         | 2   | 1  | 6 | 1  | 1   | 0   | 35  | -11 |  |                               |  |  |  |  |  |  |  |  |
| 00  | BEASLEY, RYAN          | G  | 5     | 2-4   | 2-3   | 0-0  | 0     | 0                         | 0   | 1  | 0 | 0  | 0   | 0   | 14  | -6  |  |                               |  |  |  |  |  |  |  |  |
| 11  | KUNEN, JOSH            | F  | 0     | 0-1   | 0-1   | 0-0  | 0     | 3                         | 4   | 1  | 0 | 1  | 0   | 1   | 10  | 3   |  |                               |  |  |  |  |  |  |  |  |
| 12  | BECKER, JUSTIN         | G  | 0     | 0-1   | 0-1   | 0-0  | 0     | 0                         | 1   | 1  | 0 | 0  | 0   | 0   | 4   | -1  |  |                               |  |  |  |  |  |  |  |  |
| 13  | BEASLEY, RYAN          | G  | 10    | 4-5   | 2-3   | 0-0  | 1     | 2                         | 3   | 1  | 1 | 1  | 0   | 0   | 19  | -8  |  |                               |  |  |  |  |  |  |  |  |
| 33  | MARKOVITSKY, VOLODYMYR | C  | 2     | 1-2   | 0-0   | 0-0  | 1     | 2                         | 3   | 1  | 0 | 0  | 0   | 0   | 5   | -2  |  |                               |  |  |  |  |  |  |  |  |
| 15  | WANG, JUNJIE           | F  | 2     | 1-2   | 0-1   | 0-0  | 0     | 0                         | 0   | 0  | 0 | 0  | 0   | 0   | 4   | -1  |  |                               |  |  |  |  |  |  |  |  |
| TEAM  |                        |    |       |       |       |      | 0     | 0                         | 0   |    |   | 1  |     |     |     |     |  |                               |  |  |  |  |  |  |  |  |
| TOTALS  |                        | 77 | 29-63 | 11-31 | 6-11  | 9    | 23    | 32                        | 17  | 21 | 8 | 4  | 6   | 1   | 199 |     |  |                               |  |  |  |  |  |  |  |  |
| Shooting By Period  |                        |    |       |       |       |      |       |                           |     |    |   |    |     |     |     |     |  |                               |  |  |  |  |  |  |  |  |
| Period  |                        | FG | FG%   | 3FG   | 3FG%  | FT   | FT%   | Detailed Rebounds: 2.0    |     |    |   |    |     |     |     |     |  | Last FG: 2nd-00:35            |  |  |  |  |  |  |  |  |
| 1st Half  | 14-32                  |    | 44%   | 7-16  | 44%   | 2-4  | 50%   | Biggest Lead: 6-8         |     |    |   |    |     |     |     |     |  | Biggest Lead By 1st 2nd-07:40 |  |  |  |  |  |  |  |  |
| 2nd Half  | 15-31                  |    | 48%   | 4-15  | 27%   | 6-7  | 86%   | Largest Lead By 2nd-04:12 |     |    |   |    |     |     |     |     |  | Technical Fouls: None         |  |  |  |  |  |  |  |  |
| Game  | 29-63                  |    | 46.0% | 11-31 | 35.8% | 8-11 | 72.7% |                           |     |    |   |    |     |     |     |     |  |                               |  |  |  |  |  |  |  |  |

| Gonzaga 89                               |                |       |       |       |       |                     |     |     |    |    |    |     |     |     |     |    |  |
|--|----------------|-------|-------|-------|-------|---------------------|-----|-----|----|----|----|-----|-----|-----|-----|----|--|
|  | S              | Pts   | FG    | 3FG   | FT    | ORB                 | DRB | TRB | PF | A  | TO | BLK | STL | Min | +/- |    |  |
| 00                                       | NEMBARD, RYAN  | G     | 16    | 5-10  | 2-3   | 4-4                 | 2   | 4   | 6  | 1  | 12 | 0   | 0   | 2   | 40  | 12 |  |
| 11                                       | HICKMAN, NOLAN | G     | 20    | 7-11  | 2-3   | 4-4                 | 0   | 4   | 4  | 1  | 6  | 0   | 0   | 1   | 40  | 12 |  |
| 13                                       | IKE, GRAHAM    | F     | 10    | 4-11  | 0-1   | 2-5                 | 0   | 4   | 4  | 2  | 0  | 0   | 0   | 1   | 30  | 17 |  |
| 22                                       | WATSON, ANTON  | F     | 17    | 7-15  | 1-4   | 2-4                 | 3   | 4   | 7  | 3  | 1  | 1   | 0   | 0   | 37  | 9  |  |
| 33                                       | GREGG, BEN     | F     | 17    | 5-9   | 4-7   | 3-4                 | 4   | 7   | 11 | 1  | 0  | 1   | 1   | 1   | 36  | 12 |  |
| 04                                       | STROMER, DUSTY | G     | 3     | 1-1   | 1-1   | 0-0                 | 0   | 1   | 1  | 1  | 1  | 0   | 0   | 0   | 7   | 2  |  |
| 34                                       | HUFF, BRADEN   | F     | 6     | 2-4   | 1-1   | 1-2                 | 1   | 1   | 2  | 1  | 1  | 0   | 0   | 0   | 10  | -4 |  |
| TEAM                                     |                |       |       |       |       |                     | 1   | 1   | 2  | 0  | 1  |     |     |     |     |    |  |
| TOTALS                                   |                |       | 89    | 31-81 | 11-20 | 16-23               | 11  | 26  | 37 | 12 | 23 | 3   | 1   | 5   | 199 |    |  |
| Shooting by Period                       |                |       |       |       |       |                     |     |     |    |    |    |     |     |     |     |    |  |
|  | 1st            | 2nd   | 3rd   | 4th   | FT    | Overall Shooting %  |     |     |    |    |    |     |     |     |     |    |  |
| 1st Half                                 | 13-32          | 41%   | 4-10  | 40%   | 8-12  | 1st Half Shooting % |     |     |    |    |    |     |     |     |     |    |  |
| 2nd Half                                 | 18-29          | 62%   | 7-10  | 70%   | 8-11  | 2nd Half Shooting % |     |     |    |    |    |     |     |     |     |    |  |
| Game                                     | 31-61          | 50.9% | 11-20 | 55.0% | 16-23 | 73%                 |     |     |    |    |    |     |     |     |     |    |  |
| Last Shot Made by 19 at 2:04 (Team A)    |                |       |       |       |       |                     |     |     |    |    |    |     |     |     |     |    |  |
| Rebound Poss: #13 (Carm A) @ 2nd - 12:34 |                |       |       |       |       |                     |     |     |    |    |    |     |     |     |     |    |  |





## WCC TOURNAMENT ALL-TIME STATISTICS

| ## | Player               | GP | GS | Min | Avg  | FG | FGA | Pct  | 3FG | FGA | Pct   | FT | FTA | Pct   | Off | Def | Tot | Avg  | PF | F0 | A  | TO | Blk | Stl | Pts | Avg  |
|----|----------------------|----|----|-----|------|----|-----|------|-----|-----|-------|----|-----|-------|-----|-----|-----|------|----|----|----|----|-----|-----|-----|------|
| 05 | WILLIAMS-GOSS, Nigel | 3  | 3  | 109 | 36.3 | 22 | 35  | .629 | 2   | 3   | .667  | 21 | 23  | .913  | 3   | 17  | 20  | 6.7  | 4  | 0  | 15 | 6  | 1   | 7   | 67  | 22.3 |
| 21 | DICKAU, Dan          | 6  | 6  | 194 | 32.3 | 39 | 83  | .470 | 20  | 49  | .408  | 35 | 44  | .795  | 5   | 17  | 22  | 3.7  | 13 | 0  | 27 | 14 | 0   | 4   | 133 | 22.2 |
| 24 | McPHEE, Jim          | 3  | 3  | 109 | 36.3 | 26 | 45  | .578 | 0   | 1   | .000  | 14 | 16  | .875  | 3   | 8   | 11  | 3.7  | 11 | 1  | 15 | 15 | 2   | 4   | 66  | 22.0 |
| 24 | DAVIS, Jarrod        | 4  | 4  | 139 | 34.8 | 30 | 59  | .508 | 13  | 27  | .481  | 13 | 16  | .813  | 1   | 9   | 10  | 2.5  | 13 | 1  | 6  | 8  | 0   | 6   | 86  | 21.5 |
| 15 | RILLIE, John         | 7  | 7  | 256 | 36.6 | 39 | 75  | .520 | 28  | 55  | .509  | 31 | 33  | .939  | 8   | 21  | 29  | 4.1  | 13 | 0  | 15 | 15 | 0   | 7   | 137 | 19.6 |
| 23 | ROLLINS, Lorenzo     | 4  | 4  | 134 | 33.5 | 31 | 68  | .456 | 8   | 29  | .276  | 8  | 10  | .800  | 3   | 8   | 11  | 2.8  | 6  | 0  | 7  | 6  | 1   | 6   | 78  | 19.5 |
| 03 | MORRISON, Adam       | 6  | 4  | 184 | 30.7 | 39 | 83  | .470 | 9   | 25  | .360  | 28 | 38  | .737  | 6   | 17  | 23  | 3.8  | 13 | 0  | 19 | 8  | 4   | 7   | 115 | 19.2 |
| 1  | SUGGS, Jalen         | 2  | 2  | 65  | 32.5 | 14 | 24  | .583 | 5   | 10  | .500  | 5  | 8   | .625  | 1   | 11  | 12  | 6.0  | 6  | 0  | 8  | 4  | 1   | 3   | 38  | 19.0 |
| 21 | PARHAM, Lennie       | 1  | 1  | 26  | 26.0 | 5  | 12  | .417 | 0   | 1   | .000  | 9  | 10  | .900  | 1   | 1   | 2   | 2.0  | 3  | 0  | 1  | 2  | 0   | 2   | 19  | 19.0 |
| 33 | WILTJER, Kyle        | 6  | 6  | 201 | 33.5 | 42 | 74  | .568 | 16  | 25  | .640  | 13 | 18  | .722  | 11  | 36  | 47  | 7.8  | 10 | 0  | 10 | 13 | 8   | 2   | 113 | 18.8 |
| 15 | HOLMDAHL, Bret       | 2  | 2  | 85  | 42.5 | 16 | 33  | .485 | 4   | 5   | .800  | 1  | 1   | 1.000 | 3   | 14  | 17  | 8.5  | 6  | 1  | 10 | 7  | 0   | 8   | 37  | 18.5 |
| 13 | BATISTA, J.P.        | 4  | 4  | 121 | 30.3 | 22 | 34  | .647 | 1   | 1   | 1.000 | 22 | 27  | .815  | 13  | 29  | 42  | 10.5 | 9  | 0  | 3  | 8  | 0   | 2   | 67  | 18.8 |
| 10 | STEPP, Blake         | 10 | 10 | 326 | 32.6 | 46 | 109 | .422 | 29  | 73  | .397  | 43 | 53  | .811  | 8   | 26  | 34  | 3.4  | 22 | 0  | 31 | 25 | 0   | 8   | 164 | 16.4 |
| 32 | HENDRIX, Bakari      | 4  | 4  | 122 | 30.5 | 27 | 53  | .509 | 1   | 9   | .111  | 10 | 21  | .476  | 13  | 24  | 37  | 9.3  | 15 | 2  | 5  | 13 | 4   | 0   | 65  | 16.3 |
| 15 | SPRADLEY, Doug       | 2  | 2  | 66  | 33.0 | 12 | 25  | .480 | 4   | 10  | .400  | 4  | 6   | .667  | 2   | 5   | 7   | 3.5  | 7  | 0  | 6  | 9  | 0   | 2   | 32  | 16.0 |
| 2  | TIMME, Drew          | 8  | 6  | 207 | 25.9 | 51 | 68  | .750 | 0   | 2   | .000  | 23 | 37  | .622  | 11  | 31  | 42  | 5.3  | 18 | 0  | 20 | 16 | 2   | 5   | 125 | 15.6 |
| 15 | CLARKE, Brandon      | 2  | 2  | 56  | 28.0 | 12 | 15  | .800 | 0   | 1   | 0     | 7  | 9   | .778  | 5   | 10  | 15  | 7.5  | 3  | 0  | 5  | 4  | 3   | 1   | 31  | 15.5 |
| 13 | SANTANGELO, Matt     | 10 | 10 | 353 | 35.3 | 51 | 124 | .411 | 25  | 59  | .424  | 26 | 31  | .839  | 3   | 31  | 34  | 3.4  | 15 | 0  | 63 | 35 | 3   | 8   | 153 | 15.3 |
| 34 | BROWN, Jeff          | 7  | 7  | 227 | 32.4 | 39 | 83  | .470 | 1   | 4   | .250  | 26 | 36  | .722  | 13  | 22  | 35  | 5.0  | 18 | 0  | 12 | 16 | 0   | 4   | 105 | 15.0 |
| 3  | NEMBARD, Andrew      | 4  | 4  | 149 | 37.3 | 25 | 46  | .543 | 7   | 13  | .538  | 2  | 2   | 1.000 | 0   | 9   | 9   | 2.3  | 9  | 0  | 20 | 2  | 0   | 4   | 59  | 14.8 |
| 20 | HARRIS, Elias        | 8  | 8  | 258 | 32.2 | 41 | 75  | .547 | 8   | 18  | .444  | 27 | 37  | .730  | 12  | 45  | 57  | 7.1  | 21 | 0  | 10 | 16 | 3   | 5   | 117 | 14.6 |
| 00 | NEMBARD, Ryan        | 2  | 2  | 80  | 40.0 | 11 | 24  | .458 | 3   | 6   | .500  | 4  | 4   | 1.000 | 2   | 6   | 8   | 4.0  | 4  | 0  | 23 | 4  | 0   | 4   | 29  | 14.5 |
| 23 | NORVELL JR., Zach    | 5  | 5  | 134 | 26.8 | 25 | 49  | .510 | 15  | 32  | .469  | 4  | 6   | .667  | 4   | 13  | 17  | 3.4  | 14 | 0  | 6  | 12 | 1   | 5   | 68  | 13.6 |
| 41 | FRANKLIN, Todd       | 2  | 2  | 64  | 32.0 | 10 | 16  | .625 | 0   | 0   | .000  | 7  | 7   | 1.000 | 4   | 12  | 16  | 8.0  | 7  | 0  | 4  | 8  | 0   | 1   | 27  | 13.5 |
| 11 | HALL, Quentin        | 6  | 3  | 170 | 28.3 | 28 | 53  | .528 | 10  | 26  | .385  | 13 | 16  | .813  | 4   | 17  | 21  | 3.5  | 17 | 0  | 17 | 10 | 1   | 8   | 79  | 13.2 |
| 11 | AYAYI, Joel          | 5  | 4  | 141 | 28.2 | 18 | 34  | .529 | 7   | 16  | .438  | 12 | 16  | .750  | 11  | 24  | 35  | 7.0  | 9  | 0  | 4  | 5  | 2   | 3   | 65  | 13.0 |
| 25 | ROE, Danny           | 2  | 1  | 49  | 24.5 | 12 | 21  | .571 | 2   | 4   | .500  | 0  | 1   | .000  | 5   | 2   | 7   | 3.5  | 10 | 2  | 1  | 2  | 1   | 0   | 26  | 13.0 |
| 11 | SABONIS, Domantas    | 6  | 3  | 161 | 26.8 | 27 | 47  | .574 | 2   | 2   | 1.000 | 22 | 30  | .733  | 15  | 31  | 46  | 7.7  | 19 | 0  | 7  | 16 | 4   | 2   | 78  | 13.0 |
| 35 | HAALAND, Dale        | 1  | 1  | 36  | 36.0 | 5  | 10  | .500 | 0   | 0   | .000  | 3  | 5   | .600  | 5   | 8   | 13  | 13.0 | 3  | 0  | 2  | 2  | 0   | 2   | 13  | 13.0 |
| 33 | TILLIE, Kilian       | 10 | 5  | 199 | 19.9 | 43 | 63  | .682 | 19  | 26  | .730  | 15 | 19  | .789  | 7   | 31  | 38  | 3.8  | 12 | 0  | 9  | 11 | 4   | 7   | 126 | 12.6 |
| 34 | HOLMGREN, Chet       | 2  | 2  | 56  | 28.0 | 10 | 19  | .526 | 1   | 8   | .125  | 4  | 5   | .800  | 1   | 15  | 16  | 8.0  | 8  | 0  | 2  | 5  | 7   | 5   | 25  | 12.5 |
| 05 | RAIVIO, Derek        | 8  | 6  | 226 | 28.3 | 25 | 54  | .463 | 10  | 29  | .345  | 40 | 43  | .930  | 4   | 12  | 16  | 2.0  | 5  | 0  | 22 | 10 | 1   | 11  | 100 | 12.5 |
| 03 | WILLIAMS, Johnathan  | 6  | 6  | 172 | 28.6 | 31 | 54  | .574 | 1   | 4   | .250  | 10 | 19  | .526  | 8   | 44  | 52  | 8.6  | 10 | 0  | 8  | 16 | 5   | 8   | 73  | 12.2 |
| 35 | TURIAF, Ronny        | 9  | 6  | 222 | 24.7 | 39 | 90  | .433 | 0   | 0   | .000  | 32 | 49  | .653  | 27  | 47  | 74  | 8.2  | 24 | 0  | 8  | 9  | 18  | 8   | 110 | 12.2 |
| 22 | STANFORD, Matt       | 7  | 4  | 174 | 24.9 | 30 | 58  | .517 | 7   | 13  | .538  | 16 | 28  | .571  | 11  | 16  | 27  | 3.9  | 20 | 1  | 15 | 11 | 1   | 5   | 83  | 11.9 |
| 13 | GOSS, Geoff          | 8  | 7  | 265 | 33.1 | 27 | 53  | .509 | 3   | 9   | .333  | 37 | 43  | .860  | 7   | 24  | 31  | 3.9  | 23 | 1  | 38 | 32 | 0   | 13  | 94  | 11.8 |
| 33 | VIOLETTE, Cory       | 9  | 5  | 221 | 24.6 | 41 | 70  | .586 | 0   | 3   | .000  | 23 | 31  | .742  | 19  | 40  | 59  | 6.6  | 19 | 1  | 6  | 7  | 6   | 9   | 105 | 11.7 |
| 05 | DAYE, Austin         | 4  | 2  | 93  | 23.3 | 17 | 32  | .531 | 4   | 10  | .400  | 8  | 12  | .667  | 1   | 25  | 26  | 6.5  | 7  | 0  | 4  | 9  | 7   | 4   | 46  | 11.5 |
| 04 | PANGOS, Kevin        | 10 | 10 | 361 | 36.1 | 35 | 91  | .385 | 17  | 48  | .354  | 28 | 35  | .800  | 3   | 29  | 32  | 3.2  | 27 | 1  | 31 | 20 | 1   | 14  | 115 | 11.5 |
| 21 | ROGERS, Paul         | 6  | 6  | 183 | 30.5 | 25 | 46  | .543 | 1   | 1   | 1.000 | 18 | 30  | .600  | 11  | 34  | 45  | 7.5  | 18 | 1  | 6  | 17 | 7   | 1   | 69  | 11.5 |
| 24 | KARNOWSKI, Przemek   | 11 | 9  | 243 | 22.1 | 48 | 78  | .615 | 0   | 0   | .000  | 29 | 46  | .630  | 14  | 51  | 65  | 5.9  | 15 | 0  | 13 | 20 | 12  | 6   | 125 | 11.4 |
| 24 | FRAHM, Richie        | 10 | 9  | 293 | 29.3 | 35 | 93  | .376 | 23  | 58  | .397  | 21 | 25  | .840  | 10  | 22  | 32  | 3.2  | 9  | 0  | 23 | 14 | 1   | 5   | 114 | 11.4 |
| 3  | PETRUSEV, Filip      | 3  | 2  | 72  | 24.0 | 13 | 24  | .541 | 0   | 0   | .000  | 8  | 12  | .667  | 7   | 16  | 23  | 7.7  | 3  | 0  | 9  | 2  | 1   | 0   | 34  | 11.3 |
| 22 | DOWNS, Micah         | 6  | 2  | 152 | 25.3 | 22 | 55  | .400 | 11  | 25  | .440  | 13 | 21  | .619  | 14  | 24  | 38  | 6.3  | 12 | 0  | 6  | 5  | 4   | 2   | 68  | 11.3 |
| 31 | CALVARY, Casey       | 12 | 9  | 299 | 24.9 | 56 | 91  | .615 | 3   | 15  | .200  | 21 | 48  | .438  | 17  | 51  | 68  | 5.7  | 27 | 0  | 14 | 20 | 16  | 8   | 136 | 11.3 |
| 33 | GREGG, Ben           | 4  | 2  | 114 | 28.5 | 13 | 21  | .619 | 10  | 17  | .588  | 9  | 11  | .818  | 5   | 13  | 18  | 4.5  | 10 | 0  | 1  | 4  | 4   | 3   | 45  | 11.2 |
| 21 | McCLELLAN, Eric      | 6  | 3  | 113 | 18.8 | 19 | 40  | .475 | 7   | 14  | .500  | 22 | 24  | .917  | 5   | 9   | 14  | 2.3  | 7  | 0  | 9  | 2  | 0   | 2   | 67  | 11.2 |
| 32 | GRAY, Steven         | 8  | 6  | 237 | 29.6 | 30 | 59  | .508 | 7   | 22  | .318  | 22 | 28  | .786  | 7   | 17  | 24  | 3.0  | 18 | 0  | 18 | 10 | 0   | 8   | 89  | 11.1 |
| 15 | BOULDIN, Matt        | 8  | 8  | 259 | 32.4 | 29 | 67  | .433 | 8   | 20  | .400  | 22 | 30  | .733  | 10  | 18  | 28  | 3.5  | 17 | 0  | 32 | 19 | 1   | 8   | 88  | 11.0 |
| 22 | WATSON, Anton        | 8  | 4  | 212 | 26.5 | 36 | 71  | .507 | 3   | 14  | .214  | 12 | 19  | .632  | 13  | 37  | 50  | 6.3  | 16 | 0  | 15 | 6  | 4   | 4   | 87  | 10.9 |
| 04 | MATHEWS, Jordan      | 3  | 3  | 85  | 28.3 | 10 | 21  | .476 | 5   | 10  | .500  | 7  | 8   | .875  | 0   | 8   | 8   | 2.7  | 5  | 0  | 3  | 1  | 0   | 3   | 32  | 10.7 |
| 22 | WESLEY, Byron        | 3  | 3  | 73  | 24.3 | 12 | 19  | .632 | 2   | 2   | 1.000 | 6  | 16  | .375  | 1   | 6   | 7   | 2.3  | 5  | 0  | 7  | 2  | 0   | 5   | 32  | 10.7 |
| 35 | DOWER, Sam           | 9  | 3  | 188 | 20.9 | 35 | 78  | .449 | 2   | 7   | .286  | 23 | 29  | .793  | 6   | 34  | 40  | 4.4  | 13 | 0  | 6  | 10 | 4   | 3   | 95  | 10.6 |
| 35 | VERRET, Paul         | 2  | 2  | 67  | 33.5 | 8  | 11  | .727 | 0   | 0   | .000  | 5  | 6   | .833  | 6   | 16  | 22  | 11.0 | 8  | 0  | 4  | 4  | 2   | 1   | 21  | 10.5 |
| 15 | HERNANDEZ, Alex      | 6  | 0  | 131 | 21.8 | 20 | 34  | .588 | 1   | 6   | .167  | 19 | 32  | .594  | 10  | 18  | 28  | 4.7  | 11 | 0  | 16 | 6  | 1   | 5   | 60  | 10.0 |
| 13 | IKE, Graham          | 2  | 2  | 49  | 24.5 | 9  | 23  | .391 | 0   | 1   | .000  | 2  | 6   | .333  | 1   | 8   | 9   | 4.5  | 8  | 0  | 3  | 2  | 0   | 1   | 20  | 10.0 |
| 01 | GILDER, Admon        | 2  | 0  | 46  | 23.0 | 7  | 14  | .500 | 1   | 6   | .167  | 5  | 7   | .714  | 1   | 1   | 2   | 1.0  | 7  | 0  | 2  | 2  | 0   | 1   | 20  | 10.0 |
| 04 | WOOLRIDGE, Ryan      | 2  | 2  | 62  | 31.0 | 9  | 15  | .600 | 2   | 2   | 1.000 | 0  | 1   | .000  | 0   | 6   | 6   | 3.0  | 1  | 0  | 1  | 1  | 0   | 1   | 20  | 10.0 |
| 05 | BELL JR., Gary       | 10 | 10 | 319 | 31.9 | 36 | 75  | .480 | 14  | 33  | .424  | 13 | 21  | .619  | 2   | 24  | 26  | 2.6  | 24 | 0  | 18 | 11 | 1   | 6   | 99  | 9.9  |
| 0  | STRAWATHER, Julian   | 5  | 4  | 132 | 26.4 | 14 | 28  | .500 | 6   | 11  | .545  | 14 | 17  | .824  | 2   | 9   | 11  | 2.2  | 8  | 0  | 7  | 5  | 3   | 4   | 48  | 9.6  |
| 24 | KINLOCH, Jon         | 10 | 6  | 265 | 26.5 | 25 | 56  | .446 | 13  | 29  | .448  | 32 | 37  | .865  | 12  | 26  | 38  | 3.8  | 23 | 1  | 12 | 16 | 12  | 8   | 95  | 9.5  |
| 02 | PARGO, Jeremy        | 8  | 6  | 198 | 24.8 | 28 | 52  | .538 | 4   | 16  | .250  | 15 | 22  | .682  | 3   | 15  | 18  | 2.3  | 19 | 0  |    |    |     |     |     |      |



| ## | Player               | GP | GS | Min | Avg  | FG | FGA | Pct   | 3FG | FGA | Pct   | FT | FTA | Pct   | Off | Def | Tot | Avg | PF | FO | A  | TO | Blk | Stl | Pts | Avg |
|----|----------------------|----|----|-----|------|----|-----|-------|-----|-----|-------|----|-----|-------|-----|-----|-----|-----|----|----|----|----|-----|-----|-----|-----|
| 34 | HUFF, Braden         | 2  | 0  | 21  | 10.5 | 3  | 6   | .500  | 1   | 2   | .500  | 3  | 4   | .750  | 1   | 2   | 3   | 1.5 | 3  | 0  | 1  | 0  | 1   | 0   | 10  | 5.0 |
| 25 | SKINNER, Tony        | 4  | 2  | 107 | 26.8 | 8  | 15  | .533  | 2   | 4   | .500  | 2  | 5   | .400  | 5   | 15  | 20  | 5.0 | 8  | 0  | 5  | 5  | 1   | 3   | 20  | 5.0 |
| 23 | SPINK, Mark          | 10 | 3  | 156 | 15.6 | 14 | 20  | .700  | 0   | 0   | .000  | 22 | 27  | .815  | 13  | 31  | 44  | 4.4 | 29 | 1  | 13 | 13 | 3   | 3   | 50  | 5.0 |
| 10 | EDI, Guy Landry      | 4  | 2  | 63  | 15.8 | 5  | 14  | .357  | 1   | 7   | .143  | 8  | 9   | .889  | 1   | 2   | 3   | 0.8 | 7  | 1  | 4  | 1  | 1   | 3   | 19  | 4.8 |
| 00 | MELSON, Silas        | 12 | 3  | 239 | 19.9 | 18 | 46  | .391  | 9   | 27  | .333  | 13 | 15  | .867  | 3   | 24  | 27  | 2.3 | 26 | 0  | 7  | 8  | 0   | 3   | 58  | 4.8 |
| 22 | McGOWAN, Felix       | 5  | 0  | 62  | 12.4 | 8  | 18  | .444  | 1   | 5   | .200  | 7  | 10  | .700  | 3   | 3   | 6   | 1.2 | 6  | 0  | 2  | 4  | 0   | 3   | 24  | 4.8 |
| 15 | FLOYD, Ryan          | 9  | 2  | 148 | 16.4 | 12 | 25  | .480  | 5   | 13  | .385  | 7  | 10  | .700  | 7   | 15  | 22  | 2.4 | 13 | 0  | 14 | 7  | 1   | 2   | 36  | 4.0 |
| 01 | AROP, Mangisto       | 1  | 0  | 21  | 21.0 | 2  | 4   | .500  | 0   | 1   | .000  | 0  | 0   | .000  | 3   | 5   | 8   | 8.0 | 2  | 0  | 0  | 0  | 0   | 0   | 4   | 4.0 |
| 34 | ZAHARIAS, Nick       | 1  | 0  | 5   | 5.0  | 2  | 2   | 1.000 | 0   | 0   | .000  | 0  | 0   | .000  | 0   | 0   | 0   | 0.0 | 0  | 0  | 0  | 0  | 0   | 0   | 4   | 4.0 |
| 25 | PINNEY, Brad         | 1  | 0  | 2   | 2.0  | 1  | 1   | 1.000 | 0   | 0   | .000  | 2  | 3   | .667  | 1   | 0   | 1   | 1.0 | 0  | 0  | 0  | 0  | 0   | 0   | 4   | 4.0 |
| 23 | SPINK, Scott         | 8  | 2  | 129 | 16.1 | 10 | 27  | .370  | 0   | 2   | .000  | 10 | 14  | .714  | 5   | 20  | 25  | 3.1 | 18 | 2  | 8  | 8  | 3   | 10  | 30  | 3.8 |
| 04 | ALTIDOR-CESPEDES, P. | 6  | 2  | 91  | 15.2 | 8  | 18  | .444  | 5   | 9   | .556  | 1  | 2   | .500  | 5   | 8   | 13  | 2.2 | 7  | 0  | 10 | 10 | 0   | 2   | 22  | 3.7 |
| 22 | KNIGHT, Erroll       | 6  | 4  | 120 | 20.0 | 7  | 19  | .368  | 1   | 5   | .200  | 6  | 11  | .545  | 3   | 7   | 10  | 1.7 | 13 | 0  | 5  | 9  | 4   | 2   | 21  | 3.5 |
| 24 | BANKHEAD, Kyle       | 10 | 4  | 181 | 18.1 | 12 | 32  | .375  | 10  | 26  | .385  | 1  | 2   | .500  | 1   | 8   | 9   | 0.9 | 15 | 0  | 22 | 6  | 0   | 6   | 35  | 3.5 |
| 25 | REASON, Anthony      | 6  | 3  | 96  | 16.0 | 5  | 13  | .385  | 0   | 5   | .000  | 11 | 15  | .733  | 7   | 16  | 23  | 3.8 | 13 | 1  | 16 | 6  | 1   | 2   | 21  | 3.5 |
| 25 | NILSON, Mike         | 7  | 1  | 95  | 13.6 | 7  | 16  | .438  | 1   | 5   | .200  | 9  | 11  | .818  | 9   | 12  | 21  | 3.0 | 11 | 1  | 5  | 6  | 2   | 6   | 24  | 3.4 |
| 15 | REID III, Efton      | 2  | 0  | 5   | 2.5  | 2  | 2   | 1.000 | 0   | 0   | .000  | 2  | 3   | .667  | 0   | 0   | 0   | 0.0 | 0  | 0  | 0  | 0  | 0   | 0   | 6   | 3.0 |
| 32 | BRADY, Eric          | 4  | 4  | 107 | 26.8 | 4  | 9   | .444  | 2   | 5   | .400  | 2  | 2   | 1.000 | 1   | 16  | 17  | 4.3 | 14 | 1  | 5  | 3  | 0   | 3   | 12  | 3.0 |
| 22 | LEASURE, Mike        | 10 | 4  | 135 | 13.5 | 11 | 28  | .393  | 0   | 8   | .000  | 7  | 9   | .778  | 9   | 16  | 25  | 2.5 | 18 | 1  | 12 | 8  | 2   | 7   | 29  | 2.9 |
| 33 | GRIFFIN, Doug        | 4  | 0  | 75  | 18.8 | 4  | 5   | .800  | 0   | 0   | .000  | 3  | 9   | .333  | 5   | 13  | 18  | 4.5 | 6  | 0  | 2  | 2  | 1   | 0   | 11  | 2.8 |
| 11 | DUDLEY, Jamie        | 6  | 2  | 73  | 12.2 | 4  | 11  | .364  | 2   | 2   | 1.000 | 7  | 11  | .636  | 0   | 8   | 8   | 1.3 | 9  | 0  | 7  | 11 | 0   | 2   | 17  | 2.8 |
| 31 | FREDERICKSON, Brian  | 3  | 1  | 45  | 15.0 | 3  | 10  | .300  | 0   | 0   | .000  | 2  | 5   | .400  | 1   | 5   | 6   | 2.0 | 11 | 0  | 4  | 7  | 0   | 3   | 8   | 2.7 |
| 33 | DELANEY, Chris       | 4  | 0  | 48  | 12.0 | 3  | 6   | .500  | 0   | 0   | .000  | 3  | 7   | .429  | 3   | 8   | 11  | 2.8 | 10 | 0  | 0  | 1  | 3   | 1   | 9   | 2.3 |
| 10 | SALLIS, Hunter       | 4  | 0  | 57  | 14.3 | 2  | 8   | .250  | 0   | 3   | .000  | 4  | 7   | .571  | 0   | 6   | 6   | 1.5 | 5  | 0  | 3  | 3  | 0   | 1   | 8   | 2.0 |
| 13 | REISMAN, Josh        | 2  | 0  | 19  | 9.5  | 2  | 4   | .500  | 0   | 1   | .000  | 0  | 0   | .000  | 0   | 4   | 4   | 2.0 | 1  | 0  | 0  | 0  | 0   | 2   | 4   | 2.0 |
| 45 | FOSTER, Will         | 5  | 0  | 38  | 7.6  | 5  | 7   | .714  | 0   | 0   | .000  | 0  | 4   | .000  | 3   | 7   | 10  | 2.0 | 5  | 0  | 0  | 3  | 2   | 1   | 10  | 2.0 |
| 00 | COLEMAN, Gerard      | 2  | 0  | 17  | 8.5  | 1  | 3   | .333  | 0   | 0   | .000  | 2  | 2   | 1.000 | 0   | 2   | 2   | 1.0 | 0  | 0  | 0  | 2  | 0   | 0   | 4   | 2.0 |
| 21 | MAY, Darryl          | 2  | 0  | 15  | 7.5  | 2  | 6   | .333  | 0   | 0   | .000  | 0  | 0   | .000  | 0   | 1   | 1   | 0.5 | 1  | 0  | 2  | 3  | 0   | 2   | 4   | 2.0 |
| 15 | SPANGLER, Ryan       | 2  | 0  | 4   | 2.0  | 2  | 2   | 1.000 | 0   | 0   | .000  | 0  | 0   | .000  | 1   | 0   | 1   | 0.5 | 1  | 0  | 0  | 0  | 0   | 0   | 4   | 2.0 |
| 11 | WADLINGTON, Marlon   | 1  | 0  | 15  | 15.0 | 1  | 3   | .333  | 0   | 0   | .000  | 0  | 0   | .000  | 0   | 1   | 1   | 1.0 | 0  | 0  | 1  | 1  | 0   | 0   | 2   | 2.0 |
| 23 | WALKER, Paul         | 1  | 0  | 9   | 9.0  | 0  | 2   | .000  | 0   | 0   | .000  | 2  | 2   | 1.000 | 0   | 0   | 0   | 0.0 | 0  | 0  | 0  | 0  | 0   | 0   | 2   | 2.0 |
| 21 | KINCAID, Matt        | 1  | 0  | 3   | 3.0  | 1  | 2   | .500  | 0   | 0   | .000  | 0  | 0   | .000  | 0   | 0   | 0   | 0.0 | 0  | 0  | 0  | 1  | 0   | 0   | 2   | 2.0 |
| 14 | WILLIAMS, Kenny      | 1  | 0  | 3   | 3.0  | 1  | 1   | 1.000 | 0   | 0   | .000  | 0  | 0   | .000  | 0   | 0   | 0   | 0.0 | 0  | 0  | 1  | 0  | 0   | 0   | 2   | 2.0 |
| 31 | KINCAID, Keith       | 1  | 0  | 1   | 1.0  | 1  | 1   | 1.000 | 0   | 0   | .000  | 0  | 0   | .000  | 0   | 0   | 0   | 0.0 | 0  | 0  | 0  | 1  | 0   | 0   | 2   | 2.0 |
| 02 | NUNEZ, Angel         | 6  | 0  | 23  | 3.8  | 5  | 7   | .714  | 0   | 0   | .000  | 1  | 2   | .500  | 2   | 1   | 3   | 0.5 | 9  | 0  | 0  | 4  | 4   | 1   | 11  | 1.8 |
| 04 | STROMER, Dusty       | 2  | 0  | 23  | 11.5 | 1  | 1   | 1.000 | 1   | 1   | 1.000 | 0  | 0   | .000  | 0   | 2   | 2   | 1.0 | 2  | 0  | 1  | 0  | 2   | 1   | 3   | 1.5 |
| 34 | SHERRELL, Jay        | 4  | 0  | 16  | 4.0  | 3  | 4   | .750  | 0   | 0   | .000  | 0  | 1   | .000  | 0   | 8   | 8   | 2.0 | 1  | 0  | 1  | 1  | 0   | 1   | 6   | 1.5 |
| 22 | JONES, Jeremy        | 8  | 0  | 52  | 6.5  | 6  | 12  | .500  | 2   | 5   | .400  | 3  | 5   | .600  | 2   | 8   | 10  | 1.3 | 2  | 0  | 0  | 0  | 1   | 1   | 17  | 2.1 |
| 25 | EDWARDS, Ryan        | 4  | 0  | 13  | 3.3  | 3  | 5   | .600  | 0   | 0   | .000  | 0  | 0   | .000  | 2   | 1   | 4   | 1.0 | 1  | 0  | 0  | 0  | 0   | 0   | 6   | 1.5 |
| 30 | HART, Mike           | 6  | 2  | 89  | 14.8 | 2  | 3   | .667  | 0   | 0   | .000  | 4  | 4   | 1.000 | 6   | 8   | 14  | 2.3 | 6  | 0  | 1  | 2  | 1   | 5   | 8   | 1.3 |
| 23 | COLE, David          | 4  | 0  | 31  | 7.8  | 2  | 6   | .333  | 1   | 5   | .200  | 0  | 0   | .000  | 1   | 0   | 1   | 0.3 | 0  | 0  | 1  | 3  | 0   | 0   | 5   | 1.3 |
| 11 | FORBES, Germaine     | 3  | 0  | 27  | 9.0  | 2  | 7   | .286  | 0   | 3   | .000  | 0  | 0   | .000  | 0   | 1   | 1   | 0.3 | 3  | 0  | 2  | 1  | 0   | 1   | 4   | 1.3 |
| 43 | BARHAM, Drew         | 5  | 0  | 41  | 8.2  | 2  | 9   | .222  | 2   | 9   | .222  | 0  | 0   | .000  | 1   | 7   | 8   | 1.6 | 7  | 0  | 1  | 0  | 1   | 2   | 6   | 1.2 |
| 21 | BALLO, Oumar         | 1  | 0  | 3   | 3.0  | 0  | 0   | .000  | 0   | 0   | .000  | 1  | 2   | .500  | 1   | 0   | 1   | 1.0 | 0  | 0  | 0  | 0  | 0   | 0   | 1   | 1.0 |
| 50 | BROWN, Ira           | 2  | 0  | 9   | 4.5  | 1  | 4   | .250  | 0   | 1   | .000  | 0  | 0   | .000  | 1   | 2   | 3   | 1.5 | 0  | 0  | 0  | 0  | 0   | 0   | 2   | 1.0 |
| 0  | CRANDALL, Geno       | 2  | 0  | 44  | 22.0 | 0  | 5   | 0     | 0   | 2   | 0     | 2  | 2   | 1.000 | 0   | 4   | 4   | 2.0 | 4  | 0  | 6  | 2  | 0   | 5   | 2   | 1.0 |
| 05 | VILARINO, G.J.       | 2  | 0  | 3   | 1.5  | 1  | 2   | .500  | 0   | 0   | .000  | 0  | 0   | .000  | 0   | 0   | 0   | 0.0 | 1  | 0  | 0  | 0  | 0   | 0   | 2   | 1.0 |
| 11 | WILLIAMS, Kevin      | 9  | 0  | 55  | 6.1  | 3  | 12  | .250  | 1   | 5   | .200  | 1  | 2   | .500  | 3   | 5   | 8   | 0.9 | 4  | 0  | 4  | 2  | 0   | 1   | 8   | 0.9 |
| 13 | NEMETH, John         | 4  | 0  | 21  | 5.3  | 1  | 3   | .333  | 0   | 0   | .000  | 1  | 2   | .500  | 0   | 4   | 4   | 1.0 | 0  | 0  | 5  | 1  | 0   | 1   | 3   | 0.8 |
| 14 | LARSEN, Jacob        | 3  | 0  | 11  | 3.7  | 1  | 2   | .500  | 0   | 0   | .000  | 0  | 1   | .000  | 1   | 3   | 4   | 1.3 | 0  | 0  | 0  | 1  | 0   | 0   | 2   | 0.7 |
| 33 | BOND, Jason          | 6  | 0  | 37  | 6.2  | 2  | 5   | .400  | 0   | 0   | .000  | 0  | 0   | .000  | 5   | 5   | 10  | 1.7 | 11 | 0  | 0  | 1  | 0   | 1   | 4   | 0.7 |
| 15 | BAKAMUS, Rem         | 2  | 0  | 1   | 0.5  | 0  | 0   | .000  | 0   | 0   | .000  | 1  | 2   | .500  | 0   | 0   | 0   | 0.0 | 0  | 0  | 0  | 0  | 0   | 0   | 1   | 0.5 |
| 32 | MORGAN, Scott        | 6  | 0  | 28  | 4.7  | 0  | 4   | .000  | 0   | 0   | .000  | 3  | 4   | .750  | 1   | 7   | 8   | 1.3 | 2  | 0  | 1  | 3  | 0   | 0   | 3   | 0.5 |
| 21 | WALL, Marty          | 3  | 0  | 5   | 1.7  | 0  | 1   | .000  | 0   | 0   | .000  | 1  | 2   | .500  | 1   | 0   | 1   | 0.3 | 0  | 0  | 0  | 0  | 2   | 0   | 1   | 0.3 |
| 25 | BROOKS, Colby        | 1  | 0  | 1   | 1.0  | 0  | 0   | .000  | 0   | 0   | .000  | 0  | 0   | .000  | 0   | 1   | 1   | 1.0 | 0  | 0  | 0  | 1  | 0   | 0   | 0   | 0.0 |
| 34 | DIOLI, Martin        | 2  | 1  | 25  | 12.5 | 0  | 2   | .000  | 0   | 0   | .000  | 0  | 0   | .000  | 2   | 3   | 5   | 2.5 | 3  | 0  | 1  | 1  | 0   | 1   | 0   | 0.0 |
| 20 | PETE, Brian          | 1  | 0  | 0   | 0.0  | 0  | 0   | .000  | 0   | 0   | .000  | 0  | 0   | .000  | 0   | 0   | 0   | 0.0 | 0  | 0  | 0  | 0  | 0   | 0   | 0   | 0.0 |
| 4  | COOK, Aaron          | 2  | 0  | 29  | 14.5 | 0  | 4   | .000  | 0   | 0   | .000  | 0  | 0   | .000  | 1   | 3   | 4   | 2.0 | 5  | 0  | 2  | 1  | 0   | 0   | 0   | 0.0 |
| 55 | HARRIS, Dominick     | 2  | 0  | 8   | 4.0  | 0  | 2   | .000  | 0   | 0   | .000  | 0  | 0   | .000  | 0   | 1   | 1   | 0.5 | 3  | 0  | 1  | 1  | 0   | 0   | 0   | 0.0 |
| 23 | LANG, Matt           | 2  | 0  | 1   | 0.5  | 0  | 0   | .000  | 0   | 0   | .000  | 0  | 0   | .000  | 0   | 0   | 0   | 0.0 | 0  | 0  | 0  | 0  | 0   | 0   | 0   | 0.0 |
| 5  | ARLAUSKAS, Martynas  | 2  | 0  | 4   | 2.0  | 0  | 0   | .000  | 0   | 0   | .000  | 0  | 0   | .000  | 0   | 1   | 1   | 0.5 | 0  | 0  | 0  | 0  | 0   | 0   | 0   | 0.0 |
| 10 | ZAKHAROV, Pavel      | 1  | 0  | 1   | 1.0  | 0  | 0   | .000  | 0   | 0   | .000  | 0  | 0   | .000  | 0   | 1   | 1   | 1.0 | 0  | 0  | 0  | 0  | 0   | 0   | 0   | 0.0 |
| 35 | GRAVES, Will         | 1  | 0  | 1   | 1.0  | 0  | 0   | .000  | 0   | 0   | .000  | 0  | 0   | .000  | 0   | 0   | 0   | 0.0 | 0  | 0  | 0  | 0  | 0   | 0   | 0   | 0.0 |
| 4  | FOSTER JR., Greg     | 1  | 0  | 2   | 2.0  | 0  | 0   | 0     | 0   | 0   | .000  | 0  | 0   | .000  | 0   | 0   | 0   | 0.0 | 0  | 0  | 1  | 0  | 0   | 0   | 0   | 0.0 |
| 22 | TRICCO, Jimmy        | 3  | 0  | 22  | 7.3  | 0  | 3   | .000  | 0   | 2   | .000  | 0  | 0   | .000  | 0   | 4   | 4   | 1.3 | 3  | 0  | 2  | 1  | 0   | 0   | 0   | 0.0 |
| 10 | WADE, Jesse          | 3  | 0  | 9   | 3.0  | 0  |     |       |     |     |       |    |     |       |     |     |     |     |    |    |    |    |     |     |     |     |



## WCC TOURNAMENT - GONZAGA GAME RECORDS

### Most Points Scored Individual

#### Gonzaga

|   |                |    |            |               |              |
|---|----------------|----|------------|---------------|--------------|
| 1 | Kevin Pangos   | 30 | 2012-03-03 | Brigham Young | Semifinal    |
| 2 | Kyle Wiltjer   | 29 | 2016-03-07 | Brigham Young | Semifinal    |
| 3 | Austin Daye    | 28 | 2009-03-08 | Santa Clara   | Semifinal    |
|   | Derek Raivio   | 28 | 2007-03-05 | Santa Clara   | Final        |
| 5 | Eric McClellan | 26 | 2016-03-05 | Portland      | Quarterfinal |
|   | Killian Tillie | 26 | 2018-03-05 | San Francisco | Semifinal    |

#### Opponent

|   |                   |    |            |                  |              |
|---|-------------------|----|------------|------------------|--------------|
| 1 | Jared Brownridge  | 32 | 2017-03-06 | Santa Clara      | Semifinal    |
| 2 | Kyle Collinsworth | 28 | 2015-03-10 | Brigham Young    | Final        |
| 3 | James Batemon     | 27 | 2018-03-03 | Loyola Marymount | Quarterfinal |
|   | Jordan Ford       | 27 | 2020-03-10 | St. Mary's       | Final        |
|   | Khalil Shabazz    | 27 | 2022-03-07 | San Francisco    | Semifinal    |
|   | Nick Emery        | 27 | 2016-03-07 | Brigham Young    | Semifinal    |

### Most Rebounds

#### Gonzaga

|   |                  |    |            |               |           |
|---|------------------|----|------------|---------------|-----------|
| 1 | Elias Harris     | 15 | 2012-03-03 | Brigham Young | Semifinal |
| 2 | Domantas Sabonis | 14 | 2016-03-07 | Brigham Young | Semifinal |
| 3 | Filip Petrushev  | 14 | 2020-03-10 | St. Mary's    | Final     |

#### Opponent

|   |                   |    |            |               |           |
|---|-------------------|----|------------|---------------|-----------|
| 1 | Jordan Hunter     | 15 | 2019-03-12 | St. Mary's    | Final     |
| 2 | Mitchell Saxen    | 15 | 2024-03-12 | St. Mary's    | Final     |
| 3 | Kyle Collinsworth | 11 | 2016-03-07 | Brigham Young | Semifinal |

### Most Field Goals Made

#### Gonzaga

|   |                   |    |            |               |              |
|---|-------------------|----|------------|---------------|--------------|
| 1 | Adam Morrison     | 10 | 2005-03-06 | San Diego     | Semifinal    |
|   | Austin Daye       | 10 | 2009-03-08 | Santa Clara   | Semifinal    |
|   | Byron Wesley      | 10 | 2015-03-09 | Pepperdine    | Semifinal    |
|   | Elias Harris      | 10 | 2012-03-05 | St. Mary's    | Final        |
|   | Kevin Pangos      | 10 | 2012-03-03 | Brigham Young | Semifinal    |
|   | Killian Tillie    | 10 | 2018-03-05 | San Francisco | Semifinal    |
|   | Kyle Wiltjer      | 10 | 2016-03-07 | Brigham Young | Semifinal    |
|   | Przemek Karnowski | 10 | 2015-03-07 | San Francisco | Quarterfinal |
|   | Sam Dower         | 10 | 2014-03-11 | Brigham Young | Final        |

#### Opponent

|   |                  |    |            |               |           |
|---|------------------|----|------------|---------------|-----------|
| 1 | Jared Brownridge | 12 | 2017-03-06 | Santa Clara   | Semifinal |
| 2 | Khalil Shabazz   | 10 | 2022-03-07 | San Francisco | Semifinal |
|   | Mickey McConnell | 10 | 2010-03-08 | St. Mary's    | Final     |
|   | Nick Emery       | 10 | 2016-03-07 | Brigham Young | Semifinal |
|   | Nick Lewis       | 10 | 2006-03-05 | San Diego     | Semifinal |

### Most Field Goals Attempted

#### Gonzaga

|   |               |    |            |               |           |
|---|---------------|----|------------|---------------|-----------|
| 1 | Kevin Pangos  | 18 | 2012-03-05 | St. Mary's    | Final     |
|   | Kyle Wiltjer  | 18 | 2016-03-07 | Brigham Young | Semifinal |
| 3 | Adam Morrison | 17 | 2005-03-06 | San Diego     | Semifinal |
|   | Kevin Pangos  | 17 | 2012-03-03 | Brigham Young | Semifinal |

#### Opponent

|   |                  |    |            |               |           |
|---|------------------|----|------------|---------------|-----------|
| 1 | Jared Brownridge | 25 | 2017-03-06 | Santa Clara   | Semifinal |
|   | Khalil Shabazz   | 25 | 2022-03-07 | San Francisco | Semifinal |
| 3 | Khalil Shabazz   | 24 | 2023-03-06 | San Francisco | Semifinal |

### Most 3-Pointers Made

#### Gonzaga

|   |                |   |            |                  |              |
|---|----------------|---|------------|------------------|--------------|
| 1 | Kevin Pangos   | 5 | 2012-03-03 | Brigham Young    | Semifinal    |
|   | Killian Tillie | 5 | 2018-03-05 | San Francisco    | Semifinal    |
|   | Killian Tillie | 5 | 2018-03-03 | Loyola Marymount | Quarterfinal |
|   | Kyle Wiltjer   | 5 | 2016-03-07 | Brigham Young    | Semifinal    |

#### Opponent

|   |                |   |            |               |           |
|---|----------------|---|------------|---------------|-----------|
| 1 | Khalil Shabazz | 6 | 2023-03-06 | San Francisco | Semifinal |
| 2 | Six others at  | 5 |            |               |           |

### Most 3-Pointers Attempted

#### Gonzaga

|   |               |    |            |                 |           |
|---|---------------|----|------------|-----------------|-----------|
| 1 | Corey Kispert | 10 | 2021-03-09 | Brigham Young   | Final     |
|   | Kevin Pangos  | 10 | 2012-03-05 | St. Mary's (CA) | Final     |
| 3 | Kevin Pangos  | 9  | 2012-03-03 | Brigham Young   | Semifinal |

#### Opponent

|   |                  |    |            |               |           |
|---|------------------|----|------------|---------------|-----------|
| 1 | Khalil Shabazz   | 15 | 2023-03-06 | San Francisco | Semifinal |
|   | Khalil Shabazz   | 15 | 2022-03-07 | San Francisco | Semifinal |
| 3 | Jared Brownridge | 12 | 2017-03-06 | Santa Clara   | Semifinal |

### Most Free Throws Made

#### Gonzaga

|   |               |    |            |               |              |
|---|---------------|----|------------|---------------|--------------|
| 1 | Sam Dower     | 15 | 2014-03-08 | Santa Clara   | Quarterfinal |
|   | Adam Morrison | 11 | 2006-03-05 | San Diego     | Semifinal    |
|   | J.P. Batista  | 11 | 2006-03-05 | San Diego     | Semifinal    |
|   | Kevin Pangos  | 11 | 2014-03-11 | Brigham Young | Final        |

#### Opponent

|   |                  |    |            |               |       |
|---|------------------|----|------------|---------------|-------|
| 1 | Mickey McConnell | 13 | 2011-03-07 | St. Mary's    | Final |
| 2 | Jordan Ford      | 11 | 2020-03-10 | St. Mary's    | Final |
|   | Tyler Haws       | 11 | 2014-03-11 | Brigham Young | Final |

### Most Free Throws Attempted

#### Gonzaga

|   |               |    |            |               |              |
|---|---------------|----|------------|---------------|--------------|
| 1 | Sam Dower     | 15 | 2014-03-08 | Santa Clara   | Quarterfinal |
| 2 | Adam Morrison | 14 | 2006-03-05 | San Diego     | Semifinal    |
|   | J.P. Batista  | 14 | 2006-03-05 | San Diego     | Semifinal    |
|   | Kevin Pangos  | 14 | 2014-03-11 | Brigham Young | Final        |

#### Opponent

|   |                  |    |            |            |       |
|---|------------------|----|------------|------------|-------|
| 1 | Mickey McConnell | 15 | 2011-03-07 | St. Mary's | Final |
| 2 | Diamon Simpson   | 12 | 2009-03-09 | St. Mary's | Final |
|   | Mitchell Saxen   | 12 | 2024-03-12 | St. Mary's | Final |

### Most Assists

#### Gonzaga

|   |                 |    |            |               |           |
|---|-----------------|----|------------|---------------|-----------|
| 1 | Ryan Nembhard   | 12 | 2024-03-11 | San Francisco | Semifinal |
| 2 | Ryan Nembhard   | 11 | 2024-03-12 | St. Mary's    | Final     |
| 3 | Andrew Nembhard | 9  | 2022-03-07 | San Francisco | Semifinal |

#### Opponent

|   |                       |   |            |            |              |
|---|-----------------------|---|------------|------------|--------------|
| 1 | Augustas Marciulionis | 8 | 2024-03-12 | St. Mary's | Championship |
| 2 | Matthew Dellavedova   | 7 | 2013-03-11 | St. Mary's | Final        |
| 3 | Five others at        | 6 |            |            |              |

### Most Blocks

#### Gonzaga

|   |                   |   |            |               |           |
|---|-------------------|---|------------|---------------|-----------|
| 1 | Chet Holmgren     | 6 | 2022-03-07 | San Francisco | Semifinal |
| 2 | Przemek Karnowski | 4 | 2017-03-07 | St. Mary's    | Final     |
| 3 | Robert Sacre      | 4 | 2011-03-07 | St. Mary's    | Final     |

#### Opponent

|   |                 |   |            |            |       |
|---|-----------------|---|------------|------------|-------|
| 1 | Omar Samhan     | 6 | 2010-03-08 | St. Mary's | Final |
| 2 | Seven others at | 3 |            |            |       |

### Most Steals

#### Gonzaga

|   |                     |   |            |            |           |
|---|---------------------|---|------------|------------|-----------|
| 1 | Nigel Williams-Goss | 6 | 2017-03-07 | St. Mary's | Final     |
| 2 | Byron Wesley        | 4 | 2015-03-09 | Pepperdine | Semifinal |
|   | Geno Crandall       | 4 | 2019-03-11 | Pepperdine | Semifinal |
|   | Kevin Pangos        | 4 | 2013-03-11 | St. Mary's | Final     |

#### Opponent

|   |                   |   |            |                  |              |
|---|-------------------|---|------------|------------------|--------------|
| 1 | Jeffery McClendon | 5 | 2018-03-03 | Loyola Marymount | Quarterfinal |
| 2 | Drew Viney        | 4 | 2010-03-07 | Loyola Marymount | Semifinal    |
|   | Jamaree Bouyea    | 4 | 2022-03-07 | San Francisco    | Semifinal    |
|   | Mickey McConnell  | 4 | 2010-03-08 | St. Mary's       | Final        |





### Most Points Scored Team

#### Gonzaga

|   |     |            |                  |              |
|---|-----|------------|------------------|--------------|
| 1 | 105 | 2001-03-03 | St. Mary's       | Quarterfinal |
| 2 | 100 | 2019-03-11 | Pepperdine       | Semifinal    |
| 3 | 98  | 1989-03-04 | Loyola Marymount | Quarterfinal |
| 4 | 96  | 2006-03-05 | San Diego        | Semifinal    |
| 5 | 96  | 2002-03-04 | Pepperdine       | Final        |

#### Opponent

|   |     |            |                  |              |
|---|-----|------------|------------------|--------------|
| 1 | 121 | 1990-03-03 | Loyola Marymount | Quarterfinal |
| 2 | 101 | 1989-03-04 | Loyola Marymount | Quarterfinal |
| 3 | 92  | 2006-03-05 | San Diego        | Semifinal    |
| 4 | 90  | 2002-03-04 | Pepperdine       | Final        |
| 5 | 84  | 2016-03-07 | Brigham Young    | Semifinal    |

### Most Rebounds

#### Gonzaga

|   |    |            |                  |              |
|---|----|------------|------------------|--------------|
| 1 | 46 | 2007-03-04 | San Diego        | Semifinal    |
| 2 | 41 | 2021-03-08 | St. Mary's       | Semifinal    |
| 3 | 40 | 2018-03-03 | Loyola Marymount | Quarterfinal |

#### Opponent

|   |    |            |               |           |
|---|----|------------|---------------|-----------|
| 1 | 40 | 2015-03-10 | Brigham Young | Final     |
| 2 | 38 | 2007-03-04 | San Diego     | Semifinal |
| 3 | 37 | Four tied  |               |           |

### Most Field Goals Made

#### Gonzaga

|   |    |            |            |           |
|---|----|------------|------------|-----------|
| 1 | 37 | 2019-03-11 | Pepperdine | Semifinal |
| 2 | 34 | 2009-03-09 | St. Mary's | Final     |
| 3 | 34 | 2005-03-06 | San Diego  | Semifinal |

#### Opponent

|   |    |            |               |           |
|---|----|------------|---------------|-----------|
| 1 | 34 | 2006-03-05 | San Diego     | Semifinal |
| 2 | 31 | 2021-03-09 | Brigham Young | Final     |
| 3 | 31 | 2016-03-07 | Brigham Young | Semifinal |

### Most Field Goals Attempted

#### Gonzaga

|   |    |            |            |           |
|---|----|------------|------------|-----------|
| 1 | 69 | 2012-03-05 | St. Mary's | Final     |
| 2 | 63 | 2007-03-04 | San Diego  | Semifinal |
| 3 | 62 | Five tied  |            |           |

#### Opponent

|   |    |            |               |           |
|---|----|------------|---------------|-----------|
| 1 | 71 | 2006-03-05 | San Diego     | Semifinal |
| 2 | 70 | 2016-03-07 | Brigham Young | Semifinal |
| 3 | 67 | Three tied |               |           |

### Most 3-Pointers Made

#### Gonzaga

|   |    |            |                  |              |
|---|----|------------|------------------|--------------|
| 1 | 13 | 2009-03-08 | Santa Clara      | Semifinal    |
| 2 | 12 | 2021-03-09 | Brigham Young    | Final        |
|   | 12 | 2018-03-05 | San Francisco    | Semifinal    |
|   | 12 | 2018-03-03 | Loyola Marymount | Quarterfinal |
|   | 12 | 2016-03-07 | Brigham Young    | Semifinal    |

#### Opponent

|   |    |            |               |           |
|---|----|------------|---------------|-----------|
| 1 | 14 | 2023-03-06 | San Francisco | Semifinal |
| 2 | 12 | 2016-03-08 | St. Mary's    | Final     |
| 3 | 11 | Four tied  |               |           |

### Most 3-Pointers Attempted

#### Gonzaga

|   |    |            |               |           |
|---|----|------------|---------------|-----------|
| 1 | 28 | 2016-03-07 | Brigham Young | Semifinal |
| 2 | 26 | 2023-03-06 | San Francisco | Semifinal |
|   | 26 | 2021-03-09 | Brigham Young | Final     |
|   | 26 | 2018-03-05 | San Francisco | Semifinal |

#### Opponent

|   |    |            |               |           |
|---|----|------------|---------------|-----------|
| 1 | 37 | 2023-03-06 | San Francisco | Semifinal |
| 2 | 34 | 2022-03-07 | San Francisco | Semifinal |
| 3 | 31 | 2024-03-11 | San Francisco | Semifinal |

### Most Free Throws Made

#### Gonzaga

|   |    |            |               |              |
|---|----|------------|---------------|--------------|
| 1 | 35 | 2006-03-05 | San Diego     | Semifinal    |
| 2 | 27 | 2014-03-08 | Santa Clara   | Quarterfinal |
| 3 | 25 | 2015-03-10 | Brigham Young | Final        |

#### Opponent

|   |    |            |               |           |
|---|----|------------|---------------|-----------|
| 1 | 26 | 2007-03-04 | San Diego     | Semifinal |
| 2 | 20 | 2011-03-06 | San Francisco | Semifinal |
| 3 | 19 | 2014-03-11 | Brigham Young | Final     |

### Most Free Throws Attempted

#### Gonzaga

|   |    |            |                  |           |
|---|----|------------|------------------|-----------|
| 1 | 45 | 2006-03-05 | San Diego        | Semifinal |
| 2 | 37 | 2015-03-10 | Brigham Young    | Final     |
| 3 | 36 | 2010-03-07 | Loyola Marymount | Semifinal |
|   | 36 | 2007-03-04 | San Diego        | Semifinal |

#### Opponent

|   |    |            |               |           |
|---|----|------------|---------------|-----------|
| 1 | 29 | 2007-03-04 | San Diego     | Semifinal |
| 2 | 26 | 2014-03-11 | Brigham Young | Final     |
| 3 | 26 | 2011-03-06 | San Francisco | Semifinal |

### Most Assists

#### Gonzaga

|   |    |            |               |           |
|---|----|------------|---------------|-----------|
| 1 | 26 | 2019-03-11 | Pepperdine    | Semifinal |
| 2 | 23 | 2024-03-11 | San Francisco | Semifinal |
| 3 | 22 | 2023-03-06 | San Francisco | Semifinal |
|   | 22 | 2005-03-06 | San Diego     | Semifinal |

#### Opponent

|   |    |            |               |           |
|---|----|------------|---------------|-----------|
| 1 | 21 | 2024-03-11 | San Francisco | Semifinal |
| 2 | 20 | 2010-03-08 | St. Mary's    | Final     |
| 3 | 20 | 2005-03-06 | San Diego     | Semifinal |

### Most Blocks

#### Gonzaga

|   |   |            |               |              |
|---|---|------------|---------------|--------------|
| 1 | 9 | 2022-03-07 | San Francisco | Semifinal    |
| 2 | 8 | 2008-03-10 | San Diego     | Final        |
| 3 | 7 | 2023-03-07 | St. Mary's    | Championship |

#### Opponent

|   |   |            |            |       |
|---|---|------------|------------|-------|
| 1 | 9 | 2010-03-08 | St. Mary's | Final |
| 2 | 5 | 2017-03-07 | St. Mary's | Final |
| 3 | 4 | Eight tied |            |       |

### Most Steals

#### Gonzaga

|   |    |            |               |           |
|---|----|------------|---------------|-----------|
| 1 | 14 | 2009-03-08 | Santa Clara   | Semifinal |
| 2 | 11 | 2019-03-11 | Pepperdine    | Semifinal |
|   | 11 | 2017-03-07 | St. Mary's    | Final     |
| 4 | 10 | 2011-03-06 | San Francisco | Semifinal |
|   | 10 | 2005-03-06 | San Diego     | Semifinal |

#### Opponent

|   |    |            |               |           |
|---|----|------------|---------------|-----------|
| 1 | 11 | 2022-03-07 | San Francisco | Semifinal |
| 2 | 11 | 2008-03-09 | Santa Clara   | Semifinal |
| 3 | 9  | Four tied  |               |           |



## MATCHUPS THIS SEASON ...



Official Basketball Box Score - Final  
**San Francisco at Gonzaga**  
02/13/25 McCarthy Athletic Center, Spokane, WA  
2024-25 Men's Basketball

Game Time: 8:00 PM  
Game Duration: 2:05  
Attendance: 6,000

Officials: Marques Pettigrew, Rick Crawford, Bret Smith

San Francisco - 77

Record: 20-7 (10-4)

| NO.    | Name                  |   | Min   | FG    | 3P   | FT    | Rebounds |    |     | Fouls |    | TP | AS | TO | ST | Blocks |    | +/- |
|--------|-----------------------|---|-------|-------|------|-------|----------|----|-----|-------|----|----|----|----|----|--------|----|-----|
|        |                       |   |       | M-A   | M-A  | M-A   | OR       | DR | TOT | PF    | FD |    |    |    |    | BS     | BA |     |
| 35     | Junjie Wang           | F | 20:30 | 2-3   | 0-1  | 0-0   | 0        | 0  | 0   | 5     | 1  | 4  | 0  | 1  | 0  | 0      | 0  | -11 |
| 2      | Carlton Linguard, Jr. | C | 22:38 | 3-6   | 1-4  | 3-4   | 3        | 2  | 5   | 3     | 3  | 10 | 3  | 1  | 0  | 1      | 0  | 2   |
| 1      | Malik Thomas          | G | 36:41 | 7-17  | 4-8  | 7-9   | 0        | 1  | 1   | 3     | 7  | 25 | 0  | 2  | 1  | 0      | 0  | -9  |
| 5      | Tyrone Riley IV       | G | 32:41 | 4-9   | 1-3  | 2-2   | 2        | 4  | 6   | 3     | 2  | 11 | 1  | 0  | 0  | 0      | 0  | -8  |
| 55     | Marcus Williams       | G | 30:16 | 2-12  | 1-7  | 4-4   | 1        | 4  | 5   | 3     | 2  | 9  | 8  | 2  | 1  | 1      | 1  | 4   |
| 0      | Ryan Beasley          | G | 26:03 | 7-10  | 2-4  | 0-0   | 0        | 0  | 1   | 0     | 2  | 16 | 0  | 0  | 2  | 0      | 0  | -25 |
| 11     | James O'Donnell       | F | 16:51 | 1-2   | 0-0  | 0-0   | 1        | 5  | 6   | 1     | 1  | 2  | 0  | 1  | 0  | 0      | 0  | -10 |
| 14     | Veniamin Abosi        | G | 09:30 | 0-0   | 0-0  | 0-0   | 0        | 0  | 1   | 4     | 0  | 0  | 0  | 0  | 0  | 0      | 0  | 5   |
| 23     | Jason Rivera-Torres   | F | 04:50 | 0-1   | 0-0  | 0-0   | 0        | 0  | 0   | 0     | 0  | 0  | 0  | 0  | 0  | 0      | 0  | -3  |
| Team   |                       |   |       |       |      |       | 1        | 2  | 3   |       |    |    |    | 3  |    |        |    |     |
| Totals |                       |   |       | 26-60 | 9-27 | 16-19 | 8        | 20 | 28  | 22    | 18 | 77 | 12 | 10 | 4  | 2      | 1  | -11 |

| Shooting By Period |       |       |
|--------------------|-------|-------|
| 1st FG%            | 15-32 | 46.9% |
| 3PT%               | 5-14  | 35.7% |
| FT%                | 3-4   | 75%   |
| 2nd FG%            | 11-28 | 39.3% |
| 3PT%               | 4-13  | 30.8% |
| FT%                | 13-15 | 86.7% |
| GM FG%             | 26-60 | 43.3% |
| 3PT%               | 9-27  | 33.3% |
| FT%                | 16-19 | 84.2% |

Dead Ball Rebounds: 3, 0

Technical Fouls: Williams 2<sup>nd</sup> 9:25

Gonzaga - 88

Record: 19-7 (10-3)

| NO.    | Name               |   | Min   | FG    | 3P   | FT    | Rebounds |    |     | Fouls |    | TP | AS | TO | ST | Blocks |    | +/- |
|--------|--------------------|---|-------|-------|------|-------|----------|----|-----|-------|----|----|----|----|----|--------|----|-----|
|        |                    |   |       | M-A   | M-A  | M-A   | OR       | DR | TOT | PF    | FD |    |    |    |    | BS     | BA |     |
| 13     | Graham Ike         | F | 30:19 | 8-14  | 1-1  | 1-3   | 3        | 10 | 13  | 3     | 3  | 18 | 0  | 4  | 1  | 1      | 0  | 13  |
| 33     | Ben Gregg          | F | 11:02 | 4-5   | 0-1  | 3-3   | 1        | 0  | 1   | 3     | 3  | 11 | 2  | 0  | 0  | 0      | 0  | 0   |
| 0      | Ryan Nembhard      | G | 40:00 | 8-15  | 2-4  | 0-0   | 0        | 2  | 2   | 2     | 0  | 18 | 13 | 4  | 1  | 0      | 0  | 11  |
| 11     | Nolan Hickman      | G | 34:03 | 2-6   | 0-2  | 1-2   | 0        | 3  | 3   | 0     | 1  | 5  | 3  | 0  | 0  | 0      | 0  | 15  |
| 99     | Khalif Battle      | G | 21:34 | 1-5   | 0-2  | 7-7   | 1        | 1  | 2   | 3     | 6  | 9  | 2  | 1  | 1  | 0      | 0  | -6  |
| 1      | Michael Ajayi      | F | 28:55 | 5-8   | 0-1  | 2-5   | 6        | 4  | 10  | 1     | 4  | 12 | 0  | 0  | 1  | 0      | 1  | 10  |
| 5      | Emmanuel Innocenti | F | 20:40 | 1-4   | 1-2  | 0-0   | 1        | 2  | 3   | 3     | 2  | 3  | 0  | 0  | 1  | 0      | 0  | 21  |
| 34     | Braden Huff        | F | 09:05 | 5-7   | 0-0  | 2-3   | 0        | 1  | 1   | 4     | 2  | 12 | 2  | 0  | 0  | 0      | 1  | -4  |
| 4      | Dusty Stromer      | F | 04:22 | 0-1   | 0-1  | 0-0   | 0        | 0  | 0   | 0     | 0  | 0  | 0  | 0  | 0  | 0      | 0  | -5  |
| Team   |                    |   |       |       |      |       | 3        | 3  | 6   |       |    |    |    | 1  |    |        |    |     |
| Totals |                    |   |       | 34-65 | 4-14 | 16-23 | 15       | 26 | 41  | 19    | 21 | 88 | 22 | 10 | 5  | 1      | 2  | 11  |

| Shooting By Period |       |       |
|--------------------|-------|-------|
| 1st FG%            | 15-33 | 45.5% |
| 3PT%               | 3-7   | 42.9% |
| FT%                | 5-8   | 62.5% |
| 2nd FG%            | 19-32 | 59.4% |
| 3PT%               | 1-7   | 14.3% |
| FT%                | 11-15 | 73.3% |
| GM FG%             | 34-65 | 52.3% |
| 3PT%               | 4-14  | 28.6% |
| FT%                | 16-23 | 69.6% |

Dead Ball Rebounds: 3, 0

Technical Fouls: Nembhard 2<sup>nd</sup> 9:25

|                  | USF                       | GON                       |
|------------------|---------------------------|---------------------------|
| Biggest lead     | 7 (1 <sup>st</sup> 15:49) | 13 (2 <sup>nd</sup> 9:42) |
| Best Scoring Run | 7 (1 <sup>st</sup> 15:49) | 7 (2 <sup>nd</sup> 19:49) |
| Lead Changes     | 5                         |                           |
| Times Tied       | 4                         |                           |
| Time with Lead   | 17:04                     | 20:57                     |

| Points from   | USF | GON |
|---------------|-----|-----|
| Turnovers     | 12  | 9   |
| Paint         | 30  | 52  |
| Second Chance | 12  | 15  |
| Fast Breaks   | 7   | 19  |
| Bench         | 18  | 27  |

| Period by Period Scoring |     |     |     |
|--------------------------|-----|-----|-----|
|                          | 1st | 2nd | TOT |
| USF                      | 38  | 39  | 77  |
| GON                      | 38  | 50  | 88  |



Official Basketball Box Score - Final  
**Gonzaga at San Francisco**  
03/01/25 Chase Center, San Francisco  
2024-25 Men's Basketball

Game Time: 8:00 PM  
Game Duration: 2:06  
Attendance: 7,034

Officials: Randy McCall, Michael Greenstein, John Jenkins Jr.

Gonzaga - 95

Record: 23-8 (14-4)

| NO.    | Name               |   | Min   | FG    | 3P    | FT    | Rebounds |    |     | Fouls |    | TP | AS | TO | ST | Blocks |    | +/- |
|--------|--------------------|---|-------|-------|-------|-------|----------|----|-----|-------|----|----|----|----|----|--------|----|-----|
|        |                    |   |       | M-A   | M-A   | M-A   | OR       | DR | TOT | PF    | FD |    |    |    |    | BS     | BA |     |
| 13     | Graham Ike         | F | 23:04 | 5-7   | 1-1   | 4-5   | 3        | 3  | 6   | 3     | 5  | 15 | 1  | 2  | 0  | 1      | 0  | 11  |
| 33     | Ben Gregg          | F | 29:03 | 8-14  | 3-7   | 4-4   | 3        | 5  | 8   | 1     | 2  | 23 | 0  | 2  | 0  | 1      | 0  | 19  |
| 0      | Ryan Nembhard      | G | 34:45 | 3-5   | 1-1   | 1-2   | 1        | 3  | 4   | 1     | 2  | 8  | 16 | 2  | 2  | 0      | 0  | 27  |
| 11     | Nolan Hickman      | G | 26:47 | 5-7   | 2-3   | 5-5   | 0        | 3  | 3   | 2     | 5  | 17 | 1  | 0  | 0  | 0      | 0  | 9   |
| 99     | Khalif Battle      | G | 28:23 | 5-10  | 3-5   | 1-1   | 0        | 4  | 4   | 3     | 2  | 14 | 1  | 1  | 0  | 0      | 0  | 19  |
| 1      | Michael Ajayi      | F | 07:24 | 0-3   | 0-2   | 0-0   | 0        | 2  | 2   | 0     | 0  | 0  | 0  | 0  | 0  | 0      | 0  | 2   |
| 5      | Emmanuel Innocenti | F | 23:41 | 3-6   | 1-4   | 0-0   | 1        | 3  | 4   | 3     | 0  | 7  | 2  | 0  | 2  | 0      | 0  | 12  |
| 34     | Braden Huff        | F | 13:44 | 4-4   | 0-0   | 1-2   | 0        | 1  | 1   | 1     | 1  | 9  | 1  | 0  | 0  | 0      | 0  | 8   |
| 4      | Dusty Stromer      | F | 04:42 | 1-2   | 0-0   | 0-0   | 0        | 0  | 0   | 0     | 0  | 2  | 0  | 1  | 0  | 0      | 0  | -5  |
| 24     | Ismaila Diagne     | F | 04:57 | 0-0   | 0-0   | 0-0   | 0        | 3  | 3   | 1     | 0  | 0  | 0  | 1  | 0  | 0      | 0  | 2   |
| 15     | Joe Few            | F | 01:45 | 0-0   | 0-0   | 0-0   | 0        | 0  | 0   | 1     | 0  | 0  | 0  | 0  | 0  | 0      | 0  | -2  |
| 22     | Jun Seok Yeo       | F | 01:45 | 0-1   | 0-1   | 0-0   | 0        | 0  | 0   | 0     | 0  | 0  | 0  | 0  | 0  | 0      | 0  | -2  |
| Team   |                    |   |       |       |       |       | 0        | 0  | 0   |       |    |    |    | 1  |    |        |    |     |
| Totals |                    |   |       | 34-59 | 11-24 | 16-19 | 8        | 27 | 35  | 16    | 17 | 95 | 22 | 10 | 4  | 2      | 0  | 20  |

| Shooting By Period |       |       |
|--------------------|-------|-------|
| 1st FG%            | 16-28 | 57.1% |
| 3PT%               | 5-11  | 45.5% |
| FT%                | 9-11  | 81.8% |
| 2nd FG%            | 18-31 | 58.1% |
| 3PT%               | 6-13  | 46.2% |
| FT%                | 7-8   | 87.5% |
| GM FG%             | 34-59 | 57.6% |
| 3PT%               | 11-24 | 45.8% |
| FT%                | 16-19 | 84.2% |

Dead Ball Rebounds: 0, 0

Technical Fouls: NONE

San Francisco - 75

Record: 23-8 (13-5)

| NO.    | Name                  |   | Min   | FG    | 3P   | FT    | Rebounds |    |     | Fouls |    | TP | AS | TO | ST | Blocks |    | +/- |
|--------|-----------------------|---|-------|-------|------|-------|----------|----|-----|-------|----|----|----|----|----|--------|----|-----|
|        |                       |   |       | M-A   | M-A  | M-A   | OR       | DR | TOT | PF    | FD |    |    |    |    | BS     | BA |     |
| 35     | Junjie Wang           | F | 20:11 | 1-4   | 0-2  | 1-2   | 3        | 1  | 4   | 2     | 3  | 3  | 2  | 1  | 1  | 0      | 0  | -19 |
| 2      | Carlton Linguard, Jr. | C | 17:54 | 2-5   | 0-3  | 0-0   | 2        | 2  | 4   | 4     | 2  | 4  | 3  | 1  | 0  | 0      | 0  | -4  |
| 1      | Malik Thomas          | G | 31:56 | 4-18  | 1-6  | 4-5   | 0        | 4  | 4   | 2     | 4  | 13 | 1  | 1  | 0  | 0      | 0  | -24 |
| 5      | Tyrone Riley IV       | G | 30:44 | 5-10  | 0-3  | 1-2   | 4        | 7  | 11  | 1     | 1  | 11 | 1  | 1  | 2  | 0      | 0  | -14 |
| 55     | Marcus Williams       | G | 37:20 | 11-15 | 2-2  | 4-5   | 0        | 0  | 0   | 1     | 5  | 28 | 5  | 1  | 1  | 0      | 1  | -21 |
| 0      | Ryan Beasley          | G | 08:31 | 2-4   | 0-1  | 0-0   | 0        | 0  | 0   | 2     | 0  | 4  | 0  | 2  | 0  | 0      | 0  | -8  |
| 14     | Veniamin Abosi        | G | 20:25 | 3-4   | 0-1  | 0-0   | 1        | 2  | 3   | 2     | 0  | 6  | 0  | 0  | 0  | 0      | 0  | -4  |
| 11     | James O'Donnell       | F | 14:25 | 0-1   | 0-0  | 0-0   | 0        | 1  | 1   | 0     | 0  | 0  | 0  | 0  | 0  | 0      | 0  | -8  |
| 13     | Robby Beasley         | F | 12:12 | 1-1   | 0-0  | 0-0   | 0        | 0  | 0   | 0     | 0  | 2  | 0  | 0  | 1  | 0      | 0  | -5  |
| 10     | Saba Gigiberia        | F | 06:19 | 2-5   | 0-0  | 0-0   | 2        | 1  | 3   | 3     | 1  | 4  | 0  | 1  | 0  | 0      | 1  | -3  |
| 23     | Jason Rivera-Torres   | F | 00:03 | 0-0   | 0-0  | 0-0   | 0        | 0  | 0   | 0     | 0  | 0  | 0  | 0  | 0  | 0      | 0  | 0   |
| Team   |                       |   |       |       |      |       | 1        | 2  | 3   |       |    |    |    | 0  |    |        |    |     |
| Totals |                       |   |       | 31-67 | 3-18 | 10-14 | 13       | 20 | 33  | 17    | 16 | 75 | 12 | 8  | 5  | 0      | 2  | -20 |

| Shooting By Period |       |       |
|--------------------|-------|-------|
| 1st FG%            | 14-33 | 42.4% |
| 3PT%               | 1-8   | 12.5% |
| FT%                | 2-3   | 66.7% |
| 2nd FG%            | 17-34 | 50.0% |
| 3PT%               | 2-10  | 20.0% |
| FT%                | 8-11  | 72.7% |
| GM FG%             | 31-67 | 46.3% |
| 3PT%               | 3-18  | 16.7% |
| FT%                | 10-14 | 71.4% |

Dead Ball Rebounds: 0, 0

Technical Fouls: NONE

|                  | GON                       | USF                       |
|------------------|---------------------------|---------------------------|
| Biggest lead     | 24 (2 <sup>nd</sup> 5:50) | 2 (1 <sup>st</sup> 19:23) |
| Best Scoring Run | 11 (1 <sup>st</sup> 0:57) | 6 (1 <sup>st</sup> 6:46)  |
| Lead Changes     | 3                         |                           |
| Times Tied       | 1                         |                           |
| Time with Lead   | 37:11                     | 01:37                     |

| Points from   | GON | USF |
|---------------|-----|-----|
| Turnovers     | 14  | 10  |
| Paint         | 34  | 46  |
| Second Chance | 10  | 16  |
| Fast Breaks   | 12  | 8   |
| Bench         | 18  | 16  |

| Period by Period Scoring |     |     |     |
|--------------------------|-----|-----|-----|
|                          | 1st | 2nd | TOT |
| GON                      | 46  | 49  | 95  |
| USF                      | 31  | 44  | 75  |

## VERSUS SAN FRANCISCO ...

### CAREER STATS

|          | GP/GS | PPG  | RPG | Note         | MPG  |
|----------|-------|------|-----|--------------|------|
| Ajayi    | 4/2   | 9.0  | 7.5 | 11 off. reb. | 25.3 |
| Gregg    | 9/5   | 10.6 | 4.0 | 16/17 FT     | 20.1 |
| Hickman  | 11/8  | 8.8  | 2.5 | 17/19 FT     | 28.2 |
| Huff     | 5/0   | 6.2  | 1.6 | 13/23 FG     | 9.4  |
| Ike      | 5/5   | 18.2 | 7.4 | 32/54 FG     | 28.4 |
| Nembhard | 5/5   | 14.0 | 4.4 | 10.6 apg     | 38.4 |

### NOTABLE PERFORMANCES

&lt;

**Associated Press Top 25**

| (March 3)            | REC   | PTS  | PVS |
|----------------------|-------|------|-----|
| 1 Auburn (61)        | 27-2  | 1525 | 1   |
| 2 Duke               | 26-3  | 1458 | 2   |
| 3 Houston            | 25-4  | 1396 | 4   |
| 4 Tennessee          | 24-5  | 1326 | 5   |
| 5 Florida            | 25-4  | 1247 | 3   |
| 6 St. John's         | 26-4  | 1179 | 7   |
| 7 Alabama            | 23-6  | 1176 | 6   |
| 8 Michigan State     | 24-5  | 1165 | 8   |
| 9 Texas Tech         | 22-7  | 947  | 10  |
| 10 Iowa State        | 22-7  | 918  | 9   |
| 11 Clemson           | 24-5  | 905  | 13  |
| 12 Wisconsin         | 22-7  | 815  | 11  |
| 13 Maryland          | 22-7  | 628  | 16  |
| 14 Louisville        | 23-6  | 606  | 19  |
| 15 Missouri          | 21-8  | 603  | 14  |
| 16 Memphis           | 24-5  | 560  | 18  |
| 17 Michigan          | 22-7  | 494  | 15  |
| 18 Purdue            | 20-9  | 454  | 20  |
| 19 Kentucky          | 19-10 | 417  | 17  |
| 20 Marquette         | 22-7  | 409  | 21  |
| 21 Saint Mary's      | 27-4  | 399  | 23  |
| 22 Texas A&M         | 20-9  | 364  | 12  |
| 23 BYU               | 21-8  | 287  | 25  |
| 24 Arizona           | 19-10 | 162  | 22  |
| 25 Mississippi State | 20-9  | 87   | 24  |

**Also receiving votes:** VCU 85, Vanderbilt 78, Oregon 37, Drake 18, UC San Diego 17, Illinois 16, Mississippi 13, UCLA 8, **Gonzaga** 8, Kansas 5, High Point 4, UConn 4, New Mexico 2, Creighton 2, Akron 1.

**USA Today/Coaches' Top 25**

| (March 3)        | REC   | PTS | PVS |
|------------------|-------|-----|-----|
| 1 Auburn (30)    | 27-2  | 774 | 1   |
| 2 Duke (1)       | 26-3  | 737 | 2   |
| 3 Houston        | 25-4  | 707 | 4   |
| 4 Tennessee      | 24-5  | 671 | 5   |
| 5 Florida        | 25-4  | 653 | 3   |
| 6 St. John's     | 26-4  | 612 | 7   |
| 7 Michigan State | 24-5  | 587 | 8   |
| 8 Alabama        | 23-6  | 566 | 6   |
| 9 Texas Tech     | 22-7  | 504 | 10  |
| 10 Iowa State    | 22-7  | 484 | 9   |
| 11 Clemson       | 24-5  | 442 | 14  |
| 12 Wisconsin     | 22-7  | 391 | 12  |
| 13 Louisville    | 23-6  | 365 | 17  |
| 14 Maryland      | 22-7  | 341 | 15  |
| 15 Michigan      | 22-7  | 288 | 13  |
| 16 Memphis       | 24-5  | 272 | 18  |
| 17 Saint Mary's  | 27-4  | 262 | 20  |
| 18 Purdue        | 20-9  | 257 | 19  |
| 19 Missouri      | 21-8  | 236 | 16  |
| 20 Marquette     | 22-7  | 204 | 22  |
| 21 Texas A&M     | 20-9  | 169 | 11  |
| 22 BYU           | 21-8  | 127 | NR  |
| 23 Arizona       | 19-10 | 91  | 21  |
| 24 Kentucky      | 19-10 | 88  | 23  |
| 25 VCU           | 24-5  | 54  | NR  |

**Also receiving votes:** Mississippi State 38; New Mexico 24; Creighton 24; UC San Diego 21; Vanderbilt 17; **Gonzaga** 17; Oregon 14; UConn 10; Drake 10; UCLA 9; Illinois 6; Ole Miss 2; Boise State 1.

**PLAYER CAPSULES****#0 RYAN NEMBARD**

6-0 • SR • G • Aurora, Ont.

- 2023-24: All-Conference first team ... Set the single season assist record with 243 total ... Started all 35 games ... topped the conference at 6.8 assists per league game, and with a 4.6 assist to turnover ratio ... led the league at 35.1 minutes per game ... averaged 12.6 points per game, 13.75 per WCC game.
- 2022-23: Started all 37 games in his sophomore season with Creighton... Averaged 12.1 points per game, and dished 17.6 total assists... Scored a career-high 30 points against Baylor in the NCAA Tournament... Improved his three point, field goal, and free throw percentages from last season... Named to the Maui Invitational All-Tournament Team after averaging 20.3 points and 4.3 assists... Named to the Bob Cousy Point Guard of the Year Watch List and Preseason Second Team All-BIG EAST.

- 2021-22: In his freshman year, started 27 games for Creighton... Averaged 11.3 points per game, including scoring a season-high 23 points against Xavier... Recorded 34.8 minutes per game and 4.4 assists per game this season, ranking third in the BIG EAST... Included on the BIG EAST All-Freshman Team... Named the BIG EAST Freshman of the Year.
- High School: Was ranked the 62nd player in the country, and a five-star recruit, by ESPN... Went 24-1 as a senior and 25-0 as a junior at Monteverde Academy... Won the GEICO High School National Championship his senior year... Averaged 14.3 points and 9.0 assists at the FIBA U16 Americas Championship in 2019.

**#1 MICHAEL AJAYI**

6-7 • SR • G • Kent, Wash.

- Pepperdine (2023-24): led the West Coast Conference in scoring this past season at 17.1 points per game ... As a junior, he was second in the WCC grabbing 9.9 rebounds per outing ... He made 46.7 percent from the field, including 47 percent from behind-the-arc. He earned First Team All-Conference honors following the season ... Scored at least 20 points 11 times this season and hit 30 twice. In the two games against Gonzaga, he averaged 10 points and 8.5 rebounds.
- Pierce College: Named the 2022 Northwest Athletic Conference West Region's Most Valuable Player and the West Region's Freshman of the Year last season ... Was the team's leading scorer and rebounder at 20.4 points and 11.3 rebounds in 23 games ... Had back-to-back games with a season-high 40 points against Highline (one shy of the school record) and 38 against South Puget Sound ... Grabbed 26 rebounds

in a game against Centralia ... Had a double-double in all 14 league games.

- High School: As a 2020-21 high school senior at Kentwood, in his only year on the varsity, averaged 10.7 points and 8.8 rebounds.

**#4 DUSTY STROMER**

6-6 • SO • G • Sherman Oaks, Calif.

- (2023-24): Started the first 15 games for the Zags ... Appeared in all 35 games ... Averaging 23.5 minutes per game ... Shot 37% from three while shooting 35% from behind-the-arc and 81% from the free-throw line.
- High School: Ranked as the 34th player, and a four-star recruit, by ESPN... Averaged 17.3 points, 5.4 rebounds, and 2.2 assists per game his senior season... Won the CIF D1 title his senior year... Named the Mission League MVP, and was a repeat selection to the L.A. Times All-Star Team and All-CIFSS Division Team... Did not play his sophomore season due to the COVID-19 pandemic, but averaged 13.1 points and 3.9 rebounds his freshman season.

**#5 EMMANUEL INNOCENTI**

6-5 • SO • G • Ranzanico, Italy

- (2023-24): one of five Texans to appear in all 35 games and made 33 starts ... earned a selection to the WAC All-defensive and All-Freshman Squads ... In total, he played in 1109 minutes, the most by a freshman in Tarleton's D1 era and his 33.8 minutes per game in conference play ranked ninth among all WAC individuals ... Among all freshman in the nation, ranked fourth in defensive rebounds per game (5.37), eighth in steals (1.69) and ninth in rebounds (6.37) ... Ranked in the single season top 10 in Texans' D1 era in five different categories: 31.7 minute per game (8th), 59 steals (2nd) - also tied for sixth in program history, 223 rebounds (2nd) ... Averaged 1.9 steals per game in conference play, second in the WAC ... He set Texan D1 era single season records with 103 rebounds and 188 defensive rebounds, with the 188-mark the 14th best in program history ... Averaged 5.37 defensive boards per game which ranked fifth in the WAC ... Ranked in top 15 in the WAC in rebounds (6.37) and assists (2.94).
- Amateur Italian Career: Played four seasons for Stella Azzurra Roma ... Posted a trio of double-figure scoring totals in his fourth season with the team ... Played on the 2022-23 U18 Italy National Team ... Averaged 11.1 points and 7.1 rebounds in 7 games averaging 25.6 minutes per game ... Posted double-digit scoring totals in his final five games, including a double-double in his final game against U18 France with 12 rebounds and 10 points.

**#11 NOLAN HICKMAN**

6-2 • SR • G • Seattle, Wash.

- 2023-24: Second team All-Conference ... Started all 35 games ... averaged 14.0 points per game ... 16 points in conference games, which ranked fifth in WCC ... 2.8 three-pointers made per WCC game topped the league ... second in WCC at 41.3 percent from three-point range in conference games ... team-best 88.3 percent from free-throw line (53/60) ... 28 double-digit scoring games, four 20-point games ... six games of five or more assists ... led the WCC at 36.2 minutes per conference game, 35.3 minutes per games overall which was second in the league.
- 2022-23: Started in 36 games, and performed in all 37 games, his sophomore season... Ranked second on the team and seventh in the WCC with 116 assists... Led the Gonzaga backcourt in blocks, with 11, and steals, with 36... Played a career-high 28.1 minutes per game, including all 40 minutes against Kent State... Scored a career-high 20 points against Santa Clara.
- 2021-22: Played in all 32 games... Averaged 5.1 points per game, posting a season-high 16 points against Central Michigan... Finished tied for fourth on the team for steals per game at 0.6, and 20 total on the year... 49 rebounds on the year, of which 46 were defensively... Named to the WCC All-Freshman Team.
- High School: Hickman was the 24th-ranked player in the Class of 2021, and a five-star recruit, according to ESPN... Named a McDonald's All-American and the Utah player of the year by MaxPreps... Averaged 16 points, 3.3 assists and 2.5 rebounds per game as a senior, earning All-American honors and leading Wasatch Academy (Utah) to a top-10 national ranking and a spot in the Geico Nationals.

**#13 GRAHAM IKE**

6-9 • RSR • F • Aurora, Colo.

- 2023-24: Honorable Mention AP All-American ... First team All-Conference ... Started all 35 games ... Top 10 Karl Malone Power Forward of the Year List ... led the team in scoring at 16.5 points per game, which ranked second in the WCC, 16.5 per league game ... shot 60.9 percent from the field in WCC games, which ranked second in the conference ... scored 20 or more points in nine of the last 12 games and had a team-high 15 20-point games ... ten double-doubles ... sixth in the WCC at 7.4 rebounds per game.
- 2022-23: Reshirted.
- 2021-22: Started in all 33 games for Wyoming, averaging 19.5 points and 9.6 rebounds per game... Scored a career-high 35 points against Denver, and grabbed a career-high 18 rebounds





## WEST COAST CONFERENCE

| Standings        | WCC  | GB | PCT  | OVER  | PCT  | STREAK |
|------------------|------|----|------|-------|------|--------|
| Saint Mary's     | 17-1 | -  | .944 | 27-4  | .871 | W7     |
| Gonzaga          | 14-4 | 3  | .778 | 24-8  | .750 | W2     |
| San Francisco    | 13-5 | 4  | .722 | 23-8  | .742 | W1     |
| Santa Clara      | 12-6 | 5  | .667 | 20-12 | .625 | L1     |
| Oregon State     | 10-8 | 7  | .556 | 20-12 | .625 | L3     |
| Washington State | 8-10 | 9  | .444 | 19-14 | .576 | L1     |
| Loyola Marymount | 8-10 | 9  | .444 | 17-15 | .531 | L1     |
| Portland         | 7-11 | 10 | .389 | 12-20 | .375 | L2     |
| Pepperdine       | 4-14 | 13 | .222 | 13-21 | .382 | W3     |
| Pacific          | 4-14 | 13 | .222 | 9-24  | .273 | L5     |
| San Diego        | 2-16 | 15 | .111 | 6-27  | .182 | L1     |

### 2024-25 WCC Awards

Coach of the Year - Randy Bennett, Saint Mary's  
 Player of the Year - Augustas Marciulionis, Saint Mary's  
 Defensive Player of the Year - Mitchell Saxen, Saint Mary's  
 Newcomer of the Year - Paulius Murauskas, Saint Mary's  
 Sixth Man of the Year - Mikey Lewis, Saint Mary's  
 Freshman of the Year - Austin Rapp, Portland

#### All-Conference First Team

Adama-Alpha Bal, Santa Clara

**Nolan Hickman, Gonzaga**

**Graham Ike, Gonzaga**

Augustas Marciulionis, Saint Mary's

Paulius Murauskas, Saint Mary's

**Ryan Nemhhard, Gonzaga**

Michael Rataj, Oregon State

Mitchell Saxen, Saint Mary's

Malik Thomas, San Francisco

Marcus Williams, San Francisco

#### All-Conference Second Team

Parsa Fallah, Oregon State

Max Mackinnon, Portland

Carlos Stewart, Santa Clara

Christoph Tilly, Santa Clara

Lamar Washington, Pacific

#### All-Conference Honorable Mention

Luke Barrett, Saint Mary's

Nate Calmese, Washington State

Nate Kingz, Oregon State

Jevon Porter, LMU

Caleb Stone-Carrawell, LMU

Stefan Todorovic, Pepperdine

Lejuan Watts, Washington State

#### All-Freshman Team

Tony Duckett, San Diego

Mikey Lewis, Saint Mary's

Austin Rapp, Portland

Tyrone Riley IV, San Francisco

Tomas Thrastarson, Washington State

### 2024-25 Preseason Poll

|                       |    |
|-----------------------|----|
| 1. <b>Gonzaga</b> (9) | 99 |
| 2. Saint Mary's (1)   | 86 |
| 3. Santa Clara        | 81 |
| 4. San Francisco (1)  | 77 |
| 5. Washington State   | 62 |
| 6. LMU                | 60 |
| 7. Oregon State       | 44 |
| 8. Portland           | 28 |
| San Diego             | 28 |
| 10. Pacific           | 23 |
| 11. Pepperdine        | 17 |

(First place votes)

### 2024 WCC Preseason Team

| Name                  | Institution    |
|-----------------------|----------------|
| <b>Michael Ajayi</b>  | <b>Gonzaga</b> |
| Adama-Alpha Bal       | Santa Clara    |
| Cedric Coward         | Washington St. |
| <b>Nolan Hickman</b>  | <b>Gonzaga</b> |
| <b>Graham Ike</b>     | <b>Gonzaga</b> |
| Augustas Marciulionis | Saint Mary's   |
| <b>Ryan Nemhhard</b>  | <b>Gonzaga</b> |
| Jevon Porter          | LMU            |
| Mitchell Saxen        | Saint Mary's   |
| Carlos Stewart        | Santa Clara    |
| Marcus Williams       | San Francisco  |

against San Jose State... Scored in double figures in 34 games, including nine games with over 25 points... Shot 51% from the field... Named to the All-Mountain West First Team by the media.

- 2020-21: Performed in 12 games, starting the final seven games of the season... Averaged 11.2 points and 5.4 rebounds per game... Scored a season-high 32 points in the first round of the Mountain West tournament... Finished the season with a 60% field goal percentage.
- High School: Was a three-star recruit, and averaged 12 points and 8.5 rebounds per game his senior year before injury... Ended his junior year averaging 17.6 points and 12.0 rebounds per game... Named Second-Team All-Colorado after his junior year.

### #22 JUN SEOK YEO

6-8 • JR • F • Seoul, South Korea

- 2023-24: Appeared in 25 games, and started 1 game this season ... Played 172 minutes on the year averaging 6.9 minutes per-game ... Shot 44% from the field ... Averaged 1.2 rebound per-game.
- Before Gonzaga: Transferring from Korea University... Performing in the 2021 FIBA U-19 World Cup, averaged an impressive 25.6 points and 10.6 rebounds per game... Finished with 27 points and 13 rebounds against Argentina, and 26 points and 12 rebounds against Spain... Also scored 31 points against Puerto Rico and 36 points against Japan... Helped Korea's senior national team qualify for the 2021 FIBA Asia Cup, averaging 12.3 points per game... Recorded 16.2 points and 1.8 blocks per game at the 2018 FIBA U18 Asian Championships.

### #24 ISMAILA DIAGNE

7-0 • FR • C • Nguekhokhe, Senegal

- Prior to Gonzaga: averaged 10.2 points, 7.8 rebounds, and 0.9 blocks for Real Madrid's Under-18 team ... He helped lead his team to the Adidas Next Gen Tournament championship in Berlin, Germany ... Real Madrid also won the Podgorica Tournament in 2023-24, and Diagne averaged 11 points and 7.8 rebounds in the four games in the event ... Diagne appeared in four games in the Spanish Liga Endesa (ACB) this season with the Real Madrid national team ... He averaged five points on 58 percent shooting from the field.

### #33 BEN GREGG

6-10 • SR • F • Clackamas, Ore.

- 2023-24: Started the last 19 games ... appeared in all 35 games ... averaged 23.6 minutes per game ... averaged a career-best 9.0 points per game, along with 5.7 rebounds ... shot 54.1 percent from the field, including 40-of-106 from behind-the-arc ... 16 double-digit scoring games.
- 2022-23: Saw action in 36 games, recording a career-high 12.1 minutes and 5.1 points per game... Registered 22 blocks and 10 steals this season... Averaged 3.0 rebounds per game, including a career-high eight rebounds against Santa Clara... Dropped a career-high 18 points against San Diego... Had a career-high three blocks against TCU in the NCAA Tournament... Shot 50.4% from the field and 37.7% from three.
- 2021-22: Appeared in 17 games... Posted a career-high eight points versus Alcorn... Finished with a total of 40 points on the year, with an average of 2.4 points per game... 34 rebounds, of which 21 were defensively... 10 assists... 8 blocks.
- 2020-21: Played in 18 games... Recorded 17 points,

earning season-high four against San Diego... Shot 41.2% from the field... Totaled 18 rebounds, of which 15 were defensive.

- High School: High School: Graduated early, joined the Zags as a freshman in 2020-21... No. 29 in ESPN's top 100... Following his junior season at Clackamas High School, was named the Oregon Gatorade Player of the Year.

### #34 BRADEN HUFF

6-10 • RSO • F • Glen Ellyn, Ill.

- 2023-24: All-Conference Freshman Team ... Appeared in all 35 games ... Led the conference and was 13th in the country in 2-point shooting percentage with 70% ... Averaged 9.3 points per game on the season ... 15 double-digit scoring games.
- 2022-23: Redshirted.
- High School: Listed as a four-star recruit by ESPN... Named Mr. Basketball in Illinois after averaging 16.4 points, 5.7 rebounds, 1.3 steals, and 61% field goal percentage his senior year... Dropped 19 points in the Illinois 4A state title game... Led his team to a #6 national ranking and a record of 37-1... Recorded 17.5 points and 6.5 rebound per game as a junior, and 15.7 points and 2.7 blocks per game as a sophomore.

### #99 KHALIF BATTLE

6-5 • GR • G • Hillsdale, N.J.

- 2023-24: Totaled 1,343 points in 101 games at Arkansas, Temple, and Butler ... Last season at Arkansas, Battle averaged 14.8 points in 24.8 minutes per game ... Averaged 29.6 points and 6.3 rebounds through the final seven games of the season for the Razorbacks.
- 2022-23: Ranked 10th in the NCAA (1st in the AAC) in free throw percentage (.898) ... Ranked 4th in the AAC in scoring (17.9 ppg) ... Also ranked 2nd in 3-pointers made per game (2.85), 6th in 3-point percentage (.350) and 10th in free throws made (97) ... Led the team in scoring 15 times, led the team in rebounding five times and led the team in assists three times ... MVP of Basketball Hall of Fame Showcase.
- 2021-22: Only played seven games ... was leading the AAC in scoring (21.4 ppg), and the team in field goal percentage (.538/2nd AAC), three-point percentage (.488/1st AAC) and threes per game (3.0/2nd AAC) at time of injury ... Led the team in scoring in six of his seven games ... Scored 20 or more points in five of the seven.
- 2020-21: Third Team All-American Athletic Conference ... Led team in scoring (15.0 ppg) while ranking second on the team in rebounding (6.4 rpg).
- Played in 11 games with four starts, averaging 31.4 mpg (2nd on the team) ... Had first collegiate double-double, scoring 22 points and grabbing 11 rebounds in a win over Tulsa ... Scored in double figures eight times.
- 2019-20: Played in 24 games, averaging 3.0 points, 1.0 rebounds and 10.9 minutes ... Posted double-figures in two games with a season-high of 11 points coming in the season-opening win over IUPUI ... Scored 10 points in the win over Southern, adding a season-high four rebounds.
- High School: Ranked as the 82nd-best prospect in the 2019 class by ESPN, as well No. 120 by Rivals and No. 126 by 247sports (all three rated him as a four-star recruit) ... Averaged 23.7 points per game as a senior ... Was the 2018-19 Times of Trenton Boys Basketball Player of the Year and the Trentonian's Area Player of the Year.



## RECORDS WHEN ...

|                                      |       |           |
|--------------------------------------|-------|-----------|
| Leading at halftime                  | 24-25 | Under Few |
| Trailing at halftime                 | 21-3  | 606-43    |
| Tied at halftime                     | 0-5   | 110-100   |
|                                      | 2-0   | 22-9      |
| Leading with 10:00 remaining         | 23-4  | 179-29*   |
| Trailing with 10:00 remaining        | 0-4   | 39-80*    |
| Tied with 10:00 remaining            |       | 6-6*      |
| Leading with 5:00 remaining          | 22-4  | 542-26*   |
| Trailing with 5:00 remaining         | 0-4   | 29-83*    |
| Tied with 5:00 remaining             | 1-0   | 8-5*      |
| In Overtime                          | 0-3   | 23-15     |
| GU outrebounds opponents             | 22-1  | 594-61    |
| GU is outrebounded                   | 0-7   | 113-81    |
| Same amount of rebounds              | 1-0   | 21-9      |
| GU commits more turnovers            | 4-3   | 260-91    |
| Opponent commits more turnovers      | 18-4  | 156-47    |
| Same amount of turnovers             | 1-1   | 50-11     |
| GU has more fouls than opponent      | 8-4   | 156-89    |
| Opponent has more fouls than GU      | 13-3  | 151-53    |
| Same amount of fouls                 | 2-1   | 46-9      |
| GU shoots 50 percent or better       | 15-1  | 449-20    |
| Opponent shoots 50 percent or better | 1-2   | 37-39     |
| GU shoots less than 50 percent       | 8-7   | 285-131   |
| Opponent shoots less than 50 percent | 22-6  | 687-112   |
| GU shoots better than opponent       | 23-5  | 693-51    |
| Opponent shoots better than GU       | 0-3   | 45-99     |
| Same shooting percentage             |       | 3-0       |
| GU has more free-throw attempts      | 15-2  | 555-61    |
| Opponent has more free-throw atts    | 7-6   | 156-84    |
| Same amount of free-throw attempts   | 1-0   | 24-6      |
| GU bench outcores opponent bench     | 19-4  | 336-44*   |
| Opponent bench outcores GU bench     | 3-3   | 224-64*   |
| Benches score the same               | 1-1   | 17-5*     |
| GU makes 10 or more three-pointers   | 9-1   | 166-16    |
| GU makes 9 or less three-pointers    | 14-7  | 568-135   |
| GU shoots above 75 FT percentage     | 17-4  | 313-58    |
| GU shoots below 75 FT percentage     | 6-4   | 54-92     |
| Games decided by 1-5 points          | 0-5   | 103-59    |
| Games decided by 6-10 points         | 2-3   | 117-48    |
| Games decided by 11-15 points        | 4-0   | 121-22    |
| Games decided by 16 or more points   | 17-0  | 384-22    |
| GU scores 50 or less                 |       | 0-5       |
| GU scores between 51-59              | 0-1   | 11-11     |
| GU scores between 60-69              | 0-2   | 77-60     |
| GU scores between 70-79              | 2-2   | 187-56    |
| GU scores between 80-89              | 10-2  | 248-13    |
| GU scores between 90-99              | 6-1   | 145-5     |
| GU scores 100 or more                | 5-0   | 70-1      |
| Opponent scores 50 or less           | 2-0   | 84-0      |
| Opponent scores between 51-59        | 3-0   | 164-1     |
| Opponent scores between 60-69        | 9-2   | 258-30    |
| Opponent scores between 70-79        | 6-2   | 165-55    |
| Opponent scores between 80-89        | 3-1   | 53-47     |
| Opponent scores between 90-99        | 0-2   | 12-13     |
| Opponent scores 100 or more          | 0-1   | 2-5       |
| Vs. Top 25 Team                      | 2-3   | 52-56     |
| Vs. Top 10 Team                      | 1-1   | 15-33     |
| In November                          | 7-1   | 133-21    |
| In December                          | 3-3   | 139-50    |
| In January                           | 6-2   | 184-21    |
| In February                          | 6-2   | 179-28    |
| In March                             | 1-0   | 105-28    |
| In April                             |       | 2-2       |
| On Monday                            | 3-0   | 75-11     |
| On Tuesday                           | 2-0   | 65-15     |
| On Wednesday                         | 4-1   | 56-13     |
| On Thursday                          | 4-1   | 179-28    |
| On Friday                            | 2-0   | 51-16     |
| On Saturday                          | 7-6   | 260-60    |
| On Sunday                            | 1-0   | 51-7      |

## WHEN WAS THE LAST TIME ...

### TEAM

#### Gonzaga Was Ranked (AP Poll)

|               |               |
|---------------|---------------|
| No. 1         | Mar. 14, 2022 |
| Top 5 (2-5)   | Nov. 25, 2024 |
| Top 10 (6-10) | Dec. 9, 2024  |

#### Gonzaga Played a Ranked Opponent (AP Poll)

|        |  |
|--------|--|
| No. 1  | vs. No. 1 Duke (89-87) on Nov. 21, 2018    |
| Top 5  | vs. No. 4 Kentucky (89-90) on Dec. 7, 2024 |
| Top 10 | vs. No. 4 Kentucky (89-90) on Dec. 7, 2024 |
| Top 25 | vs. No. 22 UCLA (62-65) on Dec. 28, 2024   |

#### Gonzaga Beat a Ranked Opponent (AP Poll)

|        |   |
|--------|---|
| Top 5  | vs. No. 4 Alabama (100-90) on Dec. 17, 2022 |
| Top 10 | vs. No. 8 Baylor (101-63) on Nov. 4, 2024   |
| Top 25 | vs. No. 14 Indiana (89-73) on Nov. 28, 2024 |

#### 100 Points by a Team

|             |                               |
|-------------|-------------------------------|
| By Gonzaga  | 107, Pepperdine (2/15/25)     |
| By Opponent | 103, by Santa Clara (1/18/25) |

#### 30-39 Point Win

|             |                              |
|-------------|------------------------------|
| By Gonzaga  | 107-55, Pepperdine (2/15/25) |
| By Opponent | 76-41, vs. Duke (12/19/09)   |

#### Overtime Game

|              |                                 |
|--------------|---------------------------------|
| Gonzaga Win  | 93-90 vs. UCLA (4/3/21)         |
| Gonzaga Loss | 97-89 at Oregon State (1/16/25) |

#### Double Overtime Game

|              |                                |
|--------------|--------------------------------|
| Gonzaga Win  | 90-86 vs. Stanford (1/31/07)   |
| Gonzaga Loss | 105-111 vs. Florida (11/24/17) |

#### Won The Game In The Final Seconds

|             |  |
|-------------|--|
| By Gonzaga  | Julian Strawther three pointer at 7.2 seconds<br>Gonzaga defeated UCLA 79-76 (3/23/23) |
| By Opponent | Roosevelt Jones layup at 0.2 seconds<br>Butler defeated Gonzaga 64-63 (1/19/13)        |

#### Made Fewer Than 20 Field Goals

|             |                             |
|-------------|-----------------------------|
| By Gonzaga  | 19, UCLA (11/22/23)         |
| By Opponent | 19, by Pepperdine (2/15/25) |

#### Had 70+ Field Goal Attempts

|             |                            |
|-------------|----------------------------|
| By Gonzaga  | 79, Pepperdine (2/15/25)   |
| By Opponent | 75, by Nicholls (12/18/24) |

#### Made 10+ Three-Point Field Goals

|             |                               |
|-------------|-------------------------------|
| By Gonzaga  | 11, at San Francisco (3/1/25) |
| By Opponent | 11, by Santa Clara (2/25/25)  |

#### Had 30+ Three-Point Field Goals Attempts

|             |                              |
|-------------|------------------------------|
| By Gonzaga  | 31, San Diego (1/8/25)       |
| By Opponent | 38, by Santa Clara (1/18/25) |

#### Shot 20 Percent or Less From 3-Point Line

|             |   |
|-------------|---|
| By Gonzaga  | .111 (2-of-18), Loyola Marymount (2/6/25) |
| By Opponent | .167 (3-of-18), by San Francisco (3/1/25) |

#### Made 5 or Fewer Free Throws

|             |                                  |
|-------------|----------------------------------|
| By Gonzaga  | 5, vs. UCLA (12/28/24)           |
| By Opponent | 3, by Washington State (1/11/25) |

#### Shot Over 90 Percent From The Foul Line

|             |   |
|-------------|---|
| By Gonzaga  | .950, (19-of-20), at Washington State (2/19/25) |
| By Opponent | .917, (11-of-12), by Arizona State (11/10/24)   |

#### Shot 100 Percent From The Foul Line

|             |                                       |
|-------------|---------------------------------------|
| By Gonzaga  | 19-of-19, Washington (12/5/18)        |
| By Opponent | 9-of-9, by CSU Bakersfield (11/28/23) |

#### Had 20-29 Assists

|             |                                   |
|-------------|-----------------------------------|
| By Gonzaga  | 22, at San Francisco (3/1/25)     |
| By Opponent | 20, by Washington State (1/11/25) |

#### Had 20+ Turnovers

|             |                                |
|-------------|--------------------------------|
| By Gonzaga  | 20, at Texas (11/16/22)        |
| By Opponent | 25, by UMass Lowell (11/15/24) |

#### Committed 10 or Fewer Turnovers

|             |                               |
|-------------|-------------------------------|
| By Gonzaga  | 10, at San Francisco (3/1/25) |
| By Opponent | 8, by San Francisco (3/1/25)  |

### INDIVIDUAL

#### 30-39 Points by a Player

|            |   |
|------------|---|
| By Gonzaga | 32, Anton Watson, vs. Santa Clara (1/11/24) |
| By Opp.    | 35, Tyreee Bryan, Santa Clara (1/18/25)     |

#### Two Players Scored 20 or More Points

|            |   |
|------------|---|
| By Gonzaga | Graham Ike (24) & Khalif Battle (21),<br>at Santa Clara (2/25/25) |
| By Opp.    | Tyreee Bryan (35) & Adama Bal (20),<br>by Santa Clara (1/18/25)   |

#### 10+ Field Goals Made by a Player

|            |   |
|------------|---|
| By Gonzaga | 11, Graham Ike, at Santa Clara (2/25/25)    |
| By Opp.    | 11, Marcus Williams, San Francisco (3/1/25) |

#### 20-29 Field Goal Attempts by a Player

|            |  |
|------------|--|
| By Gonzaga | 20, Graham Ike, at Saint Mary's (3/2/24) |
| By Opp.    | 21, Tyreee Bryan, Santa Clara (1/18/25)  |

#### Player Shot .800 With 10+ Field Goals Attempts

|            |  |
|------------|--|
| By Gonzaga | 11-of-13 (.846), Graham Ike,<br>at Santa Clara (2/25/25) |
| By Opp.    | 11-of-13 (.846), Omar Ballo,<br>Indiana (11/28/24)       |

#### 5+ 3pt Field Goals Made by a Player

|            |   |
|------------|---|
| By Gonzaga | 6, Nolan Hickman, Santa Clara (1/18/25) |
| By Opp.    | 5, Mikey Lewis, Saint Mary's (2/22/25)  |

#### 10+ 3pt Field Goal Attempts by a Player

|            |  |
|------------|--|
| By Gonzaga | 10, Nolan Hickman, Santa Clara (1/18/25) |
| By Opp.    | 12, Mikey Lewis, Saint Mary's (2/1/25)   |

#### 10+ Free Throws Made by a Player

|            |  |
|------------|--|
| By Gonzaga | 15, Khalif Battle, Loyola Marymount (2/6/25) |
| By Opp.    | 10, Liam McNeely, UConn (12/14/24)           |

#### 10+ Free Throws Attempted by a Player

|            |  |
|------------|--|
| By Gonzaga | 15, Khalif Battle, Loyola Marymount (2/6/25) |
| By Opp.    | 10, Malik Thomas, San Francisco (2/13/25)    |

#### 15+ Free Throws Attempted by a Player

|            |  |
|------------|--|
| By Gonzaga | 15, Khalif Battle, Loyola Marymount (2/6/25) |
| By Opp.    | 15, Logan Johnson, Saint Mary's (2/25/23)    |

#### Player Shot 1.000 With 10+ Free Throw Attempts

|            |   |
|------------|---|
| By Gonzaga | 10-of-10, Zach Norvell Jr., Idaho State (11/6/18) |
| By Opp.    | 11-of-11, Jordan Ford, Saint Mary's (3/10/20)     |

#### 10+ Rebounds by a Player

|            |   |
|------------|---|
| By Gonzaga | 13, Graham Ike, at Washington State (2/19/25) |
| By Opp.    | 11, Tyrone Riley IV, San Francisco (3/1/25)   |

#### 15+ Rebounds by a Player

|            |  |
|------------|--|
| By Gonzaga | 19, Graham Ike, San Diego (1/8/25)         |
| By Opp.    | 15, Mitchell Saxen, Saint Mary's (3/12/24) |

#### Two Players with 10 or More Rebounds

|            |  |
|------------|--|
| By Gonzaga | 13, Graham Ike & 10, Michael Ajayi,<br>San Francisco (2/13/25) |
| By Opp.    | 11, Mitchel Saxen & 10, Kyle Bowen,<br>Saint Mary's (2/4/23)   |

#### 5+ Offensive Rebounds by a Player

|            |   |
|------------|---|
| By Gonzaga | 6, Michael Ajayi, San Francisco (2/13/25) |
| By Opp.    | 5, Luke Barrett, Saint Mary's (2/1/25)    |

#### 10+ Assists by a Player

|            |   |
|------------|---|
| By Gonzaga | 16, Ryan Nembhard, San Francisco (3/1/25) |
| By Opp.    | 15, Braden Smith, Purdue (3/29/24)        |

#### 5+ Blocked Shots by a Player

|            |   |
|------------|---|
| By Gonzaga | 7, Chet Holmgren, vs. Georgia State (3/17/22) |
| By Opp.    | 5, Magoon Gwath, San Diego State (11/18/24)   |

#### 5+ Steals by a Player

|            |  |
|------------|--|
| By Gonzaga | 5, Ryan Nembhard, vs. Indiana (11/28/24) |
| By Opp.    | 5, Jevon Porter, Pepperdine (1/4/24)     |

#### Double-Double by a Player

|            |  |
|------------|--|
| By Gonzaga | 12/15, Ryan Nembhard, at Santa Clara (2/25/25) |
| By Opp.    | 11/11, Tyrone Riley IV, San Francisco (3/1/25) |



## 2024-25 SEASON AND CAREER HIGHS



|        |                                      |                 |                                |        |
|--------|--------------------------------------|-----------------|--------------------------------|--------|
| SEASON | 19, at San Diego State, 11/18/24     | <b>Points</b>   | 30, Baylor, 3/19/23            | CAREER |
|        | 6, 3x, last at Oregon State, 1/16/25 | <b>Rebounds</b> | 11, 2x, last at DePaul, 3/4/23 |        |
|        | 16, at San Francisco, 3/1/25         | <b>Assists</b>  | 16, at San Francisco, 3/1/25   |        |
|        | 5, vs. Indiana, 11/28/24             | <b>Steals</b>   | 5, vs. Indiana, 11/28/24       |        |
|        | 1, 2x, last Portland, 1/2/25         | <b>Blocks</b>   | 1, 7x, last Portland, 1/2/25   |        |
|        | 44, at Oregon State, 1/16/25         | <b>Minutes</b>  | 47, at Providence, 2/14/23     |        |

**0**

**RYLAN NEMBHARD** SR | G | 6-0 | 180 | Aurora, ON | Montverde Academy



|        |  |                 |                                   |        |
|--------|--|-----------------|-----------------------------------|--------|
| SEASON | 20, at Portland, 1/25/25                 | <b>Points</b>   | 31, UNLV, 11/17/23                | CAREER |
|        | 15, Portland, 1/2/25                     | <b>Rebounds</b> | 17, 2x, last vs Pacific, 3/7/24   |        |
|        | 2, 6x, last at Santa Clara, 2/25/25      | <b>Assists</b>  | 5, 2x, last Idaho State, 11/28/23 |        |
|        | 3, 2x, last at Washington State, 2/19/25 | <b>Steals</b>   | 4, Idaho State, 11/28/23          |        |
|        | 2, Nicholls, 12/18/24                    | <b>Blocks</b>   | 2, 6x, last Nicholls, 12/18/24    |        |
|        | 32, vs. Indiana, 11/28/24                | <b>Minutes</b>  | 40, 5x, last vs San Diego, 3/8/24 |        |

**1**


**MICHAEL AJAYI** SR | G | 6-7 | 228 | Kent, WA | Pepperdine



|        |                                       |                 |                                       |        |
|--------|---------------------------------------|-----------------|---------------------------------------|--------|
| SEASON | 12, Portland, 1/2/25                  | <b>Points</b>   | 15, USC, 12/2/23                      | CAREER |
|        | 6, 4x, last San Diego, 1/8/25         | <b>Rebounds</b> | 8, UCLA, 11/22/23                     |        |
|        | 2, 6x, last Pepperdine, 2/15/25       | <b>Assists</b>  | 5, 2x, last at San Diego, 1/20/24     |        |
|        | 3, 2x, last Washington State, 1/11/25 | <b>Steals</b>   | 3, 2x, last Washington State, 1/11/25 |        |
|        | 2, Washington State, 1/11/25          | <b>Blocks</b>   | 2, 5x, last Washington State, 1/11/25 |        |
|        | 30, vs. UCLA, 12/28/24                | <b>Minutes</b>  | 40, UCLA, 11/22/23                    |        |

**4**

**DUSTY STROMER** SO | G | 6-6 | 200 | Sherman Oaks, CA | Notre Dame



|        |                                 |                 |   |        |
|--------|---------------------------------|-----------------|---|--------|
| SEASON | 8, 2x, last Pepperdine, 2/15/25 | <b>Points</b>   | 19, UT-Arlington, 1/4/24                  | CAREER |
|        | 5, at Pacific, 2/8/25           | <b>Rebounds</b> | 13, 2x, last vs CSU Bakersfield, 11/22/23 |        |
|        | 5, at Portland, 1/25/25         | <b>Assists</b>  | 8, at Loyola Marymount, 12/29/23          |        |
|        | 3, Pepperdine, 2/15/25          | <b>Steals</b>   | 5, vs UT-Arlington, 3/15/24               |        |
|        | 1, 6x, last LMU, 2/6/25         | <b>Blocks</b>   | 1, 14x, last LMU, 2/6/25                  |        |
|        | 28, at Saint Mary's, 2/1/25     | <b>Minutes</b>  | 40, 3x, Grand Canyon, 2/22/24             |        |

**5**


**EMMANUEL INNOCENTI** SO | F | 6-5 | 198 | Ranzanico, Italy | Tarleton State



|        |  |                 |  |        |
|--------|--|-----------------|--|--------|
| SEASON |  | <b>Points</b>   |  | CAREER |
|        |  | <b>Rebounds</b> |  |        |
|        |  | <b>Assists</b>  |  |        |
|        |  | <b>Steals</b>   |  |        |
|        |  | <b>Blocks</b>   |  |        |
|        |  | <b>Minutes</b>  |  |        |

**7**

**CADE ORNESS** FR | G | 6-3 | 185 | Poulsbo, WA | North Kitsap



|        |  |                 |  |        |
|--------|--|-----------------|--|--------|
| SEASON | 3, Long Beach State, 11/20/24          | <b>Points</b>   | 3, Long Beach State, 11/20/24          | CAREER |
|        | 2, 2x, last Long Beach State, 11/20/24 | <b>Rebounds</b> | 2, 2x, last Long Beach State, 11/20/24 |        |
|        |  | <b>Assists</b>  |  |        |
|        | 1, UMass Lowell, 11/15/24              | <b>Steals</b>   | 1, UMass Lowell, 11/15/24              |        |
|        |  | <b>Blocks</b>   |  |        |
|        | 4, UMass Lowell, 11/15/24              | <b>Minutes</b>  | 4, UMass Lowell, 11/15/24              |        |

**10**

**JOAQUIM ARAUZMOORE** RFR | G | 6-1 | 175 | Ross, CA | Branson



|        |                                   |                 |                                       |        |
|--------|-----------------------------------|-----------------|---------------------------------------|--------|
| SEASON | 24, Santa Clara, 1/18/25          | <b>Points</b>   | 24, 2x, last Santa Clara, 1/18/25     | CAREER |
|        | 7, Washington State, 1/11/25      | <b>Rebounds</b> | 7, 2x, last Washington State, 1/11/25 |        |
|        | 7, Pepperdine, 2/15/25            | <b>Assists</b>  | 8, Baylor, 12/2/22                    |        |
|        | 4, 2x, last at Pacific, 2/8/25    | <b>Steals</b>   | 4, 2x, last at Pacific, 2/8/25        |        |
|        | 2, 3x, last Saint Mary's, 2/22/25 | <b>Blocks</b>   | 2, 7x, last Saint Mary's, 2/22/25     |        |
|        | 38, 4x, last Santa Clara, 1/18/25 | <b>Minutes</b>  | 40, 7x, last USF, 3/11/24             |        |

**11**

**NOLAN HICKMAN** SR | G | 6-2 | 190 | Seattle, WA | Wasatch Academy



|        |                                     |                 |                                      |        |
|--------|-------------------------------------|-----------------|--------------------------------------|--------|
| SEASON | 28, vs. Kentucky, 12/7/24           | <b>Points</b>   | 35, vs. Denver, 12/2/21              | CAREER |
|        | 19, San Diego, 1/8/25               | <b>Rebounds</b> | 19, San Diego, 1/8/25                |        |
|        | 4, 2x, last at Portland, 1/25/25    | <b>Assists</b>  | 4, 2x, last at Portland, 1/25/25     |        |
|        | 4, at Santa Clara, 2/25/25          | <b>Steals</b>   | 4, 3x, last at Santa Clara, 2/25/25  |        |
|        | 2, 3x, last at Santa Clara, 2/25/25 | <b>Blocks</b>   | 2, 11x, last at Santa Clara, 2/25/25 |        |
|        | 35, vs. Kentucky, 12/7/24           | <b>Minutes</b>  | 40, 2x, last at Colo St., 2/23/22    |        |

**13**

**GRAHAM IKE** RSR | F | 6-9 | 250 | Aurora, CO | Wyoming

## CAREER SUPERLATIVES

| PLAYED/STARTED     | 2024-25 | CAREER STREAK |
|--------------------|---------|---------------|
| Ben Gregg          | 31-19   | 137-38 17     |
| Nolan Hickman      | 31-30   | 135-101 18    |
| Khalif Battle      | 31-27   | 132-59 2      |
| Ryan Nembhard      | 31-31   | 130-130 130   |
| Graham Ike         | 31-29   | 111-104 2     |
| Steele Venters     | -       | 84-67 -       |
| Braden Huff        | 31-1    | 66-1 -        |
| Dusty Stromer      | 30-1    | 65-17 -       |
| Michael Ajayi      | 30-14   | 63-47 -       |
| Emmanuel Innocenti | 27-3    | 61-36 -       |
| Joe Few            | 13-1    | 41-1 -        |
| Jun Seok Yeo       | 13-0    | 38-1 -        |
| Ismaila Diagne     | 8-0     | 8-0 -         |
| Joaquim Arauzmoore | 4-0     | 4-0 -         |
| Noah Haaland       | 3-0     | 3-0 -         |

| DOUBLE-DIGIT GAMES | 2024-25 | CAREER |
|--------------------|---------|--------|
| Graham Ike         | 25      | 93     |
| Ryan Nembhard      | 19      | 86     |
| Khalif Battle      | 20      | 79     |
| Nolan Hickman      | 19      | 65     |
| Steele Venters     |         | 55     |
| Michael Ajayi      | 9       | 37     |
| Ben Gregg          | 13      | 36     |
| Braden Huff        | 17      | 32     |
| Emmanuel Innocenti |         | 8      |
| Dusty Stromer      | 3       | 8      |
| Jun Seok Yeo       |         | 1      |

| Rebounds           | 2024-25 | CAREER |
|--------------------|---------|--------|
| Graham Ike         | 7       | 32     |
| Michael Ajayi      | 4       | 23     |
| Ben Gregg          | 3       | 6      |
| Emmanuel Innocenti |         | 4      |
| Ryan Nembhard      |         | 4      |
| Khalif Battle      |         | 3      |


| 20+ POINTS     | 2024-25 | CAREER |
|----------------|---------|--------|
| Graham Ike     | 12      | 43     |
| Khalif Battle  | 9       | 43     |
| Steele Venters |         | 19     |
| Michael Ajayi  | 1       | 12     |
| Ryan Nembhard  |         | 10     |
| Nolan Hickman  | 2       | 8      |
| Ben Gregg      | 4       | 5      |
| Braden Huff    | 2       | 5      |

| 8+ REBOUNDS        | 2024-25 | CAREER |
|--------------------|---------|--------|
| Graham Ike         | 15      | 57     |
| Michael Ajayi      | 10      | 34     |
| Ben Gregg          | 8       | 18     |
| Emmanuel Innocenti |         | 9      |
| Steele Venters     |         | 7      |
| Ryan Nembhard      |         | 6      |
| Khalif Battle      |         | 6      |
| Braden Huff        | 1       | 3      |
| Dusty Stromer      |         | 1      |

| 5+ ASSISTS         | 2024-25 | CAREER |
|--------------------|---------|--------|
| Ryan Nembhard      | 29      | 93     |
| Nolan Hickman      | 4       | 17     |
| Emmanuel Innocenti | 1       | 7      |
| Steele Venters     |         | 4      |
| Khalif Battle      |         | 4      |
| Ben Gregg          | 2       | 4      |
| Michael Ajayi      |         | 2      |
| Dusty Stromer      |         | 2      |

| 3+ BLOCKS      | 2024-25 | CAREER |
|----------------|---------|--------|
| Ben Gregg      |         | 3      |
| Braden Huff    | 1       | 3      |
| Khalif Battle  |         | 1      |
| Steele Venters |         | 1      |





SEASON

14

**GRAYDON LEMKE** FR | F | 6-10 | 190 | Las Vegas, NV | Faith Lutheran**Points**  
**Rebounds**  
**Assists**  
**Steals**  
**Blocks**  
**Minutes**

CAREER

3, at Pacific, 2/8/25  
1, 3x, last at Pacific, 2/8/25  
1, 3x, last at Portland, 1/25/25  
1, 2x, last Pepperdine, 2/15/25**Points** 3, 2x, last at Pacific, 2/8/25  
**Rebounds** 2, 2x, last vs. MVST, 12/11/23  
**Assists** 2, 3x, last vs. MVST, 12/11/23  
**Steals** 3, vs. Eastern Oregon, 11/14/23  
**Blocks** 1, vs. Eastern Oregon, 11/14/23  
**Minutes** 14, vs. Eastern Oregon, 11/14/23

CAREER



SEASON

15

**JOE FEW** RJR | G | 6-0 | 170 | Spokane, WA | Gonzaga Prep8, UMass Lowell, 11/15/24  
3, Pepperdine, 2/15/25  
1, UMass Lowell, 11/15/24  
1, UMass Lowell, 11/15/24  
1, Pepperdine, 2/15/25  
10, Pepperdine, 2/15/25**Points** 10, vs. Arkansas-Pine Bluff, 12/5/23  
**Rebounds** 7, vs. Eastern Oregon, 11/14/23  
**Assists** 4, vs. Eastern Oregon, 11/14/23  
**Steals** 1, 3x, last UMass Lowell, 11/15/24  
**Blocks** 2, vs. Mississippi Valley St., 12/11/23  
**Minutes** 23, vs. Miss. Valley St., 12/11/23

CAREER



SEASON

22

**JUN SEOK YEO** JR | F | 6-8 | 218 | Seoul, South Korea | Korea University9, at Santa Clara, 2/25/25  
4, at Santa Clara, 2/25/25  
3, Long Beach State, 11/20/24  
2, UMass Lowell, 11/15/24  
19, at Santa Clara, 2/25/25**Points** 9, at Santa Clara, 2/25/25  
**Rebounds** 4, at Santa Clara, 2/25/25  
**Assists**  
**Steals** 3, Long Beach State, 11/20/24  
**Blocks** 2, UMass Lowell, 11/15/24  
**Minutes** 9, Long Beach State, 11/20/24

CAREER




SEASON

24

**ISMAILA DIAGNE** FR | C | 7-0 | 237 | Nguekhokhe, Senegal24, 2x, last at Portland, 1/25/25  
13, at Oregon State, 1/16/25  
5, 3x, last at Pacific, 2/8/25  
4, Portland, 1/2/25  
1, 15x, last at San Francisco, 3/1/25  
35, San Diego, 1/8/25**Points** 24, 2x, last at Portland, 1/25/25  
**Rebounds** 13, at Oregon State, 1/16/25  
**Assists** 5, 5x, last at Pacific, 2/8/25  
**Steals** 4, 2x, last Portland, 1/2/25  
**Blocks** 3, 3x, last vs. LMU, 1/30/24  
**Minutes** 38, vs. Saint Mary's, 3/12/24

CAREER




SEASON

33

**BEN GREGG** SR | F | 6-10 | 230 | Clackamas, OR | Clackamas25, Nicholls, 12/18/24  
8, LMU, 2/6/25  
4, vs. Davidson, 11/29/24  
1, 7x, last at Pacific, 2/8/25  
3, UMass Lowell, 11/15/24  
30, vs. West Virginia, 11/27/24**Points** 26, at San Diego, 1/20/24  
**Rebounds** 9, 2x, last vs Jackson State, 12/20/23  
**Assists** 4, vs. Davidson, 11/29/24  
**Steals** 3, vs. Mississippi Valley St., 12/11/23  
**Blocks** 3, 3x, last UMass Lowell, 11/15/24  
**Minutes** 30, vs. West Virginia, 11/27/24

CAREER



SEASON

34

**BRADEN HUFF** RSO | F | 6-10 | 250 | Glen Ellyn, IL | Glenbard West2, UMass Lowell, 11/15/24  
4, 2x, last Pepperdine, 2/15/25**Points**  
**Rebounds** 2, UMass Lowell, 11/15/24  
**Assists**  
**Steals**  
**Blocks**  
**Minutes** 4, 2x, last Pepperdine, 2/15/25

CAREER



SEASON

35

**NOAH HAALAND** RJR | F | 6-9 | 245 | Rathdrum, ID | Allan Hancock College26, at LMU, 1/4/25  
7, Arizona State, 11/10/24  
3, 4x, last Pepperdine, 2/15/25  
4, Saint Mary's, 2/22/25  
1, 2x, last Saint Mary's, 2/22/25  
39, at Oregon State, 1/16/25**Points** 42, Missouri, 2/24/24  
**Rebounds** 11, Tulsa, 1/26/21  
**Assists** 6, Maryland-Eastern Shore, 12/20/22  
**Steals** 4, 3x, last Saint Mary's, 2/22/25  
**Blocks** 3, LSU, 3/6/24  
**Minutes** 40, 5x, vs S Carolina, 3/14/24

CAREER



SEASON

99

**KHALIF BATTLE** GR | G | 6-5 | 185 | Hillside, NJ | Arkansas

| 3+ STEALS          | 2024-25 | CAREER |
|--------------------|---------|--------|
| Ryan Nembhard      | 5       | 14     |
| Emmanuel Innocenti | 1       | 12     |
| Khalif Battle      | 5       | 8      |
| Ben Gregg          | 2       | 7      |
| Steele Venters     |         | 6      |
| Nolan Hickman      | 2       | 6      |
| Michael Ajayi      | 2       | 4      |
| Graham Ike         | 1       | 4      |
| Dusty Stromer      | 2       | 2      |
| Ismaila Diagne     | 1       | 1      |
| Braden Huff        |         | 1      |
| Joe Few            |         | 1      |

| DOUBLE-DOUBLE TRACKER 2024-25 | CAREER |
|-------------------------------|--------|
| Graham Ike                    | 6 29   |
| Ryan Nembhard                 | 12 22  |
| Michael Ajayi                 | 2 20   |
| Ben Gregg                     | 2 4    |
| Khalif Battle                 | 3      |
| Emmanuel Innocenti            | 1      |

## CURRENT STREAKS

|                              |        |
|------------------------------|--------|
| Overall                      | Won 2  |
| Unranked teams anywhere      | Won 2  |
| Ranked teams anywhere        | Lost 3 |
| Home                         | Lost 1 |
| Home WCC                     | Lost 1 |
| Home non-conference          | Won 5  |
| Home unranked non-conference | Won 5  |
| Home ranked teams            | Won 6  |
| Home unranked teams          | Lost 1 |
| Road                         | Won 4  |
| Road WCC                     | Won 4  |
| Road ranked teams            | Won 2  |
| Road unranked teams          | Won 4  |
| Neutral                      | Lost 3 |
| Neutral ranked teams         | Lost 3 |
| Neutral unranked teams       | Won 1  |

## UNIFORM RECORDS

|                | 2024-25 | 16-17  | 08-09  |
|----------------|---------|--------|--------|
| White          | 16-3    | 177-18 | 333-38 |
| Gonzaga        | 9-2     | 144-13 | 300-33 |
| ZAGS Throwback | 7-1     | 33-5   | 33-5   |
| Gray           | 0-0     | 9-2    | 9-2    |
| Navy           | 7-3     | 54-9   | 103-31 |
| Black          | 0-2     | 28-8   | 52-17  |
| Teal           | 0-0     | 4-0    | 5-0    |
| Royal Blue     | 0-0     | 1-0    | 1-0    |

## Consecutive Made Free Throws (active streak)

|                    |    |
|--------------------|----|
| Khalif Battle      | 32 |
| Nolan Hickman      | 9  |
| Ben Gregg          | 7  |
| Ismaila Diagne     | 6  |
| Michael Ajayi      | 2  |
| Graham Ike         | 2  |
| Dusty Stromer      | 2  |
| Steele Venters     | 2  |
| Joe Few            | 1  |
| Emmanuel Innocenti | 1  |
| Ryan Nembhard      | 1  |

## Consecutive Games with a Three-Point Field Goal

|                    |      |
|--------------------|------|
| Nolan Hickman      | 5/12 |
| Ryan Nembhard      | 4/27 |
| Khalif Battle      | 2/23 |
| Ben Gregg          | 1/8  |
| Emmanuel Innocenti | 1/5  |
| Michael Ajayi      | 0/13 |
| Braden Huff        | 0/4  |
| Graham Ike         | 1/3  |
| Jun Seok Yeo       | 0/1  |
| Dusty Stromer      | 0/5  |
| Steele Venters     | 0/18 |

\* First number is active streak, second is career longest streak



## STARTERS

|                            |          |         |           |       |       |
|----------------------------|----------|---------|-----------|-------|-------|
| Nov. 4 - Baylor            | Nembhard | Hickman | Battle    | Gregg | Ike   |
| Nov. 10 - Arizona State    | Nembhard | Hickman | Battle    | Gregg | Ike   |
| Nov. 16 - UMass Lowell     | Nembhard | Hickman | Battle    | Ajayi | Ike   |
| Nov. 18 - San Diego State  | Nembhard | Hickman | Battle    | Ajayi | Ike   |
| Nov. 20 - Long Beach State | Nembhard | Hickman | Battle    | Ajayi | Ike   |
| Nov. 27 - West Virginia    | Nembhard | Hickman | Battle    | Ajayi | Ike   |
| Nov. 28 - Indiana          | Nembhard | Hickman | Battle    | Ajayi | Ike   |
| Nov. 29 - Davidson         | Nembhard | Hickman | Battle    | Ajayi | Ike   |
| Dec. 7 - Kentucky          | Nembhard | Hickman | Battle    | Ajayi | Ike   |
| Dec. 14 - UConn            | Nembhard | Hickman | Battle    | Ajayi | Ike   |
| Dec. 18 - Nicholls         | Nembhard | Hickman | Battle    | Ajayi | Ike   |
| Dec. 21 - Bucknell         | Nembhard | Hickman | Battle    | Ajayi | Ike   |
| Dec. 28 - UCLA             | Nembhard | Stromer | Battle    | Ajayi | Ike   |
| Dec. 30 - Pepperdine       | Nembhard | Hickman | Battle    | Ajayi | Ike   |
| Jan. 2 - Portland          | Nembhard | Hickman | Battle    | Gregg | Ike   |
| Jan. 4 - Loyola Marymount  | Nembhard | Hickman | Battle    | Gregg | Ike   |
| Jan. 8 - San Diego         | Nembhard | Hickman | Battle    | Gregg | Ike   |
| Jan. 11 - Washington State | Nembhard | Hickman | Battle    | Gregg | Ike   |
| Jan. 16 - Oregon State     | Nembhard | Hickman | Battle    | Gregg | Ike   |
| Jan. 18 - Santa Clara      | Nembhard | Hickman | Battle    | Gregg | Ike   |
| Jan. 25 - Portland         | Nembhard | Hickman | Innocenti | Gregg | Huff  |
| Jan. 28 - Oregon State     | Nembhard | Hickman | Innocenti | Gregg | Ike   |
| Feb. 1 - Saint Mary's      | Nembhard | Hickman | Innocenti | Gregg | Ike   |
| Feb. 6 - Loyola Marymount  | Nembhard | Hickman | Battle    | Gregg | Ike   |
| Feb. 8 - Pacific           | Nembhard | Hickman | Battle    | Gregg | Ike   |
| Feb. 13 - San Francisco    | Nembhard | Hickman | Battle    | Gregg | Ike   |
| Feb. 15 - Pepperdine       | Nembhard | Hickman | Battle    | Gregg | Ike   |
| Feb. 19 - Washington State | Nembhard | Hickman | Battle    | Gregg | Ike   |
| Feb. 22 - Saint Mary's     | Nembhard | Hickman | Few       | Gregg | Ajayi |
| Feb. 25 - Santa Clara      | Nembhard | Hickman | Battle    | Gregg | Ike   |
| March 1 - Santa Clara      | Nembhard | Hickman | Battle    | Gregg | Ike   |

|                            | POINTS BREAKDOWN |            |           |            |           |      |       | GAME TRENDS                            |                         |
|----------------------------|------------------|------------|-----------|------------|-----------|------|-------|--|-------------------------|
|                            | Off Turnovers    | 2nd Chance | In Paint  | Fast Break | Bench     | Ties | Leads | Largest Deficit                        |                         |
| Nov. 4 - Baylor            | 17-9             | 17-8       | 48-36     | 19-8       | 42-19     | 0    | 2     | 14 (18-32)   7:41, 1st                 | Feb. 1 - St. Mary's     |
| Nov. 10 - Arizona State    | 11-10            | 6-9        | 32-42     | 19-9       | 36-19     | 15   | 8     |  |                         |
| Nov. 15 - UMass Lowell     | 32-10            | 7-3        | 60-20     | 36-2       | 48-12     | 0    | 0     | <b>Largest Deficit Overcome</b>        |                         |
| Nov. 18 - San Diego State  | 8-12             | 14-5       | 32-30     | 10-8       | 20-21     | 2    | 0     | 14 (18-32)   7:41, 1st                 | Feb. 1 - St. Mary's     |
| Nov. 20 - Long Beach State | 20-6             | 20-12      | 36-22     | 9-6        | 32-11     | 0    | 0     | - GU regained lead 39-38 (16:13, 2nd)  |                         |
| Nov. 27 - West Virginia    | 10-12            | 14-11      | 30-28     | 9-8        | 30-2      | 7    | 14    |  |                         |
| Nov. 28 - Indiana          | 12-18            | 23-4       | 46-40     | 8-17       | 18-17     | 1    | 2     | <b>Largest Deficit Overcome in Win</b> |                         |
| Nov. 29 - Davidson         | 15-9             | 12-0       | 58-24     | 12-0       | 48-27     | 4    | 1     | 10 (3-13   16:53, 1st)                 | Feb. 25 - Saint Mary's  |
| Dec. 7 - Kentucky          | 14-10            | 9-16       | 44-48     | 8-4        | 22-20     | 1    | 7     | - GU regained lead 43-42 (0:34, 1st)   |                         |
| Dec. 14 - UConn            | 12-12            | 9-11       | 38-34     | 8-12       | 17-26     | 4    | 4     |  |                         |
| Dec. 18 - Nicholls         | 9-15             | 10-7       | 52-28     | 21-8       | 48-16     | 3    | 5     | <b>Games Tied or Trailing at Half</b>  |                         |
| Dec. 21 - Bucknell         | 24-14            | 16-8       | 38-20     | 8-12       | 32-22     | 1    | 4     | 38-38                                  | Nov. 10 - Arizona State |
| Dec. 28 - UCLA             | 8-18             | 9-8        | 34-8      | 15-2       | 17-17     | 8    | 3     | 40-43                                  | Dec. 14 - UConn         |
| Dec. 30 - Pepperdine       | 17-16            | 21-14      | 64-34     | 14-23      | 35-5      | 2    | 4     | 25-27                                  | Dec. 28 - UCLA          |
| Jan. 2 - Portland          | 15-4             | 12-6       | 36-32     | 19-11      | 32-13     | 1    | 1     | 45-46                                  | Jan. 16 - Oregon State  |
| Jan. 4 - Loyola Marymount  | 17-2             | 9-6        | 56-18     | 16-6       | 24-13     | 1    | 1     | 28-36                                  | Feb. 1 - St. Mary's     |
| Jan. 8 - San Diego         | 10-9             | 11-5       | 36-22     | 20-6       | 19-34     | 1    | 4     | 38-38                                  | Feb. 13 - San Francisco |
| Jan. 11 - Washington State | 20-18            | 19-8       | 46-46     | 15-11      | 18-19     | 3    | 11    | 31-41                                  | Feb. 22 - St. Mary's    |
| Jan. 16 - Oregon State     | 8-19             | 17-2       | 38-30     | 11-7       | 9-15      | 10   | 14    |  |                         |
| Jan. 18 - Santa Clara      | 20-14            | 10-10      | 44-36     | 27-14      | 25-19     | 6    | 12    |  |                         |
| Jan. 25 - Portland         | 26-8             | 15-12      | 58-22     | 21-3       | 46-11     | 1    | 1     |  |                         |
| Jan. 28 - Oregon State     | 23-4             | 22-7       | 40-28     | 15-3       | 48-15     | 3    | 0     |  |                         |
| Feb. 1 - Saint Mary's      | 9-7              | 4-9        | 34-18     | 7-2        | 11-18     | 6    | 6     |  |                         |
| Feb. 6 - Loyola Marymount  | 14-8             | 9-11       | 42-20     | 12-7       | 16-15     | 8    | 8     |  |                         |
| Feb. 8 - Pacific           | 12-11            | 7-7        | 38-32     | 11-5       | 30-14     | 0    | 1     |  |                         |
| Feb. 13 - San Francisco    | 9-12             | 15-12      | 52-30     | 19-7       | 27-18     | 4    | 5     |  |                         |
| Feb. 15 - Pepperdine       | 18-11            | 15-4       | 54-20     | 28-11      | 47-10     | 0    | 0     |  |                         |
| Feb. 19 - Washington State | 18-7             | 20-7       | 38-24     | 11-2       | 30-17     | 1    | 2     |  |                         |
| Feb. 22 - Saint Mary's     | 9-2              | 14-21      | 38-34     | 8-0        | 34-24     | 1    | 0     |  |                         |
| Feb. 25 - Santa Clara      | 25-12            | 7-4        | 56-20     | 16-3       | 20-20     | 2    | 1     |  |                         |
| March 1 - San Francisco    | 14-10            | 10-16      | 34-46     | 12-8       | 18-16     | 1    | 3     |  |                         |
| -TOTALS                    | 481-329          | 403-257    | 1348-896  | 464-225    | 899-525   |      |       |  |                         |
| AVERAGE PER GAME           | 15.5-10.6        | 13.0-8.3   | 43.5-28.9 | 15.0-7.3   | 29.0-16.9 |      |       |  |                         |

GAME 32: WCC TOURNAMENT SEMIFINALS - vs. SAN FRANCISCO



## 2024-25 Gonzaga Men's Basketball Gonzaga Team Game-by-Game Comparison (as of Mar 03, 2025) All games

| Opponent          | 1st   | 2nd   | Score  | Mar | Total FG    | FG Pct    | 3-Pointers  | 3FG Pct   | Free Throws | FT Pct    | Rebounds   | Assist | T/Over | Block | Steal | Fouls |
|-------------------|-------|-------|--------|-----|-------------|-----------|-------------|-----------|-------------|-----------|------------|--------|--------|-------|-------|-------|
| BAYLOR            | 49/30 | 52/33 | 101-63 | +38 | 40-71/23-62 | .563/.371 | 13-31/3-21  | .419/.143 | 8-13/14-20  | .615/.700 | 46/32 +14  | 24/11  | 11/12  | 3/4   | 8/8   | 18/14 |
| ARIZONA ST.       | 38/38 | 50/42 | 88-80  | +8  | 31-62/30-63 | .500/.476 | 8-24/9-29   | .333/.310 | 18-22/11-12 | .818/.917 | 38/29 +9   | 22/8   | 8/10   | 1/3   | 8/5   | 10/18 |
| UMASS LOWELL      | 49/27 | 64/27 | 113-54 | +59 | 41-76/18-50 | .539/.360 | 10-22/3-16  | .455/.188 | 21-27/15-20 | .778/.750 | 46/29 +17  | 21/6   | 9/25   | 7/2   | 16/4  | 20/19 |
| San Diego St.     | 40/31 | 40/36 | 80-67  | +13 | 24-57/23-61 | .421/.377 | 5-20/8-25   | .250/.320 | 27-31/13-18 | .871/.722 | 39/33 +6   | 14/10  | 8/11   | 2/9   | 6/4   | 21/22 |
| LONG BEACH ST.    | 40/24 | 44/17 | 84-41  | +43 | 29-63/17-54 | .460/.315 | 9-27/2-20   | .333/.100 | 17-24/5-11  | .708/.455 | 44/35 +9   | 14/6   | 4/16   | 2/4   | 7/3   | 15/20 |
| West Virginia     | 39/31 | 32/40 | 78-86  | (8) | 26-65/26-63 | .400/.413 | 7-21/11-35  | .333/.314 | 19-22/23-26 | .864/.885 | 36/42 (6)  | 20/12  | 13/13  | 3/8   | 7/7   | 18/17 |
| Indiana           | 57/39 | 32/34 | 89-73  | +16 | 31-64/27-59 | .484/.458 | 6-20/4-18   | .300/.222 | 21-22/15-22 | .955/.682 | 42/27 +15  | 20/17  | 13/12  | 2/4   | 9/8   | 22/22 |
| Davidson          | 42/31 | 48/34 | 90-65  | +25 | 35-64/24-56 | .547/.429 | 6-16/6-24   | .375/.250 | 14-15/11-16 | .933/.688 | 40/23 +17  | 24/17  | 9/10   | 3/3   | 7/3   | 16/16 |
| Kentucky          | 50/34 | 29/45 | 89-90  | (1) | 33-71/34-75 | .465/.453 | 6-27/7-25   | .222/.280 | 17-24/15-18 | .708/.833 | 42/43 (1)  | 17/17  | 6/7    | 2/4   | 2/1   | 15/21 |
| UConn             | 40/43 | 31/34 | 71-77  | (6) | 25-57/27-59 | .439/.458 | 6-16/5-24   | .375/.208 | 15-19/18-21 | .789/.857 | 34/35 (1)  | 13/16  | 10/8   | 3/4   | 4/4   | 17/19 |
| NICHOLLS          | 43/29 | 59/43 | 102-72 | +30 | 35-54/27-75 | .648/.360 | 8-17/10-33  | .471/.303 | 24-27/8-11  | .889/.727 | 43/27 +16  | 23/13  | 15/10  | 6/1   | 6/3   | 10/22 |
| BUCKNELL          | 38/27 | 48/38 | 86-65  | +21 | 34-71/24-59 | .479/.407 | 12-35/10-31 | .343/.323 | 6-9/7-10    | .667/.700 | 41/34 +7   | 21/9   | 12/19  | 2/1   | 11/7  | 16/10 |
| UCLA              | 25/27 | 37/38 | 62-65  | (3) | 25-55/20-55 | .455/.364 | 7-24/12-24  | .292/.500 | 5-8/13-18   | .625/.722 | 32/37 (5)  | 17/16  | 15/14  | 2/3   | 3/9   | 15/15 |
| Pepperdine        | 50/32 | 39/50 | 89-82  | +7  | 36-66/32-68 | .545/.471 | 2-15/9-29   | .133/.310 | 15-19/9-10  | .789/.900 | 36/33 +3   | 15/20  | 13/15  | 4/1   | 9/8   | 15/16 |
| PORTLAND          | 35/17 | 46/33 | 81-50  | +31 | 29-68/21-63 | .426/.333 | 11-24/4-25  | .458/.160 | 12-16/4-6   | .750/.667 | 47/36 +11  | 20/10  | 7/15   | 3/5   | 10/3  | 11/17 |
| LMU (CA)          | 46/28 | 50/40 | 96-68  | +28 | 38-72/21-55 | .528/.382 | 7-16/8-24   | .438/.333 | 13-14/18-25 | .929/.720 | 39/32 +7   | 16/10  | 6/14   | 2/2   | 8/3   | 21/15 |
| SAN DIEGO         | 47/34 | 46/46 | 93-80  | +13 | 28-62/28-67 | .452/.418 | 10-31/11-33 | .323/.333 | 27-33/13-16 | .818/.813 | 48/31 +17  | 19/7   | 11/9   | 2/5   | 4/7   | 15/24 |
| WASHINGTON ST.    | 40/37 | 48/38 | 88-75  | +13 | 34-61/32-60 | .557/.533 | 10-21/8-21  | .476/.381 | 10-13/3-8   | .769/.375 | 31/28 +3   | 20/20  | 13/16  | 4/3   | 6/8   | 12/17 |
| Oregon St.        | 45/46 | 38/37 | 89-97  | (8) | 30-72/31-53 | .417/.585 | 9-25/6-14   | .360/.429 | 20-25/29-37 | .800/.784 | 41/28 +13  | 19/11  | 12/9   | 2/4   | 7/8   | 24/18 |
| SANTA CLARA       | 45/44 | 54/59 | 99-103 | (4) | 36-66/36-67 | .545/.537 | 10-28/18-38 | .357/.474 | 17-23/13-19 | .739/.684 | 30/38 (8)  | 28/19  | 10/14  | 3/1   | 11/6  | 13/19 |
| Portland          | 49/29 | 56/33 | 105-62 | +43 | 42-67/20-58 | .627/.345 | 12-22/7-24  | .545/.292 | 9-13/15-19  | .692/.789 | 37/29 +8   | 31/13  | 7/15   | 6/3   | 10/6  | 18/15 |
| OREGON ST.        | 50/30 | 48/30 | 98-60  | +38 | 33-60/21-55 | .550/.382 | 9-17/6-23   | .529/.261 | 23-27/12-19 | .852/.632 | 38/32 +6   | 19/9   | 6/13   | 4/5   | 10/3  | 20/18 |
| Saint Mary's (CA) | 28/36 | 30/26 | 58-62  | (4) | 24-55/21-55 | .436/.382 | 3-17/9-25   | .176/.360 | 7-13/11-22  | .538/.500 | 34/40 (6)  | 17/16  | 9/11   | 2/4   | 7/4   | 20/15 |
| LMU (CA)          | 27/24 | 46/29 | 73-53  | +20 | 25-58/19-55 | .431/.345 | 2-18/4-22   | .111/.182 | 21-23/11-16 | .913/.688 | 43/30 +13  | 13/5   | 7/11   | 3/4   | 4/4   | 15/18 |
| Pacific           | 35/20 | 43/41 | 78-61  | +17 | 25-58/22-55 | .431/.400 | 5-22/5-20   | .227/.250 | 23-26/12-20 | .885/.600 | 37/37 -    | 19/5   | 9/15   | 2/5   | 8/4   | 16/22 |
| SAN FRANCISCO     | 38/38 | 50/39 | 88-77  | +11 | 34-65/26-60 | .523/.433 | 4-14/9-27   | .286/.333 | 16-23/16-19 | .696/.842 | 41/28 +13  | 22/12  | 10/10  | 1/2   | 5/4   | 19/22 |
| PEPPERDINE        | 55/26 | 52/29 | 107-55 | +52 | 45-79/19-65 | .570/.292 | 12-26/7-26  | .462/.269 | 5-7/10-14   | .714/.714 | 52/31 +21  | 33/14  | 6/12   | 5/3   | 9/3   | 18/14 |
| Washington St.    | 50/28 | 34/35 | 84-63  | +21 | 29-56/24-59 | .518/.407 | 7-15/9-25   | .467/.360 | 19-20/6-8   | .950/.750 | 35/28 +7   | 19/12  | 11/15  | 2/7   | 8/5   | 14/17 |
| SAINT MARY'S (CA) | 31/41 | 36/33 | 67-74  | (7) | 27-56/27-60 | .482/.450 | 4-14/8-19   | .286/.421 | 9-12/12-15  | .750/.800 | 26/38 (12) | 12/10  | 7/11   | 4/1   | 5/3   | 15/13 |
| Santa Clara       | 44/42 | 51/34 | 95-76  | +19 | 37-64/22-55 | .578/.400 | 6-22/11-25  | .273/.440 | 15-20/21-28 | .750/.750 | 33/29 +4   | 22/12  | 13/17  | 4/2   | 11/5  | 21/19 |
| San Francisco     | 46/31 | 49/44 | 95-75  | +20 | 34-59/31-67 | .576/.463 | 11-24/3-18  | .458/.167 | 16-19/10-14 | .842/.714 | 35/33 +2   | 22/12  | 10/8   | 2/0   | 4/5   | 16/17 |

Note: Game totals are displayed in the format TEAM/OPPONENT for each category



Team High/Low Analysis  
All games

Page 1/4  
as of Mar 03, 2025

Gonzaga - Game Highs

|                       |      |         |                                |
|-----------------------|------|---------|--------------------------------|
| POINTS                | 113  |         | UMass Lowell (11/15/2024)      |
|                       | 107  |         | Pepperdine (02/15/2025)        |
|                       | 105  |         | at Portland (01/25/2025)       |
|                       | 102  |         | Nicholls (12/18/2024)          |
|                       | 101  |         | Baylor (11/04/2024)            |
| FIELD GOALS MADE      | 45   |         | Pepperdine (02/15/2025)        |
|                       | 42   |         | at Portland (01/25/2025)       |
| FIELD GOAL ATTEMPTS   | 79   |         | Pepperdine (02/15/2025)        |
|                       | 76   |         | UMass Lowell (11/15/2024)      |
| FIELD GOAL PERCENTAGE | .648 | (35-54) | Nicholls (12/18/2024)          |
|                       | .627 | (42-67) | at Portland (01/25/2025)       |
| 3 PT FG MADE          | 13   |         | Baylor (11/04/2024)            |
|                       | 12   |         | Pepperdine (02/15/2025)        |
|                       | 12   |         | at Portland (01/25/2025)       |
|                       | 12   |         | Bucknell (12/21/2024)          |
| 3 PT FG ATTEMPTS      | 35   |         | Bucknell (12/21/2024)          |
|                       | 31   |         | San Diego (01/08/2025)         |
|                       | 31   |         | Baylor (11/04/2024)            |
| 3 PT FG PERCENTAGE    | .545 | (12-22) | at Portland (01/25/2025)       |
|                       | .529 | (9-17)  | Oregon St. (01/28/2025)        |
| FREE THROWS MADE      | 27   |         | San Diego (01/08/2025)         |
|                       | 27   |         | at San Diego St. (11/18/2024)  |
| FREE THROW ATTEMPTS   | 33   |         | San Diego (01/08/2025)         |
|                       | 31   |         | at San Diego St. (11/18/2024)  |
| FREE THROW PERCENTAGE | .955 | (21-22) | vs Indiana (N) (11/28/2024)    |
|                       | .950 | (19-20) | at Washington St. (02/19/2025) |
| REBOUNDS              | 52   |         | Pepperdine (02/15/2025)        |
|                       | 48   |         | San Diego (01/08/2025)         |
| ASSISTS               | 33   |         | Pepperdine (02/15/2025)        |
|                       | 31   |         | at Portland (01/25/2025)       |
| STEALS                | 16   |         | UMass Lowell (11/15/2024)      |
|                       | 11   |         | at Santa Clara (02/25/2025)    |
|                       | 11   |         | Santa Clara (01/18/2025)       |
|                       | 11   |         | Bucknell (12/21/2024)          |
| BLOCKED SHOTS         | 7    |         | UMass Lowell (11/15/2024)      |
|                       | 6    |         | at Portland (01/25/2025)       |
|                       | 6    |         | Nicholls (12/18/2024)          |
| TURNOVERS             | 15   |         | vs UCLA (N) (12/28/2024)       |
|                       | 15   |         | Nicholls (12/18/2024)          |
| FOULS                 | 24   |         | at Oregon St. (01/16/2025)     |
|                       | 22   |         | vs Indiana (N) (11/28/2024)    |





2024-25 Gonzaga Men's Basketball  
Team High/Low Analysis  
All games

Page 2/4  
as of Mar 03, 2025

Opponent - Game Highs

|                       |      |         |                                   |
|-----------------------|------|---------|-----------------------------------|
| POINTS                | 103  |         | Santa Clara (01/18/2025)          |
|                       | 97   |         | at Oregon St. (01/16/2025)        |
|                       | 90   |         | vs Kentucky (N) (12/07/2024)      |
|                       | 86   |         | vs West Virginia (N) (11/27/2024) |
|                       | 82   |         | at Pepperdine (12/30/2024)        |
| FIELD GOALS MADE      | 36   |         | Santa Clara (01/18/2025)          |
|                       | 34   |         | vs Kentucky (N) (12/07/2024)      |
| FIELD GOAL ATTEMPTS   | 75   |         | Nicholls (12/18/2024)             |
|                       | 75   |         | vs Kentucky (N) (12/07/2024)      |
| FIELD GOAL PERCENTAGE | .585 | (31-53) | at Oregon St. (01/16/2025)        |
|                       | .537 | (36-67) | Santa Clara (01/18/2025)          |
| 3 PT FG MADE          | 18   |         | Santa Clara (01/18/2025)          |
|                       | 12   |         | vs UCLA (N) (12/28/2024)          |
| 3 PT FG ATTEMPTS      | 38   |         | Santa Clara (01/18/2025)          |
|                       | 35   |         | vs West Virginia (N) (11/27/2024) |
| 3 PT FG PERCENTAGE    | .500 | (12-24) | vs UCLA (N) (12/28/2024)          |
|                       | .474 | (18-38) | Santa Clara (01/18/2025)          |
| FREE THROWS MADE      | 29   |         | at Oregon St. (01/16/2025)        |
|                       | 23   |         | vs West Virginia (N) (11/27/2024) |
| FREE THROW ATTEMPTS   | 37   |         | at Oregon St. (01/16/2025)        |
|                       | 28   |         | at Santa Clara (02/25/2025)       |
| FREE THROW PERCENTAGE | .917 | (11-12) | Arizona St. (11/10/2024)          |
|                       | .900 | (9-10)  | at Pepperdine (12/30/2024)        |
| REBOUNDS              | 43   |         | vs Kentucky (N) (12/07/2024)      |
|                       | 42   |         | vs West Virginia (N) (11/27/2024) |
| ASSISTS               | 20   |         | Washington St. (01/11/2025)       |
|                       | 20   |         | at Pepperdine (12/30/2024)        |
| STEALS                | 13   |         | Nicholls (12/18/2024)             |
|                       | 9    |         | vs UCLA (N) (12/28/2024)          |
| BLOCKED SHOTS         | 9    |         | at San Diego St. (11/18/2024)     |
|                       | 8    |         | vs West Virginia (N) (11/27/2024) |
| TURNOVERS             | 25   |         | UMass Lowell (11/15/2024)         |
|                       | 19   |         | Bucknell (12/21/2024)             |
| FOULS                 | 24   |         | San Diego (01/08/2025)            |
|                       | 22   |         | San Francisco (02/13/2025)        |
|                       | 22   |         | at Pacific (02/08/2025)           |
|                       | 22   |         | Nicholls (12/18/2024)             |
|                       | 22   |         | vs Indiana (N) (11/28/2024)       |
|                       | 22   |         | at San Diego St. (11/18/2024)     |



LIVESTATS

GAME 32: WCC TOURNAMENT SEMIFINALS - vs. SAN FRANCISCO

ZAGS



2024-25 Gonzaga Men's Basketball  
Team High/Low Analysis  
All games

Page 3/4  
as of Mar 03, 2025

Gonzaga - Game Lows

|                       |      |         |                                   |
|-----------------------|------|---------|-----------------------------------|
| POINTS                | 58   |         | at Saint Mary's (CA) (02/01/2025) |
|                       | 62   |         | vs UCLA (N) (12/28/2024)          |
|                       | 67   |         | Saint Mary's (CA) (02/22/2025)    |
|                       | 71   |         | vs UConn (N) (12/14/2024)         |
|                       | 73   |         | LMU (CA) (02/06/2025)             |
| FIELD GOALS MADE      | 24   |         | at Saint Mary's (CA) (02/01/2025) |
|                       | 24   |         | at San Diego St. (11/18/2024)     |
| FIELD GOAL ATTEMPTS   | 54   |         | Nicholls (12/18/2024)             |
|                       | 55   |         | at Saint Mary's (CA) (02/01/2025) |
|                       | 55   |         | vs UCLA (N) (12/28/2024)          |
| FIELD GOAL PERCENTAGE | .400 | (26-65) | vs West Virginia (N) (11/27/2024) |
|                       | .417 | (30-72) | at Oregon St. (01/16/2025)        |
| 3 PT FG MADE          | 2    |         | LMU (CA) (02/06/2025)             |
|                       | 2    |         | at Pepperdine (12/30/2024)        |
| 3 PT FG ATTEMPTS      | 14   |         | Saint Mary's (CA) (02/22/2025)    |
|                       | 14   |         | San Francisco (02/13/2025)        |
| 3 PT FG PERCENTAGE    | .111 | (2-18)  | LMU (CA) (02/06/2025)             |
|                       | .133 | (2-15)  | at Pepperdine (12/30/2024)        |
| FREE THROWS MADE      | 5    |         | Pepperdine (02/15/2025)           |
|                       | 5    |         | vs UCLA (N) (12/28/2024)          |
| FREE THROW ATTEMPTS   | 7    |         | Pepperdine (02/15/2025)           |
|                       | 8    |         | vs UCLA (N) (12/28/2024)          |
| FREE THROW PERCENTAGE | .538 | (7-13)  | at Saint Mary's (CA) (02/01/2025) |
|                       | .615 | (8-13)  | Baylor (11/04/2024)               |
| REBOUNDS              | 26   |         | Saint Mary's (CA) (02/22/2025)    |
|                       | 30   |         | Santa Clara (01/18/2025)          |
| ASSISTS               | 12   |         | Saint Mary's (CA) (02/22/2025)    |
|                       | 13   |         | LMU (CA) (02/06/2025)             |
|                       | 13   |         | vs UConn (N) (12/14/2024)         |
| STEALS                | 2    |         | vs Kentucky (N) (12/07/2024)      |
|                       | 3    |         | vs UCLA (N) (12/28/2024)          |
| BLOCKED SHOTS         | 1    |         | San Francisco (02/13/2025)        |
|                       | 1    |         | Arizona St. (11/10/2024)          |
| TURNOVERS             | 4    |         | Long Beach St. (11/20/2024)       |
|                       | 6    |         | Pepperdine (02/15/2025)           |
|                       | 6    |         | Oregon St. (01/28/2025)           |
|                       | 6    |         | at LMU (CA) (01/04/2025)          |
|                       | 6    |         | vs Kentucky (N) (12/07/2024)      |
| FOULS                 | 10   |         | Nicholls (12/18/2024)             |
|                       | 10   |         | Arizona St. (11/10/2024)          |



LIVESTATS

GAME 32: WCC TOURNAMENT SEMIFINALS - vs. SAN FRANCISCO

ZAGS



2024-25 Gonzaga Men's Basketball  
Team High/Low Analysis  
All games

Page 4/4  
as of Mar 03, 2025

Opponent - Game Lows

|                       |      |         |                                |
|-----------------------|------|---------|--------------------------------|
| POINTS                | 41   |         | Long Beach St. (11/20/2024)    |
|                       | 50   |         | Portland (01/02/2025)          |
|                       | 53   |         | LMU (CA) (02/06/2025)          |
|                       | 54   |         | UMass Lowell (11/15/2024)      |
|                       | 55   |         | Pepperdine (02/15/2025)        |
| FIELD GOALS MADE      | 17   |         | Long Beach St. (11/20/2024)    |
|                       | 18   |         | UMass Lowell (11/15/2024)      |
| FIELD GOAL ATTEMPTS   | 50   |         | UMass Lowell (11/15/2024)      |
|                       | 53   |         | at Oregon St. (01/16/2025)     |
| FIELD GOAL PERCENTAGE | .292 | (19-65) | Pepperdine (02/15/2025)        |
|                       | .315 | (17-54) | Long Beach St. (11/20/2024)    |
| 3 PT FG MADE          | 2    |         | Long Beach St. (11/20/2024)    |
|                       | 3    |         | at San Francisco (03/01/2025)  |
|                       | 3    |         | UMass Lowell (11/15/2024)      |
|                       | 3    |         | Baylor (11/04/2024)            |
| 3 PT FG ATTEMPTS      | 14   |         | at Oregon St. (01/16/2025)     |
|                       | 16   |         | UMass Lowell (11/15/2024)      |
| 3 PT FG PERCENTAGE    | .100 | (2-20)  | Long Beach St. (11/20/2024)    |
|                       | .143 | (3-21)  | Baylor (11/04/2024)            |
| FREE THROWS MADE      | 3    |         | Washington St. (01/11/2025)    |
|                       | 4    |         | Portland (01/02/2025)          |
| FREE THROW ATTEMPTS   | 6    |         | Portland (01/02/2025)          |
|                       | 8    |         | at Washington St. (02/19/2025) |
|                       | 8    |         | Washington St. (01/11/2025)    |
| FREE THROW PERCENTAGE | .375 | (3-8)   | Washington St. (01/11/2025)    |
|                       | .455 | (5-11)  | Long Beach St. (11/20/2024)    |
| REBOUNDS              | 23   |         | vs Davidson (N) (11/29/2024)   |
|                       | 27   |         | Nicholls (12/18/2024)          |
|                       | 27   |         | vs Indiana (N) (11/28/2024)    |
| ASSISTS               | 5    |         | at Pacific (02/08/2025)        |
|                       | 5    |         | LMU (CA) (02/06/2025)          |
| STEALS                | 1    |         | vs Kentucky (N) (12/07/2024)   |
|                       | 3    |         | Saint Mary's (CA) (02/22/2025) |
|                       | 3    |         | Pepperdine (02/15/2025)        |
|                       | 3    |         | Oregon St. (01/28/2025)        |
|                       | 3    |         | at LMU (CA) (01/04/2025)       |
|                       | 3    |         | Portland (01/02/2025)          |
|                       | 3    |         | vs Davidson (N) (11/29/2024)   |
|                       | 3    |         | Long Beach St. (11/20/2024)    |
| BLOCKED SHOTS         | 0    |         | at San Francisco (03/01/2025)  |
|                       | 1    |         | Saint Mary's (CA) (02/22/2025) |
|                       | 1    |         | Santa Clara (01/18/2025)       |
|                       | 1    |         | at Pepperdine (12/30/2024)     |
|                       | 1    |         | Bucknell (12/21/2024)          |
|                       | 1    |         | Nicholls (12/18/2024)          |
| TURNOVERS             | 7    |         | vs Kentucky (N) (12/07/2024)   |
|                       | 8    |         | at San Francisco (03/01/2025)  |
|                       | 8    |         | vs UConn (N) (12/14/2024)      |
| FOULS                 | 10   |         | Bucknell (12/21/2024)          |
|                       | 13   |         | Saint Mary's (CA) (02/22/2025) |



LIVESTATS

GAME 32: WCC TOURNAMENT SEMIFINALS - vs. SAN FRANCISCO

ZAGS



**2024-25 Gonzaga Men's Basketball**  
**Player Highs Analysis**  
**All games**

Page 1/4  
as of Mar 03, 2025

**Gonzaga - Individual Game Highs**

|   |       |         |   |
|---|-------|---------|---|
| <b>POINTS</b>                             | 28    |         | Graham Ike vs Kentucky (N) (12/07/2024)       |
|   | 27    |         | Graham Ike at LMU (CA) (01/04/2025)           |
|   | 26    |         | Graham Ike at Oregon St. (01/16/2025)         |
|   | 26    |         | Khalif Battle at LMU (CA) (01/04/2025)        |
|   | 25    |         | Graham Ike vs Bucknell (12/21/2024)           |
|   | 25    |         | Braden Huff vs Nicholls (12/18/2024)          |
| <b>FIELD GOALS MADE</b>                   | 12    |         | Graham Ike at LMU (CA) (01/04/2025)           |
|   | 11    |         | Graham Ike at Santa Clara (02/25/2025)        |
|   | 11    |         | Graham Ike vs UCLA (N) (12/28/2024)           |
|   | 11    |         | Graham Ike vs Bucknell (12/21/2024)           |
|   | 11    |         | Braden Huff vs Nicholls (12/18/2024)          |
| <b>FIELD GOAL ATTEMPTS</b>                | 19    |         | Graham Ike at Saint Mary's (CA) (02/01/2025)  |
|   | 16    |         | Graham Ike at LMU (CA) (01/04/2025)           |
|   | 16    |         | Graham Ike vs UCLA (N) (12/28/2024)           |
|   | 16    |         | Graham Ike vs Kentucky (N) (12/07/2024)       |
| <b>FIELD GOAL PERCENTAGE (min 5 made)</b> | 1.000 | (10-10) | Ben Gregg at Portland (01/25/2025)            |
|   | 1.000 | (6-6)   | Michael Ajayi vs UConn (N) (12/14/2024)       |
|   | 1.000 | (5-5)   | Ben Gregg vs Santa Clara (01/18/2025)         |
| <b>3 PT FG MADE</b>                       | 6     |         | Nolan Hickman vs Santa Clara (01/18/2025)     |
|   | 5     |         | Nolan Hickman vs Washington St. (01/11/2025)  |
| <b>3 PT FG ATTEMPTS</b>                   | 10    |         | Nolan Hickman vs Santa Clara (01/18/2025)     |
|   | 9     |         | Khalif Battle vs San Diego (01/08/2025)       |
| <b>3 PT FG PERCENTAGE (min 2 made)</b>    | 1.000 | (4-4)   | Ben Gregg at Portland (01/25/2025)            |
|   | 1.000 | (4-4)   | Khalif Battle vs UMass Lowell (11/15/2024)    |
|   | 1.000 | (3-3)   | Ben Gregg vs San Diego (01/08/2025)           |
|   | 1.000 | (2-2)   | Emmanuel Innocenti vs Pepperdine (02/15/2025) |
|   | 1.000 | (2-2)   | Dusty Stromer vs Davidson (N) (11/29/2024)    |
| <b>FREE THROWS MADE</b>                   | 15    |         | Khalif Battle vs LMU (CA) (02/06/2025)        |
|   | 13    |         | Graham Ike vs San Diego (01/08/2025)          |
| <b>FREE THROW ATTEMPTS</b>                | 16    |         | Khalif Battle vs LMU (CA) (02/06/2025)        |
|   | 15    |         | Graham Ike vs San Diego (01/08/2025)          |
| <b>FREE THROW PERCENTAGE (min 3 made)</b> | 1.000 | (9-9)   | Khalif Battle at Pacific (02/08/2025)         |
|   | 1.000 | (8-8)   | Ryan Nembhard at San Diego St. (11/18/2024)   |
|   | 1.000 | (8-8)   | Khalif Battle vs Arizona St. (11/10/2024)     |
|   | 1.000 | (7-7)   | Graham Ike at Washington St. (02/19/2025)     |
|   | 1.000 | (7-7)   | Khalif Battle vs San Francisco (02/13/2025)   |
|   | 1.000 | (7-7)   | Graham Ike vs Nicholls (12/18/2024)           |
|   | 1.000 | (7-7)   | Ben Gregg vs Davidson (N) (11/29/2024)        |
|   | 1.000 | (6-6)   | Khalif Battle at Oregon St. (01/16/2025)      |
|   | 1.000 | (6-6)   | Khalif Battle vs Indiana (N) (11/28/2024)     |
|   | 1.000 | (5-5)   | Nolan Hickman at San Francisco (03/01/2025)   |
|   | 1.000 | (5-5)   | Graham Ike vs Saint Mary's (CA) (02/22/2025)  |
|   | 1.000 | (5-5)   | Graham Ike vs Washington St. (01/11/2025)     |
|   | 1.000 | (5-5)   | Michael Ajayi vs Indiana (N) (11/28/2024)     |
|   | 1.000 | (5-5)   | Dusty Stromer vs UMass Lowell (11/15/2024)    |
|   | 1.000 | (4-4)   | Ben Gregg at San Francisco (03/01/2025)       |
|   | 1.000 | (4-4)   | Michael Ajayi at Washington St. (02/19/2025)  |
|   | 1.000 | (4-4)   | Nolan Hickman at Pacific (02/08/2025)         |
|   | 1.000 | (4-4)   | Braden Huff vs Oregon St. (01/28/2025)        |
|   | 1.000 | (4-4)   | Michael Ajayi at LMU (CA) (01/04/2025)        |
|   | 1.000 | (4-4)   | Ryan Nembhard vs Nicholls (12/18/2024)        |
| <b>REBOUNDS</b>                           | 19    |         | Graham Ike vs San Diego (01/08/2025)          |
|   | 15    |         | Michael Ajayi vs Portland (01/02/2025)        |





2024-25 Gonzaga Men's Basketball  
Player Highs Analysis  
All games

Page 3/4  
as of Mar 03, 2025

**Opponent - Individual Game Highs**

|   |       |         |  |
|---|-------|---------|--|
| <b>POINTS</b>                             | 35    |         | Tyeree Bryan vs Santa Clara (01/18/2025)                 |
|   | 31    |         | Javon Small vs West Virginia (N) (11/27/2024)            |
|   | 29    |         | Michael Rataj at Oregon St. (01/16/2025)                 |
|   | 28    |         | Marcus Williams at San Francisco (03/01/2025)            |
|   | 27    |         | Jaxon Olvera at Pepperdine (12/30/2024)                  |
| <b>FIELD GOALS MADE</b>                   | 13    |         | Tyeree Bryan vs Santa Clara (01/18/2025)                 |
|   | 12    |         | Jaxon Olvera at Pepperdine (12/30/2024)                  |
| <b>FIELD GOAL ATTEMPTS</b>                | 21    |         | Tyeree Bryan vs Santa Clara (01/18/2025)                 |
|   | 21    |         | Jaxon Olvera at Pepperdine (12/30/2024)                  |
| <b>FIELD GOAL PERCENTAGE (min 5 made)</b> | .846  | (11-13) | Oumar Ballo vs Indiana (N) (11/28/2024)                  |
|   | .833  | (5-6)   | Mekhi Collins vs Nicholls (12/18/2024)                   |
| <b>3 PT FG MADE</b>                       | 7     |         | Tyeree Bryan vs Santa Clara (01/18/2025)                 |
|   | 5     |         | Mikey Lewis vs Saint Mary's (CA) (02/22/2025)            |
| <b>3 PT FG ATTEMPTS</b>                   | 12    |         | Mikey Lewis at Saint Mary's (CA) (02/01/2025)            |
|   | 12    |         | Tyeree Bryan vs Santa Clara (01/18/2025)                 |
| <b>3 PT FG PERCENTAGE (min 2 made)</b>    | 1.000 | (2-2)   | Marcus Williams at San Francisco (03/01/2025)            |
|   | 1.000 | (2-2)   | Tomas Thrastarson at Washington St. (02/19/2025)         |
|   | 1.000 | (2-2)   | Camaron Tongue vs Santa Clara (01/18/2025)               |
|   | 1.000 | (2-2)   | Tomas Thrastarson vs Washington St. (01/11/2025)         |
|   | 1.000 | (2-2)   | Jaylin Stewart vs UConn (N) (12/14/2024)                 |
|   | 1.000 | (2-2)   | Toby Okani vs West Virginia (N) (11/27/2024)             |
| <b>FREE THROWS MADE</b>                   | 10    |         | Liam McNeeley vs UConn (N) (12/14/2024)                  |
|   | 9     |         | Michael Rataj at Oregon St. (01/16/2025)                 |
|   | 9     |         | Josiah Lake II at Oregon St. (01/16/2025)                |
|   | 9     |         | Javon Small vs West Virginia (N) (11/27/2024)            |
|   | 9     |         | Nick Boyd at San Diego St. (11/18/2024)                  |
| <b>FREE THROW ATTEMPTS</b>                | 12    |         | Liam McNeeley vs UConn (N) (12/14/2024)                  |
|   | 11    |         | Jevon Porter at LMU (CA) (01/04/2025)                    |
|   | 11    |         | Javon Small vs West Virginia (N) (11/27/2024)            |
| <b>FREE THROW PERCENTAGE (min 3 made)</b> | 1.000 | (7-7)   | Basheer Jihad vs Arizona St. (11/10/2024)                |
|   | 1.000 | (5-5)   | Jan Vide vs LMU (CA) (02/06/2025)                        |
|   | 1.000 | (4-4)   | Christoph Tilly at Santa Clara (02/25/2025)              |
|   | 1.000 | (4-4)   | Camaron Tongue at Santa Clara (02/25/2025)               |
|   | 1.000 | (4-4)   | Marcus Williams vs San Francisco (02/13/2025)            |
|   | 1.000 | (4-4)   | Kody Clouet vs San Diego (01/08/2025)                    |
|   | 1.000 | (4-4)   | Will Johnston at LMU (CA) (01/04/2025)                   |
|   | 1.000 | (4-4)   | Moe Odum at Pepperdine (12/30/2024)                      |
|   | 1.000 | (4-4)   | Skyy Clark vs UCLA (N) (12/28/2024)                      |
|   | 1.000 | (4-4)   | Quincy Clark vs UMass Lowell (11/15/2024)                |
|   | 1.000 | (4-4)   | Cam Morris III vs UMass Lowell (11/15/2024)              |
|   | 1.000 | (4-4)   | Jeremy Roach vs Baylor (11/04/2024)                      |
|   | 1.000 | (3-3)   | Mikey Lewis vs Saint Mary's (CA) (02/22/2025)            |
|   | 1.000 | (3-3)   | Dovydas Butka vs Pepperdine (02/15/2025)                 |
|   | 1.000 | (3-3)   | Michael Rataj vs Oregon St. (01/28/2025)                 |
|   | 1.000 | (3-3)   | Stefan Todorovic at Pepperdine (12/30/2024)              |
|   | 1.000 | (3-3)   | Solo Ball vs UConn (N) (12/14/2024)                      |
| <b>REBOUNDS</b>                           | 11    |         | Tyrone Riley IV at San Francisco (03/01/2025)            |
|   | 11    |         | Mitchell Saxen at Saint Mary's (CA) (02/01/2025)         |
|   | 11    |         | Derrick Michael Xzavierro vs Long Beach St. (11/20/2024) |
| <b>ASSISTS</b>                            | 9     |         | Augustas Marciulionis at Saint Mary's (CA) (02/01/2025)  |
|   | 8     |         | Marcus Williams vs San Francisco (02/13/2025)            |
|   | 8     |         | Nate Calmese vs Washington St. (01/11/2025)              |
|   | 8     |         | Moe Odum at Pepperdine (12/30/2024)                      |



**LIVESTATS**

GAME 32: WCC TOURNAMENT SEMIFINALS - vs. SAN FRANCISCO

**ZAGS**



2024-25 Gonzaga Men's Basketball  
Season/Career Statistics  
All games

Page 1/1  
as of Mar 03, 2025

Summary

| Player              | Season Statistics |       |      |      |       |     |      |     |     |       | Career Statistics |       |      |      |      |     |     |     |     |       |
|---------------------|-------------------|-------|------|------|-------|-----|------|-----|-----|-------|-------------------|-------|------|------|------|-----|-----|-----|-----|-------|
|                     | GP-GS             | MIN/G | FG%  | 3FG% | FT%   | R/G | A/G  | STL | BLK | PTS/G | GP-GS             | MIN/G | FG%  | 3FG% | FT%  | R/G | A/G | STL | BLK | PTS/G |
| AJAYI, Michael      | 30-13             | 19.8  | .456 | .195 | .703  | 5.5 | 0.8  | 23  | 10  | 6.9   | 63-46             | 27.6  | .464 | .379 | .707 | 7.8 | 1.4 | 54  | 26  | 12.3  |
| ARAUZMOORE, Joaquim | 4-0               | 2.6   | .333 | .333 | .000  | 1.0 | 0.0  | 1   | 0   | 1.3   | 4-0               | 2.6   | .333 | .333 | .000 | 1.0 | 0.0 | 1   | 0   | 1.3   |
| BATTLE, Khalif      | 31-27             | 26.0  | .436 | .338 | .939  | 3.5 | 1.5  | 30  | 2   | 12.9  | 132-59            | 25.0  | .413 | .350 | .875 | 3.3 | 1.4 | 99  | 15  | 13.2  |
| DIAGNE, Ismaila     | 8-0               | 7.1   | .846 | .000 | .833  | 1.9 | 0.0  | 5   | 4   | 4.0   | 8-0               | 7.1   | .846 | .000 | .833 | 1.9 | 0.0 | 5   | 4   | 4.0   |
| FEW, Joe            | 13-1              | 2.7   | .300 | .000 | 1.000 | 0.2 | 0.2  | 2   | 0   | 0.5   | 41-1              | 2.9   | .154 | .000 | .385 | 0.4 | 0.4 | 5   | 1   | 0.3   |
| GREGG, Ben          | 31-19             | 20.8  | .577 | .288 | .786  | 5.3 | 1.4  | 23  | 15  | 9.8   | 137-38            | 15.0  | .527 | .346 | .738 | 3.8 | 0.9 | 85  | 74  | 6.3   |
| HAALAND, Noah       | 3-0               | 3.0   | .000 | .000 | .000  | 1.0 | 0.0  | 0   | 0   | 0.0   | 3-0               | 3.0   | .000 | .000 | .000 | 1.0 | 0.0 | 0   | 0   | 0.0   |
| HICKMAN, Nolan      | 31-30             | 29.9  | .487 | .444 | .950  | 2.6 | 2.2  | 31  | 10  | 11.4  | 135-101           | 27.8  | .459 | .393 | .850 | 2.2 | 2.4 | 121 | 40  | 9.5   |
| HUFF, Braden        | 31-1              | 15.6  | .578 | .240 | .738  | 3.2 | 0.9  | 7   | 18  | 10.7  | 66-1              | 14.5  | .588 | .311 | .633 | 3.3 | 0.7 | 16  | 42  | 10.0  |
| IKE, Graham         | 31-29             | 22.2  | .599 | .379 | .795  | 7.4 | 1.4  | 21  | 18  | 17.0  | 111-104           | 25.5  | .569 | .350 | .751 | 7.8 | 1.2 | 70  | 54  | 16.9  |
| INNOCENTI, Emmanuel | 27-3              | 11.3  | .367 | .286 | .500  | 1.7 | 0.9  | 16  | 6   | 1.7   | 62-36             | 22.8  | .398 | .302 | .789 | 4.3 | 2.1 | 75  | 14  | 4.5   |
| NEMBHARD, Ryan      | 31-31             | 35.1  | .446 | .407 | .765  | 3.1 | 10.0 | 50  | 2   | 10.9  | 130-130           | 34.9  | .432 | .347 | .783 | 3.6 | 6.5 | 151 | 7   | 11.8  |
| STROMER, Dusty      | 30-1              | 19.0  | .407 | .346 | .792  | 2.3 | 0.8  | 20  | 7   | 4.9   | 65-16             | 21.5  | .388 | .353 | .803 | 2.8 | 1.0 | 41  | 25  | 4.8   |
| YEO, Jun Seok       | 13-0              | 4.2   | .529 | .300 | .400  | 0.6 | 0.1  | 1   | 1   | 1.8   | 38-1              | 6.0   | .460 | .188 | .615 | 1.0 | 0.2 | 3   | 6   | 2.1   |

Scoring

| Player              | Season Statistics |      |          |      |         |       |     |       | Career Statistics |      |          |      |         |      |      |       |
|---------------------|-------------------|------|----------|------|---------|-------|-----|-------|-------------------|------|----------|------|---------|------|------|-------|
|                     | FG-FGA            | FG%  | 3FG-3FGA | 3FG% | FT-FTA  | FT%   | PTS | PTS/G | FG-FGA            | FG%  | 3FG-3FGA | 3FG% | FT-FTA  | FT%  | PTS  | PTS/G |
| AJAYI, Michael      | 73-160            | .456 | 8-41     | .195 | 52-74   | .703  | 206 | 6.9   | 279-601           | .464 | 47-124   | .379 | 169-239 | .707 | 774  | 12.3  |
| ARAUZMOORE, Joaquim | 2-6               | .333 | 1-3      | .333 | 0-0     | .000  | 5   | 1.3   | 2-6               | .333 | 1-3      | .333 | 0-0     | .000 | 5    | 1.3   |
| BATTLE, Khalif      | 122-280           | .436 | 48-142   | .338 | 107-114 | .939  | 399 | 12.9  | 522-1265          | .413 | 230-657  | .350 | 468-535 | .875 | 1742 | 13.2  |
| DIAGNE, Ismaila     | 11-13             | .846 | 0-0      | .000 | 10-12   | .833  | 32  | 4.0   | 11-13             | .846 | 0-0      | .000 | 10-12   | .833 | 32   | 4.0   |
| FEW, Joe            | 3-10              | .300 | 0-2      | .000 | 1-1     | 1.000 | 7   | 0.5   | 4-26              | .154 | 0-8      | .000 | 5-13    | .385 | 13   | 0.3   |
| GREGG, Ben          | 109-189           | .577 | 19-66    | .288 | 66-84   | .786  | 303 | 9.8   | 304-577           | .527 | 88-254   | .346 | 163-221 | .738 | 859  | 6.3   |
| HAALAND, Noah       | 0-1               | .000 | 0-1      | .000 | 0-0     | .000  | 0   | 0.0   | 0-1               | .000 | 0-1      | .000 | 0-0     | .000 | 0    | 0.0   |
| HICKMAN, Nolan      | 131-269           | .487 | 71-160   | .444 | 19-20   | .950  | 352 | 11.4  | 481-1048          | .459 | 219-557  | .393 | 108-127 | .850 | 1289 | 9.5   |
| HUFF, Braden        | 148-256           | .578 | 6-25     | .240 | 31-42   | .738  | 333 | 10.7  | 285-485           | .588 | 28-90    | .311 | 62-98   | .633 | 660  | 10.0  |
| IKE, Graham         | 200-334           | .599 | 11-29    | .379 | 116-146 | .795  | 527 | 17.0  | 726-1276          | .569 | 21-60    | .350 | 408-543 | .751 | 1881 | 16.9  |
| INNOCENTI, Emmanuel | 18-49             | .367 | 8-28     | .286 | 1-2     | .500  | 45  | 1.7   | 100-251           | .398 | 32-106   | .302 | 45-57   | .789 | 277  | 4.5   |
| NEMBHARD, Ryan      | 119-267           | .446 | 35-86    | .407 | 65-85   | .765  | 338 | 10.9  | 560-1296          | .432 | 156-450  | .347 | 256-327 | .783 | 1532 | 11.8  |
| STROMER, Dusty      | 50-123            | .407 | 27-78    | .346 | 19-24   | .792  | 146 | 4.9   | 102-263           | .388 | 61-173   | .353 | 49-61   | .803 | 314  | 4.8   |
| YEO, Jun Seok       | 9-17              | .529 | 3-10     | .300 | 2-5     | .400  | 23  | 1.8   | 29-63             | .460 | 6-32     | .188 | 16-26   | .615 | 80   | 2.1   |

Totals

| Player              | Season Statistics |       |       |    |    |     |    |      | Career Statistics |       |       |     |    |     |     |      |
|---------------------|-------------------|-------|-------|----|----|-----|----|------|-------------------|-------|-------|-----|----|-----|-----|------|
|                     | O-REB             | D-REB | TOTAL | PF | FO | A   | TO | A/TO | O-REB             | D-REB | TOTAL | PF  | FO | A   | TO  | A/TO |
| AJAYI, Michael      | 53                | 113   | 166   | 52 | 0  | 25  | 22 | 1.1  | 129               | 363   | 492   | 135 | 3  | 88  | 89  | 1.0  |
| ARAUZMOORE, Joaquim | 2                 | 2     | 4     | 0  | 0  | 0   | 0  | 0.0  | 2                 | 2     | 4     | 0   | 0  | 0   | 0   | 0.0  |
| BATTLE, Khalif      | 12                | 96    | 108   | 68 | 1  | 45  | 46 | 1.0  | 39                | 392   | 431   | 276 | 4  | 182 | 219 | 0.8  |
| DIAGNE, Ismaila     | 5                 | 10    | 15    | 14 | 0  | 0   | 6  | 0.0  | 5                 | 10    | 15    | 14  | 0  | 0   | 6   | 0.0  |
| FEW, Joe            | 1                 | 2     | 3     | 7  | 0  | 3   | 3  | 1.0  | 3                 | 14    | 17    | 16  | 0  | 15  | 6   | 2.5  |
| GREGG, Ben          | 65                | 98    | 163   | 53 | 0  | 42  | 21 | 2.0  | 180               | 343   | 523   | 226 | 2  | 119 | 79  | 1.5  |
| HAALAND, Noah       | 0                 | 3     | 3     | 2  | 0  | 0   | 0  | 0.0  | 0                 | 3     | 3     | 2   | 0  | 0   | 0   | 0.0  |
| HICKMAN, Nolan      | 16                | 64    | 80    | 36 | 0  | 69  | 30 | 2.3  | 33                | 265   | 298   | 177 | 0  | 320 | 148 | 2.2  |
| HUFF, Braden        | 38                | 62    | 100   | 57 | 0  | 29  | 13 | 2.2  | 84                | 135   | 219   | 119 | 1  | 47  | 27  | 1.7  |
| IKE, Graham         | 66                | 164   | 230   | 87 | 2  | 43  | 51 | 0.8  | 255               | 615   | 870   | 338 | 11 | 128 | 238 | 0.5  |
| INNOCENTI, Emmanuel | 13                | 33    | 46    | 36 | 0  | 25  | 4  | 6.3  | 48                | 221   | 269   | 124 | 1  | 128 | 65  | 2.0  |
| NEMBHARD, Ryan      | 10                | 87    | 97    | 46 | 0  | 311 | 73 | 4.3  | 45                | 423   | 468   | 230 | 3  | 849 | 316 | 2.7  |
| STROMER, Dusty      | 11                | 59    | 70    | 48 | 0  | 23  | 20 | 1.2  | 42                | 143   | 185   | 110 | 0  | 62  | 50  | 1.2  |
| YEO, Jun Seok       | 2                 | 6     | 8     | 10 | 0  | 1   | 2  | 0.5  | 12                | 27    | 39    | 35  | 0  | 7   | 10  | 0.7  |



## QUICKIE GAME RECORDS

### Individual Game

#### Points

52 - Frank Burgess vs. UC-Davis (1-26-61)  
50 - Jean Claude Lefebvre vs. Whitworth (2-18-58)  
45 - Kyle Wiltjer at Pacific (2-19-15)  
44 - Adam Morrison at Loyola Marymount (2-18-06)  
44 - Frank Burgess vs. Whitworth (12-12-60)  
44 - Jerry Vermillion vs. Whitman (12-16-53)

#### Field Goals Made

20 - Jean Claude Lefebvre vs. Whitworth (2-18-58)  
18 - Adam Morrison at Washington (12-4-05)  
18 - Jim McPhee vs. Loyola Marymount (1-27-90)  
18 - Jim McPhee vs. Loyola Marymount (1-19-90)  
18 - Frank Burgess vs. UC Davis (1-26-61)

#### Free Throws Made

16 - Ronny Turiaf vs. Cincinnati (NCAA - 3-20-03)  
16 - Blake Stepp vs. Washington (12-2-02)  
16 - Ronny Turiaf vs. Indiana (11-26-02)  
16 - Frank Burgess (4 times)

#### Free Throw Percentage (1.000 - min. 10 attempts)

(15-15) - Sam Dower vs. Santa Clara (3-8-14)  
(15-15) - Geoff Goss vs. Idaho State (1-6-93)  
(15-15) - Frank Burgess vs. Idaho (3-3-61)

#### Three-Pointers Made

9 - Corey Kispert vs. Virginia (12-26-20)  
9 - Kevin Pangos vs. Washington State (11-14-11)  
9 - Dan Dickau vs. Loyola Marymount (1-20-02)

#### Rebounds

33 - Jim Dixon vs. Eastern Washington (1-23-61)  
28 - Paul Cathey vs. Nevada-Las Vegas (12-28-77)

#### Under Few

22 - Josh Heytvelt at Pepperdine (2-3-07)  
20 - Domantas Sabonis at Pacific (1-23-16)

#### Offensive Rebounds

##### Under Few

8 - Ben Gregg at Oregon State (1-16-25)  
8 - Drew Timme vs. San Diego (2-2-23-23)  
8 - Brandon Clarke vs. Washington (12-5-18)  
8 - Abdullahi Kuso vs. CSUN (12-8-07)  
8 - Ronny Turiaf vs. UMass (12-4-04)

#### Assists

16 - Blake Stepp vs. Long Beach State (12-20-02)  
15 - Ryan Nembhard vs. Santa Clara (1-18-25)  
14 - Ryan Nembhard vs. Davidson (11-29-24)  
14 - Andrew Nembhard at Pepperdine (2-16-22)  
14 - Joel Ayayi at Portland (1-9-21)

#### Steals (Under Mark Few)

7 - Derek Raivio vs. Montana (11-21-04)  
6 - Andrew Nembhard at BYU (2-5-22)  
6 - Nigel Williams-Goss vs. Saint Mary's (3-7-17)  
6 - David Stockton vs. South Dakota (11-18-12)  
6 - Jeremy Pargo vs. Loyola Marymount (2-11-08)  
6 - Derek Raivio vs. Loyola Marymount (1-6-07)

#### Blocks (Under Mark Few)

7 - Chet Holmgren vs. Dixie State (11-9-21)  
7 - Chet Holmgren vs. Georgia State (3-17-22)  
7 - Przemek Karnowski vs. Saint Mary's (1-2-14)

### Team Game

#### Points Scored - Gonzaga

136 vs. Loyola Marymount, 2-18-89 (L 147-136)  
*Under Few*  
123 vs. Eastern Oregon, 11-14-23 (123-57)

#### Points Scored - Opponent

147 - Loyola Marymount, 2-18-89 (147-146)

#### Biggest Margin of Victory

78 - Eastern Oregon, 12-28-22 (120-42)  
66 - Eastern Oregon, 11-14-23 (123-57)  
61 - Denver, 12-21-18 (101-40)

#### Biggest Margin of Defeat

69 vs. Montana, 2-5-45 (103-34)

#### Rebounds

74 vs. Idaho, 1-22-66  
*Under Few*  
58 vs. Eastern Oregon, 11-14-23

#### Field Goals Made

52 vs. Eastern Oregon, 11-14-23

#### Field Goals Attempted

84 vs. Loyola Marymount, 1-19-90

#### Field Goal Percentage - Game

71.8 vs. Saint Mary's, 1-13-96 (28-39)  
70.8 vs. Washington State, 12-28-03 (34-48)  
70.4 vs. Warner Pacific, 12-21-88 (38-54)

#### Field Goal Percentage - Half

84.5 vs. Denver, 12-21-18 (101-40)  
80.0 vs. San Francisco, 1-16-88 (16-20)  
80.0 vs. Santa Clara, 1-23-82 (12-15)

#### Free Throws Made

41 vs. Davidson, 12-12-09  
41 vs. Fairfield, 12-11-90  
37 vs. San Francisco, 1-15-94

#### Free Throws Attempted

54 vs. Davidson, 12-12-09  
53 vs. Loyola Marymount, 2-24-84  
51 vs. Fairfield, 12-11-90  
51 vs. Eastern Washington, 11-11-11

#### Free Throw Percentage - Game (Min. 10 attempts)

1.000 vs. BYU, 1-25-14 (12-12)  
1.000 vs. Mich St, 11-22-05 (26-26)\* (12-12 in OT)  
1.000 vs. Eastern Washington, 12-11-93 (20-20)  
1.000 vs. Pepperdine, 1-13-11 (12-12)  
1.000 vs. BYU (1-25-14) (12-12)

#### Free Throw Percentage - Half (Min. 10 attempts)

1.000 vs. Portland State, 1-12-81 (22-22)  
1.000 vs. Cal State Bakersfield, 2-28-11 (14-14)  
1.000 at Portland, 2-5-09 (11-11)  
1.000 vs. Eastern Washington, 12-11-93 (11-11)

#### Three-Pointers Made

18 vs. Portland, 1-29-22  
17 vs. Portland, 1-14-23  
16 vs. Pepperdine, 12-21-15

#### Three-Pointers Attempted

41 vs. Portland, 1-29-22  
38 vs. Portland, 1-14-23  
37 vs. Pepperdine, 12-21-15

#### Three-Point Percentage - Game (Min. 10 attempts)

76.9 vs. Pacific, 1-4-14 (10-13)  
70.0 vs. Pepperdine, 1-14-06 (7-10)  
68.8 vs. E. Washington, 11-30-10 (11-16)

#### Consecutive Free Throws

27 vs. Michigan State, 11-22-05

#### Fewest Turnovers

2, at Santa Clara, 1-24-19  
3 vs. San Francisco, 2-18-95  
3 vs. Penn State, 12-30-88

#### Assists

**33 vs. Pepperdine, 2-15-25**  
32 vs. Loyola Marymount, 1-19-80  
**31 at Portland, 1-25-25**  
31 vs. Carroll College, 11-28-90  
29 at Portland, 1-9-21  
29 vs. Idaho State, 11-6-18

#### Steals

19 vs. Eastern Oregon, 12-28-22  
18 vs. Southern Utah, 11-9-12  
18 vs. USC Upstate, 3-3-09

#### Blocked Shots

11 vs. Pepperdine, 2-10-10  
11 vs. Portland, 2-24-05  
11 vs. Santa Clara, 1-25-01  
11 vs. Saint Mary's, 2-11-99  
11 vs. St. Peter's, 11-30-90



## WHERE ARE THEY NOW

### **Bryan Alberts (2014-17)**

Höttur in Iceland Premier League

### **Martynas Arlauskas (2019-22)**

Jonava in Lithuanian LKL

### **Joel Ayayi (2017-21)**

JL Bourg en Bresse in French Betclic ELITE ProA

### **Rasir Bolton (2021-23)**

Spartak in Serbian ABA League

### **Ira Brown (2007-09)**

Fukuoka Rizing in Japanese B2 League

### **Brandon Clarke (2017-19)**

Memphis Grizzlies in the NBA

### **Zach Collins (2016-17)**

Chicago Bulls in the NBA

### **Aaron Cook (2020-21)**

Eisbären Bremerhaven in German Bundesliga

### **Geno Crandall (2018-19)**

EWE Baskets Oldenburg in German Bundesliga

### **Austin Daye (2007-10)**

Kings in Taiwanese PLeague+

### **Micah Downs (2006-09)**

Barreirense in Portuguese Proliga

### **Admon Gilder (2019-20)**

Kouvot in Finnish Korisliiga

### **Rui Hachimura (2016-19)**

Los Angeles Lakers in the NBA

### **Elias Harris (2009-13)**

Bayern Muenchen in German BBL

### **Chet Holmgren (2021-22)**

Oklahoma City Thunder in the NBA

### **Jeremy Jones (2015-19)**

Rio Grande Valley Vipers in the NBA G League

### **Corey Kispert (2017-21)**

Washington Wizards in the NBA

### **Luka Krajnovic (2023-24)**

KK Cedevita Junior Zagreb in Croatia

### **Matthew Lang (2018-22)**

Primorje 1945 in Montenegrin Erste Liga

### **Guy Landry Edi (2010-13)**

Calgary Surge in CEBL

### **Jordan Mathews (2016-17)**

Nacional in Uruguayan LUB

### **Silas Melson (2014-18)**

Darussafaka Lassa Istanbul in Turkish BSL

**GAME 32: WCC TOURNAMENT SEMIFINALS - vs. SAN FRANCISCO**

### **Andrew Nembhard (2020-22)**

Indiana Pacers in the NBA

### **Kelly Olynyk (2010-14)**

New Orleans Pelicans in the NBA

### **Kevin Pangos (2011-15)**

Napoli in Italian Serie A

### **Jeremy Pargo (2005-09)**

G-League Ignite in NBA G League

### **Josh Perkins (2014-19)**

Champville in Lebanese LBL

### **Filip Petrusev (2018-20)**

Crvena zvezda in Serbian KLS

### **Domantas Sabonis (2014-16)**

Sacramento Kings in the NBA

### **Malachi Smith (2021-23)**

Memphis Hustle in NBA G League

### **David Stockton (2010-14)**

Valley Suns in the NBA G League

### **Julian Strawther (2020-23)**

Denver Nuggets in the NBA

### **Jalen Suggs (2020-21)**

Orlando Magic in the NBA

### **Killian Tillie (2016-20)**

Unicaja Malaga in Spanish Liga Endesa

### **Drew Timme (2019-23)**

Long Island Nets in NBA G League

### **Anton Watson (2019-24)**

Maine Celtics in NBA G League

### **Byron Wesley (2014-15)**

GS Ermis Shimatariou in Greek Elite League

### **Johnathan Williams III (2015-18)**

Chiba Jets in Japanese B2 League

### **Nigel Williams-Goss (2015-17)**

Olympiacos B.C. in Greek Basketball League

### **Kyle Wiltjer (2014-16)**

Umana Reyer Venezia in Italian Serie A

### **Ryan Woolridge (2018-19)**

Panionios in Greek GBL



# LAST FOUR BOX SCORES



Official Basketball Box Score - Final  
**Gonzaga at San Francisco**  
03/01/25 Chase Center, San Francisco  
2024-25 Men's Basketball

Officials: Randy McCall, Michael Greenstein, John Jenkins, Jr.

Game Time: 8:00 PM  
Game Duration: 2:06  
Attendance: 7,304

Gonzaga - 95

Record: 23-8 (14-4)

| NO.    | Name               | Min     | FG    | 3P    | FT    | Rebounds  | Fouls    | TP | AS | TO | ST | Blocks | +  | - |
|--------|--------------------|---------|-------|-------|-------|-----------|----------|----|----|----|----|--------|----|---|
|        |                    |         | M-A   | M-A   | M-A   | OR DR TOT | PF FD    |    |    |    |    | BS BA  |    |   |
| 13     | Graham Ike         | F 23:04 | 5-7   | 1-1   | 4-5   | 3 3 6     | 3 5 15   | 1  | 2  | 0  | 1  | 0      | 11 |   |
| 33     | Ben Gregg          | F 29:03 | 8-14  | 3-7   | 4-4   | 3 5 8     | 1 2 23   | 0  | 2  | 0  | 1  | 0      | 19 |   |
| 0      | Ryan Nembhard      | G 34:45 | 3-5   | 1-1   | 1-2   | 1 3 4     | 1 2 8    | 16 | 2  | 2  | 0  | 0      | 27 |   |
| 11     | Nolan Hickman      | G 26:47 | 5-7   | 2-3   | 5-5   | 0 3 3     | 2 5 17   | 1  | 0  | 0  | 0  | 0      | 9  |   |
| 99     | Khalif Battle      | G 28:23 | 5-10  | 3-5   | 1-1   | 0 4 4     | 3 2 14   | 1  | 1  | 0  | 0  | 0      | 19 |   |
| 1      | Michael Ajayi      | G 27:24 | 0-3   | 0-2   | 0-0   | 0 2 2     | 0 0 0    | 0  | 0  | 0  | 0  | 0      | 2  |   |
| 5      | Emmanuel Innocenti | 23:41   | 3-6   | 1-4   | 0-0   | 1 3 4     | 3 0 7    | 2  | 0  | 2  | 0  | 0      | 12 |   |
| 34     | Braden Huff        | 13:44   | 4-4   | 0-0   | 1-2   | 0 1 1     | 1 1 9    | 1  | 0  | 0  | 0  | 0      | 8  |   |
| 24     | Dusty Stromer      | 04:42   | 1-2   | 0-0   | 0-0   | 0 0 0     | 0 0 0    | 2  | 0  | 1  | 0  | 0      | -5 |   |
| 24     | Ismaila Diagne     | 04:57   | 0-0   | 0-0   | 0-0   | 0 3 3     | 1 0 0    | 0  | 0  | 1  | 0  | 0      | 2  |   |
| 15     | Joe Few            | 01:45   | 0-0   | 0-0   | 0-0   | 0 0 0     | 1 0 0    | 0  | 0  | 0  | 0  | 0      | -2 |   |
| 22     | Jun Seok Yeo       | 01:45   | 0-1   | 0-1   | 0-0   | 0 0 0     | 0 0 0    | 0  | 0  | 0  | 0  | 0      | -2 |   |
| Team   |                    |         |       |       |       | 0 0 0     | 0        | 0  | 1  |    |    |        |    |   |
| Totals |                    |         | 34-59 | 11-24 | 16-19 | 8 27 35   | 16 17 95 | 22 | 10 | 4  | 2  | 0      | 20 |   |

Technical Fouls: NONE

San Francisco - 75

Record: 23-8 (13-5)

| NO.    | Name                 | Min     | FG    | 3P   | FT    | Rebounds  | Fouls  | TP | AS | TO | ST | Blocks | +   | -   |
|--------|----------------------|---------|-------|------|-------|-----------|--------|----|----|----|----|--------|-----|-----|
|        |                      |         | M-A   | M-A  | M-A   | OR DR TOT | PF FD  |    |    |    |    | BS BA  |     |     |
| 35     | Junjie Wang          | F 20:11 | 1-4   | 0-2  | 1-2   | 3 1 4     | 2 3 3  | 2  | 1  | 1  | 0  | 0      | -19 |     |
| 2      | Carlton Lingard, Jr. | C 17:54 | 2-5   | 0-3  | 0-0   | 2 2 4     | 4 2 4  | 3  | 1  | 0  | 0  | 0      | -24 |     |
| 1      | Malik Thomas         | G 31:56 | 4-18  | 1-6  | 4-5   | 0 4 4     | 2 4 13 | 1  | 1  | 0  | 0  | 0      | -4  |     |
| 5      | Tyrone Riley IV      | G 30:44 | 5-10  | 0-3  | 1-2   | 4 7 11    | 1 1 11 | 1  | 1  | 2  | 0  | 0      | -14 |     |
| 55     | Marcus Williams      | G 37:20 | 11-15 | 2-2  | 4-5   | 0 0 0     | 1 5 28 | 5  | 1  | 1  | 0  | 1      | -21 |     |
| 0      | Ryan Beasley         | 08:31   | 2-4   | 0-1  | 0-0   | 0 0 0     | 2 0 0  | 4  | 0  | 2  | 0  | 0      | -8  |     |
| 14     | Veniamin Abosi       | 20:25   | 3-4   | 0-1  | 0-0   | 1 2 3     | 2 0 6  | 0  | 0  | 0  | 0  | 0      | -4  |     |
| 11     | James O'Donnell      | 14:25   | 0-1   | 0-0  | 0-0   | 0 1 1     | 0 0 0  | 0  | 0  | 0  | 0  | 0      | -8  |     |
| 13     | Robby Beasley        | 12:12   | 1-1   | 0-0  | 0-0   | 0 0 0     | 0 0 0  | 2  | 0  | 0  | 1  | 0      | 5   |     |
| 10     | Saba Gigiberia       | 06:19   | 2-5   | 0-0  | 0-0   | 2 1 3     | 3 1 4  | 0  | 1  | 0  | 0  | 1      | -3  |     |
| 23     | Jason Rivera-Torres  | 00:03   | 0-0   | 0-0  | 0-0   | 0 0 0     | 0 0 0  | 0  | 0  | 0  | 0  | 0      | 0   |     |
| Team   |                      |         |       |      |       | 1 2 3     | 0      | 0  | 0  |    |    |        |     |     |
| Totals |                      |         | 31-67 | 3-18 | 10-14 | 13 20 33  | 17 16  | 75 | 12 | 8  | 5  | 0      | 2   | -20 |

Technical Fouls: NONE

|                  | GON                       | USF                       |
|------------------|---------------------------|---------------------------|
| Biggest lead     | 24 (2 <sup>nd</sup> 5:50) | 2 (1 <sup>st</sup> 19:23) |
| Best Scoring Run | 11 (1 <sup>st</sup> 0:57) | 6 (1 <sup>st</sup> 6:46)  |
| Lead Changes     | 3                         |                           |
| Times Tied       | 1                         |                           |
| Time with Lead   | 37:11                     | 01:37                     |

|                     | 1 <sup>st</sup> | 2 <sup>nd</sup> | 3 <sup>rd</sup> | 4 <sup>th</sup> | 5 <sup>th</sup> |
|---------------------|-----------------|-----------------|-----------------|-----------------|-----------------|
| Shooting By Period  | FG% 14-33 42.4% | FG% 1-8 12.5%   | FG% 2-3 66.7%   | FG% 17-24 70.8% | FG% 3-18 16.7%  |
| 3PT%                | 1-8 12.5%       | 2-3 66.7%       | 17-24 70.8%     | 3-18 16.7%      | 10-14 71.4%     |
| FT%                 | 4-5 80.0%       | 2-2 100%        | 1-1 100%        | 0-0 0%          | 0-0 0%          |
| GM FG%              | 31-67 46.3%     | 3-18 16.7%      | 10-14 71.4%     |                 |                 |
| Dead Ball Rebounds: | 0               | 0               | 0               | 0               | 0               |



Official Basketball Box Score - Final  
**Gonzaga at Santa Clara**  
02/25/25 Leeway Center, Santa Clara  
2024-25 Men's Basketball

Game Time: 8:00 PM  
Game Duration: 1:57  
Attendance: 4,300

Officials: Greg Nixon, Darron George, De Sells Dean

Gonzaga - 95

Record: 22-8 (13-4)

| NO.    | Name           | Min     | FG    | 3P   | FT    | Rebounds  | Fouls  | TP | AS | TO | ST | Blocks | +  | -  |
|--------|----------------|---------|-------|------|-------|-----------|--------|----|----|----|----|--------|----|----|
|        |                |         | M-A   | M-A  | M-A   | OR DR TOT | PF FD  |    |    |    |    | BS BA  |    |    |
| 13     | Graham Ike     | F 19:52 | 11-13 | 0-0  | 2-3   | 3 4 7     | 4 4 24 | 0  | 2  | 4  | 2  | 0      | 1  |    |
| 33     | Ben Gregg      | F 16:15 | 2-3   | 0-1  | 3-4   | 0 1 1     | 1 2 7  | 0  | 0  | 1  | 0  | 0      | 7  |    |
| 0      | Ryan Nembhard  | G 38:33 | 5-11  | 2-6  | 0-0   | 0 5 5     | 1 1 12 | 15 | 4  | 2  | 0  | 0      | 19 |    |
| 11     | Nolan Hickman  | G 36:26 | 5-11  | 1-6  | 0-0   | 0 1 1     | 1 2 11 | 4  | 1  | 1  | 0  | 0      | 17 |    |
| 99     | Khalif Battle  | G 24:02 | 8-15  | 2-4  | 3-3   | 0 5 5     | 5 3 21 | 1  | 3  | 1  | 0  | 2      | 12 |    |
| 4      | Dusty Stromer  | 20:59   | 1-4   | 1-4  | 2-3   | 0 1 1     | 1 3 5  | 0  | 0  | 0  | 1  | 0      | 9  |    |
| 1      | Michael Ajayi  | 23:52   | 1-3   | 0-1  | 4-6   | 1 7 8     | 2 2 6  | 2  | 1  | 1  | 0  | 0      | 10 |    |
| 34     | Braden Huff    | 02:05   | 0-0   | 0-0  | 0-0   | 0 0 0     | 0 3 0  | 0  | 0  | 0  | 0  | 0      | -4 |    |
| 24     | Ismaila Diagne | 17:56   | 4-4   | 0-0  | 1-1   | 1 3 4     | 3 2 9  | 0  | 2  | 1  | 1  | 0      | 24 |    |
| Team   |                |         |       |      |       | 0 1 1     | 0      | 0  | 0  |    |    |        |    |    |
| Totals |                |         | 37-64 | 6-22 | 15-20 | 5 28 33   | 21 19  | 95 | 22 | 13 | 11 | 4      | 2  | 19 |

Technical Fouls: NONE

Santa Clara - 76

Record: 19-11 (11-6)

| NO.    | Name            | Min     | FG    | 3P    | FT    | Rebounds  | Fouls  | TP | AS | TO | ST | Blocks | +   | -   |
|--------|-----------------|---------|-------|-------|-------|-----------|--------|----|----|----|----|--------|-----|-----|
|        |                 |         | M-A   | M-A   | M-A   | OR DR TOT | PF FD  |    |    |    |    | BS BA  |     |     |
| 14     | Johnny O'Neil   | F 26:53 | 3-9   | 1-4   | 0-0   | 1 6 7     | 3 2 7  | 1  | 2  | 1  | 1  | 1      | -18 |     |
| 13     | Christoph Tilly | C 14:18 | 1-7   | 0-3   | 4-4   | 1 1 2     | 2 2 6  | 2  | 2  | 1  | 0  | 0      | -9  |     |
| 1      | Tyreece Bryan   | G 31:54 | 6-10  | 4-6   | 2-4   | 1 4 5     | 2 3 18 | 0  | 1  | 0  | 1  | 0      | -22 |     |
| 4      | Adama Diallo    | G 28:41 | 3-7   | 2-5   | 3-4   | 0 0 0     | 2 2 11 | 4  | 4  | 0  | 0  | 0      | -2  |     |
| 10     | Carson Stewart  | G 24:01 | 4-7   | 2-4   | 4-6   | 0 2 2     | 3 1 14 | 1  | 3  | 0  | 0  | 0      | -8  |     |
| 21     | Cameron Tongue  | 20:27   | 3-8   | 1-1   | 4-4   | 1 2 3     | 3 5 11 | 1  | 3  | 0  | 0  | 0      | -10 |     |
| 8      | Elijah Mahi     | 22:02   | 2-4   | 1-1   | 4-6   | 0 2 2     | 1 3 9  | 0  | 1  | 1  | 1  | 0      | -17 |     |
| 0      | Brenton Knapper | 18:14   | 0-3   | 0-1   | 0-0   | 0 2 2     | 2 2 0  | 0  | 2  | 1  | 0  | 0      | -9  |     |
| 44     | Jake Ensinger   | 13:07   | 0-0   | 0-0   | 0-0   | 0 2 2     | 3 1 0  | 1  | 0  | 1  | 0  | 0      | 0   |     |
| 12     | Bukky Oboye     | 00:23   | 0-0   | 0-0   | 0-0   | 0 0 0     | 0 0 0  | 0  | 0  | 0  | 0  | 0      | 0   |     |
| Team   |                 |         |       |       |       | 2 2 4     | 0      | 1  |    |    |    |        |     |     |
| Totals |                 |         | 22-55 | 11-25 | 21-28 | 6 23 29   | 19 21  | 76 | 12 | 17 | 5  | 2      | 4   | -19 |

Technical Fouls: NONE

|                  | GU                        | SCU                        |
|------------------|---------------------------|----------------------------|
| Biggest lead     | 23 (2 <sup>nd</sup> 2:44) | 10 (1 <sup>st</sup> 16:53) |
| Best Scoring Run | 10 (1 <sup>st</sup> 0:34) | 7 (1 <sup>st</sup> 18:27)  |
| Lead Changes     | 1                         |                            |
| Times Tied       | 2                         |                            |
| Time with Lead   | 20:24                     | 17:54                      |

|               | GU | SCU |
|---------------|----|-----|
| Turnovers     | 25 | 12  |
| Paint         | 56 | 20  |
| Second Chance | 7  | 4   |
| Fast Breaks   | 16 | 3   |
| Bench         | 20 | 20  |



Official Basketball Box Score - Final  
**Saint Mary's (CA) at Gonzaga**  
02/25/25 McCaffrey Athletic Center, Spokane, WA  
2024-25 Men's Basketball

Officials: Kipp Kissinger, Ray Nall, Deron White

Game Time: 5:00 PM  
Game Duration: 1:58  
Attendance: 6,000

Saint Mary's (CA) - 74

Record: 25-4 (15-1)

| NO.    | Name                  | Min     | FG    | 3P   | FT    | Rebounds  | Fouls  | TP | AS | TO | ST | Blocks | +  | - |
|--------|-----------------------|---------|-------|------|-------|-----------|--------|----|----|----|----|--------|----|---|
|        |                       |         | M-A   | M-A  | M-A   | OR DR TOT | PF FD  |    |    |    |    | BS BA  |    |   |
| 23     | Paulius Murauskas     | F 16:21 | 3-8   | 0-1  | 1-4   | 0 2 2     | 3 3 7  | 0  | 0  | 0  | 0  | 0      | 2  |   |
| 33     | Luke Barrett          | F 40:00 | 6-11  | 2-4  | 0-0   | 4 4 8     | 1 0 14 | 0  | 0  | 0  | 0  | 0      | 7  |   |
| 11     | Mitchell Saven        | C 34:39 | 7-13  | 0-1  | 2-2   | 4 5 9     | 3 4 16 | 3  | 2  | 1  | 0  | 2      | 7  |   |
| 2      | Jordan Ross           | G 24:15 | 1-6   | 0-3  | 2-2   | 0 2 2     | 0 1 4  | 1  | 0  | 1  | 0  | 0      | -5 |   |
| 3      | Augustas Marciulionis | G 37:56 | 3-7   | 1-4  | 2-2   | 0 4 4     | 1 1 9  | 6  | 3  | 1  | 0  | 1      | 8  |   |
| 1      | Harry Wessels         | 29:00   | 2-7   | 0-0  | 2-2   | 3 2 5     | 1 3 6  | 0  | 1  | 0  | 1  | 1      | 5  |   |
| 0      | Mikay Lewis           | 17:49   | 5-9   | 5-7  | 3-3   | 0 2 2     | 1 3 18 | 0  | 2  | 0  | 0  | 0      | 11 |   |
| Team   |                       |         |       |      |       | 5 2 7     | 0      | 3  |    |    |    |        |    |   |
| Totals |                       |         | 27-61 | 8-20 | 12-15 | 16 23 39  | 13 15  | 74 | 10 | 11 | 3  | 1      | 4  | 7 |

Technical Fouls: NONE

Gonzaga - 67

Record: 21-8 (12-4)

| NO.    | Name               | Min     | FG    | 3P   | FT   | Rebounds  | Fouls  | TP | AS | TO | ST | Blocks | +   | -  |
|--------|--------------------|---------|-------|------|------|-----------|--------|----|----|----|----|--------|-----|----|
|        |                    |         | M-A   | M-A  | M-A  | OR DR TOT | PF FD  |    |    |    |    | BS BA  |     |    |
| 33     | Ben Gregg          | F 17:40 | 1-4   | 0-2  | 0-2  | 3 1 4     | 1 2 2  | 1  | 0  | 0  | 0  | 0      | -4  |    |
| 0      | Ryan Nembhard      | G 40:00 | 4-12  | 1-2  | 2-2  | 0 3 3     | 0 2 11 | 8  | 3  | 0  | 0  | 0      | -7  |    |
| 1      | Michael Ajayi      | G 23:39 | 2-4   | 0-0  | 2-3  | 1 3 4     | 1 3 6  | 0  | 0  | 0  | 1  | 0      | -11 |    |
| 11     | Nolan Hickman      | G 29:57 | 6-12  | 2-7  | 0-0  | 0 1 1     | 1 1 14 | 0  | 0  | 1  | 2  | 0      | -1  |    |
| 15     | Joe Few            | G 02:11 | 0-0   | 0-0  | 0-0  | 0 0 0     | 1 0 0  | 0  | 0  | 0  | 0  | 0      | -8  |    |
| 13     | Graham Ike         | 27:25   | 7-11  | 0-0  | 5-5  | 1 4 5     | 3 4 19 | 2  | 2  | 0  | 0  | 0      | -1  |    |
| 99     | Khalif Battle      | 27:40   | 4-7   | 0-2  | 0-0  | 0 2 2     | 1 1 8  | 1  | 2  | 4  | 1  | 0      | 4   |    |
| 5      | Emmanuel Innocenti | 16:21   | 0-0   | 0-0  | 0-0  | 1 2 3     | 3 0 0  | 0  | 0  | 0  | 0  | 0      | -8  |    |
| 34     | Braden Huff        | 11:16   | 3-6   | 1-1  | 0-0  | 1 2 3     | 4 0 7  | 0  | 0  | 0  | 0  | 0      | 1   | 2  |
| 4      | Dusty Stromer      | 03:51   | 0-0   | 0-0  | 0-0  | 0 0 0     | 0 0 0  | 0  | 0  | 0  | 0  | 0      | -1  |    |
| Team   |                    |         |       |      |      | 0 1 1     | 0      | 0  |    |    |    |        |     |    |
| Totals |                    |         | 27-56 | 4-14 | 9-12 | 7 19 26   | 15 13  | 67 | 12 | 7  | 5  | 4      | 1   | -7 |



## 2024-25 Gonzaga Men's Basketball Combined Team Statistics In Conference games

Page 1/1  
as of Mar 02, 2025

### Team Records

| Record         | Overall | Home | Away | Neutral |
|----------------|---------|------|------|---------|
| ALL GAMES      | 14-4    | 7-2  | 7-2  | 0-0     |
| CONFERENCE     | 14-4    | 7-2  | 7-2  | 0-0     |
| NON-CONFERENCE | 0-0     | 0-0  | 0-0  | 0-0     |

### Score by Periods

| Team      | 1st | 2nd | OT | TOT  |
|-----------|-----|-----|----|------|
| Gonzaga   | 761 | 816 | 6  | 1583 |
| Opponents | 583 | 676 | 14 | 1273 |

### Team Per Score

| No.       | Player              |       |        |      | Total    |      | 3-Point  |      | F-Throw |       | Rebounds |     |     |      |     |    |     |     |     |     |      |      |  |  |
|-----------|---------------------|-------|--------|------|----------|------|----------|------|---------|-------|----------|-----|-----|------|-----|----|-----|-----|-----|-----|------|------|--|--|
|           |                     | GP-GS | MIN    | AVG  | FG-FGA   | FG%  | 3FG-3FGA | 3FG% | FT-FTA  | FT%   | OFF      | DEF | TOT | AVG  | PF  | DQ | A   | TO  | BLK | STL | PTS  | AVG  |  |  |
| 13        | IKE, Graham         | 18-16 | 432:51 | 24.0 | 124-203  | .611 | 6-18     | .333 | 63-76   | .829  | 43       | 100 | 143 | 7.9  | 51  | 2  | 26  | 27  | 14  | 17  | 317  | 17.6 |  |  |
| 99        | BATTLE, Khalif      | 18-14 | 463:32 | 25.8 | 74-167   | .443 | 27-81    | .333 | 70-74   | .946  | 6        | 49  | 55  | 3.1  | 39  | 1  | 26  | 27  | 1   | 17  | 245  | 13.6 |  |  |
| 11        | HICKMAN, Nolan      | 18-18 | 532:28 | 29.6 | 81-166   | .488 | 43-96    | .448 | 15-16   | .938  | 9        | 35  | 44  | 2.4  | 25  | 0  | 44  | 14  | 7   | 21  | 220  | 12.2 |  |  |
| 0         | NEMBARD, Ryan       | 18-18 | 614:32 | 34.1 | 68-153   | .444 | 19-47    | .404 | 26-39   | .667  | 6        | 47  | 53  | 2.9  | 30  | 0  | 180 | 45  | 1   | 26  | 181  | 10.1 |  |  |
| 34        | HUFF, Braden        | 18-1  | 245:10 | 13.6 | 78-133   | .586 | 2-8      | .250 | 21-30   | .700  | 22       | 28  | 50  | 2.8  | 32  | 0  | 16  | 4   | 8   | 5   | 179  | 9.9  |  |  |
| 33        | GREGG, Ben          | 18-17 | 392:32 | 21.8 | 69-109   | .633 | 13-35    | .371 | 26-35   | .743  | 42       | 54  | 96  | 5.3  | 31  | 0  | 31  | 14  | 7   | 16  | 177  | 9.8  |  |  |
| 1         | AJAYI, Michael      | 17-2  | 321:21 | 18.9 | 41-84    | .488 | 4-15     | .267 | 37-54   | .685  | 27       | 71  | 98  | 5.8  | 24  | 0  | 13  | 10  | 5   | 12  | 123  | 7.2  |  |  |
| 4         | STROMER, Dusty      | 17-0  | 277:29 | 16.3 | 25-68    | .368 | 12-43    | .279 | 11-14   | .786  | 3        | 22  | 25  | 1.5  | 24  | 0  | 11  | 9   | 6   | 8   | 73   | 4.3  |  |  |
| 24        | DIAGNE, Ismaila     | 5-0   | 38:21  | 7.7  | 6-7      | .857 | 0-0      | .000 | 6-6     | 1.000 | 2        | 10  | 12  | 2.4  | 9   | 0  | 0   | 5   | 1   | 2   | 18   | 3.6  |  |  |
| 5         | INNOCENTI, Emmanuel | 15-3  | 243:29 | 16.2 | 14-38    | .368 | 7-22     | .318 | 1-1     | 1.000 | 10       | 25  | 35  | 2.3  | 27  | 0  | 17  | 2   | 4   | 11  | 36   | 2.4  |  |  |
| 22        | YEO, Jun Seok       | 7-0   | 30:23  | 4.3  | 3-7      | .429 | 1-4      | .250 | 0-0     | .000  | 1        | 5   | 6   | 0.9  | 5   | 0  | 0   | 1   | 1   | 0   | 7    | 1.0  |  |  |
| 15        | FEW, Joe            | 9-1   | 25:51  | 2.9  | 3-8      | .375 | 0-2      | .000 | 1-1     | 1.000 | 1        | 2   | 3   | 0.3  | 6   | 0  | 1   | 3   | 0   | 1   | 7    | 0.8  |  |  |
| 10        | ARAUZMOORE, Joaquim | 2-0   | 03:27  | 1.7  | 0-1      | .000 | 0-0      | .000 | 0-0     | .000  | 0        | 0   | 0   | 0.0  | 0   | 0  | 0   | 0   | 0   | 0   | 0    | 0.0  |  |  |
| 35        | HAALAND, Noah       | 1-0   | 03:33  | 3.6  | 0-0      | .000 | 0-0      | .000 | 0-0     | .000  | 0        | 1   | 1   | 1.0  | 0   | 0  | 0   | 0   | 0   | 0   | 0    | 0.0  |  |  |
| Team      |                     |       |        |      |          |      |          |      |         |       | 32       | 30  | 62  |      |     |    |     | 6   |     |     |      |      |  |  |
| Total     |                     | 18    | 3625   |      | 586-1144 | .512 | 134-371  | .361 | 277-346 | .801  | 204      | 479 | 683 | 37.9 | 303 | 3  | 365 | 167 | 55  | 136 | 1583 | 87.9 |  |  |
| Opponents |                     | 18    | 3625   |      | 453-1078 | .420 | 142-439  | .323 | 225-315 | .714  | 185      | 397 | 582 | 32.3 | 316 | 6  | 217 | 230 | 57  | 89  | 1273 | 70.7 |  |  |

### Team Statistics

|                        | GONZ     | OPP      |
|------------------------|----------|----------|
| Scoring                | 1583     | 1273     |
| Points per game        | 87.9     | 70.7     |
| Scoring margin         | +17.2    | -        |
| Field goals-att        | 586-1144 | 453-1078 |
| Field goal pct         | .512     | .420     |
| 3 point fg-att         | 134-371  | 142-439  |
| 3-point FG pct         | .361     | .323     |
| 3-pt FG made per game  | 7.4      | 7.3      |
| Free throws-att        | 277-346  | 225-315  |
| Free throw pct         | .801     | .714     |
| F-Throws made per game | 15.4     | 12.5     |
| Rebounds               | 683      | 582      |
| Rebounds per game      | 37.9     | 32.3     |
| Rebounding margin      | +5.6     | -        |
| Assists                | 365      | 217      |
| Assists per game       | 20.3     | 12.1     |
| Turnovers              | 167      | 230      |
| Turnovers per game     | 9.3      | 12.8     |
| Turnover margin        | +3.5     | -        |
| Assist/turnover ratio  | 2.2      | 0.9      |
| Steals                 | 136      | 89       |
| Steals per game        | 7.6      | 4.9      |
| Blocks                 | 55       | 57       |
| Blocks per game        | 3.1      | 3.2      |
| Winning streak         | 2        | -        |
| Home win streak        | 8        | -        |
| Attendance             | 57022    | 44764    |
| Home games-avg/home    | 9-2388   | 9-4074   |
| Neutral site avg/home  | -        | 0-0      |

### Team Results

| Date       | Opponent             |     | Score  | Att.  |
|------------|----------------------|-----|--------|-------|
| 12/30/2024 | at Pepperdine        | W   | 89-82  | 1506  |
| 01/02/2025 | Portland             | W   | 81-50  | 9022  |
| 01/04/2025 | at LMU (CA)          | W   | 96-68  | 2369  |
| 01/08/2025 | San Diego            | W   | 93-80  | 6000  |
| 01/11/2025 | Washington St.       | W   | 88-75  | 6000  |
| 01/16/2025 | at Oregon St.        | Let | 89-97  | 9301  |
| 01/18/2025 | Santa Clara          | L   | 99-103 | 6000  |
| 01/25/2025 | at Portland          | W   | 105-62 | 4117  |
| 01/28/2025 | Oregon St.           | W   | 98-60  | 6000  |
| 02/01/2025 | at Saint Mary's (CA) | L   | 58-62  | 3500  |
| 02/06/2025 | LMU (CA)             | W   | 73-53  | 6000  |
| 02/08/2025 | at Pacific           | W   | 78-61  | 3178  |
| 02/13/2025 | San Francisco        | W   | 88-77  | 6000  |
| 02/15/2025 | Pepperdine           | W   | 107-55 | 6000  |
| 02/19/2025 | at Washington St.    | W   | 84-63  | 10219 |
| 02/22/2025 | Saint Mary's (CA)    | L   | 67-74  | 6000  |
| 02/25/2025 | at Santa Clara       | W   | 95-76  | 4200  |
| 03/01/2025 | at San Francisco     | W   | 95-75  | 6374  |





# 2024-25 Gonzaga Men's Basketball Combined Team Statistics All games

Page 1/1  
as of Mar 03, 2025

## Game Records

| Record         | Overall | Home | Away | Neutral |
|----------------|---------|------|------|---------|
| ALL GAMES      | 23-8    | 13-2 | 8-2  | 2-4     |
| CONFERENCE     | 14-4    | 7-2  | 7-2  | 0-0     |
| NON-CONFERENCE | 9-4     | 6-0  | 1-0  | 2-4     |

## Score by Periods

| Team      | 1st  | 2nd  | OT | TOT  |
|-----------|------|------|----|------|
| Gonzaga   | 1311 | 1382 | 23 | 2716 |
| Opponents | 994  | 1137 | 40 | 2171 |

## Team Box Score

| No.       | Player              |       |         |      | Total    |      | 3-Point  |      | F-Throw |       | Rebounds |     |      |      |     |    |     |     |     |     |      |      |  |  |
|-----------|---------------------|-------|---------|------|----------|------|----------|------|---------|-------|----------|-----|------|------|-----|----|-----|-----|-----|-----|------|------|--|--|
|           |                     | GP-GS | MIN     | AVG  | FG-FGA   | FG%  | 3FG-3FGA | 3FG% | FT-FTA  | FT%   | OFF      | DEF | TOT  | AVG  | PF  | DQ | A   | TO  | BLK | STL | PTS  | AVG  |  |  |
| 13        | IKE, Graham         | 31-29 | 689:09  | 22.2 | 200-334  | .599 | 11-29    | .379 | 116-146 | .795  | 66       | 164 | 230  | 7.4  | 87  | 2  | 43  | 51  | 18  | 21  | 527  | 17.0 |  |  |
| 99        | BATTLE, Khalif      | 31-27 | 805:11  | 26.0 | 122-280  | .436 | 48-142   | .338 | 107-114 | .939  | 12       | 96  | 108  | 3.5  | 68  | 1  | 45  | 46  | 2   | 30  | 399  | 12.9 |  |  |
| 11        | HICKMAN, Nolan      | 31-30 | 928:10  | 29.9 | 131-269  | .487 | 71-160   | .444 | 19-20   | .950  | 16       | 64  | 80   | 2.6  | 36  | 0  | 69  | 30  | 10  | 31  | 352  | 11.4 |  |  |
| 0         | NEMBARD, Ryan       | 31-31 | 1088:12 | 35.1 | 119-267  | .446 | 35-86    | .407 | 65-85   | .765  | 10       | 87  | 97   | 3.1  | 46  | 0  | 311 | 73  | 2   | 50  | 338  | 10.9 |  |  |
| 34        | HUFF, Braden        | 31-1  | 482:45  | 15.6 | 148-256  | .578 | 6-25     | .240 | 31-42   | .738  | 38       | 62  | 100  | 3.2  | 57  | 0  | 29  | 13  | 18  | 7   | 333  | 10.7 |  |  |
| 33        | GREGG, Ben          | 31-19 | 646:17  | 20.8 | 109-189  | .577 | 19-66    | .288 | 66-84   | .786  | 65       | 98  | 163  | 5.3  | 53  | 0  | 42  | 21  | 15  | 23  | 303  | 9.8  |  |  |
| 1         | AJAYI, Michael      | 30-13 | 593:42  | 19.8 | 73-160   | .456 | 8-41     | .195 | 52-74   | .703  | 53       | 113 | 166  | 5.5  | 52  | 0  | 25  | 22  | 10  | 23  | 206  | 6.9  |  |  |
| 4         | STROMER, Dusty      | 30-1  | 571:22  | 19.0 | 50-123   | .407 | 27-78    | .346 | 19-24   | .792  | 11       | 59  | 70   | 2.3  | 48  | 0  | 23  | 20  | 7   | 20  | 146  | 4.9  |  |  |
| 24        | DIAGNE, Ismaila     | 8-0   | 56:59   | 7.1  | 11-13    | .846 | 0-0      | .000 | 10-12   | .833  | 5        | 10  | 15   | 1.9  | 14  | 0  | 0   | 6   | 4   | 5   | 32   | 4.0  |  |  |
| 22        | YEO, Jun Seok       | 13-0  | 54:22   | 4.2  | 9-17     | .529 | 3-10     | .300 | 2-5     | .400  | 2        | 6   | 8    | 0.6  | 10  | 0  | 1   | 2   | 1   | 1   | 23   | 1.8  |  |  |
| 5         | INNOCENTI, Emmanuel | 27-3  | 305:06  | 11.3 | 18-49    | .367 | 8-28     | .286 | 1-2     | .500  | 13       | 33  | 46   | 1.7  | 36  | 0  | 25  | 4   | 6   | 16  | 45   | 1.7  |  |  |
| 10        | ARAUZMOORE, Joaquim | 4-0   | 10:19   | 2.6  | 2-6      | .333 | 1-3      | .333 | 0-0     | .000  | 2        | 2   | 4    | 1.0  | 0   | 0  | 0   | 0   | 0   | 1   | 5    | 1.3  |  |  |
| 15        | FEW, Joe            | 13-1  | 34:35   | 2.7  | 3-10     | .300 | 0-2      | .000 | 1-1     | 1.000 | 1        | 2   | 3    | 0.2  | 7   | 0  | 3   | 3   | 0   | 2   | 7    | 0.5  |  |  |
| 35        | HAALAND, Noah       | 3-0   | 08:51   | 3.0  | 0-1      | .000 | 0-1      | .000 | 0-0     | .000  | 0        | 3   | 3    | 1.0  | 2   | 0  | 0   | 0   | 0   | 0   | 0    | 0.0  |  |  |
| Team      |                     |       |         |      |          |      |          |      |         |       | 56       | 57  | 113  |      |     |    |     | 9   |     |     |      |      |  |  |
| Total     |                     | 31    | 6275    |      | 995-1974 | .504 | 237-671  | .353 | 489-609 | .803  | 350      | 856 | 1206 | 38.9 | 516 | 3  | 616 | 300 | 93  | 230 | 2716 | 87.6 |  |  |
| Opponents |                     | 31    | 6275    |      | 773-1869 | .414 | 232-764  | .304 | 393-538 | .730  | 305      | 703 | 1008 | 32.5 | 551 | 10 | 375 | 397 | 107 | 165 | 2171 | 70.0 |  |  |

## Team Statistics

|                        | GONZ     | OPP      |
|------------------------|----------|----------|
| Scoring                | 2716     | 2171     |
| Points per game        | 87.6     | 70.0     |
| Scoring margin         | +17.6    | -        |
| Field goals-att        | 995-1974 | 773-1869 |
| Field goal pct         | .504     | .414     |
| 3 point fg-att         | 237-671  | 232-764  |
| 3-point FG pct         | .353     | .304     |
| 3-pt FG made per game  | 7.6      | 7.5      |
| Free throws-att        | 489-609  | 393-538  |
| Free throw pct         | .803     | .730     |
| F-Throws made per game | 15.8     | 12.7     |
| Rebounds               | 1206     | 1008     |
| Rebounds per game      | 38.9     | 32.5     |
| Rebounding margin      | +6.4     | -        |
| Assists                | 616      | 375      |
| Assists per game       | 19.9     | 12.1     |
| Turnovers              | 300      | 397      |
| Turnovers per game     | 9.7      | 12.8     |
| Turnover margin        | +3.1     | -        |
| Assist/turnover ratio  | 2.1      | 0.9      |
| Steals                 | 230      | 165      |
| Steals per game        | 7.4      | 5.3      |
| Blocks                 | 93       | 107      |
| Blocks per game        | 3.0      | 3.5      |
| Winning streak         | 2        | -        |
| Home win streak        | 0        | -        |
| Attendance             | 99022    | 57838    |
| Home games-Avg/Game    | 15-6601  | 10-5784  |
| Neutral site-Avg/Game  | -        | 6-8981   |

## Team Results

| Date       | Opponent             |     | Score  | Att.  |
|------------|----------------------|-----|--------|-------|
| 11/04/2024 | Baylor               | W   | 101-63 | 12000 |
| 11/10/2024 | Arizona St.          | W   | 88-80  | 6000  |
| 11/15/2024 | UMass Lowell         | W   | 113-54 | 6000  |
| 11/18/2024 | at San Diego St.     | W   | 80-67  | 12414 |
| 11/20/2024 | Long Beach St.       | W   | 84-41  | 6000  |
| 11/27/2024 | vs West Virginia     | Lot | 78-86  | 959   |
| 11/28/2024 | vs Indiana           | W   | 89-73  | 2885  |
| 11/29/2024 | vs Davidson          | W   | 90-65  | 993   |
| 12/07/2024 | vs Kentucky          | Lot | 89-90  | 17846 |
| 12/14/2024 | vs UConn             | L   | 71-77  | 18933 |
| 12/18/2024 | Nicholls             | W   | 102-72 | 6000  |
| 12/21/2024 | Bucknell             | W   | 86-65  | 6000  |
| 12/28/2024 | vs UCLA              | L   | 62-65  | 12272 |
| 12/30/2024 | at Pepperdine        | W   | 89-82  | 1506  |
| 01/02/2025 | Portland             | W   | 81-50  | 9022  |
| 01/04/2025 | at LMU (CA)          | W   | 96-68  | 2369  |
| 01/08/2025 | San Diego            | W   | 93-80  | 6000  |
| 01/11/2025 | Washington St.       | W   | 88-75  | 6000  |
| 01/16/2025 | at Oregon St.        | Lot | 89-97  | 9301  |
| 01/18/2025 | Santa Clara          | L   | 99-103 | 6000  |
| 01/25/2025 | at Portland          | W   | 105-62 | 4117  |
| 01/28/2025 | Oregon St.           | W   | 98-60  | 6000  |
| 02/01/2025 | at Saint Mary's (CA) | L   | 58-62  | 3500  |
| 02/06/2025 | LMU (CA)             | W   | 73-53  | 6000  |
| 02/08/2025 | at Pacific           | W   | 78-61  | 3178  |
| 02/13/2025 | San Francisco        | W   | 88-77  | 6000  |
| 02/15/2025 | Pepperdine           | W   | 107-55 | 6000  |
| 02/19/2025 | at Washington St.    | W   | 84-63  | 10219 |
| 02/22/2025 | Saint Mary's (CA)    | L   | 67-74  | 6000  |
| 02/25/2025 | at Santa Clara       | W   | 95-76  | 4200  |
| 03/01/2025 | at San Francisco     | W   | 95-75  | 7034  |





## 2024-25 GONZAGA BASKETBALL | TV/RADIO ROSTER




**Ryan Nembhard**  
G | 6-0 | 180 | Sr.  
Aurora, Ontario




**Michael Ajayi**  
G | 6-7 | 228 | Sr.  
Kent, Wash.




**Steele Venters**  
G | 6-7 | 200 | RJr.  
Ellensburg, Wash.



**Braeden Smith**  
G | 6-0 | 170 | Jr.  
Seattle, Wash.




**Dusty Stromer**  
G | 6-6 | 200 | So.  
Sherman Oaks, Calif.




**Emmanuel Innocenti**  
F | 6-5 | 198 | So.  
Ranzanico, Italy



**Cade Orness**  
G | 6-3 | 185 | Fr.  
Poulsbo, Wash.



**Joaquim ArauzMoore**  
G | 6-1 | 175 | RJr.  
Ross, Calif.




**Nolan Hickman**  
G | 6-2 | 190 | Sr.  
Seattle, Wash.



**Graham Ike**  
F | 6-9 | 250 | RSr.  
Aurora, Colo.



**Graydon Lemke**  
F | 6-10 | 190 | Fr.  
Las Vegas, Nevada




**Joe Few**  
G | 6-0 | 170 | RJr.  
Spokane, Wash.



**Jun Seok Yeo**  
F | 6-8 | 218 | Jr.  
Seoul, Korea



**Ismaila Diagne**  
C | 7-0 | 237 | Fr.  
Nguekhokhe, Senegal




**Ben Gregg**  
F | 6-10 | 230 | Sr.  
Clackamas, Ore.



**Braden Huff**  
F | 6-10 | 250 | RSo.  
Glen Ellyn, Ill.



**Noah Haaland**  
F | 6-9 | 245 | RJr.  
Rathdrum, Idaho



**Khalif Battle**  
G | 6-5 | 185 | Gr.  
Hillside, N.J.



**Mark Few**  
Head Coach  
26th Season