

GONZAGA

2 FINAL FOURS | 14 SWEET 16 APPEARANCES | 26 NCAA TOURNAMENT APPEARANCES | 26 WCC SEASON TITLES

GAME 31 at San Francisco | March 1 | 8 p.m. | San Francisco | Chase Center



Gonzaga Radio Network (Learfield): Tom Hudson, ppx; Adam Morrison, analyst | Sirius XM: Channel 390
ESPN: Dave Flemming, ppx; Dan Dickau, analyst

GONZAGA BULLDOGS (22-8, 13-4) at **SAN FRANCISCO DONS** (23-7, 13-4)



Head Coach: Mark Few

26th year overall | Career Record: 737-151

26th year at Gonzaga | Record at GU: 737-151



Head Coach: Chris Gerlufsen

4th yr overall | Career Record: 73-37

3rd year at USF | USF Record: 65-32

THE OPENING TIP

► Gonzaga plays its final game of the regular season against San Francisco in the Chase Center Saturday at 8 p.m. The winner will be awarded the second seed in next week's Credit Union 1 West Coast Conference Championships, and earn a bye to the tournament semifinals on March 10.

► GU is coming off a 95-76 win at Santa Clara Tuesday. Graham Ike led the Zags with 24 points, Khalif Battle finished with 21 points and Nolan Hickman chipped in 11. Gonzaga shot 57.8 percent from the field, and dished out 22 assists.

► Ryan Nembhard broke the West Coast Conference for most assists in a single season (currently at 295, previous record was 284) and most assists in conference play, he is currently at 165.

► Nembhard became the 51st player in NCAA Div. 1 history to reach 800 career assists, and is now at 833. His 295 assists are first in the nation, to only 71 turnovers. He broke his own single season assist program record. Nembhard's 9.83 assists per game also tops the country. His 4.15 assist-to-turnover ratio is second.

► As a team, the Zags are first in the nation in assists per game at 19.8 and assist-to-turnover ratio at 2.05. Gonzaga's 344 assists are the most in conference play broke the league's record of 341 set by Loyola Marymount in 1989-90.

► GU is 2nd in the country at 87.4 points per game, 2nd in field goal percentage (50.2), and 4th in free-throw percentage (80.2).

► Since Jan. 24, Bart Torvik computer ratings ranks GU 10th in the nation, with the 17th best offense and 23rd best defense.

► Khalif Battle is second in the nation from the free-throw line at 93.8 percent (1st in WCC). Graham Ike (59.6%) is first in the WCC, and 18th in the country, in field goal percentage.

► Ike is fourth in the WCC averaging 17.8 points, while shooting a WCC-best 60.7 percent from the field in league games. He is third grabbing 8.1 rebounds per conference game.

► Gonzaga clinched its 28th straight 20-win season, which ranks as the second longest active run in the country. (Kansas 33)

► Mark Few was named one of 17 finalists for the Naismith Memorial Basketball Hall of Fame as a first-time nominee.

► Gonzaga clinched its 28th straight 20-win season, which ranks as the second longest active run in the country. (Kansas 33)

► Mark Few was named one of 17 finalists for the Naismith Memorial Basketball Hall of Fame as a first-time nominee.

► Gonzaga clinched its 28th straight 20-win season, which ranks as the second longest active run in the country. (Kansas 33)

► Mark Few was named one of 17 finalists for the Naismith Memorial Basketball Hall of Fame as a first-time nominee.

► Gonzaga clinched its 28th straight 20-win season, which ranks as the second longest active run in the country. (Kansas 33)

► Mark Few was named one of 17 finalists for the Naismith Memorial Basketball Hall of Fame as a first-time nominee.

► Gonzaga clinched its 28th straight 20-win season, which ranks as the second longest active run in the country. (Kansas 33)

SERIES HISTORY

Overall Gonzaga leads, 75-22
At home Gonzaga leads, 41-2
On the road Gonzaga leads, 27-18
Neutral floor Gonzaga leads, 8-2
Active streak Gonzaga, 31
First meeting Gonzaga won, 85-83, 1959
Last meeting Gonzaga won, 88-77, 2025
Few vs. San Francisco 54-4

THE MATCHUP



TEAM COMPARISON



	NCAA Rk	Category	NCAA Rk
87.4	2	Scoring Avg.	132
69.9	115	Opp. Scoring Avg.	57
17.5	3	Scoring Margin	57
50.2	2	FG Percentage	125
41.2	51	Opp. FG Percentage	125
34.9	123	3-PT FG Percentage	166
30.7	38	Opp. 3-PT FG Pct.	2
7.5	193	3-PT FG per Game	80
58.0	11	2-PT FG Percentage	51
80.2	4	FT Percentage	231
15.8	64	FT Made Per Game	130
56.1	22	Effective FG Pct	84
39.0	26	Rebounds Per Game	204
11.6	112	Offensive Reb PG	229
6.5	24	Rebounding Margin	198
19.8	1	Assists Per Game	160
9.7	18	Turnovers Per Game	183
3.3	29	Turnover Margin	122
2.05	1	Assist Turnover Ratio	172
7.5	101	Steals Per Game	175
3.0	218	Blocks Per Game	128
29.4	22	Bench Points PG	268
15.1	13	Fastbreak Pts PG	119
8		NET Ranking	60
2-6		Quad 1 Record	1-4
5-2		Quad 2 Record	3-3
4-0		Quad 3 Record	6-0
11-0		Quad 4 Record	12-0

THE GONZAGA ROTATION (Based on majority of games)

		Ht.	Wt.	Yr.	Hometown	PPG	RPG	AST	FG%	3FG%	FT%	MPG	
G	0	RYAN NEMBARD	6-0	180	Sr.	Aurora, Ontario	11.0	3.1	9.8	44.3	40.0	77.1	35.1
Leads nation in total assists and in asts per game and 2nd in assist-to-turnover ratio ... GU record 243 asts in 2023-24													
G	99	KHALIF BATTLE	6-5	185	Gr.	Hillside, N.J.	12.8	3.5	1.5	43.3	32.8	93.8	25.9
Second in the country at 106-for-113 from the free-throw line ... made 50 straight made free throws (second in GU history)													
G	11	NOLAN HICKMAN	6-2	190	Sr.	Seattle, Wash.	11.2	2.6	2.3	48.1	43.9	93.3	30.0
Preseason All-WCC ... 107-26 in career appearance ... last season 2nd in WCC 35.3 mpg, 2.8 3FGM per WCC game, 1st WCC													
F	33	BEN GREGG	6-10	230	Sr.	Clackamas, Ore.	9.3	5.2	1.4	57.7	27.1	77.5	20.6
Was on 2021 national runner-up team ... 135 career appearances, boasting 113-22 (.850) record in those games													
F	13	GRAHAM IKE	6-9	250	RSr.	Aurora, Colo.	17.1	7.5	1.4	59.6	35.7	79.4	22.2
Sporting News Midseason 3rd Team All-American ... Preseason All-WCC ... 2023-24 Honorable Mention AP All-American													
F	34	Braden Huff	6-10	250	RSr.	Glen Ellyn, Ill.	10.8	3.3	0.9	57.1	24.0	75.0	15.6
G	1	Michael Ajayi	6-7	228	Sr.	Kent, Wash.	7.1	5.7	0.9	46.5	20.5	70.3	20.2
G	4	Dusty Stromer	6-6	200	So.	Sherman Oaks, Calif.	5.0	2.4	0.8	40.5	34.6	79.2	19.5
G	5	Emmanuel Innocenti	6-5	198	So.	Ranzanico, Italy	1.5	1.6	0.9	34.9	29.2	50.0	10.9
C	24	Ismaila Diagne	7-0	237	Fr.	Nguekhokhe, Senegal	4.6	1.7	0.0	84.6	0.0	83.3	7.4

ATHLETIC COMMUNICATIONS

Barrett Henderson | Assistant AD, Communications | E: hendersonb@gonzaga.edu | O: (509) 313-4288

GAME 31: at SAN FRANCISCO

2024-25 SCHEDULE/RESULTS

OVERALL RECORD: 22-8

WCC: 13-4 | Non-Conference: 9-4

Home: 12-2 | Away: 7-2 | Neutral: 3-4

Date	GU Rank	Opp Rank	Opponent	TV	Time/Result
OCTOBER					
<i>Eisenhower Health's Charity Exhibition (Acrisure Arena, Palm Desert, Calif.)</i>					
26	6/7	RV/-	vs. USC (Exh.)	ESPN 2	L, 83-96
30	6/7	-/-	WARNER PACIFIC (Exh.)	ESPN 2	W, 109-52

NOVEMBER					
<i>Findlay Toyota Tip-Off (Spokane Arena, Spokane, Wash.)</i>					
4	6/7	8/8	vs. Baylor	ESPN 2	W, 101-63
10	6/7	RV/-	ARIZONA STATE	ESPN	W, 88-80
15	4/5	-/-	UMASS LOWELL	ESPN	W, 113-54
18	4/5	-/-	at San Diego State	ESPN	W, 80-67
20	3/4	-/-	LONG BEACH STATE	ESPN	W, 84-41
<i>Bad Boy Mowers Battle 4 Atlantis (Imperial Arena, Paradise Island, Bahamas)</i>					
27	3/4	-/-	vs. West Virginia	ESPN	L, 78-86 (OT)
28	3/4	14/16	vs. Indiana	ESPN 2	W, 89-73
29	3/4	-/-	vs. Davidson	ESPN 2	W, 90-65

DECEMBER					
<i>Seattle Tip-Off (Climate Pledge Arena, Seattle, Wash.)</i>					
7	7/8	4/6	vs. Kentucky	ESPN 2	L, 89-90 (OT)
<i>Hall of Fame Series (Madison Square Garden, New York City, N.Y.)</i>					
14	8/9	18/20	vs. UConn	FOX	L, 71-77
18	13/14	-/-	NICHOLLS	ESPN	W, 102-72
21	13/14	-/-	BUCKNELL	ESPN	W, 86-65
<i>West Coast Hoops Showdown (Intuit Dome, Inglewood, Calif.)</i>					
28	14/15	22/21	vs. UCLA	FOX	L, 62-65
30	19/19	-/-	at Pepperdine *	ESPN	W, 89-82

JANUARY					
<i>Community Cancer Fund Classic (Spokane Arena, Spokane, Wash.)</i>					
2	19/19	-/-	PORTLAND *	ESPN	W, 81-50
4	19/19	-/-	at Loyola Marymount *	ESPN	W, 96-68
8	18/18	-/-	SAN DIEGO *	ESPN	W, 93-80
11	18/18	-/-	WASHINGTON STATE *	ESPN	W, 88-75
16	16/16	-/-	at Oregon State *	ESPN	L, 89-97 (OT)
18	16/16	-/-	SANTA CLARA *	ESPN	L, 99-103
25	RV/RV	-/-	at Portland *	ESPN	W, 105-62
28	RV/RV	-/-	OREGON STATE *	ESPN 2	W, 98-60

FEBRUARY					
1	RV/RV	RV/RV	at Saint Mary's *	ESPN	L, 58-62
6	RV/RV	-/-	LOYOLA MARYMOUNT *	ESPN	W, 73-53
8	RV/RV	-/-	at Pacific *	ESPN	W, 78-61
13	RV/RV	-/-	SAN FRANCISCO *	ESPN	W, 88-77
15	RV/RV	-/-	PEPPERDINE *	ESPN	W, 107-55
19	RV/RV	-/-	at Washington State *	ESPN 2	W, 84-63
22	RV/RV	RV/24	SAINT MARY'S *	ESPN 2	L, 67-74
25	RV/RV	-/-	at Santa Clara *	ESPN	W, 95-76

MARCH					
1	RV/RV	-/-	at San Francisco *	ESPN	8 p.m.
<i>Credit Union 1 WCC Championships (Orleans Arena, Las Vegas, Nevada)</i>					
6	-/-	-/-	First Round	ESPN	TBD
7	-/-	-/-	Second Round	ESPN	TBD
8	-/-	-/-	Third Round	ESPN	TBD
9	-/-	-/-	Quarterfinals	ESPN / ESPN 2	TBD
10	-/-	-/-	Semifinals	ESPN / ESPN 2	TBD
11	-/-	-/-	Championship	ESPN	TBD

Home Games in BOLD CAPS | * West Coast Conference Game
All Times Pacific and are Subject to Change

STATISTICAL SPOTLIGHT

9

Gonzaga is the only program in the country to appear in each of the last nine Sweet 16s, matching the longest streak since the NCAA Tournament expanded.

15

GU is one of only two teams to win its opening-round NCAA Tournament game each of the last 15 tournaments, Kansas is the other at 17.

25

The Zags have made 25 consecutive NCAA Tournament Appearances, with 26 overall. The 25 straight berths is the third-longest current streak in the nation.

83.3

Mark Few boasts the best winning percentage among active coaches at 83.3 percent, which is the best in NCAA Div. 1 all-time with a minimum of 10 seasons.

148

Over the last five seasons, Gonzaga is a national-best 148-21 (87.6 percent). GU has won at least 25 games in each of the last 17 consecutive seasons.

ZAGS



2024-25 PLAYER NOTES



O Ryan Nemhard
G | 6-0 | 180 | Sr.
Aurora, Ont. | Creighton
Sport Management
pronounced NIM-hard

	PPG	RPG	APG	SPG	BPG	FG%	3FG%	FT%
24-25	11.0	3.1	9.8	1.6	0.1	44.3	40.0	77.1
WCC	10.2	2.9	9.7	1.4	0.1	43.9	39.1	67.6
CAREER	11.9	3.6	6.4	1.2	0.1	43.2	34.3	78.3
23-24	12.6	4.0	6.9	1.2	0.0	44.5	32.1	75.2
24WCC	13.8	4.0	6.8	1.4	0.0	51.9	46.0	61.7

Fun note: Older brother Andrew played at GU now with Pacers

Season Highs:	Points: 19-at San Diego State (11/18/24) Rebounds: 6-3x, last at OSU (1/16/25) Assists: 15-2x, last at SCU (2/25/25) Made 3s: 2-9x, last at SCU (2/25/25)
Career Highs:	Points: 30-Baylor (3/19/23) Rebounds: 11-2x, last at DePaul (3/4/23) Assists: 15-2x, last at SCU (2/25/25) Made 3s: 4-4x, San Diego (1/6/24)

Bob Cousy Watch List ... Preseason All-WCC ... 2023-24 1st Team All-WCC ... Set the single-season assist record with 243 total... Topped WCC with 6.8 assists per game, notching seven double-digit assist games ... 2021-22 Big East Freshman of the Year ... guided Canada to a bronze medal at the FIBA U19 World Cup in 2021.



1 Michael Ajayi
G | 6-7 | 228 | Sr.
Kent, Wash. | Pepperdine
Sociology
pronounced ah-JIGH-yee

	PPG	RPG	APG	SPG	BPG	FG%	3FG%	FT%
24-25	7.1	5.7	0.9	0.8	0.3	46.5	20.5	70.3
WCC	7.7	6.0	0.8	0.8	0.3	50.6	30.8	68.5
CAREER	12.7	8.0	1.4	0.9	0.4	46.5	39.2	70.4
23-24	17.2	9.9	1.9	0.9	0.5	46.7	47.0	70.9
24WCC	17.1	9.4	1.8	0.8	0.6	43.6	41.9	72.7

If he had a superpower he would choose being able to transport

Season Highs:	Points: 20-at Portland (1/25/25) Rebounds: 15-Portland (1/2/25) Assists: 2-6x, last at Santa Clara (2/25/25) Made 3s: 2-Oregon State (1/28/25)
Career Highs:	Points: 31-UNLV (11/17/23) Rebounds: 17-2x, last at Pacific (2/21/24) Assists: 5-2x, last at Idaho St. (11/28/23) Made 3s: 5-Portland (2/17/24)

Preseason All-WCC ... 2023-24 1st Team All-WCC ... led WCC with 17.1 points per game... Second in WCC with 9.9 rebounds per game... Had 11 20-point games and two 30-point outings... 2022 NWAC West Region MVP and West Region's FR of the Year, led Pierce with 20.2 points and 11.3 rebounds per game.



3 Braeden Smith
G | 6-0 | 170 | Jr.
Seattle, Wash.
Colgate
Philosophy

	PPG	RPG	APG	SPG	BPG	FG%	3FG%	FT%
24-25	12.0	4.7	5.0	1.6	0.1	43.1	33.0	80.6
WCC	12.5	5.5	5.6	1.9	0.1	39.3	31.1	78.6
CAREER	11.7	5.3	6.3	2.0	0.1	38.9	30.9	74.5
23-24	12.5	5.5	5.6	1.9	0.1	39.3	31.1	78.6
24PL	11.7	5.3	6.3	2.0	0.1	38.9	30.9	74.5

Lists his father as his role model; teaches him life lessons

Season Highs:	Points: 25-2x, last at Navy (1/6/24) Rebounds: 12-Lehigh (3/13/24) Assists: 10-Boston (2/7/24) Made 3s: 4-2x, Navy (2/3/24)
Career Highs:	Points: 25-2x, last at Navy (1/6/24) Rebounds: 12-Lehigh (3/13/24) Assists: 10-Boston (2/7/24) Made 3s: 4-2x, Navy (2/3/24)

Patriot League Player of the Year and First Team All-Conference ... Started all 70 games in 2023-24 ... Five 20-point games and three double-doubles... Ranked top 25 nationally in assists (196) and assists per game (5.6)... league tournament MVP... NABC All-District 2nd Team... 2022-23 Patriot League All-Rookie Team.



4 Dusty Stromer
G | 6-6 | 200 | So.
Sherman Oaks, Calif.
Notre Dame
Sport Management

	PPG	RPG	APG	SPG	BPG	FG%	3FG%	FT%
24-25	5.0	2.4	0.8	0.7	0.2	40.5	34.6	79.2
WCC	4.4	1.6	0.7	0.5	0.4	36.4	27.9	78.6
CAREER	4.9	3.0	1.0	0.7	0.4	38.8	35.3	82.1
23-24	4.8	3.3	1.1	0.6	0.5	37.1	35.8	81.1
24WCC	4.2	3.0	0.9	0.6	0.4	37.5	35.9	78.6

126k followers on Instagram with 31 posts from August 2020

Season Highs:	Points: 12-Portland (1/2/25) Rebounds: 6-4x, last San Diego (1/8/25) Assists: 2-5x, last Pepperdine (2/15/25) Made 3s: 3-Baylor (1/14/24)
Career Highs:	Points: 15-USC (12/2/23) Rebounds: 8-UCLA (11/22/23) Assists: 5-2x, last at USD (1/20/24) Made 3s: 4-USC (12/2/23)

Started first 15 games as a freshman, appearing in all 35 games... Five double-digit scoring games last season... Led HS to CIF D1 title by averaging 17.3 ppg, 5.4 rpg, 2.2 apg and 1.2 spg a senior ... A repeat selection to the L.A. Times All-Star Team and all-CIFSS open division team ... Four-star recruit according to ESPN and 247Sports.



5 Emmanuel Innocenti
F | 6-5 | 198 | So.
Ranzanico, Italy/ Tarleton St.
Undeclared Business Admin.
pronounced in-ah-CHIN-tee

	PPG	RPG	APG	SPG	BPG	FG%	3FG%	FT%
24-25	1.5	1.6	0.9	0.5	0.2	34.9	29.2	50.0
WCC	2.1	2.2	1.1	0.6	0.3	34.4	33.3	100.0
CAREER	4.6	4.4	2.1	1.2	0.2	39.8	30.4	78.9
23-24	6.6	6.4	2.9	1.7	0.2	40.6	30.8	80.0
24WAC	7.4	6.2	3.0	1.9	0.3	42.1	38.3	71.9

When home in Italy likes going to the beach and being with friends

Season Highs:	Points: 8-2x, last Pepperdine (2/15/25) Rebounds: 5-at Pacific (2/8/25) Assists: 5-at Portland (1/25/25) Made 3s: 2-2x, last Pepperdine (2/15/25)
Career Highs:	Points: 19-UT Arlington (1/4/24) Rebounds: 13-2x, Bakersfield (11/22/23) Assists: 8-at LMU (12/29/23) Made 3s: 3-at Seattle (2/10/24)

2023-24 WAC All-defensive and All-Freshman teams... One of five Texans to appear in all 35 games, making 33 starts... 1,109 minutes most by a freshman in Tarleton's D1 era... Among all freshmen in the nation, Innocenti ranked fourth in defensive rebounds per game (5.4), eighth in steals (1.7) and ninth in rebounds (6.4).



11 Nolan Hickman
G | 6-2 | 190 | Sr.
Seattle, Wash.
Wasatch Academy
Sport Management

	PPG	RPG	APG	SPG	BPG	FG%	3FG%	FT%
24-25	11.2	2.6	2.3	1.0	0.3	48.1	43.9	93.3
WCC	11.9	2.4	2.5	1.2	0.4	47.8	44.1	90.9
CAREER	9.7	2.3	2.3	0.9	0.3	46.3	40.3	85.5
23-24	14.0	2.3	2.7	1.0	0.3	47.1	41.3	88.3
24WCC	15.2	2.1	3.1	1.2	0.3	48.0	45.5	82.9

Started and runs youth health & wellness "Give Back Foundation"

Season Highs:	Points: 24-Santa Clara (1/18/25) Rebounds: 7-Washington State (1/11/25) Assists: 7-Pepperdine (2/15/25) Made 3s: 6-Santa Clara (1/18/25)
Career Highs:	Points: 24-2x, last Santa Clara (1/18/25) Rebounds: 7-2x, last WSU (1/11/25) Assists: 8-Baylor (12/2/22) Made 3s: 6-Santa Clara (1/18/25)

Preseason All-WCC ... 2023-24 Second Team All-Conference... 28 double-digit scoring games, four 20-point games... 2.8 3-pointers made per WCC game topped the league... Seven 5+ assist games in 2022-23 ... played in all 32 as a freshman ... 2021-22 WCC All-Freshman Team ... 24th-ranked Class of 2021



13 Graham Ike
F | 6-9 | 250 | RSr.
Aurora, Colo. | Wyoming
Business Administration
pronounced Eek-kay

	PPG	RPG	APG	SPG	BPG	FG%	3FG%	FT%
24-25	17.1	7.5	1.4	0.7	0.6	59.6	35.7	79.4
WCC	17.8	8.1	1.5	1.0	0.8	60.7	29.4	83.1
CAREER	16.9	7.8	1.1	0.6	0.5	56.5	33.9	74.6
23-24	16.5	7.4	0.9	0.6	0.7	60.9	36.8	78.4
24WCC	18.4	6.9	0.9	0.5	1.0	64.0	33.3	83.6

Movie buff; lists The Wood and Lion King as favorites

Season Highs:	Points: 28-vs. Kentucky (12/7/24) Rebounds: 19-San Diego (1/8/25) Assists: 4-2x, last at Portland (1/25/25) Made 3s: 1-9x, last USF (2/13/25)
Career Highs:	Points: 35-Denver (12/2/21) Rebounds: 19-San Diego (1/8/25) Assists: 4-2x, last at Portland (1/25/25) Blocks: 2-11x, last at Santa Clara (2/25/25)

Preseason All-WCC ... 2023-24 1st Team All-WCC ... Honorable Mention AP All-American... WCC ranks: 2nd in ppg, 2nd in FG%, 6th in rebounds... 10 double-doubles... 15 20-point games, including 9 of the last 10 games of 2023-24 ... Sat out 2022-23 with injury ... 2022-23 Preseason Mountain West Player of the Year.



22 Jun Seok Yeo
F | 6-8 | 218 | Jr.
Seoul, Korea | Korea Univ.
Sport Management
pronounced JUNE Suh-k YO

	PPG	RPG	APG	SPG	BPG	FG%	3FG%	FT%
24-25	1.9	0.7	0.1	0.1	0.1	56.3	33.3	40.0
WCC	1.2	1.0	0.0	0.0	0.2	50.3	33.3	-
CAREER	2.2	1.1	0.2	0.1	0.2	46.8	19.4	61.5
23-24	2.3	1.2	0.2	0.1	0.2	43.5	13.6	66.7
24WCC	1.3	0.7	0.1	0.2	0.1	35.7	0.0	75.0

Names Drake favorite musician and Kimchi soup as favorite food

Season Highs:	Points: 8-Umass Lowell (11/15/24) Rebounds: 3-Pepperdine (2/15/25) Assists: 1-Umass Lowell (11/15/24) Made 3s: 1-3x, last Pepperdine (2/15/25)
Career Highs:	Points: 10-Arkansas PB (12/5/23) Rebounds: 7-Eastern Or. (11/14/23) Assists: 4-Eastern Ore. (11/14/23) Made 3s: 2-MVST (12/11/23)

Appeared in 25 games, starting one in 2023-24... Attended the NBA Global Academy in Australia ... at 2021 FIBA U-19 World Cup in Latvia, Yeo avg'd a tournament-high 25.6 ppg, and 10.6 rpg which was 2nd in the event ... helped Korea's senior national team qualify for the FIBA Asia Cup 2021 avg'd 12.3 ppg and 4 rpg.




24 Ismaila Diagne
C | 7-0 | 237 | Fr.
Nguekhokhe, Senegal
Undeclared
is-MY-lah dee-yawn-ee

	PPG	RPG	APG	SPG	BPG	FG%	3FG%	FT%
24-25	4.6	1.7	0.0	0.7	0.6	84.6	-	83.3
WCC	4.5	2.3	0.0	0.5	0.3	85.7	-	100.0
CAREER	4.6	1.7	0.0	0.7	0.6	84.6	0.0	83.3

His favorite dinner dish is Chicken Vermicelli

Season Highs:	Points: 9-at Santa Clara (2/25/25) Rebounds: 4-at Santa Clara (2/25/25) Assists: Blocks: 2-Umass Lowell (11/15/24)
Career Highs:	Points: 9-at Santa Clara (2/25/25) Rebounds: 4-at Santa Clara (2/25/25) Assists: Blocks: 2-Umass Lowell (11/15/24)

Averaged 10.2 points, 7.8 rebounds, and 0.9 blocks for Real Madrid's Under-18 team ... Real Madrid won the Podgorica Tournament in 2023-24, and Diagne averaged 11 points and 7.8 rebounds in the event's four games ... Diagne appeared in four games in the Spanish Liga Endesa (ACB) with the Real Madrid national team.




33 Ben Gregg
F | 6-10 | 230 | Sr.
Clackamas, Ore.
Clackamas
Sport Management

	PPG	RPG	APG	SPG	BPG	FG%	3FG%	FT%
24-25	9.3	5.2	1.4	0.8	0.5	57.7	27.1	77.5
WCC	9.1	5.2	1.8	0.9	0.4	64.2	35.7	71.0
CAREER	6.3	3.9	0.9	0.6	0.6	52.9	35.1	72.1
23-24	9.0	5.7	1.2	1.2	0.7	54.1	37.7	72.9
24WCC	9.6	6.4	1.8	1.3	0.7	53.5	33.3	75.0

Face of several Spokane TV commercials through NIL

Season Highs:	Points: 24-2x, last at Portland (1/25/25) Rebounds: 13-at Oregon State (1/16/25) Assists: 5-3x, last at Pacific (2/8/25) Made 3s: 4-at Portland (1/25/25)
Career Highs:	Points: 24-2x, last at Portland (1/25/25) Rebounds: 13-at Oregon State (1/16/25) Assists: 5-5x, last at Pacific (2/8/25) Blocks: 3-3x, last vs. LMU (1/30/24)

Started last 19 games in 2023-24, appearing in all 35... Had at least one block or steal in 28 games ... 16 double digit scoring games... 7th-most WCC blocks in 2022-23... 17 appearances in 2021-22 ... graduated early, joined GU as a freshman in 2020-21, played in 18 games in 2020-21 ... No. 29 recruit in ESPN's top 100.



34 Braden Huff
F | 6-10 | 250 | RSo.
Glen Ellyn, Ill.
Glenbard West
Business Administration

	PPG	RPG	APG	SPG	BPG	FG%	3FG%	FT%
24-25	10.8	3.3	0.9	0.2	0.6	57.1	24.0	75.0
WCC	10.0	2.9	0.9	0.3	0.5	57.4	25.0	71.4
CAREER	10.1	3.4	0.7	0.3	0.7	58.3	31.1	62.9
23-24	9.3	3.4	0.5	0.3	0.7	59.8	33.8	55.4
24WCC	9.1	3.3	0.7	0.1	0.9	61.0	33.3	57.1

Names Ironman as the superhero that resonates the most with him

Season Highs:	Points: 25-Nicholls (12/18/24) Rebounds: 8-LMU (2/6/25) Assists: 4-vs. Davidson (11/29/24) Made 3s: 2-at San Diego State (11/18/24)
Career Highs:	Points: 26-at San Diego (1/20/24) Rebounds: 9-2x, Jack. St. (12/20/23) Assists: 4-vs. Davidson (11/29/24) Made 3s: 3-2x, Portland (2/7/24)

2023-24 All-WCC Freshman Team... Led WCC and was 13th in the country in 2-point FG% with 70%... 15 double-digit scoring games... Redshirted 2022-23 ... Four-star recruit ESPN and 247Sports Named Mr. Basketball in Illinois as senior, averaged 16.4 points, 5.7 rebounds, 3.2 assists and 1.3 steals while shooting 61 FG%.



99 Khalif Battle
G | 6-5 | 185 | Gr.
Hillside, N.J. | Arkansas
M.A. Organizational Leadership
pronounced KAY-liff

	PPG	RPG	APG	SPG	BPG	FG%	3FG%	FT%
24-25	12.8	3.5	1.5	1.0	0.1	43.3	32.8	93.8
WCC	13.6	3.0	1.5	1.0	0.1	43.9	31.6	94.5
CAREER	13.3	3.3	1.4	0.7	0.1	41.1	35.0	87.4
23-24	14.8	3.3	1.3	0.8	0.3	40.6	35.3	87.3
24SEC	14.2	3.2	1.3	1.0	0.4	39.5	31.4	88.9

Older brother Tyus was All-ACC in 2018 and 2019 at Syracuse

Season Highs:	Points: 26-at LMU (1/4/25) Rebounds: 7-Arizona State (11/10/24) Assists: 3-3x, last at Pepperdine (12/30/24) Made 3s: 4-5x, last Pepperdine (2/15/25)
Career Highs:	Points: 42-Missouri (2/24/24) Rebounds: 11-Tulsa (1/26/21) Assists: 6-MD Eastern Shore (12/20/22) Made 3s: 6-2x, Missouri (2/24/24)

Spent time at Butler, Temple, and Arkansas... Had 12 20-point games in 2023-24... Ranked 10th in the NCAA (1st in the AAC) in free throw percentage (89.8%) in 2022-23... Received a medical redshirt in 2021-22... 2020-21 Third Team All-AAC... In high school, was the 2018-19 Times of Trenton Boys Basketball Player of the Year.



GENERAL

Location..... Spokane, Wash.
Founded.....1887
Total Enrollment.....7,253
Undergraduate.....5,093
Master's Students.....1,407
Doctoral Students.....255
Law Students.....498
Campus Size.....152 acres
Nickname.....Bulldogs
Colors.....Navy and white
Conference.....West Coast (WCC)

ADMINISTRATION

President.....Dr. Thayne M. McCulloh
Alma Mater.....Gonzaga '89
Athletic Director.....Chris Standiford
Alma Mater.....Gonzaga '91
Athletic Phone.....(509) 313-4202
Ticket Office Phone.....(509) 313-6000

SPORTS INFORMATION

Asst. AD/Communications (MBB).....Barrett Henderson
Office Phone.....(509) 313-4288
Cell Phone.....(541) 805-5687
Email.....hendersonb@gonzaga.edu
SID Mailing Address
.....Gonzaga Athletics
.....502 E. Boone Ave.
.....Spokane, WA 99258-0066
Web Site.....www.GoZags.com
Twitter.....@ZagMBB
Instagram.....@ZagMBB
Facebook...../ZagMBB

RADIO INFORMATION

Gonzaga Sports Properties - Learfield
Contact.....Mark Livingston
Phone.....(509) 313-5729
Play-by-Play Announcer.....Tom Hudson
Email.....tomhudson@icloud.com
Analyst.....Adam Morrison
Coverage Area and Stations
Moses Lake.....KWIQ 1020 AM
Pasco.....KFLD 98.7 FM
Pasco.....KFLD 870 AM
Spokane.....KFOO 96.1 FM
Spokane.....KQNT 590 AM
St. Maries.....KOFK 1240 AM
Walla Walla.....KHSS 102.3 FM
Wenatchee.....KKRT 900 AM

MCCARTHEY ATHLETIC CENTER

Year Opened.....2004
Capacity.....6,000
Consecutive sellouts.....309 (11/19/04-present)
Straight sellouts overall.....328 (since 11/8/01)
Record.....289-20 (.939)
Undeclared seasons (last).....7 (2021-22)
Conference Record.....156-10 (.943)
Undeclared seasons (last).....12 (2021-22)

2024-25 ROSTER

NUMERICAL

No.	Name	Pos.	Ht.	Wt.	Yr.	Hometown/High School/College
0	Ryan Nembhard	G	6-0	180	SR	Aurora, ON/Montverde/Creighton
1	Michael Ajayi	G	6-7	228	SR	Kent, WA/Kentwood/Pepperdine
2	Steele Venters	G	6-7	200	RJR	Ellensburg, WA/Ellensburg/Eastern Washington
3	Braeden Smith	G	6-0	170	JR	Seattle, WA/Seattle Prep/Colgate
4	Dusty Stromer	G	6-6	200	SO	Sherman Oaks, CA/Notre Dame
5	Emmanuel Innocenti	F	6-5	198	SO	Ranzanico, Italy/ITC Piero Calamandrei/Tarleton State
7	Cade Orness	G	6-3	185	FR	Poulsbo, WA/North Kitsap
10	Joaquim ArauzMoore	G	6-1	175	RFR	Ross, CA/Branson
11	Nolan Hickman	G	6-2	190	SR	Seattle, WA/Wasatch Academy
13	Graham Ike	F	6-9	250	RSR	Aurora, CO/Overland/Wyoming
14	Graydon Lemke	F	6-10	190	FR	Las Vegas, NV/Faith Lutheran
15	Joe Few	G	6-0	170	RJR	Spokane, WA/Gonzaga Prep
22	Jun Seok Yeo	F	6-8	218	JR	Seoul, South Korea/NBA Global Academy/Yongsan/Korea U.
24	Ismaila Diagne	C	7-0	237	FR	Nguekhokhe, Senegal
33	Ben Gregg	F	6-10	230	SR	Clackamas, OR/Clackamas
34	Braden Huff	F	6-10	250	RSO	Glen Ellyn, IL/Glenbard West
35	Noah Haaland	F	6-9	245	RJR	Rathdrum, ID/Classical Christian/Allan Hancock College
99	Khalif Battle	G	6-5	185	GR	Hillside, NJ/Trenton Catholic/Arkansas

ALPHABETICAL

No.	Name	Pos.	Ht.	Wt.	Yr.	Hometown/High School/College
1	Michael Ajayi	G	6-7	228	SR	Kent, WA/Kentwood/Pepperdine
10	Joaquim ArauzMoore	G	6-1	175	RFR	Ross, CA/Branson
99	Khalif Battle	G	6-5	185	GR	Hillside, NJ/Trenton Catholic/Arkansas
24	Ismaila Diagne	C	7-0	237	FR	Nguekhokhe, Senegal
15	Joe Few	G	6-0	170	RJR	Spokane, WA/Gonzaga Prep
33	Ben Gregg	F	6-10	230	SR	Clackamas, OR/Clackamas
35	Noah Haaland	F	6-9	245	RJR	Rathdrum, ID/Classical Christian/Allan Hancock College
11	Nolan Hickman	G	6-2	190	SR	Seattle, WA/Wasatch Academy
34	Braden Huff	F	6-10	250	RSO	Glen Ellyn, IL/Glenbard West
13	Graham Ike	F	6-9	250	RSR	Aurora, CO/Overland/Wyoming
5	Emmanuel Innocenti	F	6-5	198	SO	Ranzanico, Italy/ITC Piero Calamandrei/Tarleton State
14	Graydon Lemke	F	6-10	190	FR	Las Vegas, NV/Faith Lutheran
0	Ryan Nembhard	G	6-0	180	SR	Aurora, ON/Montverde/Creighton
7	Cade Orness	G	6-3	185	FR	Poulsbo, WA/North Kitsap
3	Braeden Smith	G	6-0	170	JR	Seattle, WA/Seattle Prep/Colgate
4	Dusty Stromer	G	6-6	200	SO	Sherman Oaks, CA/Notre Dame
2	Steele Venters	G	6-7	200	RJR	Ellensburg, WA/Ellensburg/Eastern Washington
22	Jun Seok Yeo	F	6-8	218	JR	Seoul, South Korea/NBA Global Academy/Yongsan/Korea U.

COACHING AND SUPPORT STAFF

Head Coach: Mark Few (26th Season), Oregon, 1987
Assistant Coach: Brian Michaelson (12th Season), Gonzaga, 2005
Assistant Coach: R-Jay Barsh (Second Season) Puget Sound, 2007
Assistant Coach: Stephen Gentry (Fourth Season), Gonzaga, 2006
Assistant Coach: Zach Norvell Jr. (Second Season), Gonzaga, 2023
Assistant Coach - Director of Operations: Jorge Sanz (Sixth Season), Florida Atlantic, 2011
General Manager: Kurt Baumbauer (Third Season), Gonzaga, 2017
Video Coordinator: A.J. Few (First Season), Gonzaga, 2022
Strength and Conditioning: Travis Knight (19th Season), Gonzaga, 2000
Athletic Trainer: Josh Therrien (Ninth Season), Washington State, 2007
Graduate Assistant: JP Batista (Second Season), Gonzaga, 2006
Graduate Assistant: Mo Bethea III (First Season), Warner Pacific, 2020

PRONUNCIATION GUIDE

Gonzaga: Gone-ZAG-uh (Zag rhymes with "bag")
Graham IKE: Ee-kay
Michael AJAYI: ah-JIGH-yee
ISMAILA DIAGNE: Is-my-lah dee-yawn-knee
Emmanuel INNOCENTI: Inn-ah-CHIN-tee
JUN SEOK YEO: JUNE Suh-k YO
KHALIF Battle: KAY-liff

BREAKDOWN BY CLASS

Graduate (1): Battle
Senior (5): Ajayi, Gregg, Hickman, Ike, Nembhard
Junior (5): Few, Haaland, Smith, Venters, Yeo
Sophomore (3): Huff, Innocenti, Stromer
Freshman (4): ArauzMoore, Diagne, Lemke, Orness

HEAD COACH - MARK FEW



**NATIONAL
FINALIST**
2021 & 2017



**GOLD
MEDALIST**
2024



**22 REGULAR
SEASON TITLES**
19 WCC
TOURNAMENT TITLES
14-TIME WCC
COACH OF THE YEAR



25 APPEARANCES
13 SWEET SIXTEENS
5 ELITE EIGHTS
2 FINAL FOURS



**NATIONAL
COACH OF
THE YEAR**



Gonzaga University head coach Mark Few has established himself as one of the most successful coaches in NCAA Division I basketball annals in his 25 seasons at the helm, and in the process has made Bulldog basketball a household name across the country. He served as an assistant coach at GU for 10 seasons prior to take the reins of the program. Few has put together one of the most dominating runs in NCAA history, especially in the West Coast Conference. The Zags have won or shared 22 regular season league titles in his 25 seasons (all but the 1999-2000, 2011-12 and 2023-24 seasons) and taken home the conference tournament championship 19 times. The Bulldogs won or shared 11 straight West Coast Conference regular-season titles from 2000-11 and from 2012-23, which are the third-best streaks all-time in the NCAA Division I ranks behind UCLA's 13 Pac-10 Conference titles from 1967-79 and Kansas's 14 Big 12 Conference titles from 2005-18. Few led Gonzaga to the national championship game in the program's first-ever Final Four in 2017, and again in the second Final Four in 2021. Under Few, GU has appeared in five Elite Eight appearances (2015, 2017, 2019, 2021 and 2023) and 13 Sweet 16 appearances (2000, '01, '06, '09, '15, '16, '17, '18, '19, '21, '22, '23, '24). He has coached 22 All-Americans, nine Academic All-Americans, 102 all-conference selections, 17 WCC Players of the Year, 10 league newcomers of the year and nine league defenders of the year. Few has also cultivated NBA talent, including current NBA players in Domantas Sabonis, Kelly Olynyk, Zach Collins, Rui Hachimura, Brandon Clarke, Jalen Suggs, Corey Kispert, Chet Holmgren, Andrew Nembhard, Julian Strawther and Anton Watson. He also helped recruit and develop Dan Dickau, Richie Frahm, Adam Morrison, Jeremy Pargo, Elias Harris, Austin Daye, Rob Sacre, Ronny Turiaf, Kevin Pangos, Filip Petrushev, Killian Tillie and Joel Ayayi all NBA players. Morrison was the highest-drafted player in GU history when he was taken No. 3 overall by the Charlotte Bobcats in 2006, but Holmgren was taken second overall by the Oklahoma City Thunder in the 2022 draft.

Entering the 2024-25 Season, Few:

- Is the winningest active coach by percentage at .836 (688-135)
- Second fastest to 700 wins in NCAA Div. 1 history, reaching the milestone in 840 games
- Is in the Top 15 among active Division I coaches for most 20-win seasons with 25, never having won less than 20 games in a season ... Is first for most consecutive 20-win seasons for active coaches with 25

Few won a gold medal with Team USA at the Summer Olympics in Paris. He was an assistant coach for Team USA on the 2023 FIBA World Cup and the 2024 Olympics. The staff included Head Coach and Golden State Warriors Head Coach Steve Kerr, Miami Heat Head Coach Erik Spoelstra and Clippers Head Coach Tyrone Lue. Few boasts plenty of USA Basketball experience. Serving as an assistant coach at the 2018 USA National Team minicamp, Few was named an assistant coach for the 2019 USA Men's Select Team, a team that helped prepare the USA World Cup Team prior to playing in China. He returned in 2021 as an assistant coach for the USA Men's Select Team to help prepare the gold medalist U.S. Olympic Team prior to playing in Tokyo. He served as head coach of the 2015 U.S. Pan American Men's Basketball Team, a squad composed of collegiate players, and led the team to a bronze medal, and he also was an assistant coach for the gold medalist 2012 USA U18 National Team and a court coach for the 2009 USA Men's U19 World Cup/World University Games Team training camp.

Few will receive the John R. Wooden Award "Legends of Coaching" Award, presented by Principal Financial Group, in 2025. The "Legends of Coaching" honor recognizes coaches who exemplify Coach Wooden's high standard of coaching success and personal integrity.

For all that Few has accomplished on the court, his achievements off of it are equally impressive. In 2002, Mark and his wife Marcy initiated the Spokane branch of Coaches vs Cancer. The Few's annual event would become the largest Coaches vs Cancer fundraiser across the country. Quietly and without fanfare, Few has created a culture of giving at Gonzaga. In 2007, Gonzaga began hosting the Ronald McDonald House Charities Classic. For six seasons, these annual games helped raise over \$750,000 for Spokane's Ronald McDonald House. Building on their success with Coaches vs Cancer, the Fews and others in the Spokane region launched the Community Cancer Fund in 2014 to keep more money in the local market while devoting more resources to cancer patients, their families and the local organizations that serve them. In the last six years, the Community Cancer Fund has raised over 17 million dollars bringing the total raised over 18 years between the organizations to well over 25 million dollars. Among the highlights, the charity established a 3-million-dollar endowment to fund Camp Good Times, a week-long summer camp for kids with cancer. The Community Cancer Fund worked to increase lodging options for cancer patients and their families traveling to the region for treatment, which included the completion and opening of a 5-million-dollar Hospitality Center at Kootenai Health and a campus expansion of Spokane's Ronald McDonald House.

GAME 31: at SAN FRANCISCO

HEAD COACH

Year	Overall		Conf.		WCC	Post-Season
	W	L	W	L	Finish	
2025	22	8	13	4		
2024	27	8	14	2	2nd	NCAA Sweet 16
2023	31	6	14	2	T-1st	NCAA Elite Eight
2022	28	4	13	1	1st	NCAA Sweet 16
2021	31	1	15	0	1st	NCAA Runner-Up
2020	31	2	15	1	1st	NCAA Canceled
2019	33	4	16	0	1st	NCAA Elite Eight
2018	32	5	17	1	1st	NCAA Sweet 16
2017	37	2	17	1	1st	NCAA Runner-Up
2016	28	8	15	3	T-1st	NCAA Sweet 16
2015	35	3	17	1	1st	NCAA Elite Eight
2014	29	7	15	3	1st	NCAA 3rd Round
2013	32	3	16	0	1st	NCAA 3rd Round
2012	26	7	13	3	2nd	NCAA 3rd Round
2011	25	10	11	3	T-1st	NCAA 3rd Round
2010	27	7	12	2	1st	NCAA 2nd Round
2009	28	6	14	0	1st	NCAA Sweet 16
2008	25	8	13	1	1st	NCAA 1st Round
2007	23	11	11	3	1st	NCAA 1st Round
2006	29	4	14	0	1st	NCAA Sweet 16
2005	26	5	12	2	1st	NCAA 2nd Round
2004	28	3	14	0	1st	NCAA 2nd Round
2003	24	9	12	2	1st	NCAA 2nd Round
2002	29	4	13	1	1st	NCAA 1st Round
2001	26	7	13	1	1st	NCAA Sweet 16
2000	26	9	11	3	2nd	NCAA Sweet 16
TOTAL	737	151	359	40		

ASSISTANT COACH

Year	Overall		Conf.		WCC	Post-Season
	W	L	W	L	Finish	
1999	28	7	12	2	1st	NCAA Elite Eight
1998	24	10	10	4	1st	NIT - 2nd Round
1997	15	12	8	6	T-4th	
1996	21	9	10	4	T-1st	NIT
1995	21	9	7	7	4th	NCAA
1994	22	8	12	2	1st	NIT 2nd Round
1993	19	9	10	4	2nd	
1992	20	10	8	6	3rd	

GRADUATE ASSISTANT COACH

Year	Overall		Conf.		WCC	Post-Season
	W	L	W	L	Finish	
1991	14	14	5	9	4th	
1990	8	20	3	11	8th	

WCC Regular-Season Titles (25)

2013-23; 2001-11; 1998-99; 1996; 1994

WCC Tournament Titles (21)

2020-23; 2013-18; 2009-11; 2004-07; 1999-02; 95

WCC Tournament Championship Games (29)

1998-2024; 1995-96; 1992

NCAA Tournament Appearances (25)

1999-2024; 1995

NIT Appearances (3) 1998, 1996, 1994

ZAGS



SCOUTING THE DONS

- San Francisco has won three straight games, and seven of its last eight, including a 74-72 win at Oregon State Wednesday. Veniamin Abosi made a three-pointer with 10 seconds left to win the game for USF. It was Abosi's second made shot of the game, and fifth made three of the season.
- In the win at Oregon State, the Dons rallied from a 12-point deficit late in the first half. Marcus Williams scored 21 points, going 5-of-8 from three-point range, and dished out four assists. Malik Thomas and Tyrone Riley IV contributed 14 and 12 points. Saba Gigiberia came off the bench and scored 10 points with seven rebounds in 17 minutes.
- Thomas leads the conference in scoring at 19.3 points per outing, and 20.3 per league game. He also tops the WCC with 1.7 steals per contest.
- Williams is seventh in the WCC adding 14.7 points, and seventh dishing out 4.5 assists per game.
- USF leads the conference, and is second in the nation, in three-point defense allowing only 27.4 percent shooting.

SERIES INFO

- This is the 98th all-time meeting between GU and San Francisco. The Bulldogs have a 75-22 advantage in the series.
- Gonzaga is 54-4 against San Francisco under Mark Few.
- The Zags have won 31 straight versus the Dons. USF's last win in the series came on Feb. 18, 2012, 66-65, at USF.
- In the first meeting this season in Spokane on Feb. 13, Gonzaga beat San Francisco 88-77. Three Bulldogs finished with double-doubles, and five total finished in double-digit scoring with a sixth at nine points. Graham Ike finished with 18 points and 13 rebounds, while Ryan Nembhard had 18 points and 13 assists. The game was tied at 38 at halftime, before GU opened the second half on a 20-8 run.
- In last season's meeting in San Francisco, No. 23 Gonzaga pulled away from the Dons for an 86-68 in the Chase Center. Graham Ike led with 26 points, while Nolan Hickman scored 22 points and Ryan Nembhard added 15. The Zags led 35-34 at halftime, before opening the second half on a 13-0 run.
- Gonzaga has won 35 in-a-row in Spokane in the series, including all 20 in the McCarthy Athletic Center.
- The Bulldogs are 41-2 against USF in Spokane all-time. The Dons last won in Spokane in 1989, 67-64.
- GU is 27-18 all-time at San Francisco. The Bulldogs have won the last 12 matchups at USF.
- The Zags and Dons have met in the WCC semifinals in five of the last seven tournaments, including the last two.
- San Francisco edged GU, 64-62, in the first-ever meeting at USF on Jan. 28, 1961.

UP NEXT

- The Zags will head to Las Vegas for the West Coast Conference Championships.
 - Gonzaga is 66-17 all-time in the West Coast Conference Tournament with 21 titles and 30 finals appearances, including each of the last 27 seasons.
 - The Bulldogs are 52-6 under Mark Few in the WCC Tournament with title-game appearances in all 25 seasons.
 - The Zags are 33-4 in the WCC Tournament since 2009, when the event moved to Las Vegas.
 - GU's four losses in the event in Las Vegas have all been to Saint Mary's, the 2010, 2012, 2019, and 2024 finals.
 - The Bulldogs were 34-13 in the conference tournament prior to it coming to Vegas.
 - The Zags have never lost an opening game of the tournament in Las Vegas, winning all 16.
 - Gonzaga has won the opening game of tournament the past 27 years, dating back to a loss in 64-59 in the 1997 quarter-
- GAME 31: at SAN FRANCISCO**

- finals to fourth-seeded San Diego as a fifth-seed.
- The Bulldogs are 32-6 in opening games at the event.
 - Gonzaga has won in the WCC tournament semifinals in each of the past 27 years. The Zags last loss in the WCC semifinals was 1994, 83-75, to San Diego in Santa Clara.
 - The Bulldogs are 30-2 in semifinal games at the tournament, winning all 16 in Las Vegas.
 - Gonzaga is 12-4 in the WCC Tournament finals played in Las Vegas, and 21-9 in championship games overall.

VIE FOR BYES IN VEGAS

- Gonzaga is a win away from clinching one of the top two seeds in the 2025 Credit Union 1 West Coast Conference Championships at the Orleans Arena in Las Vegas.
- The top two seeds earn home byes in the postseason event to the semifinals on March 10.
- Gonzaga has been the top seed in the WCC Tournament in 11 of the 15 years that the event has been in Las Vegas since 2009. The other four years, GU has been the two-seed.

BACK IN THE CHASE CENTER ...

- Gonzaga returns to the Chase Center, home of the Golden State Warriors, where it is 1-1 in its two appearances.
- In last season's penultimate game of the regular season slate, the Bulldogs pulled away from USF, 86-68. The win clinched the second-seed and a bye to the WCC Tournament semifinals for GU.
- In the 2022 NCAA West Regional Semifinal, the top-seeded Zags were upset by fourth-seed Arkansas, 74-68, in the Sweet 16. Sophomore Nolan Hickman played 13 minutes.
- The Chase Center is home to the West Regional Semifinals and Finals in this year's NCAA Tournament.

IZZO'S NIGHT

- Freshman Ismaila Diagne had a breakout performance in the 95-76 win at Santa Clara.
- In his seventh appearance of the season, Diagne played a career-high 17:56 minutes, with a plus-minus of 24.
- He made all four of his shots from the field, and his only free-throw, and finished with nine points.
- The Senegal native grabbed four records and blocked a shot.

THE POINT GOD

- Nembhard's 9.8 assists per game tops the nation. Purdue's Braden Smith is second at 8.7.
- Entering the win at Santa Clara, Nembhard needed five assists to break Emmett Naar of Saint Mary's assist record of 284 set in 2017-18. Nembhard matched his career-high with 15 assists in the road victory to set a new single season conference assist record.
- Nembhard broke his own school record from most in a single season in program history in the win at Pacific.
- Nembhard became the first Zag with two 200+ assists in a single season:
 1. *Ryan Nembhard (2024-25)* - 295
 2. *Ryan Nembhard (2023-24)* - 243
 3. *Josh Perkins (2018-19)* - 234
 4. *Matt Santangelo (1999-00)* - 225
 5. *Blake Stepp (2003-04)* - 207
 6. *John Stockton (1983-84)* - 201
- Nembhard became the first player in the country to eclipse the 100 and 200-assist marks this season.
- Nembhard's 4.15 assist-to-turnover ratio is third in the country. (CJ Fulton, Charleston 4.71)
- He is currently second in the West Coast Conference at 35:07 minutes per game.
- Nembhard currently leads the WCC averaging 9.7 assists

SEASON RECORDS

TEAM
Broke - WCC Season Assist (WCC games)
On Pace - WCC Season FT Percentage (Overall)
Broke - Gonzaga Game Assist
On Pace - Gonzaga Season FT Percentage
3rd - Gonzaga Season Scoring Average
4th - Gonzaga Season Assist

RYAN NEMBHARD
Broke - Canadian NCAA Division 1 Career Assist
Broke - WCC Season Assist (WCC games)
Broke - WCC Season Assist (Overall games)
Broke - Gonzaga Season Assist
6th - Gonzaga Career Assist
11th - NCAA Season Assist Average
22nd - NCAA Season Assist
37th - NCAA Career Assist

KHALIF BATTLE
3rd - WCC FT Percentage (Overall games)
8th - WCC FT Percentage (WCC games)
2nd - Gonzaga Season FT Percentage

PRESEASON AND IN-SEASON NODS

- Ryan Nembhard
No. 61 - *Lindy's Magazine* Top 150 Players
Lindy's Magazine All-Ironman Team
Lindy's Magazine First Team All-WCC
Lindy's Magazine WCC Top Playmaker
The Athletic HM Preseason All-American
No. 26 - CBS Sports Top 100 Players
Bob Cousy Preseason Watch List
Naismith Player of the Year Preseason Watch List
Wooden Award Preseason Watch List
Lute Olson Award Early Season Watch List
Wooden Award Midseason Top 25 Watch List
Oscar Robertson Trophy Midseason Watch List
Bob Cousy Top 10 Watch List
Wooden Award Late Midseason Top 20 Watch List
Naismith Player of the Year Midseason Team

- Graham Ike
No. 17 - *Lindy's Magazine* Top 150 Players
Blue Ribbon Magazine Third Team All-American
Blue Ribbon Magazine All-Conference Team
Blue Ribbon Magazine WCC Player of the Year
Lindy's Magazine First Team All-WCC
Lindy's Magazine WCC Player of the Year
Jon Rothstein's Third Team All-American
The Athletic Second Team Preseason All-American
No. 52 - CBS Sports Top 100 Players
Karl Malone Preseason Watch List
Naismith Player of the Year Preseason Watch List
Wooden Award Preseason Watch List
Oscar Robertson Trophy Midseason Watch List
Karl Malone Top 10 Watch List
Naismith Player of the Year Midseason Team

- Michael Ajayi
No. 29 - *Lindy's Magazine* Top 150 Players
Blue Ribbon Magazine All-Conference Team
Lindy's Magazine First Team All-WCC
Lindy's Magazine WCC Top NBA Prospect
No. 53 - CBS Sports Top 101 Transfers
Julius Erving Preseason Watch List

- Nolan Hickman
No. 91 - *Lindy's Magazine* Top 150 Players
Lindy's Magazine Second Team All-WCC
Lindy's Magazine WCC Top Shooter

- Khalif Battle
No. 142 - *Lindy's Magazine* Top 150 Players
Lindy's Magazine Third Team All-WCC
Blue Ribbon Magazine WCC Newcomer of the Year
No. 73 - CBS Sports Top 101 Transfers

- Ben Gregg
Lindy's Magazine Third Team All-WCC

- Braden Huff
Jon Rothstein's Twenty Breakout Players

ZAGS



per league game. The conference record is 9.2 set by Orlando Smart of San Francisco in 1991. Nembhard needs three assists versus USF to break the record.

- Nembhard tops the country among active leaders in career assists with 833. Dajuan Harris Jr. of Kansas is second at 830. Nembhard's 6.46 assist career average is fourth among active leaders, and his 2.65 assist to turnover is sixth.

- The Gonzaga program career assist record is 712 set by Josh Perkins (2015-19), Nembhard's two-year Gonzaga total of 537 assists ranks sixth in GU's all-time Top 10. John Stockton is fifth at 554 from 1981-84.

- Nembhard has 17 double-digit assist outings, the most in the country, out of the 30 games this season, with a conference-best 12 double-doubles (14th in NCAA D1).

- Last season, Nembhard became the first Bulldog to have back-to-back double-digit assist games since Derek Raivio had 11 assists versus Portland State and 13 assists against Montana to open the 2004-05 season.

- Nembhard was the first Zag to get back-to-back double-doubles with assists since Dan Dickau on Jan. 12 and 13, 2001 (13 pts, 10 asts at USF and 15 pts, 12 asts at SMC).

- From statistician Jared Berson,
Gonzaga's Ryan Nembhard did it again in January.

- 8 games

- 84 assists (10.5 APG)

- 14 turnovers

- 6/1 assist/turnover ratio

- *There have now been 2 months in the last 15 years in which a player averaged 10 assists & a 5/1 or better A/TO ratio and Nembhard has both this season.*

- *Nembhard in 8 games in November:*

- 86 assists (10.8 per game)

- 14 turnovers

- *That's a 6.14/1 assist to turnover ratio.*

- *He's the only player in the last 15 seasons to average 10 assists & a 5/1 or better A/TO ratio in any calendar month with at least 5 games played.*

- He set a new Canadian record for career assists by a NCAA Div. 1 player.

Current All-Time Canadian D1 Assists Leaders:

1. Ryan Nembhard (Creighton/Gonzaga) 833

2. Marcus Carr (Pittsburgh/Minnesota/Texas) 747

3. Andrew Nembhard (Florida/Gonzaga) 691

- No Canadian player in Div. 1 has averaged more than seven assists per game.

- Only five players have finished a season averaging double-digit assists per game over the last 30 years ...

1. Yuri Collins (St. Louis, 2022-23): 10.1 apg

2. Nelson Haggerty (Baylor, 1994-95): 10.1 apg

3. Ja Morant (Murray State, 2018-19): 10.0 apg

4. Chris De La Rosa (UMBC, 2011-12): 10.0 apg

5. Jason Brickman (LIU Brooklyn, 2013-14): 10.0 apg

- Nembhard finished with a career-high and single game tournament record 14 assists against Davidson in the Battle 4 Atlantis. He totaled 39 assists in the three-game event, setting a new tournament record, to just eight turnovers.

WCC Single Season Assist Record – All Games

1. Ryan Nembhard, GU (2024-25): 295

2. Emmett Naar, SMC (2017-18): 284

3. Terrell Lowery, LMU (1990-91): 283

4. Kyle Collinsworth, BYU (2015-16): 275

5. Corey Gaines, LMU (1987-88): 271

WCC Single Season Assist Record – WCC Games

1. Ryan Nembhard, GON (2024-25): 165
GAME 31: at SAN FRANCISCO

2. Kyle Collinsworth, BYU (2015-16) 136

3. Emmett Naar, SMC (2017-18): 133

4. Orlando Smart, USF (1990-91): 129

5. Terrell Lowery, LMU (1990-91): 122

MILESTONE WATCH

- Ryan Nembhard moved to No. 25 in NCAA D1 history for most assists in a single season at 295. Six away from Top 20, and 30 away from Top 10.

- Nembhard's 833 career assists ranks 35th all-time in NCAA D1 history. He is 30 assists away from Top 25.

- Ben Gregg's 136 appearances ranks 10th all-time in program history, one behind Sam Dower and Corey Kispert for eighth. Two behind David Stockton (7th).

- Nolan Hickman's 134 career appearances are 14th.

- Nolan Hickman is three made threes away from ninth all-time in GU career history (Gary Bell Jr., 219).

- Gregg is three wins (114) from ninth in program history in career victories, and Hickman (108) is eight away from tenth.

20/28 VISION

- GU has clinched its 28th straight 20-win season.

- The Zags' 28-straight 20-win seasons rank second for the longest active run in the country. (Kansas 33)

- Prior to the previous 27 seasons, the Bulldogs reached 20 wins in a season eight times since 1907-08.

- Gonzaga has won at least 25 games in each of the last 17 consecutive seasons, which is a NCAA Div. 1 record.

GETTING DEFENSIVE

- Since losses to Oregon State and Santa Clara, the Zags have held seven of their 10 opponents under 65 points and 41 percent shooting. The exceptions were San Francisco scoring 77 points at 43 percent shooting from the field, Saint Mary's scored 74 points and shot 45 percent and Santa Clara finished with 76 points on 40 percent shooting.

- Gonzaga was 8-2 over that 10 game stretch with the losses coming to Saint Mary's. The Gaels were 38 percent from the field in the game in Moraga.

- The Bulldogs held five of those opponents under 39 percent shooting from the field.

A CLOSER LOOK

- Gonzaga's eight losses were by a combined 41 points and all by single digits, with the largest margin being eight points in overtime away from home losses.

- All but two of the Bulldogs' wins have been by double-digits, the second game of the season against Arizona State (88-80) and at Pepperdine on Dec. 30 (89-82).

- Three of the losses have been in overtime and two have been by one possession.

- GU led for double-digit minutes in five of those eight games, and the majority of the time in three.

- Gonzaga led in the second half at some point in each loss but the UConn game and Saint Mary's home game. The Bulldogs and UConn were tied in the second half.

- GU trailed at half in five of those games, three by one possession, by three to UConn, by two to UCLA, and by one at Oregon State.

COMPUTER LOVE

- The Zags are receiving stellar rankings from the metrics.

Opta Analyst: 7

NET: 8

HISTORY

First Season.....1908

All-time Record 1,838-1,125 (.619)

NCAA Tournament Appearances26

Record46-25

Last (Round)2024 (Sweet 16)

Consecutive 25 (1998-present)

NCAA Sweet 16 Appearances (last)..... 14 (2024)

NCAA Elite Eight Appearances (last)6 (2023)

NCAA Final Four Appearances (last).....2 (2021)

NIT Appearances (last).....3 (1998)

WCC Championships (last) 26 (2023)

WCC Tournament titles (last) 21 (2023)

TEAM INFORMATION

2023-24 Record 27-8

Home13-2

Away8-2

Neutral6-4

WCC Record14-2

Home7-1

Away7-1

Finish.....Second

TournamentRunner-up

NCAA Tournament..... Sweet 16

Associated Press Final Ranking..... 15

USA Today Final Ranking..... 16

Starters Returning/Lost..... 4/1

Letterwinners Returning/Lost..... 8/4

Points/Rebounds Returning 81 percent/71 percent

COACHES AND STAFF

Head Coach Mark Few

Alma Mater..... Oregon '87

Record at Gonzaga..... 737-151 (26)

Overall Record 737-151 (26)

Assistant Coach.....Brian Michaelson

Alma Mater.....Gonzaga '05

Season on staff12th

Assistant Coach.....R-Jay Barsh

Alma Mater.....Puget Sound '07

Season on staffSecond

Assistant Coach.....Stephen Gentry

Alma Mater.....Gonzaga '06

Season on staffFourth

Assistant Coach.....Zach Norvell Jr.

Alma Mater.....Gonzaga '23

Season on staffSecond

Assistant Coach - Director of Operations.....Jorge Sanz

Alma Mater.....Florida Atlantic '11

Season on staffSeventh

General Manager.....Kurt Baumbauer

Alma Mater.....Gonzaga '17

Season on staffFourth

Video CoordinatorAJ Few

Alma Mater.....Gonzaga '22

Season on staffFirst

Strength and Conditioning CoachTravis Knight

Alma Mater.....Gonzaga '00

Season on staff19th

Graduate Assistant.....JP Batista

Graduate Assistant.....Mo Bethea III

Athletic Trainer.....Josh Therrien

Administrative Assistant.....Shaniqua Nilles

Academic Support Services.....Colette Yamaoka

Creative Director - Recruiting.....Matt Villareal

ZAGS



Evan Miyakawa: 9
ESPN BPI: 10
Bart Torvik: 12

KenPom: 9
Haslametrics: 12

SPEAKING OFFENSIVELY

- GU is first in the nation in assists per game at 19.8 and in assist-to-turnover ratio at 2.05.
- The program record for assist average is 18.8 per game in 2020-21. The last WCC team to average 20 assists per game at the end of the season was Loyola Marymount in 1989-90 at 23.8, the league record.
- The Bulldogs are averaging 20.24 assists in conference play, which leads the league by three assists.
- GU's 344 assists are the most in conference play broke the league's record of 341 set by Loyola Marymount in 1989-90.
- The Zags are second in the country averaging 87.4 points and second in field goal percentage (50.2).
- The program record for most points averaged per game is 90.9 in 2020-21, with 87.6 in 2018-19 second.
- GU is third in the country in points per possession at 1.189, and first making 32.0 field goals per game.
- The Zags are first in the country getting 49 points per game from two-pointers, after being top five in the nation in the category the last three seasons.
- Gonzaga is third in the nation averaging 42.2 points per first half and fourth in second half scoring 44.4.

GONZAGA LOVES FEBRUARY

- Since 2016-17, the Bulldogs are 64-7 in the month of February, that 91 percent win percentage tops the nation over that span.
- GU is 35-5 in February since 2020-21, which is second in the country, with all five losses to Saint Mary's. Vermont's 32-3 leads the nation. SMC is 13th at 29-8.
- Over the last 10 seasons, Gonzaga leads the country in February at 78-9 (89.4 percent).

TEAMWORK MAKES THE DREAM WORK

- Gonzaga dished out a record 33 assists in a 107-55 victory over Pepperdine in Spokane. The Bulldogs broke the program's 45-year-old team assist record.
- The Bulldogs' previous single game team assist record was 32 set versus Loyola Marymount on Jan. 19, 1980.
- GU had 33 assists on 45 made shots from the field against Pepperdine. Seven Zags finished with multiple assists in the win, including Nolan Hickman who was one of his career-high with seven.

FAMILIAR TERRITORY

- GU is one of the best the nation in key offensive categories again this season. Here's a look at recent years.

	PPG	FG%	2pt FG%	Margin
2024-25	87.4 (2nd)	50.2 (2nd)	58.0 (10th)	17.5 (3rd)
2023-24	84.5 (8th)	51.8 (2nd)	58.3 (7th)	15.4 (4th)
2022-23	87.5 (1st)	52.9 (1st)	58.9 (2nd)	14.6 (2nd)
2021-22	87.2 (1st)	52.1 (1st)	60.4 (2nd)	21.0 (1st)
2020-21	91.0 (1st)	54.9 (1st)	63.9 (1st)	21.3 (1st)
2019-20	87.4 (1st)	51.5 (2nd)	57.4 (2nd)	19.6 (1st)
2018-19	87.6 (1st)	52.6 (1st)	61.4 (1st)	22.8 (1st)

FEW NAMED HALL OF FAME FINALIST

- Gonzaga head coach Mark Few is one of 17 Finalists for the Naismith Memorial Basketball Hall of Fame announced at NBA All-Star Weekend.
- Few was named a first-time nominee in December.
- The Finalists will be put forward to the Honors Committee to be considered for election as members of the Class of **GAME 31: at SAN FRANCISCO**

2025. The new class will be announced in San Antonio on April 5, at the NCAA Men's Final Four.

IKE NAMED TO MALONE TOP TEN

- Graham Ike was named one of the 10 candidates for the 2025 Karl Malone Power Forward of the Year Award the Naismith Memorial Basketball Hall of Fame.
- Named after Class of 2010 Hall of Famer and two-time NBA Most Valuable Player Karl Malone, the annual honor in its 10th year recognizes the top power forwards in Division I men's college basketball. A national committee of top college basketball personnel determined the watch list.
- In March, the Top 10 list will be narrowed to just five, and in late March, the five finalists will be presented to Malone and the Hall of Fame's selection committees, where winners will be selected.

NEMBARD NAMED TO COUSY TOP TEN

- Ryan Nembhard was named one of the 10 candidates for the 2025 Bob Cousy Point Guard of the Year Award the Naismith Memorial Basketball Hall of Fame.
- Named after Class of 1971 Hall of Famer and former Boston Celtic and Holy Cross guard Bob Cousy, the annual honor now in its 22nd year recognizes the top point guards in Division I.

BENEFITTING FROM THE CHARITY STRIPE

- Gonzaga is fourth in the nation making 80.2 percent from the free-throw line.
- The program record is 79 percent set in 1988-89. The best free-throw shooting team under Mark Few was in 2005-06, when the Zags made 78.2 percent.
- Khalif Battle is second in the nation from the line at 93.8 percent (106-for-113). He made 34-of-35 from the line in the last seven games, including 15-for-16 versus LMU, which set a new McCarthy Athletic Center record for most makes.
- Graham Ike is ninth in the conference at 79.4 percent (112-of-141) from the free-throw line, with the fifth-most made free-throws in the WCC.
- The Bulldogs went 27-of-31 from the free-throw line in the win at San Diego State. The last time Gonzaga shot 85 percent with 30 or more free throw attempts was versus Santa Clara on Jan. 16, 2020. The last time GU did it on the road was at Santa Clara on Jan. 5, 2013.
- Over the three games at the Battle 4 Atlantis, GU made 54 of its 59 free throws (91.5 percent). The Bulldogs were 21-of-22 in the win over Indiana. Ben Gregg was 16-of-17 from the line in the tournament.

THERE'S NO PLACE LIKE HOME

- Since the McCarthy Athletic Center opened in 2004, Gonzaga boasts a 289-20 record at home.
- The Zags' 93.9 winning percentage at home since 2004-05 ranks second in the nation.
- GU has sold out every game since the 6,000-seat McCarthy Athletic Center opened, a streak of 309 games.

LIFE ON THE ROAD

- Since the 2016-17 season, Gonzaga is a national best 72-10 (89.5) in true road games. Saint Mary's has the next best true road win percentage at 75.6 (63-20).
- Since the 2007-08 season, the Zags are 142-33 in true road games. GU's 81.9-win pct. in true road games is best in the nation. (SMC, 2nd, 126-53, .699)
- Since the 2005-06 season, Gonzaga is 280-85 in road or neutral games. The Zags' 76.6-win percentage in road or neutral games tops the nation over that span.

BEST WINNING PERCENTAGE SINCE 2010-11

	W	L	Pct.
1. <i>Gonzaga</i>	425	70	0.859
2. Kansas	405	100	0.802
3. Duke	388	107	0.784
4. Arizona	374	114	0.766
5. Kentucky	375	120	0.758

BEST WINNING PERCENTAGE LAST TEN SEASONS

	W	L	Pct.
1. <i>Gonzaga</i>	313	43	0.879
2. Kansas	282	74	0.792
3. Duke	273	80	0.773
4. Virginia	258	76	0.772
5. Houston	264	79	0.770

MOST WINS LAST FIVE SEASONS

	W	L	Pct.
1. <i>Gonzaga</i>	148	21	0.876
2. Houston	148	27	0.846
3. Kansas	134	37	0.784
4. San Diego State	134	34	0.798
5. Baylor	128	35	0.785

MOST WINS SINCE 2016-17

	W	L	Pct.
1. <i>Gonzaga</i>	250	32	.887
2. Houston	229	50	.821
3. Kansas	222	60	.787
4. Duke	213	65	.766
5. Purdue	208	68	.754

BEST HOME PERCENTAGE LAST FIVE SEASONS

	W	L	Pct.
1. <i>Gonzaga</i>	73	3	.961
2. Houston	78	5	.940
3. Kansas	74	5	.937
4. San Diego State	70	6	.921
5. Liberty	74	7	.914

BEST TRUE ROAD PERCENTAGE LAST FIVE SEASONS

	W	L	Pct.
1. <i>Gonzaga</i>	37	6	.860
2. Saint Mary's	29	12	.707
3. Houston	36	15	.706
4. Vermont	45	19	.703
5. San Diego State	36	17	.679

MOST NCAA TOURNAMENT WINS LAST 10 SEASONS

	W	L
1. <i>Gonzaga</i>	27	9
2. UNC	23	7
3. Duke	23	7
4. Villanova	21	5
5. Kansas	21	8

MOST NCAA TOURNAMENT WINS LAST 5 SEASONS

	W	L
1. <i>Gonzaga</i>	15	5
2. Houston	13	5
3. UConn	11	2
4. Duke	11	4
5. Baylor	10	4
Kansas	10	4

BEST FIELD GOAL PERCENTAGE LAST FIVE SEASONS

	FGM	FGA	Pct.
1. <i>Gonzaga</i>	5480	10448	0.525
2. South Dakota St.	4436	9079	0.489
3. Wright State	4678	9646	0.485

MOST POINTS PER GAME LAST FIVE SEASONS

	Points	Avg.
1. <i>Gonzaga</i>	169	14732
2. Alabama	170	14084
3. Arizona	166	13516

MOST POINTS PER GAME LAST THREE SEASONS

	Wins	Seasons
1. Gonzaga	8888	88.0
2. Alabama	8279	80.4
3. Iowa	8232	82.3

** All numbers entering the 2024-25 season

ZAGS



THE FIRST MEETING THIS SEASON ...

Gonzaga 88, San Francisco 77

Feb. 13, 2025 | Spokane | McCarthy Athletic Center

SPOKANE, Wash. – Three Gonzaga players finished with double-doubles and the Bulldogs outlasted San Francisco, 88-77.

Five GU players scored in double-digits, with a sixth at nine points. Graham Ike finished with 18 points and 13 rebounds, while Ryan Nembhard had 18 points and 13 assists. Nembhard, the nation's leader in assists, is fifth in West Coast Conference history with 258 assists this season, 26 away from the league record.

Michael Ajayi had 12 points and 10 rebounds off the bench for Gonzaga. Braden Huff and Ben Gregg added 12 and 11 points.

San Francisco scored the first seven points of the game and led for 17 minutes in the first half. The Dons were paced by Malik Thomas, the conference's leader in scoring, with a game-high 25 points. Ryan Beasley added 16 points on 7-of-10 shooting. Tyrone Riley IV and Carlton Linguard Jr. scored 11 and 10 points. Marcus Williams had nine points and eight assists.

In last season's three meetings between the programs, GU led twice at halftime by one, and the Dons led the other matchup by one at the break. Thursday's game was tied at the half, 38-38. In all three games last season, the Zags opened the second half on big runs en route to victories. Gonzaga started Thursday's second half on a 20-8 run to create separation.

The Bulldogs outrebounded USF 41-28 and outscored the Dons in the paint 52-30. GU finished with 22 assists on its 34 made shots from the field. The Zags made 52.3 percent from the field, while San Francisco finished at 43.3 percent.



Official Basketball Box Score - Final
San Francisco at Gonzaga
02/13/25 McCarthy Athletic Center, Spokane, WA
2024-25 Men's Basketball

Game Time: 8:00 P
Game Duration: 2:01
Attendance: 6,001

Officials: Marques Pettigrew, Rick Crawford, Bret Smi

San Francisco - 77

Record: 20-7 (10-4)

NO.	Name		Min	FG			3P			FT			Rebounds			Fouls		TP	AS	TO	ST	Blocks		+/-
				M-A	M-A	M-A	M-A	M-A	M-A	M-A	M-A	M-A	OR	DR	TOT	PF	FD					BS	BA	
35	Junjie Wang	F	20:30	2-3	0-1	0-0	0-0	0-0	0-0	0-0	0-0	0-0	0	0	0	5	1	4	0	1	0	0	0	-11
2	Carlton Linguard, Jr.	C	22:38	3-6	1-4	3-4	3	2	5	3	3	10	3	1	0	1	0	2	1	0	1	0	2	
1	Malik Thomas	G	36:41	7-17	4-8	7-9	0	1	1	3	7	25	0	2	1	0	0	2	1	0	0	0	-9	
5	Tyrone Riley IV	G	32:41	4-9	1-3	2-2	2	4	6	3	2	11	1	0	0	0	0	0	0	0	0	0	-8	
55	Marcus Williams	G	30:16	2-12	1-7	4-4	1	4	5	3	2	9	8	2	1	1	1	4						
0	Ryan Beasley		26:03	7-10	2-4	0-0	0	1	1	0	2	16	0	0	2	0	0	2	0	0	0	0	-25	
11	James O'Donnell		16:51	1-2	0-0	0-0	1	5	6	1	1	2	0	1	0	0	0	0	0	0	0	0	-10	
14	Veniamin Abosi		09:30	0-0	0-0	0-0	0	1	1	4	0	0	0	0	0	0	0	0	0	0	0	0	5	
23	Jason Rivera-Torres		04:50	0-1	0-0	0-0	0	0	0	0	0	0	0	0	0	0	0	0	0	0	0	0	-3	
Team													1	2	3			0		3				
Totals				26-60	9-27	16-19	8	20	28	22	18	77	12	10	4	2	1	-11						

Shooting By Period		
1st FG%	15-32	46.9%
3PT%	5-14	35.7%
FT%	3-4	75%
2nd FG%	11-28	39.3%
3PT%	4-13	30.8%
FT%	13-15	86.7%
GM FG%	26-60	43.3%
3PT%	9-27	33.3%
FT%	16-19	84.2%

Dead Ball Rebounds: 3, 0

Technical Fouls: Williams 2nd 9:25

Gonzaga - 88

Record: 19-7 (10-3)

NO.	Name		Min	FG			3P			FT			Rebounds			Fouls		TP	AS	TO	ST	Blocks		+/-
				M-A	M-A	M-A	M-A	M-A	M-A	M-A	M-A	M-A	OR	DR	TOT	PF	FD					BS	BA	
13	Graham Ike	F	30:19	8-14	1-1	1-3	3	10	13	3	3	18	0	4	1	1	0	13						
33	Ben Gregg	F	11:02	4-5	0-1	3-3	1	0	1	3	3	11	2	0	0	0	0	0						
0	Ryan Nembhard	G	40:00	8-15	2-4	0-0	0	2	2	2	0	18	13	4	1	0	0	11						
11	Nolan Hickman	G	34:03	2-6	0-2	1-2	0	3	3	0	1	5	3	0	0	0	0	15						
99	Khalif Battle	G	21:34	1-5	0-2	7-7	1	1	2	3	6	9	2	1	1	0	0	-6						
1	Michael Ajayi		28:55	5-8	0-1	2-5	6	4	10	1	4	12	0	0	1	0	1	10						
5	Emmanuel Innocenti		20:40	1-4	1-2	0-0	1	2	3	3	2	3	0	0	1	0	0	21						
34	Braden Huff		09:05	5-7	0-0	2-3	0	1	1	4	2	12	2	0	0	0	1	-4						
4	Dusty Stromer		04:22	0-1	0-1	0-0	0	0	0	0	0	0	0	0	0	0	0	-5						
Team													3	3	6			0		1				
Totals				34-65	4-14	16-23	15	26	41	19	21	88	22	10	5	1	2	11						

Shooting By Period		
1st FG%	15-33	45.5%
3PT%	3-7	42.9%
FT%	5-8	62.5%
2nd FG%	19-32	59.4%
3PT%	1-7	14.3%
FT%	11-15	73.3%
GM FG%	34-65	52.3%
3PT%	4-14	28.6%
FT%	16-23	69.6%

Dead Ball Rebounds: 3, 0

Technical Fouls: Nembhard 2nd 9:25

	USF	GON
Biggest lead	7 (1 st 15:49)	13 (2 nd 9:42)
Best Scoring Run	7 (1 st 15:49)	7 (2 nd 19:49)
Lead Changes	5	
Times Tied	4	
Time with Lead	17:04	20:57

	USF	GON
Points from		
Turnovers	12	9
Paint	30	52
Second Chance	12	15
Fast Breaks	7	19
Bench	18	27

Period by Period Scoring			
	1st	2nd	TOT
USF	38	39	77
GON	38	50	88

VERSUS SAN FRANCISCO ...

CAREER STATS

	GP/GS	PPG	RPG	Note	MPG
Ajayi	3/2	12.0	9.3	11 off. reb.	31.7
Gregg	8/4	9.0	3.5	12/13 FT	19.0
Hickman	10/7	8.0	2.4	12/14 FT	28.3
Huff	4/0	5.5	1.8	9/19 FG	8.0
Ike	4/4	19.0	7.8	57.4 FG%	29.5
Nembhard	4/4	15.5	4.5	9.3 apg	39.3

NOTABLE PERFORMANCES

Michael Ajayi

12 pts, 10 rbs, 5/8 FG (2-13-25, H)
12 pts, 10 rbs, 2/3 3FG (2-24-24, A)
12 pts, 8 rbs 4 asts (2-8-24, H)

Ben Gregg

11 pts, 4/5 FG, 11 mins (2-13-25, H)
17 pts, 11 rbs, 4/7 3FG (3-11-24, N)
12 pts, 5 rbs, 2 3FGM (1-25-24, H)
12 pts, 4/6 3FG, 16 mins (3-6-23, N)

Nolan Hickman

20 pts, 6 asts, 40 mins (3-11-24, N)
22 pts, 2 stls, 6/6 FT (2-29-24, A)
11 pts, 3 3FGM, 2 stls (1-25-24, H)
8 pts, 4 asts, 2 stls (3-6-23, N)

Braden Huff

12 pts, 5/7 FG, 9 mins (2-13-25, H)

Graham Ike

18 pts, 13 rbs, 30 mins (2-13-25, H)
10 pts, 4 rbs, 30 mins (3-11-24, N)
26 pts, 9/12 fg, 8/8 FT (2-29-24, A)
22 pts, 7 rbs, 10/11 FT (1-25-24, H)

Ryan Nembhard

18 pts, 13 asts, 40 mins (2-13-25, H)
16 pts, 12 asts, 6 rbs (3-11-24, N)
15 pts, 6 asts, 9 rbs (2-29-24, A)
13 pts, 6 asts, 2 stls (1-25-24, H)

LAST FIVE SEASONS

2023-24	N	W	89-77*
	A	W	86-68
	H	W	77-72
2022-23	N	W	84-73*
	H	W	99-81
	A	W	77-75
2021-22	N	W	81-71*
	A	W	89-73
	H	W	78-62
2020-21	A	W	100-61
	H	W	85-62
2019-20	N	W	81-77*
	H	W	71-54
	A	W	83-79

* WCC Tournament in Las Vegas

BY THE NUMBERS

Overall: 75-22

In Spokane: 41-2

In McCarthy Athletic Center: 21-0

In San Francisco: 27-18

At Neutral Site: 8-2

Few vs. USF: 54-4

Gerlufson vs. GON: 0-7

Most GON Points: 106, 106-67 (1995)

Most USF Points: 106, 98-106 (ot) (1995)

Fewest GON Points: 50, 50-62 (1989)

Fewest USF Points: 41, 69-41 (2013)

Largest GON Margin: +42, 92-50 (2004)

Largest USF Margin: +17, 74-91 (1962)

Last GON Win: 2/13/25, 88-77

Last USF Win: 2/18/12, 66-65

Current Streak: Won 31

Longest GON Win Streak: 31*

Longest GON Home Win Streak: 36*

Longest GON Away Win Streak: 12*

Longest USF Win Streak: 5

Longest USF Home Win Streak: 10

Longest USF Away Win Streak: 1

In Overtime: 3-3

* Active Streak

**Associated Press Top 25**

(Feb. 24)	REC	PTS	PVS
1 Auburn (60)	25-2	1500	1
2 Duke	24-3	1406	3
3 Florida	24-3	1397	2
4 Houston	23-4	1327	5
5 Tennessee	22-5	1236	6
6 Alabama	22-5	1198	4
7 St. John's	24-4	1132	10
8 Michigan State	22-5	1055	14
9 Iowa State	21-6	1004	8
10 Texas Tech	21-6	915	9
11 Wisconsin	21-6	800	11
12 Texas A&M	20-7	797	7
13 Clemson	22-5	712	18
14 Missouri	20-7	683	15
15 Michigan	20-6	657	12
16 Maryland	21-6	630	20
17 Kentucky	18-9	461	17
18 Memphis	22-5	393	22
19 Louisville	21-6	372	25
20 Purdue	19-9	328	13
21 Marquette	20-7	309	16
22 Arizona	18-9	289	19
23 Saint Mary's	25-4	284	NR
24 Mississippi State	19-8	264	21
25 BYU	19-8	135	NR

Also receiving votes: Creighton 53, Mississippi 28, Kansas 25, New Mexico 23, VCU 20, Oregon 20, UCLA 14, Drake 12, UC San Diego 8, **Gonzaga** 3, High Point 3, Illinois 3, Vanderbilt 2, Utah St. 1, Yale 1.

USA Today/Coaches' Top 25

(Feb. 24)	REC	PTS	PVS
1 Auburn (28)	25-2	748	1
2 Duke (2)	24-3	708	3
3 Florida	24-3	693	2
4 Houston	23-4	660	5
5 Tennessee	22-5	610	6
6 Alabama	22-5	607	4
7 St. John's	24-4	571	9
8 Michigan State	22-5	512	13
9 Iowa State	21-6	492	8
10 Texas Tech	21-6	467	10
11 Texas A&M	20-7	438	7
12 Wisconsin	21-6	384	11
13 Michigan	20-6	377	12
14 Clemson	22-5	352	17
15 Maryland	21-6	326	20
16 Missouri	20-7	263	16
17 Louisville	21-6	241	22
18 Memphis	22-5	205	19
19 Purdue	19-9	175	14
20 Saint Mary's	25-4	173	24
21 Arizona	18-9	159	18
22 Marquette	20-7	150	15
23 Kentucky	18-9	137	21
24 Mississippi State	19-8	89	23
25 Creighton	19-8	43	NR

Also receiving votes: BYU 39; New Mexico 29; VCU 22; Ole Miss 15; UC San Diego 14; UCLA 13; Utah State 11; Kansas 11; **Gonzaga** 7; UConn 5; Drake 2; UC Davis 1; Oregon 1.

PLAYER CAPSULES**#0 RYAN NEMBARD**

6-0 • SR • G • Aurora, Ont.

- 2023-24: All-Conference first team ... Set the single season assist record with 243 total ... Started all 35 games ... topped the conference at 6.8 assists per league game, and with a 4.6 assist to turnover ratio ... led the league at 35.1 minutes per game ... averaged 12.6 points per game, 13.75 per WCC game.
- 2022-23: Started all 37 games in his sophomore season with Creighton... Averaged 12.1 points per game, and dished 17.6 total assists... Scored a career-high 30 points against Baylor in the NCAA Tournament... Improved his three point, field goal, and free throw percentages from last season... Named to the Maui Invitational All-Tournament Team after averaging 20.3 points and 4.3 assists... Named to the Bob Cousy Point Guard of the Year Watch List and Preseason Second Team All-BIG EAST.
- 2021-22: In his freshman year, started 27 games for Creighton... Averaged 11.3 points per game, including scoring a season-high 23 points against Xavier... Recorded 34.8 minutes per game and 4.4 assists per game this season, ranking third in the BIG EAST... Included on the BIG EAST All-Freshman Team... Named the BIG EAST Freshman of the Year.
- High School: Was ranked the 62nd player in the country, and a five-star recruit, by ESPN... Went 24-1 as a senior and 25-0 as a junior at Monteverde Academy... Won the GEICO High School National Championship his senior year... Averaged 14.3 points and 9.0 assists at the FIBA U16 Americas Championship in 2019.

#1 MICHAEL AJAYI

6-7 • SR • G • Kent, Wash.

- Pepperdine (2023-24): led the West Coast Conference in scoring this past season at 17.1 points per game ... As a junior, he was second in the WCC grabbing 9.9 rebounds per outing ... He made 46.7 percent from the field, including 47 percent from behind-the-arc. He earned First Team All-Conference honors following the season ... Scored at least 20 points 11 times this season and hit 30 twice. In the two games against Gonzaga, he averaged 10 points and 8.5 rebounds.
- Pierce College: Named the 2022 Northwest Athletic Conference West Region's Most Valuable Player and the West Region's Freshman of the Year last season ... Was the team's leading scorer and rebounder at 20.4 points and 11.3 rebounds in 23 games ... Had back-to-back games with a season-high 40 points against Highline (one shy of the school record) and 38 against South Puget Sound ... Grabbed 26 rebounds

in a game against Centralia ... Had a double-double in all 14 league games.

- High School: As a 2020-21 high school senior at Kentwood, in his only year on the varsity, averaged 10.7 points and 8.8 rebounds.

#4 DUSTY STROMER

6-6 • SO • G • Sherman Oaks, Calif.

- (2023-24): Started the first 15 games for the Zags ... Appeared in all 35 games ... Averaging 23.5 minutes per game ... Shot 37% from three while shooting 35% from behind-the-arc and 81% from the free-throw line.
- High School: Ranked as the 34th player, and a four-star recruit, by ESPN... Averaged 17.3 points, 5.4 rebounds, and 2.2 assists per game his senior season... Won the CIF D1 title his senior year... Named the Mission League MVP, and was a repeat selection to the L.A. Times All-Star Team and All-CIFSS Division Team... Did not play his sophomore season due to the COVID-19 pandemic, but averaged 13.1 points and 3.9 rebounds his freshman season.

#5 EMMANUEL INNOCENTI

6-5 • SO • G • Ranzanico, Italy

- (2023-24): one of five Texans to appear in all 35 games and made 33 starts ... earned a selection to the WAC All-defensive and All-Freshman Squads ... In total, he played in 1109 minutes, the most by a freshman in Tarleton's D1 era and his 33.8 minutes per game in conference play ranked ninth among all WAC individuals ... Among all freshman in the nation, ranked fourth in defensive rebounds per game (5.37), eighth in steals (1.69) and ninth in rebounds (6.37) ... Ranked in the single season top 10 in Texans' D1 era in five different categories: 31.7 minute per game (8th), 59 steals (2nd) - also tied for sixth in program history, 223 rebounds (2nd) ... Averaged 1.9 steals per game in conference play, second in the WAC ... He set Texan D1 era single season records with 103 rebounds and 188 defensive rebounds, with the 188-mark the 14th best in program history ... Averaged 5.37 defensive boards per game which ranked fifth in the WAC ... Ranked in top 15 in the WAC in rebounds (6.37) and assists (2.94).
- Amateur Italian Career: Played four seasons for Stella Azzurra Roma ... Posted a trio of double-figure scoring totals in his fourth season with the team ... Played on the 2022-23 U18 Italy National Team ... Averaged 11.1 points and 7.1 rebounds in 7 games averaging 25.6 minutes per game ... Posted double-digit scoring totals in his final five games, including a double-double in his final game against U18 France with 12 rebounds and 10 points.

#11 NOLAN HICKMAN

6-2 • SR • G • Seattle, Wash.

- 2023-24: Second team All-Conference ... Started all 35 games ... averaged 14.0 points per game ... 16 points in conference games, which ranked fifth in WCC ... 2.8 three-pointers made per WCC game topped the league ... second in WCC at 41.3 percent from three-point range in conference games ... team-best 88.3 percent from free-throw line (53/60) ... 28 double-digit scoring games, four 20-point games ... six games of five or more assists ... led the WCC at 36.2 minutes per conference game, 35.3 minutes per games overall which was second in the league.
- 2022-23: Started in 36 games, and performed in all 37 games, his sophomore season... Ranked second on the team and seventh in the WCC with 116 assists... Led the Gonzaga backcourt in blocks, with 11, and steals, with 36... Played a career-high 28.1 minutes per game, including all 40 minutes against Kent State... Scored a career-high 20 points against Santa Clara.
- 2021-22: Played in all 32 games... Averaged 5.1 points per game, posting a season-high 16 points against Central Michigan... Finished tied for fourth on the team for steals per game at 0.6, and 20 total on the year... 49 rebounds on the year, of which 46 were defensively... Named to the WCC All-Freshman Team.
- High School: Hickman was the 24th-ranked player in the Class of 2021, and a five-star recruit, according to ESPN... Named a McDonald's All-American and the Utah player of the year by MaxPreps... Averaged 16 points, 3.3 assists and 2.5 rebounds per game as a senior, earning All-American honors and leading Wasatch Academy (Utah) to a top-10 national ranking and a spot in the Geico Nationals.

#13 GRAHAM IKE

6-9 • RSR • F • Aurora, Colo.

- 2023-24: Honorable Mention AP All-American ... First team All-Conference ... Started all 35 games ... Top 10 Karl Malone Power Forward of the Year List ... led the team in scoring at 16.5 points per game, which ranked second in the WCC, 16.5 per league game ... shot 60.9 percent from the field in WCC games, which ranked second in the conference ... scored 20 or more points in nine of the last 12 games and had a team-high 15 20-point games ... ten double-doubles ... sixth in the WCC at 7.4 rebounds per game.
- 2022-23: Reshirted.
- 2021-22: Started in all 33 games for Wyoming, averaging 19.5 points and 9.6 rebounds per game... Scored a career-high 35 points against Denver, and grabbed a career-high 18 rebounds



WEST COAST CONFERENCE

2024-25 Preseason Poll

1. Gonzaga (9)	99
2. Saint Mary's (1)	86
3. Santa Clara	81
4. San Francisco (1)	77
5. Washington State	62
6. LMU	60
7. Oregon State	44
8. Portland	28
San Diego	28
10. Pacific	23
11. Pepperdine	17

(First place votes)

Standings	WCC	GB	PCT	OVER	PCT	STREAK
Saint Mary's	16-1	-	.941	26-4	.867	W6
Gonzaga	13-4	3	.765	22-8	.733	W1
San Francisco	13-4	3	.765	23-7	.767	W3
Santa Clara	11-6	5	.647	19-11	.633	L1
Oregon State	10-7	6	.588	20-10	.667	L1
LMU	8-10	8.5	.444	16-14	.533	L1
Washington State	7-10	9	.412	17-13	.567	W1
Portland	7-10	9	.412	12-18	.400	W2
Pepperdine	4-13	12	.235	10-20	.333	L4
Pacific	4-13	12	.235	9-22	.290	L3
San Diego	1-16	15	.059	4-26	.133	L16

WCC THIS WEEK

F. 25	Gonzaga def. Santa Clara, 95-76	
F. 26	San Francisco def. Oregon State, 74-72	
F. 27	Washington State def. San Diego, 93-86	
	Portland def. Pepperdine, 87-67	
	Saint Mary's def. Loyola Marymount, 58-55	
M. 1	Portland at San Diego	2 p.m.
	Santa Clara at Pacific	5 p.m.
	Washington State at Pepperdine	7 p.m.
	Oregon State at Saint Mary's	7 p.m.
	Gonzaga at San Francisco	8 p.m.
M. 6-11	WCC Championships	
M. 6	Game 1: #10 seed vs. #11 seed	2:30 p.m.
M. 7	Game 2: #8 seed vs. #9 seed	6 p.m.
	Game 3: #7 seed vs. Game 1 winner	8:30 p.m.
M. 8	Game 4: #5 seed vs. Game 2 winner	6 p.m.
	Game 5: #6 seed vs. Game 3 winner	8:30 p.m.

WCC PLAYER OF THE WEEK

Nov. 11 - Malik Thomas, San Francisco
Nov. 18 - Mikey Lewis, Saint Mary's
Nov. 25 - Cedric Coward, Washington State
Dec. 2 - Jevon Porter, LMU
Dec. 9 - Paulius Murauskas, Saint Mary's
Dec. 16 - Malik Thomas, San Francisco
Dec. 23 - Michael Rataj, Oregon State
Dec. 31 - Malik Thomas, San Francisco
Jan. 6 - Malik Thomas, San Francisco
Jan. 13 - Lamar Washington, Pacific
Jan. 20 - Tyreee Bryan, Santa Clara and Michael Rataj, Oregon State
Jan. 27 - Max Mackinnon, Portland
Feb. 3 - Jevon Porter, LMU
Feb. 10 - Elijah Mahi, Santa Clara
Feb. 17 - Ryan Nembhard, Gonzaga
Feb. 24 - Michael Rataj, Oregon State

WCC FRESHMAN OF THE WEEK

Nov. 11 - Tyrone Riley IV, San Francisco
Nov. 18 - Mikey Lewis, Saint Mary's
Nov. 25 - Andrew McKeever, Saint Mary's
Dec. 2 - Austin Rapp, Portland
Dec. 9 - Andrew McKeever, Saint Mary's
Dec. 16 - Jaxon Olvera, Pepperdine
Dec. 23 - Jaxon Olvera, Pepperdine
Dec. 31 - Austin Rapp, Portland
Jan. 6 - Mikey Lewis, Saint Mary's
Jan. 13 - Mikey Lewis, Saint Mary's
Jan. 20 - Tony Duckett, San Diego
Jan. 27 - Austin Rapp, Portland
Feb. 3 - Austin Rapp, Portland
Feb. 10 - Tyrone Riley IV, San Francisco
Feb. 17 - Austin Rapp, Portland
Feb. 24 - Mikey Lewis, Saint Mary's

GAME 31: at SAN FRANCISCO

against San Jose State... Scored in double figures in 34 games, including nine games with over 25 points... Shot 51% from the field... Named to the All-Mountain West First Team by the media.

- 2020-21: Performed in 12 games, starting the final seven games of the season... Averaged 11.2 points and 5.4 rebounds per game... Scored a season-high 32 points in the first round of the Mountain West tournament... Finished the season with a 60% field goal percentage.
- High School: Was a three-star recruit, and averaged 12 points and 8.5 rebounds per game his senior year before injury... Ended his junior year averaging 17.6 points and 12.0 rebounds per game... Named Second-Team All-Colorado after his junior year.

#22 JUN SEOK YEO

6-8 • JR • F • Seoul, South Korea

- 2023-24: Appeared in 25 games, and started 1 game this season ... Played 172 minutes on the year averaging 6.9 minutes per-game ... Shot 44% from the field ... Averaged 1.2 rebound per-game.
- Before Gonzaga: Transferring from Korea University... Performing in the 2021 FIBA U-19 World Cup, averaged an impressive 25.6 points and 10.6 rebounds per game... Finished with 27 points and 13 rebounds against Argentina, and 26 points and 12 rebounds against Spain... Also scored 31 points against Puerto Rico and 36 points against Japan... Helped Korea's senior national team qualify for the 2021 FIBA Asia Cup, averaging 12.3 points per game... Recorded 16.2 points and 1.8 blocks per game at the 2018 FIBA U18 Asian Championships.

#24 ISMAILA DIAGNE

7-0 • FR • C • Nguekhokhe, Senegal

- Prior to Gonzaga: averaged 10.2 points, 7.8 rebounds, and 0.9 blocks for Real Madrid's Under-18 team ... He helped lead his team to the Adidas Next Gen Tournament championship in Berlin, Germany ... Real Madrid also won the Podgorica Tournament in 2023-24, and Diagne averaged 11 points and 7.8 rebounds in the four games in the event ... Diagne appeared in four games in the Spanish Liga Endesa (ACB) this season with the Real Madrid national team ... He averaged five points on 58 percent shooting from the field.

#33 BEN GREGG

6-10 • SR • F • Clackamas, Ore.

- 2023-24: Started the last 19 games ... appeared in all 35 games ... averaged 23.6 minutes per game ... averaged a career-best 9.0 points per game, along with 5.7 rebounds ... shot 54.1 percent from the field, including 40-of-106 from behind-the-arc ... 16 double-digit scoring games.
- 2022-23: Saw action in 36 games, recording a career-high 12.1 minutes and 5.1 points per game... Registered 22 blocks and 10 steals this season... Averaged 3.0 rebounds per game, including a career-high eight rebounds against Santa Clara... Dropped a career-high 18 points against San Diego... Had a career-high three blocks against TCU in the NCAA Tournament... Shot 50.4% from the field and 37.7% from three.
- 2021-22: Appeared in 17 games... Posted a career-high eight points versus Alcorn... Finished with a total of 40 points on the year, with an average of 2.4 points per game... 34 rebounds, of which 21 were defensively... 10 assists... 8 blocks.
- 2020-21: Played in 18 games... Recorded 17 points,

earning season-high four against San Diego... Shot 41.2% from the field... Totaled 18 rebounds, of which 15 were defensive.

- High School: High School: Graduated early, joined the Zags as a freshman in 2020-21... No. 29 in ESPN's top 100... Following his junior season at Clackamas High School, was named the Oregon Gatorade Player of the Year.

#34 BRADEN HUFF

6-10 • RSO • F • Glen Ellyn, Ill.

- 2023-24: All-Conference Freshman Team ... Appeared in all 35 games ... Led the conference and was 13th in the country in 2-point shooting percentage with 70% ... Averaged 9.3 points per game on the season ... 15 double-digit scoring games.
- 2022-23: Redshirted.
- High School: Listed as a four-star recruit by ESPN... Named Mr. Basketball in Illinois after averaging 16.4 points, 5.7 rebounds, 1.3 steals, and 61% field goal percentage his senior year... Dropped 19 points in the Illinois 4A state title game... Led his team to a #6 national ranking and a record of 37-1... Recorded 17.5 points and 6.5 rebound per game as a junior, and 15.7 points and 2.7 blocks per game as a sophomore.

#99 KHALIF BATTLE

6-5 • GR • G • Hillsdale, N.J.

- 2023-24: Totaled 1,343 points in 101 games at Arkansas, Temple, and Butler ... Last season at Arkansas, Battle averaged 14.8 points in 24.8 minutes per game ... Averaged 29.6 points and 6.3 rebounds through the final seven games of the season for the Razorbacks.
- 2022-23: Ranked 10th in the NCAA (1st in the AAC) in free throw percentage (.898) ... Ranked 4th in the AAC in scoring (17.9 ppg) ... Also ranked 2nd in 3-pointers made per game (2.85), 6th in 3-point percentage (.350) and 10th in free throws made (97) ... Led the team in scoring 15 times, led the team in rebounding five times and led the team in assists three times ... MVP of Basketball Hall of Fame Showcase.
- 2021-22: only played seven games ... was leading the AAC in scoring (21.4 ppg), and the team in field goal percentage (.538/2nd AAC), three-point percentage (.488/1st AAC) and threes per game (3.0/2nd AAC) at time of injury ... Led the team in scoring in six of his seven games ... Scored 20 or more points in five of the seven.
- 2020-21: Third Team All-American Athletic Conference ... Led team in scoring (15.0 ppg) while ranking second on the team in rebounding (6.4 rpg).
- Played in 11 games with four starts, averaging 31.4 mpg (2nd on the team) ... Had first collegiate double-double, scoring 22 points and grabbing 11 rebounds in a win over Tulsa ... Scored in double figures eight times.
- 2019-20: Played in 24 games, averaging 3.0 points, 1.0 rebounds and 10.9 minutes ... Posted double-figures in two games with a season-high of 11 points coming in the season-opening win over IUPUI ... Scored 10 points in the win over Southern, adding a season-high four rebounds.
- High School: Ranked as the 82nd-best prospect in the 2019 class by ESPN, as well No. 120 by Rivals and No. 126 by 247sports (all three rated him as a four-star recruit) ... Averaged 23.7 points per game as a senior ... Was the 2018-19 Times of Trenton Boys Basketball Player of the Year and the Trentonian's Area Player of the Year.

ZAGS

RECORDS WHEN ...

Leading at halftime	24-25	Under Few
Trailing at halftime	20-3	605-43
Tied at halftime	0-5	110-100
	2-0	22-9
Leading with 10:00 remaining	22-4	178-29*
Trailing with 10:00 remaining	0-4	39-80*
Tied with 10:00 remaining		6-6*
Leading with 5:00 remaining	21-4	541-26*
Trailing with 5:00 remaining	0-4	29-83*
Tied with 5:00 remaining	1-0	8-5*
In Overtime	0-3	23-15
GU outrebounds opponents	21-1	593-61
GU is outrebounded	0-7	113-81
Same amount of rebounds	1-0	21-9
GU commits more turnovers	3-3	259-91
Opponent commits more turnovers	18-4	156-47
Same amount of turnovers	1-1	50-11
GU has more fouls than opponent	8-4	156-89
Opponent has more fouls than GU	12-3	150-53
Same amount of fouls	2-1	46-9
GU shoots 50 percent or better	14-1	448-20
Opponent shoots 50 percent or better	1-2	37-39
GU shoots less than 50 percent	8-7	285-131
Opponent shoots less than 50 percent	21-6	686-112
GU shoots better than opponent	22-5	692-51
Opponent shoots better than GU	0-3	45-99
Same shooting percentage		3-0
GU has more free-throw attempts	14-2	554-61
Opponent has more free-throw atts	7-6	156-84
Same amount of free-throw attempts	1-0	24-6
GU bench outcores opponent bench	18-4	335-44*
Opponent bench outcores GU bench	3-3	224-64*
Benches score the same	1-1	17-5*
GU makes 10 or more three-pointers	8-1	165-16
GU makes 9 or less three-pointers	14-7	568-135
GU shoots above 75 FT percentage	16-4	312-58
GU shoots below 75 FT percentage	6-4	54-92
Games decided by 1-5 points	0-5	103-59
Games decided by 6-10 points	2-3	117-48
Games decided by 11-15 points	4-0	121-22
Games decided by 16 or more points	16-0	383-22
GU scores 50 or less		0-5
GU scores between 51-59	0-1	11-11
GU scores between 60-69	0-2	77-60
GU scores between 70-79	2-2	187-56
GU scores between 80-89	10-2	248-13
GU scores between 90-99	5-1	144-5
GU scores 100 or more	5-0	70-1
Opponent scores 50 or less	2-0	84-0
Opponent scores between 51-59	3-0	164-1
Opponent scores between 60-69	9-2	258-30
Opponent scores between 70-79	5-2	164-55
Opponent scores between 80-89	3-1	53-47
Opponent scores between 90-99	0-2	12-13
Opponent scores 100 or more	0-1	2-5
Vs. Top 25 Team	2-3	52-56
Vs. Top 10 Team	1-1	15-33
In November	7-1	133-21
In December	3-3	139-50
In January	6-2	184-21
In February	6-2	179-28
In March		104-28
In April		2-2
On Monday	3-0	75-11
On Tuesday	2-0	65-15
On Wednesday	4-1	56-13
On Thursday	4-1	179-28
On Friday	2-0	51-16
On Saturday	6-6	259-60
On Sunday	1-0	51-7

WHEN WAS THE LAST TIME ...

TEAM

Gonzaga Was Ranked (AP Poll)

No. 1	Mar. 14, 2022
Top 5 (2-5)	Nov. 25, 2024
Top 10 (6-10)	Dec. 9, 2024

Gonzaga Played a Ranked Opponent (AP Poll)

No. 1	vs. No. 1 Duke (89-87) on Nov. 21, 2018
Top 5	vs. No. 4 Kentucky (89-90) on Dec. 7, 2024
Top 10	vs. No. 4 Kentucky (89-90) on Dec. 7, 2024
Top 25	vs. No. 22 UCLA (62-65) on Dec. 28, 2024

Gonzaga Beat a Ranked Opponent (AP Poll)

Top 5	vs. No. 4 Alabama (100-90) on Dec. 17, 2022
Top 10	vs. No. 8 Baylor (101-63) on Nov. 4, 2024
Top 25	vs. No. 14 Indiana (89-73) on Nov. 28, 2024

100 Points by a Team

By Gonzaga	107, Pepperdine (2/15/25)
By Opponent	103, by Santa Clara (1/18/25)

30-39 Point Win

By Gonzaga	107-55, Pepperdine (2/15/25)
By Opponent	76-41, vs. Duke (12/19/09)

Overtime Game

Gonzaga Win	93-90 vs. UCLA (4/3/21)
Gonzaga Loss	97-89 at Oregon State (1/16/25)

Double Overtime Game

Gonzaga Win	90-86 vs. Stanford (1/31/07)
Gonzaga Loss	105-111 vs. Florida (1/12/17)

Won The Game In The Final Seconds

By Gonzaga	Julian Strawther three pointer at 7.2 seconds Gonzaga defeated UCLA 79-76 (3/23/23)
By Opponent	Roosevelt Jones layup at 0.2 seconds Butler defeated Gonzaga 64-63 (1/19/13)

Made Fewer Than 20 Field Goals

By Gonzaga	19, UCLA (11/22/23)
By Opponent	19, by Pepperdine (2/15/25)

Had 70+ Field Goal Attempts

By Gonzaga	79, Pepperdine (2/15/25)
By Opponent	75, by Nicholls (12/18/24)

Made 10+ Three-Point Field Goals

By Gonzaga	12, Pepperdine (2/15/25)
By Opponent	11, by Santa Clara (2/25/25)

Had 30+ Three-Point Field Goals Attempts

By Gonzaga	31, San Diego (1/8/25)
By Opponent	38, by Santa Clara (1/18/25)

Shot 20 Percent or Less From 3-Point Line

By Gonzaga	.111 (2-of-18), Loyola Marymount (2/6/25)
By Opponent	.182 (4-of-22), by Loyola Marymount (2/6/25)

Made 5 or Fewer Free Throws

By Gonzaga	5, vs. UCLA (12/28/24)
By Opponent	3, by Washington State (1/11/25)

Shot Over 90 Percent From The Foul Line

By Gonzaga	.950, (19-of-20), at Washington State (2/19/25)
By Opponent	.917, (11-of-12), by Arizona State (11/10/24)

Shot 100 Percent From The Foul Line

By Gonzaga	19-of-19, Washington (12/5/18)
By Opponent	9-of-9, by CSU Bakersfield (11/28/23)

Had 20-29 Assists

By Gonzaga	22, at Santa Clara (2/25/25)
By Opponent	20, by Washington State (1/11/25)

Had 20+ Turnovers

By Gonzaga	20, at Texas (11/16/22)
By Opponent	25, by UMass Lowell (11/15/24)

Committed 10 or Fewer Turnovers

By Gonzaga	7, Saint Mary's (2/22/25)
By Opponent	10, by San Francisco (2/13/25)

INDIVIDUAL

30-39 Points by a Player

By Gonzaga	32, Anton Watson, vs. Santa Clara (1/11/24)
By Opp.	35, Tyreee Bryan, Santa Clara (1/18/25)

Two Players Scored 20 or More Points

By Gonzaga	Graham Ike (24) & Khalif Battle (21), at Santa Clara (2/25/25)
By Opp.	Tyreee Bryan (35) & Adama Bal (20), by Santa Clara (1/18/25)

10+ Field Goals Made by a Player

By Gonzaga	11, Graham Ike, at Santa Clara (2/25/25)
By Opp.	13, Tyreee Bryan, Santa Clara (1/18/25)

20-29 Field Goal Attempts by a Player

By Gonzaga	20, Graham Ike, at Saint Mary's (3/2/24)
By Opp.	21, Tyreee Bryan, Santa Clara (1/18/25)

Player Shot .800 With 10+ Field Goals Attempts

By Gonzaga	11-of-13 (.846), Graham Ike, at Santa Clara (2/25/25)
By Opp.	11-of-13 (.846), Oumar Ballo, Indiana (11/28/24)

5+ 3pt Field Goals Made by a Player

By Gonzaga	6, Nolan Hickman, Santa Clara (1/18/25)
By Opp.	5, Mikey Lewis, Saint Mary's (2/22/25)

10+ 3pt Field Goal Attempts by a Player

By Gonzaga	10, Nolan Hickman, Santa Clara (1/18/25)
By Opp.	12, Mikey Lewis, Saint Mary's (2/12/25)

10+ Free Throws Made by a Player

By Gonzaga	15, Khalif Battle, Loyola Marymount (2/6/25)
By Opp.	10, Liam McNeely, UConn (12/14/24)

10+ Free Throws Attempted by a Player

By Gonzaga	15, Khalif Battle, Loyola Marymount (2/6/25)
By Opp.	10, Malik Thomas, San Francisco (2/13/25)

15+ Free Throws Attempted by a Player

By Gonzaga	15, Khalif Battle, Loyola Marymount (2/6/25)
By Opp.	15, Logan Johnson, Saint Mary's (2/25/23)

Player Shot 1.000 With 10+ Free Throw Attempts

By Gonzaga	10-of-10, Zach Norvell Jr., Idaho State (11/6/18)
By Opp.	11-of-11, Jordan Ford, Saint Mary's (3/10/20)

10+ Rebounds by a Player

By Gonzaga	13, Graham Ike, at Washington State (2/19/25)
By Opp.	11, Mitchell Saxen, Saint Mary's (2/12/25)

15+ Rebounds by a Player

By Gonzaga	19, Graham Ike, San Diego (1/8/25)
By Opp.	15, Mitchell Saxen, Saint Mary's (3/12/24)

Two Players with 10 or More Rebounds

By Gonzaga	13, Graham Ike & 10, Michael Ajayi, San Francisco (2/13/25)
By Opp.	11, Mitchel Saxen & 10, Kyle Bowen, Saint Mary's (2/4/23)

5+ Offensive Rebounds by a Player

By Gonzaga	6, Michael Ajayi, San Francisco (2/13/25)
By Opp.	5, Luke Barrett, Saint Mary's (2/12/25)

10+ Assists by a Player

By Gonzaga	15, Ryan Nembhard, at Santa Clara (2/25/25)
By Opp.	15, Braden Smith, Purdue (3/29/24)

5+ Blocked Shots by a Player

By Gonzaga	7, Chet Holmgren, vs. Georgia State (3/17/22)
By Opp.	5, Magoon Gwath, San Diego State (11/18/24)

5+ Steals by a Player

By Gonzaga	5, Ryan Nembhard, vs. Indiana (11/28/24)
By Opp.	5, Jevon Porter, Pepperdine (1/4/24)

Double-Double by a Player

By Gonzaga	12/15, Ryan Nembhard, at Santa Clara (2/25/25)
By Opp.	22/10, Basheer Jihad, Arizona State (11/10/24)



2024-25 SEASON AND CAREER HIGHS



SEASON	19, at San Diego State, 11/18/24	Points	30, Baylor, 3/19/23	CAREER
	6, 3x, last at Oregon State, 1/16/25	Rebounds	11, 2x, last at DePaul, 3/4/23	
	15, 2x, last at Santa Clara, 2/25/25	Assists	15, 2x, last at Santa Clara, 2/1/25	
	5, vs. Indiana, 11/28/24	Steals	5, vs. Indiana, 11/28/24	
	1, 2x, last Portland, 1/2/25	Blocks	1, 7x, last Portland, 1/2/25	
	44, at Oregon State, 1/16/25	Minutes	47, at Providence, 2/14/23	

0

RYLAN NEMBHARD SR | G | 6-0 | 180 | Aurora, ON | Montverde Academy



SEASON	20, at Portland, 1/25/25	Points	31, UNLV, 11/17/23	CAREER
	15, Portland, 1/2/25	Rebounds	17, 2x, last vs Pacific, 3/7/24	
	2, 6x, last at Santa Clara, 2/25/25	Assists	5, 2x, last Idaho State, 11/28/23	
	3, 2x, last at Washington State, 2/19/25	Steals	4, Idaho State, 11/28/23	
	2, Nicholls, 12/18/24	Blocks	2, 6x, last Nicholls, 12/18/24	
	32, vs. Indiana, 11/28/24	Minutes	40, 5x, last vs San Diego, 3/8/24	

1


MICHAEL AJAYI SR | G | 6-7 | 228 | Kent, WA | Pepperdine



SEASON	12, Portland, 1/2/25	Points	15, USC, 12/2/23	CAREER
	6, 4x, last San Diego, 1/8/25	Rebounds	8, UCLA, 11/22/23	
	2, 6x, last Pepperdine, 2/15/25	Assists	5, 2x, last at San Diego, 1/20/24	
	3, 2x, last Washington State, 1/11/25	Steals	3, 2x, last Washington State, 1/11/25	
	2, Washington State, 1/11/25	Blocks	2, 5x, last Washington State, 1/11/25	
	30, vs. UCLA, 12/28/24	Minutes	40, UCLA, 11/22/23	

4

DUSTY STROMER SO | G | 6-6 | 200 | Sherman Oaks, CA | Notre Dame



SEASON	8, 2x, last Pepperdine, 2/15/25	Points	19, UT-Arlington, 1/4/24	CAREER
	5, at Pacific, 2/8/25	Rebounds	13, 2x, last vs CSU Bakersfield, 11/22/23	
	5, at Portland, 1/25/25	Assists	8, at Loyola Marymount, 12/29/23	
	3, Pepperdine, 2/15/25	Steals	5, vs UT-Arlington, 3/15/24	
	1, 6x, last LMU, 2/6/25	Blocks	1, 14x, last LMU, 2/6/25	
	28, at Saint Mary's, 2/1/25	Minutes	40, 3x, Grand Canyon, 2/22/24	

5


EMMANUEL INNOCENTI SO | F | 6-5 | 198 | Ranzanico, Italy | Tarleton State



SEASON		Points		CAREER
		Rebounds		
		Assists		
		Steals		
		Blocks		
		Minutes		

7

CADE ORNESS FR | G | 6-3 | 185 | Poulsbo, WA | North Kitsap



SEASON	3, Long Beach State, 11/20/24	Points	3, Long Beach State, 11/20/24	CAREER
	2, 2x, last Long Beach State, 11/20/24	Rebounds	2, 2x, last Long Beach State, 11/20/24	
		Assists		
	1, UMass Lowell, 11/15/24	Steals	1, UMass Lowell, 11/15/24	
		Blocks		
	4, UMass Lowell, 11/15/24	Minutes	4, UMass Lowell, 11/15/24	

10

JOAQUIM ARAUZMOORE RFR | G | 6-1 | 175 | Ross, CA | Branson



SEASON	24, Santa Clara, 1/18/25	Points	24, 2x, last Santa Clara, 1/18/25	CAREER
	7, Washington State, 1/11/25	Rebounds	7, 2x, last Washington State, 1/11/25	
	7, Pepperdine, 2/15/25	Assists	8, Baylor, 12/2/22	
	4, 2x, last at Pacific, 2/8/25	Steals	4, 2x, last at Pacific, 2/8/25	
	2, 3x, last Saint Mary's, 2/22/25	Blocks	2, 7x, last Saint Mary's, 2/22/25	
	38, 4x, last Santa Clara, 1/18/25	Minutes	40, 7x, last USF, 3/11/24	

11

NOLAN HICKMAN SR | G | 6-2 | 190 | Seattle, WA | Wasatch Academy



SEASON	28, vs. Kentucky, 12/7/24	Points	35, vs. Denver, 12/2/21	CAREER
	19, San Diego, 1/8/25	Rebounds	19, San Diego, 1/8/25	
	4, 2x, last at Portland, 1/25/25	Assists	4, 2x, last at Portland, 1/25/25	
	4, at Santa Clara, 2/25/25	Steals	4, 3x, last at Santa Clara, 2/25/25	
	2, 3x, last at Santa Clara, 2/25/25	Blocks	2, 11x, last at Santa Clara, 2/25/25	
	35, vs. Kentucky, 12/7/24	Minutes	40, 2x, last at Colo St., 2/23/22	

13

GRAHAM IKE RSR | F | 6-9 | 250 | Aurora, CO | Wyoming

CAREER SUPERLATIVES

PLAYED/STARTED	2024-25	CAREER STREAK
Ben Gregg	30-18	136-37 16
Nolan Hickman	30-29	134-100 17
Khalif Battle	30-26	131-58 1
Ryan Nembhard	30-30	129-129 129
Graham Ike	30-28	110-103 1
Steele Venters	-	84-67 -
Braden Huff	30-1	65-1 -
Dusty Stromer	29-1	64-17 -
Michael Ajayi	29-14	62-47 -
Emmanuel Innocenti	26-3	60-36 -
Joe Few	12-1	40-1 -
Jun Seok Yeo	12-0	37-1 -
Ismaila Diagne	7-0	7-0 -
Joaquim Arauzmoore	4-0	4-0 -
Noah Haaland	3-0	3-0 -

DOUBLE-DIGIT GAMES

	2024-25	CAREER
Graham Ike	24	92
Ryan Nembhard	19	86
Khalif Battle	19	78
Nolan Hickman	18	64
Steele Venters		55
Michael Ajayi	9	37
Ben Gregg	12	35
Braden Huff	17	32
Emmanuel Innocenti		8
Dusty Stromer	3	8
Jun Seok Yeo		1

REBOUNDS

	2024-25	CAREER
Graham Ike	7	32
Michael Ajayi	4	23
Ben Gregg	3	6
Emmanuel Innocenti		4
Ryan Nembhard		4
Khalif Battle		3

20+ POINTS

	2024-25	CAREER
Graham Ike	12	43
Khalif Battle	9	43
Steele Venters		19
Michael Ajayi	1	12
Ryan Nembhard		10
Nolan Hickman	2	8
Braden Huff	2	5
Ben Gregg	3	4

8+ REBOUNDS


	2024-25	CAREER
Graham Ike	15	57
Michael Ajayi	10	34
Ben Gregg	7	17
Emmanuel Innocenti		9
Steele Venters		7
Ryan Nembhard		6
Khalif Battle		6
Braden Huff	1	3
Dusty Stromer		1

5+ ASSISTS

	2024-25	CAREER
Ryan Nembhard	28	92
Nolan Hickman	4	17
Emmanuel Innocenti	1	7
Steele Venters		4
Khalif Battle		4
Ben Gregg	2	4
Michael Ajayi		2
Dusty Stromer		2

3+ BLOCKS

	2024-25	CAREER
Ben Gregg		3
Braden Huff	1	3
Khalif Battle		1
Steele Venters		1



SEASON

14

GRAYDON LEMKE FR | F | 6-10 | 190 | Las Vegas, NV | Faith Lutheran

Points
Rebounds
Assists
Steals
Blocks
Minutes

CAREER

3, at Pacific, 2/8/25
1, 3x, last at Pacific, 2/8/25
1, 3x, last at Portland, 1/25/25
1, 2x, last Pepperdine, 2/15/25

5, Pepperdine, 2/15/25

Points 3, 2x, last at Pacific, 2/8/25
Rebounds 2, 2x, last vs. MVST, 12/11/23
Assists 2, 3x, last vs. MVST, 12/11/23
Steals 3, vs. Eastern Oregon, 11/14/23
Blocks 1, vs. Eastern Oregon, 11/14/23
Minutes 14, vs. Eastern Oregon, 11/14/23

SEASON

15

JOE FEW RJR | G | 6-0 | 170 | Spokane, WA | Gonzaga Prep

8, UMass Lowell, 11/15/24
3, Pepperdine, 2/15/25
1, UMass Lowell, 11/15/24
1, UMass Lowell, 11/15/24
1, Pepperdine, 2/15/25
10, Pepperdine, 2/15/25

Points 10, vs. Arkansas-Pine Bluff, 12/5/23
Rebounds 7, vs. Eastern Oregon, 11/14/23
Assists 4, vs. Eastern Oregon, 11/14/23
Steals 1, 3x, last UMass Lowell, 11/15/24
Blocks 2, vs. Mississippi Valley St., 12/11/23
Minutes 23, vs. Miss. Valley St., 12/11/23

SEASON

22

JUN SEOK YEO JR | F | 6-8 | 218 | Seoul, South Korea | Korea University

9, at Santa Clara, 2/25/25
4, at Santa Clara, 2/25/25

3, Long Beach State, 11/20/24
2, UMass Lowell, 11/15/24
19, at Santa Clara, 2/25/25

Points 9, at Santa Clara, 2/25/25
Rebounds 4, at Santa Clara, 2/25/25
Assists
Steals 3, Long Beach State, 11/20/24
Blocks 2, UMass Lowell, 11/15/24
Minutes 9, Long Beach State, 11/20/24

SEASON

24

ISMAILA DIAGNE FR | C | 7-0 | 237 | Nguekhokhe, Senegal

24, 2x, last at Portland, 1/25/25
13, at Oregon State, 1/16/25
5, 3x, last at Pacific, 2/8/25
4, Portland, 1/2/25
1, 14x, last at Washington State, 2/19/25
35, San Diego, 1/8/25

Points 24, 2x, last at Portland, 1/25/25
Rebounds 13, at Oregon State, 1/16/25
Assists 5, 5x, last at Pacific, 2/8/25
Steals 4, 2x, last Portland, 1/2/25
Blocks 3, 3x, last vs. LMU, 1/30/24
Minutes 38, vs. Saint Mary's, 3/12/24

SEASON

33

BEN GREGG SR | F | 6-10 | 230 | Clackamas, OR | Clackamas

25, Nicholls, 12/18/24
8, LMU, 2/6/25
4, vs. Davidson, 11/29/24
1, 7x, last at Pacific, 2/8/25
3, UMass Lowell, 11/15/24
30, vs. West Virginia, 11/27/24

Points 26, at San Diego, 1/20/24
Rebounds 9, 2x, last vs Jackson State, 12/20/23
Assists 4, vs. Davidson, 11/29/24
Steals 3, vs. Mississippi Valley St., 12/11/23
Blocks 3, 3x, last UMass Lowell, 11/15/24
Minutes 30, vs. West Virginia, 11/27/24

SEASON

34

BRADEN HUFF RSO | F | 6-10 | 250 | Glen Ellyn, IL | Glenbard West

2, UMass Lowell, 11/15/24

4, 2x, last Pepperdine, 2/15/25

Points
Rebounds
Assists
Steals
Blocks
Minutes

2, UMass Lowell, 11/15/24
4, 2x, last Pepperdine, 2/15/25

SEASON

35

NOAH HAALAND RJR | F | 6-9 | 245 | Rathdrum, ID | Allan Hancock College

26, at LMU, 1/4/25
7, Arizona State, 11/10/24
3, 4x, last Pepperdine, 2/15/25
4, Saint Mary's, 2/22/25
1, 2x, last Saint Mary's, 2/22/25
39, at Oregon State, 1/16/25

Points 42, Missouri, 2/24/24
Rebounds 11, Tulsa, 1/26/21
Assists 6, Maryland-Eastern Shore, 12/20/22
Steals 4, 3x, last Saint Mary's, 2/22/25
Blocks 3, LSU, 3/6/24
Minutes 40, 5x, vs S Carolina, 3/14/24

SEASON

99

KHALIF BATTLE GR | G | 6-5 | 185 | Hillside, NJ | Arkansas

3+ STEALS	2024-25	CAREER
Ryan Nembhard	5	14
Emmanuel Innocenti	1	12
Khalif Battle	5	8
Ben Gregg	2	7
Steele Venters		6
Nolan Hickman	2	6
Michael Ajayi	2	4
Graham Ike	1	4
Dusty Stromer	2	2
Ismaila Diagne	1	1
Braden Huff		1
Joe Few		1

DOUBLE-DOUBLE TRACKER 2024-25 CAREER

	2024-25	CAREER
Graham Ike	6	29
Ryan Nembhard	12	22
Michael Ajayi	2	20
Ben Gregg	2	4
Khalif Battle		3
Emmanuel Innocenti		1

CURRENT STREAKS

Overall	Won 1
Unranked teams anywhere	Won 1
Ranked teams anywhere	Lost 3
Home	Lost 1
Home WCC	Lost 1
Home non-conference	Won 5
Home unranked non-conference	Won 5
Home ranked teams	Won 6
Home unranked teams	Lost 1
Road	Won 3
Road WCC	Won 3
Road ranked teams	Won 2
Road unranked teams	Won 3
Neutral	Lost 3
Neutral ranked teams	Lost 3
Neutral unranked teams	Won 1

UNIFORM RECORDS

	2024-25	16-17	08-09
White	16-3	177-18	333-38
Gonzaga	9-2	144-13	300-33
ZAGS Throwback	7-1	33-5	33-5
Gray	0-0	9-2	9-2
Navy	6-3	53-9	102-31
Black	0-2	28-8	52-17
Teal	0-0	4-0	5-0
Royal Blue	0-0	1-0	1-0

Consecutive Made Free Throws (active streak)

Khalif Battle	31
Ismaila Diagne	6
Nolan Hickman	4
Ben Gregg	3
Michael Ajayi	2
Ryan Nembhard	2
Dusty Stromer	2
Steele Venters	2
Joe Few	1
Braden Huff	1
Emmanuel Innocenti	1

Consecutive Games with a Three-Point Field Goal

Nolan Hickman	4/12
Ryan Nembhard	3/27
Khalif Battle	1/23
Dusty Stromer	1/5
Michael Ajayi	0/13
Ben Gregg	0/8
Braden Huff	0/4
Graham Ike	0/3
Emmanuel Innocenti	0/5
Jun Seok Yeo	0/1
Steele Venters	0/18

* First number is active streak, second is career longest streak



STARTERS

Nov. 4 - Baylor	Nembhard	Hickman	Battle	Gregg	Ike
Nov. 10 - Arizona State	Nembhard	Hickman	Battle	Gregg	Ike
Nov. 16 - UMass Lowell	Nembhard	Hickman	Battle	Ajayi	Ike
Nov. 18 - San Diego State	Nembhard	Hickman	Battle	Ajayi	Ike
Nov. 20 - Long Beach State	Nembhard	Hickman	Battle	Ajayi	Ike
Nov. 27 - West Virginia	Nembhard	Hickman	Battle	Ajayi	Ike
Nov. 28 - Indiana	Nembhard	Hickman	Battle	Ajayi	Ike
Nov. 29 - Davidson	Nembhard	Hickman	Battle	Ajayi	Ike
Dec. 7 - Kentucky	Nembhard	Hickman	Battle	Ajayi	Ike
Dec. 14 - UConn	Nembhard	Hickman	Battle	Ajayi	Ike
Dec. 18 - Nicholls	Nembhard	Hickman	Battle	Ajayi	Ike
Dec. 21 - Bucknell	Nembhard	Hickman	Battle	Ajayi	Ike
Dec. 28 - UCLA	Nembhard	Stromer	Battle	Ajayi	Ike
Dec. 30 - Pepperdine	Nembhard	Hickman	Battle	Ajayi	Ike
Jan. 2 - Portland	Nembhard	Hickman	Battle	Gregg	Ike
Jan. 4 - Loyola Marymount	Nembhard	Hickman	Battle	Gregg	Ike
Jan. 8 - San Diego	Nembhard	Hickman	Battle	Gregg	Ike
Jan. 11 - Washington State	Nembhard	Hickman	Battle	Gregg	Ike
Jan. 16 - Oregon State	Nembhard	Hickman	Battle	Gregg	Ike
Jan. 18 - Santa Clara	Nembhard	Hickman	Battle	Gregg	Ike
Jan. 25 - Portland	Nembhard	Hickman	Innocenti	Gregg	Huff
Jan. 28 - Oregon State	Nembhard	Hickman	Innocenti	Gregg	Ike
Feb. 1 - Saint Mary's	Nembhard	Hickman	Innocenti	Gregg	Ike
Feb. 6 - Loyola Marymount	Nembhard	Hickman	Battle	Gregg	Ike
Feb. 8 - Pacific	Nembhard	Hickman	Battle	Gregg	Ike
Feb. 13 - San Francisco	Nembhard	Hickman	Battle	Gregg	Ike
Feb. 15 - Pepperdine	Nembhard	Hickman	Battle	Gregg	Ike
Feb. 19 - Washington State	Nembhard	Hickman	Battle	Gregg	Ike
Feb. 22 - Saint Mary's	Nembhard	Hickman	Few	Gregg	Ajayi
Feb. 25 - Santa Clara	Nembhard	Hickman	Battle	Gregg	Ike

	POINTS BREAKDOWN							GAME TRENDS	
	Off Turnovers	2nd Chance	In Paint	Fast Break	Bench	Ties	Leads	Largest Deficit	
Nov. 4 - Baylor	17-9	17-8	48-36	19-8	42-19	0	2	14 (18-32) 7:41, 1st	Feb. 1 - St. Mary's
Nov. 10 - Arizona State	11-10	6-9	32-42	19-9	36-19	15	8		
Nov. 15 - UMass Lowell	32-10	7-3	60-20	36-2	48-12	0	0	Largest Deficit Overcome	
Nov. 18 - San Diego State	8-12	14-5	32-30	10-8	20-21	2	0	14 (18-32) 7:41, 1st	Feb. 1 - St. Mary's
Nov. 20 - Long Beach State	20-6	20-12	36-22	9-6	32-11	0	0	- GU regained lead 39-38 (16:13, 2nd)	
Nov. 27 - West Virginia	10-12	14-11	30-28	9-8	30-2	7	14		
Nov. 28 - Indiana	12-18	23-4	46-40	8-17	18-17	1	2	Largest Deficit Overcome in Win	
Nov. 29 - Davidson	15-9	12-0	58-24	12-0	48-27	4	1	10 (3-13 16:53, 1st)	Feb. 25 - Saint Mary's
Dec. 7 - Kentucky	14-10	9-16	44-48	8-4	22-20	1	7	- GU regained lead 43-42 (0:34, 1st)	
Dec. 14 - UConn	12-12	9-11	38-34	8-12	17-26	4	4		
Dec. 18 - Nicholls	9-15	10-7	52-28	21-8	48-16	3	5	Games Tied or Trailing at Half	
Dec. 21 - Bucknell	24-14	16-8	38-20	8-12	32-22	1	4	38-38	Nov. 10 - Arizona State
Dec. 28 - UCLA	8-18	9-8	34-8	15-2	17-17	8	3	40-43	Dec. 14 - UConn
Dec. 30 - Pepperdine	17-16	21-14	64-34	14-23	35-5	2	4	25-27	Dec. 28 - UCLA
Jan. 2 - Portland	15-4	12-6	36-32	19-11	32-13	1	1	45-46	Jan. 16 - Oregon State
Jan. 4 - Loyola Marymount	17-2	9-6	56-18	16-6	24-13	1	1	28-36	Feb. 1 - St. Mary's
Jan. 8 - San Diego	10-9	11-5	36-22	20-6	19-34	1	4	38-38	Feb. 13 - San Francisco
Jan. 11 - Washington State	20-18	19-8	46-46	15-11	18-19	3	11	31-41	Feb. 22 - St. Mary's
Jan. 16 - Oregon State	8-19	17-2	38-30	11-7	9-15	10	14		
Jan. 18 - Santa Clara	20-14	10-10	44-36	27-14	25-19	6	12		
Jan. 25 - Portland	26-8	15-12	58-22	21-3	46-11	1	1		
Jan. 28 - Oregon State	23-4	22-7	40-28	15-3	48-15	3	0		
Feb. 1 - Saint Mary's	9-7	4-9	34-18	7-2	11-18	6	6		
Feb. 6 - Loyola Marymount	14-8	9-11	42-20	12-7	16-15	8	8		
Feb. 8 - Pacific	12-11	7-7	38-32	11-5	30-14	0	1		
Feb. 13 - San Francisco	9-12	15-12	52-30	19-7	27-18	4	5		
Feb. 15 - Pepperdine	18-11	15-4	54-20	28-11	47-10	0	0		
Feb. 19 - Washington State	18-7	20-7	38-24	11-2	30-17	1	2		
Feb. 22 - Saint Mary's	9-2	14-21	38-34	8-0	34-24	1	0		
Feb. 25 - Santa Clara	25-12	7-4	56-20	16-3	20-20	2	1		
-TOTALS	468-319	393-241	1314-850	452-217	881-509				
AVERAGE PER GAME	15.6-10.6	13.1-8.0	43.8-28.3	15.1-7.2	29.4-17.0				



2024-25 Gonzaga Men's Basketball Gonzaga Team Game-by-Game Comparison (as of Feb 26, 2025) All games

Opponent	1st	2nd	Score	Mar	Total FG	FG Pct	3-Pointers	3FG Pct	Free Throws	FT Pct	Rebounds	Assist	T/Over	Block	Steal	Fouls
BAYLOR	49/30	52/33	101-63	+38	40-71/23-62	.563/.371	13-31/3-21	.419/.143	8-13/14-20	.615/.700	46/32 +14	24/11	11/12	3/4	8/8	18/14
ARIZONA ST.	38/38	50/42	88-80	+8	31-62/30-63	.500/.476	8-24/9-29	.333/.310	18-22/11-12	.818/.917	38/29 +9	22/8	8/10	1/3	8/5	10/18
UMASS LOWELL	49/27	64/27	113-54	+59	41-76/18-50	.539/.360	10-22/3-16	.455/.188	21-27/15-20	.778/.750	46/29 +17	21/6	9/25	7/2	16/4	20/19
San Diego St.	40/31	40/36	80-67	+13	24-57/23-61	.421/.377	5-20/8-25	.250/.320	27-31/13-18	.871/.722	39/33 +6	14/10	8/11	2/9	6/4	21/22
LONG BEACH ST.	40/24	44/17	84-41	+43	29-63/17-54	.460/.315	9-27/2-20	.333/.100	17-24/5-11	.708/.455	44/35 +9	14/6	4/16	2/4	7/3	15/20
West Virginia	39/31	32/40	78-86	(8)	26-65/26-63	.400/.413	7-21/11-35	.333/.314	19-22/23-26	.864/.885	36/42 (6)	20/12	13/13	3/8	7/7	18/17
Indiana	57/39	32/34	89-73	+16	31-64/27-59	.484/.458	6-20/4-18	.300/.222	21-22/15-22	.955/.682	42/27 +15	20/17	13/12	2/4	9/8	22/22
Davidson	42/31	48/34	90-65	+25	35-64/24-56	.547/.429	6-16/6-24	.375/.250	14-15/11-16	.933/.688	40/23 +17	24/17	9/10	3/3	7/3	16/16
Kentucky	50/34	29/45	89-90	(1)	33-71/34-75	.465/.453	6-27/7-25	.222/.280	17-24/15-18	.708/.833	42/43 (1)	17/17	6/7	2/4	2/1	15/21
UConn	40/43	31/34	71-77	(6)	25-57/27-59	.439/.458	6-16/5-24	.375/.208	15-19/18-21	.789/.857	34/35 (1)	13/16	10/8	3/4	4/4	17/19
NICHOLLS	43/29	59/43	102-72	+30	35-54/27-75	.648/.360	8-17/10-33	.471/.303	24-27/8-11	.889/.727	43/27 +16	23/13	15/10	6/1	6/13	10/22
BUCKNELL	38/27	48/38	86-65	+21	34-71/24-59	.479/.407	12-35/10-31	.343/.323	6-9/7-10	.667/.700	41/34 +7	21/9	12/19	2/1	11/7	16/10
UCLA	25/27	37/38	62-65	(3)	25-55/20-55	.455/.364	7-24/12-24	.292/.500	5-8/13-18	.625/.722	32/37 (5)	17/16	15/14	2/3	3/9	15/15
Pepperdine	50/32	39/50	89-82	+7	36-66/32-68	.545/.471	2-15/9-29	.133/.310	15-19/9-10	.789/.900	36/33 +3	15/20	13/15	4/1	9/8	15/16
PORTLAND	35/17	46/33	81-50	+31	29-68/21-63	.426/.333	11-24/4-25	.458/.160	12-16/4-6	.750/.667	47/36 +11	20/10	7/15	3/5	10/3	11/17
LMU (CA)	46/28	50/40	96-68	+28	38-72/21-55	.528/.382	7-16/8-24	.438/.333	13-14/18-25	.929/.720	39/32 +7	16/10	6/14	2/2	8/3	21/15
SAN DIEGO	47/34	46/46	93-80	+13	28-62/28-67	.452/.418	10-31/11-33	.323/.333	27-33/13-16	.818/.813	48/31 +17	19/7	11/9	2/5	4/7	15/24
WASHINGTON ST.	40/37	48/38	88-75	+13	34-61/32-60	.557/.533	10-21/8-21	.476/.381	10-13/3-8	.769/.375	31/28 +3	20/20	13/16	4/3	6/8	12/17
Oregon St.	45/46	38/37	89-97	(8)	30-72/31-53	.417/.585	9-25/6-14	.360/.429	20-25/29-37	.800/.784	41/28 +13	19/11	12/9	2/4	7/8	24/18
SANTA CLARA	45/44	54/59	99-103	(4)	36-66/36-67	.545/.537	10-28/18-38	.357/.474	17-23/13-19	.739/.684	30/38 (8)	28/19	10/14	3/1	11/6	13/19
Portland	49/29	56/33	105-62	+43	42-67/20-58	.627/.345	12-22/7-24	.545/.292	9-13/15-19	.692/.789	37/29 +8	31/13	7/15	6/3	10/6	18/15
OREGON ST.	50/30	48/30	98-60	+38	33-60/21-55	.550/.382	9-17/6-23	.529/.261	23-27/12-19	.852/.632	38/32 +6	19/9	6/13	4/5	10/3	20/18
Saint Mary's (CA)	28/36	30/26	58-62	(4)	24-55/21-55	.436/.382	3-17/9-25	.176/.360	7-13/11-22	.538/.500	34/40 (6)	17/16	9/11	2/4	7/4	20/15
LMU (CA)	27/24	46/29	73-53	+20	25-58/19-55	.431/.345	2-18/4-22	.111/.182	21-23/11-16	.913/.688	43/30 +13	13/5	7/11	3/4	4/4	15/18
Pacific	35/20	43/41	78-61	+17	25-58/22-55	.431/.400	5-22/5-20	.227/.250	23-26/12-20	.885/.600	37/37 -	19/5	9/15	2/5	8/4	16/22
SAN FRANCISCO	38/38	50/39	88-77	+11	34-65/26-60	.523/.433	4-14/9-27	.286/.333	16-23/16-19	.696/.842	41/28 +13	22/12	10/10	1/2	5/4	19/22
PEPPERDINE	55/26	52/29	107-55	+52	45-79/19-65	.570/.292	12-26/7-26	.462/.269	5-7/10-14	.714/.714	52/31 +21	33/14	6/12	5/3	9/3	18/14
Washington St.	50/28	34/35	84-63	+21	29-56/24-59	.518/.407	7-15/9-25	.467/.360	19-20/6-8	.950/.750	35/28 +7	19/12	11/15	2/7	8/5	14/17
SAINT MARY'S (CA)	31/41	36/33	67-74	(7)	27-56/27-60	.482/.450	4-14/8-19	.286/.421	9-12/12-15	.750/.800	26/38 (12)	12/10	7/11	4/1	5/3	15/13
Santa Clara	44/42	51/34	95-76	+19	37-64/22-55	.578/.400	6-22/11-25	.273/.440	15-20/21-28	.750/.750	33/29 +4	22/12	13/17	4/2	11/5	21/19

Note: Game totals are displayed in the format TEAM/OPPONENT for each category



Team High/Low Analysis
All games

Page 1/4
as of Feb 26, 2025

Gonzaga - Game Highs

POINTS	113		UMass Lowell (11/15/2024)
	107		Pepperdine (02/15/2025)
	105		at Portland (01/25/2025)
	102		Nicholls (12/18/2024)
	101		Baylor (11/04/2024)
FIELD GOALS MADE	45		Pepperdine (02/15/2025)
	42		at Portland (01/25/2025)
FIELD GOAL ATTEMPTS	79		Pepperdine (02/15/2025)
	76		UMass Lowell (11/15/2024)
FIELD GOAL PERCENTAGE	.648	(35-54)	Nicholls (12/18/2024)
	.627	(42-67)	at Portland (01/25/2025)
3 PT FG MADE	13		Baylor (11/04/2024)
	12		Pepperdine (02/15/2025)
	12		at Portland (01/25/2025)
	12		Bucknell (12/21/2024)
3 PT FG ATTEMPTS	35		Bucknell (12/21/2024)
	31		San Diego (01/08/2025)
	31		Baylor (11/04/2024)
3 PT FG PERCENTAGE	.545	(12-22)	at Portland (01/25/2025)
	.529	(9-17)	Oregon St. (01/28/2025)
FREE THROWS MADE	27		San Diego (01/08/2025)
	27		at San Diego St. (11/18/2024)
FREE THROW ATTEMPTS	33		San Diego (01/08/2025)
	31		at San Diego St. (11/18/2024)
FREE THROW PERCENTAGE	.955	(21-22)	vs Indiana (N) (11/28/2024)
	.950	(19-20)	at Washington St. (02/19/2025)
REBOUNDS	52		Pepperdine (02/15/2025)
	48		San Diego (01/08/2025)
ASSISTS	33		Pepperdine (02/15/2025)
	31		at Portland (01/25/2025)
STEALS	16		UMass Lowell (11/15/2024)
	11		at Santa Clara (02/25/2025)
	11		Santa Clara (01/18/2025)
	11		Bucknell (12/21/2024)
BLOCKED SHOTS	7		UMass Lowell (11/15/2024)
	6		at Portland (01/25/2025)
	6		Nicholls (12/18/2024)
TURNOVERS	15		vs UCLA (N) (12/28/2024)
	15		Nicholls (12/18/2024)
FOULS	24		at Oregon St. (01/16/2025)
	22		vs Indiana (N) (11/28/2024)



2024-25 Gonzaga Men's Basketball
Team High/Low Analysis
All games

Page 2/4
as of Feb 26, 2025

Opponent - Game Highs

POINTS	103		Santa Clara (01/18/2025)
	97		at Oregon St. (01/16/2025)
	90		vs Kentucky (N) (12/07/2024)
	86		vs West Virginia (N) (11/27/2024)
	82		at Pepperdine (12/30/2024)
FIELD GOALS MADE	36		Santa Clara (01/18/2025)
	34		vs Kentucky (N) (12/07/2024)
FIELD GOAL ATTEMPTS	75		Nicholls (12/18/2024)
	75		vs Kentucky (N) (12/07/2024)
FIELD GOAL PERCENTAGE	.585	(31-53)	at Oregon St. (01/16/2025)
	.537	(36-67)	Santa Clara (01/18/2025)
3 PT FG MADE	18		Santa Clara (01/18/2025)
	12		vs UCLA (N) (12/28/2024)
3 PT FG ATTEMPTS	38		Santa Clara (01/18/2025)
	35		vs West Virginia (N) (11/27/2024)
3 PT FG PERCENTAGE	.500	(12-24)	vs UCLA (N) (12/28/2024)
	.474	(18-38)	Santa Clara (01/18/2025)
FREE THROWS MADE	29		at Oregon St. (01/16/2025)
	23		vs West Virginia (N) (11/27/2024)
FREE THROW ATTEMPTS	37		at Oregon St. (01/16/2025)
	28		at Santa Clara (02/25/2025)
FREE THROW PERCENTAGE	.917	(11-12)	Arizona St. (11/10/2024)
	.900	(9-10)	at Pepperdine (12/30/2024)
REBOUNDS	43		vs Kentucky (N) (12/07/2024)
	42		vs West Virginia (N) (11/27/2024)
ASSISTS	20		Washington St. (01/11/2025)
	20		at Pepperdine (12/30/2024)
STEALS	13		Nicholls (12/18/2024)
	9		vs UCLA (N) (12/28/2024)
BLOCKED SHOTS	9		at San Diego St. (11/18/2024)
	8		vs West Virginia (N) (11/27/2024)
TURNOVERS	25		UMass Lowell (11/15/2024)
	19		Bucknell (12/21/2024)
FOULS	24		San Diego (01/08/2025)
	22		San Francisco (02/13/2025)
	22		at Pacific (02/08/2025)
	22		Nicholls (12/18/2024)
	22		vs Indiana (N) (11/28/2024)
	22		at San Diego St. (11/18/2024)



2024-25 Gonzaga Men's Basketball
Team High/Low Analysis
All games

Page 3/4
as of Feb 26, 2025

Gonzaga - Game Lows

POINTS	58		at Saint Mary's (CA) (02/01/2025)
	62		vs UCLA (N) (12/28/2024)
	67		Saint Mary's (CA) (02/22/2025)
	71		vs UConn (N) (12/14/2024)
	73		LMU (CA) (02/06/2025)
FIELD GOALS MADE	24		at Saint Mary's (CA) (02/01/2025)
	24		at San Diego St. (11/18/2024)
FIELD GOAL ATTEMPTS	54		Nicholls (12/18/2024)
	55		at Saint Mary's (CA) (02/01/2025)
	55		vs UCLA (N) (12/28/2024)
FIELD GOAL PERCENTAGE	.400	(26-65)	vs West Virginia (N) (11/27/2024)
	.417	(30-72)	at Oregon St. (01/16/2025)
3 PT FG MADE	2		LMU (CA) (02/06/2025)
	2		at Pepperdine (12/30/2024)
3 PT FG ATTEMPTS	14		Saint Mary's (CA) (02/22/2025)
	14		San Francisco (02/13/2025)
3 PT FG PERCENTAGE	.111	(2-18)	LMU (CA) (02/06/2025)
	.133	(2-15)	at Pepperdine (12/30/2024)
FREE THROWS MADE	5		Pepperdine (02/15/2025)
	5		vs UCLA (N) (12/28/2024)
FREE THROW ATTEMPTS	7		Pepperdine (02/15/2025)
	8		vs UCLA (N) (12/28/2024)
FREE THROW PERCENTAGE	.538	(7-13)	at Saint Mary's (CA) (02/01/2025)
	.615	(8-13)	Baylor (11/04/2024)
REBOUNDS	26		Saint Mary's (CA) (02/22/2025)
	30		Santa Clara (01/18/2025)
ASSISTS	12		Saint Mary's (CA) (02/22/2025)
	13		LMU (CA) (02/06/2025)
	13		vs UConn (N) (12/14/2024)
STEALS	2		vs Kentucky (N) (12/07/2024)
	3		vs UCLA (N) (12/28/2024)
BLOCKED SHOTS	1		San Francisco (02/13/2025)
	1		Arizona St. (11/10/2024)
TURNOVERS	4		Long Beach St. (11/20/2024)
	6		Pepperdine (02/15/2025)
	6		Oregon St. (01/28/2025)
	6		at LMU (CA) (01/04/2025)
	6		vs Kentucky (N) (12/07/2024)
FOULS	10		Nicholls (12/18/2024)
	10		Arizona St. (11/10/2024)



2024-25 Gonzaga Men's Basketball
Team High/Low Analysis
All games

Page 4/4
as of Feb 26, 2025

Opponent - Game Lows

POINTS	41		Long Beach St. (11/20/2024)
	50		Portland (01/02/2025)
	53		LMU (CA) (02/06/2025)
	54		UMass Lowell (11/15/2024)
	55		Pepperdine (02/15/2025)
FIELD GOALS MADE	17		Long Beach St. (11/20/2024)
	18		UMass Lowell (11/15/2024)
FIELD GOAL ATTEMPTS	50		UMass Lowell (11/15/2024)
	53		at Oregon St. (01/16/2025)
FIELD GOAL PERCENTAGE	.292	(19-65)	Pepperdine (02/15/2025)
	.315	(17-54)	Long Beach St. (11/20/2024)
3 PT FG MADE	2		Long Beach St. (11/20/2024)
	3		UMass Lowell (11/15/2024)
	3		Baylor (11/04/2024)
3 PT FG ATTEMPTS	14		at Oregon St. (01/16/2025)
	16		UMass Lowell (11/15/2024)
3 PT FG PERCENTAGE	.100	(2-20)	Long Beach St. (11/20/2024)
	.143	(3-21)	Baylor (11/04/2024)
FREE THROWS MADE	3		Washington St. (01/11/2025)
	4		Portland (01/02/2025)
FREE THROW ATTEMPTS	6		Portland (01/02/2025)
	8		at Washington St. (02/19/2025)
	8		Washington St. (01/11/2025)
FREE THROW PERCENTAGE	.375	(3-8)	Washington St. (01/11/2025)
	.455	(5-11)	Long Beach St. (11/20/2024)
REBOUNDS	23		vs Davidson (N) (11/29/2024)
	27		Nicholls (12/18/2024)
	27		vs Indiana (N) (11/28/2024)
ASSISTS	5		at Pacific (02/08/2025)
	5		LMU (CA) (02/06/2025)
STEALS	1		vs Kentucky (N) (12/07/2024)
	3		Saint Mary's (CA) (02/22/2025)
	3		Pepperdine (02/15/2025)
	3		Oregon St. (01/28/2025)
	3		at LMU (CA) (01/04/2025)
	3		Portland (01/02/2025)
	3		vs Davidson (N) (11/29/2024)
	3		Long Beach St. (11/20/2024)
BLOCKED SHOTS	1		Saint Mary's (CA) (02/22/2025)
	1		Santa Clara (01/18/2025)
	1		at Pepperdine (12/30/2024)
	1		Bucknell (12/21/2024)
	1		Nicholls (12/18/2024)
TURNOVERS	7		vs Kentucky (N) (12/07/2024)
	8		vs UConn (N) (12/14/2024)
FOULS	10		Bucknell (12/21/2024)
	13		Saint Mary's (CA) (02/22/2025)



2024-25 Gonzaga Men's Basketball
Player Highs Analysis
All games

Page 1/4
as of Feb 26, 2025

Gonzaga - Individual Game Highs

POINTS	28		Graham Ike vs Kentucky (N) (12/07/2024)
	27		Graham Ike at LMU (CA) (01/04/2025)
	26		Graham Ike at Oregon St. (01/16/2025)
	26		Khalif Battle at LMU (CA) (01/04/2025)
	25		Graham Ike vs Bucknell (12/21/2024)
	25		Braden Huff vs Nicholls (12/18/2024)
FIELD GOALS MADE	12		Graham Ike at LMU (CA) (01/04/2025)
	11		Graham Ike at Santa Clara (02/25/2025)
	11		Graham Ike vs UCLA (N) (12/28/2024)
	11		Graham Ike vs Bucknell (12/21/2024)
	11		Braden Huff vs Nicholls (12/18/2024)
FIELD GOAL ATTEMPTS	19		Graham Ike at Saint Mary's (CA) (02/01/2025)
	16		Graham Ike at LMU (CA) (01/04/2025)
	16		Graham Ike vs UCLA (N) (12/28/2024)
	16		Graham Ike vs Kentucky (N) (12/07/2024)
FIELD GOAL PERCENTAGE (min 5 made)	1.000	(10-10)	Ben Gregg at Portland (01/25/2025)
	1.000	(6-6)	Michael Ajayi vs UConn (N) (12/14/2024)
	1.000	(5-5)	Ben Gregg vs Santa Clara (01/18/2025)
3 PT FG MADE	6		Nolan Hickman vs Santa Clara (01/18/2025)
	5		Nolan Hickman vs Washington St. (01/11/2025)
3 PT FG ATTEMPTS	10		Nolan Hickman vs Santa Clara (01/18/2025)
	9		Khalif Battle vs San Diego (01/08/2025)
3 PT FG PERCENTAGE (min 2 made)	1.000	(4-4)	Ben Gregg at Portland (01/25/2025)
	1.000	(4-4)	Khalif Battle vs UMass Lowell (11/15/2024)
	1.000	(3-3)	Ben Gregg vs San Diego (01/08/2025)
	1.000	(2-2)	Emmanuel Innocenti vs Pepperdine (02/15/2025)
	1.000	(2-2)	Dusty Stromer vs Davidson (N) (11/29/2024)
FREE THROWS MADE	15		Khalif Battle vs LMU (CA) (02/06/2025)
	13		Graham Ike vs San Diego (01/08/2025)
FREE THROW ATTEMPTS	16		Khalif Battle vs LMU (CA) (02/06/2025)
	15		Graham Ike vs San Diego (01/08/2025)
FREE THROW PERCENTAGE (min 3 made)	1.000	(9-9)	Khalif Battle at Pacific (02/08/2025)
	1.000	(8-8)	Ryan Nembhard at San Diego St. (11/18/2024)
	1.000	(8-8)	Khalif Battle vs Arizona St. (11/10/2024)
	1.000	(7-7)	Graham Ike at Washington St. (02/19/2025)
	1.000	(7-7)	Khalif Battle vs San Francisco (02/13/2025)
	1.000	(7-7)	Graham Ike vs Nicholls (12/18/2024)
	1.000	(7-7)	Ben Gregg vs Davidson (N) (11/29/2024)
	1.000	(6-6)	Khalif Battle at Oregon St. (01/16/2025)
	1.000	(6-6)	Khalif Battle vs Indiana (N) (11/28/2024)
	1.000	(5-5)	Graham Ike vs Saint Mary's (CA) (02/22/2025)
	1.000	(5-5)	Graham Ike vs Washington St. (01/11/2025)
	1.000	(5-5)	Michael Ajayi vs Indiana (N) (11/28/2024)
	1.000	(5-5)	Dusty Stromer vs UMass Lowell (11/15/2024)
	1.000	(4-4)	Michael Ajayi at Washington St. (02/19/2025)
	1.000	(4-4)	Nolan Hickman at Pacific (02/08/2025)
	1.000	(4-4)	Braden Huff vs Oregon St. (01/28/2025)
	1.000	(4-4)	Michael Ajayi at LMU (CA) (01/04/2025)
	1.000	(4-4)	Ryan Nembhard vs Nicholls (12/18/2024)
	1.000	(4-4)	Khalif Battle vs Long Beach St. (11/20/2024)
	1.000	(3-3)	Khalif Battle at Santa Clara (02/25/2025)
REBOUNDS	19		Graham Ike vs San Diego (01/08/2025)
	15		Michael Ajayi vs Portland (01/02/2025)
ASSISTS	15		Ryan Nembhard at Santa Clara (02/25/2025)
	15		Ryan Nembhard vs Santa Clara (01/18/2025)



2024-25 Gonzaga Men's Basketball
Player Highs Analysis
All games

Page 3/4
as of Feb 26, 2025

Opponent - Individual Game Highs

POINTS	35		Tyeree Bryan vs Santa Clara (01/18/2025)
	31		Javon Small vs West Virginia (N) (11/27/2024)
	29		Michael Rataj at Oregon St. (01/16/2025)
	27		Jaxon Olvera at Pepperdine (12/30/2024)
	26		Liam McNeeley vs UConn (N) (12/14/2024)
FIELD GOALS MADE	13		Tyeree Bryan vs Santa Clara (01/18/2025)
	12		Jaxon Olvera at Pepperdine (12/30/2024)
FIELD GOAL ATTEMPTS	21		Tyeree Bryan vs Santa Clara (01/18/2025)
	21		Jaxon Olvera at Pepperdine (12/30/2024)
FIELD GOAL PERCENTAGE (min 5 made)	.846	(11-13)	Oumar Ballo vs Indiana (N) (11/28/2024)
	.833	(5-6)	Mekhi Collins vs Nicholls (12/18/2024)
3 PT FG MADE	7		Tyeree Bryan vs Santa Clara (01/18/2025)
	5		Mikey Lewis vs Saint Mary's (CA) (02/22/2025)
3 PT FG ATTEMPTS	12		Mikey Lewis at Saint Mary's (CA) (02/01/2025)
	12		Tyeree Bryan vs Santa Clara (01/18/2025)
3 PT FG PERCENTAGE (min 2 made)	1.000	(2-2)	Tomas Thrastarson at Washington St. (02/19/2025)
	1.000	(2-2)	Camaron Tongue vs Santa Clara (01/18/2025)
	1.000	(2-2)	Tomas Thrastarson vs Washington St. (01/11/2025)
	1.000	(2-2)	Jaylin Stewart vs UConn (N) (12/14/2024)
	1.000	(2-2)	Toby Okani vs West Virginia (N) (11/27/2024)
FREE THROWS MADE	10		Liam McNeeley vs UConn (N) (12/14/2024)
	9		Michael Rataj at Oregon St. (01/16/2025)
	9		Josiah Lake II at Oregon St. (01/16/2025)
	9		Javon Small vs West Virginia (N) (11/27/2024)
	9		Nick Boyd at San Diego St. (11/18/2024)
FREE THROW ATTEMPTS	12		Liam McNeeley vs UConn (N) (12/14/2024)
	11		Jevon Porter at LMU (CA) (01/04/2025)
	11		Javon Small vs West Virginia (N) (11/27/2024)
FREE THROW PERCENTAGE (min 3 made)	1.000	(7-7)	Basheer Jihad vs Arizona St. (11/10/2024)
	1.000	(5-5)	Jan Vide vs LMU (CA) (02/06/2025)
	1.000	(4-4)	Christoph Tilly at Santa Clara (02/25/2025)
	1.000	(4-4)	Camaron Tongue at Santa Clara (02/25/2025)
	1.000	(4-4)	Marcus Williams vs San Francisco (02/13/2025)
	1.000	(4-4)	Kody Clouet vs San Diego (01/08/2025)
	1.000	(4-4)	Will Johnston at LMU (CA) (01/04/2025)
	1.000	(4-4)	Moe Odum at Pepperdine (12/30/2024)
	1.000	(4-4)	Sky Clark vs UCLA (N) (12/28/2024)
	1.000	(4-4)	Quincy Clark vs UMass Lowell (11/15/2024)
	1.000	(4-4)	Cam Morris III vs UMass Lowell (11/15/2024)
	1.000	(4-4)	Jeremy Roach vs Baylor (11/04/2024)
	1.000	(3-3)	Mikey Lewis vs Saint Mary's (CA) (02/22/2025)
	1.000	(3-3)	Dovydas Butka vs Pepperdine (02/15/2025)
	1.000	(3-3)	Michael Rataj vs Oregon St. (01/28/2025)
	1.000	(3-3)	Stefan Todorovic at Pepperdine (12/30/2024)
	1.000	(3-3)	Solo Ball vs UConn (N) (12/14/2024)
REBOUNDS	11		Mitchell Saxen at Saint Mary's (CA) (02/01/2025)
	11		Derrick Michael Xzavierro vs Long Beach St. (11/20/2024)
ASSISTS	9		Augustas Marciulionis at Saint Mary's (CA) (02/01/2025)
	8		Marcus Williams vs San Francisco (02/13/2025)
	8		Nate Calmese vs Washington St. (01/11/2025)
	8		Moe Odum at Pepperdine (12/30/2024)
STEALS	4		Nate Calmese vs Washington St. (01/11/2025)
	4		Dovydas Butka at Pepperdine (12/30/2024)
	4		Eric Dailey Jr. vs UCLA (N) (12/28/2024)
	4		Byron Ireland vs Nicholls (12/18/2024)



2024-25 Gonzaga Men's Basketball
Season/Career Statistics
All games

Page 1/1
as of Feb 26, 2025

Summary

Player	Season Statistics										Career Statistics									
	GP-GS	MIN/G	FG%	3FG%	FT%	R/G	A/G	STL	BLK	PTS/G	GP-GS	MIN/G	FG%	3FG%	FT%	R/G	A/G	STL	BLK	PTS/G
AJAYI, Michael	29-13	20.2	.465	.205	.703	5.7	0.9	23	10	7.1	62-46	27.9	.467	.385	.707	7.9	1.4	54	26	12.5
ARAUZMOORE, Joaquim	4-0	2.6	.333	.333	.000	1.0	0.0	1	0	1.3	4-0	2.6	.333	.333	.000	1.0	0.0	1	0	1.3
BATTLE, Khalif	30-26	25.9	.433	.328	.938	3.5	1.5	30	2	12.8	131-58	25.0	.412	.348	.875	3.3	1.4	99	15	13.2
DIAGNE, Ismaila	7-0	7.4	.846	.000	.833	1.7	0.0	5	4	4.6	7-0	7.4	.846	.000	.833	1.7	0.0	5	4	4.6
FEW, Joe	12-1	2.7	.300	.000	1.000	0.3	0.3	2	0	0.6	40-1	2.9	.154	.000	.385	0.4	0.4	5	1	0.3
GREGG, Ben	30-18	20.6	.577	.271	.775	5.2	1.4	23	14	9.3	136-37	14.9	.526	.344	.733	3.8	0.9	85	73	6.1
HAALAND, Noah	3-0	3.0	.000	.000	.000	1.0	0.0	0	0	0.0	3-0	3.0	.000	.000	.000	1.0	0.0	0	0	0.0
HICKMAN, Nolan	30-29	30.0	.481	.439	.933	2.6	2.3	31	10	11.2	134-100	27.8	.457	.392	.844	2.2	2.4	121	40	9.5
HUFF, Braden	30-1	15.6	.571	.240	.750	3.3	0.9	7	18	10.8	65-1	14.5	.584	.311	.635	3.4	0.7	16	42	10.0
IKE, Graham	30-28	22.2	.596	.357	.794	7.5	1.4	21	17	17.1	110-103	25.6	.568	.339	.751	7.9	1.2	70	53	17.0
INNOCENTI, Emmanuel	26-3	10.8	.349	.292	.500	1.6	0.9	14	6	1.5	61-36	22.8	.396	.304	.789	4.3	2.1	73	14	4.4
NEMBHARD, Ryan	30-30	35.1	.443	.400	.771	3.1	9.8	48	2	11.0	129-129	34.9	.431	.345	.785	3.6	6.5	149	7	11.8
STROMER, Dusty	29-1	19.5	.405	.346	.792	2.4	0.8	20	7	5.0	64-16	21.7	.387	.353	.803	2.9	1.0	41	25	4.9
YEO, Jun Seok	12-0	4.4	.563	.333	.400	0.7	0.1	1	1	1.9	37-1	6.1	.468	.194	.615	1.1	0.2	3	6	2.2

Scoring

Player	Season Statistics								Career Statistics							
	FG-FGA	FG%	3FG-3FGA	3FG%	FT-FTA	FT%	PTS	PTS/G	FG-FGA	FG%	3FG-3FGA	3FG%	FT-FTA	FT%	PTS	PTS/G
AJAYI, Michael	73-157	.465	8-39	.205	52-74	.703	206	7.1	279-598	.467	47-122	.385	169-239	.707	774	12.5
ARAUZMOORE, Joaquim	2-6	.333	1-3	.333	0-0	.000	5	1.3	2-6	.333	1-3	.333	0-0	.000	5	1.3
BATTLE, Khalif	117-270	.433	45-137	.328	106-113	.938	385	12.8	517-1255	.412	227-652	.348	467-534	.875	1728	13.2
DIAGNE, Ismaila	11-13	.846	0-0	.000	10-12	.833	32	4.6	11-13	.846	0-0	.000	10-12	.833	32	4.6
FEW, Joe	3-10	.300	0-2	.000	1-1	1.000	7	0.6	4-26	.154	0-8	.000	5-13	.385	13	0.3
GREGG, Ben	101-175	.577	16-59	.271	62-80	.775	280	9.3	296-563	.526	85-247	.344	159-217	.733	836	6.1
HAALAND, Noah	0-1	.000	0-1	.000	0-0	.000	0	0.0	0-1	.000	0-1	.000	0-0	.000	0	0.0
HICKMAN, Nolan	126-262	.481	69-157	.439	14-15	.933	335	11.2	476-1041	.457	217-554	.392	103-122	.844	1272	9.5
HUFF, Braden	144-252	.571	6-25	.240	30-40	.750	324	10.8	281-481	.584	28-90	.311	61-96	.635	651	10.0
IKE, Graham	195-327	.596	10-28	.357	112-141	.794	512	17.1	721-1269	.568	20-59	.339	404-538	.751	1866	17.0
INNOCENTI, Emmanuel	15-43	.349	7-24	.292	1-2	.500	38	1.5	97-245	.396	31-102	.304	45-57	.789	270	4.4
NEMBHARD, Ryan	116-262	.443	34-85	.400	64-83	.771	330	11.0	557-1291	.431	155-449	.345	255-325	.785	1524	11.8
STROMER, Dusty	49-121	.405	27-78	.346	19-24	.792	144	5.0	101-261	.387	61-173	.353	49-61	.803	312	4.9
YEO, Jun Seok	9-16	.563	3-9	.333	2-5	.400	23	1.9	29-62	.468	6-31	.194	16-26	.615	80	2.2

Totals

Player	Season Statistics									Career Statistics								
	O-REB	D-REB	TOTAL	PF	FO	A	TO	A/TO		O-REB	D-REB	TOTAL	PF	FO	A	TO	A/TO	
AJAYI, Michael	53	111	164	52	0	25	22	1.1		129	361	490	135	3	88	89	1.0	
ARAUZMOORE, Joaquim	2	2	4	0	0	0	0	0.0		2	2	4	0	0	0	0	0.0	
BATTLE, Khalif	12	92	104	65	1	44	45	1.0		39	388	427	273	4	181	218	0.8	
DIAGNE, Ismaila	5	7	12	13	0	0	5	0.0		5	7	12	13	0	0	5	0.0	
FEW, Joe	1	2	3	6	0	3	3	1.0		3	14	17	15	0	15	6	2.5	
GREGG, Ben	62	93	155	52	0	42	19	2.2		177	338	515	225	2	119	77	1.5	
HAALAND, Noah	0	3	3	2	0	0	0	0.0		0	3	3	2	0	0	0	0.0	
HICKMAN, Nolan	16	61	77	34	0	68	30	2.3		33	262	295	175	0	319	148	2.2	
HUFF, Braden	38	61	99	56	0	28	13	2.2		84	134	218	118	1	46	27	1.7	
IKE, Graham	63	161	224	84	2	42	49	0.9		252	612	864	335	11	127	236	0.5	
INNOCENTI, Emmanuel	12	30	42	33	0	23	4	5.8		47	218	265	121	1	126	65	1.9	
NEMBHARD, Ryan	9	84	93	45	0	295	71	4.2		44	420	464	229	3	833	314	2.7	
STROMER, Dusty	11	59	70	48	0	23	19	1.2		42	143	185	110	0	62	49	1.3	
YEO, Jun Seok	2	6	8	10	0	1	2	0.5		12	27	39	35	0	7	10	0.7	



QUICKIE GAME RECORDS

Individual Game

Points

- 52 - Frank Burgess vs. UC-Davis (1-26-61)
- 50 - Jean Claude Lefebvre vs. Whitworth (2-18-58)
- 45 - Kyle Wiltjer at Pacific (2-19-15)
- 44 - Adam Morrison at Loyola Marymount (2-18-06)
- 44 - Frank Burgess vs. Whitworth (12-12-60)
- 44 - Jerry Vermillion vs. Whitman (12-16-53)

Field Goals Made

- 20 - Jean Claude Lefebvre vs. Whitworth (2-18-58)
- 18 - Adam Morrison at Washington (12-4-05)
- 18 - Jim McPhee vs. Loyola Marymount (1-27-90)
- 18 - Jim McPhee vs. Loyola Marymount (1-19-90)
- 18 - Frank Burgess vs. UC Davis (1-26-61)

Free Throws Made

- 16 - Ronny Turiaf vs. Cincinnati (NCAA - 3-20-03)
- 16 - Blake Stepp vs. Washington (12-2-02)
- 16 - Ronny Turiaf vs. Indiana (11-26-02)
- 16 - Frank Burgess (4 times)

Free Throw Percentage (1.000 - min. 10 attempts)

- (15-15) - Sam Dower vs. Santa Clara (3-8-14)
- (15-15) - Geoff Goss vs. Idaho State (1-6-93)
- (15-15) - Frank Burgess vs. Idaho (3-3-61)

Three-Pointers Made

- 9 - Corey Kispert vs. Virginia (12-26-20)
- 9 - Kevin Pangos vs. Washington State (11-14-11)
- 9 - Dan Dickau vs. Loyola Marymount (1-20-02)

Rebounds

- 33 - Jim Dixon vs. Eastern Washington (1-23-61)
- 28 - Paul Cathey vs. Nevada-Las Vegas (12-28-77)

Under Few

- 22 - Josh Heytvelt at Pepperdine (2-3-07)
- 20 - Domantas Sabonis at Pacific (1-23-16)

Offensive Rebounds

Under Few

- 8 - Ben Gregg at Oregon State (1-16-25)
- 8 - Drew Timme vs. San Diego (2-2-23-23)
- 8 - Brandon Clarke vs. Washington (12-5-18)
- 8 - Abdullahi Kuso vs. CSUN (12-8-07)
- 8 - Ronny Turiaf vs. UMass (12-4-04)

Assists

- 16 - Blake Stepp vs. Long Beach State (12-20-02)
- 15 - Ryan Nembhard vs. Santa Clara (1-18-25)
- 14 - Ryan Nembhard vs. Davidson (11-29-24)
- 14 - Andrew Nembhard at Pepperdine (2-16-22)
- 14 - Joel Ayayi at Portland (1-9-21)

Steals (Under Mark Few)

- 7 - Derek Raivio vs. Montana (11-21-04)
- 6 - Andrew Nembhard at BYU (2-5-22)
- 6 - Nigel Williams-Goss vs. Saint Mary's (3-7-17)
- 6 - David Stockton vs. South Dakota (11-18-12)
- 6 - Jeremy Pargo vs. Loyola Marymount (2-11-08)
- 6 - Derek Raivio vs. Loyola Marymount (1-6-07)

Blocks (Under Mark Few)

- 7 - Chet Holmgren vs. Dixie State (11-9-21)
- 7 - Chet Holmgren vs. Georgia State (3-17-22)
- 7 - Przemek Karnowski vs. Saint Mary's (1-2-14)

Team Game

Points Scored - Gonzaga

- 136 vs. Loyola Marymount, 2-18-89 (L 147-136)
- Under Few*
- 123 vs. Eastern Oregon, 11-14-23 (123-57)

Points Scored - Opponent

- 147 - Loyola Marymount, 2-18-89 (147-146)

Biggest Margin of Victory

- 78 - Eastern Oregon, 12-28-22 (120-42)
- 66 - Eastern Oregon, 11-14-23 (123-57)
- 61 - Denver, 12-21-18 (101-40)

Biggest Margin of Defeat

- 69 vs. Montana, 2-5-45 (103-34)

Rebounds

- 74 vs. Idaho, 1-22-66
- Under Few*
- 58 vs. Eastern Oregon, 11-14-23

Field Goals Made

- 52 vs. Eastern Oregon, 11-14-23

Field Goals Attempted

- 84 vs. Loyola Marymount, 1-19-90

Field Goal Percentage - Game

- 71.8 vs. Saint Mary's, 1-13-96 (28-39)
- 70.8 vs. Washington State, 12-28-03 (34-48)
- 70.4 vs. Warner Pacific, 12-21-88 (38-54)

Field Goal Percentage - Half

- 84.5 vs. Denver, 12-21-18 (101-40)
- 80.0 vs. San Francisco, 1-16-88 (16-20)
- 80.0 vs. Santa Clara, 1-23-82 (12-15)

Free Throws Made

- 41 vs. Davidson, 12-12-09
- 41 vs. Fairfield, 12-11-90
- 37 vs. San Francisco, 1-15-94

Free Throws Attempted

- 54 vs. Davidson, 12-12-09
- 53 vs. Loyola Marymount, 2-24-84
- 51 vs. Fairfield, 12-11-90
- 51 vs. Eastern Washington, 11-11-11

Free Throw Percentage - Game (Min. 10 attempts)

- 1.000 vs. BYU, 1-25-14 (12-12)
- 1.000 vs. Mich St, 11-22-05 (26-26)* (12-12 in OT)
- 1.000 vs. Eastern Washington, 12-11-93 (20-20)
- 1.000 vs. Pepperdine, 1-13-11 (12-12)
- 1.000 vs. BYU (1-25-14) (12-12)

Free Throw Percentage - Half (Min. 10 attempts)

- 1.000 vs. Portland State, 1-12-81 (22-22)
- 1.000 vs. Cal State Bakersfield, 2-28-11 (14-14)
- 1.000 at Portland, 2-5-09 (11-11)
- 1.000 vs. Eastern Washington, 12-11-93 (11-11)

Three-Pointers Made

- 18 vs. Portland, 1-29-22
- 17 vs. Portland, 1-14-23
- 16 vs. Pepperdine, 12-21-15

Three-Pointers Attempted

- 41 vs. Portland, 1-29-22
- 38 vs. Portland, 1-14-23
- 37 vs. Pepperdine, 12-21-15

Three-Point Percentage - Game (Min. 10 attempts)

- 76.9 vs. Pacific, 1-4-14 (10-13)
- 70.0 vs. Pepperdine, 1-14-06 (7-10)
- 68.8 vs. E. Washington, 11-30-10 (11-16)

Consecutive Free Throws

- 27 vs. Michigan State, 11-22-05

Fewest Turnovers

- 2, at Santa Clara, 1-24-19
- 3 vs. San Francisco, 2-18-95
- 3 vs. Penn State, 12-30-88

Assists

- 33 vs. Pepperdine, 2-15-25**
- 32 vs. Loyola Marymount, 1-19-80
- 31 at Portland, 1-25-25**
- 31 vs. Carroll College, 11-28-90
- 29 at Portland, 1-9-21
- 29 vs. Idaho State, 11-6-18

Steals

- 19 vs. Eastern Oregon, 12-28-22
- 18 vs. Southern Utah, 11-9-12
- 18 vs. USC Upstate, 3-3-09

Blocked Shots

- 11 vs. Pepperdine, 2-10-10
- 11 vs. Portland, 2-24-05
- 11 vs. Santa Clara, 1-25-01
- 11 vs. Saint Mary's, 2-11-99
- 11 vs. St. Peter's, 11-30-90



WHERE ARE THEY NOW

Bryan Alberts (2014-17)

Höttur in Iceland Premier League

Martynas Arlauskas (2019-22)

Jonava in Lithuanian LKL

Joel Ayayi (2017-21)

JL Bourg en Bresse in French Betclic ELITE ProA

Rasir Bolton (2021-23)

Spartak in Serbian ABA League

Ira Brown (2007-09)

Fukuoka Rizing in Japanese B2 League

Brandon Clarke (2017-19)

Memphis Grizzlies in the NBA

Zach Collins (2016-17)

Chicago Bulls in the NBA

Aaron Cook (2020-21)

Eisbären Bremerhaven in German Bundesliga

Geno Crandall (2018-19)

EWE Baskets Oldenburg in German Bundesliga

Austin Daye (2007-10)

Kings in Taiwanese PLeague+

Micah Downs (2006-09)

Barreirense in Portuguese Proliga

Admon Gilder (2019-20)

Kouvot in Finnish Korisliiga

Rui Hachimura (2016-19)

Los Angeles Lakers in the NBA

Elias Harris (2009-13)

Bayern Muenchen in German BBL

Chet Holmgren (2021-22)

Oklahoma City Thunder in the NBA

Jeremy Jones (2015-19)

Rio Grande Valley Vipers in the NBA G League

Corey Kispert (2017-21)

Washington Wizards in the NBA

Luka Krajnovic (2023-24)

KK Cedevita Junior Zagreb in Croatia

Matthew Lang (2018-22)

Primorje 1945 in Montenegrin Erste Liga

Guy Landry Edi (2010-13)

Calgary Surge in CEBL

Jordan Mathews (2016-17)

Nacional in Uruguayan LUB

Silas Melson (2014-18)

Darussafaka Lassa Istanbul in Turkish BSL

GAME 31: at SAN FRANCISCO

Andrew Nembhard (2020-22)

Indiana Pacers in the NBA

Kelly Olynyk (2010-14)

New Orleans Pelicans in the NBA

Kevin Pangos (2011-15)

Napoli in Italian Serie A

Jeremy Pargo (2005-09)

G-League Ignite in NBA G League

Josh Perkins (2014-19)

Champville in Lebanese LBL

Filip Petrushev (2018-20)

Crvena zvezda in Serbian KLS

Domantas Sabonis (2014-16)

Sacramento Kings in the NBA

Malachi Smith (2021-23)

Memphis Hustle in NBA G League

David Stockton (2010-14)

Valley Suns in the NBA G League

Julian Strawther (2020-23)

Denver Nuggets in the NBA

Jalen Suggs (2020-21)

Orlando Magic in the NBA

Killian Tillie (2016-20)

Unicaja Malaga in Spanish Liga Endesa

Drew Timme (2019-23)

Long Island Nets in NBA G League

Anton Watson (2019-24)

Maine Celtics in NBA G League

Byron Wesley (2014-15)

GS Ermis Shimatariou in Greek Elite League

Johnathan Williams III (2015-18)

Chiba Jets in Japanese B2 League

Nigel Williams-Goss (2015-17)

Olympiacos B.C. in Greek Basketball League

Kyle Wiltjer (2014-16)

Umana Reyer Venezia in Italian Serie A

Ryan Woolridge (2018-19)

Panionios in Greek GBL



LAST FOUR BOX SCORES



Official Basketball Box Score - Final
Gonzaga at Santa Clara
02/25/25 Leavney Center, Santa Clara
2024-25 Men's Basketball

Game Time: 8:00 PM
Game Duration: 1:57
Attendance: 4,200

Officials: Greg Nixon, Darron George, De Salle Dean

Gonzaga - 95

Record: 22-8 (13-4)

NO.	Name	Min	FG	3P	FT	Rebounds		Fouls	TP	AS	TO	ST	Blocks		BS	BA	
			M	A	M	A	OR	DR	TOT	PF	FD						
13	Graham Ike	F 19:52	11	13	0	0	2	3	4	7	4	24	0	2	4	2	0
33	Ben Gregg	F 16:15	2	3	0	1	3	4	0	1	1	2	7	0	0	1	0
0	Ryan Nembhard	G 38:33	5	11	2	6	0	0	5	5	1	1	12	15	4	2	0
11	Nolan Hickman	G 36:26	5	11	1	6	0	0	0	0	1	1	2	11	4	1	0
99	Khalif Battle	G 24:02	8	15	2	4	3	3	0	5	5	3	3	21	1	3	1
4	Dusty Stromer	20:59	1	4	1	4	2	3	0	1	1	1	3	5	0	0	1
1	Michael Ajayi	23:52	1	3	0	1	4	6	1	7	8	2	6	2	1	1	0
34	Braden Huff	02:05	0	0	0	0	0	0	0	0	0	3	0	0	0	0	0
24	Ismaila Diagne	17:56	4	4	0	0	1	1	1	3	4	3	2	9	0	2	1
Team									0	1	1	3	0	0	0	0	
Totals			37-64	6-22	15-20		5	28	33	21	19	95	22	13	11	4	2

Technical Fouls: NONE

Santa Clara - 76

Record: 19-11 (11-6)

NO.	Name	Min	FG		3P	FT	Rebounds		Fouls		TP	AS	TO	ST	Blocks		BBS	BA	+/-
			M-A	M-A	M-A	M-A	M-A	OR	DR	PF	FD	BS	BA						
14	Johnny O'Neil	F 26:53	3-9	1-4	0-0	1	6	7	3	2	7	1	2	1	1	1	-18		
13	Christoph Tilly	C 14:18	1-7	0-3	4-4	1	1	2	2	2	6	2	2	1	0	0	-9		
1	Tyreee Bryan	G 31:54	5-10	4-6	2-4	1	4	5	2	3	18	0	0	1	0	1	-22		
4	Adama Ball	G 28:41	3-7	2-5	3-4	0	0	0	2	2	11	4	0	0	0	0	-2		
10	Carlos Stewart	G 24:01	4-7	2-4	4-6	0	2	2	1	3	14	1	3	0	0	1	-8		
21	Cameron Tongue	20:27	3-8	1-1	4-4	1	2	3	3	5	11	1	3	0	0	1	-10		
8	Elijah Mahi	22:02	2-4	1-1	4-6	0	2	2	1	3	9	0	1	1	1	0	-17		
0	Brenton Knapper	18:14	0-3	0-1	0-0	0	2	2	2	0	0	2	1	0	0	0	-9		
44	Jake Ensminger	13:07	0-0	0-0	0-0	0	2	2	3	1	0	1	0	1	0	0	0		
12	Bukky Oboye	00:23	0-0	0-0	0-0	0	0	0	0	0	0	0	0	0	0	0	0		
Team											2	2	4						
Totals			22-55	11-25	21-28	6	23	29	19	21	76	12	17	5	2	4	-19		

Technical Fouls: NONE

GU		SCU	
Biggest lead		23 (2 nd 2:44)	10 (1 st 16:53)
Best Scoring Run		10 (1 st 0:34)	7 (1 st 18:27)
Lead Changes		1	
Times Tied		2	
Time with Lead		20:24	17:54
Points from		GU	SCU
Turnovers		25	12
Paint		1st	2nd
Second Chance		7	4
Fast Breaks		16	3
Bench		20	20
Period by Period Scoring		1st	2nd
TOT		44	51
GU		44	51
SCU		42	34
TOT		86	85

Shooting By Period	
1 st FG%	11-26 42.3%
3PT%	8-13 61.5%
FT%	12-15 80%
2 nd FG%	11-29 37.9%
3PT%	3-12 25.0%
FT%	9-13 69.2%
GM FG%	22-55 40.0%
GM 3PT%	11-25 44.0%
FT%	21-28 75.0%

Dead Ball Rebounds: 6, 0



Official Basketball Box Score - Final
Saint Mary's (CA) at Gonzaga
02/25/25 McCarthy Athletic Center, Spokane, WA
2024-25 Men's Basketball

Game Time: 5:00 PM
Game Duration: 1:58
Attendance: 6,000

Officials: Kipp Kessinger, Ray Natti, Deron White

Saint Mary's (CA) - 74

Record: 25-4 (15-1)

NO.	Name	Min	FG	3P	FT	Rebounds	Fouls	TP	AS	TO	ST	Blocks	BkBs	a/-			
			M-A	M-A	M-A	OR	DR	TOT	PF	FD		BS	BA				
23	Paulius Murauskas	F 16:21	3-8	0-1	1-4	0	2	2	3	3	7	0	0	0			
33	Luke Barrett	F 40:00	6-11	2-4	0-0	4	4	8	1	0	14	0	0	0			
11	Mitchell Saxen	C 34:39	7-13	0-1	2-2	4	5	9	3	4	16	3	2	1			
2	Jordan Ross	G 24:15	1-6	0-3	2-2	0	2	2	0	1	4	1	0	0			
3	Augustas Marculionis	G 37:56	3-7	1-4	2-2	0	4	4	4	1	9	6	3	1			
1	Harry Wessels	29:00	2-7	0-0	2-2	3	2	5	1	3	6	0	1	1			
0	Mikey Lewis	17:49	5-9	5-7	3-3	0	2	2	1	3	18	0	2	0			
Team						5	2	7			0	3					
Totals			27-61	8-20	12-15	16	23	39	13	15	74	10	11	3	1	4	7

Technical Fouls: NONE

Gonzaga - 67

Record: 21-8 (12-4)

NO.	Name	Min	FG		3P		FT		Rebounds		Fouls		TP	AS	TO	ST	Blocks		B/A	+/-
			M	A	M	A	M	A	OR	DR	TOT	PF					FD	BS		
33	Ben Gregg	F 17:40	1-4	0-2	0-2	3	1	4	1	2	2	1	0	0	0	0	0	0	0	0
0	Ryan Nembhard	G 40:00	4-12	1-2	2-2	0	3	3	0	2	11	8	3	0	0	0	0	0	0	-7
1	Michael Ajayi	G 23:39	2-4	0-0	2-3	1	3	4	1	3	6	0	0	0	1	0	0	0	0	-11
11	Nolan Hickman	G 29:57	6-12	2-7	0-0	0	1	1	1	14	0	0	0	1	2	0	0	0	0	-1
15	Joe Few	G 02:11	0-0	0-0	0-0	0	0	0	0	1	0	0	0	0	0	0	0	0	0	-8
15	Graham Ike	27:25	7-11	0-0	5-5	1	4	5	3	4	19	2	2	0	0	0	0	0	0	-1
99	Khalif Battle	27:40	4-7	0-2	0-0	0	2	2	1	1	8	1	2	4	1	0	4	0	0	4
5	Emmanuel Innocenti	16:21	0-0	0-0	0-0	1	2	3	3	0	0	0	0	0	0	0	0	0	0	-8
34	Braden Huff	11:16	3-6	1-1	0-0	1	2	3	4	0	7	0	0	0	0	0	0	0	0	2
4	Dusty Stromer	03:51	0-0	0-0	0-0	0	0	0	0	0	0	0	0	0	0	0	0	0	0	-1
Team											0	1	1							0
Totals			27-56	4-14	9-12	7	19	26	15	13	67	12	7	5	4	1	-7			

Technical Fouls: NONE

SMC		GON	
Biggest lead		12 (1 st 2:11)	0 (1 st 20:00)
Best Scoring Run		11 (1 st 17:18)	7 (2 nd 12:50)
Lead Changes		0	
Times Tied		1	
Time with Lead		39:02	00:00
Points from		SMC	GON
Turnovers		2	9
Paint		1st	2nd
Second Chance		34	38
Fast Breaks		21	14
Bench		24	34
Period by Period Scoring		1st	2nd
TOT		41	33
SMC		41	33
GON		31	36
TOT		72	69

Shooting By Period	
1 st FG%	10-33 30.3%
3PT%	2-9 22.2%
FT%	1-1 100%
2 nd FG%	13-24 54.2%
3PT%	2-5 40.0%
FT%	8-11 72.7%
GM FG%	27-56 48.2%
GM 3PT%	4-14 28.6%
FT%	9-12 75.0%

Dead Ball Rebounds: 2, 1



Official Basketball Box Score - Final
Gonzaga at Washington St.
02/19/25 Baseline Coliseum, Pullman, Wash.
2024-25 Men's Basketball

Game Time: 6:00 PM
Game Duration: 1:54
Attendance: 10,219

Officials: Randy McCull, Eric Curry, Antonio Petty

Gonzaga - 84

Record: 21-7 (12-3)

NO.	Name	Min	FG		3P	FT	Rebounds			Fouls		TP	AS	TO	ST	Blocks		BBS	A+		
			M	A	M	A	OR	DR	TOT	PF	FD	BS	BA								
13	Graham Ike	F 28:41	5-9	0-0	7-7	4	9	13	2	6	17	3	2	0	1	2	18				
33	Ben Gregg	F 16:46	1-3	0-2	3-3	0	3	3	2	2	5	2	1	1	0	0	9				
0	Ryan Nembhard	G 34:53	3-7	1-1	0-0	0	1	1	2	1	7	2	2	0	0	0	18				
11	Nolan Hickman	G 34:36	8-14	4-5	3-3	2	2	2	23	5	2	2	2	0	2	0	18				
99	Khalif Batey	G 19:37	1-6	0-3	0-0	0	3	3	1	2	2	2	1	0	0	0	15				
5	Emmanuel Ajayi	22:49	4-6	0-1	4-4	1	4	5	3	3	12	2	2	3	0	1	14				
1	Michael Innocenti	19:31	0-1	0-0	1-2	3	1	3	1	0	1	0	0	0	0	0	7				
34	Braden Huff	11:19	5-7	0-0	1-1	1	0	1	1	1	11	1	0	0	0	1	3				
4	Dusty Stromer	11:49	2-3	2-3	1-2	0	1	1	0	1	7	1	0	0	0	0	6				
Team																					
Totals			29-56			17-15	19-20	10			25	35	14	17	64	19	11	8	2	7	21



2024-25 Gonzaga Men's Basketball Combined Team Statistics In Conference games

Page 1/1
as of Feb 26, 2025

Game Records

Record	Overall	Home	Away	Neutral
ALL GAMES	13-4	7-2	6-2	0-0
CONFERENCE	13-4	7-2	6-2	0-0
NON-CONFERENCE	0-0	0-0	0-0	0-0

Score by Periods

Team	1st	2nd	OT	TOT
Gonzaga	715	767	6	1488
Opponents	552	632	14	1198

Team Box Score

					Total		3-Point		F-Throw		Rebounds													
No.	Player	GP-GS	MIN	AVG	FG-FGA	FG%	3FG-3FGA	3FG%	FT-FTA	FT%	OFF	DEF	TOT	AVG	PF	DQ	A	TO	BLK	STL	PTS	AVG		
13	IKE, Graham	17-15	409:47	24.1	119-196	.607	5-17	.294	59-71	.831	40	97	137	8.1	48	2	25	25	13	17	302	17.8		
99	BATTLE, Khalif	17-13	435:09	25.6	69-157	.439	24-76	.316	69-73	.945	6	45	51	3.0	36	1	25	26	1	17	231	13.6		
11	HICKMAN, Nolan	17-17	505:41	29.7	76-159	.478	41-93	.441	10-11	.909	9	32	41	2.4	23	0	43	14	7	21	203	11.9		
0	NEMBARD, Ryan	17-17	579:47	34.1	65-148	.439	18-46	.391	25-37	.676	5	44	49	2.9	29	0	165	43	1	24	173	10.2		
34	HUFF, Braden	17-1	231:26	13.6	74-129	.574	2-8	.250	20-28	.714	22	27	49	2.9	31	0	15	4	8	5	170	10.0		
33	GREGG, Ben	17-16	363:29	21.4	61-95	.642	10-28	.357	22-31	.710	39	49	88	5.2	30	0	31	12	6	16	154	9.1		
1	AJAYI, Michael	16-2	313:57	19.6	41-81	.506	4-13	.308	37-54	.685	27	69	96	6.0	24	0	13	10	5	12	123	7.7		
24	DIAGNE, Ismaila	4-0	33:24	8.4	6-7	.857	0-0	.000	6-6	1.000	2	7	9	2.3	8	0	0	4	1	2	18	4.5		
4	STROMER, Dusty	16-0	272:47	17.0	24-66	.364	12-43	.279	11-14	.786	3	22	25	1.6	24	0	11	8	6	8	71	4.4		
5	INNOCENTI, Emmanuel	14-3	219:48	15.7	11-32	.344	6-18	.333	1-1	1.000	9	22	31	2.2	24	0	15	2	4	9	29	2.1		
22	YEO, Jun Seok	6-0	28:38	4.8	3-6	.500	1-3	.333	0-0	.000	1	5	6	1.0	5	0	0	1	1	0	7	1.2		
15	FEW, Joe	8-1	24:06	3.0	3-8	.375	0-2	.000	1-1	1.000	1	2	3	0.4	5	0	1	3	0	1	7	0.9		
10	ARAUZMOORE, Joaquim	2-0	03:27	1.7	0-1	.000	0-0	.000	0-0	.000	0	0	0	0.0	0	0	0	0	0	0	0	0.0		
35	HAALAND, Noah	1-0	03:33	3.6	0-0	.000	0-0	.000	0-0	.000	0	1	1	1.0	0	0	0	0	0	0	0	0.0		
Team											32	30	62					5						
Total		17	3425		552-1085	.509	123-347	.354	261-327	.798	196	452	648	38.1	287	3	344	157	53	132	1488	87.5		
Opponents		17	3425		422-1011	.417	139-421	.330	215-301	.714	172	377	549	32.3	299	6	205	222	57	84	1198	70.5		

Team Statistics

	GONZ	OPP
Scoring		
Points per game	87.5	70.5
Scoring margin	+17.1	-
Field goals-att		
Field goal pct	.509	.417
3 point fg-att		
3-point FG pct	.354	.330
3-pt FG made per game	7.2	8.2
Free throws-att		
Free throw pct	.798	.714
F-Throws made per game	15.4	12.6
Rebounds		
Rebounds per game	38.1	32.3
Rebounding margin	+5.8	-
Assists		
Assists per game	20.2	12.1
Turnovers		
Turnovers per game	9.2	13.1
Turnover margin	+3.8	-
Assist/turnover ratio	2.2	0.9
Steals		
Steals per game	7.8	4.9
Blocks		
Blocks per game	3.1	3.4
Winning streak		
Home win streak	1	-
	0	-
Attendance		
Home games-Avg/Game	57022	38390
Home games-Avg/Game	9-6336	8-4799
Neutral site-Avg/Game	-	0-0

Team Results

Date	Opponent		Score	Att.
12/30/2024	at Pepperdine	W	89-82	1506
01/02/2025	Portland	W	81-50	9022
01/04/2025	at LMU (CA)	W	96-68	2369
01/08/2025	San Diego	W	93-80	6000
01/11/2025	Washington St.	W	88-75	6000
01/16/2025	at Oregon St.	Lot	89-97	9301
01/18/2025	Santa Clara	L	99-103	6000
01/25/2025	at Portland	W	105-62	4117
01/28/2025	Oregon St.	W	98-60	6000
02/01/2025	at Saint Mary's (CA)	L	58-62	3500
02/06/2025	LMU (CA)	W	73-53	6000
02/08/2025	at Pacific	W	78-61	3178
02/13/2025	San Francisco	W	88-77	6000
02/15/2025	Pepperdine	W	107-55	6000
02/19/2025	at Washington St.	W	84-63	10219
02/22/2025	Saint Mary's (CA)	L	67-74	6000
02/25/2025	at Santa Clara	W	95-76	4200



2024-25 Gonzaga Men's Basketball Combined Team Statistics All games

Page 1/1
as of Feb 26, 2025

Game Records

Record	Overall	Home	Away	Neutral
ALL GAMES	22-8	13-2	7-2	2-4
CONFERENCE	13-4	7-2	6-2	0-0
NON-CONFERENCE	9-4	6-0	1-0	2-4

Score by Periods

Team	1st	2nd	OT	TOT
Gonzaga	1265	1333	23	2621
Opponents	963	1093	40	2096

Team Box Score

No.	Player				Total		3-Point		F-Throw		Rebounds													
		GP-GS	MIN	AVG	FG-FGA	FG%	3FG-3FGA	3FG%	FT-FTA	FT%	OFF	DEF	TOT	AVG	PF	DQ	A	TO	BLK	STL	PTS	AVG		
13	IKE, Graham	30-28	666:05	22.2	195-327	.596	10-28	.357	112-141	.794	63	161	224	7.5	84	2	42	49	17	21	512	17.1		
99	BATTLE, Khalif	30-26	776:48	25.9	117-270	.433	45-137	.328	106-113	.938	12	92	104	3.5	65	1	44	45	2	30	385	12.8		
11	HICKMAN, Nolan	30-29	901:23	30.0	126-262	.481	69-157	.439	14-15	.933	16	61	77	2.6	34	0	68	30	10	31	335	11.2		
0	NEMBARD, Ryan	30-30	1053:27	35.1	116-262	.443	34-85	.400	64-83	.771	9	84	93	3.1	45	0	295	71	2	48	330	11.0		
34	HUFF, Braden	30-1	469:01	15.6	144-252	.571	6-25	.240	30-40	.750	38	61	99	3.3	56	0	28	13	18	7	324	10.8		
33	GREGG, Ben	30-18	617:14	20.6	101-175	.577	16-59	.271	62-80	.775	62	93	155	5.2	52	0	42	19	14	23	280	9.3		
1	AJAYI, Michael	29-13	586:18	20.2	73-157	.465	8-39	.205	52-74	.703	53	111	164	5.7	52	0	25	22	10	23	206	7.1		
4	STROMER, Dusty	29-1	566:40	19.5	49-121	.405	27-78	.346	19-24	.792	11	59	70	2.4	48	0	23	19	7	20	144	5.0		
24	DIAGNE, Ismaila	7-0	52:02	7.4	11-13	.846	0-0	.000	10-12	.833	5	7	12	1.7	13	0	0	5	4	5	32	4.6		
22	YEO, Jun Seok	12-0	52:37	4.4	9-16	.563	3-9	.333	2-5	.400	2	6	8	0.7	10	0	1	2	1	1	23	1.9		
5	INNOCENTI, Emmanuel	26-3	281:25	10.8	15-43	.349	7-24	.292	1-2	.500	12	30	42	1.6	33	0	23	4	6	14	38	1.5		
10	ARAUZMOORE, Joaquim	4-0	10:19	2.6	2-6	.333	1-3	.333	0-0	.000	2	2	4	1.0	0	0	0	0	0	1	5	1.3		
15	FEW, Joe	12-1	32:50	2.7	3-10	.300	0-2	.000	1-1	1.000	1	2	3	0.3	6	0	3	3	0	2	7	0.6		
35	HAALAND, Noah	3-0	08:51	3.0	0-1	.000	0-1	.000	0-0	.000	0	3	3	1.0	2	0	0	0	0	0	0	0.0		
Team											56	57	113					8						
Total		30	6075		961-1915	.502	226-647	.349	473-590	.802	342	829	1171	39.0	500	3	594	290	91	226	2621	87.4		
Opponents		30	6075		742-1802	.412	229-746	.307	383-524	.731	292	683	975	32.5	534	10	363	389	107	160	2096	69.9		

Team Statistics

	GONZ	OPP
Scoring	2621	2096
Points per game	87.4	69.9
Scoring margin	+17.5	-
Field goals-att	961-1915	742-1802
Field goal pct	.502	.412
3 point fg-att	226-647	229-746
3-point FG pct	.349	.307
3-pt FG made per game	7.5	7.6
Free throws-att	473-590	383-524
Free throw pct	.802	.731
F-Throws made per game	15.8	12.8
Rebounds	1171	975
Rebounds per game	39.0	32.5
Rebounding margin	+6.5	-
Assists	594	363
Assists per game	19.8	12.1
Turnovers	290	389
Turnovers per game	9.7	13.0
Turnover margin	+3.3	-
Assist/turnover ratio	2.0	0.9
Steals	226	160
Steals per game	7.5	5.3
Blocks	91	107
Blocks per game	3.0	3.6
Winning streak	1	-
Home win streak	0	-
Attendance	99022	50804
Home games-Avg/Game	15-6601	9-5645
Neutral site-Avg/Game	-	6-8981

Team Results

Date	Opponent		Score	Att.
11/04/2024	Baylor	W	101-63	12000
11/10/2024	Arizona St.	W	88-80	6000
11/15/2024	UMass Lowell	W	113-54	6000
11/18/2024	at San Diego St.	W	80-67	12414
11/20/2024	Long Beach St.	W	84-41	6000
11/27/2024	vs West Virginia	Lot	78-86	959
11/28/2024	vs Indiana	W	89-73	2885
11/29/2024	vs Davidson	W	90-65	993
12/07/2024	vs Kentucky	Lot	89-90	17846
12/14/2024	vs UConn	L	71-77	18933
12/18/2024	Nicholls	W	102-72	6000
12/21/2024	Bucknell	W	86-65	6000
12/28/2024	vs UCLA	L	62-65	12272
12/30/2024	at Pepperdine	W	89-82	1506
01/02/2025	Portland	W	81-50	9022
01/04/2025	at LMU (CA)	W	96-68	2369
01/08/2025	San Diego	W	93-80	6000
01/11/2025	Washington St.	W	88-75	6000
01/16/2025	at Oregon St.	Lot	89-97	9301
01/18/2025	Santa Clara	L	99-103	6000
01/25/2025	at Portland	W	105-62	4117
01/28/2025	Oregon St.	W	98-60	6000
02/01/2025	at Saint Mary's (CA)	L	58-62	3500
02/06/2025	LMU (CA)	W	73-53	6000
02/08/2025	at Pacific	W	78-61	3178
02/13/2025	San Francisco	W	88-77	6000
02/15/2025	Pepperdine	W	107-55	6000
02/19/2025	at Washington St.	W	84-63	10219
02/22/2025	Saint Mary's (CA)	L	67-74	6000
02/25/2025	at Santa Clara	W	95-76	4200




2024-25 GONZAGA BASKETBALL | TV/RADIO ROSTER




Ryan Nemhard
G | 6-0 | 180 | Sr.
Aurora, Ontario




Michael Ajayi
G | 6-7 | 228 | Sr.
Kent, Wash.



Steele Venters
G | 6-7 | 200 | RJr.
Ellensburg, Wash.




Braeden Smith
G | 6-0 | 170 | Jr.
Seattle, Wash.




Dusty Stromer
G | 6-6 | 200 | So.
Sherman Oaks, Calif.




Emmanuel Innocenti
F | 6-5 | 198 | So.
Ranzanico, Italy



Cade Orness
G | 6-3 | 185 | Fr.
Poulsbo, Wash.



Joaquim Arauz Moore
G | 6-1 | 175 | RJr.
Ross, Calif.



Nolan Hickman
G | 6-2 | 190 | Sr.
Seattle, Wash.



Graham Ike
F | 6-9 | 250 | RSr.
Aurora, Colo.



Graydon Lemke
F | 6-10 | 190 | Fr.
Las Vegas, Nevada




Joe Few
G | 6-0 | 170 | RJr.
Spokane, Wash.




Jun Seok Yeo
F | 6-8 | 218 | Jr.
Seoul, Korea



Ismaila Diagne
C | 7-0 | 237 | Fr.
Nguekhokhe, Senegal




Ben Gregg
F | 6-10 | 230 | Sr.
Clackamas, Ore.



Braden Huff
F | 6-10 | 250 | RSr.
Glen Ellyn, Ill.



Noah Haaland
F | 6-9 | 245 | RJr.
Rathdrum, Idaho



Khalif Battle
G | 6-5 | 185 | Gr.
Hillside, N.J.



Mark Few
Head Coach
26th Season