



2024-25 Saint Mary's College Men's Basketball

Assistant AD for Communications: Ryan Barnett C: (661) 714-6210 / rab22@stmarys-ca.edu

Tickets: (925) 631-GoTx (4689) • PO Box 5100 • 1928 Saint Mary's Road • Moraga, CA 94575

www.SMCGaels.com • Twitter, Instagram: @SaintMarysHoops • Facebook: /SMCMensBasketball

Record (20-3) WCC (10-0) Ranking (RV/23)

Home (12-1) Away (6-0) Neutral (2-2)		
Nov. 4	Towson (ESPN+)	W, 76-69
Nov. 7	Chattanooga (ESPN+)	W, 86-74
Nov.12	Akron (ESPN+)	W, 87-68
Nov.17	vs. Nebraska % (BTN)	W, 77-74
Nov.20	Stanislaus State (ESPN+)	W, 78-38
Nov.23	Cal Poly (ESPN+)	W, 80-66
Nov.28	vs. USC + (TruTV)	W, 71-36
Nov.29	vs. RV/NR Arizona State + (TruTV)	L, 64-68
Dec. 3	UT San Antonio (ESPN+)	W, 82-74 (OT)
Dec. 7	at Utah (ESPN+)	W, 72-63
Dec.14	vs. Boise State & (broncosports.com)	L, 65-67 (OT)
Dec.19	Merrimack (ESPN+)	W, 73-68
Dec.22	RV/RV Utah State (ESPN+)	L, 68-75
Dec.28	Pacific * (ESPN+)	W, 70-60
Jan. 2	Pepperdine * (ESPN+)	W, 71-41
Jan. 4	at Portland * (ESPN+)	W, 81-58
Jan. 7	LMU * (ESPN2)	W, 81-56
Jan. 11	at San Diego * (ESPN+)	W, 103-56
Jan. 18	at Pepperdine * (ESPN+)	W, 74-50
Jan.23	San Francisco * (CBSSN)	W, 71-51
Jan.25	at Washington State * (CBSSN)	W, 80-75
Jan.29	at Santa Clara * (ESPNU)	W, 67-54
Feb. 1	RV/RV Gonzaga * (ESPN)	W, 62-58
Feb. 6	at San Francisco * (ESPN2)	6:00 pm
Feb. 8	at Oregon State * (ESPN2)	7:00 pm
Feb.11	Santa Clara * (ESPN2)	8:00 pm
Feb.15	Washington State * (ESPN2/U)	7:00 pm
Feb.19	Portland * (ESPN+)	7:00 pm
Feb.22	at Gonzaga * (ESPN/ESPN2)	TBD
Feb.27	at LMU * (CBSSN)	8:00 pm
Mar. 1	Oregon State * (CBSSN)	7:00 pm
Mar.6-11	WCC Tournament ^	TBD

Key: % = game played at the Sanford Pentagon (Sioux Falls, S.D.); + = Acrisure Classic (Acrisure Arena - Palm Desert, CA); & = game played at the Mountain America Center (Idaho Falls, ID); ^ = West Coast Conference Tournament (Orleans Arena - Las Vegas, Nev.); *West Coast Conference opponent

2024-25 Saint Mary's Gaels * = Probable Starters

No.	Name	Pos.	Ht.	Yr.	GP-GS	PPG	RPG	APG	Notes
2*	Jordan Ross	G	6-3	So.	23-23	9.1	3.0	3.1	Played sparingly as true freshman, now starts at the two, team best 3.00 assist to turnover ratio, 9 of his last 16 from 3
3*	Augustas Marciulionis	G	6-4	Sr.	23-23	13.4	2.4	5.8	'24 WCC POTY and WCC Tournament MOP, First Gael to earn both since Dellavedova, 430 career ast (7th most in prog. hist.)
11*	Mitchell Saxen	C	6-10	Gr.	23-23	10.4	7.9	1.8	'24 WCC DPOTY, 22 double-doubles (7 this year), 4th in SMC Hist. with 144 blks, 2nd in the NCAA with 4.30 ORPG
23*	Paulius Murauskas	F	6-8	So.	23-23	13.1	8.9	1.7	9 dbl-dbls in first 21 games as a Gael, 1st 3 straight dbl-dbl Gael since Saxen in 22-23, Wk12 L. Olson POTW (24.5 PPG)
33*	Luke Barrett	G/F	6-6	R-Sr.	23-23	10.3	6.8	1.2	64 o-reb this year (2.8 ORPG), First 5 double-doubles this season, Leads the WCC averaging 36:14 minutes per game
0	Mikey Lewis	G	6-3	Fr.	23-0	9.0	2.0	0.8	Week 2 WCC Freshman and Player of the Week (first since Chet Holmgren ('22)), 23 pts vs Neb, Week 9+10 WCC FOTW
1	Harry Wessels	C	7-1	Jr.	22-0	4.0	2.7	0.4	Career 62.4% from the field, trailing only Jock Landale (62.5%) for the program career record, 84.6% FT this year
7	Joshua Dent	G	6-3	Fr.	16-0	0.8	0.3	0.4	Scored first collegiate pts against Utah St, CB 8 pts at USD, Centre of Excellence product, 25th Gael from Australia
8	Rory Hawke	G	6-5	R-Fr.	0-0	DNP	DNP	DNP	Scored 13 pts in 10 minutes in debut vs Stanislaus, Granted med. redshirt after early season injury
9	Ashton Hardaway	F	6-8	So.	23-0	2.8	1.7	0.6	30 games at Memphis LY, 17 pts vs Mich. LY, son of Penny Hardaway, Has become a solid #2 Power Forward
14	Oliver Faubert	F	6-9	Fr.	0-0	DNP	DNP	DNP	#1 HS player out of Ontario (247Sport), 12 PPG, 5 RPG shot 64% from 3 at Fort Erie Intl Acad.
15	Liam Campbell	G	6-4	Fr.	0-0	DNP	DNP	DNP	2* State Champ at Owyhee HS in Meridian, Idaho, #2 prep player out of Idaho for class of 24
22	Cade Bennett	G	6-0	R-So.	17-0	0.6	0.3	0.9	Career-high 5 pts and 7 ast vs Stanislaus (11-20-24), 32 assists to just 6 turnovers in his career, Coach Bennett's son
24	Kevin Gad	F	6-6	R-So.	10-0	1.2	0.3	0.4	CB 9 pts at Pacific LY, shooting 3-4 from three, Has scored all 12 pts this year in last 3 games
45	Andrew McKeever	C	7-1	R-Fr.	15-0	3.2	2.6	0.1	2* WCC Fresh. of the Week (Weeks 3 and 5), RS LY, 65% FG (22-34) to open his SMC career



Game 24

at San Francisco Dons

- HC Chris Gerlufsen (3rd Season, 61-31)
- 18-6 (8-3, 2nd in the WCC)
- 14-0 at home this year
- Led by WCC Leading Scorer Malik Thomas (19.7 PPG)
- 101-91 all-time vs SMC (Gaels won last 11 straight vs Dons)

Game Information:

February 6, 2025 • War Memorial at the Sobrato Center • 6:00 PM

TV: ESPN2 (Dave Flemming and Dan Dickau)

Radio: The Varsity Network (Ryan Barnett)

Stats: statbroadcast.com

Gael Spotlight

• The Gaels opened the season receiving votes in both the AP Preseason top-25 poll and in the USA Today Coaches Preseason top-25 poll. This comes on the back of Saint Mary's finishing the 2023-24 campaign ranked 21st in the AP and 22nd in the Coaches. The Gaels have opened the season now at 20-3, and after receiving votes in at least one of the two top-25 polls in multiple weeks this season, have cracked the top-25 in the coaches poll at #23 this week. The Gaels are currently ranked 1st in the Mid-Major Top-25, 22nd in the NET and 23rd in KenPom.

• Saint Mary's has won a nation's best 15 straight road contests, having not lost a true road game since February 25, 2023 when they lost to Gonzaga 77-68. Over this 15 game winning streak on the road, the Gaels have picked up signature wins over then 13th ranked Colorado State (12/9/23), Gonzaga (2/3/24), Santa Clara twice (1/13/24 and 1/29/25), San Francisco (1/20/24), Utah (12/7/24) and Washington State (1/25/25). The Gaels are also currently riding a 10 game winning streak, having not lost in the year 2025.

• Saint Mary's was picked to finish in 2nd place in the WCC Preseason poll, despite winning both the regular season and tournament titles a year ago. Last season was just the third time in program history that Saint Mary's won both the WCC Regular Season and Tournament Title in the same year (1997 and 2012). 2024 WCC Runner-Ups Gonzaga were picked as this season's conference favorites.

• Augustas Marciulionis and Mitchell Saxen were named to the Preseason All-WCC Team. Marciulionis was named both the WCC Player of the Year and the WCC Tournament Most Outstanding Player in 2024, making him the second ever Gael to do so (Dellavedova). He also was named to the preseason Wooden Award Watchlist. Saxen was named the 2024 WCC Defensive Player of the Year, and is also on the preseason Kareem Abdul-Jabbar Center of the Year watchlist.

• The Gaels have made the NCAA Tournament in each of the last three seasons, a program record for most consecutive trips to the Big Dance. On top of this, Saint Mary's has been a #5 seed in each of the last three tournaments. Saint Mary's is one of only 10 schools to receive a top-five seed in each of the last NCAA Tournaments, and is one of only three schools to do so while not coming out of a Power 5 (now Power 4) conference (Gonzaga and UConn)

About Saint Mary's

» Heading into the 2024-25 season, the Gaels hold highest highest winning percentage (.755) and 3rd-most NCAA Tournament appearances (5) of any NCAA Division I men's basketball program in the state of California over the last decade.

» Saint Mary's has the eighth best win percentage of any Div. I team in the nation over the last 10 years.

» SMC has a 109-39 record (.736) winning percentage against non-conference opponents over the last 10 years.

» Over the past 10 years, SMC posted a 127-34 (.789) overall record in West Coast Conference play.

» Saint Mary's has participated in postseason (10 NCAA, 7 NIT) in each of the last 17 seasons, the fourth-longest active streak in the NCAA behind Kansas, Michigan State, and Gonzaga.

» Saint Mary's has finished t-2nd or higher in the WCC in 17 of the last 21 seasons.

» SMC has won 25 or more games 14 times in the last 21 seasons.

» The Gaels went 30-6 in the regular season of 2017-18, marking the most single-season wins in program history.

» Former SMC standouts Patty Mills, Jock Landale and Alex Ducas, began the season on active NBA rosters. Mills won the NBA title in 2014 with San Antonio and signed with the Utah Jazz this past September. Landale enters his second season in Houston. Ducas signed a two-way contract with the OKC Thunder, and will begin the season on the club's roster.



Saint Mary's Quick Facts

Location.....Moraga, Calif.
Founded.....1863
Enrollment.....2,775 (2,044 undergrad)
Conference.....West Coast
President.....Dr. Roger Thompson
VP for Intercollegiate Athletics.....Mike Matoso
Home Arena:.....University Credit Union Pavilion (3,500)
Head Coach:.....Randy Bennett
Record at SMC:.....553-219 (.716) / 24th Year
WCC Record:.....263-94 (.737)
Career Record:.....Same
2023-24 Record:.....26-8
2023-24 WCC Record:.....15-1
Letterwinners Returning/Lost:.....8/5
Starters Returning/Lost:.....2/3

Pronunciations

Kevin GAD.....Rhymes with Had
Oliver FAUBERT.....fow-BARE
AUGUSTAS MARCIULIONIS.....awh-GOOS-tas mar-shuh-LOH-niss
PAULIUS MURASKAS.....POHL-us mur-OW-skus
Joe RAHON.....RAY-hawn
EJ ROWLAND.....ROLE-and
Mitchell SAXEN.....SAX-en
Trey Touchet.....TOO-chet

2024-25 WCC Standings (as of 2/4)

Team	WCC	Pct.	Rec.	Pct.
No. RV/23 Saint Mary's	10-0	1.000	20-3	.870
San Francisco	8-3	.727	18-6	.750
No. RV/RV Gonzaga	7-3	.700	16-7	.696
Santa Clara	7-4	.636	15-9	.625
LMU	6-4	.600	14-8	.636
Oregon State	6-4	.600	16-7	.696
Washington State	5-6	.455	15-9	.625
Pepperdine	3-7	.300	9-14	.391
Portland	3-8	.273	8-16	.333
Pacific	2-9	.182	7-18	.280
San Diego	1-10	.091	4-20	.167

2023-24 WCC Standings (Final)

Team	WCC	Pct.	Rec.	Pct.
No. 21/22 Saint Mary's	15-1	.938	26-8	.765
No. 15/16 Gonzaga	14-2	.875	27-8	.771
San Francisco	11-5	.688	23-11	.676
Santa Clara	10-6	.625	20-13	.606
San Diego	7-9	.438	18-15	.545
Portland	5-11	.313	12-21	.364
LMU	5-11	.313	12-19	.387
Pepperdine	5-11	.313	13-20	.394
Pacific	0-16	.000	6-26	.188

National Polls (Week 14)

Associated Press

1	TEAM	REC	PTS	TREND	26	TEAM	REC	PTS	TREND
1	Auburn (82)	20-1	1950	-	1	Auburn (29)	20-1	773	-
2	Duke	19-2	1488	-	2	Duke (2)	19-2	745	-
3	Alabama	19-3	1422	↑1	3	Alabama	19-3	710	↑1
4	Tennessee	18-4	1295	↑4	4	Tennessee	18-4	644	↑4
5	Houston	17-4	1245	↑1	5	Houston	17-4	613	-
6	Florida	18-3	1183	↓1	6	Florida	18-3	580	-
7	Purdue	17-5	1102	↑3	7	Purdue	17-5	574	↑3
8	Iowa State	17-4	1078	↑5	8	Iowa State	17-4	564	↑5
9	Michigan State	18-3	1044	↓2	9	Michigan State	18-3	501	↓2
10	Texas A&M	17-5	976	↑3	10	St. John's	19-3	473	↑4
11	Marquette	18-4	875	↓2	11	Marquette	18-4	439	↓2
12	St. John's	19-3	808	↑3	12	Texas Tech	17-4	436	↑7
13	Texas Tech	17-4	793	↑9	13	Texas A&M	17-5	410	↑2
14	Kentucky	15-6	747	↓2	14	Kentucky	15-6	310	↓2
15	Missouri	17-4	717	↑5	15	Memphis	18-4	309	↑1
16	Kansas	15-6	599	↓6	16	Missouri	17-4	307	↑5
17	Memphis	18-4	530	↑2	17	Kansas	15-6	288	↓6
18	Maryland	17-5	390	↑8	18	UConn	16-6	178	↑6
19	UConn	16-6	322	↑6	19	Wisconsin	17-5	151	↓2
20	Arizona	15-6	308	↑6	20	Arizona	15-6	148	↑6
21	Wisconsin	17-5	287	↓4	21	Clemson	18-4	145	↑4
22	Mississippi State	16-6	217	↓4	22	Michigan	16-5	117	↑4
23	Illinois	15-7	208	↓6	23	Saint Mary's	20-3	114	↑3
24	Michigan	16-5	191	↑2	24	Maryland	17-5	110	↑2
25	Ole Miss	16-6	184	↓2	25	Illios	15-7	108	↓5

Others receiving votes: Clemson 182, Saint Mary's 136, Louisville 86, Creighton 50, Oregon 39, UCLA 26, New Mexico 23, Drake 18, Gonzaga 17, Utah State 6, Vanderbilt 4, George Mason 3, Baylor 3, Texas 1, Oklahoma 1
Dropped from rankings: Oregon 16, Louisville 21, Vanderbilt 24

2024-25 Saint Mary's Men's Basketball

No.	Name	Pos.	Ht.	Wt.	Yr.	Exp.	Hometown (Previous School)
0	Mikey Lewis	G	6-3	180	Fr.	HS	Oakland, Calif. (Prolific Prep)
1	Harry Wessels	C	7-1	275	Jr.	2V	Boddington, West Australia, Australia (Centre of Excellence)
2	Jordan Ross	G	6-3	190	So.	1V	Pleasant Grove, Utah (Arizona Compass Prep)
3	Augustas Marciulionis	G	6-4	200	Sr.	3V	Vilnius, Lithuania (Rytas Vilnius)
7	Joshua Dent	G	6-3	190	Fr.	HS	Wollongong, NSW, Australia (Centre of Excellence)
8	Rory Hawke	G	6-5	200	R-Fr.	1V	Townsville, Queensland, Australia (Centre of Excellence)
9	Ashton Hardaway	F	6-8	210	So.	1V	Carson, Calif. (Memphis)
11	Mitchell Saxen	C	6-10	250	Gr.	4V	Seattle, Wash. (Ingraham)
14	Oliver Faubert	F	6-9	215	Fr.	HS	Fort Erie, Ontario, Canada (Fort Erie International Academy)
15	Liam Campbell	G	6-4	200	Fr.	HS	Meridian, Idaho (Owyhee)
22	Cade Bennett	G	6-0	170	R-So.	1V	Moraga, Calif. (Campolindo)
23	Paulius Murauskas	F	6-8	235	So.	1V	Kaunas, Lithuania (Arizona)
24	Kevin Gad	F	6-6	200	R-So.	1V	Livermore, Calif. (Granada)
33	Luke Barrett	G/F	6-6	215	R-Sr.	3V	Piedmont, Calif. (Piedmont)
45	Andrew McKeever	C	7-1	275	R-Fr.	HS	Livermore, Calif. (Granada)

Head Coach: Randy Bennett (UC San Diego '86/24th Year)
Associate Head Coach: Mickey McConnell (6th Year)
Assistant Coaches: Joe Rahon (4th Year), EJ Rowland (1st Year), Trey Touchet (2nd Year), Dan Sheets (2nd Year)
Director of Operations: Holden Wright (2nd Year)
Video Coordinator: Corey Lazarz (1st Year)
Graduate Assistants: Taj Shokar (1st Year), Tautvilas Tubelis (1st Year)
Athletic Trainer: Josh Sims

ANOTHER 20!

For the 17th season in a row (COVID year not included), Saint Mary's has reached the 20 win mark, doing so in 23 games. Only three times have the Gaels reached that mark faster, winning 20 of their first 22 in 2011-12, 2016-17 and 2017-18. Saint Mary's reached 20 wins in their first 23 also in 1988-89, 2007-08, and 2009-10. In all but one of those instances, Saint Mary's has made the NCAA Tournament in all but one of those instance (2017-18).

70, THE MAGIC NUMBER

This season, when the Gaels have reached the 70 point mark in a game, they are unbeaten (18-0). This has been due in most part to the Gaels stellar defense, that has held 18 of 23 opponents, including 12 of their last 14, under 70 points. As a team, Saint Mary's is limiting opponents to just 60.8 points per contest (7th in the nation), holding them to 40.1% (31st in the nation) shooting from the field and 31.4% from three. Mitchell Saxen has had the biggest defensive impact for the Gaels this season. The defending WCC Defensive Player of the Year, Saxen leads the Gaels with 34 steals and 32 blocks, while altering countless other looks at the rim and preventing post touches for Gael opponents. Saxen is the only player in the WCC with 30+ blocks and steals.

BARRETT, A MUST PLAY

Redshirt senior and former walk-on wing Luke Barrett has put up solid numbers this season, averaging 10 points and seven rebounds per contest while shooting 46% from the field and 31% from three. That said, its what Barrett has done that is not shown on the stat sheets that have truly made him one of the most valuable assets on this Saint Mary's team. When Barrett is on the floor, the Gaels are +345 in scoring

margin to -5 when he's off the floor. This is due in big part to both Barrett's steady defense and savvy offense with and without the basketball. In the Gaels first 23 games of the year, Barrett has been on the floor 834 of a possible 930 minutes, and is a big reason as to why the Gaels are 20-3 to start the year. He currently ranks 15th in the nation in minutes played per game.

ROAD SWEET ROAD

Saint Mary's currently holds the longest active road winning streak in the NCAA, with 15 in a row. The Gaels last road loss came in Spokane on 2-25-23. After going unbeaten on the road in the 2023-24 season, including signature wins at Gonzaga and Colorado State, the Gaels have won their first six true road contests in 2024-25 and will hope to extend their lead out in this active road win streak, as Houston sits in second with just nine straight road wins behind the Gaels.

FLEXING THEIR MUSCLE

The 34th tallest team in the nation, Saint Mary's took full advantage of their height and muscle to dominated in the "bruiser stats". Saint Mary's is +254 in rebound margin and +140 in offensive rebounding. As a team, the Gaels lead the WCC in rebounding margin, offensive rebounds per game, and rebounds per game, ranking in the top-15 in the country all of those categories, while Mitchell Saxen ranks second in the nation in offensive rebounding. According to KenPom, SMC ranks second in the country, recording O-boards on 41.7% of possessions. That has led to the Gaels being +162 in second chance scoring. SMC also imposed their will in the paint against, as they are +253 on points in the paint, where 48% of their points have come from (842 points in paint of 1739 total points).

Last Time The Gaels...

Played an overtime game L, 65-67 vs. Boise State (12/14/24)
 Scored 100 or more points 103 at San Diego (1/11/25)
 Allowed 100 or more points 107 at Pacific (1/4/20)
 Had 50 or more rebounds 51 vs. Pepperdine (1/2/25)
 Had 20 or more assists 26 at San Diego (1/11/25)
 Had 15 or more steals 15 vs. Yale (12/28/21)
 Played ranked opponent W, 69-60 vs. No. 17/15 Gonzaga (3/12/24)
 Def. ranked opponent W, 69-60 vs. No. 17/15 Gonzaga (3/12/24)

Gaels In Team Rankings (as of 2/4)

Category	Total	WCC	NCAA
Rebound Margin	+11.0	1st	3rd
O-Reb./Game	14.78	1st	6th
Scoring Defense	60.8	1st	7th
Asst/TO Ratio	1.66	2nd	8th
Scoring Margin	+14.8	2nd	14th
Rebounds/Game	40.57	1st	15th
TO/Game	10.0	2nd	24th

Gaels In Individual Rankings (as of 2/4)

Category (Player)	Total	WCC	NCAA
O. Reb./Game (Saxen)	4.30	1st	2nd
Minutes/Game (Barrett)	36:04	1st	15th
Double-Doubles (Murauskas)	9	2nd	17th
Asst/TO (Ross)	3.00	2nd	20th
Assists (Marcilunionis)	134	4th	20th
Rebounds (Murauskas)	204	1st	23rd

Active Gaels In The Pros

Ben Allen	Diamond Valley Eagles	Australia
Leemet Bockler	BC Kalev	Estonia
Kyle Bowen	Melbourne United	Australia
Matthew Dellavedova	Melbourne United	Australia
Alex Ducas	OKC Thunder	USA
Malik Fitts	SIG Strasbourg	France
Mason Forbes	Waverley Falcons	Australia
Jordan Ford	Dolomiti Energia Trentino	Italy
Daniel Fotu	Gifu Swoops	Japan
Calvin Hermanson	Cartagena	Spain
Stephen Holt	Terrafirma Dyip	Philippines
Jordan Hunter	Southeast Melbourne Phoenix	Australia
Logan Johnson	OKC Blue	USA
Tanner Krebs	Melbourne United	Australia
Tommy Kuhse	Tortona	Italy
Jock Landale	Houston Rockets	USA
Paul Marigney	IMP Alvarado	Ecuador
Patty Mills	Utah Jazz	USA
Aaron Menzies	Tartu Ulikool Maks & Moorits	Estonia
Dane Pineau	New Zealand Breakers	New Zealand
Diamon Simpson	Penarol	Argentina
Clint Steindl	Tasmania Jackjumpers	Australia
Matthias Tass	Oostende	Belgium
Brad Waldow	WKK Wroclaw	Poland
Kristers Zoriks	ESSM Le Portel	France

Saint Mary's Basketball Players From Australia

Years at SMC	Name	Hometown
2001-03	Adam Caporn	Baldivis
2002-06	Daniel Kickert	Melbourne
2007-09	Carlin Hughes	Perth
2007-09	Lucas Walker	Launceston
2008-09	Ben Allen	Melbourne
2007-09	Patrick Mills	Canberra
2008-12	Clint Steindl	Mackay
2009-13	Matthew Dellavedova	Maryborough
2009-13	Jordan Page	Maroochydore
2009-13	Mitchell Young	Logan
2011-14	Matthew Hodgson	Booval
2013-17	Dane Pineau	Melbourne
2013-18	Emmett Naar	Sydney
2014-18	Jock Landale	Melbourne
2015-19	Kyle Clark	Wynyard
2015-19	Jordan Hunter	Sydney
2015-20	Tanner Krebs	Hobart
2016-20	Jock Perry	Melbourne
2018-19	Alex Mudronja	Adelaide
2019-23	Kyle Bowen	Perth
2019-24	Alex Ducas	Geraldton
2023-24	Jensen Bradtke	Sandringham
2022-present	Harry Wessels	Boddington
2023-present	Rory Hawke	Townsville
2024-present	Joshua Dent	Wollongong

LANDALE-NAAR 2.0?

Through their first 23 games of the year, the Lithuanian duo of Augustas Marciulionis and Paulius Murauskas have been special. Not only have they combined for 35% of Saint Mary's scoring this season, but they also have led the Gaels in assists and rebounding respectively. These two bring memories of another great international countryman duo from just a few years back; Jock Landale and Emmett Naar. In 2017-18, Naar and Landale combined for roughly 40% of Saint Mary's scoring in 36 contests, with Landale ripping down the third most rebounds in a single season in program history, and Naar dishing out the most assists in a single season in program history. That season with Landale and Naar saw the Gaels win 30 games. Saint Mary's will hope to replicate that again with Marciulionis and Murauskas.

A WEEK TO REMEMBER

As announced by College Insider, the Gaels own Paulius Murauskas has been named the Lute Olson National Player of the Week for Week 12 of the Division I NCAA Basketball Season. After being limited to just 8.8 PPG through his first six WCC contests, Paulius Murauskas had an offensive explosion of a week, helping the Gaels to two more big victories over USF and Washington State (on the road). The big man dropped 24 against the Dons, scoring 16 of his 24 in the paint, then followed it up with 25 in Beasley Coliseum against the Cougs, with a steady diet of interior scoring and perimeter shooting. Murauskas also ripped down 12 boards against the Cougs for his ninth career double-double. This is the first time that Murauskas has scored 20+ in back to back games in his career. The last Gael to earn a National Player of the Week honoree was Mitchell Saxen a season ago, when he was named the Oscar Robertson National Players of the Week, presented by the USBWA, after scoring 24 points and 16 rebounds, including the game winning layup in double-overtime vs UNLV.

A COUPLE OF 1000 POINT STAT-SHEET STUFFERS

Mitchell Saxen and Augustas Marciulionis both reached the 1000 point mark this season, making them the first Gael duo to accomplish this feat in the same season since Logan Johnson and Alex Ducas both reached 1000 in 2022-23. That said, Saxen and Marciulionis have both been so much more than scorers for the Gaels throughout their careers. Saxen, who has played in the third most games ever as a Gael (144), ranks sixth all-time with 831 career boards and fourth all-time with 144 blocks. He is one of just four Gaels (Diamon Simpson, Omar Samhan, Brad Waldow) to record

1000 points, 800 rebounds and 100 blocks in his career. Marciulionis cracked the top-10 for assist, now with 430, good for seventh, and the top-10 in steals with 124, good for 9th. Only Goose and Matthew Dellavedova are Gaels who can claim 1000 points, 400 assists and 120 steals for their SMC careers.

MR. DOUBLE-DOUBLE

Paulius Murauskas began his career at Saint Mary's by recording three straight double-doubles, making him the first Gael since Mitchell Saxen to record three consecutive double-doubles. The last Gael to go more than three consecutive double-doubles was Jock Landale, now in the NBA, who went for six in a row between 12/30/17 and 1/18/18. Murauskas picked up his fourth double-double of the season against Stanislaus State, his fifth against UTSA, his sixth vs Merrimack, his seventh in the conference opener vs Pacific, his eighth against Pepperdine, and, most recently, his ninth in the Gaels come-from-behind road victory over Washington State, giving him nine in his first 21 games as a Gael. His nine double-doubles rank second in the WCC, and 17th in the country.

FRESHMAN PHENOMS

With Mikey Lewis scoring 10 points in the season opener vs Towson, he became the third straight freshman to score in double figures in a season opener. Last year, Rory Hawke scored 13 points off the bench on 4-5 shooting and 3-3 shooting from three against Stanislaus State. Two seasons ago, it was Aidan Mahaney who dropped 25 against Oral Roberts. Lewis has followed up that debut performance by proving it wasn't a fluke, scoring 14 as an encore performance against Chattanooga, then leading the Gaels in scoring with 18 against Akron. Against Nebraska, however, Lewis really showed his star power, once again setting a new career-high in points, with 23, rebounds, with four, assists, with three, steals, with four, and minutes played, with 29. With four straight games scoring in double-figures to open his collegiate career, Lewis tied Matthew Dellavedova, who also began his career with four, as the only two true freshmen to accomplish that feat under Coach Randy Bennett. After cooling off after the Nebraska game, Lewis has reformed his footing with five double digit scoring outings in his last 11, and earning back to back WCC Freshman of the Week honors in week 9 and 10. In his first ever SMC-Gonzaga rivalry game, Lewis offensively led the Gaels to victory with 16 points, burrying four massive three pointers. He ranks 10th in scoring amongst true freshmen who have played for Bennett. In just his second week of col-

HOME WIN STREAKS

Gms	Year(s)	1st Win	Loss
23	2020-21 -> 22-23	2/22/21	11/30/22
19	2009-10 -> 10-11	1/16/10	2/19/11
18	1957-58 -> 59-60	3/4/58	3/1/60
16	2016-17 -> 17-18	2/16/17	2/10/18
16	2011-12	11/11/11	2/15/12
15	2015-16	11/13/15	2/11/16
15	2006-07 -> 07-08	2/19/07	2/23/08
13	2012-13	11/10/12	2/14/13
12	2012-13 -> 13-14	2/21/13	1/9/14
12	2003-04 -> 04-05	2/29/04	1/15/05
12	1996-97 -> 97-98	12/1/96	12/4/98

GAELS POST 20-WIN SEASONS

Saint Mary's surpassed the 20-win mark for the 16th straight season in 2023-24, the 17th time under Randy Bennett and the 19th time in school history. In every year the Gaels have won more than 20 games, they have advanced to postseason play.

Season	Overall Record	Reached 20th Win	Postseason
2024-25	20-3	23	N/A
2023-24	26-8	26	NCAA
2022-23	26-7	24	NCAA
2021-22	26-8	25	NCAA
2019-20	26-8	25	NCAA (Cancelled)
2018-19	22-12	30	NCAA
2017-18	30-6	22	NIT
2016-17	29-5	22	NCAA
2015-16	29-6	24	NIT
2014-15	21-10	26	NIT
2013-14	23-12	29	NIT
2012-13	28-7	24	NCAA
2011-12	27-6	22	NCAA
2010-11	25-8	24	NIT
2009-10	28-6	23	NCAA
2008-09	28-7	25	NIT
2007-08	25-7	23	NCAA
2004-05	25-9	26	NCAA
1996-97	23-8	27	NCAA
1988-89	25-5	23	NCAA

30-WIN SEASONS IN CALIFORNIA

Since 2007-08, the state of California has produced eight 30-win seasons in Division I NCAA Men's Basketball:

San Diego State (2010-11): 34-3
(2013-14): 31-5
(2019-20): 30-2
(2022-23): 32-7

UCLA (2007-08): 35-4
(2016-17): 31-5
(2022-23): 31-6

Saint Mary's (2017-18): 30-6

GAELS ENJOY SUCCESS AT HOME VS WCC

Over the last 18 seasons, Saint Mary's has lost just eight times at home to a WCC opponent other than Gonzaga.

	WCC Overall	WCC Home	WCC Finish
2008	12-2	7-0	2nd
2009	10-4	6-1	2nd
2010	11-3	6-1	2nd
2011	11-3	6-1	t1st
2012	14-2	7-1	1st
2013	14-2	7-1	2nd
2014	11-7	6-3	4th
2015	12-4	7-2	t2nd
2016	15-3	8-1	t1st
2017	16-2	8-1	2nd
2018	16-2	8-1	2nd
2019	11-5	7-1	t2nd
2020	11-5	6-2	t3rd
2021	4-6	2-3	4th*
2022	12-3	7-0	2nd
2023	14-2	8-0	t1st
2024	15-1	7-1	1st
2025	10-0	5-0	N/A
Total	218-55	118-20	

legiate basketball, Lewis became the first player since Chet Holmgren to win WCC Freshman and Player of the Week in the same week. A week later, redshirt freshman Andrew McKeever made his season debut and would go back-to-back with Lewis with WCC Freshman of the Week honors following a 10 point, 7 rebounds showing against Stanislaus State. This is the first time in the Bennett era that two freshman have debuted with double-digit scoring efforts in the same season. Two weeks later, McKeever earned the coveted WCC Freshman of the Week award again, this time with a six point, eight rebounds outing at Utah, playing much needed minutes after both Mitchell Saxen and Harry Wessels got into foul trouble. McKeever is off to an incredible start, converting 22 of his first 34 field goal attempts. Both East Bay products, Gaels fans hope that they are getting a glimpse of the future now, with Lewis and McKeever both proving to be bright young stars.

SO LONG TO AN INCREDIBLE 2024, CHEERS TO SUCCESS IN 2025

Saint Mary's enjoyed incredible success in the year 2024. From January 1, 2024 to December 21 2024, the Gaels amassed a record of 28-5. The Gaels opened the year with 15 straight wins, and rebounded from their first loss of the year by winning the WCC tournament, making it just the third time in program history that the Gaels had won both the WCC regular season and tournament titles (2012 and 1997). The supreme success to open the year resulted in the Gaels earning their third consecutive NCAA Tournament bid as a five seed, the first time in program history that the Gaels have made it to the Big Dance in three straight seasons. The momentum of the 2023-24 campaign rolled into 2024-25, with the Gaels winning their first seven consecutive games this season, with highlight victories over power four foes Nebraskas and USC. The Gaels would notch one more power four victory at Utah, and would close out the incredible year of 2024 with a conference opening W over Pacific. The 28-5 record is the best in any single year for Saint Mary's under the direction of Head Coach Randy Bennett.

NON-CONFERENCE IN REVIEW

Saint Mary's wrapped up their regular season non-conference slate with a 10-3 record, tied for the best amongst fellow WCC schools (Oregon State, Washington State, San Francisco). The Gaels jumped out to a blazing 7-0 start, that featured wins against solid mid-major foes Chattanooga and Akron, and power four opponents Nebraska and USC. The seven game season-opening win streak, culminating with a 35 point walloping of USC, was the 2024-25 Saint Mary's Men's Basketball

best season-opening unbeaten streak since 2013, when the Gaels started the year with nine consecutive victories. The win streak came to an end in teh Acrisure Classic Championship bout against Arizona State, a narrow 68-64 defeat at the hands of the Sun Devils. At 7-1 to open the month of December, Saint Mary's rattled off two quick victories at the start of the month, an OT thriller over UTSA and another P-4 victory at Utah, their lone true road contest of the non-conference slate. Overtime would come into play for the second time in as many weeks in Idaho Falls, as Saint Mary's was narrowly edged out by Boise State 67-65 in a game that needed five extra minutes to decide, but the Gaels would bounce back to take down Merrimack. In the final non-con matchup of the season, SMC hosted a red-hot Utah State team, ultimately falling, for the third time this season by single digits, 75-68. Augustas Marciulionis was the most consistent Gael in the opening 13 games of the season, averaging 15 points and 6 assists per contest. His countryman from Lithuania, Paulius Murauskas was not far behind, averaging 14 PPG while leading the team by ripping down 9 boards per contest. Defensively, reigning WCC Defensive Player of the Year Mitchell Saxen led the Gaels with 24 steals and 16 blocks, while Luke Barrett led the entire country, averaging 37:55 of playing time per contest. This marks the third time in the past four seasons that the Gaels have reached double-digit wins in their regular season non-conference slate. In their three losses, the Gaels margin of defeat has been on average just 4.3 points, against three very solid opponents in Arizona State, Boise State and Utah State, as SMC made all three of those opponents battle to the final whistle. The Gaels currently have one Quad 1 (Nebraska) non-conference win and two Quad 2 non-conference wins (USC, Utah). As it stands, all three of the Gaels non-conference losses have been against Quad 1 (Boise State) or Quad 2 opponents, with Utah State (41th in Net), and Arizona State (61st in Net) both teetering towards quad one games. For Utah State to become a quad 1 game, they must move into the top-30, while Arizona State would need to move into the top-50 to become a quad 1 game.

Saint Mary's Record When...

Overall record	20-3
Conference record	10-0
Monday	1-0
Tuesday	3-0
Wednesday	2-0
Thursday	5-0
Friday	0-1
Saturday	8-1
Sunday	1-1
Wearing White	11-1
Wearing Blue	5-1
Wearing Red	4-1
Playing at Home	12-1
Playing on the Road	6-0
Playing at a Neutral Site	2-2
Leading at Halftime	19-1
Trailing at Halftime	1-2
Tied at Halftime	0-0
Shooting better FG% than opponent	16-0
Shooting equal FG% as opponent	0-0
Shooting worse FG% than opponent	4-3
Shooting better 3-FG% than opponent	10-3
Shooting equal 3-FG% as opponent	0-0
Shooting worse 3-FG% than opponent	10-0
Shooting better FT% than opponent	7-1
Shooting equal FT% as opponent	0-0
Shooting worse FT% than opponent	13-2
Outrebound opponent	17-1
Equal Rebounds as opponent	1-0
Outrebounded by opponent	2-2

SMC's Scoring Total Is...

35-49 Points	0-0
50-59 Points	0-0
60-69 Points	2-3
70-79 Points	10-0
80-89 Points	7-0
90-99 Points	0-0
100+ Points	1-0

Scoring Margin Is...

1 point	0-0
2 points	0-1
3-5 points	4-1
6-9 points	3-1
10-19 points	5-0
20 or more	8-0

The Last Time A Gael...

Scored 40 or more points	42 by Jordan Ford vs. Pepperdine, 3/7/20
Scored 30 or more points	34 by Logan Johnson at Portland, 2/11/23
Totaled 20 or more rebounds	20 by Ken Jones vs. Santa Clara, 2/15/79
Totaled 15 or more rebounds	15 by Paulius Murauskas vs. Akron, 11/12/24
Totaled 10 or more assists	11 by Augustas Marciulionis vs. Pacific, 12/28/24
Recorded a double-double (pts./reb.)	25/12 by Paulius Murauskas at Washington State, 1/25/25
Recorded a double-double (pts./ast.)	11/11 by Augustas Marciulionis vs. Akron, 11/12/24
At least two players with a double-double	Luke Barrett (20/10), Mitchell Saxen (12/10) and Paulius Murauskas (10/13) vs. Pacific, 12/28/24
At least three players with a double-double	Luke Barrett (20/10), Mitchell Saxen (12/10) and Paulius Murauskas (10/13) vs. Pacific, 12/28/24



Randy Bennett, Saint Mary's Head Coach

A six-time West Coast Conference Coach of the Year (2024, 2023, 2022, 2016, 2011, 2008) and 2010 Sporting News WCC Coach of the Year, Randy Bennett, took over as the head men's basketball coach prior to the 2001-02 season.

On Nov. 10, 2017, Saint Mary's and head coach Randy Bennett announced the signing of a new 10-year contract that will keep Bennett in charge of the program through the 2026-27 season. In 2023-24, Bennett led the Gaels to their 17th straight postseason appearance and a number-five seed in the NCAA Tournament for the third consecutive season.

Now in his 24th season, he is the school's all-time wins leader, guided SMC to 17 post-season appearances (10 NCAA and 7 NIT), led the Gaels to their first post-season victory and had a player drafted (Patrick Mills, 2009) by the NBA for the first time since 1984. Two Gaels are currently playing in the NBA, while two more are in the G-League.

Bennett is second all-time among WCC coaches in career league wins and has a 533-216 (.712) record while compiling a 253-94 (.729) mark in WCC regular-season competition. Bennett became the winningest coach at SMC when the Gaels defeated East Tennessee State in the semifinals of the Rainbow Classic on December 21, 2007, passing James Weaver (110-67), who held the record for 47 years.

He has led SMC to at least the semifinals of the WCC Tournament in 21 of his past 22 seasons, and 14 championship game appearances. His side captured WCC Tournament titles in 2010, 2012, 2019 and 2024.

In addition to team accomplishments, Bennett has had 53 players earn All-WCC recognition, with 43 first or second team and 10 honorable mention selections. He coached Mickey McConnell, Matthew Dellavedova, Jock Landale and Augustas Marciulionis to WCC Player of the Year honors. In 2011, he served as an assistant coach for the USA team that competed in the FIBA U19 World Championship in Latvia.

Randy Bennett (2001-present)

Year	Overall	Conf.	Conf. Finish
2001-02	9-20 (.310)	3-11	6th WCC
2002-03	15-15 (.500)	6-8	5th WCC
2003-04	19-12 (.612)	9-5	T2nd WCC
2004-05	25-9 (.735)	11-3	2nd WCC
2005-06	17-12 (.582)	8-6	T2nd WCC
2006-07	17-15 (.531)	8-6	T3rd WCC
2007-08	25-7 (.781)	12-2	2nd WCC
2008-09	28-7 (.800)	10-4	2nd WCC
2009-10	28-6 (.823)	11-3	2nd WCC
2010-11	25-9 (.735)	11-3	T1st WCC
2011-12	27-6 (.818)	14-2	1st WCC
2012-13	28-7 (.800)	14-2	2nd WCC
2013-14	*20-10 (.667)	*9-5	4th WCC
2014-15	21-10 (.677)	13-5	T2nd WCC
2015-16	29-6 (.828)	15-3	T1st WCC
2016-17	29-5 (.853)	16-2	2nd WCC
2017-18	30-6 (.833)	16-2	2nd WCC
2018-19	22-12 (.647)	11-5	T2nd WCC
2019-20	26-8 (.788)	11-5	T3rd WCC
2020-21	14-10 (.583)	4-6	4th WCC
2021-22	26-8 (.765)	12-3	2nd WCC
2022-23	27-8 (.771)	14-2	T1st WCC
2023-24	26-8 (.765)	15-1	1st WCC
2024-25	20-3 (.870)	10-0	
Overall	*553-219 (.716)	*263-94 (.737)	

*does not include 5 total (4 WCC) games in 2013-14

BENNETT SECOND-BEST IN WCC

Randy Bennett is 2nd on the WCC's all-time wins list in league play. Bennett is 253-94 entering his 24th season. Only Gonzaga's Mark Few has more wins than Bennett.

All-Time WCC Games Win Totals (current)

No.	Name (Years)	Yrs	Record
1.	Mark Few, GU	26	354-39
2.	Randy Bennett, SMC	24	263-94
3.	Carroll Williams, SCU	22	165-137
4.	Dick Davey, SCU	15	122-88
5.	Dan Fitzgerald, GU	15	112-88

Top Saint Mary's Coaches Win Totals (current)

No.	Name (Years)	Yrs	Record
1.	Randy Bennett (2001-present)	24	553-219
2.	James Weaver (1956-62)	7	110-69
3.	Ernie Kent (1992-97)	6	90-80

A Quick SMC Snapshot Under RB

- Averaged 27 wins over the previous seven non-COVID affected seasons
- 253-75 (.771) in WCC play over last 20+ seasons.
- 327-67 (.830) at UCU Pavilion since 2001-02.
- 18 post-season appearances (10 NCAA including 2020, 7 NIT) and 17 straight since 2007-08.
- 2nd highest winning percentage of any Division I program in the state of California over the last decade.
- 5 WCC regular season titles and 4 WCC tournament titles.
- 6-time WCC Coach of the Year ('08, '11, '16, '22-'24)

BIG WINS OVER LAST FEW SEASONS

Bennett earned his 500th win at Saint Mary's on Feb. 2, 2023 in a home win over San Francisco. For reference, Bennett won his 400th career game as head coach, all with Saint Mary's, on Dec. 19, 2018 versus Bucknell.

Bennett has also been the head coach of the only two wins in SMC history over the No. 1 team in the country: the 2019 WCC Championship game over Gonzaga, and the home finale of the 2021-22 season, also over Gonzaga.

BENNETT HAS LASTING POWER

With a few high-profile coaches retiring this past summer, Randy Bennett is now the fifth-longest tenured head coach with one program amongst active coaches in the NCAA.

Greg Kampe leads the list, having led Oakland since the 1984-5 season. Mark Few is the only active WCC coach who has held a longer tenure with his current team (started in 1999-2000).

NCAA'S Longest Active Tenured Coaches with One NCAA Program

No.	Coach	1st Season
1.	Greg Kampe, Oakland	1984
2.	Tom Izzo, Michigan State	1995
3.	Mark Few, Gonzaga	1999
4.	James Jones, Yale	1999
5.	Randy Bennett, Saint Mary's	2001
6.	Leonard Hamilton, Florida State	2002
7.	Scott Drew, Baylor	2003
8.	Bill Self, Kansas	2003
9.	Scott Davenport, Bellarmine	2005
10.	Jon Judkins, Utah Tech	2005
11.	Chris Mooney, Richmond	2005
12.	Matt Painter, Purdue	2005

*Stats.NCAA.org



0 MIKEY LEWIS

Freshman G 6-3 180 Oakland, Calif. / Prolific Prep

Season/Career Highs

POINTS			
SEASON:	23	vs Nebraska	(11.17.24)
CAREER:	23	vs Nebraska	(11.17.24)
REBOUNDS			
SEASON:	6	vs USC	(11.28.24)
CAREER:	6	vs USC	(11.28.24)
FIELD GOALS MADE			
SEASON:	8	vs Nebraska	(11.17.24)
CAREER:	8	vs Nebraska	(11.17.24)
FIELD GOAL ATTEMPTS			
SEASON:	18	vs Gonzaga	(2.1.25)
CAREER:	18	vs Gonzaga	(2.1.25)
3-POINT FIELD GOALS MADE			
SEASON:	5	vs Nebraska	(11.17.24)
CAREER:	5	vs Nebraska	(11.17.24)
3-POINT FIELD GOAL ATTEMPTS			
SEASON:	12	vs Gonzaga	(2.1.25)
CAREER:	12	vs Gonzaga	(2.1.25)
FREE THROWS MADE			
SEASON:	5	at Portland	(1.4.25)
CAREER:	5	at Portland	(1.4.25)
FREE THROW ATTEMPTS			
SEASON:	5	2x last at Portland	(1.4.25)
CAREER:	5	2x last at Portland	(1.4.25)
ASSISTS			
SEASON:	3	3x last vs Pepperdine	(1.2.25)
CAREER:	3	3x last vs Pepperdine	(1.2.25)
STEALS			
SEASON:	4	vs Nebraska	(11.17.24)
CAREER:	4	vs Nebraska	(11.17.24)
BLOCKS			
SEASON:	2	at Utah	(12.7.24)
CAREER:	2	at Utah	(12.7.24)
MINUTES PLAYED			
SEASON:	29	vs Nebraska	(11.17.24)
CAREER:	29	vs Nebraska	(11.17.24)



PRIOR TO SAINT MARY'S: A four star recruit according to 247sports and the 83rd ranked player on the 2024 ESPN 100 coming out of Prolific Prep in Napa...Has shown an ability to play either point guard or shooting guard for one of the top prep programs in the country...Standing at 6-3, has proven to be a high volume scorer with a smooth jump shot and an strong defender with a keen ability to clog passing lanes and force turnovers...Played for the Oakland Soldiers of the Nike EYBL, where he averaged 18.1 points, 4.5 rebounds and 2.2 assists per contest, earning All-EYBL Second Team recognition in regular season competition...Spent his sophomore and junior seasons playing scholastically for Denver Prep... Rated the ninth best player in his class in California and the 65th ranked player in the country by 247sports...Chose Saint Mary's over Illinois, Ole Miss, Arizona State and Cal.

2024-25			
Opp	P	R	A
Towson	10	0	1
Chattanooga	14	2	0
Akron	18	1	0
Nebraska	23	4	3
Stan. St.	4	4	0
Cal Poly	9	3	0
USC	8	6	3
ASU	5	2	1
UTSA	6	0	0
Utah	4	2	0
Boise St.	8	1	0
Merrimack	0	2	1
Utah St.	12	1	1
Pacific	3	2	2
Pepperdine	14	2	3
Portland	12	2	0
LMU	9	3	1
San Diego	18	1	1
Pepperdine	7	2	0
San Francisco	5	2	0
Washington St.	3	0	0
Santa Clara	0	2	1
Gonzaga	16	1	1
San Francisco			
Oregon St.			
Santa Clara			
Washington St.			
Portland			
Gonzaga			
LMU			
Oregon St.			

				Field Goals		3-Point		F-Throws		Rebounds				Scoring						
SEASON	TEAM	GP-GS	MIN/AVG	FG-FGA	FG%	3FG-3FGA	3FG%	FT-FTA	FT%	OFF	DEF	TOT	AVG	PF-FO	A	TO	BLK	STL	PTS	AVG
2024-25	SMC	23-0	381/16.6	77-181	.425	37-99	.374	17-24	.708	9	36	45	2.0	20-0	19	22	7	16	208	9.0
TOTAL		23-0	381/16.6	77-181	.425	37-99	.374	17-24	.708	9	36	45	2.0	20-0	19	22	7	16	208	9.0



1 HARRY WESSELS

Junior C 7-1 275 Boddington, West Australia, Australia / Centre of Excellence

Season/Career Highs

POINTS			
SEASON:	14	vs Stanislas St.	(11.20.24)
CAREER:	20	vs Middle Tennessee	(12.19.23)
REBOUNDS			
SEASON:	7	at Pepperdine	(1.18.25)
CAREER:	8	3x last at Santa Clara	(1.13.24)
FIELD GOALS MADE			
SEASON:	6	vs Akron	(11.12.24)
CAREER:	10	vs Middle Tennessee	(12.19.23)
FIELD GOAL ATTEMPTS			
SEASON:	7	2x last vs Stanislaus St.	(11.20.24)
CAREER:	13	vs Middle Tennessee	(12.19.23)
3-POINT FIELD GOALS MADE			
SEASON:	N/A		
CAREER:	N/A		
3-POINT FIELD GOAL ATTEMPTS			
SEASON:	N/A		
CAREER:	N/A		
FREE THROWS MADE			
SEASON:	5	2x last at San Diego	(1.11.25)
CAREER:	5	2x last at San Diego	(1.11.25)
FREE THROW ATTEMPTS			
SEASON:	6	2x last at Utah	(12.7.24)
CAREER:	6	2x last at Utah	(12.7.24)
ASSISTS			
SEASON:	3	vs Chattanooga	(11.7.24)
CAREER:	3	vs Chattanooga	(11.7.24)
STEALS			
SEASON:	N/A		
CAREER:	1	8x last at Portland	(2.10.24)
BLOCKS			
SEASON:	2	4x last vs Gonzaga	(2.1.25)
CAREER:	3	at LMU	(1.6.24)
MINUTES PLAYED			
SEASON:	23	vs Chattanooga	(11.7.24)
CAREER:	23	vs Chattanooga	(11.7.24)



AS A SOPHOMORE (2023-24): Appeared in each of the first 28 games for the Gaels before sustaining an injury, but returned for the NCAA Tournament matchup with Grand Canyon...Scored in double figures in each of the first three games of the season...Dropped a career high 20 points against Middle Tennessee (Dec. 19)...Swatted a career-high three blocks at LMU (Jan. 6)...One of two Gaels who played significant time and shot better than 60% from the field (62.8%)...Most consistent free throw shooting big, finishing at 77.4% from the stripe on the season.

AS A FRESHMAN (2022-23): Appeared in 34 of the Gaels 35 games during his first season, including every game in the regular season...averaged 6.9 minutes per game, with 2.6 points per game and 1.8 rebounds per game...shot 59.6% from the floor, the best percentage among qualifying players for SMC...scored his first collegiate points in the Gaels second game of the season, a victory over Vermont...followed that up with his first dunk and a then-season-best seven points against North Texas...broke out for 12 points in a home win over Portland, going 5-5 from the floor...set a career-high in minutes in the Gaels second round game in the NCAA Tournament against No. 10 UConn...grabbed six rebounds, including four on the offensive glass, against Colorado State on December 18.

PRIOR TO SAINT MARY'S: Comes to the Gaels from the Centre of Excellence, which produced current teammates Kyle Bowen and Alex Ducas...member of the Australian U19 National Team where he helped the Emus qualify for the FIBA World Games...received a call-up to the Boomers in February 2021 and was on the Australian Boomers FIBA World Cup qualifier team in 2022.

2024-25	P	R	A
Opp			
Towson	2	2	0
Chattanooga	7	6	3
Akron	12	6	1
Nebraska	0	0	0
Stan. St.	14	3	1
Cal Poly	0	2	1
USC	2	3	0
ASU	0	0	1
UTSA	2	0	0
Utah	4	5	0
Boise St.	2	2	0
Merrimack	DNP		
Utah St.	0	2	0
Pacific	0	0	0
Pepperdine	6	5	0
Portland	4	2	0
LMU	2	1	0
San Diego	9	1	1
Pepperdine	7	7	0
San Francisco	4	3	1
Washington St.	2	0	0
Santa Clara	8	6	0
Gonzaga	2	3	0
San Francisco			
Oregon St.			
Santa Clara			
Washington St.			
Portland			
Gonzaga			
LMU			
Oregon St.			

				Field Goals		3-Point		F-Throws		Rebounds				Scoring						
SEASON	TEAM	GP-GS	MIN/AVG	FG-FGA	FG%	3FG-3FGA	3FG%	FT-FTA	FT%	OFF	DEF	TOT	AVG	PF-FO	A	TO	BLK	STL	PTS	AVG
2022-23	SMC	34-0	234/6.9	34-57	.596	0-0	.000	21-34	.618	32	28	60	1.8	40-1	9	18	5	4	89	2.6
2023-24	SMC	29-0	264/9.1	49-78	.628	0-0	.000	24-31	.774	38	62	100	3.4	46-0	8	17	19	6	122	4.2
2024-25	SMC	22-0	209/9.5	28-43	.651	0-0	.000	33-39	.846	20	39	59	2.7	32-0	8	18	15	1	89	4.0
TOTAL		85-0	707/8.3	111-178	.624	0-0	.000	78-104	.750	90	129	219	2.6	118-1	25	53	39	11	300	3.5



2 JORDAN ROSS

Sophomore G 6-3 190 Pleasant Grove, Utah / Arizona Compass Prep

Season/Career Highs

POINTS	
SEASON:	19 vs Arizona State (11.29.24)
CAREER:	19 vs Arizona State (11.29.24)
REBOUNDS	
SEASON:	7 vs Arizona State (11.29.24)
CAREER:	7 vs Arizona State (11.29.24)
FIELD GOALS MADE	
SEASON:	6 3x last vs San Francisco (1.23.25)
CAREER:	6 3x last vs San Francisco (1.23.25)
FIELD GOAL ATTEMPTS	
SEASON:	15 vs Arizona State (11.29.24)
CAREER:	15 vs Arizona State (11.29.24)
3-POINT FIELD GOALS MADE	
SEASON:	4 2x last at San Diego (1.11.25)
CAREER:	4 2x last at San Diego (1.11.25)
3-POINT FIELD GOAL ATTEMPTS	
SEASON:	7 2x last at San Diego (1.11.25)
CAREER:	7 2x last at San Diego (1.11.25)
FREE THROWS MADE	
SEASON:	6 2x last vs LMU (1.7.25)
CAREER:	6 2x last vs LMU (1.7.25)
FREE THROW ATTEMPTS	
SEASON:	8 vs Towson (11.4.24)
CAREER:	8 vs Towson (11.4.24)
ASSISTS	
SEASON:	8 2x last vs Pepperdine (1.2.25)
CAREER:	8 2x last vs Pepperdine (1.2.25)
STEALS	
SEASON:	2 3x last vs LMU (1.7.25)
CAREER:	2 4x last vs LMU (1.7.25)
BLOCKS	
SEASON:	1 8x last vs San Francisco (1.23.25)
CAREER:	1 9x last vs San Francisco (1.23.25)
MINUTES PLAYED	
SEASON:	38 vs Arizona State (11.29.24)
CAREER:	38 vs Arizona State (11.29.24)



AS A FRESHMAN (2023-24): The lone true freshman to see action for the Gaels in 2023-24...Appeared in 28 games in his first season in Moraga...Scored his first collegiate basket in the season opener vs Stanislaus State (Nov. 6)...Assisted on Mitchell Saxen's game winning bucket in double overtime against UNLV in the Jerry Colangelo Classic (Dec. 16)...Went for a career-high five points and five rebounds in just six minutes of play against Pacific (Jan. 25)...Dished out a career-best four assists against Pepperdine (Feb. 15).

PRIOR TO SAINT MARY'S: Graduate of Compass Prep in Chandler, Arizona...Started all four years at point guard during his prep career and led the league in assists each of those four years...Made back-to-back trips to the Geico High School National Championship...Helped MoKan Elite to the 2022 EYBL Peach Jam Title...Listed as a four-star recruit by both ESPN and 24/7 Sports...Ranked the fifth best prep player out of the state of Arizona, the 15th best prep point guard in the high school class of 2023, and the 94th overall ranked recruit in the high school class of 2023 by 24/7 Sports...Ranked the top prep player from Utah and the 23rd best point guard in the class of 2023 by ESPN...Chose Saint Mary's over Cal Poly, Oregon State, San Francisco, Stanford, Utah, Utah State, Washington State and Weber State.

2024-25				
Opp	P	R	A	
Towson	14	5	1	
Chattanooga	2	1	2	
Akron	9	4	0	
Nebraska	2	0	1	
Stan. St.	8	2	5	
Cal Poly	10	2	8	
USC	15	4	4	
ASU	19	7	4	
UTSA	8	1	4	
Utah	4	2	2	
Boise St.	7	2	2	
Merrimack	5	2	5	
Utah St.	1	2	0	
Pacific	13	5	2	
Pepperdine	4	5	8	
Portland	14	4	4	
LMU	6	2	2	
San Diego	12	2	5	
Pepperdine	13	5	2	
San Francisco	12	6	3	
Washington St.	13	0	3	
Santa Clara	9	3	2	
Gonzaga	10	4	3	
San Francisco				
Oregon St.				
Santa Clara				
Washington St.				
Portland				
Gonzaga				
LMU				
Oregon St.				

				Field Goals		3-Point		F-Throws		Rebounds				Scoring						
SEASON	TEAM	GP-GS	MIN/AVG	FG-FGA	FG%	3FG-3FGA	3FG%	FT-FTA	FT%	OFF	DEF	TOT	AVG	PF-FO	A	TO	BLK	STL	PTS	AVG
2023-24	SMC	28-0	166/5.9	16-43	.372	2-12	.167	3-11	.273	0	27	27	1.0	11-0	21	11	1	7	37	1.3
2024-25	SMC	23-23	606/26.4	73-182	.401	21-58	.362	43-61	.705	10	60	70	3.0	31-0	72	24	8	16	210	9.1
TOTAL		51-23	772/15.1	89-225	.396	23-70	.329	46-72	.639	10	87	97	1.9	42-0	93	35	9	23	247	4.8



3 AUGUSTAS MARCIULIONIS

Senior G 6-4 200 Vilnius, Lithuania / Rytas Vilnius

Season/Career Highs

POINTS

SEASON: 27 vs Chattanooga (11.7.24)
CAREER: 28 vs Pepperdine (2.15.24)

REBOUNDS

SEASON: 7 vs Portland (1.4.25)
CAREER: 9 at San Francisco (1.20.24)

FIELD GOALS MADE

SEASON: 9 vs Chattanooga (11.7.24)
CAREER: 11 vs Pepperdine (2.15.24)

FIELD GOAL ATTEMPTS

SEASON: 16.4x last at Portland (1.4.25)
CAREER: 18 vs LMU (1.27.24)

3-POINT FIELD GOALS MADE

SEASON: 4 vs LMU (1.7.25)
CAREER: 4 vs LMU (1.7.25)

3-POINT FIELD GOAL ATTEMPTS

SEASON: 8 vs Utah State (12.22.24)
CAREER: 8 vs Utah State (12.22.24)

FREE THROWS MADE

SEASON: 8 vs UTSA (12.3.24)
CAREER: 9 3x last vs LMU (1.27.24)

FREE THROW ATTEMPTS

SEASON: 10 vs UTSA (12.3.24)
CAREER: 10.3x last vs UTSA (12.3.24)

ASSISTS

SEASON: 11 2x last vs Pacific (12.28.24)
CAREER: 11 4x last vs Pacific (12.28.24)

STEALS


SEASON: 3 2x last vs UTSA (12.3.24)
CAREER: 5 vs Boise State (12.1.23)

BLOCKS

SEASON: 1 2x last vs Merrimack (12.19.24)
CAREER: 2 3x last vs Gonzaga (3.12.24)

MINUTES PLAYED

SEASON: 45 vs UTSA (12.3.24)
CAREER: 45 vs UTSA (12.3.24)



2024-25

Opp	P	R	A
Towson	10	4	8
Chattanooga	27	3	7
Akron	11	3	11
Nebraska	9	1	4
Stan. St.	13	2	2
Cal Poly	18	2	5
USC	11	5	4
ASU	13	2	3
UTSA	23	1	8
Utah	10	3	8
Boise St.	17	2	6
Merrimack	16	2	4
Utah St.	12	1	8
Pacific	9	3	11
Pepperdine	5	1	0
Portland	22	7	6
LMU	23	1	2
San Diego	11	2	4
Pepperdine	10	3	6
San Francisco	4	3	6
Washington St.	17	0	7
Santa Clara	9	3	5
Gonzaga	8	2	9
San Francisco			
Oregon St.			
Santa Clara			
Washington St.			
Portland			
Gonzaga			
LMU			
Oregon St.			

AS A JUNIOR (2023-24): The Gaels unsung leader in their regular season and tournament WCC Title runs...Appeared in every game for the Gaels for the third consecutive year, starting all 34 this year...Averaged 12.4 points per contest, good for second on the team, while leading the Gaels with 181 assists and 49 steals...Totalled the first three double-doubles of his career, and was the first Gael to record a point-assist double-double since Tommy Kuhse in the 2020-21 season...Scored a career-high 28 points at home against Pepperdine (Feb. 15), the highest single game total by a Gael this season...Named the WCC Player of the Year...Averaged 13 points and 7 assists per game in the WCC Tournament, earning WCC Tournament Most Outstanding Player Honors...Second ever Gael to earn both WCC Player of the Year and WCC Tournament Most Outstanding Player honors in the same season, the other being legend Matthew Dellavedova in 2012.

AS A SOPHOMORE (2022-23): Played in all 35 games during his sophomore campaign, making the first nine starts of the year...averaged 15.6 minutes per game, a slight uptick from one season before (15.1 mpg)...saw increases in productivity across the board, jumping to 5.9 points per game while shooting 41.4% from the field and 25% from beyond the arc...set a career-best early in the season, scoring 14 points in a home win over Hofstra on November 19...played huge minutes against San Francisco and No. 12 Gonzaga in home wins, scoring 20 total points in those two games, with a bulk of those coming in the second half/overtime...played 22 minutes in both NCAA Tournament games and was third on the Gaels in scoring against VCU in their first round win, with 13 points.

AS A FRESHMAN (2021-2022): Appeared in all 34 games for the Gaels, starting 13 of them ... averaged 3.1 ppg, 1.8 apg, and 0.9 steals per game ... shot a team best 83.9% from the charity stripe ... had a career high 11 points at home against UC Santa Barbara, one of two games where he scored 10+ points on the season ... won the SMC Bay Alarm Student Athlete of the Week following that game against UC Santa Barbara ... posted 6 assists twice ... had a career high 4 steals against San Diego State ... played 18 minutes in his collegiate debut against Prairie View A&M scoring 9 points ... made his first collegiate start Missouri State, and made 11 starts during West Coast Conference play ... most starts by a freshman at Saint Mary's since Evan Fitzner during the 2015-16 season (35).

PRIOR TO SAINT MARY'S: Regarded as one of the top international prospects in 2021 ... signing was announced on June 16, 2021 ... played in Lithuanian Basketball League (LKL) for BC Perlas (2018-20) and most recently Rytas Vilnius (2020-21) ... averaged 4.9 points, 2.4 assists, and shot 42.7 percent while appearing in 13.9 minutes per contest for Rytas Vilnius ... represented Lithuania as it's starting point guard at the U19 FIBA World Cup in July 2021 ... also played for Lithuania at U16 and U18 at the European Championships in 2018 and 2019, respectively ... attended NBA's Basketball Without Borders camps twice in 2019 and 2020 ... son of NBA Hall of Famer and former Golden State Warrior Sarunas Marciulionis.2021 ... played in Lithuanian Basketball League (LKL) for BC Perlas (2018-20) and most recently Rytas Vilnius (2020-21) ... averaged 4.9 points, 2.4 assists, and shot 42.7 percent while appearing in 13.9 minutes per contest for Rytas Vilnius ... represented Lithuania as it's starting point guard at the U19 FIBA World Cup in July 2021 ... also played for Lithuania at U16 and U18 at the European Championships in 2018 and 2019, respectively ... attended NBA's Basketball Without Borders camps twice in 2019 and 2020 ... son of NBA Hall of Famer and former Golden State Warrior Sarunas Marciulionis.

				Field Goals		3-Point		F-Throws		Rebounds								Scoring		
SEASON	TEAM	GP-GS	MIN/AVG	FG-FGA	FG%	3FG-3FGA	3FG%	FT-FTA	FT%	OFF	DEF	TOT	AVG	PF-FO	A	TO	BLK	STL	PTS	AVG
2021-22	SMC	34-13	512/15.1	34-112	.304	11-60	.183	26-31	.839	8	25	33	1.0	46-0	61	53	3	30	105	3.1
2022-23	SMC	35-9	544/15.6	63-152	.414	15-60	.250	64-88	.727	8	34	42	1.2	59-0	54	34	5	19	205	5.9
2023-24	SMC	34-34	1129/33.2	148-338	.438	37-108	.343	87-114	.763	20	93	113	3.3	76-3	181	67	7	49	420	12.4
2024-25	SMC	23-23	775/33.7	108-248	.435	34-93	.366	58-74	.784	9	47	56	2.4	47-1	134	49	2	26	308	13.4
TOTAL		126-79	2960/23.5	353-850	.415	97-321	.302	235-307	.765	45	199	244	1.9	228-4	430	203	17	124	1038	8.2




2024-25 Saint Mary's Men's Basketball

7 JOSHUA DENT

Freshman G 6-3 190 Wollongong, N.S.W, Australia / Centre of Excellence

Season/Career Highs

POINTS			
SEASON:	8	at San Diego (1.11.25)	
CAREER:	8	at San Diego (1.11.25)	
REBOUNDS			
SEASON:	2	vs Stanislaus St. (11.20.24)	
CAREER:	2	vs Stanislaus St. (11.20.24)	
FIELD GOALS MADE			
SEASON:	3	at San Diego (1.11.25)	
CAREER:	3	at San Diego (1.11.25)	
FIELD GOAL ATTEMPTS			
SEASON:	5	at San Diego (1.11.25)	
CAREER:	5	at San Diego (1.11.25)	
3-POINT FIELD GOALS MADE			
SEASON:	2	at San Diego (1.11.25)	
CAREER:	2	at San Diego (1.11.25)	
3-POINT FIELD GOAL ATTEMPTS			
SEASON:	3	2x last at San Diego (1.11.25)	
CAREER:	3	2x last at San Diego (1.11.25)	
FREE THROWS MADE			
SEASON:	1	at Santa Clara (1.29.25)	
CAREER:	1	at Santa Clara (1.29.25)	
FREE THROW ATTEMPTS			
SEASON:	2	at Santa Clara (1.29.25)	
CAREER:	2	at Santa Clara (1.29.25)	
ASSISTS			
SEASON:	3	vs Utah State (12.22.24)	
CAREER:	3	vs Utah State (12.22.24)	
STEALS			
SEASON:	3	at San Diego (1.11.25)	
CAREER:	3	at San Diego (1.11.25)	
BLOCKS			
SEASON:	N/A		
CAREER:	N/A		
MINUTES PLAYED			
SEASON:	13	vs Stanislaus St. (11.20.24)	
CAREER:	13	vs Stanislaus St. (11.20.24)	



PRIOR TO SAINT MARY'S: Will become the 25th Gael in program history to hail from Australia...Well sized point guard who has shown equal abilities to both score and distribute the basketball...Played alongside current Gael Rory Hawke for the Centre of Excellence...Averaged seven points, five rebounds and five assists per contest last season for COE... Represented Australia in the U17 FIBA World Cup, averaging 13 points and four assists per game, while shooting 49% from the field.

2024-25				
Opp	P	R	A	
Towson	DNP			
Chattanooga	0	0	0	
Akron	0	0	0	
Nebraska	DNP			
Stan. St.	0	2	1	
Cal Poly	0	0	0	
USC	0	0	0	
ASU	DNP			
UTSA	0	0	0	
Utah	DNP			
Boise St.	0	0	0	
Merrimack	DNP			
Utah St.	3	0	3	
Pacific	0	0	0	
Pepperdine	0	0	0	
Portland	0	0	1	
LMU	0	1	0	
San Diego	8	1	2	
Pepperdine	0	0	0	
San Francisco	0	0	0	
Washington St.	DNP			
Santa Clara	1	0	0	
Gonzaga	DNP			
San Francisco				
Oregon St.				
Santa Clara				
Washington St.				
Portland				
Gonzaga				
LMU				
Oregon St.				

				Field Goals		3-Point		F-Throws		Rebounds				Scoring						
SEASON	TEAM	GP-GS	MIN/AVG	FG-FGA	FG%	3FG-3FGA	3FG%	FT-FTA	FT%	OFF	DEF	TOT	AVG	PF-FO	A	TO	BLK	STL	PTS	AVG
2024-25	SMC	16-0	74/4.6	4-14	.286	3-10	.300	1-2	.500	0	4	4	0.3	2-0	7	5	0	3	12	0.8
TOTAL		16-0	74/4.6	4-14	.286	3-10	.300	1-2	.500	0	4	4	0.3	2-0	7	5	0	3	12	0.8



8 RORY HAWKE

R-Freshman G 6-5 200 Townsville, Queensland, Australia / Centre of Excellence

Season/Career Highs

POINTS
SEASON:
CAREER: 13 vs Stanislaus State (11.6.23)
REBOUNDS
SEASON:
CAREER: 3 vs Stanislaus State (11.6.23)
FIELD GOALS MADE
SEASON:
CAREER: 4 vs Stanislaus State (11.6.23)
FIELD GOAL ATTEMPTS
SEASON:
CAREER: 5 vs Stanislaus State (11.6.23)
3-POINT FIELD GOALS MADE
SEASON:
CAREER: 3 vs Stanislaus State (11.6.23)
3-POINT FIELD GOAL ATTEMPTS
SEASON:
CAREER: 3 vs Stanislaus State (11.6.23)
FREE THROWS MADE
SEASON:
CAREER: 2 vs Stanislaus State (11.6.23)
FREE THROW ATTEMPTS
SEASON:
CAREER: 2 2x last vs UNLV (12.16.23)
ASSISTS
SEASON:
CAREER: 1 vs Stanislaus State (11.6.23)
STEALS
SEASON:
CAREER: 3 vs Stanislaus State (11.6.23)
BLOCKS
SEASON: N/A
CAREER: N/A
MINUTES PLAYED
SEASON:
CAREER: 10 vs Stanislaus State (11.6.23)



2024-25	P	R	A
Opp			
Towson	DNP		
Chattanooga	DNP		
Akron	DNP		
Nebraska	DNP		
Stan. St.	DNP		
Cal Poly	DNP		
USC	DNP		
ASU	DNP		
UTSA	DNP		
Utah	DNP		
Boise St.	DNP		
Merrimack	DNP		
Utah St.	DNP		
Pacific	DNP		
Pepperdine	DNP		
Portland	DNP		
LMU	DNP		
San Diego	DNP		
Pepperdine	DNP		
San Francisco	DNP		
Washington St.	DNP		
Santa Clara	DNP		
Gonzaga	DNP		
San Francisco			
Oregon St.			
Santa Clara			
Washington St.			
Portland			
Gonzaga			
LMU			
Oregon St.			

AS A REDSHIRT FRESHMAN (2023-24): Retained a redshirt year after appearing in six games before having his season come to an end due to injury...Showed strong scoring ability in his six appearances, shooting 8-10 from the field and a perfect 4-4 from beyond the arc...Scored 13 points in his first collegiate appearance against Stanislaus State (Nov. 6).

AS A FRESHMAN (2022-23): Spent his freshman season as a redshirt after joining midseason and did not appear in any games.

PRIOR TO SAINT MARY'S: Hawke played on the U20 Australian Championship team for Queensland, and he caught the eyes of selectors for the Boomers, who added him to the roster...made his national team debut in the FIBA World Cup Qualifiers, much like current Gael, Alex Ducas...put up some very strong numbers with the Centre of Excellence during the 2022 Australian State League season, averaging 16.1 points per game, accounting for nearly 20% of the team's scoring...shot 53.8% from the floor and 34.5% from beyond the arc, while grabbing 5.6 rebounds per game and dishing out 2.8 assists per game...his eight-game performance at the U20 Championship saw him average 15.5 points with 7.9 rebounds per game.

				Field Goals		3-Point		F-Throws		Rebounds				Scoring						
SEASON	TEAM	GP-GS	MIN/AVG	FG-FGA	FG%	3FG-3FGA	3FG%	FT-FTA	FT%	OFF	DEF	TOT	AVG	PF-FO	A	TO	BLK	STL	PTS	AVG
2023-24	SMC	6-0	26/4.4	8-10	.800	4-4	1.000	3-4	.750	4	2	6	1.0	1-0	1	2	0	2	23	3.8
TOTAL		6-0	26/4.4	8-10	.800	4-4	1.000	3-4	.750	4	2	6	1.0	1-0	1	2	0	2	23	3.8



9 ASHTON HARDAWAY

Sophomore F 6-8 210 Carson, Calif. / Memphis

Season/Career Highs

POINTS			
SEASON:	9	at Santa Clara (1.29.25)	
CAREER:	17	vs Michigan (11.22.23)	
REBOUNDS			
SEASON:	7	vs Stanislaus St. (11.20.24)	
CAREER:	7	vs Stanislaus St. (11.20.24)	
FIELD GOALS MADE			
SEASON:	3	3x last at Santa Clara (1.29.25)	
CAREER:	6	vs Michigan (11.22.23)	
FIELD GOAL ATTEMPTS			
SEASON:	7	vs Stanislaus St. (11.20.24)	
CAREER:	9	2x last vs Villanova (11.24.23)	
3-POINT FIELD GOALS MADE			
SEASON:	3	at Santa Clara (1.29.25)	
CAREER:	5	vs Michigan (11.22.23)	
3-POINT FIELD GOAL ATTEMPTS			
SEASON:	5	2x last at Santa Clara (1.29.25)	
CAREER:	7	vs Michigan (11.22.23)	
FREE THROWS MADE			
SEASON:	4	2x last at Washington St. (1.25.25)	
CAREER:	4	2x last at Washington St. (1.25.25)	
FREE THROW ATTEMPTS			
SEASON:	4	2x last at Washington St. (1.25.25)	
CAREER:	4	2x last at Washington St. (1.25.25)	
ASSISTS			
SEASON:	3	2x last at Pepperdine (1.18.25)	
CAREER:	3	3x last at Pepperdine (1.18.25)	
STEALS			
SEASON:	2	vs Cal Poly (11.23.24)	
CAREER:	2	2x last vs Cal Poly (11.23.24)	
BLOCKS			
SEASON:	2	at San Diego (1.11.25)	
CAREER:	2	at San Diego (1.11.25)	
MINUTES PLAYED			
SEASON:	25	vs Cal Poly (11.23.24)	
CAREER:	25	vs Cal Poly (11.23.24)	



2024-25			
Opp	P	R	A
Towson	0	0	0
Chattanooga	1	1	0
Akron	0	4	0
Nebraska	0	0	1
Stan. St.	7	7	0
Cal Poly	5	5	0
USC	7	3	0
ASU	3	0	0
UTSA	4	2	2
Utah	0	0	0
Boise St.	0	0	0
Merrimack	2	3	2
Utah St.	5	2	0
Pacific	0	0	0
Pepperdine	5	1	0
Portland	4	2	1
LMU	3	3	0
San Diego	3	1	3
Pepperdine	3	1	3
San Francisco	0	1	0
Washington St.	4	2	0
Santa Clara	9	1	1
Gonzaga	0	0	0
San Francisco			
Oregon St.			
Santa Clara			
Washington St.			
Portland			
Gonzaga			
LMU			
Oregon St.			

PRIOR TO SAINT MARY'S: Memphis (2023-2024)
AS A FRESHMAN (2023-24): Appeared in 30 games making three starts...Had three assists in his collegiate debut against Jackson State (Nov. 6)...Scored his first collegiate points against Alabama State (Nov.17)...Dropped his career high of 17 points just five days later against Michigan, converting on 6-9 field goal attempted and 5-7 shots from beyond the arc...Finished hit freshman campaign averaging 2.3 points and 0.8 rebounds per contest...Nearly 75% of his shots came from three.

HIGH SCHOOL: Spent his senior season at basketball powerhouse Sierra Canyon, playing alongside Bronny James and Justin Phippen...Helped Sierra Canyon to the 2023 CIF Division I Regional Finals...Began his prep career at Duncanville High School in Duncanville, Texas...Averaged 10 points per game and shot 40% from three as a junior, leading Duncanville to a 35-1 record and a 6A Texas State Title in 2022.

PERSONAL: Son of four time NBA All-Star and current Memphis Head Coach Anfernee "Penny" Hardaway...Older brother Jayden played five seasons at Memphis.

				Field Goals		3-Point		F-Throws		Rebounds								Scoring		
SEASON	TEAM	GP-GS	MIN/AVG	FG-FGA	FG%	3FG-3FGA	3FG%	FT-FTA	FT%	OFF	DEF	TOT	AVG	PF-FO	A	TO	BLK	STL	PTS	AVG
2023-24	Mem	30-3	246/8.2	24-70	.343	17-51	.333	3-5	.600	4	19	23	0.8	30-0	11	12	6	7	68	2.3
2024-25	SMC	23-0	251/10.9	21-56	.375	12-36	.333	11-12	.917	11	28	39	1.7	21-0	13	6	5	9	65	2.8
TOTAL FOR SMC		23-0	251/10.9	21-56	.375	12-36	.333	11-12	.917	11	28	39	1.7	21-0	13	6	5	9	65	2.8
TOTAL		53-3	497/9.4	45-126	.357	29-87	.333	14-17	.824	15	47	62	1.2	51-0	24	18	11	16	133	2.5



11

MITCHELL SAXEN

Graduate

C

6-10

250

Seattle, Wash. / Ingraham

Season/Career Highs

POINTS			
SEASON:	18	2x last vs Utah State (12.22.24)	
CAREER:	23	vs UNLV (12.16.23)	
REBOUNDS			
SEASON:	13	2x last vs UTSA (12.3.24)	
CAREER:	16	vs UNLV (12.16.23)	
FIELD GOALS MADE			
SEASON:	7	vs Utah State (12.22.24)	
CAREER:	9	2x last vs Washington (11.24.22)	
FIELD GOAL ATTEMPTS			
SEASON:	13	vs Merrimack (12.19.24)	
CAREER:	15	3x last vs Gonzaga (3.12.24)	
3-POINT FIELD GOALS MADE			
SEASON:	N/A		
CAREER:	1	vs Northern Iowa (11.26.20)	
3-POINT FIELD GOAL ATTEMPTS			
SEASON:	N/A		
CAREER:	1	2x last vs New Mexico State (12.14.22)	
FREE THROWS MADE			
SEASON:	6	vs Merrimack (12.19.24)	
CAREER:	8	vs San Francisco (2.20.24)	
FREE THROW ATTEMPTS			
SEASON:	8	2x last vs Utah State (12.22.24)	
CAREER:	12	2x last vs Gonzaga (3.12.24)	
ASSISTS			
SEASON:	5	vs San Francisco (1.23.25)	
CAREER:	5	3x last vs San Francisco (1.23.25)	
STEALS			
SEASON:	4	2x last vs UTSA (12.3.24)	
CAREER:	5	vs New Mexico (11.30.22)	
BLOCKS			
SEASON:	4	2x last at Washington St. (1.25.25)	
CAREER:	4	4x last at Washington St. (1.25.25)	
MINUTES PLAYED			
SEASON:	41	vs Boise State (12.14.24)	
CAREER:	43	2x last vs UNLV (12.16.23)	



2024-25			
Opp	P	R	A
Towson	10	2	1
Chattanooga	1	1	2
Akron	11	11	1
Nebraska	12	12	2
Stan. St.	0	2	1
Cal Poly	13	13	3
USC	7	7	1
ASU	10	9	0
UTSA	15	13	4
Utah	6	5	1
Boise St.	5	3	1
Merrimack	18	12	1
Utah St.	18	6	4
Pacific	12	10	1
Pepperdine	8	11	3
Portland	9	10	2
LMU	7	10	2
San Diego	15	12	1
Pepperdine	13	6	1
San Francisco	14	4	5
Washington St.	12	7	1
Santa Clara	12	5	2
Gonzaga	9	11	1
San Francisco			
Oregon St.			
Santa Clara			
Washington St.			
Portland			
Gonzaga			
LMU			
Oregon St.			

AS A SENIOR (2023-24): The Gaels starting center, starting every game for the second consecutive season...Team's third leading scorer (11.8 PPG) and leading rebounder (7.6 RPG)...Scored in double figures in 23 games for the Gaels...Tallied seven double-doubles, including 23 points and 16 rebounds (both career-highs) and the game winning layup in a double OT thriller against UNLV in the Jerry Colangelo Classic, earning him both WCC and National Player of the Week Honors (Dec. 16)...Went for 19 points and 15 boards in the Gaels WCC Tournament Title winning game against Gonzaga (Mar. 12)...Totalled 14 points and 11 rebounds against Grand Canyon in the NCAA Tournament (Mar. 22)...Led the Gaels with 43 blocks, the most in the WCC and the 12th most in a single season in program history...Ranked 13th in the country, averaging 3.71 offensive rebounds per game...Named First Team All-WCC for the second consecutive season, as well as WCC Defensive Player of the Year.

AS A JUNIOR (2022-2023): Broke onto the scene during his third season in Moraga, becoming one of four Gaels to start all 35 games...averaged 31.2 minutes per game as the first career-best he would set on the season, setting new highs in virtually every statistical category...shot 55.9% from the floor, ranking fifth in the West Coast Conference, en route to 11.6 points per game...led the Gaels in rebounds with 7.6 per game and ranked third in the conference in that category, including the most offensive rebounds/game in the WCC...led the conference in blocks with 42...recorded the first eight double-doubles of his career, with the first coming in a 15/12 performance at home against Hofstra...began West Coast Conference play with a 20/10 double-double against San Diego, the most points he's scored in a game...had three-straight double-doubles from January 28-February 4, which helped him win his first WCC Player of the Week award...tied for the SMC team lead in points during their NCAA Tournament win against VCU on March 17...was named First Team All-WCC following the season, the first time in his career...also took home First Team Academic All-WCC honors.

AS A SOPHOMORE (2021-2022): Appeared in 28 games for the Gaels averaging a career high 3.3 points per game ... played a season-high 20 minutes against San Diego grabbing a season-high 6 rebounds ... had a crucial role in the Gaels defeat of #1 Gonzaga, playing 16 minutes off the bench, scoring seven points, grabbing four rebounds, and blocking three shots ... made his season debut in the Maui Invitational coming off a back injury, blocking three shots in two games ... missed the first five games of the season due to that back injury ... grabbed multiple rebounds in his final six games of the season, with four of those being postseason games ... finished tied for second on the Gaels in blocks with 14 despite averaging just 7.4 minutes per game

AS A FRESHMAN (2020-21): Played in all 24 games as a true freshman and averaged 9.8 minutes off the bench ... Named to the All-WCC Freshman Team ... Led the Gaels in field goal percentage at .577 and averaged 2.7 ppg ... Grabbed 2.3 boards per contest and had a season-best 12 against South Dakota State on Nov. 27 ... Made his collegiate debut against Memphis in South Dakota on Nov. 25 in the team's season opener and had two points in eight minutes ... Scored points in the first 12 games of his career ... Had a career-high 10 points in 13 minutes against Gonzaga on Feb. 18 and was 5-of-7 from the field ... Played a season-high 20 minutes against South Dakota State ... Was second on the team with 13 blocks.

PRIOR TO SAINT MARY'S: Native of Seattle, Wash ... Ranked as a three-star center and ranked as the No. 5 senior in the state according to 247Sports.com ... Following his junior season, Saxen was named All-Metro First Team ... Averaged a double-double his sophomore and junior seasons.

				Field Goals		3-Point		F-Throws		Rebounds									Scoring	
SEASON	TEAM	GP-GS	MIN/AVG	FG-FGA	FG%	3FG-3FGA	3FG%	FT-FTA	FT%	OFF	DEF	TOT	AVG	PF-FO	A	TO	BLK	STL	PTS	AVG
2020-21	SMC	24-0	236/9.8	30-52	.577	1-2	.500	4-12	.333	23	33	56	2.3	44-0	5	18	13	9	65	2.7
2021-22	SMC	28-0	206/7.3	39-74	.527	0-0	.000	13-24	.542	38	27	65	2.3	26-0	3	13	14	3	91	3.3
2022-23	SMC	35-35	1091/31.2	166-298	.557	0-1	.000	75-120	.625	106	161	267	7.6	111-4	60	63	42	26	407	11.6
2023-24	SMC	34-34	961/28.3	155-285	.544	0-1	.000	90-147	.612	126	134	260	7.6	90-3	52	55	43	25	400	11.8
2024-25	SMC	23-23	655/28.5	97-181	.536	0-0	.000	45-86	.523	99	83	182	7.9	64-5	41	32	32	34	239	10.4
TOTAL		144-92	3148/21.9	487-890	.547	1-4	.250	227-389	.584	392	438	830	5.8	335-12	161	181	144	97	1202	8.3



14 OLIVER FAUBERT

Freshman F 6-9 215 Fort Erie, Ontario, Canada / Fort Erie International

Season/Career Highs

POINTS
SEASON:
CAREER:

REBOUNDS
SEASON:
CAREER:

FIELD GOALS MADE
SEASON:
CAREER:

FIELD GOAL ATTEMPTS
SEASON:
CAREER:

3-POINT FIELD GOALS MADE
SEASON:
CAREER:

3-POINT FIELD GOAL ATTEMPTS
SEASON:
CAREER:

FREE THROWS MADE
SEASON:
CAREER:

FREE THROW ATTEMPTS
SEASON:
CAREER:

ASSISTS
SEASON:
CAREER:

STEALS
SEASON:
CAREER:

BLOCKS
SEASON:
CAREER:

MINUTES PLAYED
SEASON:
CAREER:



PRIOR TO SAINT MARY'S: Comes to Saint Mary's after a strong prep career at the Fort Erie International Academy in Ontario, Canada...Finished his prep career as the the #1 prep player out of Ontario according to 247Sports...Stands at 6-9 and can play both the three and four positions, and has shown great skill from beyond the arc...Playing in the Ontario Scholastic Basketball Association, averaged 12 points per game, while shooting 48.4% from the field and a stellar 64.3% from three, with nearly half of his shots coming from beyond the arc...Active as more than just a scorer, also averaged 5.2 rebounds and 2.0 assists per contest this past season.

2024-25

Opp	P	R	A
Towson			DNP
Chattanooga			DNP
Akron			DNP
Nebraska			DNP
Stan. St.			DNP
Cal Poly			DNP
USC			DNP
ASU			DNP
UTSA			DNP
Utah			DNP
Boise St.			DNP
Merrimack			DNP
Utah St.			DNP
Pacific			DNP
Pepperdine			DNP
Portland			DNP
LMU			DNP
San Diego			DNP
Pepperdine			DNP
San Francisco			DNP
Washington St.			DNP
Santa Clara			DNP
Gonzaga			DNP
San Francisco			
Oregon St.			
Santa Clara			
Washington St.			
Portland			
Gonzaga			
LMU			
Oregon St.			

15 LIAM CAMPBELL

Freshman G 6-4 200 Meridian, Idaho / Owyhee

Season/Career Highs

POINTS
SEASON:
CAREER:

REBOUNDS
SEASON:
CAREER:

FIELD GOALS MADE
SEASON:
CAREER:

FIELD GOAL ATTEMPTS
SEASON:
CAREER:

3-POINT FIELD GOALS MADE
SEASON:
CAREER:

3-POINT FIELD GOAL ATTEMPTS
SEASON:
CAREER:

FREE THROWS MADE
SEASON:
CAREER:

FREE THROW ATTEMPTS
SEASON:
CAREER:

ASSISTS
SEASON:
CAREER:

STEALS
SEASON:
CAREER:

BLOCKS
SEASON:
CAREER:

MINUTES PLAYED
SEASON:
CAREER:



PRIOR TO SAINT MARY'S: 6-5 shooting guard out of Meridian, Idaho...Prepped at Owyhee High School, where he was ranked the #2 player in the high school class of 2024 to come out of the state of Idaho....Played for the top ranked high school team in the state of Idaho...Led the Owyhee Storm to a 24-3 record including an undefeated season in the 5A Southern Idaho Conference...Won final 17 straight games on the season, and helped Owyhee captured the IDHSAA 5A State Title, their second in his career...Named the Idaho State Player of the Year...Also received offers from Boise State, Colorado State, Drake, Montana, Montana State, Portland, San Diego, Stanford, UC Santa Barbara, USD, Washington State and Utah.

2024-25

Opp	P	R	A
Towson			DNP
Chattanooga			DNP
Akron			DNP
Nebraska			DNP
Stan. St.			DNP
Cal Poly			DNP
USC			DNP
ASU			DNP
UTSA			DNP
Utah			DNP
Boise St.			DNP
Merrimack			DNP
Utah St.			DNP
Pacific			DNP
Pepperdine			DNP
Portland			DNP
LMU			DNP
San Diego			DNP
Pepperdine			DNP
San Francisco			DNP
Washington St.			DNP
Santa Clara			DNP
Gonzaga			DNP
San Francisco			
Oregon St.			
Santa Clara			
Washington St.			
Portland			
Gonzaga			
LMU			
Oregon St.			

22

CADE BENNETT

R-Sophomore G6-0170Moraga, Calif. / Campolindo

Season/Career Highs

POINTS			
SEASON:	5	vs Stanislaus St.	(11.20.24)
CAREER:	5	vs Stanislaus St.	(11.20.24)
REBOUNDS			
SEASON:	3	vs Stanislaus St.	(11.20.24)
CAREER:	3	vs Stanislaus St.	(11.20.24)
FIELD GOALS MADE			
SEASON:	2	vs Stanislaus St.	(11.20.24)
CAREER:	2	vs Stanislaus St.	(11.20.24)
FIELD GOAL ATTEMPTS			
SEASON:	2	4x last at Pepperdine	(1.18.25)
CAREER:	3	2x last vs Davidson	(11.24.23)
3-POINT FIELD GOALS MADE			
SEASON:	1	vs Stanislaus St.	(11.20.24)
CAREER:	1	5x last vs Stanislaus St.	(11.20.24)
3-POINT FIELD GOAL ATTEMPTS			
SEASON:	2	at San Diego	(1.11.25)
CAREER:	3	vs Stanislaus St.	(11.6.23)
FREE THROWS MADE			
SEASON:	2	vs LMU	(1.7.25)
CAREER:	2	vs LMU	(1.7.25)
FREE THROW ATTEMPTS			
SEASON:	2	3x last vs San Francisco	(1.23.25)
CAREER:	2	3x last vs San Francisco	(1.23.25)
ASSISTS			
SEASON:	7	vs Stanislaus St.	(11.20.24)
CAREER:	7	vs Stanislaus St.	(11.20.24)
STEALS			
SEASON:	1	3x last vs USC	(11.28.24)
CAREER:	1	6x last vs USC	(11.28.24)
BLOCKS			
SEASON:	N/A		
CAREER:	N/A		
MINUTES PLAYED			
SEASON:	17	vs Stanislaus St.	(11.20.24)
CAREER:	17	vs Stanislaus St.	(11.20.24)



AS A REDSHIRT FRESHMAN (2023-24): Appeared in 20 games in his first season of action for the Gaels...Scored three points and dished out four assists in his debut performance against Stanislaus State (Nov. 6)...Buried a three in his second WCC appearance against Portland (Jan. 11)...Scored in seven of the 20 games he appeared in...Recorded multiple rebounds three times on the season.

AS A FRESHMAN (2022-23): Spent his freshman season as a redshirt and did not appear in any games.

PRIOR TO SAINT MARY'S: Graduate of nearby Campolindo High School, coming to Saint Mary's with teammate Aidan Mahaney...averaged 10.9 points per game as a point guard

for Campo during his senior season, setting a career-best in assists per game (3.4) and rebounds per game (5.4)...shot 45% from the field and 38% from beyond the arc...over his final 45 high school games, averaged 11.5 points per game...NCS First Team selection, as well as First Team All-League DAL...helped guide Campolindo to a 47-2 record over a two-plus year run, including an NCS Open Division Championship in 2022 and a CIF NorCal Open runner-up in 2022.

2024-25			
Opp	P	R	A
Towson	0	0	0
Chattanooga	0	0	0
Akron	1	0	1
Nebraska	0	0	0
Stan. St.	5	3	7
Cal Poly	0	1	1
USC	0	0	0
ASU	DNP		
UTSA	0	0	0
Utah	DNP		
Boise St.	DNP		
Merrimack	DNP		
Utah St.	0	0	1
Pacific	0	0	0
Pepperdine	2	1	2
Portland	0	0	0
LMU	2	0	1
San Diego	0	0	2
Pepperdine	0	0	0
San Francisco	0	0	1
Washington St.	DNP		
Santa Clara	0	0	0
Gonzaga	DNP		
San Francisco			
Oregon St.			
Santa Clara			
Washington St.			
Portland			
Gonzaga			
LMU			
Oregon St.			

				Field Goals		3-Point		F-Throws		Rebounds										Scoring	
SEASON	TEAM	GP-GS	MIN/AVG	FG-FGA	FG%	3FG-3FGA	3FG%	FT-FTA	FT%	OFF	DEF	TOT	AVG	PF-FO	A	TO	BLK	STL	PTS	AVG	
2023-24	SMC	20-0	80/4.0	7-19	.368	4-14	.286	0-0	.000	0	12	12	0.6	4-0	16	1	0	3	18	0.9	
2024-25	SMC	17-0	64/3.8	3-12	.250	1-8	.125	3-7	.429	0	5	5	0.3	4-0	16	5	0	3	10	0.6	
TOTAL		37-0	145/3.9	10-31	.323	5-22	.227	3-7	.429	0	17	17	0.5	8-0	32	6	0	6	28	0.8	



23

PAULIUS MURAUSKAS

Sophomore

F


6-8

235

Kaunas, Lithuania / Arizona

Season/Career Highs

POINTS			
SEASON:	29	at Utah (12.7.24)	
CAREER:	29	at Utah (12.7.24)	
REBOUNDS			
SEASON:	15	vs Akron (11.12.24)	
CAREER:	15	vs Akron (11.12.24)	
FIELD GOALS MADE			
SEASON:	10	2x last vs San Francisco (1.23.25)	
CAREER:	10	2x last vs San Francisco (1.23.25)	
FIELD GOAL ATTEMPTS			
SEASON:	16	vs Nebraska (11.17.24)	
CAREER:	16	vs Nebraska (11.17.24)	
3-POINT FIELD GOALS MADE			
SEASON:	6	at Utah (12.7.24)	
CAREER:	6	at Utah (12.7.24)	
3-POINT FIELD GOAL ATTEMPTS			
SEASON:	10	at Utah (12.7.24)	
CAREER:	10	at Utah (12.7.24)	
FREE THROWS MADE			
SEASON:	8	vs UTSA (12.3.24)	
CAREER:	8	vs UTSA (12.3.24)	
FREE THROW ATTEMPTS			
SEASON:	11	vs UTSA (12.3.24)	
CAREER:	11	vs UTSA (12.3.24)	
ASSISTS			
SEASON:	6	vs Akron (11.12.24)	
CAREER:	6	vs Akron (11.12.24)	
STEALS			
SEASON:	3	2x last vs Merrimack (12.19.24)	
CAREER:	3	2x last vs Merrimack (12.19.24)	
BLOCKS			
SEASON:	2	2x last vs Pacific (12.28.24)	
CAREER:	2	2x last vs Pacific (12.28.24)	
MINUTES PLAYED			
SEASON:	38	at Washington St. (1.25.25)	
CAREER:	38	at Washington St. (1.25.25)	



PRIOR TO SAINT MARY'S: Arizona (2023-2024)
AS A FRESHMAN (2023-24): Appeared in 23 games off the bench for the Wildcats in his 2023-24 freshman campaign... In limited minutes, the big man averaged 2.7 points and 1.2 rebounds per contest, shooting a stellar 51.9% from three, where more than half of his field goal attempts came from... Scored 10 points in his collegiate debut against Morgan State, followed by a five point, 10 rebounds contest against Southern...Best game as a Wildcat came against rival Arizona State, when he dropped 12 points in just six minutes of play against the Sun Devils...Hit a three in 10 of 23 appearances at Arizona, and multiple three pointers in four different contests.

2024-25			
Opp	P	R	A
Towson	14	13	0
Chattanooga	23	11	2
Akron	17	15	6
Nebraska	16	6	3
Stan. St.	10	11	0
Cal Poly	6	6	1
USC	11	5	0
ASU	9	9	0
UTSA	12	12	0
Utah	29	7	1
Boise St.	4	2	0
Merrimack	18	11	4
Utah St.	9	4	1
Pacific	10	13	2
Pepperdine	11	12	3
Portland	6	4	4
LMU	10	8	1
San Diego	9	10	5
Pepperdine	7	6	2
San Francisco	24	5	2
Washington St.	25	12	0
Santa Clara	9	14	3
Gonzaga	12	8	0
San Francisco			
Oregon St.			
Santa Clara			
Washington St.			
Portland			
Gonzaga			
LMU			
Oregon St.			

HIGH SCHOOL: Spent three years in the LKL, the top basketball league in Lithuania...Began his career with his home club of BC Zalgiris Kaunas, before also spending a season each with Nevezis Kedainiai and Lietkabelis...Played in 71 games between the three squads in LKL competition, starting 16...Averaged 7.1 points per game and 3.1 rebounds per contest, while shooting 54.7% from the field...Also represented his country in the FIBA U18 European Championships in Izmir, Turkey...Led the entire tournament in scoring, averaging 20.7 points per game, shooting 47.7% from the field...His scoring output came to a head when he dropped 32 against Israel in the seventh place game.

				Field Goals		3-Point		F-Throws		Rebounds				Scoring						
SEASON	TEAM	GP-GS	MIN/AVG	FG-FGA	FG%	3FG-3FGA	3FG%	FT-FTA	FT%	OFF	DEF	TOT	AVG	PF-FO	A	TO	BLK	STL	PTS	AVG
2023-24	UA	23-0	115/5.0	21-48	.438	14-27	.519	7-10	.700	12	15	27	1.2	10-0	3	8	0	3	63	2.7
2024-25	SMC	23-23	668/29.0	109-239	.456	24-75	.320	59-79	.747	60	144	204	8.9	56-1	40	34	8	19	301	13.1
TOTAL FOR SMC		23-23	668/29.0	109-239	.456	24-75	.320	59-79	.747	60	144	204	8.9	56-1	40	34	8	19	301	13.1
TOTAL		46-23	783/17.0	130-287	.453	38-102	.373	66-89	.742	72	159	231	5.0	66-1	43	42	8	22	364	7.9



24

KEVIN GAD

R-Sophomore F6-6200

Livermore, Calif. / Granada

Season/Career Highs

POINTS			
SEASON:	5	2x last at San Diego (1.11.25)	
CAREER:	9	at Pacific (2.6.24)	
REBOUNDS			
SEASON:	1	3x last at San Diego (1.11.25)	
CAREER:	2	2x last vs Pepperdine (2.15.24)	
FIELD GOALS MADE			
SEASON:	2	2x last at San Diego (1.11.25)	
CAREER:	3	at Pacific (2.6.24)	
FIELD GOAL ATTEMPTS			
SEASON:	4	vs Stanislaus St. (11.20.24)	
CAREER:	4	2x last vs Stanislaus St. (11.20.24)	
3-POINT FIELD GOALS MADE			
SEASON:	1	2x last at San Diego (1.11.25)	
CAREER:	3	at Pacific (2.6.24)	
3-POINT FIELD GOAL ATTEMPTS			
SEASON:	4	vs Stanislaus St. (11.20.24)	
CAREER:	4	2x last vs Stanislaus St. (11.20.24)	
FREE THROWS MADE			
SEASON:	N/A		
CAREER:	N/A		
FREE THROW ATTEMPTS			
SEASON:	N/A		
CAREER:	N/A		
ASSISTS			
SEASON:	1	4x last vs San Francisco (1.23.25)	
CAREER:	1	5x last vs San Francisco (1.23.25)	
STEALS			
SEASON:	N/A		
CAREER:	1	vs Northern Kentucky (12.21.23)	
BLOCKS			
SEASON:	N/A		
CAREER:	1	at Pacific (2.6.24)	
MINUTES PLAYED			
SEASON:	8	vs Stanislaus St. (11.20.24)	
CAREER:	8	vs Stanislaus St. (11.20.24)	



AS A REDSHIRT FRESHMAN (2023-24): Made 15 appearances off the bench in his first season of action with the Gaels... Brought down a pair of rebounds in his debut performance against Stanislaus State (Nov. 6)...Scored his first two collegiate buckets in his first ever WCC appearance against Portland, knocking down a three and a layup...Went for nine points on 3-4 shooting from beyond the arc in three minutes of play at Pacific.

AS A FRESHMAN (2022-23): Spent his freshman season as a redshirt and did not appear in any games.

PRIOR TO SAINT MARY'S: Graduated from Granada High School in Livermore in 2022...walks onto the Gaels roster after leading the Matadors to a 17-9 record as a senior, falling in the EBAL championship game before falling in the second round of the CIF playoffs...named First Team All-EBAL as a senior.

2024-25				
Opp	P	R	A	
Towson				DNP
Chattanooga	0	0	0	
Akron	0	0	0	
Nebraska				DNP
Stan. St.	0	1	1	
Cal Poly	0	0	0	
USC				DNP
ASU				DNP
UTSA				DNP
Utah				DNP
Boise St.				DNP
Merrimack				DNP
Utah St.				DNP
Pacific	0	0	0	
Pepperdine	0	1	0	
Portland	0	0	1	
LMU	5	0	1	
San Diego	5	1	0	
Pepperdine				DNP
San Francisco	2	0	1	
Washington St.				DNP
Santa Clara				DNP
Gonzaga				DNP
San Francisco				
Oregon St.				
Santa Clara				
Washington St.				
Portland				
Gonzaga				
LMU				
Oregon St.				

				Field Goals		3-Point		F-Throws		Rebounds											Scoring	
SEASON	TEAM	GP-GS	MIN/AVG	FG-FGA	FG%	3FG-3FGA	3FG%	FT-FTA	FT%	OFF	DEF	TOT	AVG	PF-FO	A	TO	BLK	STL	PTS	AVG		
2023-24	SMC	15-0	30/2.0	7-19	.368	5-14	.357	0-0	.000	2	6	8	0.5	2-0	1	1	1	1	19	1.3		
2024-25	SMC	10-0	27/2.7	5-9	.556	2-6	.333	0-0	.000	0	3	3	0.3	4-0	4	1	0	0	12	1.2		
TOTAL		25-0	57/2.3	12-28	.429	7-20	.350	0-0	.000	2	9	11	0.4	6-0	5	2	1	1	31	1.2		



33

LUKE BARRETT

R-Senior

G/F 6-6 215

Piedmont, Calif. / Piedmont

Season/Career Highs

POINTS			
SEASON:	20	vs Pacific (12.28.24)	
CAREER:	20	vs Pacific (12.28.24)	
REBOUNDS			
SEASON:	11	2x last vs UTSA (12.3.24)	
CAREER:	11	2x last vs UTSA (12.3.24)	
FIELD GOALS MADE			
SEASON:	9	vs Pacific (12.28.24)	
CAREER:	9	vs Pacific (12.28.24)	
FIELD GOAL ATTEMPTS			
SEASON:	15	2x last vs Pacific (12.28.24)	
CAREER:	15	2x last vs Pacific (12.28.24)	
3-POINT FIELD GOALS MADE			
SEASON:	3	3x last vs Boise State (12.14.24)	
CAREER:	3	6x last vs Boise State (12.14.24)	
3-POINT FIELD GOAL ATTEMPTS			
SEASON:	7	at Santa Clara (1.29.25)	
CAREER:	7	at Santa Clara (1.29.25)	
FREE THROWS MADE			
SEASON:	4	3x last vs LMU (1.7.25)	
CAREER:	6	vs Santa Clara (3.11.24)	
FREE THROW ATTEMPTS			
SEASON:	6	2x last vs UTSA (12.3.24)	
CAREER:	6	4x last vs UTSA (12.3.24)	
ASSISTS			
SEASON:	5	vs Pacific (12.28.24)	
CAREER:	5	vs Pacific (12.28.24)	
STEALS			
SEASON:	2	8x last at Santa Clara (1.29.25)	
CAREER:	3	2x last at Pepperdine (2.29.24)	
BLOCKS			
SEASON:	1	10x last at Santa Clara (1.29.25)	
CAREER:	2	2x last vs Santa Clara (1.31.24)	
MINUTES PLAYED			
SEASON:	45	vs Boise State (12.14.24)	
CAREER:	45	vs Boise State (12.14.24)	



2024-25			
Opp	P	R	A
Towson	14	11	0
Chattanooga	11	4	1
Akron	8	9	3
Nebraska	15	4	0
Stan. St.	7	7	0
Cal Poly	19	10	3
USC	6	7	1
ASU	5	9	1
UTSA	12	11	2
Utah	9	5	1
Boise St.	13	7	1
Merrimack	9	3	2
Utah St.	8	7	2
Pacific	20	10	5
Pepperdine	16	8	0
Portland	4	6	1
LMU	12	10	1
San Diego	10	3	1
Pepperdine	14	7	0
San Francisco	6	8	0
Washington St.	4	2	0
Santa Clara	10	2	1
Gonzaga	5	8	2
San Francisco			
Oregon St.			
Santa Clara			
Washington St.			
Portland			
Gonzaga			
LMU			
Oregon St.			

AS A REDSHIRT JUNIOR (2023-24): Served as the Gaels sixth man in his fourth season with the program, appearing in all 34 games, including his first collegiate start...Saw improvements in every single statistical category...Averaged 5.5 points and 3.5 rebounds per contest in 17.1 minutes played per game...Shot a stellar 47.4% from the field, the best amongst backcourt players on the SMC roster...Buried 19 three pointers, the most of any Gael reserve...His 77.6% free throw clip was second best on the team...Second most offensive rebounds on the team with 58... Scored a career-best 19 points on 7-9 shooting against Kent State (Dec. 29) to go along with six rebounds, earning WCC Player of the Week honors...Four times ripped down a career-high eight rebound in a game... Scored 11 points off the bench in the Gaels NCAA Tournament matchup with Grand Canyon...Named WCC First Team All-Academic.

AS A REDSHIRT SOPHOMORE (2022-23): Added to scholarship before the start of the season and played in 27 games during his third year...set career-bests across the board, starting with averaging 9.6 minutes per game as the primary backup small forward/three guard...shot 46.8% from the field and went 36% from beyond the arc, leading to 2.4 points per game... also added 2.0 rebounds per game...played a career-best 21 minutes in the Gaels season-opening win over Oral Roberts on November 7...the next game, scored double-digits in points for the first time, going for 12 on 3-3 from beyond the arc in a win over Vermont...played 19 minutes against the Academy of Art and set career-bests in points (15) and rebounds (6)...tied that rebound mark on January 21 in a home win against Santa Clara...named West Coast Conference All-Academic honorable mention for the first time in his career.

AS A SOPHOMORE (2021-2022): Appeared in 15 games for the Gaels during his second season in Moraga ... averaged 3.9 minutes per game and 1.1 points per game ... his first career points came on Nov. 15 against Southern Utah University ... had a career-high five points against Stanislaus State on December 14 ... pulled down three rebounds on two different occasions ... had two points, three rebounds, and three assists in just seven minutes on Feb. 10 against San Diego ... played in six West Coast Conference games and both games in the NCAA Tournament.

AS A FRESHMAN (2020-21): Appeared in one game during the season ... Made his collegiate debut against South Dakota State on Nov. 27 at the Sanford Pentagon in Sioux Falls, S.D. ... Suffered a lower body injury in early December and missed remainder of the season.

PRIOR TO SAINT MARY'S: Attended Piedmont High School in nearby Piedmont ... Led his team to their first ever NCS Championship as a senior ... Averaged 17 points per game and led the Highlanders in rebounding ... Scored 24 points and had 11 boards in the NCS Division 4 championship game against St. Mary's HS ... Named Piedmont Exedra's Piedmont Athlete of the Season in 2020.

				Field Goals		3-Point		F-Throws		Rebounds				Scoring						
SEASON	TEAM	GP-GS	MIN/AVG	FG-FGA	FG%	3FG-3FGA	3FG%	FT-FTA	FT%	OFF	DEF	TOT	AVG	PF-FO	A	TO	BLK	STL	PTS	AVG
2020-21	SMC	1-0	1/1.4	0-0	.000	0-0	.000	0-0	.000	0	0	0	0.0	0-0	0	0	0	0	0	0.0
2021-22	SMC	15-0	59/3.9	8-17	.471	1-8	.125	0-2	.000	7	7	14	0.9	9-0	6	1	0	3	17	1.1
2022-23	SMC	27-0	260/9.6	22-47	.468	9-25	.360	12-19	.632	15	39	54	2.0	26-1	4	9	5	6	65	2.4
2023-24	SMC	34-1	586/17.2	65-137	.474	19-66	.288	38-49	.776	58	61	119	3.5	54-0	23	16	6	18	187	5.5
2024-25	SMC	23-23	833/36.2	89-193	.461	27-87	.310	32-46	.696	64	93	157	6.8	57-1	28	22	10	21	237	10.3
TOTAL		100-24	1740/17.4	184-394	.467	56-186	.301	82-116	.707	144	200	344	3.4	146-2	61	48	21	48	506	5.1



45

ANDREW McKEEVER

R-Freshman C

7-1

275

Livermore, Calif. / Granada

Season/Career Highs

POINTS	
SEASON:	10 vs Stanislaus St. (11.20.24)
CAREER:	10 vs Stanislaus St. (11.20.24)
REBOUNDS	
SEASON:	8 2x last vs Boise State (12.14.24)
CAREER:	8 2x last vs Boise State (12.14.24)
FIELD GOALS MADE	
SEASON:	5 vs Stanislaus St. (11.20.24)
CAREER:	5 vs Stanislaus St. (11.20.24)
FIELD GOAL ATTEMPTS	
SEASON:	7 vs Boise State (12.14.24)
CAREER:	7 vs Boise State (12.14.24)
3-POINT FIELD GOALS MADE	
SEASON:	N/A
CAREER:	N/A
3-POINT FIELD GOAL ATTEMPTS	
SEASON:	N/A
CAREER:	N/A
FREE THROWS MADE	
SEASON:	1 4x last at San Diego (1.11.25)
CAREER:	1 4x last at San Diego (1.11.25)
FREE THROW ATTEMPTS	
SEASON:	3 vs Pacific (12.28.24)
CAREER:	3 vs Pacific (12.28.24)
ASSISTS	
SEASON:	1 at San Diego (1.11.25)
CAREER:	1 at San Diego (1.11.25)
STEALS	
SEASON:	1 2x last at Portland (1.4.25)
CAREER:	1 2x last at Portland (1.4.25)
BLOCKS	
SEASON:	2 vs Stanislaus St. (11.20.24)
CAREER:	2 vs Stanislaus St. (11.20.24)
MINUTES PLAYED	
SEASON:	25 vs Boise State (12.14.24)
CAREER:	25 vs Boise State (12.14.24)



AS A FRESHMAN (2023-24): Spent his freshman season as a redshirt and did not appear in any games.

PRIOR TO SAINT MARY'S: Graduate of Granada High School in Livermore, California...Three year varsity letter winner at Granada...Averaged 22 points, 12 rebounds and five assists per contest en route to the CIF Division I State Championship Game...Honored as a first team All-East Bay Athletic League member and a second team All-State member... Named Granada High School's 2023 Athlete of the Year... Also received an offer from Cal Baptist...Chose Saint Mary's because, "I enjoy the campus and being close to home"... Plans to study business while at Saint Mary's.

2024-25				
Opp	P	R	A	
Towson		DNP		
Chattanooga		DNP		
Akron		DNP		
Nebraska		DNP		
Stan. St.	10	7	0	
Cal Poly	0	0	0	
USC	4	2	0	
ASU		DNP		
UTSA	0	0	0	
Utah	6	8	0	
Boise St.	9	8	0	
Merrimack	5	1	0	
Utah St.	0	0	0	
Pacific	3	3	0	
Pepperdine	0	1	0	
Portland	6	3	0	
LMU	2	1	0	
San Diego	3	2	1	
Pepperdine	0	2	0	
San Francisco	0	1	0	
Washington St.		DNP		
Santa Clara		DNP		
Gonzaga		DNP		
San Francisco				
Oregon St.				
Santa Clara				
Washington St.				
Portland				
Gonzaga				
LMU				
Oregon St.				

				Field Goals		3-Point		F-Throws		Rebounds				Scoring						
SEASON	TEAM	GP-GS	MIN/AVG	FG-FGA	FG%	3FG-3FGA	3FG%	FT-FTA	FT%	OFF	DEF	TOT	AVG	PF-FO	A	TO	BLK	STL	PTS	AVG
2024-25	SMC	15-0	105/7.0	22-34	.647	0-0	.000	4-13	.308	19	20	39	2.6	11-0	1	3	5	3	48	3.2
TOTAL		15-0	105/7.0	22-34	.647	0-0	.000	4-13	.308	19	20	39	2.6	11-0	1	3	5	3	48	3.2





2024-25 Saint Mary's (CA) Men's Basketball Combined Team Statistics All games

Page 1/1
as of Feb 04, 2025

Game Records

Record	Overall	Home	Away	Neutral
ALL GAMES	20-3	12-1	6-0	2-2
CONFERENCE	10-0	5-0	5-0	0-0
NON-CONFERENCE	10-3	7-1	1-0	2-2

Score by Periods

Team	1st	2nd	OT	TOT
Saint Mary's (CA)	816	902	21	1739
Opponents	620	764	15	1399

Team Box Score

No.	Player				Total		3-Point		F-Throw		Rebounds													
		GP-GS	MIN	AVG	FG-FGA	FG%	3FG-3FGA	3FG%	FT-FTA	FT%	OFF	DEF	TOT	AVG	PF	DQ	A	TO	BLK	STL	PTS	AVG		
3	MARCIULIONIS, Augustas	23-23	775:02	33.7	108-248	.435	34-93	.366	58-74	.784	9	47	56	2.4	47	1	134	49	2	26	308	13.4		
23	MURAUSKAS, Paulius	23-23	667:59	29.0	109-239	.456	24-75	.320	59-79	.747	60	144	204	8.9	56	1	40	34	8	19	301	13.1		
11	SAXEN, Mitchell	23-23	654:58	28.5	97-181	.536	0-0	.000	45-86	.523	99	83	182	7.9	64	5	41	32	32	34	239	10.4		
33	BARRETT, Luke	23-23	833:18	36.2	89-193	.461	27-87	.310	32-46	.696	64	93	157	6.8	57	1	28	22	10	21	237	10.3		
2	ROSS, Jordan	23-23	606:13	26.4	73-182	.401	21-58	.362	43-61	.705	10	60	70	3.0	31	0	72	24	8	16	210	9.1		
0	LEWIS, Mikey	23-0	381:27	16.6	77-181	.425	37-99	.374	17-24	.708	9	36	45	2.0	20	0	19	22	7	16	208	9.0		
1	WESSELS, Harry	22-0	209:19	9.5	28-43	.651	0-0	.000	33-39	.846	20	39	59	2.7	32	0	8	18	15	1	89	4.0		
45	MCKEEVER, Andrew	15-0	105:14	7.0	22-34	.647	0-0	.000	4-13	.308	19	20	39	2.6	11	0	1	3	5	3	48	3.2		
9	HARDAWAY, Ashton	23-0	251:11	10.9	21-56	.375	12-36	.333	11-12	.917	11	28	39	1.7	21	0	13	6	5	9	65	2.8		
24	GAD, Kevin	10-0	26:37	2.7	5-9	.556	2-6	.333	0-0	.000	0	3	3	0.3	4	0	4	1	0	0	12	1.2		
7	DENT, Joshua	16-0	74:17	4.6	4-14	.286	3-10	.300	1-2	.500	0	4	4	0.3	2	0	7	5	0	3	12	0.8		
22	BENNETT, Cade	17-0	64:25	3.8	3-12	.250	1-8	.125	3-7	.429	0	5	5	0.3	4	0	16	5	0	3	10	0.6		
Team											39	31	70					10						
Total		23	4650		636-1392	.457	161-472	.341	306-443	.691	340	593	933	40.6	349	8	383	231	92	151	1739	75.6		
Opponents		23	4650		513-1279	.401	130-414	.314	243-324	.750	201	480	681	29.6	393	7	285	270	63	127	1399	60.8		

Team Statistics

	SMC	OPP
Scoring	1739	1399
Points per game	75.6	60.8
Scoring margin	+14.8	-
Field goals-att	636-1392	513-1279
Field goal pct	.457	.401
3 point fg-att	161-472	130-414
3-point FG pct	.341	.314
3-pt FG made per game	7.0	5.7
Free throws-att	306-443	243-324
Free throw pct	.691	.750
F-Throws made per game	13.3	10.6
Rebounds	933	681
Rebounds per game	40.6	29.6
Rebounding margin	+11.0	-
Assists	383	285
Assists per game	16.7	12.4
Turnovers	231	270
Turnovers per game	10.0	11.7
Turnover margin	+1.7	-
Assist/turnover ratio	1.7	1.1
Steals	151	127
Steals per game	6.6	5.5
Blocks	92	63
Blocks per game	4.0	2.7
Winning streak	10	-
Home win streak	5	-
Attendance	43483	18542
Home games-Avg/Game	13-3345	6-3090
Neutral site-Avg/Game	-	4-2500

Team Results

Date	Opponent		Score	Att.
11/04/2024	Towson	W	76-69	3326
11/07/2024	Chattanooga	W	86-74	3188
11/12/2024	Akron	W	87-68	3316
11/17/2024	vs Nebraska	W	77-74	3241
11/20/2024	Stanislaus St.	W	78-38	3148
11/23/2024	Cal Poly	W	80-66	3500
11/28/2024	vs Southern California	W	71-36	1006
11/29/2024	vs Arizona St.	L	64-68	2310
12/03/2024	UTSA	Wot	82-74	3015
12/07/2024	at Utah	W	72-63	7435
12/14/2024	vs Boise St.	Lot	65-67	3443
12/19/2024	Merrimack	W	73-68	3255
12/22/2024	Utah St.	L	68-75	3500
12/28/2024	Pacific	W	70-60	3500
01/02/2025	Pepperdine	W	71-41	3391
01/04/2025	at Portland	W	81-58	1678
01/07/2025	LMU (CA)	W	81-56	3344
01/11/2025	at San Diego	W	103-56	1349
01/18/2025	at Pepperdine	W	74-50	632
01/23/2025	San Francisco	W	71-51	3500
01/25/2025	at Washington St.	W	80-75	4240
01/29/2025	at Santa Clara	W	67-54	3208
02/01/2025	Gonzaga	W	62-58	3500



2024-25 Saint Mary's (CA) Men's Basketball Combined Team Statistics In Conference games

Page 1/1
as of Feb 04, 2025

Game Records

Record	Overall	Home	Away	Neutral
ALL GAMES	10-0	5-0	5-0	0-0
CONFERENCE	10-0	5-0	5-0	0-0
NON-CONFERENCE	0-0	0-0	0-0	0-0

Score by Periods

Team	1st	2nd	OT	TOT
Saint Mary's (CA)	336	424	0	760
Opponents	244	315	0	559

Team Box Score

No.	Player				Total		3-Point		F-Throw		Rebounds											
		GP-GS	MIN	AVG	FG-FGA	FG%	3FG-3FGA	3FG%	FT-FTA	FT%	OFF	DEF	TOT	AVG	PF	DQ	A	TO	BLK	STL	PTS	AVG
23	MURAUSKAS, Paulius	10-10	305:12	30.5	45-107	.421	10-32	.313	23-31	.742	30	62	92	9.2	26	0	22	10	4	6	123	12.3
3	MARCIULIONIS, Augustas	10-10	310:35	31.1	42-95	.442	16-35	.457	18-25	.720	6	19	25	2.5	20	0	56	19	0	9	118	11.8
11	SAXEN, Mitchell	10-10	290:37	29.1	46-83	.554	0-0	.000	19-33	.576	46	40	86	8.6	22	1	19	10	16	10	111	11.1
2	ROSS, Jordan	10-10	263:07	26.3	37-83	.446	14-31	.452	18-20	.900	5	31	36	3.6	8	0	34	6	4	7	106	10.6
33	BARRETT, Luke	10-10	340:21	34.0	41-83	.494	9-37	.243	10-15	.667	32	31	63	6.3	25	0	11	11	3	10	101	10.1
0	LEWIS, Mikey	10-0	172:06	17.2	33-84	.393	16-46	.348	5-6	.833	1	16	17	1.7	9	0	9	5	1	5	87	8.7
1	WESSELS, Harry	10-0	88:07	8.8	14-20	.700	0-0	.000	16-17	.941	9	19	28	2.8	12	0	2	7	9	1	44	4.4
9	HARDAWAY, Ashton	10-0	105:57	10.6	10-24	.417	7-17	.412	4-4	1.000	3	9	12	1.2	10	0	8	3	4	4	31	3.1
24	GAD, Kevin	6-0	15:33	2.6	5-5	1.000	2-2	1.000	0-0	.000	0	2	2	0.3	3	0	3	1	0	0	12	2.0
45	MCKEEVER, Andrew	7-0	37:55	5.4	6-14	.429	0-0	.000	2-7	.286	7	6	13	1.9	5	0	1	1	1	2	14	2.0
7	DENT, Joshua	8-0	39:13	4.9	3-9	.333	2-5	.400	1-2	.500	0	2	2	0.3	2	0	3	2	0	3	9	1.1
22	BENNETT, Cade	8-0	31:18	3.9	1-9	.111	0-7	.000	2-4	.500	0	1	1	0.1	2	0	6	3	0	0	4	0.5
Team											11	16	27					5				
Total		10	2000		283-616	.459	76-212	.358	118-164	.720	150	254	404	40.4	144	1	174	83	42	57	760	76.0
Opponents		10	2000		208-534	.390	48-166	.289	95-127	.748	81	196	277	27.7	160	2	117	113	24	47	559	55.9

Team Statistics

	SMC	OPP
Scoring	760	559
Points per game	76.0	55.9
Scoring margin	+20.1	-
Field goals-att	283-616	208-534
Field goal pct	.459	.390
3 point fg-att	76-212	48-166
3-point FG pct	.358	.289
3-pt FG made per game	7.6	4.8
Free throws-att	118-164	95-127
Free throw pct	.720	.748
F-Throws made per game	11.8	9.5
Rebounds	404	277
Rebounds per game	40.4	27.7
Rebounding margin	+12.7	-
Assists	174	117
Assists per game	17.4	11.7
Turnovers	83	113
Turnovers per game	8.3	11.3
Turnover margin	+3.0	-
Assist/turnover ratio	2.1	1.0
Steals	57	47
Steals per game	5.7	4.7
Blocks	42	24
Blocks per game	4.2	2.4
Winning streak	10	-
Home win streak	5	-
Attendance	17235	11107
Home games-Avg/Game	5-3447	5-2221
Neutral site-Avg/Game	-	0-0

Team Results

Date	Opponent		Score	Att.
12/28/2024	Pacific	W	70-60	3500
01/02/2025	Pepperdine	W	71-41	3391
01/04/2025	at Portland	W	81-58	1678
01/07/2025	LMU (CA)	W	81-56	3344
01/11/2025	at San Diego	W	103-56	1349
01/18/2025	at Pepperdine	W	74-50	632
01/23/2025	San Francisco	W	71-51	3500
01/25/2025	at Washington St.	W	80-75	4240
01/29/2025	at Santa Clara	W	67-54	3208
02/01/2025	Gonzaga	W	62-58	3500

Home Games

Team Box Score

No.	Player				Total		3-Point		F-Throw		Rebounds												
		GP-GS	MIN	AVG	FG-FGA	FG%	3FG-3FGA	3FG%	FT-FTA	FT%	OFF	DEF	TOT	AVG	PF	DQ	A	TO	BLK	STL	PTS	AVG	
3	MARCIULIONIS, Augustas	13-13	434:42	33.4	60-135	.444	22-57	.386	37-49	.755	4	24	28	2.2	30	0	81	24	2	15	179	13.8	
23	MURAUSKAS, Paulius	13-13	387:48	29.8	61-136	.449	8-34	.235	46-61	.754	34	95	129	9.9	33	0	22	18	5	11	176	13.5	
33	BARRETT, Luke	13-13	480:51	37.0	56-114	.491	14-48	.292	21-31	.677	47	58	105	8.1	30	0	21	14	5	12	147	11.3	
11	SAXEN, Mitchell	13-13	376:15	28.9	56-94	.596	0-0	.000	26-50	.520	58	48	106	8.2	35	3	29	22	15	20	138	10.6	
0	LEWIS, Mikey	13-0	209:19	16.1	44-107	.411	22-61	.361	10-17	.588	3	20	23	1.8	11	0	10	13	2	6	120	9.2	
2	ROSS, Jordan	13-13	343:56	26.5	34-101	.337	6-31	.194	28-37	.757	4	37	41	3.2	16	0	43	14	4	12	102	7.8	
1	WESSELS, Harry	12-0	117:34	9.8	18-25	.720	0-0	.000	15-18	.833	14	19	33	2.8	17	0	6	12	7	1	51	4.3	
9	HARDAWAY, Ashton	13-0	133:59	10.3	10-30	.333	5-19	.263	7-8	.875	8	21	29	2.2	7	0	4	5	1	7	32	2.5	
45	MCKEEVER, Andrew	9-0	34:58	3.9	9-15	.600	0-0	.000	2-8	.250	8	6	14	1.6	5	0	0	2	2	1	20	2.2	
22	BENNETT, Cade	11-0	39:33	3.6	3-7	.429	1-5	.200	3-7	.429	0	5	5	0.5	2	0	14	2	0	2	10	0.9	
24	GAD, Kevin	8-0	19:51	2.5	3-7	.429	1-5	.200	0-0	.000	0	2	2	0.3	4	0	3	1	0	0	7	0.9	
7	DENT, Joshua	10-0	46:16	4.6	1-7	.143	1-7	.143	0-0	.000	0	3	3	0.3	2	0	4	4	0	0	3	0.3	
Team											21	20	41					4					
Total		13	2625		355-778	.456	80-267	.300	195-286	.682	201	358	559	43.0	192	3	237	135	43	87	985	75.8	
Opponents		13	2625		296-740	.400	82-252	.325	124-172	.721	110	274	384	29.5	242	7	186	148	30	75	798	61.4	

Neutral Site Games

Team Box Score

No.	Player				Total		3-Point		F-Throw		Rebounds													
		GP-GS	MIN	AVG	FG-FGA	FG%	3FG-3FGA	3FG%	FT-FTA	FT%	OFF	DEF	TOT	AVG	PF	DQ	A	TO	BLK	STL	PTS	AVG		
3	MARCIULIONIS, Augustas	4-4	136:49	34.2	20-50	.400	3-15	.200	7-9	.778	0	10	10	2.5	9	1	17	9	0	4	50	12.5		
0	LEWIS, Mikey	4-0	77:55	19.5	17-38	.447	8-18	.444	2-2	1.000	6	7	13	3.3	3	0	7	5	2	5	44	11.0		
2	ROSS, Jordan	4-4	106:53	26.7	14-31	.452	5-8	.625	10-16	.625	3	10	13	3.3	9	0	11	6	2	3	43	10.8		
23	MURAUSKAS, Paulius	4-4	99:33	24.9	16-38	.421	3-11	.273	5-8	.625	7	15	22	5.5	8	1	3	10	2	2	40	10.0		
33	BARRETT, Luke	4-4	152:52	38.2	13-32	.406	7-15	.467	6-8	.750	5	22	27	6.8	12	1	3	1	3	4	39	9.8		
11	SAXEN, Mitchell	4-4	134:01	33.5	13-32	.406	0-0	.000	8-18	.444	15	16	31	7.8	13	1	4	4	7	8	34	8.5		
45	MCKEEVER, Andrew	2-0	27:44	13.9	6-9	.667	0-0	.000	1-2	.500	6	4	10	5.0	3	0	0	0	1	1	13	6.5		
9	HARDAWAY, Ashton	4-0	44:06	11.0	4-8	.500	2-5	.400	0-0	.000	1	2	3	0.8	7	0	1	0	0	0	10	2.5		
1	WESSELS, Harry	4-0	30:05	7.5	1-2	.500	0-0	.000	2-2	1.000	0	5	5	1.3	8	0	1	3	4	0	4	1.0		
22	BENNETT, Cade	2-0	06:57	3.5	0-1	.000	0-0	.000	0-0	.000	0	0	0	0.0	0	0	0	1	0	1	0	0.0		
7	DENT, Joshua	2-0	08:05	4.0	0-0	.000	0-0	.000	0-0	.000	0	0	0	0.0	0	0	0	0	0	0	0	0.0		
Team											10	3	13											
Total		4	825		104-241	.432	28-72	.389	41-65	.631	53	94	147	36.8	72	4	47	39	21	28	277	69.3		
Opponents		4	825		84-211	.398	14-61	.230	63-80	.788	36	93	129	32.3	61	0	31	47	20	23	245	61.3		

Away Games

Team Box Score

No.	Player				Total		3-Point		F-Throw		Rebounds													
		GP-GS	MIN	AVG	FG-FGA	FG%	3FG-3FGA	3FG%	FT-FTA	FT%	OFF	DEF	TOT	AVG	PF	DQ	A	TO	BLK	STL	PTS	AVG		
23	MURAUSKAS, Paulius	6-6	180:38	30.1	32-65	.492	13-30	.433	8-10	.800	19	34	53	8.8	15	0	15	6	1	6	85	14.2		
3	MARCIULIONIS, Augustas	6-6	203:31	33.9	28-63	.444	9-21	.429	14-16	.875	5	13	18	3.0	8	0	36	16	0	7	79	13.2		
11	SAXEN, Mitchell	6-6	144:42	24.1	28-55	.509	0-0	.000	11-18	.611	26	19	45	7.5	16	1	8	6	10	6	67	11.2		
2	ROSS, Jordan	6-6	155:24	25.9	25-50	.500	10-19	.526	5-8	.625	3	13	16	2.7	6	0	18	4	2	1	65	10.8		
33	BARRETT, Luke	6-6	199:36	33.3	20-47	.426	6-24	.250	5-7	.714	12	13	25	4.2	15	0	4	7	2	5	51	8.5		
0	LEWIS, Mikey	6-0	94:13	15.7	16-36	.444	7-20	.350	5-5	1.000	0	9	9	1.5	6	0	2	4	3	5	44	7.3		
1	WESSELS, Harry	6-0	61:40	10.3	9-16	.563	0-0	.000	16-19	.842	6	15	21	3.5	7	0	1	3	4	0	34	5.7		
9	HARDAWAY, Ashton	6-0	73:06	12.2	7-18	.389	5-12	.417	4-4	1.000	2	5	7	1.2	7	0	8	1	4	2	23	3.8		
45	MCKEEVER, Andrew	4-0	42:32	10.6	7-10	.700	0-0	.000	1-3	.333	5	10	15	3.8	3	0	1	1	2	1	15	3.8		
24	GAD, Kevin	2-0	06:46	3.4	2-2	1.000	1-1	1.000	0-0	.000	0	1	1	0.5	0	0	1	0	0	0	5	2.5		
7	DENT, Joshua	4-0	19:56	5.0	3-7	.429	2-3	.667	1-2	.500	0	1	1	0.3	0	0	3	1	0	3	9	2.3		
22	BENNETT, Cade	4-0	17:55	4.5	0-4	.000	0-3	.000	0-0	.000	0	0	0	0.0	2	0	2	2	0	0	0	0.0		
Team											8	8	16					6						
Total		6	1200		177-373	.475	53-133	.398	70-92	.761	86	141	227	37.8	85	1	99	57	28	36	477	79.5		
Opponents		6	1200		133-328	.405	34-101	.337	56-72	.778	55	113	168	28.0	90	0	68	75	13	29	356	59.3		



2024-25 Saint Mary's (CA) Men's Basketball
Team Game-by-Game
All games

Page 1/1
as of Feb 04, 2025

Opponent	Date	Score		Total		3-Pointers		Free throws		Rebounds				PF	A	TO	BLK	STL	PTS	AVG
				FG-FGA	PCT	3FG-3FGA	PCT	FT-FTA	PCT	OFF	DEF	TOT	AVG							
Towson	11/04/2024	76-69	W	25-54	.463	4-16	.250	22-29	.759	14	27	41	41.0	19	11	10	1	4	76	76.0
Chattanooga	11/07/2024	86-74	W	27-52	.519	8-22	.364	24-32	.750	13	23	36	38.5	18	17	9	4	5	86	81.0
Akron	11/12/2024	87-68	W	35-70	.500	5-19	.263	12-18	.667	20	35	55	44.0	11	23	11	4	8	87	83.0
vs Nebraska	11/17/2024	77-74	W	26-61	.426	11-23	.478	14-25	.560	17	14	31	40.8	21	14	9	3	12	77	81.5
Stanislaus St.	11/20/2024	78-38	W	31-63	.492	6-25	.240	10-15	.667	13	38	51	42.8	10	18	13	4	7	78	80.8
Cal Poly	11/23/2024	80-66	W	32-69	.464	8-27	.296	8-16	.500	20	27	47	43.5	13	21	14	3	12	80	80.7
vs Southern California	11/28/2024	71-36	W	30-59	.508	3-14	.214	8-12	.667	13	33	46	43.9	14	13	10	4	6	71	79.3
vs Arizona St.	11/29/2024	64-68	L	25-60	.417	8-17	.471	6-12	.500	13	28	41	43.5	16	10	13	7	6	64	77.4
UTSA	12/03/2024	82-74	Wot	24-59	.407	3-21	.143	31-43	.721	20	26	46	43.8	18	20	15	6	10	82	77.9
at Utah	12/07/2024	72-63	W	25-57	.439	8-21	.381	14-23	.609	11	29	40	43.4	18	13	14	4	5	72	77.3
vs Boise St.	12/14/2024	65-67	Lot	23-61	.377	6-18	.333	13-16	.813	10	19	29	42.1	21	10	7	7	4	65	76.2
Merrimack	12/19/2024	73-68	W	26-57	.456	5-12	.417	16-19	.842	17	22	39	41.8	11	19	11	3	6	73	75.9
Utah St.	12/22/2024	68-75	L	24-54	.444	10-25	.400	10-19	.526	9	18	27	40.7	15	20	12	0	9	68	75.3
Pacific	12/28/2024	70-60	W	26-68	.382	7-23	.304	11-20	.550	22	26	48	41.2	16	23	6	5	3	70	74.9
Pepperdine	01/02/2025	71-41	W	28-68	.412	6-29	.207	9-11	.818	18	32	50	41.8	13	19	9	5	7	71	74.7
at Portland	01/04/2025	81-58	W	30-68	.441	8-21	.381	13-19	.684	18	23	41	41.8	20	20	7	5	10	81	75.1
LMU (CA)	01/07/2025	81-56	W	24-57	.421	8-18	.444	25-28	.893	16	26	42	41.8	16	11	7	1	7	81	75.4
at San Diego	01/11/2025	103-56	W	37-70	.529	15-29	.517	14-16	.875	20	21	41	41.7	10	26	6	6	8	103	76.9
at Pepperdine	01/18/2025	74-50	W	30-64	.469	7-19	.368	7-8	.875	12	30	42	41.7	11	14	6	4	4	74	76.8
San Francisco	01/23/2025	71-51	W	32-52	.615	1-5	.200	6-14	.429	5	32	37	41.5	17	19	7	3	5	71	76.5
at Washington St.	01/25/2025	80-75	W	30-52	.577	7-17	.412	13-14	.929	8	16	24	40.7	16	11	12	5	4	80	76.7
at Santa Clara	01/29/2025	67-54	W	25-62	.403	8-26	.308	9-12	.750	17	22	39	40.6	10	15	12	4	5	67	76.2
Gonzaga	02/01/2025	62-58	W	21-55	.382	9-25	.360	11-22	.500	14	26	40	40.6	15	16	11	4	4	62	75.6
Total		1739		636-1392	.457	161-472	.341	306-443	.691	340	593	933	40.6	349	383	231	92	151	1739	75.6
Opponents		1399		513-1279	.401	130-414	.314	243-324	.750	201	480	681	29.6	393	285	270	63	127	1399	60.8

Saint Mary's (CA) Averages

Games Played	Points/game	FG Pct	3FG Pct	FT Pct	Rebounds/game	Assists/game	Turnovers/game	Assist/Turnover ratio	Steals/game	Blocks/game
23	75.6	45.7	34.1	69.1	40.6	16.7	10.0	1.7	6.6	4.0



2024-25 Saint Mary's (CA) Men's Basketball
Opponents Game-by-Game
All games

Page 1/1
as of Feb 04, 2025

Opponent	Date	Score		Total		3-Pointers		Free throws		Rebounds				PF	A	TO	BLK	STL	PTS	AVG
				FG-FGA	PCT	3FG-3FGA	PCT	FT-FTA	PCT	OFF	DEF	TOT	AVG							
Towson	11/04/2024	76-69	W	27-64	.422	4-13	.308	11-19	.579	13	17	30	30.0	25	13	7	3	2	69	69.0
Chattanooga	11/07/2024	86-74	W	27-53	.509	8-20	.400	12-17	.706	5	20	25	27.5	22	19	9	0	4	74	71.5
Akron	11/12/2024	87-68	W	24-65	.369	13-28	.464	7-8	.875	7	19	26	27.0	17	18	10	3	9	68	70.3
vs Nebraska	11/17/2024	77-74	W	22-49	.449	5-17	.294	25-29	.862	13	21	34	28.8	19	8	15	6	6	74	71.3
Stanislaus St.	11/20/2024	78-38	W	16-59	.271	3-17	.176	3-7	.429	7	22	29	28.8	13	10	15	2	5	38	64.6
Cal Poly	11/23/2024	80-66	W	23-58	.397	8-25	.320	12-13	.923	9	19	28	28.7	16	13	17	2	11	66	64.8
vs Southern California	11/28/2024	71-36	W	13-50	.260	0-12	.000	10-12	.833	4	19	23	27.9	13	6	10	3	4	36	60.7
vs Arizona St.	11/29/2024	64-68	L	28-61	.459	5-18	.278	7-12	.583	8	26	34	28.6	12	11	10	5	8	68	61.6
UTSA	12/03/2024	82-74	Wot	25-70	.357	9-28	.321	15-19	.789	21	25	46	30.6	28	10	17	5	9	74	63.0
at Utah	12/07/2024	72-63	W	24-64	.375	5-18	.278	10-17	.588	15	27	42	31.7	18	14	10	2	6	63	63.0
vs Boise St.	12/14/2024	65-67	Lot	21-51	.412	4-14	.286	21-27	.778	11	27	38	32.3	17	6	12	6	5	67	63.4
Merrimack	12/19/2024	73-68	W	25-50	.500	12-21	.571	6-6	1.000	3	15	18	31.1	18	17	11	1	6	68	63.8
Utah St.	12/22/2024	68-75	L	30-51	.588	6-17	.353	9-11	.818	4	27	31	31.1	15	23	14	1	5	75	64.6
Pacific	12/28/2024	70-60	W	23-56	.411	3-12	.250	11-15	.733	8	25	33	31.2	18	14	9	3	5	60	64.3
Pepperdine	01/02/2025	71-41	W	17-54	.315	2-16	.125	5-11	.455	9	23	32	31.3	11	12	12	2	6	41	62.7
at Portland	01/04/2025	81-58	W	20-54	.370	7-20	.350	11-14	.786	12	21	33	31.4	20	14	19	1	3	58	62.4
LMU (CA)	01/07/2025	81-56	W	21-53	.396	5-11	.455	9-13	.692	8	19	27	31.1	22	11	11	2	5	56	62.1
at San Diego	01/11/2025	103-56	W	24-54	.444	5-15	.333	3-3	1.000	9	12	21	30.6	15	9	15	4	5	56	61.7
at Pepperdine	01/18/2025	74-50	W	19-56	.339	3-12	.250	9-14	.643	7	22	29	30.5	9	9	6	1	4	50	61.1
San Francisco	01/23/2025	71-51	W	14-52	.269	6-27	.222	17-20	.850	6	19	25	30.2	17	9	7	4	1	51	60.6
at Washington St.	01/25/2025	80-75	W	28-49	.571	6-14	.429	13-13	1.000	4	14	18	29.6	15	13	12	3	7	75	61.3
at Santa Clara	01/29/2025	67-54	W	18-51	.353	8-22	.364	10-11	.909	8	17	25	29.4	13	9	13	2	4	54	61.0
Gonzaga	02/01/2025	62-58	W	24-55	.436	3-17	.176	7-13	.538	10	24	34	29.6	20	17	9	2	7	58	60.8
Total		1399		513-1279	.401	130-414	.314	243-324	.750	201	480	681	29.6	393	285	270	63	127	1399	60.8
Saint Mary's (CA)		1739		636-1392	.457	161-472	.341	306-443	.691	340	593	933	40.6	349	383	231	92	151	1739	75.6

Opponents Averages

Games Played	Points/game	FG Pct	3FG Pct	FT Pct	Rebounds/game	Assists/game	Turnovers/game	Assist/Turnover ratio	Steals/game	Blocks/game
23	60.8	40.1	31.4	75.0	29.6	12.4	11.7	1.1	5.5	2.7



Saint Mary's (CA) - Game Highs

POINTS	103		at San Diego (01/11/2025)
	87		Akron (11/12/2024)
	86		Chattanooga (11/07/2024)
	82		UTSA (12/03/2024)
	81		LMU (CA) (01/07/2025)
	81		at Portland (01/04/2025)
FIELD GOALS MADE	37		at San Diego (01/11/2025)
	35		Akron (11/12/2024)
FIELD GOAL ATTEMPTS	70		at San Diego (01/11/2025)
	70		Akron (11/12/2024)
FIELD GOAL PERCENTAGE	.615	(32-52)	San Francisco (01/23/2025)
	.577	(30-52)	at Washington St. (01/25/2025)
3 PT FG MADE	15		at San Diego (01/11/2025)
	11		vs Nebraska (N) (11/17/2024)
3 PT FG ATTEMPTS	29		at San Diego (01/11/2025)
	29		Pepperdine (01/02/2025)
3 PT FG PERCENTAGE	.517	(15-29)	at San Diego (01/11/2025)
	.478	(11-23)	vs Nebraska (N) (11/17/2024)
FREE THROWS MADE	31		UTSA (12/03/2024)
	25		LMU (CA) (01/07/2025)
FREE THROW ATTEMPTS	43		UTSA (12/03/2024)
	32		Chattanooga (11/07/2024)
FREE THROW PERCENTAGE	.929	(13-14)	at Washington St. (01/25/2025)
	.893	(25-28)	LMU (CA) (01/07/2025)
REBOUNDS	55		Akron (11/12/2024)
	51		Stanislaus St. (11/20/2024)
ASSISTS	26		at San Diego (01/11/2025)
	23		Pacific (12/28/2024)
	23		Akron (11/12/2024)
STEALS	12		Cal Poly (11/23/2024)
	12		vs Nebraska (N) (11/17/2024)
BLOCKED SHOTS	7		vs Boise St. (N) (12/14/2024)
	7		vs Arizona St. (N) (11/29/2024)
TURNOVERS	15		UTSA (12/03/2024)
	14		at Utah (12/07/2024)
	14		Cal Poly (11/23/2024)
FOULS	21		vs Boise St. (N) (12/14/2024)
	21		vs Nebraska (N) (11/17/2024)

Opponent - Game Highs

POINTS	75		at Washington St. (01/25/2025)
	75		Utah St. (12/22/2024)
	74		UTSA (12/03/2024)
	74		vs Nebraska (N) (11/17/2024)
	74		Chattanooga (11/07/2024)
	74		Chattanooga (11/07/2024)
FIELD GOALS MADE	30		Utah St. (12/22/2024)
	28		at Washington St. (01/25/2025)
	28		vs Arizona St. (N) (11/29/2024)
FIELD GOAL ATTEMPTS	70		UTSA (12/03/2024)
	65		Akron (11/12/2024)
FIELD GOAL PERCENTAGE	.588	(30-51)	Utah St. (12/22/2024)
	.571	(28-49)	at Washington St. (01/25/2025)
3 PT FG MADE	13		Akron (11/12/2024)
	12		Merrimack (12/19/2024)
3 PT FG ATTEMPTS	28		UTSA (12/03/2024)
	28		Akron (11/12/2024)
3 PT FG PERCENTAGE	.571	(12-21)	Merrimack (12/19/2024)
	.464	(13-28)	Akron (11/12/2024)
FREE THROWS MADE	25		vs Nebraska (N) (11/17/2024)
	21		vs Boise St. (N) (12/14/2024)
FREE THROW ATTEMPTS	29		vs Nebraska (N) (11/17/2024)
	27		vs Boise St. (N) (12/14/2024)
FREE THROW PERCENTAGE	1.000	(13-13)	at Washington St. (01/25/2025)
	1.000	(6-6)	Merrimack (12/19/2024)
	1.000	(3-3)	at San Diego (01/11/2025)
REBOUNDS	46		UTSA (12/03/2024)
	42		at Utah (12/07/2024)
ASSISTS	23		Utah St. (12/22/2024)
	19		Chattanooga (11/07/2024)
STEALS	11		Cal Poly (11/23/2024)
	9		UTSA (12/03/2024)
	9		Akron (11/12/2024)
BLOCKED SHOTS	6		vs Boise St. (N) (12/14/2024)
	6		vs Nebraska (N) (11/17/2024)
TURNOVERS	19		at Portland (01/04/2025)
	17		UTSA (12/03/2024)
	17		Cal Poly (11/23/2024)
FOULS	28		UTSA (12/03/2024)
	25		Towson (11/04/2024)

Game 1 Saint Mary's 76
Towson 69
Date: 11.4.24 - Moraga, Calif.

Towson - 69															
Record: 0-1															
NO. Name	Min	FG	3P	FT	Rebounds	Fouls	TP	AS	TO	ST	Blocks	BS	BA	+-	
12 Abdou Samb	F 11:45	0-1	0-0	0-0	0 1 1	2	2	0	0	1	0	0	0	-6	
4 Dylan Williamson	G 28:26	6-11	2-2	1-2	0 2 2	0	1	15	3	1	0	0	0	-4	
5 Christian May	G 32:14	4-13	0-3	2-5	3 4 7	5	4	10	1	1	0	0	0	-7	
15 Tyler Tejada	G 30:05	8-20	1-5	1-2	1 2 3	3	2	18	1	1	0	0	0	-4	
24 Nandah Tanja	G 24:46	2-7	0-2	4-5	3 3 6	2	4	8	0	0	0	0	0	-5	
25 Messiah Jones	14:43	1-1	1-1	1-2	1 0 1	4	2	4	3	3	0	0	0	2	
1 Tomiwa Sulaiman	15:17	0-1	0-0	0-0	1 0 1	3	0	0	0	0	1	0	0	2	
11 Mekhi Lowery	25:57	4-7	0-0	1-1	0 3 3	1	1	9	4	0	2	2	0	-11	
23 Caleb Embeya	13:32	2-3	0-0	1-2	2 1 3	4	2	5	0	0	0	0	0	-3	
10 Rahdir Hicks	03:15	0-0	0-0	0-0	0 0 0	1	0	1	0	0	0	0	0	1	
Team		2	1	3	0	0	0	0	0	0	0	0	0		
Totals		27-64	4-13	11-19	17	17	30	25	18	89	13	7	2	3	-17

Technical Fouls: Samb 2nd 12:03

Saint Mary's (CA) - 76										Record: 1-0						
NO. Name	Min	FG M-A	3P M-A	FT M-A	Rebounds OR DR TOT	Fouls PF F	TP	AS	TO	Stkts BS	Blocks BS	+/-				
23 Paulius Murauskas	F 36:36	6-12	0-3	2-2	3 10 13	4	3	14	0	0	0	1 6				
33 Luke Barrett	F 38:28	4-10	2-5	4-6	6 5 11	3 3	14	0	1	0	1 11					
11 Mitchell Saven	C 23:39	5-5	0-0	2-2	0 2 2	5 1	12	1	3	0	0 0	12				
2 Jordan Ross	G 33:21	4-8	0-1	6-8	1 4 5	1 7	14	1	1	2	0 0	6				
3 Augustus Marcilonis	G 35:52	2-10	1-4	5-6	1 3 4	2 6	10	8	1	2	0 0	8				
0 Mikey Lewis	11:31	3-6	1-3	3-4	0 0 0	1 2	10	1	1	0	0 1	-7				
1 Harry Wessels	16:21	1-3	0-0	0-1	1 1 2	3 2	2	0	2	0	0 0	-4				
9 Ashton Hardaway	03:24	0-0	0-0	0-0	0 0 0	0 0	0	0	0	0	0 0	1				
22 Cade Bennett	01:48	0-0	0-0	0-0	0 0 0	0 0	0	0	0	0	0 0	2				
Team		2	2	4	0	1	0	1	0	0	0					
Totals		25-54	4-16	22-29	14	27	41	19	24	16	11	10	4	1	3	7

Technical Fouls: Barrett 2nd 12:03

		TOW	SMC	Points from Turnovers		TOW	SMC	Period by Period Scoring	
Biggest lead		6 (1 st 18:30)	15 (2 nd 14:04)	8		6	6	1st 2nd TOT	
Best Scoring Run		5 (1 st 9:32)	10 (1 st 13:37)	Paint		36	38	TOW	
Lead Changes		1	10 (1 st 13:37)	Second Chance		12	9	28	
Times Tied		1		Fast Breaks		9	16	37	
Time with Lead		04:24	34:31	Bench		18	12	39	

Game Notes: SMC RD #1 Saven @ 4:33 (2nd) • Towson RD #5 May @ 4:23 (2nd) •

Game 2 Saint Mary's 74
Chattanooga 86
Date: 11.7.24 - Moraga, Calif.

Chattanooga - 74														
Record: 0-2														
NO. Name	Min	FG	3P	FT	Rebounds	Fouls	TP	AS	TO	ST	Blocks	BS	BA	+-
7 Sean Cusano	F 17:40	0-1	0-0	0-0	0 0 0	5	1	0	3	2	0	0	0	7
23 Latif Diouf	F 19:41	2-9	1-5	3-4	0 5 5	4	8	3	2	1	0	1	0	2
24 Garrison Keester	F 32:46	4-6	1-3	3-4	2 2 4	2	4	12	3	0	0	0	0	-9
2 Trey Bonham	G 32:12	5-9	1-3	2-3	0 6 6	0	4	13	2	1	3	0	1	-6
3 Honor Huff	G 36:08	5-9	2-5	2-4	0 2 2	2	2	14	2	1	0	0	1	-14
0 Noah Nelson	20:02	0-4	0-1	0-0	0 0 0	4	0	0	3	2	0	0	0	-10
34 Mekai Richards	18:12	8-12	1-1	2-2	0 2 2	4	2	19	2	0	0	0	1	-17
11 Jack Kostel	19:36	3-3	2-2	0-0	0 1 1	1	1	8	1	0	0	0	0	-15
55 Parker Robison	03:43	0-0	0-0	0-0	0 0 0	0	0	0	0	1	0	0	0	2
Team		3	2	5	0	0	0	0	0	0	0	0	0	
Totals		27-53	8-20	12-17	5	20	25	18	74	19	9	4	0	-12

Technical Fouls: Nelson 2nd 10:23

Saint Mary's (CA) - 86																
Record: 2-0																
Technical Fouls: Nelson 2 nd 10-23																
NO. Name	Min	FG	3P	FT	Rebounds	Fouls	TP	AS	TO	ST	Blocks	BS	BA	+		
23 Paulius Murauskas	F 35:03	7-11	2-5	7-9	1 10 11	4	8	23	2	2	1	0	0	7		
33 Luke Barrett	F 37:40	4-6	1-3	2-2	3 1 4	2	2	11	1	3	0	0	0	12		
11 Mitchell Saven	C 14:17	0-2	0-0	1-2	1 0 1	5	1	2	1	1	2	0	0	13		
2 Jordan Ross	G 22:51	1-4	0-0	0-0	0 1 1	0	2	2	0	0	1	0	0	-7		
3 Augustus Marcilonis	G 39:37	9-16	3-6	6-6	1 2 3	1	4	27	7	2	0	0	0	12		
1 Harry Wessels	23:18	1-2	0-0	5-6	2 4 6	2	3	7	3	1	0	1	0	3		
0 Mikey Lewis	18:40	5-10	2-7	2-5	0 2 2	3	2	14	0	0	1	0	0	18		
24 Kevin Gad	01:26	0-0	0-0	0-0	0 0 0	0	0	0	0	0	0	0	0	0		
9 Ashton Hardaway	04:57	0-1	0-1	1-2	0 1 1	0	1	1	0	0	0	0	0	-5		
22 Cade Bennett	01:48	0-0	0-0	0-0	0 0 0	0	0	0	0	0	1	0	0	3		
7 Joshua Dent	00:23	0-0	0-0	0-0	0 0 0	0	0	0	0	0	0	0	0	0		
Team		5	2	7	0	0	0	0	0	0	0	0	0			
Totals		27-52	8-22	24-32	13	23	36	18	21	86	17	9	5	4	0	12

Technical Fouls: NONE

		UTC	SMC	Points from Turnovers		UTC	SMC	Period by Period Scoring	
Biggest lead		3 (1 st 17:29)	15 (2 nd 2:32)	12		14	14	1st 2nd TOT	
Best Scoring Run		12 (2 nd 16:47)	12 (1 st 2:30)	Paint		26	36	TOW	
Lead Changes		6		Second Chance		5	13	29	
Times Tied		9		Fast Breaks		5	6	37	
Time with Lead		04:30	28:53	Bench		27	22	49	

Game 4 Saint Mary's 77
Nebraska 74
Date: 11.17.24 - Sioux Falls, S.D.

Nebraska - 74														
Record: 3-1														
NO. Name	Min	FG	3P	FT	Rebounds	Fouls	TP	AS	TO	ST	Blocks	BS	BA	+-
4 Juwan Gary	F 26:58	1-5	0-2	1-2	2 2 4	3	3	2	2	2	0	0	0	-12
9 Berke Biyukuntul	F 26:17	5-7	0-1	5-6	3 2 5	3	3	15	1	0	3	3	1	0
34 Braxton Meah	C 20:34	0-1	0-0	0-0	2 1 3	1	0	0	0	0	0	0	1	0
3 Briq Williams	G 26:43	8-12	1-2	11-11	0 3 3	4	9	28	1	2	0	0	0	7
24 Rolie Worster	G 25:34	4-7	1-2	1-2	0 3 3	2	1	10	1	3	0	0	0	-1
23 Andrew Morgan	15:20	2-5	1-2	5-6	2 3 5	3	4	10	1	2	0	1	2	-7
12 Gavin Griffiths	07:09	0-1	0-1	0-0	0 0 0	0	1	0	0	0	0	0	0	0
2 Ahron Ulis	14:17	0-5	0-1	0-0	1 2 3	2	0	2	1	0	0	0	0	-3
1 Sam Holberg	16:06	0-0	0-0	0-0	1 1 2	0	0	0	0	1	1	0	0	0
0 Connor Essegian	21:02	2-6	2-6	2-2	0 3 3	0	1	8	0	1	0	0	0	0
Team					2 1 3	0	0	0	0	0	0	0	0	
Totals		22-49	5-17	25-29	13 21 34	19 21	74	8	15	6	6	3	3	-3

Technical Fouls: NONE

Saint Mary's - 77										Record: 4-0						
NO. Name	Min	FG	3P	FT	Rebounds	Fouls	TP	AS	TO	ST	Blocks	BS	BA	+/-		
		M	M	M	O	DR	PF	F	BS	BA	BS					
23 Paulius Murauskas	F 36:13	6-16	2-6	2-4	2 4 6	1	14	16	3	2	0	0	2	4		
33 Luke Barrett	F 33:47	5-9	3-5	2-4	2 2 4	5	15	5	0	2	1	0	1	10		
11 Mitchell Saven	C 37:07	4-10	0-0	4-8	4 8 12	3	4	12	2	1	4	2	0	6		
2 Jordan Ross	G 19:57	0-1	0-0	2-4	0 0 0	4	2	2	1	1	1	0	1	-5		
3 Augustus Marcilonis	G 32:10	3-9	1-4	2-3	0 1 1	5	3	9	4	2	1	0	2	11		
0 Mikey Lewis	29:01	8-14	5-7	2-2	2 2 4	1	1	23	3	2	4	0	0	2		
1 Harry Wessels	02:53	0-0	0-0	0-0	0 0 0	0	2	0	0	1	0	0	0	-3		
9 Ashton Hardaway	07:38	0-2	0-1	0-0	0 0 0	0	0	0	1	0	0	0	0	-5		
22 Cade Bennett	01:13	0-0	0-0	0-0	0 0 0	0	0	0	0	0	0	0	0	-5		
Team					3 1 4			0	0							
Totals		26-61	11-23	14-25	17 14 31	21	19	77	14	9	12	3	6	3		
Technical Fouls: NONE																

Technical Fouls: NONE

		Neb	SMC
--	--	-----	-----

Game 7 Saint Mary's 71 USC 76 Date: 11.28.24 - Palm Springs, Calif.

Saint Mary's (CA) - 71		Record: 7-0												
NO. Name	Min	FG	3P	FT	Rebounds	Fouls	TP	AS	TO	ST	Blocks	BS	BA	+
23 Paulius Murauskas	F 23:40	5-10	1-3	0-0	2 3 5	2 1	11	0	5	0	0	1	17	
33 Luke Barrett	F 34:16	2-6	0-2	2-2	1 6 7	1 1	6	1	0	2	0	0	33	
11 Mitchell Saven	C 23:34	3-4	0-0	1-4	1 6 7	3 2	7	1	1	0	1	0	24	
2 Jordan Ross	G 20:27	6-9	0-1	3-4	1 3 4	3 3	15	4	3	1	1	0	9	
3 Augustus Marculionis	G 33:09	4-11	1-3	2-2	0 5 5	0 1	11	4	0	2	0	0	33	
1 Harry Wessels	13:05	1-1	0-0	0-0	0 3 3	2 0	2	0	0	0	1	0	7	
0 Mikey Lewis	20:40	4-12	0-4	0-0	3 3 6	0 3	8	3	0	0	1	1	26	
9 Ashton Hardaway	18:44	3-3	1-1	0-0	1 2 3	2 1	7	0	0	0	0	0	16	
22 Cade Bennett	05:44	0-1	0-0	0-0	0 0 0	0 1	0	0	1	1	1	0	2	
7 Joshua Dent	03:21	0-0	0-0	0-0	0 0 0	0 0	0	0	0	0	0	0	4	
45 Andrew McKeever	03:21	2-2	0-0	0-0	0 2 2	1 0	4	0	0	0	0	0	4	
Team					4 0 4		0		0					
Totals		30-59	3-14	8-12	13 33 46	14 13	71	13	10	6	4	3	35	
Technical Fouls: NONE														

Southern California - 36		Record: 5-2												
NO. Name	Min	FG	3P	FT	Rebounds	Fouls	TP	AS	TO	ST	Blocks	BS	BA	+
0 Saint Thomas	F 22:25	1-6	0-2	0-0	1 1 2	0 0	2	1	1	1	0	0	-17	
3 Matt Knowling	F 13:10	0-1	0-0	0-0	1 0 1	0 0	0	0	0	0	0	0	-19	
5 Terrance Williams II	F 23:44	0-3	0-1	1-2	1 3 4	1 2	1	1	1	0	1	0	-18	
33 Josh Cohen	F 28:43	5-9	0-1	2-2	0 2 2	2 2	12	3	2	0	0	0	-21	
1 Desmond Claude	G 21:13	2-7	0-1	0-0	1 3 4	2 2	4	2	4	0	1	0	-22	
7 Chibuzo Agbo	24:17	3-8	0-4	2-2	0 5 5	2 2	8	0	0	0	0	0	-17	
6 Wesley Yates III	17:12	0-7	0-1	0-0	0 2 2	2 0	0	0	0	0	0	0	-15	
12 Rashawn Agee	07:12	0-0	0-0	2-2	0 0 0	1 1	2	0	0	0	1	0	-5	
2 Isaiah Elhoin	08:57	0-1	0-0	2-2	0 0 0	1 1	2	0	0	0	0	0	-12	
32 Clark Slagchert	05:31	0-1	0-0	0-0	0 0 0	1 0	0	0	1	0	0	0	-4	
8 Kevin Patton Jr.	08:31	1-3	0-2	1-2	0 0 0	0 2	3	0	1	1	0	1	-12	
9 Jalen Shelley	11:05	0-2	0-0	0-0	0 0 0	1 1	0	0	0	0	0	0	-10	
4 Bryce Pope	08:02	1-2	0-0	0-0	0 0 0	1 2	0	0	2	0	0	0	-3	
Team					0 3 3		0		0					
Totals		13-50	0-12	10-12	4 19 23	14 14	36	6	10	4	3	4	-35	
Technical Fouls: Coach 2 nd 9 th 22 nd														

SMU USC		Points from												
Biggest lead	37 (2 nd 1:36)	3 (1 st 11:46)	Turnovers	19	9	Period by Period Scoring								
Best Scoring Run	17 (2 nd 6:36)	5 (1 st 13:31)	Paint	48	18	1st	2nd	TOT						
Lead Changes	10		Second Chance	12	0	SMU	32	39	71					
Times Tied	3		Fast Breaks	6	3	USC	21	15	36					
Time with Lead	33:32	05:05	Bench	21	17									

Game 8 Saint Mary's 64 Arizona State 68 Date: 11.29.24 - Palm Springs, Calif.

Saint Mary's (CA) - 64		Record: 7-1												
NO. Name	Min	FG	3P	FT	Rebounds	Fouls	TP	AS	TO	ST	Blocks	BS	BA	+
23 Paulius Murauskas	F 25:45	4-8	0-1	1-2	3 6 9	5 2	9	0	3	1	2	1	-5	
33 Luke Barrett	F 39:49	2-5	1-2	0-0	1 8 9	2 0	5	1	0	0	1	1	-5	
11 Mitchell Saven	C 32:54	4-10	0-0	2-4	5 4 9	2 5	10	0	1	2	1	1	-4	
2 Jordan Ross	G 38:21	6-15	4-5	3-6	2 5 7	0 3	19	4	1	1	1	2	-4	
3 Augustus Marculionis	G 29:14	6-14	1-4	0-0	0 2 2	2 0	13	3	4	1	0	0	-8	
0 Mikey Lewis	12:53	2-4	1-2	0-0	0 2 2	1 1	5	1	3	1	0	0	-3	
9 Ashton Hardaway	14:13	1-3	1-3	0-0	0 0 0	3 0	3	0	0	0	0	0	-2	
1 Harry Wessels	07:05	0-1	0-0	0-0	0 0 0	1 1	0	1	1	0	2	0	-1	
Team					2 1 3		0		0					
Totals		25-60	8-17	6-12	13 28 41	16 12	64	10	13	6	7	5	-4	
Technical Fouls: NONE														

Arizona St. - 68		Record: 7-1												
NO. Name	Min	FG	3P	FT	Rebounds	Fouls	TP	AS	TO	ST	Blocks	BS	BA	+
8 Basheer Jihad	F 29:02	3-7	0-2	2-3	0 5 5	3 5	8	0	4	2	1	0	1	
21 Jayden Quaintance	F 31:55	5-8	0-1	0-3	4 5 9	1 3	10	5	1	3	2	1	9	
1 Alston Mason	G 33:49	2-6	1-3	2-2	0 3 3	2 2	7	3	0	1	0	2	3	
10 BJ Freeman	G 32:41	5-13	0-4	1-1	1 7 8	1 2	11	1	2	0	1	1	15	
4 Adam Miller	G 27:11	4-7	1-3	2-3	0 0 0	0 2	11	1	2	2	0	0	2	
3 Joson Saron	28:37	8-16	3-4	0-0	0 2 2	2 1	19	1	0	0	1	1	2	
5 Amier Ali	06:29	0-1	0-1	0-0	0 1 1	2 0	0	0	1	0	0	1	-7	
9 Shawn Phillips Jr.	10:16	1-3	0-0	0-0	1 0 1	1 1	2	0	0	0	0	1	-5	
Team					2 3 5		0		0					
Totals		28-61	5-18	7-12	8 26 34	12 16	68	11	10	8	5	7	4	
Technical Fouls: NONE														

SMC ASU		Points from												
Biggest lead	9 (1 st 9:33)	6 (2 nd 12:56)	Turnovers	10	10	Period by Period Scoring								
Best Scoring Run	9 (1 st 10:42)	8 (1 st 0:55)	Paint	22	38	1st	2nd	TOT						
Lead Changes	9		Second Chance	8	13	SMC	34	30	64					
Times Tied	8		Fast Breaks	4	14	ASU	32	36	68					
Time with Lead	18:28	16:33	Bench	8	21									

Game 9 Saint Mary's 82 UTSA 74 (OT) Date: 12.3.24 - Moraga, Calif.

UTSA - 74		Record: 3-4												
NO. Name	Min	FG	3P	FT	Rebounds	Fouls	TP	AS	TO	ST	Blocks	BS	BA	+
5 Raekwon Horton	F 32:09	0-3	0-2	1-2	5 2 7	4 2	1	1	4	1	0	0	-4	
6 Mo Nije	C 10:38	1-1	0-0	2-2	1 2 3	4 1	4	0	1	0	0	0	-9	
1 Primo Spears	G 40:16	8-20	2-5	6-6	0 0 0	4 3	24	3	2	1	0	1	-2	
4 Marcus Millender	G 42:11	9-17	3-5	0-3	1 2 3	4 4	21	3	2	3	0	3	-2	
12 Damaris Monsanto	G 29:13	3-14	3-12	0-0	0 5 5	0 1	9	1	0	1	1	0	-1	
2 Jaquan Scott	24:39	2-7	1-2	4-4	8 6 14	5 4	9	0	2	1	0	1	5	
24 Baboucar Njie	04:51	0-0	0-0	0-0	1 0 1	1 0	0	0	2	0	0	0	-11	
0 Nazir Mahmood	03:44	0-2	0-1	2-2	1 0 1	0 2	2	0	0	0	0	0	-9	
15 Jonnivius Smith	26:15	2-6	0-1	0-0	1 6 7	5 1	4	1	3	2	3	1	-5	
88 Skylar Wicks	11:04	0-0	0-0	0-0	0 1 1	1 0	0	1	0	1	0	1	-2	
Team					3 1 4		0		0					
Totals		25-70	9-28	15-19	21 25 46	28 18	74	10	17	9	5	6	-8	
Technical Fouls: NONE														

Saint Mary's (CA) - 82		Record: 8-1												
NO. Name	Min	FG	3P	FT	Rebounds	Fouls	TP	AS	TO	ST	Blocks	BS	BA	+
23 Paulius Murauskas	F 26:13	2-10	0-3	8-11	6 6 12	4 9	12	0	2	0	0	3	4	
33 Luke Barrett	F 42:48	4-13	0-5	4-6	4 7 11	2 4	12	2	0	1	0	0	7	
11 Mitchell Saven	C 38:56	6-9	0-0	3-5	6 7 13	3 4	15	4	2	4	4	0	10	
2 Jordan Ross	G 32:30	3-10	0-5	2-5	0 1 1	4 3	8	4	3	2	0	0	8	
3 Augustus Marculionis	G 45:00	7-11	1-4	8-10	0 1 1	3 5	23	8	5	3	0	1	8	
0 Mikey Lewis	12:21	2-5	2-4	0-0	0 0 0	0 0	6	0	1	0	1	0	4	
9 Ashton Hardaway	19:50	0-1	0-0	4-4	1 1 2	1 2	4	0	2	0	0	1	1	
1 Harry Wessels	05:55	0-0	0-0	2-2	0 0 0	0 1	1	2	0	0	0	0	-2	
7 Joshua Dent	00:09	0-0	0-0	0-0	0 0 0	0 0	0	0	0	0	0	0	1	
22 Cade Bennett	00:09	0-0	0-0	0-0	0 0 0	0 0	0	0	0	0	0	0	0	
45 Andrew McKeever	00:09	0-0	0-0	0-0	0 0 0	0 0	0	0	0	0	0	0	0	
Team					3 3 6		0		2					
Totals		24-59	3-21	31-43	20 26 46	18 28	82	20	15	10	6	5	8	
Technical Fouls: NONE														

UTSA		SMC		Points from		Period by Period Scoring				
Biggest lead	1 (1 st 17:55)	23 (1 st 8:03)	Turnovers	23	17	1st 2nd OT1 TOT				
Best Scoring Run	9 (2 nd 3:42)	13 (1 st 11:26)	Paint	24	38					
Lead Changes			Second Chance	19	23	UTSA	25	42	7	74
Times Tied	2		Fast Breaks	14	13	SMC	39	28	15	82
Time with Lead	00:30	43:03	Benches	15	12					

Game 13 Saint Mary's 68 Utah State 75 Date: 12.22.24 - Moraga, Calif.

Utah St. - 75												
Record: 11-1												
NO. Name	Min	FG	3P	FT	Rebounds	Fouls	TP	AS	TO	ST	Blocks	+-
M.A.	M.A.	M.A.	M.A.	OR DR TOT	PF FD					BS BA		
20 Isaac Johnson	C 12:32	2-3	1-2	0-0	0 1 1	1 1 5	1	0	0	0	0	4
4 Ian Martinetti	G 36:57	4-10	0-4	3-4	0 6 6	2 5 11	5	6	0	0	0	3
12 Mason Faislev	G 29:30	6-11	0-2	2-2	1 4 5	3 2 18	2	1	0	0	0	1
13 Dayton Albury	G 16:33	1-2	0-0	0-0	1 2 4	2 2 6	6	3	0	0	0	11
21 Aubin Gatereste	G 23:36	5-7	0-0	0-1	2 2 4	4 1 10	2	2	0	0	0	-2
7 Dexter Akanno	32:18	1-4	1-2	0-0	0 7 7	0 2 3	3	2	1	0	0	7
22 Karson Templin	14:57	5-9	3-6	0-0	0 1 1	0 0 13	2	0	1	1	0	9
2 Tucker Anderson	10:10	1-1	1-1	0-0	0 2 2	0 1 3	1	0	0	0	0	6
5 Jordy Barnes	23:27	3-4	0-0	0-0	0 1 1	3 1 6	4	2	3	0	0	-4
Team					0 2 2		0	1				
Totals		30-51	6-17	9-11	4 27 31	15 15 75	23	14	5	1	0	7

Technical Fouls: NONE

Saint Mary's (CA) - 68												
Record: 10-3												
NO. Name	Min	FG	3P	FT	Rebounds	Fouls	TP	AS	TO	ST	Blocks	+-
M.A.	M.A.	M.A.	M.A.	OR DR TOT	PF FD					BS BA		
23 Paulius Murauskas	F 28:36	4-10	1-4	0-1	0 4 4	1 2 9	1	2	1	0	0	-3
33 Luke Barrett	F 39:44	2-4	2-3	2-3	4 3 7	2 3 8	2	0	1	0	0	-8
11 Mitchell Saven	C 33:47	7-11	0-0	4-8	4 2 6	4 4 16	4	5	3	0	1	7
2 Jordan Ross	G 14:39	0-2	0-0	1-2	0 2 2	1 1 1	1	0	0	0	0	-14
3 Augustus Marcoulonis	G 38:27	4-13	2-8	2-2	0 0 1	4 2 12	8	3	2	0	0	4
45 Andrew McKeever	01:59	0-0	0-0	0-0	0 0 0	0 0 0	5	0	0	0	0	-6
0 Mikey Lewis	15:51	4-8	3-5	1-3	0 1 1	1 2 12	1	1	2	0	0	4
9 Ashton Hardaway	09:57	2-3	1-2	0-0	0 2 2	0 0 5	0	0	0	0	0	-4
1 Harry Wessels	03:53	0-0	0-0	0-0	1 1 2	1 0 0	0	0	0	0	0	-5
7 Joshua Dent	11:30	1-3	1-3	0-0	0 0 0	0 1 3	3	1	0	0	0	-8
22 Cade Bennett	01:37	0-0	0-0	0-0	0 0 0	1 0 0	1	0	0	0	0	-2
Team					0 2 2		0	0				
Totals		24-54	10-25	10-19	9 18 27	15 15 68	20	12	9	0	1	-7

Technical Fouls: NONE

	USU	SMC	Points from Turnovers	USU	SMC
Biggest lead	17 (2 nd 12:51)	1 (1 st 19:19)	19	11	
Best Scoring Run	10 (1 st 10:22)	8 (1 st 10:27)	40	22	TOT
Lead Changes	5	Second Chance	2	8	
Times Tied	1	Fast Breaks	12	6	
Time with Lead	37:38	01:41	Bench	25	20
			USU	39	36
			SMC	27	41
				68	

Game 14 Saint Mary's 70 Pacific 60 Date: 12.28.24 - Moraga, Calif.

Pacific - 60												
Record: 5-10 (0-1)												
NO. Name	Min	FG	3P	FT	Rebounds	Fouls	TP	AS	TO	ST	Blocks	+-
M.A.	M.A.	M.A.	M.A.	OR DR TOT	PF FD					BS BA		
2 Elias Ralph	F 38:29	8-16	2-5	2-2	1 3 4	2 1 20	1	1	0	1	1	-15
11 Burke Smith	F 15:42	0-1	0-0	0-0	0 2 2	5 0 0	0	0	0	0	0	-9
0 Jefferson Coulbaly	G 16:31	0-1	0-0	0-1	3 4	0 1 2	3	3	1	0	1	0
1 Lamar Washington	G 40:00	5-17	0-2	4-4	1 7 8	1 5 14	17	5	2	0	0	-10
22 Elijah Smith	G 39:17	7-10	1-2	2-5	3 5 8	1 6 17	2	2	1	0	2	-14
10 Jazz Gardner	23:01	2-5	0-0	0-0	1 3 4	4 0 4	0	0	1	2	2	1
3 Peta Krivokapic	25:34	1-4	0-2	0-0	1 2 3	3 1 2	3	0	0	0	0	-12
21 Amare Campbell	00:43	0-0	0-0	0-0	0 0 0	0 0 0	0	0	0	0	0	4
33 Carter Benton	00:43	0-0	0-0	0-0	0 0 0	0 0 0	0	0	0	0	0	4
Team					1 2 3		0	1	1			
Totals		23-56	3-12	11-15	8 25 33	18 16 60	14	9	5	3	5	-10

Technical Fouls: NONE

Saint Mary's (CA) - 70												
Record: 11-3 (1-0)												
NO. Name	Min	FG	3P	FT	Rebounds	Fouls	TP	AS	TO	ST	Blocks	+-
M.A.	M.A.	M.A.	M.A.	OR DR TOT	PF FD					BS BA		
23 Paulius Murauskas	F 35:52	3-11	0-2	4-5	6 7 13	4 3 10	2	1	0	2	0	19
33 Luke Barrett	F 34:39	5-15	2-6	0-1	5 5 10	4 2 20	5	0	2	1	0	18
11 Mitchell Saven	C 34:56	9-10	0-0	2-6	6 4 10	0 5 12	1	1	0	1	1	13
2 Jordan Ross	G 28:25	4-11	3-4	2-2	0 5 5	1 3 13	2	0	1	0	0	17
3 Augustus Marcoulonis	G 34:39	3-7	1-4	2-3	1 2 3	4 3 9	11	2	0	0	0	18
0 Mikey Lewis	14:59	1-8	0-0	0-0	0 2 2	2 0 3	2	0	0	0	1	-7
1 Harry Wessels	02:06	0-0	0-0	0-0	0 0 0	0 0 0	0	1	0	1	0	-2
9 Ashton Hardaway	04:08	0-1	0-0	0-0	0 0 0	0 0 0	0	0	0	0	0	-9
45 Andrew McKeever	02:58	1-3	0-0	1-3	2 1 3	1 2 3	0	0	0	0	0	-1
7 Joshua Dent	05:21	0-1	0-1	0-0	0 0 0	0 0 0	0	1	0	0	0	-8
22 Cade Bennett	01:14	0-1	0-1	0-0	0 0 0	0 0 0	0	0	0	0	0	-4
24 Kevin Gad	00:43	0-0	0-0	0-0	0 0 0	0 0 0	0	0	0	0	0	-4
Team					2 0 2		0	0				
Totals		26-68	7-23	11-20	22 26 48	16 18 70	23	6	3	5	3	10

Technical Fouls: NONE

	PAC	SMC	Points from Turnovers	PAC	SMC
Biggest lead	0 (1 st 20:00)	21 (2 nd 14:46)	5	16	
Best Scoring Run	7 (1 st 6:57)	14 (1 st 1:17)	38	38	TOT
Lead Changes	0	Second Chance	7	12	
Times Tied	2	Fast Breaks	5	8	
Time with Lead	00:00	37:42	Bench	6	6
			SMC	34	36
				70	

Game Notes: Pacific FO: #11 @ 7:12 @ 7:12 @

Game 15 Saint Mary's 71 Pepperdine 41 Date: 1.2.25 - Moraga, Calif.

Pepperdine - 41												
Record: 6-10 (0-3)												
NO. Name	Min	FG	3P	FT	Rebounds	Fouls	TP	AS	TO	ST	Blocks	+-
M.A.	M.A.	M.A.	M.A.	OR DR TOT	PF FD					BS BA		
12 Boubacar Coulbaly	F 28:05	1-3	0-0	2-4	5 1 6	2 4 4	4	1	0	2	1	-20
13 Dovydas Bulka	F 18:04	1-4	0-3	1-3	1 2 3	4 3 3	3	2	3	1	0	-21
5 Moe Odum	G 26:11	6-11	2-4	0-0	0 0 0	1 1 14	1	2	1	0	0	-19
7 Stefan Todorovic	G 31:11	5-13	0-2	0-0	0 4 4	1 1 10	1	2	1	0	2	-30
10 Jaxon Olvera	G 22:53	2-8	0-1	0-2	0 3 3	2 1 4	4	1	1	0	1	-14
35 Danilo Dozic	28:56	0-4	0-1	0-0	1 5 6	0 2 0	2	1	1	0	0	-15
32 Mike Saunders Jr.	10:43	0-2	0-0	0-0	0 2 2	1 0 0	1	1	0	0	0	-10
15 Kyle Braun	17:34	1-4	0-3	0-0	0 1 1	0 0 2	0	2	0	2	0	-8
4 Alonso Faure	04:55	0-0	0-0	0-0	0 0 0	0 0 0	0	1	0	0	0	-4
9 Taj Au-Duke	06:52	0-1	0-0	2-2	0 2 2	0 1 2	1	0	0	0	0	-6
1 David Mager	05:37	1-4	0-2	0-0	0 1 1	0 0 2	0	0	0	0	0	-2
Team					2 1 3		0	0				
Totals		17-54	2-16	5-11	9 22 31	11 13 41	12	12	6	2	5	-30

Technical Fouls: NONE

Saint Mary's (CA) - 71												
Record: 12-3 (2-0)												
NO. Name	Min	FG	3P	FT	Rebounds	Fouls	TP	AS	TO	ST	Blocks	+-
M.A.	M.A.	M.A.	M.A.	OR DR TOT	PF FD					BS BA		
23 Paulius Murauskas	F 29:52	3-10	1-3	4-4	2 0 12	2 3 11	3	1	1	0	0	28
33 Luke Barrett	F 34:23	6-11	1-4	3-4	5 3 8	3 3 16	0	2	2	0	1	28
11 Mitchell Saven	C 25:23	4-6	0-0	0-0	8 3 11	2 2 8	3	0	1	0	0	19
2 Jordan Ross	G 22:51	2-9	0-6	0-0	0 5 5	1 0 4	8	0	1	1	0	29
3 Augustus Marcoulonis	G 25:42	1-9	1-4	2-2	0 1 1	0 2 5	0	2	1	0	0	-14
0 Mikey Lewis	21:24	6-13	2-8	0-1	1 1 2	0 0 14	3	1	1	0	0	19
1 Harry Wessels	12:38	3-3	0-0	0-0	1 4 5	3 0 6	0	0	0	2	0	15
7 Joshua Dent	05:39	0-1	0-1	0-0	0 0 0	0 0 0	0	0	0	0	0	2
9 Ashton Hardaway	11:21	2-3	1-2	0-0	1 0 1	1 0 5	0	2	0	0	0	4
22 Cade Bennett	04:24	1-2	0-1	0-0	0 1 1	0 0 2	2	1	0	0	0	0
45 Andrew McKeever	04:24	0-1	0-0	0-0	0 1 1	1 0 0	0	0	0	0	0	0
24 Kevin Gad	01:59	0-0	0-0	0-0	0 1 1	0 0 0	0	0	0	0	0	-4
Team					1 2 3		0	0				
Totals		28-68	6-29	11-19	32 51 13	11 11 71	19	10	7	5	2	30

Technical Fouls: NONE

Team											1	2	3				0				1
Totals			28-68	6-29	9-11	19	32	51	13	11	71	19	10	7	5						

Technical Fouls														
										Period by Period Scoring				
		PEP	SMC	Points from Turnovers		PEP	SMC			1st	2nd	TOT		
Biggest lead	1 (1 st 17:28)		34 (2 nd 1:59)		11		10							
Best Scoring Run	4 (1 st 11:59)		14 (2 nd 4:41)		18		40							
								PEP				20	21	41

Game 19 Saint Mary's 74
Pepperdine 50
Date: 1.18.25 - Malibu, Calif.

Saint Mary's (CA) - 74														
Record: 16-3 (6-0)														
NO. Name	Min	FG	3P	FT	Rebounds	Fouls	TP	AS	TO	ST	Blocks	BS	BA	+-
23 Paulius Murauskas	F 27:29	3-7	1-2	0-0	2 4 6	2 0	7	2	1	0	0	0	0	31
33 Luke Barrett	F 31:01	6-10	1-5	1-1	4 3 7	4 1	14	0	1	0	0	0	0	24
11 Mitchell Saxen	C 26:02	5-8	0-0	3-3	2 4 6	1 3	13	1	0	1	0	0	0	14
2 Jordan Ross	G 21:59	5-8	3-3	0-0	0 5 5	0 1	13	2	2	1	1	0	0	12
3 Augustas Marciulionis	G 34:03	5-9	0-1	0-0	0 3 3	1 2	10	6	2	2	0	0	0	26
1 Harry Wessels	12:57	2-4	0-0	3-4	2 5 7	1 2	7	0	0	0	2	0	0	8
0 Mikey Lewis	16:26	3-8	1-4	0-0	0 2 2	0 0	7	0	0	0	1	0	0	24
9 Ashton Hardaway	17:44	1-4	1-3	0-0	0 1 1	2 0	3	3	0	0	0	0	0	1
45 Andrew McKeever	04:47	0-2	0-0	0-0	2 0 2	0 0	0	0	0	0	0	0	0	-5
7 Joshua Dent	03:46	0-2	0-0	0-0	0 0 0	0 0	0	0	0	0	0	0	0	-7
22 Cade Bennett	03:46	0-2	0-1	0-0	0 0 0	0 0	0	0	0	0	0	0	0	-7
Team					0 3 3		0							
Totals	30:54	7-19	7-18	12	30	42	11	9	74	14	6	4	4	1 24

Technical Fouls:NONE

Pepperdine - 50														
Record: 7-12 (1-5)														
NO. Name	Min	FG	3P	FT	Rebounds	Fouls	TP	AS	TO	ST	Blocks	BS	BA	+-
12 Boubacar Coulibaly	F 21:26	1-6	0-0	4-6	1 3 4	3 3	6	0	1	2	0	0	0	-17
13 Dovydas Butka	F 32:26	5-7	0-0	0-0	3 2 5	1 1	10	0	0	0	1	0	0	-14
5 Moe Odum	G 32:19	2-7	0-2	0-0	0 4 4	1 1	4	4	3	1	0	0	0	-15
7 Stefan Todorovic	G 36:26	6-17	1-4	3-4	0 6 6	1 3	16	4	1	1	0	2	0	-17
10 Jaxon Olivera	G 20:44	1-6	0-1	0-0	0 1 1	0 1	2	0	0	0	0	0	0	-18
4 Alonso Faure	08:47	1-1	0-0	1-2	1 1 2	0 1	3	0	0	0	0	0	0	-6
8 Zion Bethae	09:51	0-6	0-0	0-0	1 0 1	0 0	0	0	0	0	0	0	0	-12
24 Alex Leiba	02:15	0-0	0-0	0-0	0 0 0	1 0	0	0	0	0	0	0	0	-6
35 Danilo Dozic	18:55	1-2	0-1	1-2	1 3 4	1 1	3	1	0	0	0	0	0	-7
6 Mike Saunders Jr.	08:51	0-0	0-0	0-0	0 0 0	0 0	0	0	0	0	0	0	0	-12
9 Taj Au-Duke	02:03	0-0	0-0	0-0	0 0 0	1 0	0	0	0	0	0	0	0	2
15 Kylie Braun	05:57	2-4	2-4	0-0	0 0 0	0 0	6	0	0	0	0	0	0	2
Team					0 2 2		0							1
Totals	19:56	3-12	9-14	7	22	29	9	11	50	9	6	4	1	4 -24

Technical Fouls:NONE

SMC		PEP		Points from		SMC		PEP		Period by Period Scoring			
Biggest lead	32 (2 nd 3:28)	3 (1 st 17:08)	Turnovers	10	6	1st	2nd	TOT					
Best Scoring Run	11 (1 st 8:10)	10 (2 nd 1:13)	Paint	46	28	SMC	35	39	74				
Lead Changes	2		Second Chance	15	5	PEP	22	28	50				
Times Tied	1		Fast Breaks	9	13								
Time with Lead	32:41	04:42	Bench	17	12								

Game 20 Saint Mary's 71
San Francisco 51
Date: 1.23.25 - Moraga, Calif.

San Francisco - 51														
Record: 16-6 (6-3)														
NO. Name	Min	FG	3P	FT	Rebounds	Fouls	TP	AS	TO	ST	Blocks	BS	BA	+-
35 Junjie Wang	F 19:42	0-3	0-3	0-2	1 3 4	4 2	0	0	0	0	1	0	3	-7
2 Carlton Lingard, Jr.	C 24:37	5-10	4-8	0-0	1 3 4	1 2	14	0	1	0	0	0	1	-17
1 Malik Thomas	G 31:31	1-12	0-5	6-6	0 5 5	2 5 8	1	2	0	0	0	0	2	-22
5 Tyrone Riley IV	G 30:16	1-3	0-0	4-4	1 4 5	2 3	6	2	0	0	0	0	0	-11
55 Marcus Williams	G 27:58	5-13	2-6	2-2	2 1 3	1 2	14	3	2	1	2	0	0	-14
0 Ryan Beasley	27:21	1-5	0-2	3-4	0 1 1	1 2	5	2	2	0	0	0	0	-19
11 James O'Donnell	15:23	0-1	0-0	2-2	0 0 0	3 1	2	1	0	0	1	0	0	-3
14 Veniamin Abosi	11:14	1-3	0-2	0-0	0 0 0	2 0	2	0	0	0	0	0	0	-9
23 Jason Rivera-Torres	01:02	0-0	0-0	0-0	0 1 1	0 0	0	0	0	0	0	0	0	-3
10 Saba Gigerberia	02:01	0-0	0-0	0-0	0 0 0	0 0	0	0	0	0	0	0	0	-4
13 Robby Beasley	07:03	0-2	0-1	0-0	0 0 1	1 1	0	0	0	0	0	0	0	-1
34 Karl Poom	00:56	0-0	0-0	0-0	0 0 0	0 0	0	0	0	0	0	0	0	0
45 Drew Ardoun	00:56	0-0	0-0	0-0	0 0 0	0 0	0	0	0	0	0	0	0	0
Team					1 0 1		0							0
Totals	14:52	6-27	17-20	6	19	25	17	51	9	7	1	4	3	-20

Technical Fouls:NONE

Saint Mary's (CA) - 71														
Record: 17-3 (7-0)														
NO. Name	Min	FG	3P	FT	Rebounds	Fouls	TP	AS	TO	ST	Blocks	BS	BA	+-
23 Paulius Murauskas	F 28:13	10-14	0-1	4-6	0 5 5	4 7	24	2	0	0	0	0	0	16
33 Luke Barrett	F 35:19	3-4	0-0	0-0	1 7 8	1 0	6	0	1	0	1	0	0	26
11 Mitchell Saxen	C 32:20	6-8	0-0	2-4	1 3 4	3 3	14	5	1	2	1	1	1	25
2 Jordan Ross	G 30:23	6-10	0-0	0-0	1 5 6	1 2	12	3	0	1	1	1	1	20
3 Augustas Marciulionis	G 22:25	2-6	0-1	0-2	0 3 3	2 4	4	6	0	1	0	1	1	19
0 Mikey Lewis	17:22	2-4	1-2	0-0	0 2 2	0 0	5	0	1	0	0	0	0	13
1 Harry Wessels	07:40	2-3	0-0	0-0	0 3 3	3 0	4	1	3	0	0	0	0	-5
9 Ashton Hardaway	08:57	0-0	0-0	0-0	0 1 1	0 0	0	0	0	0	1	0	0	10
7 Joshua Dent	04:41	0-0	0-0	0-0	0 0 0	1 0	0	0	0	0	0	0	0	-6
22 Cade Bennett	04:09	0-1	0-1	0-2	0 0 0	0 0	1	0	0	0	0	0	0	-6
45 Andrew McKeever	04:09	0-1	0-0	0-0	1 0 1	1 0	0	0	0	0	0	0	0	-6
24 Kevin Gad	03:22	1-1	0-0	0-0	0 0 0	1 0	2	1	1	0	0	0	0	-6
Team					1 3 4		0							0
Totals	32:52	1-5	6-14	5	32	37	17	71	19	7	5	3	4	20

Technical Fouls:NONE

USF		SMC		Points from		USF		SMC		Period by Period Scoring			
Biggest lead	2 (1 st 17:26)	26 (2 nd 5:19)	Turnovers	6	8	1st	2nd	TOT					
Best Scoring Run	6 (2 nd 1:40)	10 (1 st 0:34)	Paint	12	52	USF	28	23	51				
Lead Changes	6		Second Chance	5	6	SMC	36	35	71				
Times Tied	6		Fast Breaks	6	2								
Time with Lead	01:26	34:29	Bench	9	11								

Game 22 Saint Mary's 67
Santa Clara 54
Date: 1.29.25 - Santa Clara, Calif.

Saint Mary's (CA) - 67														
Record: 19-3 (9-0)														
NO. Name	Min	FG	3P	FT	Rebounds	Fouls	TP	AS	TO	ST	Blocks	BS	BA	+-
23 Paulius Murauskas	F 34:30	4-13	1-5	0-0	9 5 14	1 0	10	3	1	1	0	0	0	15
33 Luke Barrett	F 35:38	4-11	2-7	0-0	2 0 2	1 1	9	1	2	1	0	0	0	22
11 Mitchell Saxen	C 23:32	4-8	0-0	4-6	2 3 5	4 7	12	2	1	1	2	1	0	24
2 Jordan Ross	G 26:46	4-8	1-3	0-0	0 3 3	0 0	9	2	0	0	0	0	0	18
3 Augustas Marciulionis	G 34:56	4-8	1-3	0-0	1 3 3	1 2	9	5	3	1	0	0	0	26
0 Mikey Lewis	12:58	0-4	0-3	0-0	0 2 2	0 0	0	1	1	0	0	0	0	-2
1 Harry Wessels	16:28	2-4	0-0	4-4	2 4 6	2 2	8	0	0	0	0	0	0	-11
9 Ashton Hardaway	09:52	3-6	3-5	0-0	0 1 1	1 0	9	1	0	0	1	0	0	-11
7 Joshua Dent	02:50	0-0	0-0	1-2	0 0 0	0 1	1	0	0	0	0	0	0	-9
22 Cade Bennett	02:30	0-0	0-0	0-0	0 0 0	0 0	0	0	2	0	0	0	0	-7
Team					1 2 3		0							3
Totals	25:52	8-26	9-12	17	22	39	10	13	67	15	12	5	4	2 13

Technical Fouls:Barrett 2nd 4:22Coach 2nd 4:02

Santa Clara - 54														
Record: 14-9 (6-4)														
NO. Name	Min	FG M-A	3P M-A	FT M-A	Rebounds OR DR TOT	Fouls PF FO	TP	AS	TO	ST	Blocks BS BA	A+		
13 Christoph Tilly	C 25:19	4-11	0-2	3-3	0 2 2	2 3	11	2	3	2	1	0	-12	
1 Tyreese Bryan	G 21:41	1-6	0-3	0-0	0 1 1	0 0	2	0	0	1	0	0	-24	
4 Adama Bal	G 33:28	1-6	0-2	0-0	0 4 4	2 1	2	0	3	0	0	0	-13	
10 Carlos Stewart	G 31:39	7-13	6-8	4-4	0 2 2	0 0	24	3	0	1	0	2	4	
44 Jake Ensminger	G 22:60	1-1	0-1	2-2	4 4 8	4 2	0	0	0	0	0	0	-7	
8 Elijah Mahi	21:11	-5	0-1	0-0	0 2 2	1 1	2	2	3	1	0	0	8	
12 Johnny O'Neil	17:38	-3	0-2	1-2	1 3 4	0 1	3	0	1	0	0	1	-10	
21 Cameron Tongue	12:45	-1	0-0	0-0	1 0 1	2 1	2	0	0	0	0	0	7	
0 Brenton Knapper	08:21	2-5	2-3	0-0	0 0 0	0 0	6	0	0	0	0	0	-9	
3 Kory Akametu	04:58	0-0	0-0	0-0	0 0 0	2 0	0	1	0	0	0	0	-1	
Team					2 1 3	0	0	2						
Totals		18-51	8-22	10-11	8 17 25	13 9	54	9	13	4	2	4	-13	
Technical Fouls: NONE														

Game Saint Mary's
25 Oregon State
Date: 2.8.25 - Corvallis, Ore.

Game Saint Mary's
26 Santa Clara
Date: 2.11.25 - Moraga, Calif.

Game Saint Mary's
27 Washington State
Date: 2.15.25 - Moraga, Calif.

Game Saint Mary's
28 Portland
Date: 2.19.25 - Moraga, Calif.

Game Saint Mary's
29 Gonzaga
Date: 2.22.25 - Spokane, Wash.

Game Saint Mary's
30 LMU
Date: 2.27.25 - Los Angeles, Calif.

Game Saint Mary's
31 Oregon State
Date: 3.1.25 - Moraga, Calif



2024-25 SAINT MARY'S BASKETBALL

Radio / TV Chart




0 MIKEY LEWIS
G, 6-3, Freshman
Oakland, Calif.



1 HARRY WESSELS
C, 7-1, Junior
Boddington, Australia



2 JORDAN ROSS
G, 6-3, Sophomore
Pleasant Grove, Utah



3 AUGUSTAS MARCIULIONIS
G, 6-4, Senior
Vilnius, Lithuania




7 JOSHU DENT
G, 6-3, Freshman
Wollongong, Australia




8 RORY HAWKE
G, 6-5, Redshirt-Freshman
Townsville, Australia



9 ASHTON HARDAWAY
F, 6-8, Sophomore
Carson, Calif.



11 MITCHELL SAXEN
C, 6-10, Graduate
Seattle, Wash.




14 OLIVER FAUBERT
F, 6-9, Freshman
Fort Erie, Canada



15 LIAM CAMPBELL
G, 6-4, Freshman
Meridian, Idaho




22 CADE BENNETT
G, 6-0, Redshirt-Sophomore
Moraga, Calif.




23 PAULIUS MURAUSKAS
F, 6-8, Sophomore
Kaunas, Lithuania



24 KEVIN GAD
F, 6-6, Redshirt-Sophomore
Livermore, Calif.



33 LUKE BARRETT
G/F, 6-6, Redshirt-Senior
Piedmont, Calif.



45 ANDREW MCKEEVER
C, 7-1, Redshirt-Freshman
Livermore, Calif.



RANDY BENNETT
Head Coach
24th Year



MICKEY MCCONNELL
Associate Head Coach



JOE RAHON
Assistant Coach



EJ ROWLAND
Assistant Coach



DAN SHEETS
Assistant Coach



TREY TOUCHET
Assistant Coach



HOLDEN WRIGHT
Director of Operations

Saint Mary's Team Records

Most Victories

Season	30 in 2017-18 (30-6/.833) 29 in 2015-16 (29-6/.829); 29 in 2016-17 (29-5/.853); 29 in 2017-18 (29-5/.853); 28 in 2008-09 (28-7/.800); 28 in 2009-10 (28-6/.823); 28 in 2012-13 (28-7/.800)
Home	20 in 2015-16 (20-1); 18 in 2017-18 (18-2); 16 in 2022-23 (16-2); 16 in 2021-22 (16-0); 16 in 2013-14 (16-3); 16 in 2011-12 (16-1) 15 in 2016-17 (15-2); 2010-11 (15-2); 2008-09 (15-1); 2007-08 (15-1); 2004-05 (15-1)
Road	10 in 2017-18 (10-1); 10 in 2016-17 (10-1); 10 1988-89 (10-1)
WCC Season	16 in 2017-18 (16-2); 16 in 2016-17 (16-2); 15 in 2023-24 (15-1) 15 in 2015-16 (15-3); 14 in 2022-23 (14-2); 14 in 2012-13 (14-2); 14 in 2011-12 (14-2)

Highest Winning Percentage

Season	1.000 (15-0) in 1917-18 .857 (25-5) in 1988-89 .853 (29-5) in 2016-17
Home	1.000 (16-0) in 2021-22; .952 (20-1) in 2015-16; .941 (16-1) in 2011- 12
WCC Season	.938 in 2023-24 (15-1 in WCC); .917 in 1958-59 (11-1 in WCC); .889 in 2016-17 (16-2); .889 in 2017-18 (16-2)

Longest Win Streaks

Overall	19 (2017-18); 16 (2023-24); 15 (2008-09); 13 (1958-59); 12 (2022-23, 2011-12); 11 (2010-11); 10 (2024-25) ; 9 (2016-17, 2014- 15, 2013-14, 2012-13, 2004-05, 1996-97, 1994-95, 1988-89)
Home	23 (2021-23); 19 (2009-11); 18 (1957-60); 17 (2010-12); 16 (2016-18) 15 (2006-08, 2015-16); 13 (2012-13)

Longest Losing Streaks

20, 2000-01; 17, 1969-70; 14, 1974-75, 1966-67; 11, 1962-63

Most Points Scored

Season	2,772, 2017-18 (36 games)
Game	121 vs. Chicago State, 2010-11
WCC Game	119 vs. Loyola Marymount, 1989-90

Most Points Allowed

Season	2,341, 1976-77 (27 games)
Game	150 by Loyola Marymount, 1989-90
WCC Game	150 by Loyola Marymount, 1989-90

Highest Scoring Average

Season	85.0, 1977-78 (2,294 points in 27 games)
--------	--

Most Field Goals Made

Season	1,014, 2017-18 (1,970 attempted in 36 games)
Game	50 vs. UC San Diego, January 31, 1977 (81 attempted)

Most Field Goals Attempted

Season	2,028, 2008-09 (898 made in 35 games)
Game	106 vs. Loyola Marymount, Feb. 10, 1990 (45 made)

Highest Field Goal Percentage

Season	53.5, 1988-89 (859-1606)
Game	71.2 vs. Sonoma State, Nov. 24, 2019

Most 3-Point Field Goals Made

Season	303, 2015-16 (35 games)
Game	19 vs. Cal Poly, Dec. 14, 2015 (31 attempted)

Most 3-Point Field Goals Attempted

Season	747, 2015-16 (35 games); 744, 2016-17 (34 games)
Game	40 vs. North Carolina A&T, December 15, 2011 40 vs. Portland, Jan. 30, 2020

Highest 3-Point Field Goal Percentage

Season	48.1, 1986-87 (82-182 in 30 games)
Game	1.000 vs. Portland, February 19, 1987 (3-3)

Most Assists

Season	563, 2016-17 (34 games); 561, 2010-11 (34 games)
Game	35 vs. Loyola Marymount, February 1, 1990

Most Blocks

Season	178, 2006-07 (30 games)
Game	14 vs. Pepperdine, January 27, 2007

Most Free Throws Made

Season	618, 2013-14 (873 attempts in 35 games) 553, 2004-05 (763 attempts in 34 games)
Game	41 vs. Pepperdine, January 7, 1956 (51 attempts)
Consecutive	26 vs. USF (25) and Gonzaga (1), Jan. 12-18, 1980 24 vs. LMU (18) and Santa Clara (6), Feb. 5-8, 2022

Most Free Throws Attempted

Season	873, 2013-14 (618 attempts in 35 games) 799, 2006-07 (551 made in 32 games)
Game	51 vs. Pepperdine, January 7, 1956 (41 made)

Highest Free Throw Percentage (min. 10 attempts)

Season	76.9, 2017-18 (460-598 in 36 games)
Game	1.000 vs. Loyola Marymount, Feb. 2, 2022 (18-18) 1.000 vs. Loyola Marymount, Feb. 20, 2020 (16-16) 1.000 at San Diego, February 14, 2015 (12-12) 1.000 on 10-10 3x, most recently vs. San Diego, Feb. 10, 2022

Most Rebounds

Season	1,389, 2008-09 (35 games)
Game	72 vs. Pacific, January 9, 1965

Highest Rebounding Average

Season	64.3, 1964-65 (1,356 rebounds in 26 games)
--------	--

Most Personal Fouls

Season	678, 2013-14 (35 games) 643, 1980-81 (27 games)
Game	37 vs. Nevada, 1950-51 season

Fewest Points Allowed

Season	1,475, 1949-50 (59.0 average in 25 games)
Game	13 by California (1917-18)

Lowest Average Points Allowed

Season	55.1, 1948-49 (1,654 points in 30 games); 57.5, 2016-17 (1954 in 34 games)
--------	--

Fewest Field Goals Allowed

Season	543, 1954-55 (25 games)
--------	-------------------------

Fewest Field Goal Attempts Allowed

Season	1,298, 2020-21 (558 made in 24 games)
--------	---------------------------------------

Lowest Field Goal Percentage Allowed

Season	34.7, 1958-59 (571-1647 in 25 games)
--------	--------------------------------------

Fewest Made Free Throws Allowed

Season	238, 1974-75 (339 attempted in 26 games)
--------	--

Fewest Free Throw Attempts Allowed

Season	339, 1974-75 (238 made in 26 games)
--------	-------------------------------------

Lowest Free Throw Percentage Allowed

Season	59.7, 1959-60 (324-543 in 26 games)
--------	-------------------------------------

Fewest Rebounds Allowed

Season	759, 2020-21 (24 games)
--------	-------------------------

Lowest Rebounding Average Allowed

Season	27.5, 2017-18 (989 in 36 games)
--------	---------------------------------



Saint Mary's Individual Records

Most Points

Career	1,933 by Matthew Dellavedova (2009-2013)
Season	761 by Jock Landale (2017-18)
Game	43 by Jim Moore vs. Sacramento State (12/12/64)
WCC Game	40 by Odell Johnson vs. Pepperdine (1/7/56)
	40 by Paul Marigney vs. Pepperdine (2/29/04)

Highest Scoring Average

Career	20.0 by Sam Hill (1969-71)
Season	23.8 by Steve Gray (1962-63) (595 points)

Most Field Goals Made

Career	736 by Omar Samhan (2006-10)
Season	301 by Jock Landale (2017-18)
Game	19 by Peter Thibeaux vs. Southern Utah (1/11/83)

Most Field Goals Attempted

Career	1,494 by David Vann (1978-82)
Season	549 by Jordan Ford (2019-20)
Game	30 by Jordan Ford vs. Pepperdine (3/7/20)

Highest Field Goal Percentage

Career	62.5 by Jock Landale (2014-18)
Season	69.4 by Mason Frobes, (2023-24)
Game	100.0 by A.J. Rollins at Portland, (1/9/97) (11-11)

Most 3-Point Field Goals Made

Career	288 by Matthew Dellavedova (2009-2013)
Season	96 by David Sivulich (1995-96)
Game	8 by David Sivulich at Long Beach St. (12/19/95) (8-15)
	8 by Eric Schraeder vs. Iowa State (11/25/98) (8-11)

Most 3-Point Field Goals Made in a Half

Game	6 by Alex Ducas vs Santa Clara (3.11.24)
	(7-11 for the game, 6-7 in the first half)
	6 by Patrick Mills at Gonzaga (1.29.09)
	(6-8 for the game, 6-8 in the first half)
	6 by Josh Unruh at San Francisco (2/2/95)
	(6-13 for the game, 6-10 in the first half)
	6 by Chris Johnson at CS Northridge (2/6/95)
	(7-13 for the game, 6-7 in the second half)

Most 3-Point Field Goals Attempted

Career	761 by Matthew Dellavedova (2009-2013)
Season	260 by David Sivulich (1995-96)
Game	17 by David Sivulich vs. Rhode Island (1/2/96) (5-17)

Highest 3-Point Field Goal Percentage

Career	47.7 by Paul Robertson (1983-87) (73-160)
Season	51.0 by Mickey McConnell (2009-10) (77-151)
Game	1.000 by Todd Golden vs. Gonzaga (2/4/08) (6-6)

Most Free Throws Made

Career	470 by Diamon Simpson (2005-09)
Season	175 by Odell Johnson (1956-57)
Game	17 by Odell Johnson vs. USF (2.8.57) (20 attempts)
Consecutive	31 by Dan Galvin (1947-48)

Most Free Throws Attempted

Career	777 by Diamon Simpson (2005-09)
Season	267 by Diamon Simpson (2008-09)
Game	21 by George McLaughlin vs. USF (2/13/53)

Highest Free Throw Percentage

Career	86.0 by Matthew Dellavedova (2009-13)
Season	86.9 by Frank Knight (1996-97) (73-84);
	86.9 by Emmett Naar (2015-16) (93-107)
Game	1.000, (12-12), Stephen Holt vs. Akron (11/12/13)
	1.000, (11-11), Eric Schraeder vs. Alaska (11/28/98)
	1.000, (11-11), Brad Waldow vs. Boise State (12/6/14)
	1.000, (11-11), Jordan Ford at New Mexico State (11/14/18)
	1.000, (11-11), Jordan Ford vs. Gonzaga (3/10/20)

Most Rebounds

Career	1,130 by Diamon Simpson (2005-09)
Season	377 by Diamon Simpson (2008-09)
Game	24 by Mike Wadsworth vs. UC Davis (12/11/53)

Highest Rebound Average

Career	13.5 by Tom Meschery (1958-1961)
Season	14.2 by Tom Meschery (1959-60) (313 Rebounds)

Most Personal Fouls

Career	379 by David Cooke (1981-1985)
Season	111 by Mitchell Saxen (2022-23)

Most Assists

Career	816 by Emmett Naar (2014-18)
Season	284 by Emmett Naar (2017-18)
Game	16 by Ray Orgill vs. Southern Utah (12/3/80)

Most Steals

Career	174 by Diamon Simpson (2005-09)
Season	72 by Erick Newman (1988-89)
Game	9 by Stephen Holt vs. College of Idaho (11/12/10)

Most Blocks

Career	258 by Omar Samhan (2006-10)
Season	99 by Omar Samhan (2009-10)
Game	9 by Omar Samhan vs. Howard (12/30/09)
	9 by Brad Millard vs. Colorado (11/19/99)

Single Game Scoring Margins

Biggest Victories

- 79 point vs. Stanislaus State (107-28), November 6, 2023
- 69 points vs. Chicago State (121-52), November 23, 2010
- 58 points vs. Berkeley Athletic Club (67-9), 1936-37
- 56 points vs. Southern Utah (92-36), December 16, 2015
- 56 points vs. UC Santa Cruz (95-38), December 9, 2001
- 56 points vs. Sonoma State (118-62), December 4, 1993
- 53 points vs. Jackson State (120-67), December 11, 2012
- 53 points vs. Sacramento State (96-43), December 8, 1984
- 52 points vs. UC Santa Cruz (93-41), November 18, 2005
- 52 points vs. U.S. International (104-52), January 12, 1985
- 52 points vs. Calgary (92-40), December 4, 1997
- 51 points vs. Sonoma State (107-56), November 24, 2019

Biggest Losses

- 60 points at Arizona (41-101), December 2, 2000
- 54 points vs. Gonzaga (48-102), January 13, 2000
- 51 points at Brigham Young (57-108), December 10, 1966
- 48 points at Gonzaga (46-94), February 9, 2019
- 45 points at Pacific (71-116), March 6, 1971
- 44 points at Santa Clara (69-113), February 10, 1979
- 44 points at Pacific (52-96), February 4, 1964
- 44 points vs Colorado (61-105), December 6, 2000
- 43 points at UCLA (70-113), December 6, 1980
- 42 points vs. UC Santa Barbara (37-79), December 19, 1992
- 42 points at Santa Clara (65-107), February 26, 1972
- 42 points vs. Pacific (59-101), January 14, 1970
- 42 points at CS Hayward (63-106), December 28, 1967