

GONZAGA

2 FINAL FOURS | 14 SWEET 16 APPEARANCES | 26 NCAA TOURNAMENT APPEARANCES | 26 WCC SEASON TITLES

GAME 26 vs. San Francisco | Feb. 13 | 8 p.m. | Spokane | McCarthy Athletic Center



Gonzaga Radio Network (Learfield): Tom Hudson, pxp | Sirius XM - Channel 386
ESPN: Dave Flemming, pxp, and Dan Dickau, analyst

#RV/RV GONZAGA BULLDOGS (18-7, 9-3) vs. SAN FRANCISCO DONS (20-6, 10-3)



Head Coach: Mark Few
26th year overall | Career Record: 733-150
26th year at Gonzaga | Record at GU: 733-150



Head Coach: Chris Gerlufsen
4th yr overall | Career Record: 71-36
3rd year at USF | USF Record: 63-31

THE OPENING TIP

- Gonzaga returns home to host San Francisco in a late Thursday tipoff in the McCarthy Athletic Center at 8 p.m.
- The Zags are coming off a 78-61 win at Pacific Saturday. Braden Huff led five Bulldogs in double-digit scoring with 17 points. He was 7-of-10 from the field off the bench. Khalif Battle added 16 points, making all nine of his free-throws. Graham Ike and Nolan Hickman added 13 and 12 points.
- Ryan Nembhard broke his own single season assist program record at Pacific. He needed six assists to pass the record he set last season and he finished with eight assists against the Tigers.
- Ryan Nembhard's 246 assists are first in the nation, to only 56 turnovers. Nembhard's 9.8 assists per game also tops the country. His 4.39 assist-to-turnover ratio is second.
- As a team, the Zags are first in the nation in assist-to-turnover ratio at 2.00 and second in assists per game at 19.4.
- GU and Kentucky are the only programs in the nation with six players, that have appeared in at least 10 games, averaging double-digit scoring.
- Gonzaga is second in the country averaging 87.2 points per game, eighth in field goal percentage (49.5), and sixth in free-throw percentage (80.5).
- Khalif Battle is sixth from the free-throw line at 93.2 percent (1st in WCC). Graham Ike (59.3 percent) and Braden Huff (56.3 percent) are first and second in the WCC in field goal percentage. Nolan Hickman tops the league shooting 44.8 percent (30-of-67) from three-point range in conference play.
- Graham Ike is fourth in the West Coast Conference averaging 17 points per game, while shooting a conference-best 60.4 percent from the field in league games. He is fifth grabbing 7.5 rebounds per conference game.
- Ryan Nembhard was named to the Bob Cousy Point Guard of the Year Top 10 Watch List. Graham Ike was named to the Karl Malone Power Forward of the Year Top 10 Watch List.
- Mark Few was recently named a first-time nominee for the Naismith Memorial Basketball Hall of Fame.

THE GONZAGA ROTATION (Based on last game)

		Ht.	Wt.	Yr.	Hometown	PPG	RPG	AST	FG%	3FG%	FT%	MPG	
G	0	RYAN NEMBARD	6-0	180	Sr.	Aurora, Ontario	11.0	3.2	9.8	44.1	39.4	76.5	35.0
Leads nation in total assists and in asts per game and 2nd in assist-to-turnover ratio ... GU record 243 asts in 2023-24													
G	99	KHALIF BATTLE	6-5	185	Gr.	Hillside, N.J.	12.8	3.5	1.4	41.9	33.1	93.2	26.4
Sixth in the country at 96-for-103 from the free-throw line ... made 50 straight made free throws (second in GU history)													
G	11	NOLAN HICKMAN	6-2	190	Sr.	Seattle, Wash.	10.6	2.7	2.0	46.7	44.3	100.0	29.7
Preseason All-WCC ... 104-25 in career appearance ... last season 2nd in WCC 35.3 mpg, 2.8 3FGM per WCC game, 1st WCC													
F	33	BEN GREGG	6-10	230	Sr.	Clackamas, Ore.	10.0	5.6	1.5	57.6	30.2	77.9	21.4
Was on 2021 national runner-up team ... 131 career appearances, boasting 110-21 (.850) record in those games													
F	13	GRAHAM IKE	6-9	250	RSr.	Aurora, Colo.	17.0	7.1	1.4	59.3	34.6	78.9	21.7
Sporting News Midseason 3rd Team All-American ... Preseason All-WCC ... 2023-24 Honorable Mention AP All-American													
F	34	Braden Huff	6-10	250	RSr.	Glen Ellyn, Ill.	11.4	3.6	0.9	56.3	20.8	77.1	16.7
G	1	Michael Ajayi	6-7	228	Sr.	Kent, Wash.	6.7	5.4	0.8	43.8	22.9	71.7	19.6
G	4	Dusty Stromer	6-6	200	So.	Sherman Oaks, Calif.	5.3	2.8	0.8	41.5	34.8	84.2	21.2
G	5	Emmanuel Innocenti	6-5	198	So.	Ranzanico, Italy	1.2	1.3	0.8	35.5	20.0	50.0	9.5
C	24	Ismaila Diagne	7-0	237	Fr.	Nguekhokhe, Senegal	3.2	1.0	0.0	83.3	0.0	75.0	5.6

ATHLETIC COMMUNICATIONS

Barrett Henderson | Assistant AD, Communications | E: hendersonb@gonzaga.edu | O: (509) 313-4288

GAME 26: SAN FRANCISCO

2024-25 SCHEDULE/RESULTS

OVERALL RECORD: 18-7
WCC: 9-3 | Non-Conference: 9-4
Home: 9-1 | Away: 5-2 | Neutral: 4-4

Date	GU Rank	Opp Rank	Opponent	TV	Time/Result
OCTOBER					
<i>Eisenhower Health's Charity Exhibition (Acrisure Arena, Palm Desert, Calif.)</i>					
26	6/7	RV/-	vs. USC (Exh.)	BIG+	L, 83-96
30	6/7	-/-	WARNER PACIFIC (Exh.)	ESPN2	W, 109-52

NOVEMBER					
<i>Findlay Toyota Tip-Off (Spokane Arena, Spokane, Wash.)</i>					
4	6/7	8/8	vs. Baylor	ESPN2	W, 101-63
10	6/7	RV/-	ARIZONA STATE	ESPN	W, 88-80
15	4/5	-/-	UMASS LOWELL	ESPN	W, 113-54
18	4/5	-/-	at San Diego State	ESPN	W, 80-67
20	3/4	-/-	LONG BEACH STATE	ESPN	W, 84-41
<i>Bad Boy Mowers Battle 4 Atlantis (Imperial Arena, Paradise Island, Bahamas)</i>					
27	3/4	-/-	vs. West Virginia	ESPN	L, 78-86 (OT)
28	3/4	14/16	vs. Indiana	ESPN2	W, 89-73
29	3/4	-/-	vs. Davidson	ESPN2	W, 90-65

DECEMBER					
<i>Seattle Tip-Off (Climate Pledge Arena, Seattle, Wash.)</i>					
7	7/8	4/6	vs. Kentucky	ESPN2	L, 89-90 (OT)
<i>Hall of Fame Series (Madison Square Garden, New York City, N.Y.)</i>					
14	8/9	18/20	vs. UConn	FOX	L, 71-77
18	13/14	-/-	NICHOLLS	ESPN	W, 102-72
21	13/14	-/-	BUCKNELL	ESPN	W, 86-65
<i>West Coast Hoops Showdown (Intuit Dome, Inglewood, Calif.)</i>					
28	14/15	22/21	vs. UCLA	FOX	L, 62-65
30	19/19	-/-	at Pepperdine *	ESPN	W, 89-82

JANUARY					
<i>Community Cancer Fund Classic (Spokane Arena, Spokane, Wash.)</i>					
2	19/19	-/-	PORTLAND *	ESPN	W, 81-50
4	19/19	-/-	at Loyola Marymount *	ESPN	W, 96-68
8	18/18	-/-	SAN DIEGO *	ESPN	W, 93-80
11	18/18	-/-	WASHINGTON STATE *	ESPN	W, 88-75
16	16/16	-/-	at Oregon State *	ESPN	L, 89-97 (OT)
18	16/16	-/-	SANTA CLARA *	ESPN	L, 99-103
25	RV/RV	-/-	at Portland *	ESPN	W, 105-62
28	RV/RV	-/-	OREGON STATE *	ESPN2	W, 98-60

FEBRUARY					
1	RV/RV	RV/RV	at Saint Mary's *	ESPN	L, 58-62
-6	RV/RV	-/-	LOYOLA MARYMOUNT *	ESPN	W, 73-53
8	RV/RV	-/-	at Pacific *	ESPN	W, 78-61
13	RV/RV	-/-	SAN FRANCISCO *	ESPN	8 p.m.
15	RV/RV	-/-	PEPPERDINE *	ESPN	7 p.m.
19	-/-	-/-	at Washington State *	ESPN2	6 p.m.
22	-/-	-/-	SAINT MARY'S *	ESPN / ESPN2	5 p.m.
25	-/-	-/-	at Santa Clara *	ESPN	8 p.m.

MARCH					
1	-/-	-/-	at San Francisco *	ESPN	8 p.m.
<i>Credit Union 1 WCC Championships (Orleans Arena, Las Vegas, Nevada)</i>					
6	-/-	-/-	First Round	ESPN	TBD
7	-/-	-/-	Second Round	ESPN	TBD
8	-/-	-/-	Third Round	ESPN	TBD
9	-/-	-/-	Quarterfinals	ESPN / ESPN2	TBD
10	-/-	-/-	Semifinals	ESPN / ESPN2	TBD
11	-/-	-/-	Championship	ESPN	TBD

Home Games in BOLD CAPS | * West Coast Conference Game
All Times Pacific and are Subject to Change

STATISTICAL SPOTLIGHT

9

Gonzaga is the only program in the country to appear in each of the last nine Sweet 16s, matching the longest streak since the NCAA Tournament expanded.

15

GU is one of only two teams to win its opening-round NCAA Tournament game each of the last 15 tournaments, Kansas is the other at 17.

25

The Zags have made 25 consecutive NCAA Tournament Appearances, with 26 overall. The 25 straight berths is the third-longest current streak in the nation.

83.3

Mark Few boasts the best winning percentage among active coaches at 83.3 percent, which is the best in NCAA Div. 1 all-time with a minimum of 10 seasons.

148

Over the last five seasons, Gonzaga is a national-best 148-21 (87.6 percent). GU has won at least 25 games in each of the last 17 consecutive seasons.

ZAGS



2024-25 PLAYER NOTES



O'Ryan Nembhard
G | 6-0 | 180 | Sr.
Aurora, Ont. | Creighton
Sport Management
pronounced NIM-hard

	PPG	RPG	APG	SPG	BPG	FG%	3FG%	FT%
24-25	11.0	3.2	9.8	1.7	0.1	44.1	39.4	76.5
WCC	9.9	2.9	9.7	1.5	0.1	43.3	37.5	65.7
CAREER	11.9	3.6	6.3	1.2	0.1	43.1	34.3	78.3
23-24	12.6	4.0	6.9	1.2	0.0	44.5	32.1	75.2
24WCC	13.8	4.0	6.8	1.4	0.0	51.9	46.0	61.7

Fun note: Older brother Andrew played at GU now with Pacers

Season Highs:	Points: 18-at San Diego State (11/18/24) Rebounds: 6-3x, last at OSU (11/16/25) Assists: 15-Santa Clara (11/18/25) Made 3s: 2-7x, last at SMC (2/1/25)
Career Highs:	Points: 30-Baylor (3/19/23) Rebounds: 11-2x, last at DePaul (3/4/23) Assists: 15-Santa Clara (11/18/25) Made 3s: 4-4x, San Diego (11/6/24)

Bob Cousy Watch List ... Preseason All-WCC ... 2023-24 1st Team All-WCC ... Set the single-season assist record with 243 total... Topped WCC with 6.8 assists per game, notching seven double-digit assist games ... 2021-22 Big East Freshman of the Year ... guided Canada to a bronze medal at the FIBA U19 World Cup in 2021.



1 Michael Ajayi
G | 6-7 | 228 | Sr.
Kent, Wash. | Pepperdine
Sociology
pronounced ah-JIGH-yee

	PPG	RPG	APG	SPG	BPG	FG%	3FG%	FT%
24-25	6.7	5.4	0.8	0.7	0.3	43.8	22.9	71.7
WCC	7.0	5.5	0.7	0.5	0.3	46.3	44.4	69.7
CAREER	12.8	8.0	1.5	0.9	0.4	46.1	39.8	71.1
23-24	17.2	9.9	1.9	0.9	0.5	46.7	47.0	70.9
24WCC	17.1	9.4	1.8	0.8	0.6	43.6	41.9	72.7

If he had a superpower he would choose being able to transport

Season Highs:	Points: 20-at Portland (1/25/25) Rebounds: 15-Portland (1/2/25) Assists: 2-4x, last WSU (1/11/25) Made 3s: 2-Oregon State (1/28/25)
Career Highs:	Points: 31-UNLV (11/17/23) Rebounds: 17-2x, last at Pacific (2/21/24) Assists: 5-2x, last Idaho St. (11/28/23) Made 3s: 5-Portland (2/17/24)

Preseason All-WCC ... 2023-24 1st Team All-WCC ... led WCC with 17.1 points per game... Second in WCC with 9.9 rebounds per game... Had 11 20-point games and two 30-point outings... 2022 NWAC West Region MVP and West Region's FR of the Year, led Pierce with 20.2 points and 11.3 rebounds per game.



3 Braeden Smith
G | 6-0 | 170 | Jr.
Seattle, Wash.
Colgate
Philosophy

	PPG	RPG	APG	SPG	BPG	FG%	3FG%	FT%
24-25								
WCC								
CAREER	12.0	4.7	5.0	1.6	0.1	43.1	33.0	80.6
23-24	12.5	5.5	5.6	1.9	0.1	39.3	31.1	78.6
24PL	11.7	5.3	6.3	2.0	0.1	38.9	30.9	74.5

Lists his father as his role model; teaches him life lessons

Season Highs:	Points: 25-2x, last at Navy (11/6/24) Rebounds: 12-Lehigh (3/13/24) Assists: 10-Boston (2/7/24) Made 3s: 4-2x, Navy (2/3/24)
Career Highs:	Points: 25-2x, last at Navy (11/6/24) Rebounds: 12-Lehigh (3/13/24) Assists: 10-Boston (2/7/24) Made 3s: 4-2x, Navy (2/3/24)

Patriot League Player of the Year and First Team All-Conference ... Started all 70 games in 2023-24 ... Five 20-point games and three double-doubles... Ranked top 25 nationally in assists (196) and assists per game (5.6)... league tournament MVP... NABC All-District 2nd Team... 2022-23 Patriot League All-Rookie Team.



4 Dusty Stromer
G | 6-6 | 200 | So.
Sherman Oaks, Calif.
Notre Dame
Sport Management

	PPG	RPG	APG	SPG	BPG	FG%	3FG%	FT%
24-25	5.3	2.8	0.8	0.8	0.2	41.5	34.8	84.2
WCC	4.9	2.1	0.7	0.7	0.4	37.3	25.8	88.9
CAREER	5.0	3.1	1.0	0.7	0.4	39.0	35.4	82.1
23-24	4.8	3.3	1.1	0.6	0.5	37.1	35.8	81.1
24WCC	4.2	3.0	0.9	0.6	0.4	37.5	35.9	78.6

126k followers on Instagram with 31 posts from August 2020

Season Highs:	Points: 12-Portland (1/2/25) Rebounds: 6-4x, last San Diego (1/8/25) Assists: 2-4x, last Oregon State (11/28/25) Made 3s: 3-Baylor (11/4/24)
Career Highs:	Points: 15-USC (12/2/23) Rebounds: 8-UCLA (11/22/23) Assists: 5-2x, last at USD (1/20/24) Made 3s: 4-USC (12/2/23)

Started first 15 games as a freshman, appearing in all 35 games... Five double-digit scoring games last season... Led HS to CIF D1 title by averaging 17.3 ppg, 5.4 rpg, 2.2 apg and 1.2 spg a senior ... A repeat selection to the L.A. Times All-Star Team and all-CIFSS open division team ... Four-star recruit according to ESPN and 247Sports.



5 Emmanuel Innocenti
F | 6-5 | 198 | So.
Ranzanico, Italy/ Tarleton St.
Undeclared Business Admin.
pronounced in-ah-CHIN-tee

	PPG	RPG	APG	SPG	BPG	FG%	3FG%	FT%
24-25	1.2	1.3	0.8	0.5	0.3	35.5	20.0	50.0
WCC	1.8	1.8	1.0	0.5	0.4	35.0	21.4	100.0
CAREER	4.5	4.4	2.1	1.1	0.2	39.9	28.6	78.9
23-24	6.6	6.4	2.9	1.7	0.2	40.6	30.8	80.0
24WAC	7.4	6.2	3.0	1.9	0.3	42.1	38.3	71.9

When home in Italy likes going to the beach and being with friends

Season Highs:	Points: 8-at Portland (1/25/25) Rebounds: 5-at Pacific (2/8/25) Assists: 5-at Portland (1/25/25) Made 3s: 2-at Portland (1/25/25)
Career Highs:	Points: 19-UT Arlington (1/4/24) Rebounds: 13-2x, Bakersfield (11/22/23) Assists: 8-at LMU (12/29/23) Made 3s: 3-at Seattle (2/10/24)

2023-24 WAC All-defensive and All-Freshman teams... One of five Texans to appear in all 35 games, making 33 starts... 1,109 minutes most by a freshman in Tarleton's D1 era... Among all freshmen in the nation, Innocenti ranked fourth in defensive rebounds per game (5.4), eighth in steals (1.7) and ninth in rebounds (6.4).



11 Nolan Hickman
G | 6-2 | 190 | Sr.
Seattle, Wash.
Wasatch Academy
Sport Management

	PPG	RPG	APG	SPG	BPG	FG%	3FG%	FT%
24-25	10.6	2.7	2.0	1.0	0.3	46.7	44.3	100.0
WCC	11.0	2.7	2.0	1.3	0.4	44.9	44.8	100.0
CAREER	9.3	2.2	2.3	0.9	0.3	45.3	39.0	84.6
23-24	14.0	2.3	2.7	1.0	0.3	47.1	41.3	88.3
24WCC	15.2	2.1	3.1	1.2	0.3	48.0	45.5	82.9

Started and runs youth health & wellness "Give Back Foundation"

Season Highs:	Points: 24-Santa Clara (1/18/25) Rebounds: 7-Washington State (1/11/25) Assists: 5-2x, last at Pepperdine (12/30/24) Made 3s: 6-Santa Clara (11/18/25)
Career Highs:	Points: 24-2x, last Santa Clara (11/18/25) Rebounds: 7-2x, last WSU (1/11/25) Assists: 8-Baylor (12/2/22) Made 3s: 6-Santa Clara (11/18/25)

Preseason All-WCC ... 2023-24 Second Team All-Conference... 28 double-digit scoring games, four 20-point games... 2.8 3-pointers made per WCC game topped the league... Seven 5+ assist games in 2022-23 ... played in all 32 as a freshman ... 2021-22 WCC All-Freshman Team ... 24th-ranked Class of 2021



13 Graham Ike
F | 6-9 | 250 | RSr.
Aurora, Colo. | Wyoming
Business Administration
pronounced Eek-kay

	PPG	RPG	APG	SPG	BPG	FG%	3FG%	FT%
24-25	17.0	7.1	1.4	0.6	0.5	59.3	34.6	78.9
WCC	18.0	7.5	1.4	0.9	0.7	60.4	26.7	83.0
CAREER	17.0	7.8	1.1	0.6	0.5	56.6	33.3	74.8
23-24	16.5	7.4	0.9	0.6	0.7	60.9	36.8	78.4
24WCC	18.4	6.9	0.9	0.5	1.0	64.0	33.3	83.6

Movie buff; lists The Wood and Lion King as favorites

Season Highs:	Points: 28-vs. Kentucky (12/7/24) Rebounds: 19-San Diego (1/8/25) Assists: 4-2x, last at Portland (1/25/25) Made 3s: 1-8x, last Santa Clara (11/18/25)
Career Highs:	Points: 35-Denver (12/2/21) Rebounds: 19-San Diego (1/8/25) Assists: 4-2x, last at Portland (1/25/25) Made 3s: 2-10x, last Oregon State (1/28/25)

Preseason All-WCC ... 2023-24 1st Team All-WCC ... Honorable Mention AP All-American... WCC ranks: 2nd in ppg, 2nd in FG%, 6th in rebounds... 10 double-doubles... 15 20-point games, including 9 of the last 12 games of 2023-24 ... Sat out 2022-23 with injury ... 2022-23 Preseason Mountain West Player of the Year.



22 Jun Seok Yeo
F | 6-8 | 218 | Jr.
Seoul, Korea | Korea Univ.
Sport Management
pronounced JUNE Suh-k YO

	PPG	RPG	APG	SPG	BPG	FG%	3FG%	FT%
24-25	1.6	0.5	0.1	0.1	0.0	53.8	28.6	40.0
WCC	0.4	0.6	0.0	0.0	0.0	33.3	0.0	-
CAREER	2.1	1.0	0.2	0.1	0.1	45.8	17.2	61.5
23-24	2.3	1.2	0.2	0.1	0.2	43.5	13.6	66.7
24WCC	1.3	0.7	0.1	0.2	0.1	35.7	0.0	75.0

Names Drake favorite musician and Kimchi soup as favorite food

Season Highs:	Points: 8-UMass Lowell (11/15/24) Rebounds: 2-at Portland (1/25/25) Assists: 1-UMass Lowell (11/15/24) Made 3s: 1-2x, last Bucknell (12/21/24)
Career Highs:	Points: 10-Arkansas-PB (12/5/23) Rebounds: 7-Eastern Or. (11/14/23) Assists: 4-Eastern Ore. (11/14/23) Made 3s: 2-MVST (12/11/23)

Appeared in 25 games, starting one in 2023-24... Attended the NBA Global Academy in Australia ... at 2021 FIBA U-19 World Cup in Latvia, Yeo avg'd a tournament-high 25.6 ppg, and 10.6 rpg which was 2nd in the event ... helped Korea's senior national team qualify for the FIBA Asia Cup 2021 avg'd 12.3 ppg and 4 rpg.



24 Ismaila Diagne
C | 7-0 | 237 | Fr.
Nguekhokhe, Senegal
Undeclared
is-MY-lah dee-yawn-ee

	PPG	RPG	APG	SPG	BPG	FG%	3FG%	FT%
24-25	3.2	1.0	0.0	0.6	0.6	83.3	-	75.0
WCC	1.0	1.0	0.0	0.0	0.0	-	-	100.0
CAREER	3.2	1.0	0.0	0.6	0.6	83.3	0.0	75.0

His favorite dinner dish is Chicken Vermicelli

Season Highs:	Points: 5-2x, last Long Beach State (11/20/24) Rebounds: 2-Long Beach State (11/20/24) Assists: 1-UMass Lowell (11/15/24) Blocks: 2-UMass Lowell (11/15/24)
Career Highs:	Points: 5-2x, last Long Beach State (11/20/24) Rebounds: 2-Long Beach State (11/20/24) Assists: 1-UMass Lowell (11/15/24) Blocks: 2-UMass Lowell (11/15/24)

Averaged 10.2 points, 7.8 rebounds, and 0.9 blocks for Real Madrid's Under-18 team ... Real Madrid won the Podgorica Tournament in 2023-24, and Diagne averaged 11 points and 7.8 rebounds in the event's four games ... Diagne appeared in four games in the Spanish Liga Endesa (ACB) with the Real Madrid national team.



33 Ben Gregg
F | 6-10 | 230 | Sr.
Clackamas, Ore.
Clackamas
Sport Management

	PPG	RPG	APG	SPG	BPG	FG%	3FG%	FT%
24-25	10.0	5.6	1.5	0.8	0.5	57.6	30.2	77.9
WCC	10.4	6.2	2.2	1.2	0.4	65.4	45.5	68.4
CAREER	6.2	3.8	0.9	0.6	0.5	52.4	35.3	73.2
23-24	9.0	5.7	1.2	1.2	0.7	54.1	37.7	72.9
24WCC	9.6	6.4	1.8	1.3	0.7	53.5	33.3	75.0

Face of several Spokane TV commercials through NIL

Season Highs:	Points: 24-2x, last at Portland (1/25/25) Rebounds: 13-at Oregon State (11/18/25) Assists: 5-3x, last at Pacific (2/8/25) Made 3s: 4-at Portland (1/25/25)
Career Highs:	Points: 24-2x, last at Portland (1/25/25) Rebounds: 13-at Oregon State (11/18/25) Assists: 5-5x, last at Pacific (2/8/25) Blocks: 3-3x, last vs. LMU (1/30/24)

Started last 19 games in 2023-24, appearing in all 35... Had at least one block or steal in 28 games ... 16 double digit scoring games... 7th-most WCC blocks in 2022-23... 17 appearances in 2021-22 ... graduated early, joined GU as a freshman in 2020-21, played in 18 games in 2020-21 ... No. 29 recruit in ESPN's top 100.



34 Braden Huff
F | 6-10 | 250 | RSo.
Glen Ellyn, Ill.
Glenbard West
Business Administration

	PPG	RPG	APG	SPG	BPG	FG%	3FG%	FT%
24-25	11.4	3.6	0.9	0.3	0.7	56.3	20.8	77.1
WCC	10.8	3.3	0.8	0.4	0.6	55.4	14.3	73.9
CAREER	10.2	3.4	0.7	0.3	0.7	58.1	30.3	63.7
23-24	9.3	3.4	0.5	0.3	0.7	59.8	33.8	55.4
24WCC	9.1	3.3	0.7	0.1	0.9	61.0	33.3	57.1

Names Ironman as the superhero that resonates the most with him

Season Highs:	Points: 25-Nicholls (12/18/24) Rebounds: 8-LMU (2/6/25) Assists: 4-vs. Davidson (11/29/24) Made 3s: 2-at San Diego State (11/18/24)
Career Highs:	Points: 28-at San Diego (12/20/24) Rebounds: 9-2x, Jack. St. (12/20/23) Assists: 4-vs. Davidson (11/29/24) Made 3s: 3-2x, Portland (2/7/24)

2023-24 All-WCC Freshman Team... Led WCC and was 13th in the country in 2-point FG% with 70%... 15 double-digit scoring games... Redshirted 2022-23 ... Four-star recruit ESPN and 247Sports Named Mr. Basketball in Illinois as senior, averaged 16.4 points, 5.7 rebounds, 3.2 assists and 1.3 steals while shooting 61 FG%.



99 Khalif Battle
G | 6-5 | 185 | Gr.
Hillside, N.J. | Arkansas
M.A. Organizational Leadership
pronounced KAY-liff

	PPG	RPG	APG	SPG	BPG	FG%	3FG%	FT%
24-25	12.8	3.5	1.4	1.0	0.0	41.9	33.1	93.2
WCC	13.9	2.8	1.3	0.9	0.0	41.3	31.6	93.7
CAREER	13.2	3.3	1.4	0.7	0.1	40.8	34.9	87.2
23-24	14.8	3.3	1.3	0.8	0.3	40.6	35.3	87.3
24SEC	14.2	3.2	1.3	1.0	0.4	39.5	31.4	88.9

Older brother Tyus was All-ACC in 2018 and 2019 at Syracuse

Season Highs:	Points: 28-at LMU (1/4/25) Rebounds: 7-Arizona State (11/10/24) Assists: 3-3x, last at Pepperdine (12/30/24) Made 3s: 4-4x, last San Diego (1/8/25)
Career Highs:	Points: 42-Missouri (2/24/24) Rebounds: 11-Tulsa (1/26/21) Assists: 6-MD Eastern Shore (12/20/22) Made 3s: 6-2x, Missouri (2/24/24)

Spent time at Butler, Temple, and Arkansas... Had 12 20-point games in 2023-24... Ranked 10th in the NCAA (1st in the AAC) in free throw percentage (89.8%) in 2022-23... Received a medical redshirt in 2021-22... 2020-21 Third Team All-AAC... In high school, was the 2018-19 Times of Trenton Boys Basketball Player of the Year.



GENERAL

Location..... Spokane, Wash.
Founded..... 1887
Total Enrollment..... 7,253
Undergraduate..... 5,093
Master's Students..... 1,407
Doctoral Students..... 255
Law Students..... 498
Campus Size..... 152 acres
Nickname..... Bulldogs
Colors..... Navy and white
Conference..... West Coast (WCC)

ADMINISTRATION

President..... Dr. Thayne M. McCulloh
Alma Mater..... Gonzaga '89
Athletic Director..... Chris Standiford
Alma Mater..... Gonzaga '91
Athletic Phone..... (509) 313-4202
Ticket Office Phone..... (509) 313-6000

SPORTS INFORMATION

Asst. AD/Communications (MBB)..... Barrett Henderson
Office Phone..... (509) 313-4288
Cell Phone..... (541) 805-5687
Email..... hendersonb@gonzaga.edu
SID Mailing Address
..... Gonzaga Athletics
..... 502 E. Boone Ave.
..... Spokane, WA 99258-0066
Web Site..... www.GoZags.com
Twitter..... @ZagMBB
Instagram..... @ZagMBB
Facebook..... /ZagMBB

RADIO INFORMATION

Gonzaga Sports Properties - Learfield
Contact..... Mark Livingston
Phone..... (509) 313-5729
Play-by-Play Announcer..... Tom Hudson
Email..... tomhudson@icloud.com
Analyst..... Adam Morrison
Coverage Area and Stations
Moses Lake..... KWIQ 1020 AM
Pasco..... KFLD 98.7 FM
Pasco..... KFLD 870 AM
Spokane..... KFOO 96.1 FM
Spokane..... KQNT 590 AM
St. Maries..... KOFE 1240 AM
Walla Walla..... KHSS 102.3 FM
Wenatchee..... KKRT 900 AM

MCCARTHEY ATHLETIC CENTER

Year Opened..... 2004
Capacity..... 6,000
Consecutive sellouts..... 306 (11/19/04-present)
Straight sellouts overall..... 325 (since 11/8/01)
Record..... 287-19 (.939)
Undeclared seasons (last)..... 7 (2021-22)
Conference Record..... 154-9 (.943)
Undeclared seasons (last)..... 12 (2021-22)

2024-25 ROSTER

NUMERICAL

No.	Name	Pos.	Ht.	Wt.	Yr.	Hometown/High School/College
0	Ryan Nembhard	G	6-0	180	SR	Aurora, ON/Montverde/Creighton
1	Michael Ajayi	G	6-7	228	SR	Kent, WA/Kentwood/Pepperdine
2	Steele Venters	G	6-7	200	RJR	Ellensburg, WA/Ellensburg/Eastern Washington
3	Braeden Smith	G	6-0	170	JR	Seattle, WA/Seattle Prep/Colgate
4	Dusty Stromer	G	6-6	200	SO	Sherman Oaks, CA/Notre Dame
5	Emmanuel Innocenti	F	6-5	198	SO	Ranzanico, Italy/ITC Piero Calamandrei/Tarleton State
7	Cade Orness	G	6-3	185	FR	Poulsbo, WA/North Kitsap
10	Joaquim ArauzMoore	G	6-1	175	RFR	Ross, CA/Branson
11	Nolan Hickman	G	6-2	190	SR	Seattle, WA/Wasatch Academy
13	Graham Ike	F	6-9	250	RSR	Aurora, CO/Overland/Wyoming
14	Graydon Lemke	F	6-10	190	FR	Las Vegas, NV/Faith Lutheran
15	Joe Few	G	6-0	170	RJR	Spokane, WA/Gonzaga Prep
22	Jun Seok Yeo	F	6-8	218	JR	Seoul, South Korea/NBA Global Academy/Yongsan/Korea U.
24	Ismaila Diagne	C	7-0	237	FR	Nguekhokhe, Senegal
33	Ben Gregg	F	6-10	230	SR	Clackamas, OR/Clackamas
34	Braden Huff	F	6-10	250	RSO	Glen Ellyn, IL/Glenbard West
35	Noah Haaland	F	6-9	245	RJR	Rathdrum, ID/Classical Christian/Allan Hancock College
99	Khalif Battle	G	6-5	185	GR	Hillside, NJ/Trenton Catholic/Arkansas

ALPHABETICAL

No.	Name	Pos.	Ht.	Wt.	Yr.	Hometown/High School/College
1	Michael Ajayi	G	6-7	228	SR	Kent, WA/Kentwood/Pepperdine
10	Joaquim ArauzMoore	G	6-1	175	RFR	Ross, CA/Branson
99	Khalif Battle	G	6-5	185	GR	Hillside, NJ/Trenton Catholic/Arkansas
24	Ismaila Diagne	C	7-0	237	FR	Nguekhokhe, Senegal
15	Joe Few	G	6-0	170	RJR	Spokane, WA/Gonzaga Prep
33	Ben Gregg	F	6-10	230	SR	Clackamas, OR/Clackamas
35	Noah Haaland	F	6-9	245	RJR	Rathdrum, ID/Classical Christian/Allan Hancock College
11	Nolan Hickman	G	6-2	190	SR	Seattle, WA/Wasatch Academy
34	Braden Huff	F	6-10	250	RSO	Glen Ellyn, IL/Glenbard West
13	Graham Ike	F	6-9	250	RSR	Aurora, CO/Overland/Wyoming
5	Emmanuel Innocenti	F	6-5	198	SO	Ranzanico, Italy/ITC Piero Calamandrei/Tarleton State
14	Graydon Lemke	F	6-10	190	FR	Las Vegas, NV/Faith Lutheran
0	Ryan Nembhard	G	6-0	180	SR	Aurora, ON/Montverde/Creighton
7	Cade Orness	G	6-3	185	FR	Poulsbo, WA/North Kitsap
3	Braeden Smith	G	6-0	170	JR	Seattle, WA/Seattle Prep/Colgate
4	Dusty Stromer	G	6-6	200	SO	Sherman Oaks, CA/Notre Dame
2	Steele Venters	G	6-7	200	RJR	Ellensburg, WA/Ellensburg/Eastern Washington
22	Jun Seok Yeo	F	6-8	218	JR	Seoul, South Korea/NBA Global Academy/Yongsan/Korea U.

COACHING AND SUPPORT STAFF

Head Coach: Mark Few (26th Season), Oregon, 1987
Assistant Coach: Brian Michaelson (12th Season), Gonzaga, 2005
Assistant Coach: R-Jay Barsh (Second Season) Puget Sound, 2007
Assistant Coach: Stephen Gentry (Fourth Season), Gonzaga, 2006
Assistant Coach: Zach Norvell Jr. (Second Season), Gonzaga, 2023
Assistant Coach - Director of Operations: Jorge Sanz (Sixth Season), Florida Atlantic, 2011
General Manager: Kurt Baumbauer (Third Season), Gonzaga, 2017
Video Coordinator: A.J. Few (First Season), Gonzaga, 2022
Strength and Conditioning: Travis Knight (19th Season), Gonzaga, 2000
Athletic Trainer: Josh Therrien (Ninth Season), Washington State, 2007
Graduate Assistant: JP Batista (Second Season), Gonzaga, 2006
Graduate Assistant: Mo Bethea III (First Season), Warner Pacific, 2020

PRONUNCIATION GUIDE

Gonzaga: Gone-ZAG-uh (Zag rhymes with "bag")
Graham IKE: Eek-kay
Michael AJAYI: ah-JIGH-yee
ISMAILA DIAGNE: Is-my-lah dee-yawn-knee
Emmanuel INNOCENTI: Inn-ah-CHIN-tee
JUN SEOK YEO: JUNE Suh-k YO
KHALIF Battle: KAY-liff

BREAKDOWN BY CLASS

Graduate (1): Battle
Senior (5): Ajayi, Gregg, Hickman, Ike, Nembhard
Junior (5): Few, Haaland, Smith, Venters, Yeo
Sophomore (3): Huff, Innocenti, Stromer
Freshman (4): ArauzMoore, Diagne, Lemke, Orness

HEAD COACH - MARK FEW



**NATIONAL
FINALIST**
2021 & 2017



**GOLD
MEDALIST**
2024



**22 REGULAR
SEASON TITLES**
19 WCC
TOURNAMENT TITLES
14-TIME WCC
COACH OF THE YEAR



25 APPEARANCES
13 SWEET SIXTEENS
5 ELITE EIGHTS
2 FINAL FOURS



**NATIONAL
COACH OF
THE YEAR**



Gonzaga University head coach Mark Few has established himself as one of the most successful coaches in NCAA Division I basketball annals in his 25 seasons at the helm, and in the process has made Bulldog basketball a household name across the country. He served as an assistant coach at GU for 10 seasons prior to take the reins of the program. Few has put together one of the most dominating runs in NCAA history, especially in the West Coast Conference. The Zags have won or shared 22 regular season league titles in his 25 seasons (all but the 1999-2000, 2011-12 and 2023-24 seasons) and taken home the conference tournament championship 19 times. The Bulldogs won or shared 11 straight West Coast Conference regular-season titles from 2000-11 and from 2012-23, which are the third-best streaks all-time in the NCAA Division I ranks behind UCLA's 13 Pac-10 Conference titles from 1967-79 and Kansas's 14 Big 12 Conference titles from 2005-18. Few led Gonzaga to the national championship game in the program's first-ever Final Four in 2017, and again in the second Final Four in 2021. Under Few, GU has appeared in five Elite Eight appearances (2015, 2017, 2019, 2021 and 2023) and 13 Sweet 16 appearances (2000, '01, '06, '09, '15, '16, '17, '18, '19, '21, '22, '23, '24). He has coached 22 All-Americans, nine Academic All-Americans, 102 all-conference selections, 17 WCC Players of the Year, 10 league newcomers of the year and nine league defenders of the year. Few has also cultivated NBA talent, including current NBA players in Domantas Sabonis, Kelly Olynyk, Zach Collins, Rui Hachimura, Brandon Clarke, Jalen Suggs, Corey Kispert, Chet Holmgren, Andrew Nembhard, Julian Strawther and Anton Watson. He also helped recruit and develop Dan Dickau, Richie Frahm, Adam Morrison, Jeremy Pargo, Elias Harris, Austin Daye, Rob Sacre, Ronny Turiaf, Kevin Pangos, Filip Petrushev, Killian Tillie and Joel Ayayi all NBA players. Morrison was the highest-drafted player in GU history when he was taken No. 3 overall by the Charlotte Bobcats in 2006, but Holmgren was taken second overall by the Oklahoma City Thunder in the 2022 draft.

Entering the 2024-25 Season, Few:

- Is the winningest active coach by percentage at .836 (688-135)
- Second fastest to 700 wins in NCAA Div. 1 history, reaching the milestone in 840 games
- Is in the Top 15 among active Division I coaches for most 20-win seasons with 25, never having won less than 20 games in a season ... Is first for most consecutive 20-win seasons for active coaches with 25

Few won a gold medal with Team USA at the Summer Olympics in Paris. He was an assistant coach for Team USA on the 2023 FIBA World Cup and the 2024 Olympics. The staff included Head Coach and Golden State Warriors Head Coach Steve Kerr, Miami Heat Head Coach Erik Spoelstra and Clippers Head Coach Tyrone Lue. Few boasts plenty of USA Basketball experience. Serving as an assistant coach at the 2018 USA National Team minicamp, Few was named an assistant coach for the 2019 USA Men's Select Team, a team that helped prepare the USA World Cup Team prior to playing in China. He returned in 2021 as an assistant coach for the USA Men's Select Team to help prepare the gold medalist U.S. Olympic Team prior to playing in Tokyo. He served as head coach of the 2015 U.S. Pan American Men's Basketball Team, a squad composed of collegiate players, and led the team to a bronze medal, and he also was an assistant coach for the gold medalist 2012 USA U18 National Team and a court coach for the 2009 USA Men's U19 World Cup/World University Games Team training camp.

Few will receive the John R. Wooden Award "Legends of Coaching" Award, presented by Principal Financial Group, in 2025. The "Legends of Coaching" honor recognizes coaches who exemplify Coach Wooden's high standard of coaching success and personal integrity.

For all that Few has accomplished on the court, his achievements off of it are equally impressive. In 2002, Mark and his wife Marcy initiated the Spokane branch of Coaches vs Cancer. The Few's annual event would become the largest Coaches vs Cancer fundraiser across the country. Quietly and without fanfare, Few has created a culture of giving at Gonzaga. In 2007, Gonzaga began hosting the Ronald McDonald House Charities Classic. For six seasons, these annual games helped raise over \$750,000 for Spokane's Ronald McDonald House. Building on their success with Coaches vs Cancer, the Fews and others in the Spokane region launched the Community Cancer Fund in 2014 to keep more money in the local market while devoting more resources to cancer patients, their families and the local organizations that serve them. In the last six years, the Community Cancer Fund has raised over 17 million dollars bringing the total raised over 18 years between the organizations to well over 25 million dollars. Among the highlights, the charity established a 3-million-dollar endowment to fund Camp Good Times, a week-long summer camp for kids with cancer. The Community Cancer Fund worked to increase lodging options for cancer patients and their families traveling to the region for treatment, which included the completion and opening of a 5-million-dollar Hospitality Center at Kootenai Health and a campus expansion of Spokane's Ronald McDonald House.

GAME 26: SAN FRANCISCO

HEAD COACH

Year	Overall		Conf.		WCC	Post-Season
	W	L	W	L	Finish	
2025	18	7	9	3		
2024	27	8	14	2	2nd	NCAA Sweet 16
2023	31	6	14	2	T-1st	NCAA Elite Eight
2022	28	4	13	1	1st	NCAA Sweet 16
2021	31	1	15	0	1st	NCAA Runner-Up
2020	31	2	15	1	1st	NCAA Canceled
2019	33	4	16	0	1st	NCAA Elite Eight
2018	32	5	17	1	1st	NCAA Sweet 16
2017	37	2	17	1	1st	NCAA Runner-Up
2016	28	8	15	3	T-1st	NCAA Sweet 16
2015	35	3	17	1	1st	NCAA Elite Eight
2014	29	7	15	3	1st	NCAA 3rd Round
2013	32	3	16	0	1st	NCAA 3rd Round
2012	26	7	13	3	2nd	NCAA 3rd Round
2011	25	10	11	3	T-1st	NCAA 3rd Round
2010	27	7	12	2	1st	NCAA 2nd Round
2009	28	6	14	0	1st	NCAA Sweet 16
2008	25	8	13	1	1st	NCAA 1st Round
2007	23	11	11	3	1st	NCAA 1st Round
2006	29	4	14	0	1st	NCAA Sweet 16
2005	26	5	12	2	1st	NCAA 2nd Round
2004	28	3	14	0	1st	NCAA 2nd Round
2003	24	9	12	2	1st	NCAA 2nd Round
2002	29	4	13	1	1st	NCAA 1st Round
2001	26	7	13	1	1st	NCAA Sweet 16
2000	26	9	11	3	2nd	NCAA Sweet 16
TOTAL	733	150	355	39		

ASSISTANT COACH

Year	Overall		Conf.		WCC	Post-Season
	W	L	W	L	Finish	
1999	28	7	12	2	1st	NCAA Elite Eight
1998	24	10	10	4	1st	NIT - 2nd Round
1997	15	12	8	6	T-4th	
1996	21	9	10	4	T-1st	NIT
1995	21	9	7	7	4th	NCAA
1994	22	8	12	2	1st	NIT 2nd Round
1993	19	9	10	4	2nd	
1992	20	10	8	6	3rd	

GRADUATE ASSISTANT COACH

Year	Overall		Conf.		WCC	Post-Season
	W	L	W	L	Finish	
1991	14	14	5	9	4th	
1990	8	20	3	11	8th	

WCC Regular-Season Titles (25)

2013-23; 2001-11; 1998-99; 1996; 1994

WCC Tournament Titles (21)

2020-23; 2013-18; 2009-11; 2004-07; 1999-02; 95

WCC Tournament Championship Games (29)

1998-2024; 1995-96; 1992

NCAA Tournament Appearances (25)

1999-2024; 1995

NIT Appearances (3) 1998, 1996, 1994

ZAGS



SCOUTING THE DONS

- San Francisco has won four straight games, including a 65-64 home win over Saint Mary's last Thursday. On Saturday, USF picked up a 72-66 victory at Loyola Marymount.
- In the win over LMU, Marcus Williams scored a game-high 19 points, while Ryan Beasley added 18 off the bench. Malik Thomas chipped in 14 points and three assists. Tyrone Riley IV grabbed eight rebounds.
- Riley IV was named the WCC Freshman of the Week after his 17-rebound week. He averages a team-high 5.5 per game.
- Thomas leads the conference in scoring at 19.2 points per outing, and 20.3 per league game. He also tops the WCC with 1.8 steals per contest.
- Williams is ninth adding 14.4 points. Williams is sixth in the league dishing out 4.2 assists per game.
- USF leads the conference, and is seventh in the nation, in three-point defense allowing only 28.7 percent shooting.

SERIES INFO

- This is the 97th all-time meeting between Gonzaga and San Francisco. The Bulldogs have a 74-22 advantage.
- GU is 53-4 against San Francisco under Mark Few.
- The Zags have won 30 straight versus the Dons. USF's last win in the series came on Feb. 18, 2012, 66-65, at USF.
- In the latest meeting, No. 17 GU beat San Francisco 89-77 in the 2024 West Coast Conference tournament semifinals. Nolan Hickman scored 20 points as all five Gonzaga starters scored in double figures. Ben Gregg scored 17 points, and Ryan Nembhard had 16. Gregg made four threes in the second half. The Dons took a 35-27 lead late in the first half before Gonzaga roared back with an 11-point run, and led 38-37 at halftime.
- In last season's meeting in Spokane, Gonzaga held off the Dons, 77-72, on Jan. 25. Graham Ike had 22 points. Ryan Nembhard finished with 13 points and six assists. USF led 31-30 at halftime, but the Zags would take a 13-point lead with 2:44 left in regulation.
- Gonzaga has won 35 in-a-row in Spokane in the series, including all 20 in the McCarthy Athletic Center.
- The Bulldogs are 40-2 against USF in Spokane all-time. The Dons last won in Spokane in 1989, 67-64.
- GU is 27-18 all-time at San Francisco. The Bulldogs have won the last 12 matchups at USF.
- The Zags and Dons have met in the WCC semifinals the last two seasons, and five of the last seven semifinal rounds.
- San Francisco edged GU, 64-62, in the first-ever meeting at USF on Jan. 28, 1961.

UP NEXT

- The 100th all-time meeting between Gonzaga and Pepperdine in Spokane Saturday at 7 p.m.
 - The Zags have a 68-31 advantage in the series.
 - GU has won 48 straight versus the Waves, with the last Pepperdine victory in the series coming on Jan. 18, 2002, 88-79, in Malibu.
 - It ranks as the third-longest streak versus an opponent in Div. 1 history, and currently the longest active.
 - The Bulldogs are 52-2 against the Waves under Few.
 - In the first meeting this season on Dec. 30, Khalif Battle scored 21 points, Braden Huff added 19 points on 9-of-10 shooting and No. 19 Gonzaga won at Pepperdine 89-82.
 - Gonzaga has a 35-12 advantage in the meetings in Spokane, winning 25 in-a-row against Pepperdine in Spokane. The last time the Waves won at GU was on Feb. 19, 1998, 65-64.
 - In last season's matchup in Spokane, the No. 24 Zags rolled to an 86-60 win in the 2024 CCF Classic in the Spokane Arena. Graham Ike was one of five Zags in double-figures with
- GAME 26: SAN FRANCISCO**

20 points. Nolan Hickman had 14 points with four threes. Ryan Nembhard finished with 10 points and seven assists, and Braden Huff added 11 points off the bench. Michael Ajayi had 14 points for the Waves.

- Gonzaga has won 22 in-a-row inside the Firestone Field-house and is 28-17 all-time in the meetings in Malibu.
- Gonzaga won the first-ever meeting, 93-70, in the Knights of Columbus Tournament in Portland, on Dec. 11, 1964.

BULLDOG BALANCE

- Gonzaga and Kentucky are the only programs in the nation with six players, that have appeared in at least 10 games, averaging double-digit scoring.
- Five different Zags have been the high-scorer in a game this season, while four have led in rebounds.
- The Bulldogs have had six players in double-figures three times this season, five players in double-digits nine times, four players eight times, and three players six times.
- Six Zags have scored 20 points in a game this season, and eight have multiple 20-point games in their careers.

SPEAKING OFFENSIVELY

- GU is first in the nation in assist-to-turnover ratio at 2.00 and second in assists per game at 19.4.
- The Bulldogs are averaging 19.67 assists in conference play, which leads the league by 2.05 assists per game.
- The Zags are second in the country averaging 87.2 points per game and eighth in field goal percentage (49.5).
- GU is second in the country in points per possession at 1.048, and first making 31.6 field goals per game.
- The Zags are second in the country getting 47.7 percent of points from two-pointers, after being top five in the nation in the category the last three seasons.
- Gonzaga is second in the nation averaging 41.9 points per first half and fifth in second half scoring 44.4.

FAMILIAR TERRITORY

- GU is one of the best the nation in key offensive categories again this season. Here's a look at recent years.

	PPG	FG%	2pt FG%	Margin
2024-25	87.2 (2nd)	49.5 (8th)	57.4 (14th)	17.2 (6th)
2023-24	84.5 (8th)	51.8 (2nd)	58.3 (7th)	15.4 (4th)
2022-23	87.5 (1st)	52.9 (1st)	58.9 (2nd)	14.6 (2nd)
2021-22	87.2 (1st)	52.1 (1st)	60.4 (2nd)	21.0 (1st)
2020-21	91.0 (1st)	54.9 (1st)	63.9 (1st)	21.3 (1st)
2019-20	87.4 (1st)	51.5 (2nd)	57.4 (2nd)	19.6 (1st)
2018-19	87.6 (1st)	52.6 (1st)	61.4 (1st)	22.8 (1st)

MILESTONE WATCH

- Ryan Nembhard is 38 assists from setting a new West Coast Conference record for most in a single season. He needs 21 assists to break the league record for most in a single conference season.
- Ben Gregg's 131 appearances ranks 14th all-time in program history, five behind Drew Timme for 13th.
- Nolan Hickman's 129 career appearances are 15th all-time.
- Nolan Hickman is four made threes away from 10th all-time in GU career history (Steven Gray, 210).
- Gregg is two wins (110) from the Top-10 in program history in career victories, and Hickman (104) is eight away. David Stockton currently ranks 10th at 112 from 2011-14.

THE POINT GOD

- Nembhard's 9.8 assists per game tops the nation.
- Nembhard broke his own school record for most in a single season in program history in the win at Pacific.
- Nembhard became the first Zag with two 200+ assists in a

VERSUS SAN FRANCISCO ...

CAREER STATS

	GP/GS	PPG	RPG	Note	MPG
Ajayi	2/2	12.0	9.0	2.5 apg	33.0
Gregg	7/3	8.7	3.9	14/31 3FG	20.1
Hickman	9/6	8.3	2.3	11/12 FT	27.7
Huff	3/0	3.3	2.0	0.3 bpg	7.3
Ike	3/3	19.3	6.0	20/24 FT	29.7
Nembhard	3/3	14.7	5.3	8 apg	39.0

NOTABLE PERFORMANCES

Michael Ajayi	12 pts, 10 rbs, 2/3 3FG (2-24-24, A) 12 pts, 8 rbs 4 asts (2-8-24, H)
Ben Gregg	17 pts, 11 rbs, 4/7 3FG (3-11-24, N) 12 pts, 5 rbs, 2 3FGM (1-25-24, H) 12 pts, 4/6 3FG, 16 mins (3-6-23, N)
Nolan Hickman	20 pts, 6 asts, 40 mins (3-11-24, N) 22 pts, 2 stls, 6/6 FT (2-29-24, A) 11 pts, 3 3FGM, 2 stls (1-25-24, H) 8 pts, 4 asts, 2 stls (3-6-23, N)
Graham Ike	10 pts, 4 rbs, 30 mins (3-11-24, N) 26 pts, 9/12 fg, 8/8 FT (2-29-24, A) 22 pts, 7 rbs, 10/11 FT (1-25-24, H)
Ryan Nembhard	16 pts, 12 asts, 6 rbs (3-11-24, N) 15 pts, 6 asts, 9 rbs (2-29-24, A) 13 pts, 6 asts, 2 stls (1-25-24, H)

LAST FIVE SEASONS

2023-24	N	W	89-77*
	A	W	86-68
	H	W	77-72
2022-23	N	W	84-73*
	H	W	99-81
	A	W	77-75
2021-22	N	W	81-71*
	A	W	89-73
	H	W	78-62
2020-21	A	W	100-61
	H	W	85-62
2019-20	N	W	81-77*
	H	W	71-54
	A	W	83-79

* WCC Tournament in Las Vegas

THE LAST MEETING

March 11, 2024 - Las Vegas - Gonzaga, 89-77

Nolan Hickman scored 20 points and No. 17 Gonzaga pulled away in the second half. All five GU starters scored in double figures. Ben Gregg scored 17 points and Ryan Nembhard had 16. Malik Thomas led USF with 22 points, and Marcus Williams scored 17. The Dons took a 35-27 lead late in the first half before Gonzaga roared back with an 11-point run and led at halftime 38-37. The Zags went on a 12-2 run in the second half to take a 63-47 lead.

BY THE NUMBERS

Overall: 74-22
In Spokane: 40-2
In McCarthy Athletic Center: 20-0
In San Francisco: 27-18
At Neutral Site: 8-2
Few vs. USF: 53-4
Gerlufson vs. GON: 0-6
Most GON Points: 106, 106-67 (1995)
Most USF Points: 106, 98-106 (ot) (1995)
Fewest GON Points: 50, 50-62 (1989)
Fewest USF Points: 41, 69-41 (2013)
Largest GON Margin: +42, 92-50 (2004)
Largest USF Margin: +17, 74-91 (1962)
Last GON Win: 3/11/24, 89-77
Last USF Win: 2/18/12, 66-65
Current Streak: Won 30
Longest GON Win Streak: 30*
Longest GON Home Win Streak: 35*
Longest GON Away Win Streak: 12*
Longest USF Win Streak: 5
Longest USF Home Win Streak: 10
Longest USF Away Win Streak: 1
In Overtime: 3-3
* Active Streak

ZAGS



single season:

1. Ryan Nembhard (2024-25) - 246
2. Ryan Nembhard (2023-24) - 243
3. Josh Perkins (2018-19) - 234
4. Matt Santangelo (1999-00) - 225
5. Blake Stepp (2003-04) - 207
6. John Stockton (1983-84) - 201

- Nembhard, the nation's leader in assists became the first player in the country to eclipse the 200-assist mark this season, now at 246, the second-most in a single season in program history. He was the first player to 100 assists and the fastest to 100 assists in a season in program history.

- Nembhard is the first player in program history to have multiple 200 assist seasons.

- Nembhard's 4.39 assist-to-turnover ratio is second in the country. (CJ Fulton, Charleston 4.75)

- He is currently second in the West Coast Conference at 35:07 minutes per game.

- Nembhard currently leads the WCC averaging 9.7 assists per league game. The conference record is 9.2 set by Orlando Smart of San Francisco in 1991.

- The senior is third in the country among active leaders in career assists with 784. Dajuan Harris Jr. of Kansas leads at 804. Nembhard's 6.32 assist career average is fifth among active leaders, and his 2.62 assist to turnover is sixth.

- The program career record is 712 set by Josh Perkins (2015-19), Nembhard's two-year Gonzaga total of 488 assists ranks seventh in GU's all-time Top 10. Kevin Pangos is sixth at 536 from 2012-15.

- Nembhard has 14 double-digit assist outings, the most in the country, out of the 24 games this season, with 10 double-doubles.

- Last season, Nembhard became the first Bulldog to have back-to-back double-digit assist games since Derek Raivio had 11 assists versus Portland State and 13 assists against Montana to open the 2004-05 season.

- Nembhard was the first Zag to get back-to-back double-doubles with assists since Dan Dickau on Jan. 12 and 13, 2001 (13 pts, 10 asts at USF and 15 pts, 12 asts at SMC).

- From statistician Jared Berson,

Gonzaga's Ryan Nembhard did it again in January.

- 8 games

- 84 assists (10.5 APG)

- 14 turnovers

- 6/1 assist/turnover ratio

- There have now been 2 months in the last 15 years in which a player averaged 10 assists & a 5/1 or better A/T ratio and Nembhard has both this season.

- Nembhard in 8 games in November:

- 86 assists (10.8 per game)

- 14 turnovers

- That's a 6.14/1 assist to turnover ratio.

- He's the only player in the last 15 seasons to average 10 assists & a 5/1 or better A/T ratio in any calendar month with at least 5 games played.

- He set a new Canadian record for career assists by a NCAA Div. 1 player.

Current All-Time Canadian D1 Assists Leaders:

1. Ryan Nembhard (Creighton/Gonzaga) 784
2. Marcus Carr (Pittsburgh/Minnesota/Texas) 747
3. Andrew Nembhard (Florida/Gonzaga) 691

- No Canadian player in Div. 1 has averaged more than seven assists per game.

- Only five players have finished a season averaging

GAME 26: SAN FRANCISCO

double-digit assists per game over the last 30 years ...

1. Yuri Collins (St. Louis, 2022-23): 10.1 apg
 2. Nelson Haggerty (Baylor, 1994-95): 10.1 apg
 3. Ja Morant (Murray State, 2018-19): 10.0 apg
 4. Chris De La Rosa (UMBC, 2011-12): 10.0 apg
 5. Jason Brickman (LIU Brooklyn, 2013-14): 10.0 apg
- Nembhard finished with a career-high and single game tournament record 14 assists against Davidson in the Battle 4 Atlantis. He totaled 39 assists in the three-game event, setting a new tournament record, to just eight turnovers.

WCC Single Season Assist Record – All Games

1. Emmett Naar, SMC (2017-18): 284
2. Terrell Lowery, LMU (1990-91): 283
3. Kyle Collinworth, BYU (2015-16): 275
4. Corey Gaines, LMU (1987-88): 271
5. Ryan Nembhard, GU (2023-24): 243
6. Orlando Smart, USF (1991-92): 241
7. Colbey Ross, PEPP (2018-19): 239
8. Ryan Nembhard, GU (2024-25): 246
9. Orlando Smart, USF (1990-91): 237
10. Josh Perkins, GU (2018-19): 234

WCC Single Season Assist Record – WCC Games

1. Kyle Collinworth, BYU (2015-16) 136
2. Emmett Naar, SMC (2017-18): 133
3. Orlando Smart, USF (1990-91): 129
4. Terrell Lowery, LMU (1990-91): 122
5. Dan Davis, LMU (1979-80): 119
- Nick Pappageorge, SMC (1976-77): 119
7. Colbey Ross, PEP (2018-19): 117
8. Ryan Nembhard, GON (2024-25): 116
9. Colbey Ross, PEP (2019-20): 112
10. Orlando Smart, USF (1991-92): 110
11. Ryan Nembhard, GON (2023-24): 109

GETTING DEFENSIVE

- The Zags have held their last five opponents under 63 points and 41 percent shooting from the field.

Opponent	Points	FG Pct.
Pacific	61	40.0 (22/55)
Loyola Marymount	53	34.5 (19/55)
Saint Mary's	62	38.2 (21/55)
Oregon State	60	38.2 (21/55)
Portland	62	34.5 (20/58)

GOLDEN GRAHAM

- Graham Ike was named Midseason third team All-American by the Sporting News.

- The Colorado native is third in the nation in player efficiency rating (PER)

1. Oscar Cluff, South Dakota State: 36.4

2. Johni Broome, Auburn: 35.2

3. Graham Ike, Gonzaga: 33.4

- He leads the WCC in field goal percentage (59.3).

- The senior is fifth in the West Coast Conference in scoring in league games (18.0), fifth in rebounds (7.5), and first in field goal percentage (60.4).

- He has six 20-point games over the last 10 games, 11 this season, and 42 in his career.

- Ike pulled down a career-high 19 rebounds in the victory over San Diego on Jan. 8.

- The 19 rebounds were a new McCarthy Athletic Center record, topping Drew Timme's 17 against Kent State in 2022.

- The 19 rebounds were the third-most under Mark Few, and the most since Domantas Sabonis's 20 at Pacific in 2016. Josh Heytvelt had 22 at Pepperdine in 2007.

HISTORY

First Season.....	1908
All-time Record	1,834-1,124 (.619)
NCAA Tournament Appearances	26
Record	46-25
Last (Round)	2024 (Sweet 16)
Consecutive	25 (1998-present)
NCAA Sweet 16 Appearances (last).....	14 (2024)
NCAA Elite Eight Appearances (last)	6 (2023)
NCAA Final Four Appearances (last).....	2 (2021)
NIT Appearances (last).....	3 (1998)
WCC Championships (last)	26 (2023)
WCC Tournament titles (last)	21 (2023)

TEAM INFORMATION

2023-24 Record	27-8
Home	13-2
Away	8-2
Neutral	6-4
WCC Record	14-2
Home	7-1
Away	7-1
Finish	Second
Tournament	Runner-up
NCAA Tournament	Sweet 16
Associated Press Final Ranking	15
USA Today Final Ranking	16
Starters Returning/Lost	4/1
Letterwinners Returning/Lost	8/4
Points/Rebounds Returning	81 percent/71 percent

COACHES AND STAFF

Head Coach	Mark Few
Alma Mater	Oregon '87
Record at Gonzaga	733-150 (26)
Overall Record	733-150 (26)
Assistant Coach	Brian Michaelson
Alma Mater	Gonzaga '05
Season on staff	12th
Assistant Coach	R-Jay Barsh
Alma Mater	Puget Sound '07
Season on staff	Second
Assistant Coach	Stephen Gentry
Alma Mater	Gonzaga '06
Season on staff	Fourth
Assistant Coach	Zach Norvell Jr.
Alma Mater	Gonzaga '23
Season on staff	Second
Assistant Coach - Director of Operations	Jorge Sanz
Alma Mater	Florida Atlantic '11
Season on staff	Seventh
General Manager	Kurt Baumbauer
Alma Mater	Gonzaga '17
Season on staff	Fourth
Video Coordinator	AJ Few
Alma Mater	Gonzaga '22
Season on staff	First
Strength and Conditioning Coach	Travis Knight
Alma Mater	Gonzaga '00
Season on staff	19th
Graduate Assistant	JP Batista
Graduate Assistant	Mo Bethea III
Athletic Trainer	Josh Therrien
Administrative Assistant	Shaniqua Nilles
Academic Support Services	Colette Yamaoka
Creative Director - Recruiting	Matt Villareal

ZAGS



IKE NAMED TO MALONE TOP TEN

- Graham Ike was named one of the 10 candidates for the 2025 Karl Malone Power Forward of the Year Award the Naismith Memorial Basketball Hall of Fame.
- Named after Class of 2010 Hall of Famer and two-time NBA Most Valuable Player Karl Malone, the annual honor in its 10th year recognizes the top power forwards in Division I men's college basketball. A national committee of top college basketball personnel determined the watch list.
- In March, the Top 10 list will be narrowed to just five, and in late March, the five finalists will be presented to Malone and the Hall of Fame's selection committees, where winners will be selected.

NEMBARD NAMED TO COUSY TOP TEN

- Ryan Nembhard was named one of the 10 candidates for the 2025 Bob Cousy Point Guard of the Year Award the Naismith Memorial Basketball Hall of Fame.
- Named after Class of 1971 Hall of Famer and former Boston Celtic and Holy Cross guard Bob Cousy, the annual honor now in its 22nd year recognizes the top point guards in Division I men's college basketball. A national committee of top college basketball personnel determined the watch list.

ZAG DUO ON OSCAR ROBERTSON WATCH LIST

- Graham Ike and Ryan Nembhard have been named to the midseason watchlist for the USBWA Oscar Robertson Trophy. The Bulldogs are two of 50 student-athletes named to the midseason watchlist.
- The Oscar Robertson Trophy winner will be announced at the NCAA Men's Final Four from April 5-7.
- A final watch list will be released in early March and those chosen will be included on the USBWA's awards ballot.

THE GREGGACY

- Ben Gregg tops the WCC shooting 71.4 percent from inside-the-arc. The senior is shooting 65.4 percent from the field in league games.
- Over the last six games, the Oregon native is 22-for-29 from the field (75.8 percent).
- Over the last nine games, Gregg is shooting 10-of-19 (52.6 percent) from three-point range, after being 6-of-34 (17.6 percent) in the previous 16 games.
- After going 5-for-5 from the field against Santa Clara, he went 10-for-10 from the field, finishing with a game-high 24 points, to lead Gonzaga to a win at Portland.
- Gregg's 10 made shots from the field were the most without a miss in the Mark Few era.
- Gregg became just the ninth player in conference history to have 10 made shots from the field without a miss.
- Gregg made all four of his three-pointers and added six rebounds in 20 minutes.

BENEFITTING FROM THE CHARITY STRIPE

- Gonzaga is sixth in the nation making 80.5 percent from the free-throw line.
- The program record is 79 percent set in 1988-89. The best free-throw shooting team under Mark Few was in 2005-06, when the Zags made 78.2 percent.
- Khalif Battle is sixth in the nation from the line at 93.2 percent (96-for-103). He made 24-of-25 from the line in the last two games, including 15-for-16 in the win over LMU, which set a new McCarthy Athletic Center record for most makes.
- Graham Ike is ninth in the conference at 78.9 percent (97-of-123) from the free-throw line, with the fifth-most made free-throws in the WCC.
- The Bulldogs went 27-of-31 from the free-throw line in

GAME 26: SAN FRANCISCO

the win at San Diego State. The last time Gonzaga shot 85 percent with 30 or more free throw attempts was versus Santa Clara on Jan. 16, 2020. The last time GU did it on the road was at Santa Clara on Jan. 5, 2013.

- Over the three games at the Battle 4 Atlantis, GU made 54 of its 59 free throws (91.5 percent). The Bulldogs were 21-of-22 in the win over Indiana. Ben Gregg was 16-of-17 from the line in the tournament.

COMPUTER LOVE

- The Zags are receiving stellar rankings from the metrics.
- Opta Analyst: 6 NET: 14
Evan Miyakawa: 10 Haslametrics: 15
ESPN BPI: 12 Bart Torvik: 20
KenPom: 13

A CLOSER LOOK

- Gonzaga's seven losses were by a combined 34 points and all by single digits, with the largest margin being eight points in overtime away from home losses.
- Three of the losses have been in overtime and two have been by one possession.
- GU led for double-digit minutes in five of those seven games, and the majority of the time in three.
- Gonzaga led in the second half at some point in each loss but the UConn game, and the Bulldogs and Huskies were tied in the second half of that matchup.
- GU trailed at half in only four of those games, three by one possession, by three to UConn, by two to UCLA, and by one at Oregon State.
- The Zags rank 352nd out of 364 in KenPom's luck ratings.

THERE'S NO PLACE LIKE HOME

- Since the McCarthy Athletic Center opened in 2004, Gonzaga boasts a 287-19 record at home.
- The Zags' 93.9 winning percentage at home since 2004-05 ranks second in the nation.
- GU has sold out every game since the 6,000-seat McCarthy Athletic Center opened, a streak of 306 games.

LIFE ON THE ROAD

- Since the 2016-17 season, Gonzaga is a national best 69-10 (89.5) in true road games. Saint Mary's has the next best true road win percentage at 75.0 (59-19).
- Since the 2007-08 season, the Zags are 141-33 in true road games. GU's 81.9-win pct. in true road games is best in the nation. (SMC, 2nd, 125-53, .699)
- Since the 2005-06 season, Gonzaga is 277-85 in road or neutral games. The Zags' 77.6-win percentage in road or neutral games tops the nation over that span.

20/28 VISION

- GU is two wins from its 28th straight 20-win season.
- The Zags' 27-straight 20-win seasons rank second for the longest active run in the country. (Kansas 33)
- Prior to the previous 27 seasons, the Bulldogs reached 20 wins in a season eight times since 1907-08.
- Gonzaga has won at least 25 games in each of the last 17 consecutive seasons.

BULLDOG BITES

- GU is 16-1 when Nolan Hickman makes four or more threes in a game during his 129 career appearances.
- The Bulldogs are 11-1 when Ben Gregg scores 15 points or more in his 131 career appearances. Gonzaga is 19-1 when he makes two or more three-pointers in a game.

BEST WINNING PERCENTAGE SINCE 2010-11

	W	L	Pct.
1. <i>Gonzaga</i>	425	70	0.859
2. Kansas	405	100	0.802
3. Duke	388	107	0.784
4. Arizona	374	114	0.766
5. Kentucky	375	120	0.758

BEST WINNING PERCENTAGE LAST TEN SEASONS

	W	L	Pct.
1. <i>Gonzaga</i>	313	43	0.879
2. Kansas	282	74	0.792
3. Duke	273	80	0.773
4. Virginia	258	76	0.772
5. Houston	264	79	0.770

MOST WINS LAST FIVE SEASONS

	W	L	Pct.
1. <i>Gonzaga</i>	148	21	0.876
2. Houston	148	27	0.846
3. Kansas	134	37	0.784
4. San Diego State	134	34	0.798
5. Baylor	128	35	0.785

MOST WINS SINCE 2016-17

	W	L	Pct.
1. <i>Gonzaga</i>	250	32	.887
2. Houston	229	50	.821
3. Kansas	222	60	.787
4. Duke	213	65	.766
5. Purdue	208	68	.754

BEST HOME PERCENTAGE LAST FIVE SEASONS

	W	L	Pct.
1. <i>Gonzaga</i>	73	3	.961
2. Houston	78	5	.940
3. Kansas	74	5	.937
4. San Diego State	70	6	.921
5. Liberty	74	7	.914

BEST TRUE ROAD PERCENTAGE LAST FIVE SEASONS

	W	L	Pct.
1. <i>Gonzaga</i>	37	6	.860
2. Saint Mary's	29	12	.707
3. Houston	36	15	.706
4. Vermont	45	19	.703
5. San Diego State	36	17	.679

MOST NCAA TOURNAMENT WINS LAST 10 SEASONS

	W	L
1. <i>Gonzaga</i>	27	9
2. UNC	23	7
3. Duke	23	7
4. Villanova	21	5
5. Kansas	21	8

MOST NCAA TOURNAMENT WINS LAST 5 SEASONS

	W	L
1. <i>Gonzaga</i>	15	5
2. Houston	13	5
3. UConn	11	2
4. Duke	11	4
5. Baylor	10	4
6. Kansas	10	4

BEST FIELD GOAL PERCENTAGE LAST FIVE SEASONS

	FGM	FGA	Pct.
1. <i>Gonzaga</i>	5480	10448	0.525
2. South Dakota St.	4436	9079	0.489
3. Wright State	4678	9646	0.485

MOST POINTS PER GAME LAST FIVE SEASONS

	Points	Avg.
1. <i>Gonzaga</i>	169	14732
2. Alabama	170	14084
3. Arizona	166	13516

MOST POINTS PER GAME LAST THREE SEASONS

	Wins	Seasons
1. Gonzaga	8888	88.0
2. Alabama	8279	80.4
3. Iowa	8232	82.3

** All numbers entering the 2024-25 season

ZAGS



**2024-25 Gonzaga Men's Basketball
Season Schedule/Results & Leaders
All games**

Page 1/1
as of Feb 09, 2025

Game Records

Record	Overall	Home	Away	Neutral
ALL GAMES	18-7	11-1	5-2	2-4
CONFERENCE	9-3	5-1	4-2	0-0
NON-CONFERENCE	9-4	6-0	1-0	2-4

Team Results

Date	Opponent		Score	Att.	High Points	High Rebounds
11/04/2024	Baylor	W	101-63	12000	(17) HICKMAN, Nolan	(8) IKE, Graham (8) AJAYI, Michael
11/10/2024	Arizona St.	W	88-80	6000	(21) HUFF, Braden	(12) AJAYI, Michael
11/15/2024	UMass Lowell	W	113-54	6000	(21) BATTLE, Khalif	(10) GREGG, Ben
11/18/2024	at San Diego St.	W	80-67	12414	(23) IKE, Graham	(9) IKE, Graham
11/20/2024	Long Beach St.	W	84-41	6000	(15) BATTLE, Khalif (15) IKE, Graham	(7) GREGG, Ben
11/27/2024	vs West Virginia	Lot	78-86	959	(19) HUFF, Braden	(6) GREGG, Ben
11/28/2024	vs Indiana	W	89-73	2885	(16) BATTLE, Khalif	(9) AJAYI, Michael
11/29/2024	vs Davidson	W	90-65	993	(24) GREGG, Ben	(10) IKE, Graham
12/07/2024	vs Kentucky	Lot	89-90	17846	(28) IKE, Graham	(11) IKE, Graham
12/14/2024	vs UConn	L	71-77	18933	(21) BATTLE, Khalif	(6) HUFF, Braden (6) AJAYI, Michael
12/18/2024	Nicholls	W	102-72	6000	(25) HUFF, Braden	(10) GREGG, Ben
12/21/2024	Bucknell	W	86-65	6000	(25) IKE, Graham	(10) IKE, Graham
12/28/2024	vs UCLA	L	62-65	12272	(24) IKE, Graham	(8) IKE, Graham
12/30/2024	at Pepperdine	W	89-82	1506	(21) BATTLE, Khalif	(9) IKE, Graham
01/02/2025	Portland	W	81-50	9022	(13) HICKMAN, Nolan	(15) AJAYI, Michael
01/04/2025	at LMU (CA)	W	96-68	2369	(27) IKE, Graham	(9) IKE, Graham
01/08/2025	San Diego	W	93-80	6000	(23) GREGG, Ben	(19) IKE, Graham
01/11/2025	Washington St.	W	88-75	6000	(21) IKE, Graham	(9) GREGG, Ben
01/16/2025	at Oregon St.	Lot	89-97	9301	(26) IKE, Graham	(13) GREGG, Ben
01/18/2025	Santa Clara	L	99-103	6000	(24) HICKMAN, Nolan	(8) GREGG, Ben
01/25/2025	at Portland	W	105-62	4117	(24) GREGG, Ben	(8) AJAYI, Michael
01/28/2025	Oregon St.	W	98-60	6000	(23) BATTLE, Khalif	(10) AJAYI, Michael
02/01/2025	at Saint Mary's (CA)	L	58-62	3500	(24) IKE, Graham	(8) IKE, Graham
02/06/2025	LMU (CA)	W	73-53	6000	(24) BATTLE, Khalif	(10) IKE, Graham
02/08/2025	at Pacific	W	78-61	3178	(17) HUFF, Braden	(9) AJAYI, Michael

Attendance Summary

	Games	Attend	Avg/Game
Home	12	81022	6752
Away	7	36385	5198
Neutral	6	53888	8981
Total	25	171295	6852

**Associated Press Top 25**

(Feb. 10)	REC	PTS	PVS
1 Auburn (34)	21-2	1479	1
2 Alabama (23)	20-3	1470	3
3 Florida (3)	20-3	1342	6
3 Duke	20-3	1342	2
5 Tennessee (1)	20-4	1315	4
6 Houston	19-4	1235	5
7 Purdue	19-5	1142	7
8 Texas A&M	18-5	1065	10
9 St. John's	21-3	1058	12
10 Iowa State	18-5	880	8
11 Michigan State	19-4	868	9
12 Texas Tech	18-5	778	13
13 Arizona	17-6	701	20
14 Memphis	20-4	676	17
15 Kentucky	16-7	558	14
16 Wisconsin	19-5	488	21
17 Kansas	16-7	469	16
18 Marquette	18-6	442	11
19 Ole Miss	18-6	415	25
20 Michigan	18-5	350	NR
21 Missouri	17-6	333	15
22 Mississippi State	17-6	292	22
23 Clemson	19-5	291	NR
24 Creighton	18-6	198	NR
25 Maryland	18-6	196	18

Also receiving votes: UCLA 123, UConn 106, Illinois 59, Louisville 53, New Mexico 40, Drake 21, Saint Mary's 20, Utah State 8, George Mason 7, **Gonzaga** 5.

USA Today/Coaches' Top 25

(Feb. 10)	REC	PTS	PVS
1 Alabama (15)	20-3	758	3
2 Auburn (16)	21-2	741	1
3 Florida	20-3	688	6
4 Tennessee	20-4	669	4
5 Duke	20-3	665	2
6 Houston	19-4	639	5
7 Purdue	19-5	575	7
8 St. John's	21-3	558	10
9 Texas A&M	18-5	501	13
10 Iowa State	18-5	482	8
11 Michigan State	19-4	458	9
12 Texas Tech	18-5	369	12
13 Arizona	17-6	367	20
14 Memphis	20-4	357	15
15 Wisconsin	19-5	284	19
16 Marquette	18-6	248	11
17 Michigan	18-5	241	22
18 Kentucky	16-7	217	14
19 Clemson	19-5	196	21
20 Kansas	16-7	186	17
21 Creighton	18-6	148	NR
22 Missouri	17-6	142	16
23 Ole Miss	18-6	127	NR
24 UConn	16-7	96	18
25 Maryland	18-6	87	24

Also receiving votes: Mississippi State 72; Louisville 57; Saint Mary's 51; UCLA 42; Illinois 19; New Mexico 16; **Gonzaga** 7; Oregon 5; VCU 2; Utah State 2; UC San Diego 1; Drake 1; Baylor 1.

PLAYER CAPSULES**#0 RYAN NEMBARD**

6-0 • SR • G • Aurora, Ont.

- 2023-24: All-Conference first team ... Set the single season assist record with 243 total ... Started all 35 games ... topped the conference at 6.8 assists per league game, and with a 4.6 assist to turnover ratio ... led the league at 35.1 minutes per game ... averaged 12.6 points per game, 13.75 per WCC game.
- 2022-23: Started all 37 games in his sophomore season with Creighton... Averaged 12.1 points per game, and dished 17.6 total assists... Scored a career-high 30 points against Baylor in the NCAA Tournament... Improved his three point, field goal, and free throw percentages from last season... Named to the Maui Invitational All-Tournament Team after averaging 20.3 points and 4.3 assists... Named to the Bob Cousy Point Guard of the Year Watch List and Preseason Second Team All-BIG EAST.

- 2021-22: In his freshman year, started 27 games for Creighton... Averaged 11.3 points per game, including scoring a season-high 23 points against Xavier... Recorded 34.8 minutes per game and 4.4 assists per game this season, ranking third in the BIG EAST... Included on the BIG EAST All-Freshman Team... Named the BIG EAST Freshman of the Year.
- High School: Was ranked the 62nd player in the country, and a five-star recruit, by ESPN... Went 24-1 as a senior and 25-0 as a junior at Monteverde Academy... Won the GEICO High School National Championship his senior year... Averaged 14.3 points and 9.0 assists at the FIBA U16 Americas Championship in 2019.

#1 MICHAEL AJAYI

6-7 • SR • G • Kent, Wash.

- Pepperdine (2023-24): led the West Coast Conference in scoring this past season at 17.1 points per game ... As a junior, he was second in the WCC grabbing 9.9 rebounds per outing ... He made 46.7 percent from the field, including 47 percent from behind-the-arc. He earned First Team All-Conference honors following the season ... Scored at least 20 points 11 times this season and hit 30 twice. In the two games against Gonzaga, he averaged 10 points and 8.5 rebounds.
- Pierce College: Named the 2022 Northwest Athletic Conference West Region's Most Valuable Player and the West Region's Freshman of the Year last season ... Was the team's leading scorer and rebounder at 20.4 points and 11.3 rebounds in 23 games ... Had back-to-back games with a season-high 40 points against Highline (one shy of the school record) and 38 against South Puget Sound ... Grabbed 26 rebounds

in a game against Centralia ... Had a double-double in all 14 league games.

- High School: As a 2020-21 high school senior at Kentwood, in his only year on the varsity, averaged 10.7 points and 8.8 rebounds.

#4 DUSTY STROMER

6-6 • SO • G • Sherman Oaks, Calif.

- (2023-24): Started the first 15 games for the Zags ... Appeared in all 35 games ... Averaging 23.5 minutes per game ... Shot 37% from three while shooting 35% from behind-the-arc and 81% from the free-throw line.
- High School: Ranked as the 34th player, and a four-star recruit, by ESPN... Averaged 17.3 points, 5.4 rebounds, and 2.2 assists per game his senior season... Won the CIF D1 title his senior year... Named the Mission League MVP, and was a repeat selection to the L.A. Times All-Star Team and All-CIFSS Division Team... Did not play his sophomore season due to the COVID-19 pandemic, but averaged 13.1 points and 3.9 rebounds his freshman season.

#5 EMMANUEL INNOCENTI

6-5 • SO • G • Ranzanico, Italy

- (2023-24): one of five Texans to appear in all 35 games and made 33 starts ... earned a selection to the WAC All-defensive and All-Freshman Squads ... In total, he played in 1109 minutes, the most by a freshman in Tarleton's D1 era and his 33.8 minutes per game in conference play ranked ninth among all WAC individuals ... Among all freshman in the nation, ranked fourth in defensive rebounds per game (5.37), eighth in steals (1.69) and ninth in rebounds (6.37) ... Ranked in the single season top 10 in Texans' D1 era in five different categories: 31.7 minute per game (8th), 59 steals (2nd) - also tied for sixth in program history, 223 rebounds (2nd) ... Averaged 1.9 steals per game in conference play, second in the WAC ... He set Texan D1 era single season records with 103 rebounds and 188 defensive rebounds, with the 188-mark the 14th best in program history ... Averaged 5.37 defensive boards per game which ranked fifth in the WAC ... Ranked in top 15 in the WAC in rebounds (6.37) and assists (2.94).
- Amateur Italian Career: Played four seasons for Stella Azzurra Roma ... Posted a trio of double-figure scoring totals in his fourth season with the team ... Played on the 2022-23 U18 Italy National Team ... Averaged 11.1 points and 7.1 rebounds in 7 games averaging 25.6 minutes per game ... Posted double-digit scoring totals in his final five games, including a double-double in his final game against U18 France with 12 rebounds and 10 points.

#11 NOLAN HICKMAN

6-2 • SR • G • Seattle, Wash.

- 2023-24: Second team All-Conference ... Started all 35 games ... averaged 14.0 points per game ... 16 points in conference games, which ranked fifth in WCC ... 2.8 three-pointers made per WCC game topped the league ... second in WCC at 41.3 percent from three-point range in conference games ... team-best 88.3 percent from free-throw line (53/60) ... 28 double-digit scoring games, four 20-point games ... six games of five or more assists ... led the WCC at 36.2 minutes per conference game, 35.3 minutes per games overall which was second in the league.
- 2022-23: Started in 36 games, and performed in all 37 games, his sophomore season... Ranked second on the team and seventh in the WCC with 116 assists... Led the Gonzaga backcourt in blocks, with 11, and steals, with 36... Played a career-high 28.1 minutes per game, including all 40 minutes against Kent State... Scored a career-high 20 points against Santa Clara.
- 2021-22: Played in all 32 games... Averaged 5.1 points per game, posting a season-high 16 points against Central Michigan... Finished tied for fourth on the team for steals per game at 0.6, and 20 total on the year... 49 rebounds on the year, of which 46 were defensively... Named to the WCC All-Freshman Team.
- High School: Hickman was the 24th-ranked player in the Class of 2021, and a five-star recruit, according to ESPN... Named a McDonald's All-American and the Utah player of the year by MaxPreps... Averaged 16 points, 3.3 assists and 2.5 rebounds per game as a senior, earning All-American honors and leading Wasatch Academy (Utah) to a top-10 national ranking and a spot in the Geico Nationals.

#13 GRAHAM IKE

6-9 • RSR • F • Aurora, Colo.

- 2023-24: Honorable Mention AP All-American ... First team All-Conference ... Started all 35 games ... Top 10 Karl Malone Power Forward of the Year List ... led the team in scoring at 16.5 points per game, which ranked second in the WCC, 16.5 per league game ... shot 60.9 percent from the field in WCC games, which ranked second in the conference ... scored 20 or more points in nine of the last 12 games and had a team-high 15 20-point games ... ten double-doubles ... sixth in the WCC at 7.4 rebounds per game.
- 2022-23: Reshirted.
- 2021-22: Started in all 33 games for Wyoming, averaging 19.5 points and 9.6 rebounds per game... Scored a career-high 35 points against Denver, and grabbed a career-high 18 rebounds



WEST COAST CONFERENCE

2024-25 Preseason Poll

1. Gonzaga (9)	99
2. Saint Mary's (1)	86
3. Santa Clara	81
4. San Francisco (1)	77
5. Washington State	62
6. LMU	60
7. Oregon State	44
8. Portland	28
San Diego	28
10. Pacific	23
11. Pepperdine	17

(First place votes)

Standings	WCC	GB	PCT	OVER	PCT	STREAK
Saint Mary's	11-1	-	.917	21-4	.840	W1
San Francisco	10-3	1.5	.769	20-6	.769	W4
Gonzaga	9-3	2	.750	18-7	.720	W2
Santa Clara	9-4	2.5	.692	17-9	.654	W3
Oregon State	7-5	4	.583	17-8	.680	L1
LMU	6-6	5	.500	14-10	.583	L2
Washington State	6-7	5.5	.462	16-10	.615	W1
Pepperdine	3-8	7.5	.273	9-15	.375	L2
Portland	3-9	8	.250	8-17	.320	L1
Pacific	3-10	8.5	.231	8-19	.296	L1
San Diego	1-12	10.5	.077	4-22	.154	L12

WCC THIS WEEK

F. 8	Washington State def. Pepperdine, 87-86	
	Santa Clara def. San Diego, 93-70	
	Gonzaga def. Pacific, 78-61	
	San Francisco def. Loyola Marymount, 72-66	
	Saint Mary's def. Oregon State, 63-49	
F. 11	Loyola Marymount at Pepperdine	6 p.m.
	Santa Clara at Saint Mary's	8 p.m.
F. 13	San Diego at Pepperdine	7 p.m.
	Pacific at Loyola Marymount	7 p.m.
	Oregon State at Portland	7 p.m.
	San Francisco at Gonzaga	8 p.m.
F. 15	Pacific at Oregon State	3 p.m.
	Pepperdine at Gonzaga	7 p.m.
	San Francisco at San Diego	7 p.m.
	Washington State at Saint Mary's	7 p.m.
	Loyola Marymount at Portland	7 p.m.

WCC PLAYER OF THE WEEK

Nov. 11	- Malik Thomas, San Francisco
Nov. 18	- Mikey Lewis, Saint Mary's
Nov. 25	- Cedric Coward, Washington State
Dec. 2	- Jevon Porter, LMU
Dec. 9	- Paulius Murauskas, Saint Mary's
Dec. 16	- Malik Thomas, San Francisco
Dec. 23	- Michael Rataj, Oregon State
Dec. 31	- Malik Thomas, San Francisco
Jan. 6	- Malik Thomas, San Francisco
Jan. 13	- Lamar Washington, Pacific
Jan. 20	- Tyree Bryan, Santa Clara and Michael Rataj, Oregon State
Jan. 27	- Max Mackinnon, Portland
Feb. 3	- Jevon Porter, LMU
Feb. 10	- Elijah Mahi, Santa Clara

WCC FRESHMAN OF THE WEEK

Nov. 11	- Tyrone Riley IV, San Francisco
Nov. 18	- Mikey Lewis, Saint Mary's
Nov. 25	- Andrew McKeever, Saint Mary's
Dec. 2	- Austin Rapp, Portland
Dec. 9	- Andrew McKeever, Saint Mary's
Dec. 16	- Jaxon Olvera, Pepperdine
Dec. 23	- Jaxon Olvera, Pepperdine
Dec. 31	- Austin Rapp, Portland
Jan. 6	- Mikey Lewis, Saint Mary's
Jan. 13	- Mikey Lewis, Saint Mary's
Jan. 20	- Tony Duckett, San Diego
Jan. 27	- Austin Rapp, Portland
Feb. 3	- Austin Rapp, Portland
Feb. 10	- Tyrone Riley IV, San Francisco

GAME 26: SAN FRANCISCO

against San Jose State... Scored in double figures in 34 games, including nine games with over 25 points... Shot 51% from the field... Named to the All-Mountain West First Team by the media.

- 2020-21: Performed in 12 games, starting the final seven games of the season... Averaged 11.2 points and 5.4 rebounds per game... Scored a season-high 32 points in the first round of the Mountain West tournament... Finished the season with a 60% field goal percentage.
- High School: Was a three-star recruit, and averaged 12 points and 8.5 rebounds per game his senior year before injury... Ended his junior year averaging 17.6 points and 12.0 rebounds per game... Named Second-Team All-Colorado after his junior year.

#22 JUN SEOK YEO

6-8 • JR • F • Seoul, South Korea

- 2023-24: Appeared in 25 games, and started 1 game this season ... Played 172 minutes on the year averaging 6.9 minutes per-game ... Shot 44% from the field ... Averaged 1.2 rebound per-game.
- Before Gonzaga: Transferring from Korea University... Performing in the 2021 FIBA U-19 World Cup, averaged an impressive 25.6 points and 10.6 rebounds per game... Finished with 27 points and 13 rebounds against Argentina, and 26 points and 12 rebounds against Spain... Also scored 31 points against Puerto Rico and 36 points against Japan... Helped Korea's senior national team qualify for the 2021 FIBA Asia Cup, averaging 12.3 points per game... Recorded 16.2 points and 1.8 blocks per game at the 2018 FIBA U18 Asian Championships.

#24 ISMAILA DIAGNE

7-0 • FR • C • Nguekhokhe, Senegal

- Prior to Gonzaga: averaged 10.2 points, 7.8 rebounds, and 0.9 blocks for Real Madrid's Under-18 team ... He helped lead his team to the Adidas Next Gen Tournament championship in Berlin, Germany ... Real Madrid also won the Podgorica Tournament in 2023-24, and Diagne averaged 11 points and 7.8 rebounds in the four games in the event ... Diagne appeared in four games in the Spanish Liga Endesa (ACB) this season with the Real Madrid national team ... He averaged five points on 58 percent shooting from the field.

#33 BEN GREGG

6-10 • SR • F • Clackamas, Ore.

- 2023-24: Started the last 19 games ... appeared in all 35 games ... averaged 23.6 minutes per game ... averaged a career-best 9.0 points per game, along with 5.7 rebounds ... shot 54.1 percent from the field, including 40-of-106 from behind-the-arc ... 16 double-digit scoring games.
- 2022-23: Saw action in 36 games, recording a career-high 12.1 minutes and 5.1 points per game... Registered 22 blocks and 10 steals this season... Averaged 3.0 rebounds per game, including a career-high eight rebounds against Santa Clara... Dropped a career-high 18 points against San Diego... Had a career-high three blocks against TCU in the NCAA Tournament... Shot 50.4% from the field and 37.7% from three.
- 2021-22: Appeared in 17 games... Posted a career-high eight points versus Alcorn... Finished with a total of 40 points on the year, with an average of 2.4 points per game... 34 rebounds, of which 21 were defensively... 10 assists... 8 blocks.
- 2020-21: Played in 18 games... Recorded 17 points,

earning season-high four against San Diego... Shot 41.2% from the field... Totaled 18 rebounds, of which 15 were defensive.

- High School: High School: Graduated early, joined the Zags as a freshman in 2020-21... No. 29 in ESPN's top 100... Following his junior season at Clackamas High School, was named the Oregon Gatorade Player of the Year.

#34 BRADEN HUFF

6-10 • RSO • F • Glen Ellyn, Ill.

- 2023-24: All-Conference Freshman Team ... Appeared in all 35 games ... Led the conference and was 13th in the country in 2-point shooting percentage with 70% ... Averaged 9.3 points per game on the season ... 15 double-digit scoring games.
- 2022-23: Redshirted.
- High School: Listed as a four-star recruit by ESPN... Named Mr. Basketball in Illinois after averaging 16.4 points, 5.7 rebounds, 1.3 steals, and 61% field goal percentage his senior year... Dropped 19 points in the Illinois 4A state title game... Led his team to a #6 national ranking and a record of 37-1... Recorded 17.5 points and 6.5 rebound per game as a junior, and 15.7 points and 2.7 blocks per game as a sophomore.

#99 KHALIF BATTLE

6-5 • GR • G • Hillsdale, N.J.

- 2023-24: Totaled 1,343 points in 101 games at Arkansas, Temple, and Butler ... Last season at Arkansas, Battle averaged 14.8 points in 24.8 minutes per game ... Averaged 29.6 points and 6.3 rebounds through the final seven games of the season for the Razorbacks.
- 2022-23: Ranked 10th in the NCAA (1st in the AAC) in free throw percentage (.898) ... Ranked 4th in the AAC in scoring (17.9 ppg) ... Also ranked 2nd in 3-pointers made per game (2.85), 6th in 3-point percentage (.350) and 10th in free throws made (97) ... Led the team in scoring 15 times, led the team in rebounding five times and led the team in assists three times ... MVP of Basketball Hall of Fame Showcase.
- 2021-22: only played seven games ... was leading the AAC in scoring (21.4 ppg), and the team in field goal percentage (.538/2nd AAC), three-point percentage (.488/1st AAC) and threes per game (3.0/2nd AAC) at time of injury ... Led the team in scoring in six of his seven games ... Scored 20 or more points in five of the seven.
- 2020-21: Third Team All-American Athletic Conference ... Led team in scoring (15.0 ppg) while ranking second on the team in rebounding (6.4 rpg).
- Played in 11 games with four starts, averaging 31.4 mpg (2nd on the team) ... Had first collegiate double-double, scoring 22 points and grabbing 11 rebounds in a win over Tulsa ... Scored in double figures eight times.
- 2019-20: Played in 24 games, averaging 3.0 points, 1.0 rebounds and 10.9 minutes ... Posted double-figures in two games with a season-high of 11 points coming in the season-opening win over IUPUI ... Scored 10 points in the win over Southern, adding a season-high four rebounds.
- High School: Ranked as the 82nd-best prospect in the 2019 class by ESPN, as well No. 120 by Rivals and No. 126 by 247sports (all three rated him as a four-star recruit) ... Averaged 23.7 points per game as a senior ... Was the 2018-19 Times of Trenton Boys Basketball Player of the Year and the Trentonian's Area Player of the Year.

ZAGS

RECORDS WHEN ...

	24-25	Under Few
Leading at halftime	17-3	602-43
Trailing at halftime	0-4	110-99
Tied at halftime	1-0	21-9
Leading with 10:00 remaining	18-4	174-29*
Trailing with 10:00 remaining	0-3	39-79*
Tied with 10:00 remaining		6-6*
Leading with 5:00 remaining	17-4	537-26*
Trailing with 5:00 remaining	0-3	29-82*
Tied with 5:00 remaining	1-0	8-5*
In Overtime	0-3	23-15
GU outrebounds opponents	17-1	589-61
GU is outrebounded	0-6	113-80
Same amount of rebounds	1-0	21-9
GU commits more turnovers	3-3	259-91
Opponent commits more turnovers	15-3	153-46
Same amount of turnovers	0-1	49-11
GU has more fouls than opponent	6-3	154-88
Opponent has more fouls than GU	10-3	148-53
Same amount of fouls	2-1	46-9
GU shoots 50 percent or better	10-1	444-20
Opponent shoots 50 percent or better	1-2	37-39
GU shoots less than 50 percent	8-6	285-130
Opponent shoots less than 50 percent	17-5	682-111
GU shoots better than opponent	18-4	688-50
Opponent shoots better than GU	0-3	45-99
Same shooting percentage		3-0
GU has more free-throw attempts	12-2	552-61
Opponent has more free-throw atts	5-5	154-83
Same amount of free-throw attempts	1-0	24-6
GU bench outcores opponent bench	15-3	332-43*
Opponent bench outcores GU bench	3-3	224-64*
Benches score the same	0-1	16-5*
GU makes 10 or more three-pointers	7-1	164-16
GU makes 9 or less three-pointers	11-6	565-134
GU shoots above 75 FT percentage	14-3	310-57
GU shoots below 75 FT percentage	4-4	52-92
Games decided by 1-5 points	0-5	103-59
Games decided by 6-10 points	2-2	117-47
Games decided by 11-15 points	3-0	120-22
Games decided by 16 or more points	13-0	380-22
GU scores 50 or less		0-5
GU scores between 51-59	0-1	11-11
GU scores between 60-69	0-1	77-59
GU scores between 70-79	2-2	187-56
GU scores between 80-89	8-2	246-13
GU scores between 90-99	4-1	143-5
GU scores 100 or more	4-0	69-1
Opponent scores 50 or less	2-0	84-0
Opponent scores between 51-59	2-0	163-1
Opponent scores between 60-69	8-2	257-30
Opponent scores between 70-79	3-1	162-54
Opponent scores between 80-89	3-1	53-47
Opponent scores between 90-99	0-2	12-13
Opponent scores 100 or more	0-1	2-5
Vs. Top 25 Team	2-3	52-56
Vs. Top 10 Team	1-1	15-33
In November	7-1	133-21
In December	3-3	139-50
In January	6-2	184-21
In February	2-1	175-27
In March		104-28
In April		2-2
On Monday	3-0	75-11
On Tuesday	1-0	64-15
On Wednesday	3-1	55-13
On Thursday	3-1	178-28
On Friday	2-0	51-16
On Saturday	5-5	258-59
On Sunday	1-0	51-7

WHEN WAS THE LAST TIME ...

TEAM

Gonzaga Was Ranked (AP Poll)

No. 1	Mar. 14, 2022
Top 5 (2-5)	Nov. 25, 2024
Top 10 (6-10)	Dec. 9, 2024

Gonzaga Played a Ranked Opponent (AP Poll)

No. 1	vs. No. 1 Duke (89-87) on Nov. 21, 2018
Top 5	vs. No. 4 Kentucky (89-90) on Dec. 7, 2024
Top 10	vs. No. 4 Kentucky (89-90) on Dec. 7, 2024
Top 25	vs. No. 22 UCLA (62-65) on Dec. 28, 2024

Gonzaga Beat a Ranked Opponent (AP Poll)

Top 5	vs. No. 4 Alabama (100-90) on Dec. 17, 2022
Top 10	vs. No. 8 Baylor (101-63) on Nov. 4, 2024
Top 25	vs. No. 14 Indiana (89-73) on Nov. 28, 2024

100 Points by a Team

By Gonzaga	105, at Portland (1/25/25)
By Opponent	103 by Santa Clara (1/18/25)

30-39 Point Win

By Gonzaga	98-60, Oregon State (1/28/25)
By Opponent	76-41, vs. Duke (12/19/09)

Overtime Game

Gonzaga Win	93-90 vs. UCLA (4/3/21)
Gonzaga Loss	97-89 at Oregon State (1/16/25)

Double Overtime Game

Gonzaga Win	90-86 vs. Stanford (1/31/07)
Gonzaga Loss	105-111 vs. Florida (1/24/17)

Won The Game In The Final Seconds

By Gonzaga	Julian Strawther three pointer at 7.2 seconds Gonzaga defeated UCLA 79-76 (3/23/23)
By Opponent	Roosevelt Jones layup at 0.2 seconds Butler defeated Gonzaga 64-63 (1/19/13)

Made Fewer Than 20 Field Goals

By Gonzaga	19, UCLA (11/22/23)
By Opponent	19, by Loyola Marymount (2/6/25)

Had 70+ Field Goal Attempts

By Gonzaga	72, at Oregon State (1/16/25)
By Opponent	75, by Nicholls (12/18/24)

Made 10+ Three-Point Field Goals

By Gonzaga	12, at Portland (1/25/25)
By Opponent	18, by Santa Clara (1/18/25)

Had 30+ Three-Point Field Goals Attempts

By Gonzaga	31, San Diego (1/8/25)
By Opponent	38, by Santa Clara (1/18/25)

Shot 20 Percent or Less From 3-Point Line

By Gonzaga	.111 (2-of-18), Loyola Marymount (2/6/25)
By Opponent	.182 (4-of-22), by Loyola Marymount (2/6/25)

Made 5 or Fewer Free Throws

By Gonzaga	5, vs. UCLA (12/28/24)
By Opponent	3, by Washington State (1/11/25)

Shot Over 90 Percent From The Foul Line

By Gonzaga	.913, (21-of-23), Loyola Marymount (2/6/25)
By Opponent	.917, (11-of-12), by Arizona State (11/10/24)

Shot 100 Percent From The Foul Line

By Gonzaga	19-of-19, Washington (12/5/18)
By Opponent	9-of-9, by CSU Bakersfield (11/28/23)

Had 20-29 Assists

By Gonzaga	31, at Portland (1/25/25)
By Opponent	20, by Washington State (1/11/25)

Had 20+ Turnovers

By Gonzaga	20, at Texas (11/16/22)
By Opponent	25, by UMass Lowell (11/15/24)

Committed 10 or Fewer Turnovers

By Gonzaga	9, at Pacific (2/8/25)
By Opponent	9, by Oregon State (1/16/25)

INDIVIDUAL

30-39 Points by a Player

By Gonzaga	32, Anton Watson, vs. Santa Clara (1/11/24)
By Opp.	35, Tyeree Bryan, Santa Clara (1/18/25)

Two Players Scored 20 or More Points

By Gonzaga	Khalif Battle (23) & Graham Ike (22), Oregon State (1/28/25)
By Opp.	Tyeree Bryan (35) & Adama Bal (20), by Santa Clara (1/18/25)

10+ Field Goals Made by a Player

By Gonzaga	10, Graham Ike, at Saint Mary's (2/1/25)
By Opp.	13, Tyeree Bryan, Santa Clara (1/18/25)

20-29 Field Goal Attempts by a Player

By Gonzaga	20, Graham Ike, at Saint Mary's (3/2/24)
By Opp.	21, Tyeree Bryan, Santa Clara (1/18/25)

Player Shot .800 With 10+ Field Goals Attempts

By Gonzaga	10-of-12 (.833), Graham Ike, Oregon State (1/28/25)
By Opp.	11-of-13 (.846), Oumar Ballo, Indiana (11/28/24)

5+ 3pt Field Goals Made by a Player

By Gonzaga	6, Nolan Hickman, Santa Clara (1/18/25)
By Opp.	7, Tyeree Bryan, Santa Clara (1/18/25)

10+ 3pt Field Goal Attempts by a Player

By Gonzaga	10, Nolan Hickman, Santa Clara (1/18/25)
By Opp.	12, Mikey Lewis, Saint Mary's (2/1/25)

10+ Free Throws Made by a Player

By Gonzaga	15, Khalif Battle, Loyola Marymount (2/6/25)
By Opp.	10, Liam McNeely, UConn (12/14/24)

10+ Free Throws Attempted by a Player

By Gonzaga	15, Khalif Battle, Loyola Marymount (2/6/25)
By Opp.	10, Maxime Logue, Oregon State (1/28/25)

15+ Free Throws Attempted by a Player

By Gonzaga	15, Khalif Battle, Loyola Marymount (2/6/25)
By Opp.	15, Logan Johnson, Saint Mary's (2/25/23)

Player Shot 1.000 With 10+ Free Throw Attempts

By Gonzaga	10-of-10, Zach Norvell Jr., Idaho State (11/6/18)
By Opp.	11-of-11, Jordan Ford, Saint Mary's (3/10/20)

10+ Rebounds by a Player

By Gonzaga	10, Graham Ike, Loyola Marymount (2/6/25)
By Opp.	11, Mitchell Saxen, Saint Mary's (2/1/25)

15+ Rebounds by a Player

By Gonzaga	19, Graham Ike, San Diego (1/8/25)
By Opp.	15, Mitchell Saxen, Saint Mary's (3/12/24)

Two Players with 10 or More Rebounds

By Gonzaga	13, Anton Watson & 10, Graham Ike, McNeese State (3/21/24)
By Opp.	11, Mitchel Saxen & 10, Kyle Bowen, Saint Mary's (2/4/23)

5+ Offensive Rebounds by a Player

By Gonzaga	5, Braden Huff, Loyola Marymount (2/6/25)
By Opp.	5, Luke Barrett, Saint Mary's (2/1/25)

10+ Assists by a Player

By Gonzaga	12, Ryan Nembhard, at Saint Mary's (2/1/25)
By Opp.	15, Braden Smith, Purdue (3/29/24)

5+ Blocked Shots by a Player

By Gonzaga	7, Chet Holmgren, vs. Georgia State (3/17/22)
By Opp.	5, Magoon Gwath, San Diego State (11/18/24)

5+ Steals by a Player

By Gonzaga	5, Ryan Nembhard, vs. Indiana (11/28/24)
By Opp.	5, Jevon Porter, Pepperdine (1/4/24)

Double-Double by a Player

By Gonzaga	11/12, Ryan Nembhard, at Saint Mary's (2/1/25)
By Opp.	22/10, Basheer Jihad, Arizona State (11/10/24)



2024-25 SEASON AND CAREER HIGHS



SEASON	19, at San Diego State, 11/18/24	Points	30, Baylor, 3/19/23	CAREER
	6, 3x, last at Oregon State, 1/16/25	Rebounds	11, 2x, last at DePaul, 3/4/23	
	15, Santa Clara, 1/18/25	Assists	15, Santa Clara, 1/18/25	
	5, vs. Indiana, 11/28/24	Steals	5, vs. Indiana, 11/28/24	
	1, 2x, last Portland, 1/2/25	Blocks	1, 7x, last Portland, 1/2/25	
	44, at Oregon State, 1/16/25	Minutes	47, at Providence, 2/14/23	

0

RYAN NEMBHARD SR | G | 6-0 | 180 | Aurora, ON | Montverde Academy



SEASON	20, at Portland, 1/25/25	Points	31, UNLV, 11/17/23	CAREER
	15, Portland, 1/2/25	Rebounds	17, 2x, last vs Pacific, 3/7/24	
	2, 4x, last Washington State, 1/11/25	Assists	5, 2x, last Idaho State, 11/28/23	
	3, Arizona State, 11/10/24	Steals	4, Idaho State, 11/28/23	
	2, Nicholls, 12/18/24	Blocks	2, 6x, last Nicholls, 12/18/24	
	32, vs. Indiana, 11/28/24	Minutes	40, 5x, last vs San Diego, 3/8/24	

1


MICHAEL AJAYI SR | G | 6-7 | 228 | Kent, WA | Pepperdine



SEASON	12, Portland, 1/2/25	Points	15, USC, 12/2/23	CAREER
	6, 4x, last San Diego, 1/8/25	Rebounds	8, UCLA, 11/22/23	
	2, 5x, last Oregon State, 1/28/25	Assists	5, 2x, last at San Diego, 1/20/24	
	3, 2x, last Washington State, 1/11/25	Steals	3, 2x, last Washington State, 1/11/25	
	2, Washington State, 1/11/25	Blocks	2, 5x, last Washington State, 1/11/25	
	30, vs. UCLA, 12/28/24	Minutes	40, UCLA, 11/22/23	

4

DUSTY STROMER SO | G | 6-6 | 200 | Sherman Oaks, CA | Notre Dame



SEASON	8, at Portland, 1/25/25	Points	19, UT-Arlington, 1/4/24	CAREER
	5, at Pacific, 2/8/25	Rebounds	13, 2x, last vs CSU Bakersfield, 11/22/23	
	5, at Portland, 1/25/25	Assists	8, at Loyola Marymount, 12/29/23	
	2, 3x, last at Saint Mary's, 2/1/25	Steals	5, vs UT-Arlington, 3/15/24	
	1, 6x, last LMU, 2/6/25	Blocks	1, 14x, last LMU, 2/6/25	
	28, at Saint Mary's, 2/1/25	Minutes	40, 3x, Grand Canyon, 2/22/24	

5


EMMANUEL INNOCENTI SO | F | 6-5 | 198 | Ranzanico, Italy | Tarleton State



SEASON		Points		CAREER
		Rebounds		
		Assists		
		Steals		
		Blocks		
		Minutes		

7


CADE ORNESS FR | G | 6-3 | 185 | Poulsbo, WA | North Kitsap



SEASON	3, Long Beach State, 11/20/24	Points	3, Long Beach State, 11/20/24	CAREER
	2, 2x, last Long Beach State, 11/20/24	Rebounds	2, 2x, last Long Beach State, 11/20/24	
		Assists		
	1, UMass Lowell, 11/15/24	Steals	1, UMass Lowell, 11/15/24	
		Blocks		
	4, UMass Lowell, 11/15/24	Minutes	4, UMass Lowell, 11/15/24	

10

JOAQUIM ARAUZMOORE RFR | G | 6-1 | 175 | Ross, CA | Branson



SEASON	24, Santa Clara, 1/18/25	Points	24, 2x, last Santa Clara, 1/18/25	CAREER
	7, Washington State, 1/11/25	Rebounds	7, 2x, last Washington State, 1/11/25	
	5, 2x, last at Pepperdine, 12/30/24	Assists	8, Baylor, 12/2/22	
	4, 2x, last at Pacific, 2/8/25	Steals	4, 2x, last at Pacific, 2/8/25	
	2, 2x, last at Portland, 1/25/25	Blocks	2, 6x, last at Portland, 1/25/25	
	38, 4x, last Santa Clara, 1/18/25	Minutes	40, 7x, last USF, 3/11/24	

11

NOLAN HICKMAN SR | G | 6-2 | 190 | Seattle, WA | Wasatch Academy



SEASON	28, vs. Kentucky, 12/7/24	Points	35, vs. Denver, 12/2/21	CAREER
	19, San Diego, 1/8/25	Rebounds	19, San Diego, 1/8/25	
	4, 2x, last at Portland, 1/25/25	Assists	4, 2x, last at Portland, 1/25/25	
	2, 3x, last Oregon State, 1/28/25	Steals	4, 2x, last Syracuse, 11/21/23	
	2, 2x, last Oregon State, 1/28/25	Blocks	2, 10x, last Oregon State, 1/28/25	
	35, vs. Kentucky, 12/7/24	Minutes	40, 2x, last at Colo St., 2/23/22	

13

GRAHAM IKE RSR | F | 6-9 | 250 | Aurora, CO | Wyoming

CAREER SUPERLATIVES

PLAYED/STARTED	2024-25	CAREER STREAK
Ben Gregg	25-13	131-32 11
Nolan Hickman	25-24	129-95 12
Khalif Battle	25-22	126-54 2
Ryan Nembhard	25-25	124-124 124
Graham Ike	25-24	105-99 4
Steele Venters	-	84-67 -
Braden Huff	25-1	60-1 -
Dusty Stromer	24-1	59-17 -
Michael Ajayi	24-13	57-46 -
Emmanuel Innocenti	22-3	56-36 -
Joe Few	10-0	38-0 -
Jun Seok Yeo	11-0	36-1 -
Ismaila Diagne	5-0	5-0 -
Joaquim Arauzmoore	3-0	3-0 -
Noah Haaland	2-0	2-0 -

DOUBLE-DIGIT GAMES

	2024-25	CAREER
Graham Ike	20	88
Ryan Nembhard	16	83
Khalif Battle	17	76
Nolan Hickman	14	60
Steele Venters		55
Ben Gregg	11	34
Michael Ajayi	6	34
Braden Huff	15	30
Emmanuel Innocenti		8
Dusty Stromer	3	8
Jun Seok Yeo		1

REBOUNDS

	2024-25	CAREER
Graham Ike	5	30
Michael Ajayi	3	22
Ben Gregg	3	6
Emmanuel Innocenti		4
Ryan Nembhard		4
Khalif Battle		3

20+ POINTS

	2024-25	CAREER
Graham Ike	11	42
Khalif Battle	7	41
Steele Venters		19
Michael Ajayi	1	12
Ryan Nembhard		10
Nolan Hickman	1	7
Braden Huff	2	5
Ben Gregg	3	4

8+ REBOUNDS


	2024-25	CAREER
Graham Ike	12	54
Michael Ajayi	7	31
Ben Gregg	7	17
Emmanuel Innocenti		9
Steele Venters		7
Ryan Nembhard		6
Khalif Battle		6
Braden Huff	1	3
Dusty Stromer		1

5+ ASSISTS

	2024-25	CAREER
Ryan Nembhard	24	88
Nolan Hickman	2	15
Emmanuel Innocenti	1	7
Steele Venters		4
Khalif Battle		4
Ben Gregg	2	4
Michael Ajayi		2
Dusty Stromer		2

3+ BLOCKS

	2024-25	CAREER
Ben Gregg		3
Braden Huff	1	3
Khalif Battle		1
Steele Venters		1



SEASON


14

GRAYDON LEMKE FR | F | 6-10 | 190 | Las Vegas, NV | Faith Lutheran**Points**
Rebounds
Assists
Steals
Blocks
Minutes

CAREER

3, at Pacific, 2/8/25
1, 3x, last at Pacific, 2/8/25
1, 3x, last at Portland, 1/25/25
1, Baylor, 11/4/24
4, Portland, 1/2/25

Points 3, 2x, last at Pacific, 2/8/25
Rebounds 2, 2x, last vs. MVST, 12/11/23
Assists 2, 3x, last vs. MVST, 12/11/23
Steals 3, vs. Eastern Oregon, 11/14/23
Blocks 1, vs. Eastern Oregon, 11/14/23
Minutes 14, vs. Eastern Oregon, 11/14/23



SEASON

15

JOE FEW RJR | G | 6-0 | 170 | Spokane, WA | Gonzaga Prep

8, UMass Lowell, 11/15/24
2, at Portland, 1/25/25
1, UMass Lowell, 11/15/24
1, UMass Lowell, 11/15/24
8, UMass Lowell, 11/15/24

Points 10, vs. Arkansas-Pine Bluff, 12/5/23
Rebounds 7, vs. Eastern Oregon, 11/14/23
Assists 4, vs. Eastern Oregon, 11/14/23
Steals 1, 3x, last UMass Lowell, 11/15/24
Blocks 2, vs. Mississippi Valley St., 12/11/23
Minutes 23, vs. Miss. Valley St., 12/11/23

CAREER



SEASON

22

JUN SEOK YEO JR | F | 6-8 | 218 | Seoul, South Korea | Korea University

5, 2x, last Long Beach State, 11/20/24
2, Long Beach State, 11/20/24
3, Long Beach State, 11/20/24
2, UMass Lowell, 11/15/24
9, Long Beach State, 11/20/24

Points 5, 2x, last Long Beach State, 11/20/24
Rebounds 2, Long Beach State, 11/20/24
Assists
Steals 3, Long Beach State, 11/20/24
Blocks 2, UMass Lowell, 11/15/24
Minutes 9, Long Beach State, 11/20/24

CAREER



SEASON


24

ISMAILA DIAGNE FR | C | 7-0 | 237 | Nguekhokhe, Senegal

24, 2x, last at Portland, 1/25/25
13, at Oregon State, 1/16/25
5, 3x, last at Pacific, 2/8/25
4, Portland, 1/2/25
1, 13x, last LMU, 2/6/25
35, San Diego, 1/8/25

Points 24, 2x, last at Portland, 1/25/25
Rebounds 13, at Oregon State, 1/16/25
Assists 5, 5x, last at Pacific, 2/8/25
Steals 4, 2x, last Portland, 1/2/25
Blocks 3, 3x, last vs. LMU, 1/30/24
Minutes 38, vs. Saint Mary's, 3/12/24

CAREER



SEASON


33

BEN GREGG SR | F | 6-10 | 230 | Clackamas, OR | Clackamas

25, Nicholls, 12/18/24
8, LMU, 2/6/25
4, vs. Davidson, 11/29/24
1, 7x, last at Pacific, 2/8/25
3, UMass Lowell, 11/15/24
30, vs. West Virginia, 11/27/24

Points 26, at San Diego, 1/20/24
Rebounds 9, 2x, last vs Jackson State, 12/20/23
Assists 4, vs. Davidson, 11/29/24
Steals 3, vs. Mississippi Valley St., 12/11/23
Blocks 3, 3x, last UMass Lowell, 11/15/24
Minutes 30, vs. West Virginia, 11/27/24

CAREER



SEASON

34

BRADEN HUFF RSO | F | 6-10 | 250 | Glen Ellyn, IL | Glenbard West

2, UMass Lowell, 11/15/24
4, UMass Lowell, 11/15/24

Points
Rebounds 2, UMass Lowell, 11/15/24
Assists
Steals
Blocks
Minutes 4, UMass Lowell, 11/15/24

CAREER



SEASON

35

NOAH HAALAND RJR | F | 6-9 | 245 | Rathdrum, ID | Allan Hancock College

26, at LMU, 1/4/25
7, Arizona State, 11/10/24
3, 3x, last at Pepperdine, 12/30/24
3, 4x, last Oregon State, 1/28/25
1, Baylor, 11/4/24
39, at Oregon State, 1/16/25

Points 42, Missouri, 2/24/24
Rebounds 11, Tulsa, 1/26/21
Assists 6, Maryland-Eastern Shore, 12/20/22
Steals 4, 2x, last Md-Eastern Shore, 12/20/22
Blocks 3, LSU, 3/6/24
Minutes 40, 5x, vs S Carolina, 3/14/24

CAREER



SEASON

99

KHALIF BATTLE GR | G | 6-5 | 185 | Hillside, NJ | Arkansas

3+ STEALS	2024-25	CAREER
Ryan Nembhard	5	14
Emmanuel Innocenti		11
Khalif Battle	4	7
Ben Gregg	2	7
Steele Venters		6
Nolan Hickman	2	6
Michael Ajayi	1	3
Graham Ike		3
Dusty Stromer	2	2
Ismaila Diagne	1	1
Braden Huff		1
Joe Few		1

DOUBLE-DOUBLE TRACKER	2024-25	CAREER
Graham Ike	4	27
Ryan Nembhard	10	20
Michael Ajayi	1	19
Ben Gregg	2	4
Khalif Battle		3
Emmanuel Innocenti		1

CURRENT STREAKS

Overall	Won 2
Unranked teams anywhere	Won 2
Ranked teams anywhere	Lost 3
Home	Won 2
Home WCC	Won 2
Home non-conference	Won 5
Home unranked non-conference	Won 5
Home ranked teams	Won 6
Home unranked teams	Won 2
Road	Won 1
Road WCC	Won 1
Road ranked teams	Won 2
Road unranked teams	Won 1
Neutral	Lost 3
Neutral ranked teams	Lost 3
Neutral unranked teams	Won 1

UNIFORM RECORDS

	2024-25	16-17	08-09
White	13-2	174-17	330-37
Gonzaga	7-2	142-13	298-33
ZAGS Throwback	6-0	32-4	32-4
Gray	0-0	9-2	9-2
Navy	5-3	52-9	101-31
Black	0-2	28-8	52-17
Teal	0-0	4-0	5-0
Royal Blue	0-0	1-0	1-0

Consecutive Made Free Throws (active streak)

Nolan Hickman	22
Khalif Battle	21
Graham Ike	5
Ben Gregg	4
Dusty Stromer	3
Ismaila Diagne	2
Steele Venters	2
Emmanuel Innocenti	1
Joe Few	1

Consecutive Games with a Three-Point Field Goal

Ryan Nembhard	3/27
Khalif Battle	2/23
Nolan Hickman	1/12
Michael Ajayi	0/13
Ben Gregg	0/8
Braden Huff	0/4
Graham Ike	0/3
Emmanuel Innocenti	0/5
Jun Seok Yeo	0/1
Dusty Stromer	0/5
Steele Venters	0/18

* First number is active streak, second is career longest streak





STARTERS

Nov. 4 - Baylor	Nembhard	Hickman	Battle	Gregg	Ike
Nov. 10 - Arizona State	Nembhard	Hickman	Battle	Gregg	Ike
Nov. 16 - UMass Lowell	Nembhard	Hickman	Battle	Ajayi	Ike
Nov. 18 - San Diego State	Nembhard	Hickman	Battle	Ajayi	Ike
Nov. 20 - Long Beach State	Nembhard	Hickman	Battle	Ajayi	Ike
Nov. 27 - West Virginia	Nembhard	Hickman	Battle	Ajayi	Ike
Nov. 28 - Indiana	Nembhard	Hickman	Battle	Ajayi	Ike
Nov. 29 - Davidson	Nembhard	Hickman	Battle	Ajayi	Ike
Dec. 7 - Kentucky	Nembhard	Hickman	Battle	Ajayi	Ike
Dec. 14 - UConn	Nembhard	Hickman	Battle	Ajayi	Ike
Dec. 18 - Nicholls	Nembhard	Hickman	Battle	Ajayi	Ike
Dec. 21 - Bucknell	Nembhard	Hickman	Battle	Ajayi	Ike
Dec. 28 - UCLA	Nembhard	Stromer	Battle	Ajayi	Ike
Dec. 30 - Pepperdine	Nembhard	Hickman	Battle	Ajayi	Ike
Jan. 2 - Portland	Nembhard	Hickman	Battle	Gregg	Ike
Jan. 4 - Loyola Marymount	Nembhard	Hickman	Battle	Gregg	Ike
Jan. 8 - San Diego	Nembhard	Hickman	Battle	Gregg	Ike
Jan. 11 - Washington State	Nembhard	Hickman	Battle	Gregg	Ike
Jan. 16 - Oregon State	Nembhard	Hickman	Battle	Gregg	Ike
Jan. 18 - Santa Clara	Nembhard	Hickman	Battle	Gregg	Ike
Jan. 25 - Portland	Nembhard	Hickman	Innocenti	Gregg	Huff
Jan. 28 - Oregon State	Nembhard	Hickman	Innocenti	Gregg	Ike
Feb. 1 - Saint Mary's	Nembhard	Hickman	Innocenti	Gregg	Ike
Feb. 6 - Loyola Marymount	Nembhard	Hickman	Battle	Gregg	Ike
Feb. 8 - Pacific	Nembhard	Hickman	Battle	Gregg	Ike

	POINTS BREAKDOWN							GAME TRENDS	
	Off Turnovers	2nd Chance	In Paint	Fast Break	Bench	Ties	Leads	Largest Deficit	
Nov. 4 - Baylor	17-9	17-8	48-36	19-8	42-19	0	2	14 (18-32) 7:41, 1st	Feb. 1 - St. Mary's
Nov. 10 - Arizona State	11-10	6-9	32-42	19-9	36-19	15	8		
Nov. 15 - UMass Lowell	32-10	7-3	60-20	36-2	48-12	0	0	Largest Deficit Overcome	
Nov. 18 - San Diego State	8-12	14-5	32-30	10-8	20-21	2	0	14 (18-32) 7:41, 1st	Feb. 1 - St. Mary's
Nov. 20 - Long Beach State	20-6	20-12	36-22	9-6	32-11	0	0	- GU regained lead 39-38 (16:13, 2nd)	
Nov. 27 - West Virginia	10-12	14-11	30-28	9-8	30-2	7	14	Largest Deficit Overcome in Win	
Nov. 28 - Indiana	12-18	23-4	46-40	8-17	18-17	1	2	6 (1-7 16:41, 1st)	Nov. 10 - Arizona State
Nov. 29 - Davidson	15-9	12-0	58-24	12-0	48-27	4	1	- GU regained lead 9-8 (14:42, 1st)	
Dec. 7 - Kentucky	14-10	9-16	44-48	8-4	22-20	1	7	6 (5-11 14:41, 1st)	Dec. 18 - Nicholls
Dec. 14 - UConn	12-12	9-11	38-34	8-12	17-26	4	4	- GU regained lead 26-25 (5:56, 1st)	
Dec. 18 - Nicholls	9-15	10-7	52-28	21-8	48-16	3	5	6 (13-19 13:20, 1st)	Jan. 11 - Washington State
Dec. 21 - Bucknell	24-14	16-8	38-20	8-12	32-22	1	4	- GU regained lead 26-24 (5:31, 1st)	
Dec. 28 - UCLA	8-18	9-8	34-8	15-2	17-17	8	3	Games Trailed at Half	
Dec. 30 - Pepperdine	17-16	21-14	64-34	14-23	35-5	2	4	40-43	Dec. 14 - UConn
Jan. 2 - Portland	15-4	12-6	36-32	19-11	32-13	1	1	25-27	Dec. 28 - UCLA
Jan. 4 - Loyola Marymount	17-2	9-6	56-18	16-6	24-13	1	1	45-46	Jan. 16 - Oregon State
Jan. 8 - San Diego	10-9	11-5	36-22	20-6	19-34	1	4	28-36	Feb. 1 - St. Mary's
Jan. 11 - Washington State	20-18	19-8	46-46	15-11	18-19	3	11		
Jan. 16 - Oregon State	8-19	17-2	38-30	11-7	9-15	10	14		
Jan. 18 - Santa Clara	20-14	10-10	44-36	27-14	25-19	6	12		
Jan. 25 - Portland	26-8	15-12	58-22	21-3	46-11	1	1		
Jan. 28 - Oregon State	23-4	22-7	40-28	15-3	48-15	3	0		
Feb. 1 - Saint Mary's	9-7	4-9	34-18	7-2	11-18	6	6		
Feb. 6 - Loyola Marymount	14-8	9-11	42-20	12-7	16-15	8	8		
Feb. 8 - Pacific	12-11	7-7	38-32	11-5	30-14				
TOTALS	384-275	322-193	1076-722	370-194	723-420				
AVERAGE PER GAME	15.4-11.0	12.9-7.7	43.0-28.9	14.8-7.8	28.9-16.8				



2024-25 Gonzaga Men's Basketball

Gonzaga Team Game-by-Game Comparison (as of Feb 08, 2025)

All games

Opponent	1st	2nd	Score	Mar	Total FG	FG Pct	3-Pointers	3FG Pct	Free Throws	FT Pct	Rebounds	Assist	T/Over	Block	Steal	Fouls
BAYLOR	49/30	52/33	101-63	+38	40-71/23-62	.563/.371	13-31/3-21	.419/.143	8-13/14-20	.615/.700	46/32 +14	24/11	11/12	3/4	8/8	18/14
ARIZONA ST.	38/38	50/42	88-80	+8	31-62/30-63	.500/.476	8-24/9-29	.333/.310	18-22/11-12	.818/.917	38/29 +9	22/8	8/10	1/3	8/5	10/18
UMASS LOWELL	49/27	64/27	113-54	+59	41-76/18-50	.539/.360	10-22/3-16	.455/.188	21-27/15-20	.778/.750	46/29 +17	21/6	9/25	7/2	16/4	20/19
San Diego St.	40/31	40/36	80-67	+13	24-57/23-61	.421/.377	5-20/8-25	.250/.320	27-31/13-18	.871/.722	39/33 +6	14/10	8/11	2/9	6/4	21/22
LONG BEACH ST.	40/24	44/17	84-41	+43	29-63/17-54	.460/.315	9-27/2-20	.333/.100	17-24/5-11	.708/.455	44/35 +9	14/6	4/16	2/4	7/3	15/20
West Virginia	39/31	32/40	78-86	(8)	26-65/26-63	.400/.413	7-21/11-35	.333/.314	19-22/23-26	.864/.885	36/42 (6)	20/12	13/13	3/8	7/7	18/17
Indiana	57/39	32/34	89-73	+16	31-64/27-59	.484/.458	6-20/4-18	.300/.222	21-22/15-22	.955/.682	42/27 +15	20/17	13/12	2/4	9/8	22/22
Davidson	42/31	48/34	90-65	+25	35-64/24-56	.547/.429	6-16/6-24	.375/.250	14-15/11-16	.933/.688	40/23 +17	24/17	9/10	3/3	7/3	16/16
Kentucky	50/34	29/45	89-90	(1)	33-71/34-75	.465/.453	6-27/7-25	.222/.280	17-24/15-18	.708/.833	42/43 (1)	17/17	6/7	2/4	2/1	15/21
UConn	40/43	31/34	71-77	(6)	25-57/27-59	.439/.458	6-16/5-24	.375/.208	15-19/18-21	.789/.857	34/35 (1)	13/16	10/8	3/4	4/4	17/19
NICHOLLS	43/29	59/43	102-72	+30	35-54/27-75	.648/.360	8-17/10-33	.471/.303	24-27/8-11	.889/.727	43/27 +16	23/13	15/10	6/1	6/3	10/22
BUCKNELL	38/27	48/38	86-65	+21	34-71/24-59	.479/.407	12-35/10-31	.343/.323	6-9/7-10	.667/.700	41/34 +7	21/9	12/19	2/1	11/7	16/10
UCLA	25/27	37/38	62-65	(3)	25-55/20-55	.455/.364	7-24/12-24	.292/.500	5-8/13-18	.625/.722	32/37 (5)	17/16	15/14	2/3	3/9	15/15
Pepperdine	50/32	39/50	89-82	+7	36-66/32-68	.545/.471	2-15/9-29	.133/.310	15-19/9-10	.789/.900	36/33 +3	15/20	13/15	4/1	9/8	15/16
PORTLAND	35/17	46/33	81-50	+31	29-68/21-63	.426/.333	11-24/4-25	.458/.160	12-16/4-6	.750/.667	47/36 +11	20/10	7/15	3/5	10/3	11/17
LMU (CA)	46/28	50/40	96-68	+28	38-72/21-55	.528/.382	7-16/8-24	.438/.333	13-14/18-25	.929/.720	39/32 +7	16/10	6/14	2/2	8/3	21/15
SAN DIEGO	47/34	46/46	93-80	+13	28-62/28-67	.452/.418	10-31/11-33	.323/.333	27-33/13-16	.818/.813	48/31 +17	19/7	11/9	2/5	4/7	15/24
WASHINGTON ST.	40/37	48/38	88-75	+13	34-61/32-60	.557/.533	10-21/8-21	.476/.381	10-13/3-8	.769/.375	31/28 +3	20/20	13/16	4/3	6/8	12/17
Oregon St.	45/46	38/37	89-97	(8)	30-72/31-53	.417/.585	9-25/6-14	.360/.429	20-25/29-37	.800/.784	41/28 +13	19/11	12/9	2/4	7/8	24/18
SANTA CLARA	45/44	54/59	99-103	(4)	36-66/36-67	.545/.537	10-28/18-38	.357/.474	17-23/13-19	.739/.684	30/38 (8)	28/19	10/14	3/1	11/6	13/19
Portland	49/29	56/33	105-62	+43	42-67/20-58	.627/.345	12-22/7-24	.545/.292	9-13/15-19	.692/.789	37/29 +8	31/13	7/15	6/3	10/6	18/15
OREGON ST.	50/30	48/30	98-60	+38	33-60/21-55	.550/.382	9-17/6-23	.529/.261	23-27/12-19	.852/.632	38/32 +6	19/9	6/13	4/5	10/3	20/18
Saint Mary's (CA)	28/36	30/26	58-62	(4)	24-55/21-55	.436/.382	3-17/9-25	.176/.360	7-13/11-22	.538/.500	34/40 (6)	17/16	9/11	2/4	7/4	20/15
LMU (CA)	27/24	46/29	73-53	+20	25-58/19-55	.431/.345	2-18/4-22	.111/.182	21-23/11-16	.913/.688	43/30 +13	13/5	7/11	3/4	4/4	15/18
Pacific	35/20	43/41	78-61	+17	25-58/22-55	.431/.400	5-22/5-20	.227/.250	23-26/12-20	.885/.600	37/37 -	19/5	9/15	2/5	8/4	16/22

Note: Game totals are displayed in the format TEAM/OPPONENT for each category

BEST WINNING PERCENTAGE SINCE 2010-11			
	W	L	Pct.
1. <i>Gonzaga</i>	425	70	0.859
2. Kansas	405	100	0.802
3. Duke	388	107	0.784
4. Arizona	374	114	0.766
5. Kentucky	375	120	0.758
BEST WINNING PERCENTAGE LAST TEN SEASONS			
	W	L	Pct.
1. <i>Gonzaga</i>	313	43	0.879
2. Kansas	282	74	0.792
3. Duke	273	80	0.773
4. Virginia	258	76	0.772
5. Houston	264	79	0.770
MOST WINS LAST FIVE SEASONS			
	W	L	Pct.
1. <i>Gonzaga</i>	148	21	0.876
2. Houston	148	27	0.846
3. Kansas	134	37	0.784
4. San Diego State	134	34	0.798
5. Baylor	128	35	0.785
MOST WINS SINCE 2016-17			
	W	L	Pct.
1. <i>Gonzaga</i>	250	32	.887
2. Houston	229	50	.821
3. Kansas	222	60	.787
4. Duke	213	65	.766
5. Purdue	208	68	.754
BEST HOME PERCENTAGE LAST FIVE SEASONS			
	W	L	Pct.
1. <i>Gonzaga</i>	73	3	.961
2. Houston	78	5	.940
3. Kansas	74	5	.937
4. San Diego State	70	6	.921
5. Liberty	74	7	.914
BEST TRUE ROAD PERCENTAGE LAST FIVE SEASONS			
	W	L	Pct.
1. <i>Gonzaga</i>	37	6	.860
2. Saint Mary's	29	12	.707
3. Houston	36	15	.706
4. Vermont	45	19	.703
5. San Diego State	36	17	.679
MOST NCAA TOURNAMENT WINS LAST 10 SEASONS			
	W	L	
1. <i>Gonzaga</i>	27	9	
2. UNC	23	7	
3. Duke	23	7	
4. Villanova	21	5	
5. Kansas	21	8	
MOST NCAA TOURNAMENT WINS LAST 5 SEASONS			
	W	L	
1. <i>Gonzaga</i>	15	5	
2. Houston	13	5	
3. UConn	11	2	
Duke	11	4	
5. Baylor	10	4	
Kansas	10	4	
BEST FIELD GOAL PERCENTAGE LAST FIVE SEASONS			
	FGM	FGA	Pct.
1. <i>Gonzaga</i>	5480	10448	0.525
2. South Dakota St.	4436	9079	0.489
3. Wright State	4678	9646	0.485
MOST POINTS PER GAME LAST FIVE SEASONS			
	Points	Avg.	
1. <i>Gonzaga</i>	169	14732	
2. Alabama	170	14084	
3. Arizona	166	13516	
MOST POINTS PER GAME LAST THREE SEASONS			
	Wins	Seasons	
1. Gonzaga	8888	88.0	
2. Alabama	8279	80.4	
3. Iowa	8232	82.3	
** All numbers entering the 2024-25 season			



Team High/Low Analysis
All games

Page 1/4
as of Feb 09, 2025

Gonzaga - Game Highs

POINTS	113		UMass Lowell (11/15/2024)
	105		at Portland (01/25/2025)
	102		Nicholls (12/18/2024)
	101		Baylor (11/04/2024)
	99		Santa Clara (01/18/2025)
FIELD GOALS MADE	42		at Portland (01/25/2025)
	41		UMass Lowell (11/15/2024)
FIELD GOAL ATTEMPTS	76		UMass Lowell (11/15/2024)
	72		at Oregon St. (01/16/2025)
	72		at LMU (CA) (01/04/2025)
FIELD GOAL PERCENTAGE	.648	(35-54)	Nicholls (12/18/2024)
	.627	(42-67)	at Portland (01/25/2025)
3 PT FG MADE	13		Baylor (11/04/2024)
	12		at Portland (01/25/2025)
	12		Bucknell (12/21/2024)
3 PT FG ATTEMPTS	35		Bucknell (12/21/2024)
	31		San Diego (01/08/2025)
	31		Baylor (11/04/2024)
3 PT FG PERCENTAGE	.545	(12-22)	at Portland (01/25/2025)
	.529	(9-17)	Oregon St. (01/28/2025)
FREE THROWS MADE	27		San Diego (01/08/2025)
	27		at San Diego St. (11/18/2024)
FREE THROW ATTEMPTS	33		San Diego (01/08/2025)
	31		at San Diego St. (11/18/2024)
FREE THROW PERCENTAGE	.955	(21-22)	vs Indiana (N) (11/28/2024)
	.933	(14-15)	vs Davidson (N) (11/29/2024)
REBOUNDS	48		San Diego (01/08/2025)
	47		Portland (01/02/2025)
ASSISTS	31		at Portland (01/25/2025)
	28		Santa Clara (01/18/2025)
STEALS	16		UMass Lowell (11/15/2024)
	11		Santa Clara (01/18/2025)
	11		Bucknell (12/21/2024)
BLOCKED SHOTS	7		UMass Lowell (11/15/2024)
	6		at Portland (01/25/2025)
	6		Nicholls (12/18/2024)
TURNOVERS	15		vs UCLA (N) (12/28/2024)
	15		Nicholls (12/18/2024)
FOULS	24		at Oregon St. (01/16/2025)
	22		vs Indiana (N) (11/28/2024)



2024-25 Gonzaga Men's Basketball
Team High/Low Analysis
All games

Page 2/4
as of Feb 09, 2025

Opponent - Game Highs

POINTS	103		Santa Clara (01/18/2025)
	97		at Oregon St. (01/16/2025)
	90		vs Kentucky (N) (12/07/2024)
	86		vs West Virginia (N) (11/27/2024)
	82		at Pepperdine (12/30/2024)
FIELD GOALS MADE	36		Santa Clara (01/18/2025)
	34		vs Kentucky (N) (12/07/2024)
FIELD GOAL ATTEMPTS	75		Nicholls (12/18/2024)
	75		vs Kentucky (N) (12/07/2024)
FIELD GOAL PERCENTAGE	.585	(31-53)	at Oregon St. (01/16/2025)
	.537	(36-67)	Santa Clara (01/18/2025)
3 PT FG MADE	18		Santa Clara (01/18/2025)
	12		vs UCLA (N) (12/28/2024)
3 PT FG ATTEMPTS	38		Santa Clara (01/18/2025)
	35		vs West Virginia (N) (11/27/2024)
3 PT FG PERCENTAGE	.500	(12-24)	vs UCLA (N) (12/28/2024)
	.474	(18-38)	Santa Clara (01/18/2025)
FREE THROWS MADE	29		at Oregon St. (01/16/2025)
	23		vs West Virginia (N) (11/27/2024)
FREE THROW ATTEMPTS	37		at Oregon St. (01/16/2025)
	26		vs West Virginia (N) (11/27/2024)
FREE THROW PERCENTAGE	.917	(11-12)	Arizona St. (11/10/2024)
	.900	(9-10)	at Pepperdine (12/30/2024)
REBOUNDS	43		vs Kentucky (N) (12/07/2024)
	42		vs West Virginia (N) (11/27/2024)
ASSISTS	20		Washington St. (01/11/2025)
	20		at Pepperdine (12/30/2024)
STEALS	13		Nicholls (12/18/2024)
	9		vs UCLA (N) (12/28/2024)
BLOCKED SHOTS	9		at San Diego St. (11/18/2024)
	8		vs West Virginia (N) (11/27/2024)
TURNOVERS	25		UMass Lowell (11/15/2024)
	19		Bucknell (12/21/2024)
FOULS	24		San Diego (01/08/2025)
	22		at Pacific (02/08/2025)
	22		Nicholls (12/18/2024)
	22		vs Indiana (N) (11/28/2024)
	22		at San Diego St. (11/18/2024)



2024-25 Gonzaga Men's Basketball
Team High/Low Analysis
All games

Page 3/4
as of Feb 09, 2025

Gonzaga - Game Lows

POINTS	58		at Saint Mary's (CA) (02/01/2025)
	62		vs UCLA (N) (12/28/2024)
	71		vs UConn (N) (12/14/2024)
	73		LMU (CA) (02/06/2025)
	78		at Pacific (02/08/2025)
	78		vs West Virginia (N) (11/27/2024)
FIELD GOALS MADE	24		at Saint Mary's (CA) (02/01/2025)
	24		at San Diego St. (11/18/2024)
FIELD GOAL ATTEMPTS	54		Nicholls (12/18/2024)
	55		at Saint Mary's (CA) (02/01/2025)
	55		vs UCLA (N) (12/28/2024)
FIELD GOAL PERCENTAGE	.400	(26-65)	vs West Virginia (N) (11/27/2024)
	.417	(30-72)	at Oregon St. (01/16/2025)
3 PT FG MADE	2		LMU (CA) (02/06/2025)
	2		at Pepperdine (12/30/2024)
3 PT FG ATTEMPTS	15		at Pepperdine (12/30/2024)
	16		at LMU (CA) (01/04/2025)
	16		vs UConn (N) (12/14/2024)
	16		vs Davidson (N) (11/29/2024)
3 PT FG PERCENTAGE	.111	(2-18)	LMU (CA) (02/06/2025)
	.133	(2-15)	at Pepperdine (12/30/2024)
FREE THROWS MADE	5		vs UCLA (N) (12/28/2024)
	6		Bucknell (12/21/2024)
FREE THROW ATTEMPTS	8		vs UCLA (N) (12/28/2024)
	9		Bucknell (12/21/2024)
FREE THROW PERCENTAGE	.538	(7-13)	at Saint Mary's (CA) (02/01/2025)
	.615	(8-13)	Baylor (11/04/2024)
REBOUNDS	30		Santa Clara (01/18/2025)
	31		Washington St. (01/11/2025)
ASSISTS	13		LMU (CA) (02/06/2025)
	13		vs UConn (N) (12/14/2024)
STEALS	2		vs Kentucky (N) (12/07/2024)
	3		vs UCLA (N) (12/28/2024)
BLOCKED SHOTS	1		Arizona St. (11/10/2024)
	2		at Pacific (02/08/2025)
	2		at Saint Mary's (CA) (02/01/2025)
	2		at Oregon St. (01/16/2025)
	2		San Diego (01/08/2025)
	2		at LMU (CA) (01/04/2025)
	2		vs UCLA (N) (12/28/2024)
	2		Bucknell (12/21/2024)
	2		vs Kentucky (N) (12/07/2024)
	2		vs Indiana (N) (11/28/2024)
TURNOVERS	4		Long Beach St. (11/20/2024)
	6		Oregon St. (01/28/2025)
	6		at LMU (CA) (01/04/2025)
	6		vs Kentucky (N) (12/07/2024)
FOULS	10		Nicholls (12/18/2024)
	10		Arizona St. (11/10/2024)



2024-25 Gonzaga Men's Basketball
Team High/Low Analysis
All games

Page 4/4
as of Feb 09, 2025

Opponent - Game Lows

POINTS	41		Long Beach St. (11/20/2024)
	50		Portland (01/02/2025)
	53		LMU (CA) (02/06/2025)
	54		UMass Lowell (11/15/2024)
	60		Oregon St. (01/28/2025)
FIELD GOALS MADE	17		Long Beach St. (11/20/2024)
	18		UMass Lowell (11/15/2024)
FIELD GOAL ATTEMPTS	50		UMass Lowell (11/15/2024)
	53		at Oregon St. (01/16/2025)
FIELD GOAL PERCENTAGE	.315	(17-54)	Long Beach St. (11/20/2024)
	.333	(21-63)	Portland (01/02/2025)
3 PT FG MADE	2		Long Beach St. (11/20/2024)
	3		UMass Lowell (11/15/2024)
	3		Baylor (11/04/2024)
3 PT FG ATTEMPTS	14		at Oregon St. (01/16/2025)
	16		UMass Lowell (11/15/2024)
3 PT FG PERCENTAGE	.100	(2-20)	Long Beach St. (11/20/2024)
	.143	(3-21)	Baylor (11/04/2024)
FREE THROWS MADE	3		Washington St. (01/11/2025)
	4		Portland (01/02/2025)
FREE THROW ATTEMPTS	6		Portland (01/02/2025)
	8		Washington St. (01/11/2025)
FREE THROW PERCENTAGE	.375	(3-8)	Washington St. (01/11/2025)
	.455	(5-11)	Long Beach St. (11/20/2024)
REBOUNDS	23		vs Davidson (N) (11/29/2024)
	27		Nicholls (12/18/2024)
	27		vs Indiana (N) (11/28/2024)
ASSISTS	5		at Pacific (02/08/2025)
	5		LMU (CA) (02/06/2025)
STEALS	1		vs Kentucky (N) (12/07/2024)
	3		Oregon St. (01/28/2025)
	3		at LMU (CA) (01/04/2025)
	3		Portland (01/02/2025)
	3		vs Davidson (N) (11/29/2024)
	3		Long Beach St. (11/20/2024)
BLOCKED SHOTS	1		Santa Clara (01/18/2025)
	1		at Pepperdine (12/30/2024)
	1		Bucknell (12/21/2024)
	1		Nicholls (12/18/2024)
TURNOVERS	7		vs Kentucky (N) (12/07/2024)
	8		vs UConn (N) (12/14/2024)
FOULS	10		Bucknell (12/21/2024)
	14		Baylor (11/04/2024)



2024-25 Gonzaga Men's Basketball
Player Highs Analysis
All games

Page 1/4
as of Feb 09, 2025

Gonzaga - Individual Game Highs

POINTS	28		Graham Ike vs Kentucky (N) (12/07/2024)
	27		Graham Ike at LMU (CA) (01/04/2025)
	26		Graham Ike at Oregon St. (01/16/2025)
	26		Khalif Battle at LMU (CA) (01/04/2025)
	25		Graham Ike vs Bucknell (12/21/2024)
	25		Braden Huff vs Nicholls (12/18/2024)
FIELD GOALS MADE	12		Graham Ike at LMU (CA) (01/04/2025)
	11		Graham Ike vs UCLA (N) (12/28/2024)
	11		Graham Ike vs Bucknell (12/21/2024)
	11		Braden Huff vs Nicholls (12/18/2024)
FIELD GOAL ATTEMPTS	19		Graham Ike at Saint Mary's (CA) (02/01/2025)
	16		Graham Ike at LMU (CA) (01/04/2025)
	16		Graham Ike vs UCLA (N) (12/28/2024)
	16		Graham Ike vs Kentucky (N) (12/07/2024)
FIELD GOAL PERCENTAGE (min 5 made)	1.000	(10-10)	Ben Gregg at Portland (01/25/2025)
	1.000	(6-6)	Michael Ajayi vs UConn (N) (12/14/2024)
	1.000	(5-5)	Ben Gregg vs Santa Clara (01/18/2025)
3 PT FG MADE	6		Nolan Hickman vs Santa Clara (01/18/2025)
	5		Nolan Hickman vs Washington St. (01/11/2025)
3 PT FG ATTEMPTS	10		Nolan Hickman vs Santa Clara (01/18/2025)
	9		Khalif Battle vs San Diego (01/08/2025)
3 PT FG PERCENTAGE (min 2 made)	1.000	(4-4)	Ben Gregg at Portland (01/25/2025)
	1.000	(4-4)	Khalif Battle vs UMass Lowell (11/15/2024)
	1.000	(3-3)	Ben Gregg vs San Diego (01/08/2025)
	1.000	(2-2)	Dusty Stromer vs Davidson (N) (11/29/2024)
FREE THROWS MADE	15		Khalif Battle vs LMU (CA) (02/06/2025)
	13		Graham Ike vs San Diego (01/08/2025)
FREE THROW ATTEMPTS	16		Khalif Battle vs LMU (CA) (02/06/2025)
	15		Graham Ike vs San Diego (01/08/2025)
FREE THROW PERCENTAGE (min 3 made)	1.000	(9-9)	Khalif Battle at Pacific (02/08/2025)
	1.000	(8-8)	Ryan Nembhard at San Diego St. (11/18/2024)
	1.000	(8-8)	Khalif Battle vs Arizona St. (11/10/2024)
	1.000	(7-7)	Graham Ike vs Nicholls (12/18/2024)
	1.000	(7-7)	Ben Gregg vs Davidson (N) (11/29/2024)
	1.000	(6-6)	Khalif Battle at Oregon St. (01/16/2025)
	1.000	(6-6)	Khalif Battle vs Indiana (N) (11/28/2024)
	1.000	(5-5)	Graham Ike vs Washington St. (01/11/2025)
	1.000	(5-5)	Michael Ajayi vs Indiana (N) (11/28/2024)
	1.000	(5-5)	Dusty Stromer vs UMass Lowell (11/15/2024)
	1.000	(4-4)	Nolan Hickman at Pacific (02/08/2025)
	1.000	(4-4)	Braden Huff vs Oregon St. (01/28/2025)
	1.000	(4-4)	Michael Ajayi at LMU (CA) (01/04/2025)
	1.000	(4-4)	Ryan Nembhard vs Nicholls (12/18/2024)
	1.000	(4-4)	Khalif Battle vs Long Beach St. (11/20/2024)
	1.000	(3-3)	Dusty Stromer at LMU (CA) (01/04/2025)
	1.000	(3-3)	Braden Huff vs Nicholls (12/18/2024)
	1.000	(3-3)	Ben Gregg at San Diego St. (11/18/2024)
	1.000	(3-3)	Khalif Battle at San Diego St. (11/18/2024)
	1.000	(3-3)	Khalif Battle vs UMass Lowell (11/15/2024)
REBOUNDS	19		Graham Ike vs San Diego (01/08/2025)
	15		Michael Ajayi vs Portland (01/02/2025)
ASSISTS	15		Ryan Nembhard vs Santa Clara (01/18/2025)
	14		Ryan Nembhard at Portland (01/25/2025)
	14		Ryan Nembhard vs Davidson (N) (11/29/2024)



2024-25 Gonzaga Men's Basketball
Player Highs Analysis
All games

Page 3/4
as of Feb 09, 2025

Opponent - Individual Game Highs

POINTS	35		Tyeree Bryan vs Santa Clara (01/18/2025)
	31		Javon Small vs West Virginia (N) (11/27/2024)
	29		Michael Rataj at Oregon St. (01/16/2025)
	27		Jaxon Olvera at Pepperdine (12/30/2024)
	26		Liam McNeeley vs UConn (N) (12/14/2024)
FIELD GOALS MADE	13		Tyeree Bryan vs Santa Clara (01/18/2025)
	12		Jaxon Olvera at Pepperdine (12/30/2024)
FIELD GOAL ATTEMPTS	21		Tyeree Bryan vs Santa Clara (01/18/2025)
	21		Jaxon Olvera at Pepperdine (12/30/2024)
FIELD GOAL PERCENTAGE (min 5 made)	.846	(11-13)	Oumar Ballo vs Indiana (N) (11/28/2024)
	.833	(5-6)	Mekhi Collins vs Nicholls (12/18/2024)
3 PT FG MADE	7		Tyeree Bryan vs Santa Clara (01/18/2025)
	4		Mikey Lewis at Saint Mary's (CA) (02/01/2025)
	4		Austin Rapp at Portland (01/25/2025)
	4		Adama Bal vs Santa Clara (01/18/2025)
	4		Will Johnston at LMU (CA) (01/04/2025)
	4		Kobe Johnson vs UCLA (N) (12/28/2024)
	4		Eric Dailey Jr. vs UCLA (N) (12/28/2024)
	4		Michael Gray Jr. vs Nicholls (12/18/2024)
	4		Javon Small vs West Virginia (N) (11/27/2024)
3 PT FG ATTEMPTS	12		Mikey Lewis at Saint Mary's (CA) (02/01/2025)
	12		Tyeree Bryan vs Santa Clara (01/18/2025)
3 PT FG PERCENTAGE (min 2 made)	1.000	(2-2)	Camaron Tongue vs Santa Clara (01/18/2025)
	1.000	(2-2)	Tomas Thrastarson vs Washington St. (01/11/2025)
	1.000	(2-2)	Jaylin Stewart vs UConn (N) (12/14/2024)
	1.000	(2-2)	Toby Okani vs West Virginia (N) (11/27/2024)
FREE THROWS MADE	10		Liam McNeeley vs UConn (N) (12/14/2024)
	9		Michael Rataj at Oregon St. (01/16/2025)
	9		Josiah Lake II at Oregon St. (01/16/2025)
	9		Javon Small vs West Virginia (N) (11/27/2024)
	9		Nick Boyd at San Diego St. (11/18/2024)
FREE THROW ATTEMPTS	12		Liam McNeeley vs UConn (N) (12/14/2024)
	11		Jevon Porter at LMU (CA) (01/04/2025)
	11		Javon Small vs West Virginia (N) (11/27/2024)
FREE THROW PERCENTAGE (min 3 made)	1.000	(7-7)	Basheer Jihad vs Arizona St. (11/10/2024)
	1.000	(5-5)	Jan Vide vs LMU (CA) (02/06/2025)
	1.000	(4-4)	Kody Clouet vs San Diego (01/08/2025)
	1.000	(4-4)	Will Johnston at LMU (CA) (01/04/2025)
	1.000	(4-4)	Moe Odum at Pepperdine (12/30/2024)
	1.000	(4-4)	Skyy Clark vs UCLA (N) (12/28/2024)
	1.000	(4-4)	Quincy Clark vs UMass Lowell (11/15/2024)
	1.000	(4-4)	Cam Morris III vs UMass Lowell (11/15/2024)
	1.000	(4-4)	Jeremy Roach vs Baylor (11/04/2024)
	1.000	(3-3)	Michael Rataj vs Oregon St. (01/28/2025)
	1.000	(3-3)	Stefan Todorovic at Pepperdine (12/30/2024)
	1.000	(3-3)	Solo Ball vs UConn (N) (12/14/2024)
REBOUNDS	11		Mitchell Saxen at Saint Mary's (CA) (02/01/2025)
	11		Derrick Michael Xzavierro vs Long Beach St. (11/20/2024)
ASSISTS	9		Augustas Marciulionis at Saint Mary's (CA) (02/01/2025)
	8		Nate Calmese vs Washington St. (01/11/2025)
	8		Moe Odum at Pepperdine (12/30/2024)
STEALS	4		Nate Calmese vs Washington St. (01/11/2025)
	4		Dovydas Butka at Pepperdine (12/30/2024)
	4		Eric Dailey Jr. vs UCLA (N) (12/28/2024)
	4		Byron Ireland vs Nicholls (12/18/2024)



2024-25 Gonzaga Men's Basketball
Season/Career Statistics
All games

Page 1/1
as of Feb 09, 2025

Summary

Player	Season Statistics										Career Statistics									
	GP-GS	MIN/G	FG%	3FG%	FT%	R/G	A/G	STL	BLK	PTS/G	GP-GS	MIN/G	FG%	3FG%	FT%	R/G	A/G	STL	BLK	PTS/G
AJAYI, Michael	24-12	19.5	.438	.229	.717	5.4	0.8	17	8	6.7	57-45	28.3	.461	.398	.711	8.0	1.5	48	24	12.8
ARAUZMOORE, Joaquim	3-0	2.7	.333	.333	.000	1.3	0.0	1	0	1.7	3-0	2.7	.333	.333	.000	1.3	0.0	1	0	1.7
BATTLE, Khalif	25-22	26.4	.419	.331	.932	3.5	1.4	24	1	12.8	126-54	25.0	.408	.349	.872	3.3	1.4	93	14	13.2
DIAGNE, Ismaila	5-0	5.6	.833	.000	.750	1.0	0.0	3	3	3.2	5-0	5.6	.833	.000	.750	1.0	0.0	3	3	3.2
FEW, Joe	10-0	2.6	.286	.000	1.000	0.3	0.3	1	0	0.5	38-0	2.8	.130	.000	.385	0.4	0.4	4	1	0.3
GREGG, Ben	25-13	21.6	.576	.302	.779	5.6	1.5	21	13	10.0	131-32	14.9	.524	.353	.732	3.8	0.9	83	72	6.2
HAALAND, Noah	2-0	2.7	.000	.000	.000	1.0	0.0	0	0	0.0	2-0	2.7	.000	.000	.000	1.0	0.0	0	0	0.0
HICKMAN, Nolan	25-24	29.7	.467	.443	1.000	2.7	2.0	26	8	10.6	129-95	27.6	.453	.390	.846	2.2	2.3	116	38	9.3
HUFF, Braden	25-1	16.7	.563	.208	.771	3.6	0.9	7	17	11.4	60-1	14.8	.581	.303	.637	3.5	0.7	16	41	10.2
IKE, Graham	25-24	21.7	.593	.346	.789	7.1	1.4	15	12	17.0	105-99	25.6	.566	.333	.748	7.8	1.1	64	48	17.0
INNOCENTI, Emmanuel	22-3	9.4	.355	.200	.500	1.3	0.8	10	6	1.2	57-36	23.1	.399	.286	.789	4.4	2.1	69	14	4.5
NEMBHARD, Ryan	25-25	35.1	.441	.394	.765	3.2	9.8	42	2	11.0	124-124	34.9	.431	.343	.783	3.6	6.3	143	7	11.9
STROMER, Dusty	24-1	21.2	.415	.348	.842	2.8	0.8	20	5	5.3	59-16	22.6	.390	.354	.821	3.1	1.0	41	23	5.0
YEO, Jun Seok	11-0	3.9	.538	.286	.400	0.5	0.1	1	0	1.6	36-1	6.0	.458	.172	.615	1.0	0.2	3	5	2.1

Scoring

Player	Season Statistics									Career Statistics								
	FG-FGA	FG%	3FG-3FGA	3FG%	FT-FTA	FT%	PTS	PTS/G		FG-FGA	FG%	3FG-3FGA	3FG%	FT-FTA	FT%	PTS	PTS/G	
AJAYI, Michael	57-130	.438	8-35	.229	38-53	.717	160	6.7		263-571	.461	47-118	.398	155-218	.711	728	12.8	
ARAUZMOORE, Joaquim	2-6	.333	1-3	.333	0-0	.000	5	1.7		2-6	.333	1-3	.333	0-0	.000	5	1.7	
BATTLE, Khalif	93-222	.419	39-118	.331	96-103	.932	321	12.8		493-1207	.408	221-633	.349	457-524	.872	1664	13.2	
DIAGNE, Ismaila	5-6	.833	0-0	.000	6-8	.750	16	3.2		5-6	.833	0-0	.000	6-8	.750	16	3.2	
FEW, Joe	2-7	.286	0-1	.000	1-1	1.000	5	0.5		3-23	.130	0-7	.000	5-13	.385	11	0.3	
GREGG, Ben	91-158	.576	16-53	.302	53-68	.779	251	10.0		286-546	.524	85-241	.353	150-205	.732	807	6.2	
HAALAND, Noah	0-1	.000	0-1	.000	0-0	.000	0	0.0		0-1	.000	0-1	.000	0-0	.000	0	0.0	
HICKMAN, Nolan	98-210	.467	58-131	.443	10-10	1.000	264	10.6		448-989	.453	206-528	.390	99-117	.846	1201	9.3	
HUFF, Braden	126-224	.563	5-24	.208	27-35	.771	284	11.4		263-453	.581	27-89	.303	58-91	.637	611	10.2	
IKE, Graham	160-270	.593	9-26	.346	97-123	.789	426	17.0		686-1212	.566	19-57	.333	389-520	.748	1780	17.0	
INNOCENTI, Emmanuel	11-31	.355	4-20	.200	1-2	.500	27	1.2		93-233	.399	28-98	.286	45-57	.789	259	4.5	
NEMBHARD, Ryan	93-211	.441	28-71	.394	62-81	.765	276	11.0		534-1240	.431	149-435	.343	253-323	.783	1470	11.9	
STROMER, Dusty	44-106	.415	23-66	.348	16-19	.842	127	5.3		96-246	.390	57-161	.354	46-56	.821	295	5.0	
YEO, Jun Seok	7-13	.538	2-7	.286	2-5	.400	18	1.6		27-59	.458	5-29	.172	16-26	.615	75	2.1	

Totals

Player	Season Statistics									Career Statistics								
	O-REB	D-REB	TOTAL	PF	FO	A	TO	A/TO		O-REB	D-REB	TOTAL	PF	FO	A	TO	A/TO	
AJAYI, Michael	44	85	129	45	0	20	19	1.1		120	335	455	128	3	83	86	1.0	
ARAUZMOORE, Joaquim	2	2	4	0	0	0	0	0.0		2	2	4	0	0	0	0	0.0	
BATTLE, Khalif	11	76	87	54	0	35	37	0.9		38	372	410	262	3	172	210	0.8	
DIAGNE, Ismaila	3	2	5	9	0	0	1	0.0		3	2	5	9	0	0	1	0.0	
FEW, Joe	1	2	3	4	0	3	3	1.0		3	14	17	13	0	15	6	2.5	
GREGG, Ben	56	85	141	41	0	37	16	2.3		171	330	501	214	2	114	74	1.5	
HAALAND, Noah	0	2	2	2	0	0	0	0.0		0	2	2	2	0	0	0	0.0	
HICKMAN, Nolan	15	53	68	28	0	49	28	1.8		32	254	286	169	0	300	146	2.1	
HUFF, Braden	34	56	90	43	0	23	13	1.8		80	129	209	105	1	41	27	1.5	
IKE, Graham	50	127	177	71	2	34	39	0.9		239	578	817	322	11	119	226	0.5	
INNOCENTI, Emmanuel	6	23	29	23	0	18	4	4.5		41	211	252	111	1	121	65	1.9	
NEMBHARD, Ryan	9	70	79	39	0	246	56	4.4		44	406	450	223	3	784	299	2.6	
STROMER, Dusty	11	57	68	45	0	20	19	1.1		42	141	183	107	0	59	49	1.2	
YEO, Jun Seok	2	3	5	9	0	1	2	0.5		12	24	36	34	0	7	10	0.7	



QUICKIE GAME RECORDS

Individual Game

Points

- 52 - Frank Burgess vs. UC-Davis (1-26-61)
- 50 - Jean Claude Lefebvre vs. Whitworth (2-18-58)
- 45 - Kyle Wiltjer at Pacific (2-19-15)
- 44 - Adam Morrison at Loyola Marymount (2-18-06)
- 44 - Frank Burgess vs. Whitworth (12-12-60)
- 44 - Jerry Vermillion vs. Whitman (12-16-53)

Field Goals Made

- 20 - Jean Claude Lefebvre vs. Whitworth (2-18-58)
- 18 - Adam Morrison at Washington (12-4-05)
- 18 - Jim McPhee vs. Loyola Marymount (1-27-90)
- 18 - Jim McPhee vs. Loyola Marymount (1-19-90)
- 18 - Frank Burgess vs. UC Davis (1-26-61)

Free Throws Made

- 16 - Ronny Turiaf vs. Cincinnati (NCAA - 3-20-03)
- 16 - Blake Stepp vs. Washington (12-2-02)
- 16 - Ronny Turiaf vs. Indiana (11-26-02)
- 16 - Frank Burgess (4 times)

Free Throw Percentage (1.000 - min. 10 attempts)

- (15-15) - Sam Dower vs. Santa Clara (3-8-14)
- (15-15) - Geoff Goss vs. Idaho State (1-6-93)
- (15-15) - Frank Burgess vs. Idaho (3-3-61)

Three-Pointers Made

- 9 - Corey Kispert vs. Virginia (12-26-20)
- 9 - Kevin Pangos vs. Washington State (11-14-11)
- 9 - Dan Dickau vs. Loyola Marymount (1-20-02)

Rebounds

- 33 - Jim Dixon vs. Eastern Washington (1-23-61)
- 28 - Paul Cathey vs. Nevada-Las Vegas (12-28-77)

Under Few

- 22 - Josh Heytvelt at Pepperdine (2-3-07)
- 20 - Domantas Sabonis at Pacific (1-23-16)

Offensive Rebounds

Under Few

- 8 - Ben Gregg at Oregon State (1-16-25)
- 8 - Drew Timme vs. San Diego (2-2-23-23)
- 8 - Brandon Clarke vs. Washington (12-5-18)
- 8 - Abdullahi Kuso vs. CSUN (12-8-07)
- 8 - Ronny Turiaf vs. UMass (12-4-04)

Assists

- 16 - Blake Stepp vs. Long Beach State (12-20-02)
- 15 - Ryan Nembhard vs. Santa Clara (1-18-25)
- 14 - Ryan Nembhard vs. Davidson (11-29-24)
- 14 - Andrew Nembhard at Pepperdine (2-16-22)
- 14 - Joel Ayayi at Portland (1-9-21)

Steals (Under Mark Few)

- 7 - Derek Raivio vs. Montana (11-21-04)
- 6 - Andrew Nembhard at BYU (2-5-22)
- 6 - Nigel Williams-Goss vs. Saint Mary's (3-7-17)
- 6 - David Stockton vs. South Dakota (11-18-12)
- 6 - Jeremy Pargo vs. Loyola Marymount (2-11-08)
- 6 - Derek Raivio vs. Loyola Marymount (1-6-07)

Blocks (Under Mark Few)

- 7 - Chet Holmgren vs. Dixie State (11-9-21)
- 7 - Chet Holmgren vs. Georgia State (3-17-22)
- 7 - Przemek Karnowski vs. Saint Mary's (1-2-14)

Team Game

Points Scored - Gonzaga

- 136 vs. Loyola Marymount, 2-18-89 (L 147-136)
- Under Few*
- 123 vs. Eastern Oregon, 11-14-23 (123-57)

Points Scored - Opponent

- 147 - Loyola Marymount, 2-18-89 (147-146)

Biggest Margin of Victory

- 78 - Eastern Oregon, 12-28-22 (120-42)
- 66 - Eastern Oregon, 11-14-23 (123-57)
- 61 - Denver, 12-21-18 (101-40)

Biggest Margin of Defeat

- 69 vs. Montana, 2-5-45 (103-34)

Rebounds

- 74 vs. Idaho, 1-22-66
- Under Few*
- 58 vs. Eastern Oregon, 11-14-23

Field Goals Made

- 52 vs. Eastern Oregon, 11-14-23

Field Goals Attempted

- 84 vs. Loyola Marymount, 1-19-90

Field Goal Percentage - Game

- 71.8 vs. Saint Mary's, 1-13-96 (28-39)
- 70.8 vs. Washington State, 12-28-03 (34-48)
- 70.4 vs. Warner Pacific, 12-21-88 (38-54)

Field Goal Percentage - Half

- 84.5 vs. Denver, 12-21-18 (101-40)
- 80.0 vs. San Francisco, 1-16-88 (16-20)
- 80.0 vs. Santa Clara, 1-23-82 (12-15)

Free Throws Made

- 41 vs. Davidson, 12-12-09
- 41 vs. Fairfield, 12-11-90
- 37 vs. San Francisco, 1-15-94

Free Throws Attempted

- 54 vs. Davidson, 12-12-09
- 53 vs. Loyola Marymount, 2-24-84
- 51 vs. Fairfield, 12-11-90
- 51 vs. Eastern Washington, 11-11-11

Free Throw Percentage - Game (Min. 10 attempts)

- 1.000 vs. BYU, 1-25-14 (12-12)
- 1.000 vs. Mich St, 11-22-05 (26-26)* (12-12 in OT)
- 1.000 vs. Eastern Washington, 12-11-93 (20-20)
- 1.000 vs. Pepperdine, 1-13-11 (12-12)
- 1.000 vs. BYU (1-25-14) (12-12)

Free Throw Percentage - Half (Min. 10 attempts)

- 1.000 vs. Portland State, 1-12-81 (22-22)
- 1.000 vs. Cal State Bakersfield, 2-28-11 (14-14)
- 1.000 at Portland, 2-5-09 (11-11)
- 1.000 vs. Eastern Washington, 12-11-93 (11-11)

Three-Pointers Made

- 18 vs. Portland, 1-29-22
- 17 vs. Portland, 1-14-23
- 16 vs. Pepperdine, 12-21-15

Three-Pointers Attempted

- 41 vs. Portland, 1-29-22
- 38 vs. Portland, 1-14-23
- 37 vs. Pepperdine, 12-21-15

Three-Point Percentage - Game (Min. 10 attempts)

- 76.9 vs. Pacific, 1-4-14 (10-13)
- 70.0 vs. Pepperdine, 1-14-06 (7-10)
- 68.8 vs. E. Washington, 11-30-10 (11-16)

Consecutive Free Throws

- 27 vs. Michigan State, 11-22-05

Fewest Turnovers

- 2, at Santa Clara, 1-24-19
- 3 vs. San Francisco, 2-18-95
- 3 vs. Penn State, 12-30-88

Assists

- 32 vs. Loyola Marymount, 1-19-80
- 31 vs. Carroll College, 11-28-90
- 29 at Portland, 1-9-21
- 29 vs. Idaho State, 11-6-18

Steals

- 19 vs. Eastern Oregon, 12-28-22
- 18 vs. Southern Utah, 11-9-12
- 18 vs. USC Upstate, 3-3-09

Blocked Shots

- 11 vs. Pepperdine, 2-10-10
- 11 vs. Portland, 2-24-05
- 11 vs. Santa Clara, 1-25-01
- 11 vs. Saint Mary's, 2-11-99
- 11 vs. St. Peter's, 11-30-90



WHERE ARE THEY NOW

Bryan Alberts (2014-17)

Höttur in Iceland Premier League

Martynas Arlauskas (2019-22)

Jonava in Lithuanian LKL

Joel Ayayi (2017-21)

JL Bourg en Bresse in French Betclic ELITE ProA

Rasir Bolton (2021-23)

Spartak in Serbian ABA League

Ira Brown (2007-09)

Fukuoka Rizing in Japanese B2 League

Brandon Clarke (2017-19)

Memphis Grizzlies in the NBA

Zach Collins (2016-17)

Chicago Bulls in the NBA

Aaron Cook (2020-21)

Eisbären Bremerhaven in German Bundesliga

Geno Crandall (2018-19)

EWE Baskets Oldenburg in German Bundesliga

Austin Daye (2007-10)

Kings in Taiwanese PLeague+

Micah Downs (2006-09)

Barreirense in Portuguese Proliga

Admon Gilder (2019-20)

Kouvot in Finnish Korisliiga

Rui Hachimura (2016-19)

Los Angeles Lakers in the NBA

Elias Harris (2009-13)

Bayern Muenchen in German BBL

Chet Holmgren (2021-22)

Oklahoma City Thunder in the NBA

Jeremy Jones (2015-19)

Rio Grande Valley Vipers in the NBA G League

Corey Kispert (2017-21)

Washington Wizards in the NBA

Luka Krajinovic (2023-24)

KK Cedevita Junior Zagreb in Croatia

Matthew Lang (2018-22)

Primorje 1945 in Montenegrin Erste Liga

Guy Landry Edi (2010-13)

Calgary Surge in CEBL

Jordan Mathews (2016-17)

Nacional in Uruguayan LUB

Silas Melson (2014-18)

Darussafaka Lassa Istanbul in Turkish BSL

GAME 26: SAN FRANCISCO

Andrew Nembhard (2020-22)

Indiana Pacers in the NBA

Kelly Olynyk (2010-14)

New Orleans Pelicans in the NBA

Kevin Pangos (2011-15)

Napoli in Italian Serie A

Jeremy Pargo (2005-09)

G-League Ignite in NBA G League

Josh Perkins (2014-19)

Champville in Lebanese LBL

Filip Petrusev (2018-20)

Crvena zvezda in Serbian KLS

Domantas Sabonis (2014-16)

Sacramento Kings in the NBA

Malachi Smith (2021-23)

Memphis Hustle in NBA G League

David Stockton (2010-14)

Valley Suns in the NBA G League

Julian Strawther (2020-23)

Denver Nuggets in the NBA

Jalen Suggs (2020-21)

Orlando Magic in the NBA

Killian Tillie (2016-20)

Unicaja Malaga in Spanish Liga Endesa

Drew Timme (2019-23)

Long Island Nets in NBA G League

Anton Watson (2019-24)

Maine Celtics in NBA G League

Byron Wesley (2014-15)

GS Ermis Shimatariou in Greek Elite League

Johnathan Williams III (2015-18)

Chiba Jets in Japanese B2 League

Nigel Williams-Goss (2015-17)

Olympiacos B.C. in Greek Basketball League

Kyle Wiltjer (2014-16)

Umana Reyer Venezia in Italian Serie A

Ryan Woolridge (2018-19)

Panionios in Greek GBL

PRESEASON NODS

- Ryan Nembhard

No. 61 - Lindy's Magazine Top 150 Players

Lindy's Magazine All-Ironman Team

Lindy's Magazine First Team All-WCC

Lindy's Magazine WCC Top Playmaker

The Athletic HM Preseason All-American

No. 26 - CBS Sports Top 100 Players

Bob Cousy Preseason Watch List

Naismith Player of the Year Preseason Watch List

Wooden Award Preseason Watch List

Lute Olson Award Early Season Watch List

Wooden Award Midseason Top 25 Watch List

- Graham Ike

No. 17 - Lindy's Magazine Top 150 Players

Blue Ribbon Magazine Third Team All-American

Blue Ribbon Magazine All-Conference Team

Blue Ribbon Magazine WCC Player of the Year

Lindy's Magazine First Team All-WCC

Lindy's Magazine WCC Player of the Year

Jon Rothstein's Third Team All-American

The Athletic Second Team Preseason All-American

No. 52 - CBS Sports Top 100 Players

Karl Malone Preseason Watch List

Naismith Player of the Year Preseason Watch List

Wooden Award Preseason Watch List

- Michael Ajayi

No. 29 - Lindy's Magazine Top 150 Players

Blue Ribbon Magazine All-Conference Team

Lindy's Magazine First Team All-WCC

Lindy's Magazine WCC Top NBA Prospect

No. 53 - CBS Sports Top 101 Transfers

Julius Erving Preseason Watch List

- Nolan Hickman

No. 91 - Lindy's Magazine Top 150 Players

Lindy's Magazine Second Team All-WCC

Lindy's Magazine WCC Top Shooter

- Khalif Battle

No. 142 - Lindy's Magazine Top 150 Players

Lindy's Magazine Third Team All-WCC

Blue Ribbon Magazine WCC Newcomer of the Year

No. 73 - CBS Sports Top 101 Transfers

- Ben Gregg

Lindy's Magazine Third Team All-WCC

- Braden Huff

Jon Rothstein's Twenty Breakout Players

PRESEASON TEAM RANKINGS

- The Athletic: 2

- Blue Ribbon Magazine: 4

- Lindy's Magazine: 5

- ESPN: 5

- Field of 68: 6

- Andy Katz: 8

- Dickie V: 8

- CBS Sports: 8

- Fox Sports: 8

- Jon Rothstein: 8

LAST FOUR BOX SCORES



Official Basketball Box Score - Final
Gonzaga at Pacific
02/08/25 Alex G. Spanos Center, Stockton
2024-25 Men's Basketball

Game Time: 5:00 PM
Game Duration: 1:54
Attendance: 3,178

Officials: Michael Scyphers, Matt Rafferty, Mark Futon

Gonzaga - 78

Record: 18-7 (8-3)

NO.	Name		Min	FG	3P	FT	Rebounds			Fouls	TP	AS	TO	ST	Blocks	+/-	
				M-A	M-A	M-A	OR	DR	TOT	PF	FD						
13	Graham Ike	F	16:59	6-9	0-2	1-1	0	0	1	2	5	13	1	1	0	13	
33	Ben Gregg	F	14:09	0-0	0-0	0-0	1	3	4	1	2	0	5	1	0	8	
0	Ryan Nembhard	G	35:01	2-6	2-4	1-2	1	3	4	0	1	7	8	3	1	25	
11	Nolan Hickman	G	26:11	3-8	2-5	4-4	1	2	3	2	2	12	1	4	1	6	
99	Khalif Battle	G	22:53	3-11	1-6	9-9	1	4	5	3	4	16	1	0	1	9	
1	Michael Ajayi	G	25:51	3-6	0-0	4-5	2	7	9	1	4	10	0	0	2	9	
5	Emmanuel Innocenti	G	24:35	0-4	0-4	0-0	5	5	2	0	0	1	1	0	0	17	
34	Braden Huff	G	20:49	7-10	0-0	3-4	1	0	1	4	3	17	2	2	1	5	
4	Dusty Stromer	G	09:08	0-2	0-1	0-0	1	0	1	1	0	0	0	0	1	-5	
15	Joe Few	G	02:12	1-2	0-0	1-1	0	1	1	0	1	3	0	0	0	-1	
22	Jun Seok Yeo	G	02:12	0-0	0-0	0-0	0	0	0	0	0	0	0	1	0	-1	
Team							3	0	3			0	0	0			
Totals				25-58	5-22	23-26	11	26	37	16	22	78	19	9	8	2	17

Technical Fouls: NONE

Shooting By Period		
1 st FG%	12-30	40.0%
3PT%	3-13	23.1%
FT%	9-8	100%
2 nd FG%	13-28	46.4%
3PT%	2-9	22.2%
FT%	15-18	83.3%
GM FG%	25-58	43.1%
3PT%	5-22	22.7%
FT%	23-26	88.5%

Dead Ball Rebounds: 0



Official Basketball Box Score - Final
LMU (CA) at Gonzaga
02/06/25 McCarthy Athletic Center, Spokane, WA
2024-25 Men's Basketball

Game Time: 6:00 PM
Game Duration: 2:01
Attendance: 6,000

Officials: Doug Simons, Tyler Krumpf, John St Clair

LMU (CA) - 53

Record: 14-9 (6-5)

NO.	Name	Min	FG	3P	FT	Rebounds	Fouls	TP	AS	TO	ST	Blocks	+
			M-A	M-A	M-A	OR DR TOT	PF FD					BS BA	+
14	Jevon Porter	F 35:17	7-16	1-4	0-1	2 5 7	2 3 15	0 2	1	2	1	2	-16
23	Alex Merkviladze	F 24:41	0-3	0-2	1-2	1 4 5	4 0 1	1 1	3	0	0	0	-7
22	Rick Issanzha	C 10:52	0-1	0-0	0-0	0 0 0	2 0 0	0 0	1	0	0	0	-16
4	Will Johnston	G 26:02	1-7	0-5	0-0	0 2 2	2 0 2	1 0	0	0	0	0	-24
25	Caleb Stone-Carrawell	G 35:55	7-17	3-7	3-4	1 2 3	1 3 20	0 2	1	0	1	0	-13
7	Jan Vide	G 24:20	2-5	0-0	5-5	1 3 4	1 4 9	2 1	1	1	1	1	-9
16	Aaron McBride	G 28:38	1-1	0-0	1-2	2 5 7	4 2 3	0 0	0	0	1	0	-6
5	Myron Amey Jr.	G 12:07	1-5	0-4	1-2	0 0 1	1 2 2	3 0	0	0	0	0	-8
10	Lamaj Lewis	G 02:08	0-0	0-0	0-0	0 0 0	0 0 0	0 0	1	0	0	0	-1
Team						1 0 1				0	3		
Totals			19-55	4-22	11-16	8 22 30	18 14 53	5 11	4 4	3	3		

Technical Fouls: NONE

Shooting By Period		
1 st FG%	9-24	37.5%
3PT%	4-5	80%
FT%	9-10	90%
2 nd FG%	10-31	32.3%
3PT%	2-9	22.2%
FT%	7-11	63.6%
GM FG%	19-55	34.5%
3PT%	4-22	18.2%
FT%	11-16	68.8%

Dead Ball Rebounds: 2

Pacific - 61

Record: 8-19 (3-10)

NO.	Name	Min	FG	3P	FT	Rebounds	Fouls	TP	AS	TO	ST	Blocks	+
			M-A	M-A	M-A	OR DR TOT	PF FD					BS BA	+
2	Elias Ralph	F 32:36	4-8	1-2	1-2	1 4 5	2 1 10	0 4	2	0	0	0	-12
10	Jazz Gardner	C 12:06	1-6	0-0	0-0	2 0 2	4 1 2	0 1	0	0	0	0	-15
1	Lamar Washington	G 38:25	9-14	0-2	4-5	2 6 8	3 22 33	4 1	0	0	0	0	-18
3	Petar Krivokapic	G 27:02	1-7	1-4	1-3	0 2 2	1 3 4	1 1	1	0	0	1	-15
22	Elijah Fisher	G 28:02	2-7	0-1	5-8	1 1 2	1 5 9	0 1	1	0	0	0	-20
11	Burke Smith	G 14:55	2-6	1-5	0-0	1 2 3	4 1 5	0 0	0	0	0	1	-5
0	Jefferson Koulibaly	G 10:22	0-2	0-0	1-1	1 2 1	0 0 0	0 1	0	0	0	0	-5
7	Seth Jones	G 10:13	1-3	0-2	0-0	0 0 0	2 0 2	2 1	1	0	0	0	-6
8	Kris Keiys	G 10:32	1-1	1-1	0-0	1 3 4	1 0 3	0 0	0	0	0	0	16
9	Solomon Omiru	G 12:59	0-0	0-0	1-2	1 1 2	0 2 1	0 0	0	4	0	3	-8
33	Carter Benton	G 02:46	1-1	1-1	0-0	0 0 0	0 3 0	3 0	0	0	0	0	-8
Team						2 5 7				0	2		
Totals			22-55	5-20	12-20	12 25 37	22 16 61	5 15	4 5	2	17		

Technical Fouls: NONE

Shooting By Period		
1 st FG%	8-29	27.6%
3PT%	2-9	22.2%
FT%	2-3	66.7%
2 nd FG%	14-26	53.8%
3PT%	3-11	27.3%
FT%	10-17	58.8%
GM FG%	22-55	40.0%
3PT%	5-20	25.0%
FT%	12-20	60.0%

Dead Ball Rebounds: 3

GON		PAC	
Biggest lead	28 (2 nd 10:21)	2 (1 st 18:02)	
Best Scoring Run	14 (1 st 5:02)	9 (2 nd 5:06)	
Lead Changes	1	0	
Times Tied	0	1	
Time with Lead	37:41	00:21	

Points from		GON		PAC	
Turnovers	12	11			
Paint	38	32			
Second Chance	7	7			
Fast Breaks	11	5			
Bench	30	14			

Period by Period Scoring			
	1st	2nd	TOT
GON	35	43	78
PAC	20	41	61



Official Basketball Box Score - Final
Gonzaga at Saint Mary's (CA)
02/01/25 UCI Pavilion, Menlo Park, Calif.
2024-25 Men's Basketball

Game Time: 8:00 PM
Game Duration: 2:06
Attendance: 3,500

Officials: Kipp Kissinger, Marques Pettigrew, Chris Pacci

Gonzaga - 58

Record: 16-7 (7-3)

NO.	Name	Min	FG	3P	FT	Rebounds	Fouls	TP	AS	TO	ST	Blocks	+
			M-A	M-A	M-A	OR DR TOT	PF FD					BS BA	+
5	Emmanuel Innocenti	F 27:31	2-3	0-1	0-0	1 3 4	2 0 4	1 0	2	1	0	5	
13	Graham Ike	F 30:48	10-19	0-2	4-7	3 5 8	3 5 24	1 0	0	1	2	-6	
33	Ben Gregg	F 21:05	1-4	0-2	2-2	2 3 5	4 1 4	0 0	1	1	0	0	
0	Ryan Nembhard	G 40:00	4-7	2-3	1-4	0 1 1	2 5 11	12 4 3	0	0	0	-4	
11	Nolan Hickman	G 26:35	2-7	0-3	0-0	1 1 2	0 0 4	2 2	0	0	0	1	0
99	Khalif Battle	G 17:46	1-5	0-2	0-0	0 2 2	1 0 2	1 1	0	0	0	-10	
1	Michael Ajayi	G 18:55	1-3	0-1	0-0	1 5 6	3 4 2	0 0	0	0	0	0	-4
4	Dusty Stromer	G 08:08	0-1	0-0	0-0	0 1 1	2 0 0	0 0	1	0	0	0	-3
34	Braden Huff	G 09:12	3-6	1-3	0-0	0 0 0	3 0 3	0 0	1	0	0	0	2
Team						2 3 5				0	0		
Totals			24-55	3-17	7-13	10 24 34	20 15 58	17 9 7	2 4	4	4		

Technical Fouls: like 1st 7:16

Shooting By Period		
1 st FG%	13-28	46.4%
3PT%	2-7	28.6%
FT%	0-3	0%
2 nd FG%	11-27	40.7%
3PT%	1-10	10.0%
FT%	7-10	70%
GM FG%	24-55	43.6%
3PT%	3-17	17.6%
FT%	7-13	53.8%

Dead Ball Rebounds: 1

Saint Mary's (CA) - 62

Record: 20-3 (10-0)

NO.	Name	Min	FG	3P	FT	Rebounds	Fouls	TP	AS	TO	ST	Blocks	+
			M-A	M-A	M-A	OR DR TOT	PF FD					BS BA	+
23	Paulius Murauskas	F 35:38	4-11	1-3	0-6	3 5 8	3 5 12	0 1	0	0	1	3	
33	Luke Barrett	F 40:00	2-5	1-3	0-1	5 3 8	1 3 5	2 3	1	0	0	0	-4
11	Mitchell Saven	C 31:09	4-5	0-0	1-4	3 8 11	5 4 9	1 1	1	2	0	1	
2	Jordan Ross	G 25:24	2-5	1-1	5-7	0 4 4	0 5 10	3 2	1	0	0	0	-4
3	Augustas Marculionis	G 22:23	3-9	2-4	0-2	0 2 2	4 0 8	9 2	0	0	0	0	12
0	Mikay Lewis	G 22:13	6-18	4-12	0-0	0 1 1	0 0 16	1 1	0	0	1	0	0
1	Harry Wessels	G 08:51	0-0	0-0	2-2	2 1 3	1 2 2	0 0	1	1	2	0	3
9	Ashton Hardaway	G 04:22	0-2	0-2	0-0	0 0 0	1 0 0	0 0	0	0	0	0	1
Team						1 2 3				0	0		
Totals			21-55	9-25	11-22	14 26 40	15 19 62	16 11 4	4 2	4	2		

Technical Fouls: NONE

GON		SMC	
Biggest lead	4 (2 nd 9:57)	14 (1 st 7:41)	
Best Scoring Run	7 (2 nd 18:00)	10 (1 st 7:41)	
Lead Changes	6	0	
Times Tied	6	0	
Time with Lead	04:45	31:08	

Game Notes: SMC F.O. #11 4:22 (2nd) *

Shooting By Period		
1 st	FG%	12-24 50.0%
	3PT%	7-12 58.3%
	FT%	5-15 33.3%
2 nd	FG%	9-31 29.0%
	3PT%	2-13 15.4%
	FT%	6-7 85.7%
GM	FG%	21-55 38.2%
	3PT%	9-25 36.0%
	FT%	11-22 50.0%



2024-25 Gonzaga Men's Basketball Combined Team Statistics In Conference games

Page 1/1
as of Feb 09, 2025

Game Records

Record	Overall	Home	Away	Neutral
ALL GAMES	9-3	5-1	4-2	0-0
CONFERENCE	9-3	5-1	4-2	0-0
NON-CONFERENCE	0-0	0-0	0-0	0-0

Score by Periods

Team	1st	2nd	OT	TOT
Gonzaga	497	544	6	1047
Opponents	377	462	14	853

Team Box Score

No.	Player				Total		3-Point		F-Throw		Rebounds													
		GP-GS	MIN	AVG	FG-FGA	FG%	3FG-3FGA	3FG%	FT-FTA	FT%	OFF	DEF	TOT	AVG	PF	DQ	A	TO	BLK	STL	PTS	AVG		
13	IKE, Graham	12-11	286:39	23.9	84-139	.604	4-15	.267	44-53	.830	27	63	90	7.5	35	2	17	15	8	11	216	18.0		
99	BATTLE, Khalif	12-9	317:46	26.5	45-109	.413	18-57	.316	59-63	.937	5	29	34	2.8	25	0	16	18	0	11	167	13.9		
11	HICKMAN, Nolan	12-12	346:36	28.9	48-107	.449	30-67	.448	6-6	1.000	8	24	32	2.7	17	0	24	12	5	16	132	11.0		
34	HUFF, Braden	12-1	180:44	15.1	56-101	.554	1-7	.143	17-23	.739	18	22	40	3.3	18	0	10	4	7	5	130	10.8		
33	GREGG, Ben	12-11	286:19	23.9	51-78	.654	10-22	.455	13-19	.684	33	41	74	6.2	19	0	26	9	5	14	125	10.4		
0	NEMBARD, Ryan	12-12	404:07	33.7	42-97	.433	12-32	.375	23-35	.657	5	30	35	2.9	23	0	116	28	1	18	119	9.9		
1	AJAYI, Michael	11-1	196:20	17.8	25-54	.463	4-9	.444	23-33	.697	18	43	61	5.5	17	0	8	7	3	6	77	7.0		
4	STROMER, Dusty	11-0	214:22	19.5	19-51	.373	8-31	.258	8-9	.889	3	20	23	2.1	21	0	8	8	4	8	54	4.9		
5	INNOCENTI, Emmanuel	10-3	145:44	14.6	7-20	.350	3-14	.214	1-1	1.000	3	15	18	1.8	14	0	10	2	4	5	18	1.8		
24	DIAGNE, Ismaila	2-0	09:17	4.6	0-0	.000	0-0	.000	2-2	1.000	0	2	2	1.0	4	0	0	0	0	0	2	1.0		
15	FEW, Joe	6-0	16:54	2.8	2-5	.400	0-1	.000	1-1	1.000	1	2	3	0.5	3	0	1	3	0	0	5	0.8		
22	YEO, Jun Seok	5-0	18:56	3.8	1-3	.333	0-1	.000	0-0	.000	1	2	3	0.6	4	0	0	1	0	0	2	0.4		
10	ARAUZMOORE, Joaquim	1-0	01:16	1.3	0-1	.000	0-0	.000	0-0	.000	0	0	0	0.0	0	0	0	0	0	0	0	0.0		
Team											25	21	46					3						
Total		12	2425		380-765	.497	90-256	.352	197-245	.804	147	314	461	38.4	200	2	236	110	37	94	1047	87.3		
Opponents		12	2425		304-711	.428	95-298	.319	150-217	.691	124	270	394	32.8	214	4	145	157	42	64	853	71.1		

Team Statistics

	GONZ	OPP
Scoring		
Points per game	87.3	71.1
Scoring margin	+16.2	-
Field goals-att		
Field goal pct	.497	.428
3 point fg-att		
3-point FG pct	.352	.319
3-pt FG made per game	7.5	7.9
Free throws-att		
Free throw pct	.804	.691
F-Throws made per game	16.4	12.5
Rebounds		
Rebounds per game	38.4	32.8
Rebounding margin	+5.6	-
Assists		
Assists per game	19.7	12.1
Turnovers		
Turnovers per game	9.2	13.1
Turnover margin	+3.9	-
Assist/turnover ratio	2.1	0.9
Steals		
Steals per game	7.8	5.3
Blocks		
Blocks per game	3.1	3.5
Winning streak		
Home win streak	2	-
Attendance		
Home games-Avg/Game	6-6504	6-3995
Neutral site-Avg/Game	-	0-0

Team Results

Date	Opponent		Score	Att.
12/30/2024	at Pepperdine	W	89-82	1506
01/02/2025	Portland	W	81-50	9022
01/04/2025	at LMU (CA)	W	96-68	2369
01/08/2025	San Diego	W	93-80	6000
01/11/2025	Washington St.	W	88-75	6000
01/16/2025	at Oregon St.	Lot	89-97	9301
01/18/2025	Santa Clara	L	99-103	6000
01/25/2025	at Portland	W	105-62	4117
01/28/2025	Oregon St.	W	98-60	6000
02/01/2025	at Saint Mary's (CA)	L	58-62	3500
02/06/2025	LMU (CA)	W	73-53	6000
02/08/2025	at Pacific	W	78-61	3178



2024-25 Gonzaga Men's Basketball Combined Team Statistics All games

Page 1/1
as of Feb 09, 2025

Game Records

Record	Overall	Home	Away	Neutral
ALL GAMES	18-7	11-1	5-2	2-4
CONFERENCE	9-3	5-1	4-2	0-0
NON-CONFERENCE	9-4	6-0	1-0	2-4

Score by Periods

Team	1st	2nd	OT	TOT
Gonzaga	1047	1110	23	2180
Opponents	788	923	40	1751

Team Box Score

No.	Player				Total		3-Point		F-Throw		Rebounds													
		GP-GS	MIN	AVG	FG-FGA	FG%	3FG-3FGA	3FG%	FT-FTA	FT%	OFF	DEF	TOT	AVG	PF	DQ	A	TO	BLK	STL	PTS	AVG		
13	IKE, Graham	25-24	542:57	21.7	160-270	.593	9-26	.346	97-123	.789	50	127	177	7.1	71	2	34	39	12	15	426	17.0		
99	BATTLE, Khalif	25-22	659:24	26.4	93-222	.419	39-118	.331	96-103	.932	11	76	87	3.5	54	0	35	37	1	24	321	12.8		
34	HUFF, Braden	25-1	418:19	16.7	126-224	.563	5-24	.208	27-35	.771	34	56	90	3.6	43	0	23	13	17	7	284	11.4		
0	NEMBARD, Ryan	25-25	877:47	35.1	93-211	.441	28-71	.394	62-81	.765	9	70	79	3.2	39	0	246	56	2	42	276	11.0		
11	HICKMAN, Nolan	25-24	742:18	29.7	98-210	.467	58-131	.443	10-10	1.000	15	53	68	2.7	28	0	49	28	8	26	264	10.6		
33	GREGG, Ben	25-13	540:04	21.6	91-158	.576	16-53	.302	53-68	.779	56	85	141	5.6	41	0	37	16	13	21	251	10.0		
1	AJAYI, Michael	24-12	468:41	19.5	57-130	.438	8-35	.229	38-53	.717	44	85	129	5.4	45	0	20	19	8	17	160	6.7		
4	STROMER, Dusty	24-1	508:15	21.2	44-106	.415	23-66	.348	16-19	.842	11	57	68	2.8	45	0	20	19	5	20	127	5.3		
24	DIAGNE, Ismaila	5-0	27:55	5.6	5-6	.833	0-0	.000	6-8	.750	3	2	5	1.0	9	0	0	1	3	3	16	3.2		
10	ARAUZMOORE, Joaquim	3-0	08:08	2.7	2-6	.333	1-3	.333	0-0	.000	2	2	4	1.3	0	0	0	0	0	1	5	1.7		
22	YEO, Jun Seok	11-0	42:55	3.9	7-13	.538	2-7	.286	2-5	.400	2	3	5	0.5	9	0	1	2	0	1	18	1.6		
5	INNOCENTI, Emmanuel	22-3	207:21	9.4	11-31	.355	4-20	.200	1-2	.500	6	23	29	1.3	23	0	18	4	6	10	27	1.2		
15	FEW, Joe	10-0	25:38	2.6	2-7	.286	0-1	.000	1-1	1.000	1	2	3	0.3	4	0	3	3	0	1	5	0.5		
35	HAALAND, Noah	2-0	05:18	2.7	0-1	.000	0-1	.000	0-0	.000	0	2	2	1.0	2	0	0	0	0	0	0	0.0		
Team											49	48	97					6						
Total		25	5075		789-1595	.495	193-556	.347	409-508	.805	293	691	984	39.4	413	2	486	243	75	188	2180	87.2		
Opponents		25	5075		624-1502	.415	185-623	.297	318-440	.723	244	576	820	32.8	449	8	303	324	92	140	1751	70.0		

Team Statistics

	GONZ	OPP
Scoring		
Points per game	87.2	70.0
Scoring margin	+17.2	-
Field goals-att		
Field goal pct	.495	.415
3 point fg-att		
3-point FG pct	.347	.297
3-pt FG made per game	7.7	7.4
Free throws-att		
Free throw pct	.805	.723
F-Throws made per game	16.4	12.7
Rebounds		
Rebounds per game	39.4	32.8
Rebounding margin	+6.6	-
Assists		
Assists per game	19.4	12.1
Turnovers		
Turnovers per game	9.7	13.0
Turnover margin	+3.2	-
Assist/turnover ratio	2.0	0.9
Steals		
Steals per game	7.5	5.6
Blocks		
Blocks per game	3.0	3.7
Winning streak		
Home win streak	2	-
Attendance		
Home games-Avg/Game	12-6752	7-5198
Neutral site-Avg/Game	-	6-8981

Team Results

Date	Opponent		Score	Att.
11/04/2024	Baylor	W	101-63	12000
11/10/2024	Arizona St.	W	88-80	6000
11/15/2024	UMass Lowell	W	113-54	6000
11/18/2024	at San Diego St.	W	80-67	12414
11/20/2024	Long Beach St.	W	84-41	6000
11/27/2024	vs West Virginia	Lot	78-86	959
11/28/2024	vs Indiana	W	89-73	2885
11/29/2024	vs Davidson	W	90-65	993
12/07/2024	vs Kentucky	Lot	89-90	17846
12/14/2024	vs UConn	L	71-77	18933
12/18/2024	Nicholls	W	102-72	6000
12/21/2024	Bucknell	W	86-65	6000
12/28/2024	vs UCLA	L	62-65	12272
12/30/2024	at Pepperdine	W	89-82	1506
01/02/2025	Portland	W	81-50	9022
01/04/2025	at LMU (CA)	W	96-68	2369
01/08/2025	San Diego	W	93-80	6000
01/11/2025	Washington St.	W	88-75	6000
01/16/2025	at Oregon St.	Lot	89-97	9301
01/18/2025	Santa Clara	L	99-103	6000
01/25/2025	at Portland	W	105-62	4117
01/28/2025	Oregon St.	W	98-60	6000
02/01/2025	at Saint Mary's (CA)	L	58-62	3500
02/06/2025	LMU (CA)	W	73-53	6000
02/08/2025	at Pacific	W	78-61	3178




2024-25 GONZAGA BASKETBALL | TV/RADIO ROSTER




Ryan Nembhard
G | 6-0 | 180 | Sr.
Aurora, Ontario




Michael Ajayi
G | 6-7 | 228 | Sr.
Kent, Wash.



Steele Venters
G | 6-7 | 200 | RJr.
Ellensburg, Wash.




Braeden Smith
G | 6-0 | 170 | Jr.
Seattle, Wash.




Dusty Stromer
G | 6-6 | 200 | So.
Sherman Oaks, Calif.




Emmanuel Innocenti
F | 6-5 | 198 | So.
Ranzanico, Italy



Cade Orness
G | 6-3 | 185 | Fr.
Poulsbo, Wash.



Joaquim ArauzMoore
G | 6-1 | 175 | RFr.
Ross, Calif.



Nolan Hickman
G | 6-2 | 190 | Sr.
Seattle, Wash.



Graham Ike
F | 6-9 | 250 | RSr.
Aurora, Colo.



Graydon Lemke
F | 6-10 | 190 | Fr.
Las Vegas, Nevada




Joe Few
G | 6-0 | 170 | RJr.
Spokane, Wash.




Jun Seok Yeo
F | 6-8 | 218 | Jr.
Seoul, Korea



Ismaila Diagne
C | 7-0 | 237 | Fr.
Nguekhokhe, Senegal




Ben Gregg
F | 6-10 | 230 | Sr.
Clackamas, Ore.



Braden Huff
F | 6-10 | 250 | RSo.
Glen Ellyn, Ill.



Noah Haaland
F | 6-9 | 245 | RJr.
Rathdrum, Idaho



Khalif Battle
G | 6-5 | 185 | Gr.
Hillside, N.J.



Mark Few
Head Coach
26th Season