



# 2024-25 PEPPERDINE MEN'S BASKETBALL

WAVES HOST TWO WCC TEAMS AT HOME

## GAME #18:

## GAME #19:

### 2024-25 SCHEDULE/RESULTS

Date	Opponent	Time/Score
11/2	*Lincoln (Calif.)	W, 128-67
11/6	Western Illinois	W, 77-64
11/9	UC San Diego	L, 94-76
11/16	UC Irvine	L, 80-62
11/20	UNLV	L, 80-59
11/22	^ Northwestern	L, 68-50
11/26	CSU Fullerton	L, 72-63
11/29	^ New Mexico State	W, 82-70
11/30	^ Weber State	L, 68-53
12/4	Life Pacific	W, 119-57
12/7	Grambling State	W, 89-57
12/14	Northern Arizona	W, 86-76
12/19	Long Beach State	L, 79-76
12/21	UC Davis	W, 85-46
12/28	* Santa Clara	L, 91-80
12/30	* Gonzaga	L, 89-82
1/2	* Saint Mary's	L, 71-41
1/4	* Pacific	W, 87-70
TBD	* LMU	TBD
1/16	* San Francisco	7 PM
1/18	* Saint Mary's	7 PM
1/23	* Oregon State	6:30 PM
1/25	* Pacific	7 PM
1/30	* San Diego	7 PM
2/1	* Portland	7 PM
2/8	* Washington State	2 PM
2/13	* San Diego	7 PM
2/15	* Gonzaga	7 PM
2/20	* Oregon State	7 PM
2/22	* LMU	6 PM
2/27	* Portland	7 PM
3/1	* Washington State	7 PM

3/6-9 WCC Tournament  
\* West Coast Conference game  
^ Arizona Tip-Off game (Tempe, Ariz.)  
# WCC Championships (Las Vegas, Nev.)  
Home games in **bold**



**PEPPERDINE WAVES**  
Location: Malibu, Calif.  
Overall Record: 7-10  
WCC Record: 1-3  
HC: Ed Schilling



**USF DONS**  
Overall Record: 14-5  
WCC Record: 4-2  
HC: Chris Gerlufsen



**SAINT MARY'S GAELS**  
Location: Moraga, Calif.  
Overall Record: 15-3  
WCC Record: 5-0  
HC: Randy Bennett

## COVERAGE



All home and conference contests will be available to stream via ESPN+ for the second-straight season. Head to [ESPN.com/Watch](https://ESPN.com/Watch) to catch the Waves.

Hall of Famer Al Epstein continues his streak of 1,210 and 1,211-straight men's basketball broadcasts in his 40th season on the call. Joining him is Joey Vergilis in the color commentary seat.

## SURF REPORT

**GAME #18:** Pepperdine vs USF | Malibu, Calif. | 7 PM | [ESPN+](https://ESPN.com/Watch)

**GAME #19:** Pepperdine vs Saint Mary's | Malibu, Calif. | 7 PM | [ESPN+](https://ESPN.com/Watch)

**FIRE RELIEF:** To assist those affected by the LA County fires, please visit [this link](https://www.pepperdine.edu/strongfund) for a list of ways to donate including the Pepperdine Strong Fund, the Boys & Girls Club of Malibu, the Malibu Urgent Care Center and more. Pepperdine is incredibly grateful to the firefighters and first responders who have kept thousands safe during these events.

**GAME DONATIONS:** Fans are encouraged to bring chapsticks/lip balm, preservative free eye drops, throat lozenges or hard candies and sunscreen to the game for donations to Malibu Urgent Care who supplies these items to those affected by the fires.

**LAST TIME OUT:** A week has passed since Pepperdine last saw competition, as three Waves scored in double-figures and the team enjoyed a 17-point win over Pacific two Saturdays ago. The result was the first road win of the 2024-25 season and first win in West Coast Conference play for the Waves.

**BOARD BUDS:** Pepperdine currently ranks second in the WCC for defensive rebounds per game (27.1), largely due to the efforts of Butka and Coulibaly who average 7.0 and 7.2 per game and have totaled 365 of the team's 628 defensive boards. Butka ranks 12th in the WCC for rebounding average and Coulibaly sits at eighth, while the latter also leads the conference in blocks per game (1.8).

**CHEF TODOROVIC:** Sitting second the WCC in scoring, Stefan Todorovic also ranks T-21st in the nation for his 19.5 points per contest. He has also recorded two of the top six scoring outputs in the conference with his 33 and 32 points against UC San Diego and Long Beach State respectively. The Serbian sits fifth in the WCC in field goal percentage (.493), second in free throw percentage (.893) and second in threes per game (2.4).

## LAST GAME'S STARTING LINEUP

#	Name	Pos.	Ht.	Cl.	PPG	RPG	APG
5	Moe Odum	G	6-1	Jr.	13.1	2.8	7.4
7	Stefan Todorovic	G	6-8	Sr.	19.5	5.5	2.2
10	Jaxon Olvera	G	6-5	Fr.	8.2	2.2	0.6
12	Boubacar Coulibaly	F	6-10	R-Sr.	9.1	7.2	1.2
13	Dovydas Butka	G/F	6-9	So.	7.7	7.0	2.6

### PEPPERDINE ATHLETIC COMMUNICATIONS

#### Morgan Davenport

E-Mail.....morgan.davenport@pepperdine.edu  
Office.....310-506-6018  
Cell.....405-763-7694

## QUICK FACTS

Location..... Malibu, Calif.  
 Founded..... 1937 (Malibu Campus 1972)  
 Enrollment..... 10,000 (3,500 undergraduate)  
 Nickname..... Waves  
 Colors..... Navy & Orange  
 Conference..... West Coast  
 Home Court..... Firestone Fieldhouse  
 capacity..... 3,104  
 opened..... 1973  
 President..... James A. Gash  
 Athletic Director..... Tanner Gardner  
 Athletic Department phone..... (310) 506-4150  
 Ticket Office phone..... (866) WAVE-TIX

## MEN'S BASKETBALL STAFF

Head Coach..... Ed Schilling (1st season)  
 alma mater..... Miami (OH) '88  
 Assistant Coach..... Scott Rigot (1st season)  
 alma mater..... Buffalo '85  
 Assistant Coach..... Tyus Edney (1st season)  
 alma mater..... UCLA '95  
 Assistant Coach..... Josh Calpert  
 alma mater..... Central Missouri  
 Assistant Coach..... Mike Doig (1st season)  
 alma mater..... Clearwater Christian '93  
 Assistant Coach..... Jeremy Grubbs (1st season)  
 alma mater..... Pitt '05

## MEN'S BASKETBALL HISTORY

2023-24 Overall Record..... 13-20  
 2023-24 Conference Record..... 5-11 (8th)  
 2023-24 Postseason..... WCC 2nd round  
 Starters Returning/Lost..... 0/5  
 Letterwinners Returning/Lost..... 1/10  
 Newcomers..... 12 (4 freshmen/8 transfers)  
 All-Time Record (entering 2024-25)..... 1,294-1,197  
 seasons..... 86  
 first season..... 1938-39  
 All-Time WCC Record (entering 2024-25)..... 461-527  
 seasons..... 69  
 first season..... 1955-56  
 NCAA Tournament Appearances..... 13  
 last..... 2002  
 WCC Regular-Season Championships..... 12  
 last..... 2002  
 WCC Tournament Championships..... 3  
 last..... 1994

## FOLLOW ALONG

Website..... www.PepperdineWaves.com  
 Twitter..... @PeppBasketball  
 ..... @PepperdineWaves  
 Facebook..... /PeppBasketball  
 ..... /PepperdineWaves  
 Instagram..... pepperdinehoops  
 ..... pepperdinewaves

## NOTES ON THE NAME

Though the letter pairing of its abbreviation is unfortunate, Pepperdine University should **never** be referred to as "PU" or "UP." The only appropriate abbreviation for scorebugs, graphics or any other short name placement is **PEPP** or **PEP**.

**SHARING THE WEALTH:** Averaging almost eight assists per game, junior Moe Odum could pass his way into the Pepperdine top 10 for cumulative assists in a season if he continues on the same pace. Last season, Odum finished third in the WCC for assists per game while playing for Pacific. Currently, he stands fifth in the country for total assists this season (125), sixth for assists per game and second in the WCC in the same category (7.5 apg).

**SCHILLING & COMPANY:** Beginning his first campaign as the Waves' head coach, Ed Schilling has gathered a cabinet of assistant coaches with several decades of coaching experience at all levels of the sport, ranging from Power 5 schools to success at the NAIA, junior college and high school levels.

**NEW KIDS ON THE BLOCK:** The 2024-25 roster features 12 new faces and just two returners in Boubacar Coulibaly and David Mager. Seven of the 12 transferred in to Pepperdine while four are true freshmen. The roster is also significantly older than in years past, seeing three graduate students and five upperclassmen.

**PRO WAVES:** Revered Wave Doug Christie is currently the interim head coach of the Sacramento Kings. Maxwell Lewis was the 40th pick in the 2023 Draft and earned big minutes in the NBA Summer League. Kessler Edwards began his professional career with the Brooklyn Nets who drafted him at 44th in 2021 but has since been traded to the Sacramento Kings and now resides on the Dallas Mavericks roster. Pepperdine's record-holder for scoring and assists Colbey Ross currently plays for Pallacanestro Trieste— one of the top teams in Italy.

## CATCH THE WAVES

Season tickets for Pepperdine men's and women's basketball are currently on sale at [PepperdineWaves.com/Tickets](https://PepperdineWaves.com/Tickets) with single-game purchases to become available October 25. Season ticket prices begin at \$99 and fans have the opportunity to purchase a pass for priority parking near Firestone Fieldhouse for \$200.

**PEPPERDINE BASKETBALL:** This is the 86th season of Pepperdine men's basketball, and the 51st year that the Waves have called Firestone Fieldhouse home. The Waves has been to the NCAA Tournament 13 times (last in 2002) and has won 12 West Coast Conference regular-season titles (last in 2002) and three WCC Tournament crowns (last in 1994). The Waves won the College Basketball Invitational in 2021.

## 2024-25 PEPPERDINE MEN'S BASKETBALL ROSTER

No.	Name	Pos.	Ht.	Wt.	Yr.	Exp.	Hometown (High School/Last School)
1	David Mager	G	6-3	180	R-SO	1V	Englewood, N.J. (Dwight-Englewood School)
2	Stevie Prudholme #	G	6-2	180	FR	HS	Malibu, Calif. (Oaks Christian HS)
3	Aaron Clark	G	6-6	195	SO	1V	Easton, Pa. (Wake Forest)
4	Alonso Faure	F	6-10	230	GR	4V	Busot, Spain (Loyola Maryland)
5	Moe Odum	G	6-1	160	JR	2V	The Bronx, N.Y. (Pacific)
7	Stefan Todorovic	F	6-8	210	SR	3V	Belgrade, Serbia (SMU/San Francisco)
8	Zion Bethea	G	6-4	200	R-JR	2V	South Orange, N.J. (Hofstra/St. Francis/Delaware)
9	Taj Au-Duke	G	6-3	180	FR	HS	Scarborough, Ontario, Canada (CALI Prep)
10	Jaxon Olvera	G	6-5	190	FR	HS	Houston, Texas (Golden State Prep)
12	Boubacar Coulibaly	F	6-10	225	R-SR	4V	Bamako, Mali USC)
13	Dovydas Butka	G/F	6-9	215	SO	HS	Panevezys, Lithuania (BC Zalgiris U21)
15	Kyle Braun #	G	6-2	182	GR	4V	Los Angeles, Calif. (Marshall)
23	Javon Cooley	G/F	6-5	205	GR	4V	Chicago, Ill. (Marist)
24	Alex Leiba #	C	6-10	240	GR	4V	Old Bridge, N.J. (Penn State Harrisburg)
34	Mike Saunders Jr.	G	6-0	189	GR	4V	Indianapolis, Ind. (McNeese/Cincinnati/Utah)
35	Danilo Dozic	F	6-10	215	FR	HS	Belgrade, Serbia (JL Bourg U21)

# walk-on

### Coaching Staff

**Head Coach:** Ed Schilling, 1st season (Miami OH '88)

**Assistant Coaches:** Scott Rigot, Tyus Edney, Josh Calbert, Michael Doig, Jeremy Grubbs

**Athletic Trainer:** Justin Ericson, 10th season (Nebraska-Kearney '06)

**Strength & Conditioning:** Matt Young, 15th season (Lipscomb '01)



2024-25 Pepperdine Men's Basketball  
Combined Team Statistics  
All games

Game Records

Record	Overall	Home	Away	Neutral
ALL GAMES	7-10	5-3	1-6	1-1
CONFERENCE	1-3	0-1	1-2	0-0
NON-CONFERENCE	6-7	5-2	0-4	1-1

Score by Periods

Team	1st	2nd	OT	TOT
Pepperdine	588	675	0	1263
Opponents	597	635	0	1232

Team Box Score

No.	Player				Total		3-Point		F-Throw		Rebounds											
		GP-GS	MIN	AVG	FG-FGA	FG%	3FG-3FGA	3FG%	FT-FTA	FT%	OFF	DEF	TOT	AVG	PF	DQ	A	TO	BLK	STL	PTS	AVG
7	TODOROVIC, Stefan	17-17	583:60	34.4	112-227	.493	40-97	.412	67-75	.893	11	82	93	5.5	31	1	37	41	1	17	331	19.5
5	ODUM, Moe	17-17	562:29	33.1	77-164	.470	28-72	.389	40-47	.851	3	44	47	2.8	30	0	125	39	1	24	222	13.1
12	COULIBALY, Boubacar	17-17	437:12	25.7	63-102	.618	0-0	.000	28-48	.583	42	81	123	7.2	50	2	20	20	30	10	154	9.1
10	OLVERA, Jaxon	17-5	329:55	19.4	56-116	.483	13-39	.333	15-24	.625	15	23	38	2.2	29	2	10	13	3	9	140	8.2
13	BUTKA, Dovydas	17-17	472:12	27.8	53-109	.486	9-32	.281	16-35	.457	34	85	119	7.0	38	0	45	29	3	11	131	7.7
8	BETHEA, Zion	12-12	285:54	23.8	30-92	.326	15-44	.341	11-26	.423	5	29	34	2.8	15	0	15	17	2	15	86	7.2
35	DOZIC, Danilo	11-0	190:12	17.3	18-52	.346	10-26	.385	9-11	.818	4	22	26	2.4	14	0	5	4	6	4	55	5.0
9	AU-DUKE, Taj	15-0	179:18	12.0	7-33	.212	3-11	.273	23-25	.920	2	18	20	1.3	17	0	18	9	1	2	40	2.6
4	FAURE, Alonso	16-0	127:45	8.0	18-33	.545	0-5	.000	6-8	.750	12	22	34	2.1	15	0	7	12	4	2	42	2.7
1	MAGER, David	17-0	96:26	5.7	15-41	.366	1-14	.071	3-5	.600	5	10	15	0.9	14	0	0	6	2	2	34	2.0
15	BRAUN, Kyle	5-0	41:06	8.2	2-14	.143	1-11	.091	3-3	1.000	0	5	5	1.0	6	1	0	1	0	3	8	1.6
24	LEIBA, Alex	8-0	44:02	5.5	5-7	.714	0-0	.000	2-4	.500	3	5	8	1.0	13	0	2	2	1	3	12	1.5
32	SAUNDERS JR., Mike	6-0	49:30	8.3	2-6	.333	1-2	.500	3-3	1.000	0	6	6	1.0	3	0	3	4	0	1	8	1.3
Team											32	28	60					8				
Total		17	3400		458-996	.460	121-353	.343	226-314	.720	168	460	628	36.9	275	6	287	205	54	103	1263	74.3
Opponents		17	3400		440-1037	.424	124-400	.310	228-304	.750	181	414	595	35.0	286	4	214	192	46	119	1232	72.5

Team Statistics

	PEP	OPP
Scoring	1263	1232
Points per game	74.3	72.5
Scoring margin	+1.8	-
Field goals-att	458-996	440-1037
Field goal pct	.460	.424
3 point fg-att	121-353	124-400
3-point FG pct	.343	.310
3-pt FG made per game	7.1	7.3
Free throws-att	226-314	228-304
Free throw pct	.720	.750
F-Throws made per game	13.3	13.4
Rebounds	628	595
Rebounds per game	36.9	35.0
Rebounding margin	+1.9	-
Assists	287	214
Assists per game	16.9	12.6
Turnovers	205	192
Turnovers per game	12.1	11.3
Turnover margin	-0.8	-
Assist/turnover ratio	1.4	1.1
Steals	103	119
Steals per game	6.1	7.0
Blocks	54	46
Blocks per game	3.2	2.7
Winning streak	1	-
Home win streak	0	-
Attendance	5049	21890
Home games-Avg/Game	8-631	7-3127
Neutral site-Avg/Game	-	2-869

Team Results


Date	Opponent		Score	Att.
11/06/2024	Western Ill.	W	77-64	801
11/09/2024	at UC San Diego	L	76-94	3688
11/16/2024	at UC Irvine	L	62-80	2123
11/20/2024	at UNLV	L	59-80	4544
11/22/2024	at Northwestern	L	50-68	5853
11/26/2024	Cal St. Fullerton	L	63-72	453
11/29/2024	vs New Mexico St.	W	82-70	814
11/30/2024	vs Weber St.	L	53-68	924
12/04/2024	LIFE Pacific	W	119-57	456
12/07/2024	Grambling	W	85-57	366
12/14/2024	Northern Ariz.	W	86-76	575
12/19/2024	Long Beach St.	L	76-79	389
12/21/2024	UC Davis	W	85-46	503
12/28/2024	at Santa Clara	L	80-91	1133
12/30/2024	Gonzaga	L	82-89	1506
01/02/2025	at Saint Mary's (CA)	L	41-71	3391
01/04/2025	at Pacific	W	87-70	1158



# PEPPERDINE BROADCAST ROSTER



**DAVID  
MAGER**  
R-SO • G • 6-3  
Englewood, N.J.  
Dwight-Englewood HS  
(Major)



**STEVIE  
PRUDHOLME**  
FR • G • 6-2  
Malibu, Calif.  
Oaks Christian HS



**AARON  
CLARK**  
SO • G • 6-6  
Easton, Penn.  
Wake Forest



**ALONSO  
FAURE**  
GR • F • 6-10  
Busot, Spain  
Loyola Maryland  
(Four-aye)



**MOE  
ODUM**  
JR\* • G • 6-1  
The Bronx, N.Y.  
Pacific



**STEFAN  
TODOROVIC**  
SR • F • 6-8  
Belgrade, Serbia  
SMU/San Francisco  
(Todoro-vitch)



**ZION  
BETHEA**  
R-JR • G • 6-4  
South Orange, N.J.  
Hofstra/St. Francis/  
Delaware



**TAJ  
AU-DUKE**  
FR • G • 6-3  
Scarborough, Ontario  
CALI Prep  
(Tahj Ow-Duke)



**JAXON  
OLVERA**  
FR • G • 6-5  
Houston, Texas  
Golden State Prep  
(Jackson)



**BOUBACAR  
COULIBALY**  
R-SR • F • 6-10  
Bamako, Mali  
USC  
(Boo-buh-carr  
Coo-lee-bally)



**DOVYDAS  
BUTKA**  
SO • F • 6-9  
Panevezys, Lithuania  
BC Zalgiris  
(Dove-ee-dahs Boot-kah)



**KYLE  
BRAUN**  
GR • G • 6-2  
Los Angeles, Calif.  
Marshall  
(Brawn)



**JAVON  
COOLEY**  
GR • F • 6-5  
Chicago, Ill.  
Marist



**ALEX  
LEIBA**  
GR • C • 6-10  
Old Bridge, N.J.  
Penn State Harrisburg  
(Lie-bah)



**MIKE  
SAUNDERS JR.**  
GR • G • 6-0  
Indianapolis, Ind.  
Cincinnati/Utah/  
McNeese



**DANILO  
DOZIC**  
FR • F • 6-10  
Belgrade, Serbia  
JL Bourg U21  
(Da-knee-low Doe-zitch)



**ED  
SCHILLING**  
HEAD COACH



**SCOTT  
RIGOT**  
ASSISTANT COACH  
(Ree-joe)



**TYUS  
EDNEY**  
ASSISTANT COACH




**JOSH  
CALBERT**  
ASSISTANT COACH



**MIKE  
DOIG**  
ASSISTANT COACH



**JEREMY  
GRUBBS**  
ASSISTANT COACH



1987-88	Jim Harrick
1988-89	Tom Asbury
1989-90	Tom Asbury
1990-91	Tom Asbury
1991-92	Tom Asbury
1992-93	Tom Asbury
1993-94	Tom Asbury
1994-95	Tony Fuller
1995-96	Tony Fuller/Marty Wilson
1996-97	Lorenzo Romar
1997-98	Lorenzo Romar
1998-99	Lorenzo Romar
1999-00	Jan van Breda Kolff
2000-01	Jan van Breda Kolff
2001-02	Paul Westphal
2002-03	Paul Westphal
2003-04	Paul Westphal
2004-05	Paul Westphal
2005-06	Paul Westphal
2006-07	Vance Walberg
2007-08	V. Walberg/E. Bridgeland
2008-09	Tom Asbury
2009-10	Tom Asbury
2010-11	Tom Asbury
2011-12	Marty Wilson
2012-13	Marty Wilson
2013-14	Marty Wilson
2014-15	Marty Wilson
2015-16	Marty Wilson
2016-17	Marty Wilson
2017-18	Marty Wilson
2018-19	Lorenzo Romar
2019-20	Lorenzo Romar
2020-21	Lorenzo Romar
2021-22	Lorenzo Romar
2022-23	Lorenzo Romar
2023-24	Lorenzo Romar
2024-25	<b>Ed Schilling</b>

## ED SCHILLING

Pepperdine University has appointed coaching and player development veteran **Ed Schilling** to serve as the Head Coach of the Waves men's basketball program. During his 13 years as an assistant at UMass, Memphis, UCLA, Indiana and Grand Canyon, his teams went a combined 304-134 and participated in eight NCAA Tournaments—including appearances in the Final Four and Sweet 16.

During Coach Schilling's first season at GCU, the men's basketball program won its first conference title and qualified for its first NCAA Tournament. While at GCU, the team went on to claim the 2023 and 2024 Western Athletic Conference title and made three total appearances in the NCAA tournament. Prior to coaching at GCU, Coach Schilling served as an assistant coach at Indiana from 2017 to 2019 and at UCLA from 2013 to 2017. During his tenure at UCLA, the Bruins compiled a 96-45 overall record, made three Sweet Sixteen appearances (2014, 2015, and 2017), and sent nine players to the NBA. Coach Schilling was also the assistant coach under basketball coaching legend John Calipari on three different teams—UMass, Memphis, and the New Jersey Nets. His first collegiate coaching season with UMass posted a 35-2 record and made a Final Four appearance.

Prior to his impressive experience in collegiate and professional basketball, Schilling, a Lebanon, Indiana, native, coached high school basketball at Park Tudor School, Western Boone Junior-Senior High School, and Logansport High School in his home state. Schilling also coached the Adidas High School All-American Team in various national and international competitions and was a director and trainer at the Champions Academy in Indianapolis, Indiana. Schilling has an extensive background in player development and, from 2007 to 2013, trained more than 60 players per year at St. Vincent's Sports Performance and its NBA readiness program, where he prepared high-profile young players for the NBA draft.

As a student-athlete, Schilling was a four-year starting point guard and a two-time captain at Miami University in Ohio from 1985 to 1988. At Miami, Schilling helped lead the team to two NCAA Tournament appearances and was a three-time academic all-conference selection. He also established single-game, season, and career assist records at Miami University, all of which are still standing.

The Pepperdine men's basketball program completed its 86th season in 2023-24 and the 51st year playing in the historic Firestone Fieldhouse. The Waves have been to the NCAA Tournament 13 times and have won 12 West Coast Conference regular-season titles, three WCC Tournament crowns and the College Basketball Invitational title in 2021. Thirty-three former Pepperdine players have gone on to be selected on NBA Draft nights over the years, with the most recent Wave to enter the pros being Maxwell Lewis who was selected to the Los Angeles Lakers in 2023.

Deeply passionate about inspiring players to perform at the highest level, Coach Schilling has also co-authored two books—Guard Play (1998), which covers the technical skills and leadership attributes necessary to be a successful point guard or shooting guard, and Five Star Basketball, a collection of inspirational words and playing techniques by some of the greatest collegiate basketball coaches.

Coach Schilling is married to his wife, April, a former assistant coach for the Indiana Fever. He has four daughters—Christiana, Natalie, Ava, and Callie—and one son, Edmund Cross.



# PEPPERDINE'S RECORD WHEN...

	2024 -2025
Game Decided by 1-5 Points -----	0-1
Game Decided by 6-9 Points -----	0-2
Game Decided by 10+ Points -----	7-7
Leading at Halftime -----	7-2
Tied at Halftime -----	0-0
Trailing at Halftime -----	0-8
Leading With 5 Minutes to Play -----	7-0
Tied With 5 Minutes to Play -----	0-1
Trailing With 5 Minutes to Play -----	0-9
Scoring 100+ Points -----	1-0
Scoring 90-99 Points -----	0-0
Scoring 80-89 Points -----	5-2
Scoring 70-79 Points -----	1-2
Scoring 60-69 Points -----	0-2
Scoring 59 or Fewer Points -----	0-
Opp. Scoring 80+ Points -----	0-5
Opp. Scoring 70-79 Points -----	3-3
Opp. Scoring 60-69 Points -----	1-2
Opp. Scoring 50-59 Points -----	2-0
Opp. Scoring 40-49 Points -----	1-0

	2024 -2025
50%-plus FG Pct. -----	6-1
40-49% FG Pct. -----	1-4
39.9%-minus FG Pct. -----	0-5
Opp. 50%-plus FG Pct. -----	0-3
Opp. 40-49% FG Pct. -----	2-6
Opp. 39.9%-minus FG Pct. -----	5-1
Better FG% Than Opponent -----	7-1
Opponent Has Better FG% -----	0-9
More 3FGM Made Than Opponent -----	6-3
3FGM Are Equal -----	0-1
Opponent Has More 3FGM -----	1-6
80%-plus FT Pct. -----	0-4
70-79% FT Pct. -----	5-4
69%-minus FT Pct. -----	2-2
Better FT% Than Opponent -----	2-4
FT% Is Equal -----	0-0
Opponent Has Better FT% -----	5-6
Outrebounding Opponent -----	6-3
Rebounds Are Equal -----	0-2
Outrebounded by Opponent -----	1-5

	2024 -2025
Fewer Turnovers Than Opponent -----	4-2
Turnovers Are Equal -----	0-1
More Turnovers Than Opponent -----	1-8
6 Waves Score in Double-Figures -----	0-0
5 Waves Score in Double-Figures -----	2-0
4 Waves Score in Double-Figures -----	2-2
3 Waves Score in Double-Figures -----	3-5
2 Waves Score in Double-Figures -----	0-3
1 Wave Scores in Double-Figures -----	0-0
Waves Have More in Double-Figures -----	4-3
Double-Figure Scorers Are Equal -----	3-1
Opp. Has More in Double-Figures -----	0-5
Waves' Bench Scores More -----	3-2
Bench Scoring Is Equal -----	0-0
Opponent Bench Scores More -----	4-8
Wearing Blue -----	1-5
Wearing Gray -----	1-1
Wearing Orange -----	0-0
Wearing White -----	5-4
Overtime -----	0-0

## THE LAST TIME...

### Pepperdine Defeated an AP Top 25 Team:

11/27/2004 vs. #20 Wisconsin (75-61)

### Pepperdine Defeated an AP Top 10 Team:

11/28/2001 at #10 UCLA (85-78)

### Pepperdine Defeated an AP Top 25 Team on Road:

11/28/2001 at #10 UCLA (85-78)

### Won an Overtime Game: (lost 8 straight)

Waves..... 2/1/2020 at LMU (68-67, A)

Opponent..... 1/20/2022 by LMU (80-85, A)

### Won a Multi-Overtime Game: (lost 3 straight)

Waves..... 2/4/23 vs Portland (94-93, H)

Opponent..... 11/27/2020 by UCLA (98-107, N)

### 100+ Points by a Team:

Waves..... 12/4/24 vs Life Pacific (119-57, H)

Opponent..... 2/15/24 at Saint Mary's (103-59)

### Fewer Than 50 Points by a Team:

Waves..... 1/19/23 vs Saint Mary's (44-73, H)

Opponent..... 12/3/2020 by Saint Katherine (94-45)

### 60+ Percent Field Goal Shooting:

Waves..... 2/17/24 vs Portland (.617)

Opponent..... 2/15/24 at Saint Mary's (103-59)

### 30 Percent Field Goal Shooting or Less:

Waves..... 1/19/23 vs Saint Mary's (.302)

Opponent..... 12/21/24 vs LBSU (.280)

### 12+ Three-Pointers Made:

Waves..... 2/17/24 vs Portland (15)

Opponent..... 12/28/24 @ Santa Clara (15)

### Zero Three-Pointers Made:

Waves..... 2/14/2015 at Gonzaga (0-10)

Opponent..... 11/16/2015 by SD Christian (0-19)

### 6+ Players Scored in Double-Figures:

Waves..... 12/31/2018 vs. Ala. A&M (6)

Opponent..... 1/14/23 at BYU (6)

### Zero Players Scored in Double-Figures

Waves..... 3/18/2015 at Seattle

Opponent..... 1/31/2019 by Portland

### Player Scored 40+ Points:

Waves..... 3/7/2020, Colbey Ross

.....vs. Saint Mary's (43)

Opponent..... 3/7/2020, Jordan Ford

.....of Saint Mary's (42)

### Player Scored 30+ Points:

Waves..... 12/19/24, Stefan Todorovic

..... vs LBSU (32)

Opponent..... 2/5/23, Cam Shelton

..... of LMU (32)

### Player Made 6+ Three-Pointers:

Waves..... 2/11/23, Mike Mitchell Jr.

..... at USF (7)

Opponent..... 2/11/2023, Tyrell Roberts

..... of USF (6)

### Player Made 5+ Three-Pointers:

Waves..... 11/9/24, Stefan Todorovic

..... @ UCSD (6)

Opponent..... 2/11/2023, Tyrell Roberts

..... of USF (6)

### Player Made 15+ Free Throws:

Waves..... 1/26/2019, Colbey Ross

..... vs. Saint Mary's (15-for-16)

Opponent..... 11/19/2019, Onyeka Okongwu

..... of USC (17-for-21)

### Player Made 10+ Free Throws:

Waves..... 2/21/24, Michael Ajayi

..... at UOP (13-for-14)

Opponent..... 2/4/23, Tyler Robertson

..... of Portland (14-for-18)

### Player Had 20+ Rebounds:

Waves..... 1/3/2005, Glen McGowan

..... vs. Colorado State (22)

Opponent..... 11/11/2016, Josh Martin

..... of Cal Poly (21)

### Player Had 15+ Rebounds:

Waves..... 2/21/24, Michael Ajayi

..... at UOP (17)

Opponent..... 2/23/23, Brandin Podziemski

..... of SCU (18)

### Player Had 10+ Assists:

Waves..... 12/19/24, Moe Odum

..... vs LBSU (11)

Opponent..... 2/16/2022, Andrew Nembhard

..... of Gonzaga (14)

### Player Had 5+ Blocked Shots:

Waves..... 3/23/2021, Kessler Edwards

..... vs. Bellarmine (5)

Opponent..... 1/28/2022, Terrell Brown

..... of San Diego (5)

### Player Had 5 or more Steals:

Waves..... 1/4/24, Jevon Porter

..... at Gonzaga (5)

Opponent..... 12/10/22, Josh Pierre Louis

..... of UCSB (6)

### Player Had Consecutive Double-Doubles:

Michael Ajayi (2).....

at Pacific (2/21/24 and at San Francisco (2/24/24)

Michael Ajayi (2).....

at Gonzaga (1/4/24) and vs Santa Clara (1/6/24)

### Player Had a Triple-Double

Waves..... 2/1/1991, Doug Christie

..... vs. Saint Mary's (21 pts, 11 ast, 10 rbs)

### Player Had a 20-20 Game:

Waves..... 1/3/2005, Glen McGowan

..... vs. Colorado State (31 pts, 22 rbs)

Opponent..... 2/3/2007, Josh Heytvelt

..... of Gonzaga (27 pts, 22 rbs)

### 3 Players with 20+ Points:

Waves..... 2/8/23 vs Gonzaga

..... (Mallette 22, Lewis 20, Porter 20)

Opponent..... 11/27/2020 by UCLA

..... (Smith 26, Campbell 22, Bernard 21)

### 2 Players with 20+ Points:

Waves..... 2/3/24 at Portland

..... (Mallette 28, Porter 22)

Opponent..... 3/2/23 by Pacific

..... (Boone 25, Odum 22)

### 3 Players with Double-Doubles:

Waves..... 3/6/2021 vs. Santa Clara

..... (Ross 25/12a, Kessler E. 21/11r, Zidek 13/10r)

Opponent..... unknown

### 2+ Players with Double-Doubles:

Waves..... 2/9/23 vs BYU

..... (Porter 30/10, Mitchell Jr. 13/11a)

Opponent..... 2/23/23 by SCU

..... (Podziemski 23/18r, Tongue 12/10r)



# LAST TIME OUT



Official Basketball Box Score - Final  
**Pepperdine at Pacific**  
01/04/25 Alex G. Spanos Center, Stockton  
2024-25 Men's Basketball

Game Time: 4:00 PM  
Game Duration: 1:49  
Attendance: 1,158

Officials: Jason Albanza, Jeremy Dente, Matthew Ditty

Pepperdine - 87

Record: 7-10 (1-3)

NO.	Name		Min	FG		3P		FT		Rebounds			Fouls		TP	AS	TO	ST	Blocks		+/-
				M-A		M-A		M-A		OR	DR	TOT	PF	FD					BS	BA	
12	Boubacar Coulibaly	F	30:38	2-5		0-0		3-4		1	7	8	4	3	7	3	2	1	1	1	8
13	Dovydas Butka	F	31:41	3-5		0-2		2-5		0	2	2	3	4	8	3	2	1	0	0	19
5	Moe Odum	G	34:22	5-9		1-5		4-4		0	6	6	1	2	15	11	2	2	0	0	18
7	Stefan Todorovic	G	35:29	10-13		7-8		2-2		0	6	6	2	3	29	1	3	2	0	2	16
10	Jaxon Olvera	G	29:41	8-13		2-6		1-3		1	0	1	3	3	19	1	2	0	0	0	19
32	Mike Saunders Jr.		08:55	0-0		0-0		0-0		0	1	1	1	1	0	1	0	0	0	0	4
15	Kyle Braun		07:02	0-4		0-3		0-0		0	2	2	0	0	0	0	0	1	0	0	-7
35	Danilo Dozic		15:51	2-4		2-4		1-2		0	2	2	2	2	7	1	0	0	0	0	17
1	David Mager		02:07	1-1		0-0		0-0		0	0	0	0	0	2	0	2	0	0	0	-3
4	Alonso Faure		02:07	0-0		0-0		0-0		0	1	1	1	0	0	0	0	0	0	0	-3
9	Taj Au-Duke		02:07	0-0		0-0		0-0		0	0	0	2	0	0	0	1	0	0	0	-3
Team										4	2	6			0			0			
Totals				31-54		12-28		13-20		6	29	35	19	18	87	21	14	7	1	3	17

Shooting By Period			
1 <sup>st</sup>	FG%	15-29	51.7%
	3PT%	4-15	26.7%
	FT%	6-11	54.5%
2 <sup>nd</sup>	FG%	16-25	64.0%
	3PT%	8-13	61.5%
	FT%	7-9	77.8%
GM	FG%	31-54	57.4%
	3PT%	12-28	42.9%
	FT%	13-20	65.0%

Dead Ball Rebounds: 4, 0

Technical Fouls::NONE

Pacific - 70

Record: 5-13 (0-4)

NO.	Name		Min	FG		3P		FT		Rebounds			Fouls		TP	AS	TO	ST	Blocks		+/-
				M-A		M-A		M-A		OR	DR	TOT	PF	FD					BS	BA	
2	Elias Ralph	F	31:49	6-12		2-4		2-2		2	4	6	4	3	16	0	2	2	0	1	-6
11	Burke Smith	F	10:10	0-2		0-2		0-0		0	0	0	3	1	0	0	1	0	0	0	1
0	Jefferson Koulibaly	G	21:50	4-12		1-8		0-1		0	4	4	4	3	9	2	0	1	0	0	-7
1	Lamar Washington	G	38:31	3-12		2-8		0-0		1	2	3	0	0	8	7	5	2	1	0	-17
22	Elijah Fisher	G	37:19	4-7		1-3		9-12		2	1	3	0	6	18	1	5	2	0	0	-20
10	Jazz Gardner		13:09	0-0		0-0		0-0		0	3	3	0	0	0	0	1	0	0	0	-12
3	Petar Krivokapic		26:05	4-7		3-5		3-4		0	3	3	3	4	14	2	1	1	1	0	-12
33	Carter Benton		06:44	1-2		1-2		0-0		0	0	0	1	0	3	0	0	0	0	0	-13
8	Kris Keinys		12:16	0-2		0-0		2-4		1	0	1	3	2	2	1	0	0	1	0	-2
21	Amare Campbell		02:07	0-0		0-0		0-0		1	0	1	0	0	0	0	0	0	0	0	3
Team										3	3	6			0			0			
Totals				22-56		10-32		16-23		10	20	30	18	19	70	13	15	8	3	1	-17

Technical Fouls::NONE

Shooting By Period			
1 <sup>st</sup>	FG%	12-28	42.9%
	3PT%	3-14	21.4%
	FT%	1-3	33.3%
2 <sup>nd</sup>	FG%	10-28	35.7%
	3PT%	7-18	38.9%
	FT%	15-20	75%
GM	FG%	22-56	39.3%
	3PT%	10-32	31.3%
	FT%	16-23	69.6%

Dead Ball Rebounds: 2, 0

	PEP	PAC
Biggest lead	24 (2 <sup>nd</sup> 9:40)	3 (1 <sup>st</sup> 17:24)
Best Scoring Run	10(2 <sup>nd</sup> 10:45)	8(2 <sup>nd</sup> 15:16)
Lead Changes	6	
Times Tied	3	
Time with Lead	31:42	03:05

	PEP	PAC
Points from		
Turnovers	22	13
Paint	26	22
Second Chance	2	5
Fast Breaks	9	2
Bench	9	19

Period by Period Scoring			
	1st	2nd	TOT
PEP	40	47	87
PAC	28	42	70

# PEPPERDINE SEASON & CAREER HIGHS

(TRANSFER CAREER INFO ONLY CARRIED OVER FROM NCAA DIVISION I INSTITUTIONS)

SEASON.....	#1 DAVID MAGER.....	CAREER
.....	Points .....	10 @ UNLV (11/20/24)
.....	Minutes .....	18 @ UNLV (11/20/24)
.....	Rebounds .....	3, multiple
.....	Assists .....	
.....	Blocked Shots .....	1, multiple
.....	Steals .....	1, multiple
.....	FG Made .....	5 @ UNLV (11/20/24)
.....	3FG Made .....	1, several
.....	FT Made .....	2 @ NW (11/22/24)

SEASON.....	#4 ALONSO FAURE.....	CAREER
12 vs LPU (12/4/24).....	Points .....	18, twice (LMD)
17 vs WIU (11/6/24).....	Minutes .....	36 @ Colgate (1/30/23, LMD)
10 vs LPU (12/4/24).....	Rebounds .....	13 vs Goucher (12/22/22, LMD)
2 vs LPU (12/4/24).....	Assists .....	4, several (LMD)
1 vs LPU (12/4/24).....	Blocked Shots .....	3, several (LMD)
1 vs NAU (12/14/24).....	Steals .....	3, several (LMD)
5 vs LPU (12/4/24).....	FG Made .....	8 vs Wash. College (11/17/22, LMD)
.....	3FG Made .....	2 vs American (2/25/23, LMD)
3 vs NMSU (11/29/24).....	FT Made .....	6 @ Missouri (11/25/23, LMD)

SEASON.....	#5 MOE ODUM.....	CAREER
24 vs ZAGS (12/30/24).....	Points .....	24 vs ZAGS (12/30/24)
39 @ UCSD (11/9/24).....	Minutes .....	45 vs USF, OT (1/4/24, UOP)
6 @ UOP (1/4/25).....	Rebounds .....	6 @ UOP (1/4/25)
11, multiple.....	Assists .....	11, multiple
1 @ NM (11/22/24).....	Blocked Shots .....	1, several (UOP)
3, several.....	Steals .....	4 vs UCD (12/16/23, UOP)
9 vs ZAGS (12/30/24).....	FG Made .....	9 vs ZAGS (12/30/24)
3, several.....	3FG Made .....	4 vs LeMoyne (11/24/23, UOP)
7 vs NAU (12/14/24).....	FT Made .....	9 vs USF, OT (1/4/24, UOP)

SEASON.....	#7 STEFAN TODOROVIC.....	CAREER
33 @ UCSD (11/9/24).....	Points .....	33 @ UCSD (11/9/24)
39 @ UCSD (11/9/24).....	Minutes .....	39 @ UCSD (11/9/24)
9 vs CSUF (11/26/24).....	Rebounds .....	10 vs Tulane (11/11/23, SMU)
5 vs NMSU (11/29/24).....	Assists .....	3, twice
1 vs GSU (12/7/24).....	Blocked Shots .....	1, several
3, several.....	Steals .....	3 vs LBSU (12/19/24)
10, multiple.....	FG Made .....	10, multiple
7 @ UOP (1/4/25).....	3FG Made .....	7 @ UOP (1/4/25)
12 vs LBSU (12/19/24).....	FT Made .....	12 vs LBSU (12/19/24)

SEASON.....	#8 ZION BETHEA.....	CAREER
16 vs LPU (12/4/24).....	Points .....	24 vs MSM (11/7/22, SFB)
33 @ UCSD (11/9/24).....	Minutes .....	33 @ UCSD (11/9/24)
8 vs NMSU (11/29/24).....	Rebounds .....	8 vs NMSU (11/29/24)
5 vs LPU (12/4/24).....	Assists .....	5, several
1 @ UCSD (11/9/24).....	Blocked Shots .....	1, several
4 vs LPU (12/4/24).....	Steals .....	4 @ SFPA (1/20/23, SFB)
6, several.....	FG Made .....	10 vs MSM (11/7/22, SFB)
3, several.....	3FG Made .....	4, several
6 @ UCSD (11/9/24).....	FT Made .....	7 vs LIU (1/28/23, SFB)

SEASON.....	#9 TAJ AU-DUKE.....	CAREER
10 @ NW (11/22/24).....	Points .....	
20, twice.....	Minutes .....	
2 @ UNLV (11/20/24).....	Rebounds .....	
7 vs LPU (12/4/24).....	Assists .....	
1 @ UNLV (11/20/24).....	Blocked Shots .....	
1, several.....	Steals .....	
2 @ NW (11/22/24).....	FG Made .....	
1 @ NW (11/22/24).....	3FG Made .....	
5 @ NW (11/22/24).....	FT Made .....	

SEASON.....	#10 JAXON OLVERA.....	CAREER
27 vs ZAGS (12/30/24).....	Points .....	
39 vs ZAGS (12/30/24).....	Minutes .....	
4 vs NAU (12/14/24).....	Rebounds .....	
2 vs ZAGS (12/30/24).....	Assists .....	
2 vs LBSU (12/19/24).....	Blocked Shots .....	
3, multiple.....	Steals .....	
12 vs ZAGS (12/30/24).....	FG Made .....	
3 vs ZAGS (12/30/24).....	3FG Made .....	
3 vs GSU (12/7/24).....	FT Made .....	

SEASON.....	#12 BOUBACAR COULIBALY.....	CAREER
22 vs NAU (12/14/24).....	Points .....	22 vs NAU (12/14/24)
35 vs ZAGS (12/30/24).....	Minutes .....	35 vs ZAGS (12/30/24)
11, several.....	Rebounds .....	15 vs Westcliff (12/29/23)
4 @ SMC (1/2/25).....	Assists .....	4 @ SMC (1/2/25)
5 @ UCI (11/16/24).....	Blocked Shots .....	5 @ UCI (11/16/24)
2 vs LPU (12/4/24).....	Steals .....	3, multiple
10 vs NAU (12/14/24).....	FG Made .....	7 at USD (1/13/24)
5 vs WEBER (11/30/24).....	FT Made .....	3, three times

SEASON.....	#13 DOVYDAS BUTKA.....	CAREER
18 vs UCD (12/21/24).....	Points .....	
39 vs WIU (11/6/24).....	Minutes .....	
13 vs GSU (12/6/24).....	Rebounds .....	
4, several.....	Assists .....	
1 @ UCSD (11/9/24).....	Blocked Shots .....	
4 vs ZAGS (12/30/24).....	Steals .....	
7, several.....	FG Made .....	
2, several.....	3FG Made .....	
5 @ UCSD (11/9/24).....	FT Made .....	

SEASON.....	#24 ALEX LEIBA.....	CAREER
7 vs LPU (12/4/24).....	Points .....	
16 @ UNLV (11/20/24).....	Minutes .....	
4 vs LPU (12/4/24).....	Rebounds .....	
1 vs LPU (12/4/24).....	Assists .....	
1 vs GSU (12/7/24).....	Blocked Shots .....	
1 vs GSU (12/7/24).....	Steals .....	
3 vs LPU (12/4/24).....	FG Made .....	
.....	3FG Made .....	
1 vs GSU (12/7/24).....	FT Made .....	



SCOUTING USF

**SERIES VS THE DONS:** 54-88 overall, 26-37 home, 21-47 away, 7-4 neutral.


**NET RANKING:** #77, 6th in the WCC.

After going 10-3 in nonconference play, the Dons began their WCC competition on a three-game win streak over LMU, Santa Clara and Pacific before their first league loss at Washington State. Most recently, USF fell in an unusually lopsided 77-54 loss at Santa Clara.

USF’s Malik Thomas recently dethroned Stef Todorovic as the conference’s leading scorer, but not by much as the Don averages 20.3 points compared to Todorovic’s 19.5. Thomas has also won the WCC Player of the Week award four times this season for his efforts.

LAST 5 GAMES:


vs

 SCU

W

97-94


@

 PAC

W

89-81


@

 WSU

L

91-82


vs

 PORT

W

81-72


@

 SCU

L

77-54

@

 PEPP

1/16  
7:00 PM

Record	Overall	Home	Away	Neutral	Team	1st	2nd	OT	TOT
ALL GAMES	14-5	11-0	1-3	2-2	San Francisco	669	777	11	1457
CONFERENCE	4-2	3-0	1-2	0-0	Opponents	560	717	8	1285
NON-CONFERENCE	10-3	8-0	0-1	2-2					

Team Box Score																								
No.	Player				Total		3-Point		F-Throw		Rebounds													
		GP-GS	MIN	AVG	FG-FGA	FG%	3FG-3FGA	3FG%	FT-FTA	FT%	OFF	DEF	TOT	AVG	PF	DQ	A	TO	BLK	STL	PTS	AVG		
1	THOMAS, Malik	19-19	583:34	30.7	123-253	.486	39-97	.402	100-122	.820	9	62	71	3.7	50	1	45	39	2	39	385	20.3		
55	WILLIAMS, Marcus	19-19	582:56	30.7	92-199	.462	40-100	.400	39-50	.780	9	60	69	3.6	44	1	82	48	6	27	263	13.8		
5	RILEY IV, Tyrone	19-19	520:25	27.4	72-133	.541	20-54	.370	25-37	.676	34	72	106	5.6	40	0	20	24	7	19	189	9.9		
21	NEWBURY, Ndewedo	11-11	267:03	24.3	36-78	.462	9-25	.360	11-15	.733	16	31	47	4.3	18	0	29	18	12	8	92	8.4		
2	LINGUARD, JR., Carlton	19-19	398:57	21.0	60-137	.438	22-77	.286	10-19	.526	29	51	80	4.2	54	3	20	26	17	4	152	8.0		
35	WANG, Junjie	17-8	295:44	17.4	38-84	.452	16-48	.333	23-38	.605	21	26	47	2.8	27	0	9	16	1	3	115	6.8		
0	BEASLEY, Ryan	14-0	335:31	24.0	29-72	.403	12-40	.300	14-20	.700	8	28	36	2.6	27	0	27	12	0	13	84	6.0		
23	RIVERA-TORRES, Jason	18-0	174:39	9.7	16-49	.327	4-20	.200	15-22	.682	14	35	49	2.7	11	0	12	10	4	8	51	2.8		
11	O'DONNELL, James	19-0	257:51	13.6	21-34	.618	0-0	.000	8-23	.348	18	44	62	3.3	37	0	7	17	13	6	50	2.6		
13	BEASLEY, Robby	19-0	224:18	11.8	13-30	.433	7-20	.350	4-6	.667	6	15	21	1.1	13	0	9	13	2	5	37	1.9		
14	ABOSI, Veniamin	14-0	134:19	9.6	8-25	.320	3-13	.231	5-14	.357	3	16	19	1.4	14	0	8	8	5	5	24	1.7		
10	GIGIBERIA, Saba	12-0	37:07	3.1	3-7	.429	0-0	.000	5-15	.333	9	12	21	1.8	5	0	1	1	2	1	11	0.9		
34	POOM, Karl	4-0	06:09	1.5	0-1	.000	0-0	.000	2-2	1.000	1	1	2	0.5	0	0	2	0	0	0	2	0.5		
45	ARDOUIN, Drew	4-0	06:26	1.6	1-1	1.000	0-0	.000	0-0	.000	0	0	0	0.0	0	0	0	0	0	0	2	0.5		
Team											28	28	56					8						
Total		19	3825		512-1103	.464	172-494	.348	261-383	.681	205	481	686	36.1	340	5	271	240	71	138	1457	76.7		
Opponents		19	3825		449-1070	.420	128-406	.315	259-361	.717	186	460	646	34.0	334	8	199	259	50	139	1285	67.6		

Team Statistics

	USF	OPP
Scoring	1457	1285
Points per game	76.7	67.6
Scoring margin	+9.1	-
Field goals-att	512-1103	449-1070
Field goal pct	.464	.420
3 point fg-att	172-494	128-406
3-point FG pct	.348	.315
3-pt FG made per game	9.1	6.7
Free throws-att	261-383	259-361
Free throw pct	.681	.717
F-Throws made per game	13.7	13.6

Team Results


Date	Opponent		Score	Att.
11/05/2024	Cal Poly	W	86-78	2073
11/09/2024	Boise St.	W	84-73	2963
11/13/2024	Long Beach St.	W	84-54	1928
11/16/2024	Chicago St.	W	82-37	1864
11/21/2024	vs Memphis	L	64-68	0
11/25/2024	vs Clemson	L	55-70	1690
11/26/2024	vs Fordham	W	85-64	0
12/01/2024	Mercyhurst	W	87-59	1234
12/05/2024	Saint Louis	W	78-61	0
12/11/2024	Stanislaus St.	W	68-52	1238
12/15/2024	vs Loyola Chicago	W	76-66	3278

Points

 Malik Thomas G

20.3

Rebounds

 Tyrone Riley IV G

5.6

Assists

 Marcus Williams G

4.3

Steals

 Malik Thomas G

2.1

Blocks

 Carlton Linguard Jr. C

0.9

# SCOUTING SAINT MARY'S


**SERIES VS THE GAELS:** 73-80 overall, 38-32 home, 30-40 away, 5-8 neutral.

**NET RANKING:** #34, 2nd in the WCC.

Pepperdine met up with Saint Mary's in Moraga earlier this month, resulting in a 71-41 loss for the Waves. Luke Barrett led the Gaels with 16 points as Mikey Lewis contributed 14. The SMC defense halted any Pepperdine offensive production as the Waves went 31.5% from the field and 12.5% from beyond the arc.


Veteran guard Augustas Marciulionis is ninth in the conference in scoring with his 14.4 points per game, but it is Lewis who has made an early case for WCC Freshman of the Year after earning the weekly award three times already this season.

LAST 5 GAMES:

vs  PAC


W

70-60

vs  PEPP


W

71-41

@  PORT


W

81-58

vs  LMU


W

81-56

@  USD

W

103-56

@  PEPP

1/18

7:00 PM

Record	Overall	Home	Away	Neutral	Team	1st	2nd	OT	TOT
ALL GAMES	15-3	10-1	3-0	2-2	Saint Mary's (CA)	648	716	21	1385
CONFERENCE	5-0	3-0	2-0	0-0	Opponents	480	616	15	1111
NON-CONFERENCE	10-3	7-1	1-0	2-2					

Team Box Score																						
No.	Player				Total		3-Point		F-Throw		Rebounds											
		GP-GS	MIN	AVG	FG-FGA	FG%	3FG-3FGA	3FG%	FT-FTA	FT%	OFF	DEF	TOT	AVG	PF	DQ	A	TO	BLK	STL	PTS	AVG
3	MARCIULIONIS, Augustas	18-18	613:32	34.1	88-205	.429	28-79	.354	56-67	.836	8	37	45	2.5	36	1	101	38	2	22	260	14.4
23	MURAUSKAS, Paulius	18-18	504:05	28.0	79-179	.441	18-56	.321	48-63	.762	44	115	159	8.8	42	1	33	30	8	17	224	12.4
33	BARRETT, Luke	18-18	661:09	36.7	72-160	.450	23-72	.319	31-44	.705	50	80	130	7.2	46	1	25	15	8	18	198	11.0
11	SAXEN, Mitchell	18-18	508:01	28.2	72-142	.507	0-0	.000	35-69	.507	88	61	149	8.3	50	4	31	27	23	28	179	9.9
0	LEWIS, Mikey	18-0	296:28	16.5	65-145	.448	30-76	.395	17-24	.708	9	29	38	2.1	18	0	17	18	6	15	177	9.8
2	ROSS, Jordan	18-18	474:04	26.3	51-141	.362	16-49	.327	35-51	.686	9	43	52	2.9	29	0	59	19	6	13	153	8.5
1	WESSELS, Harry	17-0	157:16	9.3	21-31	.677	0-0	.000	24-29	.828	14	26	40	2.4	25	0	7	14	10	0	66	3.9
45	MCKEEVER, Andrew	13-0	96:18	7.4	22-31	.710	0-0	.000	4-13	.308	16	20	36	2.8	10	0	1	3	5	3	48	3.7
9	HARDAWAY, Ashton	18-0	198:51	11.0	17-44	.386	8-26	.308	7-8	.875	10	24	34	1.9	16	0	9	5	4	7	49	2.7
24	GAD, Kevin	9-0	23:15	2.6	4-8	.500	2-6	.333	0-0	.000	0	3	3	0.3	3	0	3	0	0	0	10	1.1
7	DENT, Joshua	13-0	62:60	4.8	4-12	.333	3-10	.300	0-0	.000	0	4	4	0.3	1	0	7	5	0	3	11	0.8
22	BENNETT, Cade	14-0	54:00	3.9	3-9	.333	1-6	.167	3-5	.600	0	5	5	0.4	4	0	15	3	0	3	10	0.7
Team											36	20	56					6				
Total		18	3650		498-1107	.450	129-380	.339	260-373	.697	284	467	751	41.7	280	7	308	183	72	129	1385	76.9
Opponents		18	3650		410-1016	.404	104-322	.323	187-253	.739	166	384	550	30.6	319	7	228	223	51	104	1111	61.7


## Team Statistics

	SMC	OPP
Scoring	1385	1111
Points per game	76.9	61.7
Scoring margin	+15.2	-
Field goals-att	498-1107	410-1016
Field goal pct	.450	.404
3 point fg-att	129-380	104-322
3-point FG pct	.339	.323
3-pt FG made per game	7.2	5.8
Free throws-att	260-373	187-253
Free throw pct	.697	.739
F-Throws made per game	14.4	10.4
Rebounds	751	550
Rebounds per game	41.7	30.6
Rebounding margin	+11.2	-

## Team Results


Date	Opponent	Score	Att.
11/04/2024	Towson	W 76-69	3326
11/07/2024	Chattanooga	W 86-74	3188
11/12/2024	Akron	W 87-68	3316
11/17/2024	vs Nebraska	W 77-74	3241
11/20/2024	Stanislaus St.	W 78-38	3148
11/23/2024	Cal Poly	W 80-66	3500
11/28/2024	vs Southern California	W 71-36	1006
11/29/2024	vs Arizona St.	L 64-68	2310
12/03/2024	UTSA	Wot 82-74	3015
12/07/2024	at Utah	W 72-63	7435
12/14/2024	vs Boise St.	Lot 65-67	3443
12/19/2024	Merrimack	W 73-68	3255
12/22/2024	Utah St.	L 68-75	3500
12/28/2024	Pacific	W 70-60	3500
01/02/2025	Pepperdine	W 71-41	3301

Points

 Augustas Marciulionis G


14.4

Rebounds

 Paulius Murauskas F


8.8

Assists

 Augustas Marciulionis G


5.6

Steals

 Mitchell Saxen C

1.6

Blocks

 Mitchell Saxen C

1.3