



PORTLAND BASKETBALL

2023-24 SCHEDULE/RESULTS

Overall: 11-20 • WCC: 5-11

H: 9-6 • A: 2-11 • N: 0-3

OT: 1-0 • vs. Ranked: 0-0

DATE	OPPONENT (TV)	TIME
Nov. 6	Long Beach State	W, 78-73
Nov. 8	Lewis & Clark	W, 89-72
Nov. 12	UC Riverside (KRCW)	W, 76-65
Nov. 15	Tennessee State	L, 65-75
Nov. 18	Nevada (KRCW)	L, 83-108
Nov. 25	Willamette	W, 107-84
Nov. 28	Portland State	L, 74-75
Dec. 1	Wyoming	W, 81-70
Dec. 3	Air Force (KRCW)	L, 58-80
Dec. 7	North Dakota State	L, 67-78
Dec. 9	North Dakota	W, 83-72
Dec. 16	Grand Canyon#	L, 63-91
Dec. 21	Hawaii% (ESPN2)	L, 56-69
Dec. 22	vs. UMass% (ESPN2)	L, 78-100
Dec. 24	vs. Temple% (ESPN2)	L, 54-55
Jan. 6	Pacific* (KRCW)	W, 78-64
Jan. 11	Saint Mary's* (ESPNU)	L, 52-95
Jan. 13	San Francisco*	L, 69-96
Jan. 20	Santa Clara*	L, 86-101
Jan. 23	San Diego*	L, 81-85
Jan. 25	LMU*	L, 65-92
Jan. 27	San Francisco*	L, 64-76
Feb. 1	Pacific*	W, 65-60
Feb. 3	Pepperdine*	W, 93-89
Feb. 7	Gonzaga* (CBSSN)	L, 64-96
Feb. 10	Saint Mary's*	L, 51-76
Feb. 15	San Diego*	L, 66-71
Feb. 17	Pepperdine	L, 70-91
Feb. 22	Gonzaga* (ROOT)	L, 65-86
Feb. 29	Santa Clara* (KRCW)	W, 80-75 (ot)
Mar. 2	LMU*	W, 70-60
Mar. 7-12	WCC Championships	
Mar. 8	vs. No. 7 LMU	8:30 PM

*WCC game; Home games in **bold**; All times Pacific

Jerry Colangelo Classic (Phoenix, Ariz.)

% Diamond Head Classic (Honolulu, Hawaii)

MEN'S HOOPS CONTACT JASON BROUGH

Office: 503-943-8439

Cell: 503-706-3460

E-mail: brough@up.edu



WEEK 17 | GAME NOTES

vs. LMU



Opponent: LMU (12-18, 5-11 WCC)

Day: Friday

Date: Mar. 8

Time: 8:30 p.m.

Place: Las Vegas, Nev.

Arena: Orleans Arena

TV: ESPN+

Radio: 910 ESPN Portland

Series: LMU leads 60-52



THIS WEEK

- Portland enters the 2024 Credit 1 WCC Basketball Championships as the No. 6 seed and faces No. 7 LMU on Friday at 8:30 p.m. at the Orleans Arena in Las Vegas. The winner advances to Saturday's quarterfinals against No. 3 San Francisco at 9:30 p.m.
- Friday's game will be aired on ESPN+. Radio coverage will be 910 ESPN Portland with Jason Swygard and Jennifer Mountain calling the action.
- Saturday's game will air on ESPN2 and 910 ESPN Portland.
- Saturday's winner moves on to Monday's semifinals against No. 2 Gonzaga at 8:30 p.m. on ESPN2.
- The tournament championship game is set for Tuesday at 6 p.m. on ESPN.
- Live coverage links for Portland games can be found at PortlandPilots.com.
- Follow @PortlandMBB on Twitter for in-game updates.
- Single session tournament tickets are still available by visiting WCCsports.com.

PORTLAND STARTERS LAST GAME

Pos.	No.	Player	PPG	RPG	APG
G	0	Vukasin Masic (6-5, 210, RS-So., Belgrade, Serbia)	12.4	4.0	2.9
G	2	Tyler Robertson (6-6, 225, Sr., Melbourne, Australia)	16.5	4.4	3.7
G	4	Juanse Gorosito (6-0, 185, So., Argentina)	8.5	2.0	2.6
G	5	Chris Austin (6-4, 210, Gr., Pasadena, Calif.)	7.0	2.2	1.1
F	24	Bol Dengdit (6-11, 210, RS-Fr., Melbourne, Australia)	6.0	4.6	0.7

PILOTS OFF THE BENCH

F	1	Thomas Oosterbroek (6-8, 220, RS-So., Amsterdam)	2.4	2.0	1.1
F	3	Yuto Yamanouchi-Williams (6-10, 230, So., Japan)	8.6	5.2	0.8blk
G	10	Coleman Lemke (6-8, 190, RS-So., Las Vegas, Nev.)	0.9	0.4	0.3
G	15	Tyler Harris (6-8, 190, Fr., Hayward, Calif.)	12.1	7.3	0.9blk
G	20	Drew Stack (6-3, 200, RS-Fr., Madison, N.J.)	0.4	0.1	0.1
F	21	Noah Jordan (6-8, 200, Gr., Indianapolis, Ind.)	3.3	3.6	0.8
F	23	Vasilije Vucinic (6-11, 250, Jr., Bijelo Polje, Montenegro)	4.7	3.0	0.4blk
G	33	Andrew Younan (6-5, 195, RS-Fr., Westlake Village, Calif.)	0.0	0.0	0.0

2023-24 REDSHIRTS

G	11	Vincent Delano (6-2, 175, Fr., Phoenix, Ariz.)	-	-	-
G	12	Kelson Gebbers (6-7, 200, Fr., Brewster, Wash.)	-	-	-
G	13	Jude Harris (6-5, 205, Fr., Manhattan Beach, Calif.)	-	-	-
F	22	Cyprian Hyde (6-11, 235, Fr., Oceanside, Calif.)	-	-	-

PortlandPilots.com [@PortlandMBB](https://twitter.com/PortlandMBB) [PortlandMBB](https://facebook.com/PortlandMBB) [PortlandMBB](https://instagram.com/PortlandMBB)

#WeArePortland | #GoPilots

2023-24 QUICK FACTS

Started Men's Hoops/Joined D-I: 1922-23/1958-59
 All-Time Overall Record: 1231-1424 (.464)
 Chiles Center Record/Years: .. 310-252 (.552)/39th
 All-Time WCC Record/Years:.. 232-463 (.334)/47th
 WCC Titles/WCC Tourney Titles:0/1 (1996)
 NCAA Tournament Appearances: ... 2 (1959, 1996)
 CIT/TBC Appearances: 5 (2009-11, 2015, 2022)
 2022-23 Overall Record:..... 14-19 (.424)
 2022-23 WCC Record/Place: 5-11 (.313)/8th
 2022-23 Postseason: N/A
 Letterwinners Returning/Lost: 8/5
 Starters Returning/Lost: 5/0
 Newcomers: 8
 Head Coach: Shantay Legans
 (3rd year, Fresno State '04)
 Career Record/Years:..... 119-103 (.536)/7th
 Record at School/Years:..... 44-54 (.449)/3rd
 WCC Record/Years:..... 17-29 (.370)/3rd
 Associate HC:.. Bobby Suarez (3rd year, FGCU '12)
 Assistants: T.J. Lipold (3rd year, Westmont '12)
 Arturo Ormond (1st year, UT-Pan American '91)
 Dir. of Ops.:Matthew Meyer (1st year)
 Video Coordinator:..... Declan Mclean (1st year)
 Strength Coach:..... Griffin Waller (8th year)
 Athletic Trainer:..... Sam Gay (3rd year)
 Team Chaplain: ... Fr. Dan Parrish, C.S.C. (7th year)
 Team Doctor: Brian Bettencourt, MD

GENERAL INFO

Location:..... Portland, Ore.
 Website: PortlandPilots.com
 National Affiliation: NCAA Division I
 Conference: West Coast
 Founded:1901
 Enrollment:.....3,442
 Nickname:Pilots
 Colors: Purple & White
 Home Court:..... Chiles Center (4,852)
 President: Dr. Robert Kelly
 Vice President for Athletics:Scott Leykam
 Athletic Department Phone: 503-943-8420

MEDIA INFO

MBB Contact: Jason Brough
 E-mail:..... brough@up.edu
 Office Phone:503-943-8439
 Cell Phone:503-706-3460
 Radio Station:910 ESPN Portland (KMTT)



PILOTS AT THE WCC TOURNAMENT

- Portland is 14-35 all-time at the WCC Championships and 7-15 in Las Vegas.
- Portland won the 1996 WCC Tournament to earn the automatic NCAA bid and were defeated in the finals of the 1995 tournament by Gonzaga, the only two finals appearances in school history.
- UP has reached the semifinals five times, most recently in 2015.
- Last season the Pilots knocked off San Diego in the opening round before falling to BYU in the second round.

ABOUT THE PILOTS

- Portland finished the regular season on a high note with home wins against Santa Clara (80-75, overtime) and LMU (70-60) to move into a tie for sixth-place in the league standings.
- Redshirt freshman **F Bol Dengdit** has thrived with an expanded role during league play. The Melbourne, Australia native recorded double-doubles in each of the last two games and had four total double-doubles in WCC play. He averaged 9.3 points and 7.1 rebounds in league.
- Senior captain **Tyler Robertson** earned his third straight All-WCC honor picking up a second team award this year. Robertson scored 32 points in the win against SCU and followed with 12 points, 11 assists and six rebounds in the win over LMU on Senior Night. Robertson leads the Pilots and ranks third in the WCC in scoring (16.5), second in minutes per game (35.3), fifth in assists (3.7) and seventh in field goal percentage (.451).

- Freshman **G Tyler Harris**, was named to the WCC All-Freshman Team, but missed eight WCC games with an ankle injury. Harris ranks sixth nationally among freshmen in rebounds (7.3), while his five double-doubles are tied for fifth best in the country for freshmen.
- 2023 All-WCC Freshman **G Juanse Gorosito** set a UP freshman record for threes made (63) last season. In WCC games he tied for third with 43 three-pointers made.
- Redshirt sophomore **G Vukasin Masic** (Maine transfer) is second on the team in scoring (12.4) and has scored 20 or more points in six games.
- The Pilots welcomed the return of **Chris Austin** to the active roster this season. Austin, who averaged 14.4 points for the Pilots two seasons ago, took a medical redshirt last year after breaking his leg in the final game of the 2021-22 season.
- Sophomore **F Yuto Yamanouchi-Williams** was pulled off of redshirt and made his Pilot debut with 12 points and 10 rebounds in the league opener vs. Pacific on Jan. 6. Yamanouchi-Williams is averaging 8.6 points and 5.2 rebounds and has reached double figures in five games. He has missed the last three games (hip). A sophomore transfer from Lamar, he made 24 starts last year and averaged 6.9 points and a team-high 7.1 rebounds per game.

Pilots At The WCC Tournament

All-Time Record: 14-35
 Tournament Titles: 1, 1996

By Round

Preliminary Rounds: 5-14
 Quarterfinals: 6-17
 Semifinals: 2-3
 Championship: 1-1

By Opponent

BYU: 0-2
 Gonzaga: 1-4
 Loyola Marymount: 2-7
 Pepperdine: 2-5
 Saint Mary's: 1-5
 San Diego: 5-3
 San Francisco: 1-3
 Santa Clara: 2-6

By Coach

Jack Avina: 0-1
 Larry Steele: 1-6
 Rob Chavez: 5-6
 Michael Holton: 0-5
 Eric Reveno: 5-10
 Terry Porter: 1-5
 Shantay Legans: 2-2

By Site

Gonzaga: 0-1
 Loyola Marymount: 1-1
 Portland: 1-3
 San Diego: 0-4
 San Francisco: 0-2
 Santa Clara: 5-9
 Las Vegas: 7-15

- Portland welcomes four freshmen to the 2023-24 roster. G **Tyler Harris** (Hayward, Calif.) led Granada HS to the 2023 CIF NorCal Division I championship and a runner-up finish at the State Division I Boys Championship with a 17-point and 10-rebound effort in the title game loss to Notre Dame. G **Vincent Delano** (Phoenix, Ariz.) played for nationally recognized Arizona Compass Prep as a senior. F **Cyprian Hyde** (Oceanside, Calif.) earned All-North County Coastal First Team honors as a senior after leading the team to the second round of the 2023 CIF San Diego Section Division II Championships. G **Jude Harris** (Manhattan Beach, Calif.) was First Team All-Camino Real League in 2023 after averaging 15 points, eight rebounds and five assists. Delano, Hyde and Jude Harris are redshirting the 2023-24 season.
- The Pilots are represented by seven different countries, tied for third in the nation behind Arizona and Hawaii. Portland players hail from the United States (10), Australia (2), Argentina (1), Japan (1), Montenegro (1), Netherlands (1) and Serbia (1).

ROBERTSON RECOGNIZED

- **Tyler Robertson** became the sixth Pilot ever to earn three separate All-WCC awards after garnering All-WCC Second Team honors this year. He joins an exclusive list of top players in program history:

Three-Time All-WCC Honorees in Portland History

- Rick Raivio: 1978 (1st), 1979 (1st), 1980 (1st)
- Dionn Holton: 1996 (HM), 1997 (HM), 1998 (1st)
- Pooh Jeter: 2004 (1st), 2005 (HM), 2006 (1st)
- Jared Stohl: 2009 (HM), 2010 (HM), 2011 (HM)
- Alec Wintering: 2015 (2nd), 2016 (1st), 2017 (HM)
- Tyler Robertson: 2022 (2nd), 2023 (HM), 2024 (2nd)

ROBERTSON IN RARE COMPANY NATIONALLY

- **Tyler Robertson** has scored in double figures in all but two games this year, including a UP and WCC season-high 34 on Jan. 20 at Santa Clara.
- Robertson had 28 points at Portland St. on Nov. 28, scored his 1,000th point as a Pilot versus Long Beach St., passed the 1,500-point mark for his career Dec. 16 versus Grand Canyon and ranks 55th among all active players in career scoring (1,814).
- Robertson also has 634 career rebounds and 511 assists making him one of three players nationally with totals of 1,800 points, 600 rebounds and 500 assists: **Tristen Newton** (UConn) and **Baylor Scheierman** (Creighton)
- Last season, Robertson and Jalen Pickett (Penn State) were the only Division I players to average at least 15 points, 5.0 rebounds and 5.0 assists per game. Robertson also led the WCC in assists, assists per game and free throws made (163).
- Robertson is Top 15 on the UP career charts in assists per game (4.5, 7th), assists (428, 6th), free throws made (368, 5th), scoring average (15.7, 9th), free throw percentage (.820, 11th), total points (1,500, 6th) and threes made (158, 6th).

DENGDI DOIN' WORK

- Freshman F **Bol Dengdit** recorded his fourth double-double with 10 points and 12 rebounds against LMU after logging 10 points and 13 rebounds in Thursday's win against Santa Clara. He was the Feb. 5 WCC Freshman of the Week after averaging 11.0 points and 9.0 rebounds in a pair of Portland wins.
- After playing limited minutes during non-league play, Dengdit is averaging 9.3 points and a team-high 7.1 rebounds per game in WCC action. He is second among WCC freshmen in rebounds during league play.
- He recorded his first career double-double with 11 points and 10 rebounds at Pacific on Feb. 1 and has reached double figures eight of the last nine games, including a season-high 15 points at San Diego.



2023-24 FINAL STANDINGS

Team	WCC Pct.	Overall Pct.
#23 Saint Mary's	15-1 .938	24-7 .774
#19 Gonzaga	14-2 .875	24-6 .800
San Francisco	11-5 .688	22-9 .710
Santa Clara	10-6 .625	19-12 .613
San Diego	7-9 .438	17-14 .548
Portland	5-11 .313	11-20 .355
LMU	5-11 .313	12-18 .400
Pepperdine	5-11 .313	12-19 .387
Pacific	0-16 .000	6-25 .194

2024 WCC Player of the Year Awards

Coach: Randy Bennett, SMC

Player: Augustas Marciulionis, SMC

Defensive: Mitchell Saxen, SMC

Freshman: Ryan Beasley, USF

Newcomer: Jonathan Mogbo, USF

Sixth Man: Deuce Turner, USD

All-Conference First Team

Michael Ajayi, Pepperdine

Adama-Alpha Bal, Santa Clara

Graham Ike, Gonzaga

Aidan Mahaney, Saint Mary's

Augustas Marciulionis, Saint Mary's

Jonathan Mogbo, San Francisco

Ryan Nembhard, Gonzaga

Mitchell Saxen, Saint Mary's

Anton Watson, Gonzaga

Marcus Williams, San Francisco

All-Conference Second Team

Alex Ducas, Saint Mary's

Nolan Hickman, Gonzaga

Wayne McKinney III, San Diego

Tyler Robertson, Portland

Deuce Turner, San Diego

Honorable Mention

Joshua Jefferson, Saint Mary's

Houston Mallette, Pepperdine

Carlos Marshall Jr., Santa Clara

Alex Merkviladze, LMU

Ndewedu Newbury, San Francisco

Jevon Porter, Pepperdine

Malik Thomas, San Francisco

Christoph Tilly, Santa Clara

All-Freshman Team

Ryan Beasley, San Francisco

Jake Ensminger, Santa Clara

Tyler Harris, Portland

Braden Huff, Gonzaga

Kevin Patton Jr., San Diego

PILOTS ON TV

Portland is scheduled to have a minimum of five nationally-televised games and a total of 12 regular season games on TV this season. Four games will air on the ESPN family of networks, one on CBS Sports Network, one on ROOT Sports Northwest and five locally on Portland's CW (KRCW). Below is the complete TV schedule.

Date	Opponent	Station
Nov. 12	UC Riverside	Portland's CW
Nov. 18	Nevada	Portland's CW
Dec. 3	Air Force	Portland's CW
Dec. 16	Grand Canyon	Fox 12+
Dec. 21	Hawaii (DHC)	ESPN2
Dec. 22	TBA (DHC)	ESPN2
Dec. 24	TBA (DHC)	ESPN Family
Jan. 6	Pacific	Portland's CW
Jan. 11	Saint Mary's	ESPN Family
Feb. 7	Gonzaga	CBS Sports
Feb. 22	Gonzaga	ROOT Sports
Feb. 29	Santa Clara	Portland's CW

PILOTS ON THE RADIO

All Portland men's basketball games this year will once again be on the radio live on 910 ESPN Portland (KMTT) with Jason Swygard calling the play-by-play and Joel Sobotka joining the broadcast as the analyst. Coverage begins 30 minutes prior to tip-off and includes a post-game show.

CollegInsider.com

Mid-Major Top 25 (March 4)

Rank	Team (1st place votes)	W-L	Pts
1	Gonzaga (25)	24-6	762
2	Appalachian State (2)	26-5	736
3	Indiana State (2)	26-5	689
4	Saint Mary's (2)	24-7	652
5	Princeton	23-3	645
6	James Madison	28-3	621
7	McNeese	26-3	591
8	Drake	25-6	565
9	Grand Canyon	26-4	499
10	Charleston	24-7	472
11	Samford	26-5	408
12	Vermont	24-6	404
13	High Point	24-7	392
14	UC Irvine	22-8	389
15	Yale	20-8	333
16	Cornell	21-6	328
17	Louisiana Tech	21-8	298
18	Sam Houston	18-11	196
19	Colgate	22-9	194
20	San Francisco	22-9	175
21	Little Rock	20-8	101
22	Bradley	21-10	94
23	Akron	21-8	81
24	Tarleton State	22-7	64
25	UC San Diego	20-10	62

Receiving Votes: Oakland 48, UNCW 42, Youngstown State 33, Eastern Washington 31, Morehead State 28, Santa Clara 26, Toledo 24, Western Carolina 13, Texas A&M Corpus Christi 11, Morehead State 8, UT Martin 10, Lipscomb 7, Ohio 7, Eastern Kentucky 7, Western Kentucky 7, Central Connecticut 5, Drexel 5, Quinnipiac 5, Southern Illinois 5, Northern Iowa 4, Troy 4, Grambling 3, UNCG 3, Hofstra 2, Norfolk State 2, Seattle 2, South Dakota State 2, UNCG 2, Montana 1.

Bold = UP Opponent

GOROSITO GETS GOING

- One of the top three-point shooters in the WCC a season ago, **Juanse Gorosito** struggled to find his stroke early in the year, but came on strong in Portland's appearance at the Diamond Head Classic in Hawaii over Christmas weekend drilling 4-of-9 threes against UMass and then 5-of-11 from downtown against Temple. He finished with 16 points, six rebounds and six assists against Temple.
- Gorosito erupted for a career high 26 points in Saturday's win over LMU.
- Gorosito has started 15-of-the-last-17 games averaging 12.2 points in those starts.

MASIC MAGIC

- **Vukasin Masic** has shown flashes of brilliance in his return to action this season after being denied an immediate eligibility waiver last year by the NCAA.
- Masic erupted for a career high 32 points in Portland's Dec. 9 road win at North Dakota and has six, 20-plus point games.
- In his Pilot debut, Masic scored 22 of his 25 points in second half to lead the team to a 78-73 season-opening win versus Long Beach State. His 25 points were the most ever scored by a Portland player in their debut.

LEMKE MAKES HIS MARK

- Redshirt sophomore walk-on **Coleman Lemke** played his most impactful minutes of his career in helping the Pilots to a pair of wins against Pacific and Pepperdine.
- Lemke played eight total minutes, including the final 4:52, of Portland's road win at Pacific on Feb. 1 and provided stellar defense.
- He played 20 minutes in the Pilot win against Pepperdine on Feb. 3 providing defensive energy, hitting a three-pointer and dishing out three assists with no turnovers. He ended the night with a +/- of plus-8, second best on the team.

HARRIS PUTTING UP BIG NUMBERS

- **Tyler Harris** has been one of the most productive freshmen in the nation this year. He ranks sixth nationally in rebounds per game (7.3), while his five double-doubles are tied for fifth best.
- His double-double of 17 points, 12 rebounds against Long Beach St. made him the first freshman in UP history to debut with a double-double. He also is the first true freshman to start a season-opener in Shantay Legans' seven years as a head coach.
- He has missed nine of the last 13 games due to injury/illness and is day-to-day.

YUTO ACTIVATED AND MAKING AN IMPACT

- **Yuto Yamanouchi-Williams** came off of redshirt status to join the active roster for the start of WCC play after Alimamy Koroma was deemed academically ineligible.
- He wasted no time in making an impact by recording a double-double with 12 points and 10 rebounds in his debut against Pacific.
- Yamanouchi-Williams has started 10 WCC games and is fourth on the team in scoring average (8.6) and second in rebounding (5.2). He missed the last three games due to a hip injury and is day-to-day.

ABOUT LMU

- The Lions (12-18, 5-11 WCC) battled injuries at the end of the season and were missing three of their top six scorers in the season-ending loss at Chiles Center.
- The Lions have notable non-league wins over UNLV, UTEP and Jackson State.
- Dominick Harris leads five Lions averaging double figures at 14.3 per game.
- Head coach Stan Johnson is in his fourth year at the helm.

PORTLAND-LMU SERIES DETAILS

Series Information: LMU leads 60-52

H / A / N: 33-21 / 17-32 / 2-7

Streak: W1

Last 5 / 10: 3-2 / 4-6

Last Meeting: Pilots 70, LMU 65 (March 2, 2024 at Portland)

2023-24 TEAM HIGHS/LOWS PORTLAND

Points:.....107, vs Willamette (11/25)
 Fewest Points: 51, vs Saint Mary's (2/10)
 1st Half Points: 52, (2) last vs. Pepperdine (2/3)
 2nd Half Points:55, vs Willamette (11/25)
 Fewest Points/Half: ... 23/1st, (2) last at GON (2/7)
 Field Goals:.....38, vs Willamette (11/25)
 Field Goal Pct.:.....550, vs. Pepperdine (2/3)
 Worst FG Pct.:......316, vs Saint Mary's (2/10)
 3-Point FGs: 16, (2) last vs. Pepperdine (2/3)
 3-Point FGs Att.:..... 36, (2) last vs Pacific (1/6)
 3-Point Pct.:......552, vs. Pepperdine (2/3)
 Free Throws Made:.....25, vs Long Beach St. (11/6)
 Free Throws Att.:31, vs Long Beach St. (11/6)
 Free Throw Pct.:889, vs UC Riverside (11/12)
 Worst FT Pct.:444, vs Temple (12/24)
 Rebounds:48, vs Lewis & Clark (11/8)
 Fewest Rebs:24, (2) last at Santa Clara (1/20)
 Assists:.....24, vs Willamette (11/25)
 Fewest Assists:.....7, at Hawaii (12/21)
 Steals:9, vs TSU (11/15)
 Fewest Steals:.....0, vs. Pepperdine (2/3)
 Blocked Shots: 7, vs Lewis & Clark (11/8)
 Turnovers:.....21, (3) last vs San Francisco (1/27)
 Fewest Turnovers: 2, vs. Gonzaga (2/22)

OPPONENTS

Points:..... 108, Nevada (11/18)
 Fewest Points:55, Temple (12/24)
 Most Pts/Half: 56/2nd, (2) last at SCU (1/20)
 Fewest Pts/Half: 26/1st, Temple (12/24)
 Field Goal Pct.:......617, Pepperdine (2/17)
 Worst FG Pct.:......317, Temple (12/24)
 3-Point FGs: 16, (3) last at LMU (1/25)
 3-Point Pct.:......542, Nevada (11/18)
 Free Throws Made:..... 23, Nevada (11/18)
 Free Throws Att.: 33, Nevada (11/18)
 Rebounds:53, San Francisco (1/13)
 Most Turnovers: 18, Wyoming (12/1)
 Fewest Turnovers: 4, Santa Clara (2/29)

PILOTS RECORD WHEN...

At Home:8-6
 Away:.....3-11
 Neutral:0-3
 In Overtime:1-0
 Leading at Half:.....10-2
 Trailing at Half:1-17
 Tied at Half:0-1
 Outshoot an Opponent:11-2
 Outshot by Opponent:0-18
 45%-Plus FG Pct.:.....9-5
 45%-Minus FG Pct.:2-15
 Opp. 45%-Plus FG Pct.:2-14
 Opp. 45%-Minus FG Pct.:.....9-6
 70%-plus FT Pct.:9-13
 69%-Minus FT Pct.:.....2-7
 Outrebounding Opp.:7-5
 Outrebounded by Opp.:3-15
 Fewer Turnovers than Opp.:.....1-4
 More Turnovers than Opp.:.....9-16
 Same Amount of Turnovers:1-0
 Score Less than 70 Points.:1-14
 Score 70 or More Points:.....10-6
 Score 80 or More Points:6-3
 Score 90 or More Points:2-0
 Score 100 or More Points:1-0
 Games decided by 10+ points:7-16
 Games decided by 6-9 points:0-0
 Games decided by 1-5 points:4-4

LAST TIME PORTLAND...

Scored 100+ Pts:..... 107, vs Willamette (11/25/23)
 Allowed 100+ Pts:..... 101, at Santa Clara (1/20/24)
 Scored Under 50 Pts:..... 43, at Saint Mary's (1/7/23)
 All. Under 50 Pts:..... 39, vs Bushnell (2/15/22)
 Went to OT: L, 63-68, at San Diego (1/13/22)
 Went to Double OT: L, 93-94, at PEP (2/4/23)
 Went to Triple OT:..... W, 114-110 vs BYU (1/23/14)
 Beat Ranked Team:..W, 82-73, #18/22 GON (1/9/14)
 Beat a Top 10 Team: Never

PILOT LEADERS* *Ties included*

Games as Leading Scorer

Robertson (13), Masic (7), Harris (5), Gorosito (3), Austin (2), Dengdit (1), Koroma (1), Yamanouchi-Williams (1)

Games as Leading Rebounder

Harris (10), Dengdit (9), Robertson (6), Yamanouchi-Williams (4), Koroma (2), Vucinic (2), Jordan (1), Masic (1)

Games as Assists Leader

Masic (13), Robertson (13), Gorosito (8), Austin (1), Dengdit (1)

10+ Point Games

Robertson (29), Masic (19), Harris (13), Gorosito (11), Austin (10), Dengdit (10), Koroma (5), Yamanouchi-Williams (5), Vucinic (4), Jordan (1)

20+ Games

Masic (6), Robertson (6), Harris (3), Gorosito (2), Koroma (2)

30+ Games

Robertson (2), Masic (1)

10+ Assist Games

Robertson (2)

10+ Rebound Games

Harris (6), Dengdit (5), Jordan (1), Koroma (1), Robertson (1), Yamanouchi-Williams (1)

Double-Doubles

Harris (5), Dengdit (4), Robertson (3), Jordan (1), Koroma (1), Yamanouchi-Williams (1)

LAST TIME A PILOT...

Scored 30+: Tyler Robertson (32 vs SCU, 2/29/24)
 15+ FTs: Tyler Robertson (16 at SCU, 1/20/24)
 20+ FTs: Tyler Robertson (22 vs PSU, 11/11/22)
 5+ 3-Ptrs: Tyler Robertson (5 vs GON, 2/22/24)
 7+ 3-Ptrs: Juanese Gorosito (7 vs USF, 1/27/24)
 12+ Rebs: Bol Dengdit (13 vs SCU, 2/29/24)
 15+ Rebs: Kristian Sjolund (18 at USF, 2/8/22)
 20+ Rebs: Rick Raivio (20 at Air Force, 1/18/79)
 10+ Assists: Tyler Robertson (11 vs LMU, 3/2/24)
 5+ Steals: Chase Adams (5 at PEP, 1/16/21)
 5+ Blocks: Kristian Sjolund (5 vs LMU, 2/12/22)

2023-24 ROSTER

NO.	PLAYER	PRONUNCIATION	POS.	HT.	WT.	CL./EI.	HOMETOWN/PREVIOUS SCHOOL
0	Vukasin Masic*	voo-KAW-shin MOSS-ich	G	6-5	210	Sr./So.	Belgrade, Serbia (Hoosac School/Hofstra/Maine)
1	Thomas Oosterbroek	OAST-uhr-brook	F	6-8	220	Jr./So.	Amsterdam, Netherlands (Brentwood School-CA/Miami)
2	Tyler Robertson		G/F	6-6	235	Sr./Sr.	Melbourne, Australia (Box Hill Senior Secondary/EWU)
3	Yuto Yamanouchi-Williams	YOO-toh YAH-muh-NOO-cheef	F	6-10	230	So./So.	Aizuwakamatsu, Japan (Ribet Acad.-CA/Lamar)
4	Juanese Gorosito	wahn-say GOR-oh-see-tow	G	6-0	185	So/So.	Ceres Santa Fe, Argentina (Denver Prep-CO)
5	Chris Austin*		G	6-4	210	Gr./Jr.	Pasadena, Calif. (Maranatha HS/Fordham)
10	Coleman Lemke*		G	6-8	190	Jr./So.	Las Vegas, Nev. (Faith Lutheran HS)
11	Vincent Delano#		G	6-2	175	Fr./Fr.	Phoenix, Ariz. (Arizona Compass Prep)
12	Kelson Gebbers#		G	6-7	200	Fr./Fr.	Brewster, Wash. (Brewster HS)
13	Jude Harris#		G	6-5	205	Fr./Fr.	Manhattan Beach, Calif. (Salesian HS)
15	Tyler Harris		G	6-8	190	Fr./Fr.	Hayward, Calif. (Granada HS)
20	Drew Stack*		G	6-3	200	So./Fr.	Madison, N.J. (Madison HS)
21	Noah Jordan		F	6-8	200	Gr./Sr.	Indianapolis, Ind. (Indianapolis Metro/West Virginia St.)
22	Cyprian Hyde#		F	6-11	235	Fr./Fr.	Oceanside, Calif. (Vista HS)
23	Vasilije Vucinic	VAW-see-lee VOO-chin-ich	F	6-11	250	Jr./Jr.	Bijelo Polje, Montenegro
24	Bol Dengdit*	dang-dit	F	6-11	210	So./Fr.	Melbourne, Australia (NBA Global Academy)
33	Andrew Younan*	YO-nin	G	6-5	195	So./Fr.	Westlake Village, Calif. (Viewpoint HS)

* Utilized Redshirt Season

Redshirting the 2023-24 Season

Head Coach: Shantay Legans (shawn-tay leg-uhns, 3rd year, Fresno State '04)

Associate Head Coach: Bobby Suarez (3rd year)


Assistant Coaches: T.J. Lipold (LIP-old, 3rd year), Arturo Ormond (1st year)

Director of Basketball Operations: Matthew Meyer (1st year)

2023-24 TV / RADIO ROSTER



0 Vukasin Masic
G • 6-5 • 210 • RS-SO
Belgrade, Serbia




1 Thomas Oosterbroek
F • 6-8 • 210 • RS-SO
Amsterdam, Netherlands



2 Tyler Robertson
G/F • 6-6 • 235 • SR
Melbourne, Australia



3 Yuto Yamanouchi-Williams
F • 6-10 • 230 • SO
Aizuwakamatsu, Japan



4 Juanse Gorosito
G • 6-0 • 185 • FR
Ceres Santa Fe, Argentina




5 Chris Austin
G • 6-4 • 210 • RS-JR
Pasadena, Calif.




10 Coleman Lemke
G • 6-8 • 190 • RS-SO
Las Vegas, Nev.



11 Vincent Delano
G • 6-2 • 175 • FR
Phoenix, Ariz.



12 Kelson Gebbers
G • 6-7 • 200 • FR
Brewster, Wash.



13 Jude Harris
G • 6-5 • 205 • FR
Manhattan Beach, Calif.



15 Tyler Harris
G • 6-8 • 190 • FR
Hayward, Calif.




20 Drew Stack
G • 6-3 • 175 • RS-FR
Madison, N.J.



21 Noah Jordan
F • 6-8 • 200 • SR
Indianapolis, Ind.



22 Cyprian Hyde
F • 6-11 • 235 • FR
Oceanside, Calif.



23 Vasilije Vucinic
F • 6-10 • 225 • JR
Bijelo Polje, Montenegro



24 Bol Dengdit
F • 6-11 • 200 • RS-FR
Melbourne, Australia



33 Andrew Younan
G • 6-4 • 175 • RS-FR
Westlake Village, Calif.



Shantay Legans
Head Coach



Bobby Suarez
Associate Head Coach



TJ Lipold
Assistant Coach



Arturo Ormond
Assistant Coach

HEAD COACH SHANTAY LEGANS



Shantay Legans was hired in March of 2021 after he led Eastern Washington to the 2021 NCAA Tournament. Legans carried that winning pedigree to The Bluff where he guided the Pilots to 19 wins and the program's first postseason victory at the NCAA level in 2022. Legans matched the fourth-most wins in a season since Portland joined the Division I ranks in 1958. Other highlights from his inaugural season at Portland included a road win against NCAA Tournament participant San Francisco, a 7-7 West Coast Conference record, and a six-game win streak late in the season. Legans and the Pilots battled injuries to finish 14-19 overall in 2021-22 with notable wins against Villanova, San Francisco and San Diego in the opening round of the WCC Tournament.

Legans' teams have made their marks on the UP record books setting single-season total points records in both 2021-22 (2,524) and also 2022-23 (2,566). The 2021-22 Pilots also established a new free throw percentage record (.791), while last year's 317 three-pointers made shattered the previous record of 289 (2016-17).

The Pilots set a single game scoring record in a 122-78 victory over Willamette on Nov. 11, 2021, eclipsing the 115 scored against St. Martin's in 1978. Portland also broke the program's single game three-pointers made record with 18 against VMI on Dec. 3, 2021. Individually, Tyler Robertson broke the school record for free throws made when he converted 22-of-24 against Portland State on Nov. 11, 2022. He also set the program single-game assists record with 15 against New Orleans on Dec. 10, 2022. Mike Meadows and Robertson also became the first Pilots to ever record triple-doubles. Meadows had one against Willamette on Nov. 11, 2021, while Robertson posted a remarkable 31-point, 11-rebound, 11-assist triple-double in a Feb. 12, 2022 win over LMU. He added another triple-double last season with 12 points, 10 rebounds and 12 assists against Multnomah on Nov. 30.

SUCCESS AT EASTERN WASHINGTON

Legans helped lead the Eagles to five of the program's seven all-time postseason appearances during his 12 years on staff. In his four years as head coach in Cheney, he compiled the best overall (.605) and conference (.726) winning percentages in school history. As head coach, he also guided the Eagles to an NCAA Tournament appearance, Big Sky Coach of the Year honor and two conference championships. Legans' .726 conference winning percentage is the best in the Big Sky in the last 30 years and second best all-time among coaches with at least four years in the league. In his final season, Legans piloted the Eagles to their third NCAA Tournament appearance after winning the Big Sky Tournament. At the NCAA Tournament, the Eagles led third seeded Kansas by double digits in the second half before falling 93-84. He was one of 25 finalists for the 2021 Skip Prosser Man of the Year Award which goes to a coach who not only achieves success on the court but who displays moral integrity off the floor. Legans was also among the 25 finalists for the Ben Jobe Award presented to the top NCAA Division I minority coach. He was ranked 11th on ESPN's "40 Under 40" list of the top 40 college basketball coaches under the age of 40 in 2020. In addition to the Eagles' success on the floor, his teams achieved a team GPA of 3.40 or above in each of his four seasons as head coach.

PLAYING CAREER

Raised in Goleta, Calif., Legans was a star prep player at Dos Pueblos High School and then a three-year starting point guard at the University of California from 1999-02. He led the Golden Bears to a pair of NCAA Tournaments and 61 wins before transferring to Fresno State for his final year of eligibility. He earned Western Athletic Conference Newcomer of the Year honors for the Bulldogs in 2004. Legans had a professional playing career in the Netherlands and with the Santa Barbara Breakers of the International Basketball League before transitioning to start his coaching career.

EDUCATION AND FAMILY

Legans is a 2004 graduate of Fresno State and is married to former Eastern Washington women's basketball player, Tatjana Sparavalo. The couple have two children: daughter Zola Lee (6) and son Maksim (Mak) Lee (5).

LEGANS' COACHING RECORD

Season	Team	Overall	Conference	Standing	Postseason
2017-18	Eastern Washington	20-15	13-5	T-3rd	CBI first round
2018-19	Eastern Washington	16-18	12-8	3rd	
2019-20	Eastern Washington	23-8	16-4	1st	Postseason cancelled
2020-21	Eastern Washington	16-8	12-3	T-2nd	NCAA first round
Eastern Washington Totals:		75-49 (.605)	53-20 (.726)		
2021-22	Portland	19-15	7-7	6th	TBC
2022-23	Portland	14-19	5-11	T-8th	
2023-24	Portland	11-20	5-11	T-6th	
Portland Totals:		44-54 (.449)	17-29 (.370)		
Combined Totals:		119-103 (.536)			

2023-24 OVERALL STATS



2023-24 Portland Men's Basketball Combined Team Statistics All games

 Page 1/1
as of Mar 05, 2024

Game Records

Record	Overall	Home	Away	Neutral
ALL GAMES	11-20	9-6	2-11	0-3
CONFERENCE	5-11	4-4	1-7	0-0
NON-CONFERENCE	6-9	5-2	1-4	0-3

Score by Periods

Team	1st	2nd	OT	TOT
Portland	1071	1145	15	2231
Opponents	1168	1302	10	2480

Team Box Score

No.	Player				Total		3-Point		F-Throw		Rebounds													
		GP-GS	MIN	AVG	FG-FGA	FG%	3FG-3FGA	3FG%	FT-FTA	FT%	OFF	DEF	TOT	AVG	PF	DQ	A	TO	BLK	STL	PTS	AVG		
2	ROBERTSON, Tyler	31-31	1098:33	35.4	185-410	.451	58-163	.356	84-104	.808	26	109	135	4.4	63	1	116	74	4	26	512	16.5		
0	MASIC, Vukasin	30-30	962:44	32.1	133-287	.463	45-116	.388	60-78	.769	7	112	119	4.0	31	0	88	59	1	19	371	12.4		
15	HARRIS, Tyler	22-21	744:08	33.8	91-198	.460	19-53	.358	65-96	.677	36	125	161	7.3	38	0	25	44	20	21	266	12.1		
14	KOROMA, Alimamy	12-5	222:38	18.6	46-82	.561	4-13	.308	20-27	.741	11	39	50	4.2	28	0	8	18	7	4	116	9.7		
3	YAMANOUCHI-WILLIAMS, Yuto	12-11	240:53	20.1	35-80	.438	16-45	.356	17-30	.567	13	49	62	5.2	29	1	7	15	10	2	103	8.6		
4	GOROSITO, Juan Sebastian	31-15	861:17	27.8	83-228	.364	65-186	.349	33-44	.750	5	58	63	2.0	79	3	79	52	1	24	264	8.5		
5	AUSTIN, Chris	31-20	774:58	25.0	81-186	.435	30-81	.370	24-32	.750	27	42	69	2.2	65	2	34	36	5	16	216	7.0		
24	DENGDI, Bol	29-12	569:55	19.7	57-142	.401	20-69	.290	40-60	.667	35	99	134	4.6	44	1	19	20	4	7	174	6.0		
23	VUCINIC, Vasilije	27-10	327:56	12.1	47-81	.580	1-4	.250	32-52	.615	31	50	81	3.0	37	0	14	24	10	1	127	4.7		
21	JORDAN, Noah	12-0	161:25	13.5	14-42	.333	4-24	.167	7-13	.538	11	32	43	3.6	24	1	10	8	6	6	39	3.3		
1	OOSTERBROEK, Thomas	10-0	124:43	12.5	6-23	.261	1-11	.091	11-14	.786	2	18	20	2.0	22	2	11	11	3	2	24	2.4		
10	LEMKE, Coleman	18-0	117:05	6.5	4-17	.235	4-15	.267	4-7	.571	1	7	8	0.4	9	0	6	3	0	1	16	0.9		
20	STACK, Drew	8-0	10:52	1.4	1-3	.333	1-3	.333	0-0	.000	0	1	1	0.1	1	0	1	2	0	0	3	0.4		
33	YOUNAN, Andrew	5-0	07:52	1.6	0-5	.000	0-2	.000	0-0	.000	0	0	0	0.0	2	0	0	0	0	0	0	0.0		
Team											52	51	103				9							
Total		31	6225		783-1784	.439	268-785	.341	397-557	.713	257	792	1049	33.8	472	11	418	375	71	129	2231	72.0		
Opponents		31	6225		913-1975	.462	336-888	.378	318-450	.707	309	822	1131	36.5	554	11	526	287	80	193	2480	80.0		

Team Statistics

	UP	OPP
Scoring	2231	2480
Points per game	72.0	80.0
Scoring margin	-8.0	-
Field goals-att	783-1784	913-1975
Field goal pct	.439	.462
3 point fg-att	268-785	336-888
3-point FG pct	.341	.378
3-pt FG made per game	8.6	10.8
Free throws-att	397-557	318-450
Free throw pct	.713	.707
F-Throws made per game	12.8	10.3
Rebounds	1049	1131
Rebounds per game	33.8	36.5
Rebounding margin	-2.6	-
Assists	418	526
Assists per game	13.5	17.0
Turnovers	375	287
Turnovers per game	12.1	9.3
Turnover margin	-2.8	-
Assist/turnover ratio	1.1	1.8
Steals	129	193
Steals per game	4.2	6.2
Blocks	71	80
Blocks per game	2.3	2.6
Winning streak	2	-
Home win streak	2	-
Attendance	20501	34152
Home games-Avg/Game	15-1367	13-2627
Neutral site-Avg/Game	-	3-4590

Team Results

Date	Opponent		Score	Att.
11/06/2023	Long Beach St.	W	78-73	1073
11/08/2023	Lewis & Clark	W	89-72	1007
11/12/2023	UC Riverside	W	76-65	1187
11/15/2023	Tennessee St.	L	65-75	923
11/18/2023	at Nevada	L	83-108	7254
11/25/2023	Willamette	W	107-84	821
11/28/2023	at Portland St.	L	74-75	1483
12/01/2023	Wyoming	W	81-70	1076
12/03/2023	Air Force	L	58-80	1043
12/07/2023	at North Dakota St.	L	67-78	1234
12/09/2023	at North Dakota	W	83-72	1501
12/16/2023	vs Grand Canyon	L	63-91	4509
12/21/2023	at Hawaii	L	56-69	5290
12/22/2023	vs Massachusetts	L	78-100	4919
12/24/2023	vs Temple	L	54-55	4342
01/06/2024	Pacific	W	78-64	1237
01/11/2024	at Saint Mary's (CA)	L	52-95	3373
01/13/2024	at San Francisco	L	69-96	2013
01/20/2024	at Santa Clara	L	86-101	2036
01/23/2024	San Diego	L	81-85	1009
01/25/2024	at LMU (CA)	L	65-92	991
01/27/2024	San Francisco	L	64-76	1394
02/01/2024	at Pacific	W	65-60	1178
02/03/2024	Pepperdine	W	93-89	1516
02/07/2024	at Gonzaga	L	64-96	6000
02/10/2024	Saint Mary's (CA)	L	51-76	2158
02/15/2024	at San Diego	L	66-71	976
02/17/2024	at Pepperdine	L	70-91	823
02/22/2024	Gonzaga	L	65-86	3803
02/29/2024	Santa Clara	Wot	80-75	1089
03/02/2024	LMU (CA)	W	70-60	1165

2023-24 WCC STATS



2023-24 Portland Men's Basketball Combined Team Statistics In Conference games

 Page 1/1
as of Mar 05, 2024

Game Records

Record	Overall	Home	Away	Neutral
ALL GAMES	16-16	570:49	35.7	95-226
CONFERENCE	5-11	4-4	1-7	0-0
NON-CONFERENCE	0-0	0-0	0-0	0-0

Score by Periods

Team	1st	2nd	OT	TOT
Portland	543	561	15	1119
Opponents	627	676	10	1313

Team Box Score

No.	Player				Total		3-Point		F-Throw		Rebounds											
		GP-GS	MIN	AVG	FG-FGA	FG%	3FG-3FGA	3FG%	FT-FTA	FT%	OFF	DEF	TOT	AVG	PF	DQ	A	TO	BLK	STL	PTS	AVG
2	ROBERTSON, Tyler	16-16	570:49	35.7	95-226	.420	29-84	.345	48-58	.828	18	61	79	4.9	33	1	58	33	1	15	267	16.7
0	MASIC, Vukasin	16-16	555:27	34.7	73-167	.437	20-61	.328	33-43	.767	1	66	67	4.2	15	0	57	33	0	8	199	12.4
4	GOROSITO, Juan Sebastian	16-14	524:51	32.8	59-143	.413	43-112	.384	23-31	.742	3	32	35	2.2	49	1	39	31	1	8	184	11.5
15	HARRIS, Tyler	7-6	233:02	33.3	25-65	.385	3-14	.214	16-24	.667	15	29	44	6.3	8	0	9	11	3	4	69	9.9
24	DENGDI, Bol	16-12	479:46	30.0	50-111	.450	17-48	.354	31-50	.620	28	85	113	7.1	39	1	15	14	4	6	148	9.3
3	YAMANOUCHI-WILLIAMS, Yuto	12-11	240:53	20.1	35-80	.438	16-45	.356	17-30	.567	13	49	62	5.2	29	1	7	15	10	2	103	8.6
5	AUSTIN, Chris	16-5	390:19	24.4	33-82	.402	16-38	.421	11-15	.733	8	24	32	2.0	25	0	11	12	4	3	93	5.8
23	VUCINIC, Vasilije	12-0	103:06	8.6	17-26	.654	0-1	.000	8-13	.615	8	13	21	1.8	11	0	3	6	2	0	42	3.5
21	JORDAN, Noah	1-0	07:43	7.7	1-2	.500	0-1	.000	0-2	.000	0	1	1	1.0	1	0	0	1	0	1	2	2.0
10	LEMKE, Coleman	13-0	106:02	8.2	3-14	.214	3-12	.250	0-0	.000	1	6	7	0.5	5	0	6	3	0	1	9	0.7
20	STACK, Drew	5-0	04:13	0.8	1-1	1.000	1-1	1.000	0-0	.000	0	0	0	0.0	0	0	0	0	0	0	3	0.6
33	YOUNAN, Andrew	3-0	03:36	1.2	0-3	.000	0-0	.000	0-0	.000	0	0	0	0.0	1	0	0	0	0	0	0	0.0
1	OOSTERBROEK, Thomas	1-0	05:13	5.2	0-1	.000	0-0	.000	0-0	.000	0	0	0	0.0	0	0	0	0	0	0	0	0.0
Team											25	25	50					3				
Total		16	3225		392-921	.426	148-417	.355	187-266	.703	120	391	511	31.9	216	4	205	162	25	48	1119	69.9
Opponents		16	3225		493-1028	.480	187-469	.399	140-195	.718	154	448	602	37.6	274	4	283	125	51	89	1313	82.1

Team Statistics

	UP	OPP
Scoring	1119	1313
Points per game	69.9	82.1
Scoring margin	-12.1	-
Field goals-att	392-921	493-1028
Field goal pct	.426	.480
3 point fg-att	148-417	187-469
3-point FG pct	.355	.399
3-pt FG made per game	9.3	11.7
Free throws-att	187-266	140-195
Free throw pct	.703	.718
F-Throws made per game	11.7	8.8
Rebounds	511	602
Rebounds per game	31.9	37.6
Rebounding margin	-5.7	-
Assists	205	283
Assists per game	12.8	17.7
Turnovers	162	125
Turnovers per game	10.1	7.8
Turnover margin	-2.3	-
Assist/turnover ratio	1.3	2.3
Steals	48	89
Steals per game	3.0	5.6
Blocks	25	51
Blocks per game	1.6	3.2
Winning streak	2	-
Home win streak	2	-
Attendance	13371	17390
Home games-Avg/Game	8-1671	8-2174
Neutral site-Avg/Game	-	0-0

Team Results

Date	Opponent		Score	Att.
01/06/2024	Pacific	W	78-64	1237
01/11/2024	at Saint Mary's (CA)	L	52-95	3373
01/13/2024	at San Francisco	L	69-96	2013
01/20/2024	at Santa Clara	L	86-101	2036
01/23/2024	San Diego	L	81-85	1009
01/25/2024	at LMU (CA)	L	65-92	991
01/27/2024	San Francisco	L	64-76	1394
02/01/2024	at Pacific	W	65-60	1178
02/03/2024	Pepperdine	W	93-89	1516
02/07/2024	at Gonzaga	L	64-96	6000
02/10/2024	Saint Mary's (CA)	L	51-76	2158
02/15/2024	at San Diego	L	66-71	976
02/17/2024	at Pepperdine	L	70-91	823
02/22/2024	Gonzaga	L	65-86	3803
02/29/2024	Santa Clara	Wot	80-75	1089
03/02/2024	LMU (CA)	W	70-60	1165

2023-24 LAST 4 BOX SCORES

Game 31 • vs. LMU W, 70-60 (3/2/24 @POR)

Official Basketball Box Score - Final														
LOYOLA MARYMOUNT at Portland														
03/02/24 Chiles Center, Portland														
2023-24 Men's Basketball														
Officials: Rick Batsef, Doug Sturdwan, Tim Marion														
Game Time: 5:00 PM														
Game Duration: 1:53														
Attendance: 1,165														
LOYOLA MARYMOUNT - 60														
Record: 12-18 (5-11)														
NO. Name	Min	FG	3P	FT	Rebounds	Fouls	TP	AS	TO	ST	Blocks	BS	BA	+/-
		M-A	M-A	M-A	OR DR TOT	PF FD								
16 Aaron McBride	F 21:01	4-6	0-1	1-2	3 3 6	2 1	9	2	1	1	1	0	0	-2
23 Alex Merkuladze	F 40:00	7-18	0-6	0-0	2 5 7	1 2	14	7	0	0	0	1	-10	
15 Lars Thiemann	C 19:57	0-0	0-0	2-2	2 3 5	1 3	2	0	1	1	0	0	-1	
3 Justice Hill	G 33:58	6-16	4-8	0-0	1 1 2	5 1	16	1	1	0	0	1	-7	
4 Will Johnston	G 40:00	3-12	3-7	0-0	0 7 7	3 2	9	2	2	0	0	0	-10	
13 Lamaj Lewis	25:01	3-7	0-1	2-2	0 0 0	2 1	8	1	0	0	0	0	-11	
21 Michael Graham	20:03	1-2	0-0	0-0	0 2 2	0 0	2	0	0	0	0	0	-9	
Team					1 0 1		0	0						
Totals		24-61	7-23	5-6	9 21 30	14 10	60	13	5	2	1	2	-10	
Shooting By Period														
1 st FG%	12-30	40.0%												
3PT%	6-14	42.9%												
FT%	2-2	100%												
2 nd FG%	12-31	38.7%												
3PT%	1-9	11.1%												
FT%	3-4	75%												
GM FG%	24-61	39.3%												
3PT%	7-23	30.4%												
FT%	5-6	83.3%												
Technical Fouls: NONE														
Dead Ball Rebounds: 1														

Portland - 70														
Record: 11-20 (5-11)														
NO. Name	Min	FG	3P	FT	Rebounds	Fouls	TP	AS	TO	ST	Blocks	BS	BA	+/-
		M-A	M-A	M-A	OR DR TOT	PF FD								
24 Bol Dengdit	F 37:32	4-10	1-6	1-2	3 9 12	2 3	10	0	1	0	1	0	4	
0 Vukasin Masic	G 38:24	0-1	0-1	4-4	0 7 7	1 3	4	4	1	0	0	0	15	
2 Tyler Robertson	G 39:44	5-11	2-3	0-0	0 6 6	2 1	12	11	3	0	0	0	10	
4 Juan Sebastian Gorosito	G 40:00	10-19	6-14	0-0	2 2 3	3 1	26	2	0	1	0	1	10	
5 Chris Austin	G 38:01	6-11	2-4	2-4	2 3 5	2 6	16	1	0	0	1	0	15	
23 Vasilje Vucinic	04:04	1-2	0-0	0-0	1 0 1	0 0	2	0	0	0	0	0	-1	
10 Coleman Lemke	02:15	0-0	0-0	0-0	0 0 0	0 0	0	0	0	0	0	0	-5	
Team					0 1 1		0	0						
Totals		26-54	11-28	7-10	6 28 34	10 14	70	18	5	1	2	1	10	
Shooting By Period														
1 st FG%	13-25	52.0%												
3PT%	7-15	46.7%												
FT%	5-8	62.5%												
2 nd FG%	13-29	44.8%												
3PT%	4-13	30.8%												
FT%	2-2	100%												
GM FG%	26-54	48.1%												
3PT%	11-28	39.3%												
FT%	7-10	70.0%												
Technical Fouls: NONE														
Dead Ball Rebounds: 3														

LMU		POR		Points from		LMU		POR		Period by Period Scoring			
Biggest lead	4 (1 st 17:42)	12 (1 st 3:43)		Turnovers	6	5		1 st	2 nd	TOT			
Best Scoring Run	14 (2 nd 17:41)	8 (1 st 13:19)		Paint	30	26		LMU	32	28	60		
Lead Changes	5			Second Chance	10	6		POR	38	32	70		
Times Tied	5			Fast Breaks	2	12							
Time with Lead	05:32	29:27		Bench	10	2							

Game 30 • vs. Santa Clara W, 80-75 - OT (2/29/24 @POR)

Official Basketball Box Score - Final														
Santa Clara at Portland														
02/29/24 Chiles Center, Portland														
2023-24 Men's Basketball														
Officials: Tony Padilla, Michael Irving, Casey McClellan														
Game Time: 6:00 PM														
Game Duration: 2:10														
Attendance: 1,089														
Santa Clara - 75														
Record: 18-12 (9-6)														
NO. Name	Min	FG	3P	FT	Rebounds	Fouls	TP	AS	TO	ST	Blocks	BS	BA	+/-
		M-A	M-A	M-A	OR DR TOT	PF FD								
14 Johnny O'Neil	F 28:15	4-12	3-7	3-4	4 2 6	2 4	14	0	0	1	1	0	-16	
13 Christoph Tilly	C 15:29	1-4	0-1	0-0	1 2 3	3 1	2	1	0	0	0	0	-10	
0 Brenton Krappner	G 31:53	4-11	2-6	0-0	1 2 3	2 1	10	3	0	0	0	1	5	
4 Adama Bal	G 41:19	8-19	6-13	0-0	3 3 4	1 22	3	1	0	0	0	0	0	
44 Jake Ensminger	G 20:49	0-3	0-2	0-0	0 6 6	1 0	0	1	0	0	0	0	8	
1 Tyreee Bryan	30:36	4-9	0-1	0-0	4 4 8	3 1	8	1	1	0	0	0	-13	
10 Francisco Caffaro	08:17	2-2	0-0	0-0	0 0 0	0 0	4	0	0	0	0	0	-2	
15 Jalen Benjamin	07:40	0-2	0-0	0-0	0 0 0	0 0	0	1	2	0	0	0	-2	
22 Carlos Marshall Jr.	23:15	5-10	2-4	3-4	0 3 3	5 3	15	1	0	0	0	0	8	
21 Camaron Tongue	17:28	0-2	0-0	0-2	2 4 6	2 1	0	0	0	0	0	0	-3	
Team					1 0 1		0	0						
Totals		28-74	13-36	6-10	13 26 39	22 12	75	11	4	1	1	2	-5	
Shooting By Period														
1 st FG%	9-29	31.0%												
3PT%	3-15	20.0%												
FT%	4-6	66.7%												
2 nd FG%	15-33	45.5%												
3PT%	8-15	53.3%												
FT%	2-4	50%												
OT FG%	4-12	33.3%												
3PT%	2-6	33.3%												
FT%	0-0	0%												
GM FG%	28-74	37.8%												
3PT%	13-36	36.1%												
FT%	6-10	60.0%												
Technical Fouls: NONE														
Dead Ball Rebounds: 4														

Portland - 80															Technical Fouls:NONE											
Record: 10-20 (4-11)																										
NO. Name	Min	FG M-A	3P M-A	FT M-A	Rebounds OR DR TOT	Fouls PF FD	TP	AS	TO	ST	Blocks BS BA	+/-	Shooting By Period													
24 Bol Dengdit	F 44:32	4-4	1-1	1-1	2 11 13	2	10	2	2	0	3		1st FG%	11-21	52.4%											
0 Yukasin Masic	G 31:21	3-5	1-1	4-6	0 7 7	3 7	11	1	3	0	0	1	3PT%	3-8	37.5%											
2 Tyler Robertson	G 45:00	13-28	6-8	6-8	2 8 10	1 9	32	3	3	0	0	5	FT%	8-12	66.7%											
4 Juan Sebastian Gorosito	G 39:43	1-2	2-7	3-6	1 2 3	3 4	15	4	1	0	0	9	2nd FG%	13-29	44.8%											
5 Chris Austin	G 35:59	3-6	2-3	1-1	0 2 2	2 1	9	0	0	0	0	1	3PT%	3-10	30.0%											
23 Vasilije Vucinic	14:07	0-0	0-0	0-0	0 1 1	1 0	0	0	0	0	0	6	OTFG%	5-7	71.4%											
10 Coleman Lemke	14:19	1-2	1-2	0-0	0 1 1	0 0	3	0	1	0	0	-1	3PT%	1-2	50.0%											
Team					1 1 2		0	1					FT%	4-6	66.7%											
Totals	29:57	7-20	15-22	6 33	39 12 22	80	10 9	2 2	2 1	5			GM FG%	29-57	50.9%											
															Technical Fouls:NONE											
															3PT%										7-20	35.0%
															FT%										15-22	68.2%
															Dead Ball Rebounds: 3 0											

PORTLAND NATIONAL RANKINGS (THRU MAR. 4)

Statistic	National Rank	Conference Rank	Value	National Leader	Value	Conference Leader	Value
Assist/Turnover Ratio (351 ranked)	177	7	1.11	Colorado St.	1.85	Gonzaga	1.62
Assists Per Game (351 ranked)	143	5	13.5	Kansas	19.3	Gonzaga	16.3
Bench Points per game (351 ranked)	317	9	13.58	South Carolina St.	36.70	San Diego	26.13
Blocks Per Game (351 ranked)	319	8	2.3	App State	6.8	Gonzaga	4.1
Effective FG pct (351 ranked)	163	6	0.514	Indiana St.	0.600	Gonzaga	0.574
Fastbreak Points (351 ranked)	275	7	7.52	TCU	19.17	Gonzaga	14.67
Field Goal Percentage (351 ranked)	231	7	43.9	Wright St.	53.1	Gonzaga	51.9
Field Goal Percentage Defense (351 ranked)	314	7	46.2	Tennessee	38.3	Saint Mary's (CA)	39.1
Fouls Per Game (351 ranked)	50	1	15.2	Creighton	11.4	Portland	15.2
Free Throw Attempts Per Game (351 ranked)	240	6	18.0	Winthrop	27.4	Pacific	20.4
Free Throw Percentage (351 ranked)	206	5	71.3	Villanova	81.7	San Francisco	75.7
Free Throws Made Per Game (351 ranked)	247	6	12.8	High Point	20.9	Gonzaga	14.0
Rebound Margin (351 ranked)	299	7	-2.6	Saint Mary's (CA)	11.9	Saint Mary's (CA)	11.9
Rebounds (Defensive) Per Game (351 ranked)	147	4	25.55	UT Martin	31.13	Gonzaga	28.43
Rebounds (Offensive) Per Game (351 ranked)	311	8	8.29	Texas A&M	17.52	Saint Mary's (CA)	13.26
Rebounds Per Game (351 ranked)	264	7	33.84	Florida	43.23	Saint Mary's (CA)	39.71
Scoring Defense (351 ranked)	336	9	80.0	Houston	57.2	Saint Mary's (CA)	58.5
Scoring Margin (351 ranked)	332	8	-8.0	McNeese	18.8	Gonzaga	16.9
Scoring Offense (351 ranked)	231	8	72.0	Alabama	90.8	Gonzaga	85.6
Steals Per Game (351 ranked)	345	8	4.2	UTEP	11.7	San Francisco	8.6
Three Point Attempts Per Game (351 ranked)	42	1	25.3	North Florida	33.2	Portland	25.3
Three Point Percentage (351 ranked)	176	8	34.1	Purdue	40.9	LMU (CA)	36.9
Three Point Percentage Defense (351 ranked)	346	8	37.8	Louisiana	27.6	Santa Clara	31.2
Three Pointers Per Game (351 ranked)	62	1	8.6	North Florida	12.0	Portland	8.6
Turnover Margin (351 ranked)	327	9	-2.8	Houston	7.4	San Francisco	2.7
Turnovers Forced Per Game (351 ranked)	341	8	9.26	UTEP	19.07	San Francisco	14.42
Turnovers Per Game (351 ranked)	201	7	12.1	Princeton	8.3	Saint Mary's (CA)	10.0
Winning Percentage (351 ranked)	293	8	35.5	James Madison	90.3	Gonzaga	80.0

Statistic	Player	National Rank	Conference Rank	Value	National Leader	Value	Conference Leader	Value
Assist/Turnover Ratio (350 ranked)	Tyler Robertson	259	7	1.57	CJ Fulton, Col. of Charleston	4.88	Ryan Nembhard, Gonzaga	2.87
Assists (349 ranked)	Tyler Robertson	139	5	116	Isaiah Stevens, Colorado St.	215	Ryan Nembhard, Gonzaga	192
Assists Per Game (338 ranked)	Vukasin Masic	327	9	88				
Assists Per Game (338 ranked)	Tyler Robertson	190	5	3.7	Tyler Kolek, Marquette	7.6	Ryan Nembhard, Gonzaga	6.4
Blocks (330 ranked)					Isaiah Cozart, Eastern Ky.	116	Kevin Patton Jr., San Diego	42
Blocks (330 ranked)							Mitchell Saxen, Saint Mary's (CA)	42
Blocks Per Game (350 ranked)					Isaiah Cozart, Eastern Ky.	3.87	Kevin Patton Jr., San Diego	1.40
Double Doubles (590 ranked)	Tyler Harris	157	7	5	Enrique Freeman, Akron	27	Jonathan Mogbo, San Francisco	16
Double Doubles (590 ranked)	Bol Dengdit	216	9	4				
Double Doubles (590 ranked)	Tyler Robertson	300	13	3				
Double Doubles (590 ranked)	Noah Jordan	590	19	1				
Double Doubles (590 ranked)	Alimamy Koroma	590	19	1				
Double Doubles (590 ranked)	Yuto Yamanouchi-Williams	590	19	1				
Field Goal Attempts (346 ranked)	Tyler Robertson	71	2	410	Tyler Thomas, Hofstra	591	Michael Ajayi, Pepperdine	419
Field Goal Percentage (349 ranked)	Tyler Robertson	219	7	45.1	AJ Braun, Wright St.	69.7	Jonathan Mogbo, San Francisco	64.3
Field Goals (341 ranked)	Tyler Robertson	74	4	185	Tyler Thomas, Hofstra	249	Graham Ike, Gonzaga	202
Free Throw Attempts (349 ranked)					Zach Edey, Purdue	323	Donovan Williams, Pacific	157
Free Throw Percentage (349 ranked)	Tyler Robertson	192	5	80.8	DJ Davis, Butler	96.7	Malik Thomas, San Francisco	87.2
Free Throws (345 ranked)					Zach Edey, Purdue	231	Wayne McKinney III, San Diego	115
Minutes Per Game (350 ranked)	Tyler Robertson	51	2	35:26	Issac McBride, Oral Roberts	38:39	Ryan Nembhard, Gonzaga	35:27
Minutes Per Game (350 ranked)	Vukasin Masic	332	7	32:05				
Points (349 ranked)	Tyler Robertson	98	2	512	Tommy Bruner, Denver	760	Michael Ajayi, Pepperdine	533
Points Per Game (348 ranked)	Tyler Robertson	152	3	16.5	Tommy Bruner, Denver	24.5	Michael Ajayi, Pepperdine	17.2
Rebounds (348 ranked)					Enrique Freeman, Akron	386	Jonathan Mogbo, San Francisco	318
Rebounds (Defensive) Per Game (348 ranked)					Vonterius Woolbright, Western Caro.	9.77	Michael Ajayi, Pepperdine	7.23
Rebounds (Offensive) Per Game (346 ranked)					Zach Edey, Purdue	4.57	Mitchell Saxen, Saint Mary's (CA)	3.71
Rebounds Per Game (349 ranked)					Enrique Freeman, Akron	12.9	Jonathan Mogbo, San Francisco	10.3
Steals (344 ranked)					Arturo Dean, FIU	92	Jonathan Mogbo, San Francisco	52
Steals Per Game (342 ranked)					Arturo Dean, FIU	3.41	Jonathan Mogbo, San Francisco	1.68
Three Point Attempts (347 ranked)	Juan Sebastian Gorosito	119	2	186	Tyler Thomas, Hofstra	312	Aidan Mahaney, Saint Mary's (CA)	209
Three Point Attempts (347 ranked)	Tyler Robertson	244	8	163				
Three Point Percentage (92 ranked)					Koby Brea, Dayton	49.4	Dominick Harris, LMU (CA)	44.8
Three Pointers Per Game (348 ranked)	Juan Sebastian Gorosito	231	9	2.10	Tyler Thomas, Hofstra	3.74	Dominick Harris, LMU (CA)	2.71
Three Pointers Per Game (348 ranked)	Tyler Robertson	335	11	1.87				
Total 3-point FGM (347 ranked)	Juan Sebastian Gorosito	166	6	65	Tyler Thomas, Hofstra	116	Alex Ducas, Saint Mary's (CA)	73
Total 3-point FGM (347 ranked)	Tyler Robertson	261	10	58			Aidan Mahaney, Saint Mary's (CA)	73
Triple Doubles (6 ranked)					Vonterius Woolbright, Western Caro.	5		



2023-24 Portland Men's Basketball
Individual Game-by-Game
All games

Page 1/14
as of Mar 05, 2024

#0 MASIC, Vukasin

Opponent	Date	GS	MIN	Total		3-Pointers		Free throws		Rebounds				PF	A	TO	BLK	STL	PTS	AVG
				FG-FGA	PCT	3FG-3FGA	PCT	FT-FTA	PCT	OFF	DEF	TOT	AVG							
Long Beach St.	11/06/2023	*	34:33	7-12	.583	4-7	.571	7-8	.875	2	5	7	7.0	2	4	2	0	2	25	25.0
Lewis & Clark	11/08/2023	*	26:21	6-9	.667	2-4	.500	0-0	.000	0	4	4	5.5	1	1	3	0	1	14	19.5
UC Riverside	11/12/2023	*	30:38	2-5	.400	1-3	.333	3-3	1.000	1	5	6	5.7	1	4	3	0	0	8	15.7
Tennessee St.	11/15/2023	*	30:06	5-9	.556	3-5	.600	2-3	.667	0	4	4	5.3	1	0	3	0	1	15	15.5
at Nevada	11/18/2023	*	31:33	3-9	.333	1-3	.333	0-0	.000	0	1	1	4.4	0	4	0	0	1	7	13.8
Willamette	11/25/2023	*	24:16	1-3	.333	1-1	1.000	0-0	.000	0	2	2	4.0	1	3	1	1	0	3	12.0
at Portland St.	11/28/2023	*	31:10	5-9	.556	1-5	.200	1-1	1.000	1	3	4	4.0	1	0	0	0	0	12	12.0
Wyoming	12/01/2023	*	27:33	1-4	.250	1-2	.500	1-2	.500	1	1	2	3.8	2	1	3	0	1	4	11.0
Air Force	12/03/2023	*	24:59	5-8	.625	1-4	.250	0-0	.000	0	3	3	3.7	2	1	4	0	1	11	11.0
at North Dakota St.	12/07/2023	*	26:23	2-8	.250	1-3	.333	2-5	.400	1	5	6	3.9	1	5	3	0	1	7	10.6
at North Dakota	12/09/2023	*	36:44	10-16	.625	4-8	.500	8-9	.889	0	5	5	4.0	1	4	0	0	1	32	12.5
vs Grand Canyon	12/16/2023	*	31:19	4-13	.308	2-7	.286	2-3	.667	0	4	4	4.0	3	1	1	0	0	12	12.5
at Hawaii	12/21/2023	*	37:23	7-13	.538	3-3	1.000	1-1	1.000	0	3	3	3.9	0	1	1	0	1	18	12.9
vs Massachusetts	12/22/2023	*	14:19	2-2	1.000	0-0	.000	0-0	.000	0	1	1	3.7	0	2	2	0	1	4	12.3
Pacific	01/06/2024	*	35:51	1-7	.143	0-6	.000	0-0	.000	0	4	4	3.7	0	3	2	0	1	2	11.6
at Saint Mary's (CA)	01/11/2024	*	32:06	5-9	.556	0-1	.000	0-2	.000	1	1	2	3.6	1	6	1	0	0	10	11.5
at San Francisco	01/13/2024	*	37:36	7-17	.412	3-6	.500	4-4	1.000	0	3	3	3.6	0	2	1	0	0	21	12.1
at Santa Clara	01/20/2024	*	38:01	1-5	.200	1-4	.250	2-2	1.000	0	3	3	3.6	0	1	1	0	0	5	11.7
San Diego	01/23/2024	*	37:27	6-13	.462	0-5	.000	1-1	1.000	0	3	3	3.5	2	4	3	0	0	13	11.7
at LMU (CA)	01/25/2024	*	34:53	9-15	.600	2-6	.333	0-1	.000	0	2	2	3.5	0	5	4	0	0	20	12.2
San Francisco	01/27/2024	*	39:16	8-15	.533	3-4	.750	3-4	.750	0	8	8	3.7	2	4	2	0	2	22	12.6
at Pacific	02/01/2024	*	36:37	9-13	.692	2-3	.667	3-4	.750	0	7	7	3.8	2	2	2	0	1	23	13.1
Pepperdine	02/03/2024	*	35:37	5-10	.500	4-6	.667	2-2	1.000	0	2	2	3.7	0	6	3	0	0	16	13.2
at Gonzaga	02/07/2024	*	35:49	4-12	.333	1-5	.200	3-3	1.000	0	3	3	3.7	0	5	2	0	0	12	13.2
Saint Mary's (CA)	02/10/2024	*	28:50	3-13	.231	0-3	.000	2-2	1.000	0	2	2	3.6	0	2	0	0	0	8	13.0
at San Diego	02/15/2024	*	32:53	4-13	.308	3-7	.429	0-0	.000	0	7	7	3.8	4	5	5	0	1	11	12.9
at Pepperdine	02/17/2024	*	32:12	6-8	.750	0-0	.000	5-6	.833	0	5	5	3.8	0	3	3	0	3	17	13.0
Gonzaga	02/22/2024	*	28:34	2-11	.182	0-3	.000	0-2	.000	0	2	2	3.8	0	4	0	0	0	4	12.7
Santa Clara	02/29/2024	*	31:21	3-5	.600	1-1	1.000	4-6	.667	0	7	7	3.9	3	1	3	0	0	11	12.7
LMU (CA)	03/02/2024	*	38:24	0-1	.000	0-1	.000	4-4	1.000	0	7	7	4.0	1	4	1	0	0	4	12.4
Totals			30 962:44	133-287	.463	45-116	.388	60-78	.769	7	112	119	4.0	31	88	59	1	19	371	12.4

Player Averages

Games Played	Minutes/ game	Points/ game	FG Pct	3FG Pct	FT Pct	Rebounds/ game	Assists/ game	Turnovers/ game	Assist/Turnover ratio	Steals/ game	Blocks/ game
30	32.1	12.4	46.3	38.8	76.9	4.0	2.9	2.0	1.5	0.6	0.0



2023-24 Portland Men's Basketball
Individual Game-by-Game
All games

Page 2/14
as of Mar 05, 2024

#1 OOSTERBROEK, Thomas

Opponent	Date	GS	MIN	Total		3-Pointers		Free throws		Rebounds				Points							
				FG-FGA	PCT	3FG-3FGA	PCT	FT-FTA	PCT	OFF	DEF	TOT	AVG	PF	A	TO	BLK	STL	PTS	AVG	
UC Riverside	11/12/2023		06:20	1-1	1.000	0-0	.000	0-0	.000	0	1	1	1.0	2	0	1	1	0	2	2.0	
Tennessee St.	11/15/2023		08:34	0-1	.000	0-0	.000	0-0	.000	1	0	1	1.0	2	1	2	0	1	0	1.0	
at Nevada	11/18/2023		10:03	1-1	1.000	0-0	.000	1-2	.500	0	2	2	1.3	5	1	2	0	0	3	1.7	
Willamette	11/25/2023		13:44	1-7	.143	1-5	.200	3-4	.750	0	3	3	1.8	0	2	1	0	0	6	2.8	
at North Dakota	12/09/2023		10:26	2-3	.667	0-1	.000	3-3	1.000	0	2	2	1.8	2	1	0	0	0	7	3.6	
vs Grand Canyon	12/16/2023		15:28	0-2	.000	0-1	.000	2-2	1.000	0	2	2	1.8	5	0	1	2	0	2	3.3	
at Hawaii	12/21/2023		17:38	1-3	.333	0-1	.000	2-3	.667	1	1	2	1.9	1	1	0	0	0	4	3.4	
vs Massachusetts	12/22/2023		21:56	0-2	.000	0-2	.000	0-0	.000	0	1	1	1.8	1	3	0	0	0	0	3.0	
vs Temple	12/24/2023		15:21	0-2	.000	0-1	.000	0-0	.000	0	6	6	2.2	4	2	4	0	1	0	2.7	
at Saint Mary's (CA)	01/11/2024		05:13	0-1	.000	0-0	.000	0-0	.000	0	0	0	2.0	0	0	0	0	0	0	2.4	
Totals		0	124:43	6-23	.261	1-11	.091	11-14	.786	2	18	20	2.0	22	11	11	3	2	24	2.4	

Player Averages

Games Played	Minutes/ game	Points/ game	FG Pct	3FG Pct	FT Pct	Rebounds/ game	Assists/ game	Turnovers/ game	Assist/Turnover ratio	Steals/ game	Blocks/ game
10	12.5	2.4	26.1	9.1	78.6	2.0	1.1	1.1	1.0	0.2	0.3



2023-24 Portland Men's Basketball
Individual Game-by-Game
All games

Page 3/14
as of Mar 05, 2024

#2 ROBERTSON, Tyler

Opponent	Date	GS	MIN	Total		3-Pointers		Free throws		Rebounds				PF	A	TO	BLK	STL	PTS	AVG
				FG-FGA	PCT	3FG-3FGA	PCT	FT-FTA	PCT	OFF	DEF	TOT	AVG							
Long Beach St.	11/06/2023	*	35:56	5-13	.385	1-7	.143	2-3	.667	0	1	1	1.0	1	4	3	0	0	13	13.0
Lewis & Clark	11/08/2023	*	34:36	6-15	.400	1-7	.143	1-2	.500	1	5	6	3.5	0	10	2	0	0	14	13.5
UC Riverside	11/12/2023	*	33:33	6-11	.545	3-3	1.000	3-4	.750	0	4	4	3.7	1	1	2	0	0	18	15.0
Tennessee St.	11/15/2023	*	37:29	8-16	.500	2-9	.222	6-9	.667	0	7	7	4.5	3	5	3	0	3	24	17.3
at Nevada	11/18/2023	*	33:29	5-14	.357	1-5	.200	2-4	.500	2	1	3	4.2	4	7	0	0	1	13	16.4
Willamette	11/25/2023	*	22:05	6-8	.750	3-4	.750	2-2	1.000	0	1	1	3.7	0	6	1	0	0	17	16.5
at Portland St.	11/28/2023	*	38:53	12-23	.522	1-6	.167	3-3	1.000	0	5	5	3.9	2	4	2	0	1	28	18.1
Wyoming	12/01/2023	*	37:40	3-7	.429	1-3	.333	5-5	1.000	0	4	4	3.9	4	5	5	0	2	12	17.4
Air Force	12/03/2023	*	35:44	4-6	.667	4-5	.800	2-2	1.000	0	2	2	3.7	1	5	5	0	1	14	17.0
at North Dakota St.	12/07/2023	*	38:52	6-12	.500	2-3	.667	1-1	1.000	2	3	5	3.8	3	1	3	0	1	15	16.8
at North Dakota	12/09/2023	*	31:31	6-11	.545	3-6	.500	1-2	.500	0	2	2	3.6	3	3	2	0	1	16	16.7
vs Grand Canyon	12/16/2023	*	35:10	5-13	.385	3-7	.429	4-4	1.000	0	2	2	3.5	1	2	2	1	0	17	16.8
at Hawaii	12/21/2023	*	38:49	4-9	.444	0-3	.000	3-4	.750	1	6	7	3.8	4	1	5	1	1	11	16.3
vs Massachusetts	12/22/2023	*	33:57	7-12	.583	2-4	.500	1-1	1.000	2	3	5	3.9	2	1	4	1	0	17	16.4
vs Temple	12/24/2023	*	40:00	7-14	.500	2-7	.286	0-0	.000	0	2	2	3.7	1	3	2	0	0	16	16.3
Pacific	01/06/2024	*	37:48	8-11	.727	2-4	.500	1-2	.500	2	7	9	4.1	3	8	2	0	3	19	16.5
at Saint Mary's (CA)	01/11/2024	*	29:35	5-8	.625	2-2	1.000	0-0	.000	0	1	1	3.9	3	2	1	0	0	12	16.2
at San Francisco	01/13/2024	*	27:51	3-11	.273	1-7	.143	3-4	.750	3	0	3	3.8	2	2	2	0	0	10	15.9
at Santa Clara	01/20/2024	*	39:10	7-16	.438	4-6	.667	16-18	.889	1	1	2	3.7	4	4	2	0	3	34	16.8
San Diego	01/23/2024	*	32:25	7-13	.538	1-2	.500	2-2	1.000	0	3	3	3.7	5	4	1	0	2	17	16.9
at LMU (CA)	01/25/2024	*	33:04	6-12	.500	3-8	.375	2-2	1.000	0	2	2	3.6	1	2	2	0	1	17	16.9
San Francisco	01/27/2024	*	38:47	4-17	.235	2-10	.200	2-2	1.000	0	3	3	3.6	1	5	5	0	3	12	16.6
at Pacific	02/01/2024	*	40:00	2-13	.154	1-7	.143	0-0	.000	0	2	2	3.5	0	1	3	0	2	5	16.1
Pepperdine	02/03/2024	*	33:44	10-21	.476	2-6	.333	2-4	.500	2	5	7	3.7	2	5	1	0	0	24	16.5
at Gonzaga	02/07/2024	*	32:18	2-9	.222	1-5	.200	0-0	.000	0	4	4	3.7	4	2	2	0	0	5	16.0
Saint Mary's (CA)	02/10/2024	*	31:47	5-16	.313	0-3	.000	4-4	1.000	2	2	4	3.7	0	1	1	0	0	14	15.9
at San Diego	02/15/2024	*	38:42	4-10	.400	0-2	.000	5-5	1.000	4	4	8	3.9	3	4	4	0	0	13	15.8
at Pepperdine	02/17/2024	*	35:28	8-16	.500	3-6	.500	4-4	1.000	2	5	7	4.0	1	1	0	0	1	23	16.1
Gonzaga	02/22/2024	*	35:26	6-14	.429	5-7	.714	1-3	.333	0	8	8	4.1	1	3	1	1	0	18	16.1
Santa Clara	02/29/2024	*	45:00	13-28	.464	0-6	.000	6-8	.750	2	8	10	4.3	1	3	3	0	0	32	16.7
LMU (CA)	03/02/2024	*	39:44	5-11	.455	2-3	.667	0-0	.000	0	6	6	4.4	2	11	3	0	0	12	16.5
Totals		31	1098:33	185-410	.451	58-163	.356	84-104	.808	26	109	135	4.4	63	116	74	4	26	512	16.5

Player Averages

Games Played	Minutes/ game	Points/ game	FG Pct	3FG Pct	FT Pct	Rebounds/ game	Assists/ game	Turnovers/ game	Assist/Turnover ratio	Steals/ game	Blocks/ game
31	35.4	16.5	45.1	35.6	80.8	4.4	3.7	2.4	1.6	0.8	0.1



2023-24 Portland Men's Basketball
Individual Game-by-Game
All games

Page 4/14
as of Mar 05, 2024

#3 YAMANOUCHI-WILLIAMS, Yuto

Opponent	Date	GS	MIN	Total		3-Pointers		Free throws		Rebounds				PF	A	TO	BLK	STL	PTS	AVG
				FG-FGA	PCT	3FG-3FGA	PCT	FT-FTA	PCT	OFF	DEF	TOT	AVG							
Pacific	01/06/2024	*	21:18	3-12	.250	2-9	.222	4-5	.800	3	7	10	10.0	4	0	2	1	0	12	12.0
at Saint Mary's (CA)	01/11/2024	*	24:27	5-9	.556	4-7	.571	0-0	.000	1	4	5	7.5	3	0	2	1	0	14	13.0
at San Francisco	01/13/2024	*	21:00	3-7	.429	1-5	.200	1-6	.167	2	6	8	7.7	1	0	1	0	0	8	11.3
at Santa Clara	01/20/2024	*	23:50	7-8	.875	3-4	.750	0-1	.000	2	4	6	7.3	5	2	3	0	0	17	12.8
San Diego	01/23/2024	*	22:19	4-5	.800	2-2	1.000	5-8	.625	1	1	2	6.2	3	0	2	0	0	15	13.2
at LMU (CA)	01/25/2024	*	22:45	1-5	.200	0-2	.000	2-2	1.000	0	6	6	6.2	2	1	1	2	0	4	11.7
at Pacific	02/01/2024		18:55	2-5	.400	2-4	.500	2-3	.667	0	7	7	6.3	3	1	2	2	1	8	11.1
Pepperdine	02/03/2024	*	14:01	3-7	.429	0-1	.000	0-0	.000	2	2	4	6.0	2	1	0	1	0	6	10.5
at Gonzaga	02/07/2024	*	19:36	4-8	.500	1-4	.250	2-3	.667	1	4	5	5.9	0	0	0	0	1	11	10.6
Saint Mary's (CA)	02/10/2024	*	20:42	2-7	.286	1-4	.250	0-0	.000	0	3	3	5.6	3	0	1	0	0	5	10.0
at San Diego	02/15/2024	*	14:06	1-5	.200	0-2	.000	1-2	.500	0	3	3	5.4	0	0	0	2	0	3	9.4
at Pepperdine	02/17/2024	*	17:54	0-2	.000	0-1	.000	0-0	.000	1	2	3	5.2	3	2	1	1	0	0	8.6
Totals		11	240:53	35-80	.438	16-45	.356	17-30	.567	13	49	62	5.2	29	7	15	10	2	103	8.6

Player Averages

Games Played	Minutes/game	Points/game	FG Pct	3FG Pct	FT Pct	Rebounds/game	Assists/game	Turnovers/game	Assist/Turnover ratio	Steals/game	Blocks/game
12	20.1	8.6	43.8	35.6	56.7	5.2	0.6	1.3	0.5	0.2	0.8



2023-24 Portland Men's Basketball
Individual Game-by-Game
All games

Page 5/14
as of Mar 05, 2024

#4 GOROSITO, Juan Sebastian

Opponent	Date	GS	MIN	Total		3-Pointers		Free throws		Rebounds				PF	A	TO	BLK	STL	PTS	AVG
				FG-FGA	PCT	3FG-3FGA	PCT	FT-FTA	PCT	OFF	DEF	TOT	AVG							
Long Beach St.	11/06/2023		17:05	0-5	.000	0-5	.000	3-4	.750	0	1	1	1.0	5	2	1	0	2	3	3.0
Lewis & Clark	11/08/2023		23:05	1-4	.250	1-3	.333	0-0	.000	0	3	3	2.0	2	6	4	0	1	3	3.0
UC Riverside	11/12/2023		17:43	0-2	.000	0-1	.000	4-4	1.000	0	1	1	1.7	4	3	1	0	2	4	3.3
Tennessee St.	11/15/2023		21:20	1-5	.200	1-5	.200	2-2	1.000	0	0	0	1.3	0	3	2	0	1	5	3.8
at Nevada	11/18/2023		24:39	5-11	.455	5-10	.500	0-0	.000	0	1	1	1.2	2	2	1	0	0	15	6.0
Willamette	11/25/2023		24:34	2-7	.286	2-7	.286	0-0	.000	0	4	4	1.7	0	5	0	0	3	6	6.0
at Portland St.	11/28/2023		10:38	0-1	.000	0-1	.000	0-0	.000	0	0	0	1.4	1	0	0	0	0	0	5.1
Wyoming	12/01/2023		20:29	2-5	.400	1-3	.333	0-0	.000	0	1	1	1.4	2	3	2	0	1	5	5.1
Air Force	12/03/2023		25:59	1-8	.125	1-7	.143	0-0	.000	0	2	2	1.4	0	3	3	0	1	3	4.9
at North Dakota St.	12/07/2023		26:48	3-3	1.000	2-2	1.000	0-0	.000	0	1	1	1.4	0	2	0	0	1	8	5.2
at North Dakota	12/09/2023		21:36	0-6	.000	0-4	.000	0-0	.000	0	3	3	1.5	1	1	0	0	0	0	4.7
vs Grand Canyon	12/16/2023		16:24	0-3	.000	0-2	.000	0-0	.000	1	1	2	1.6	2	0	0	0	0	0	4.3
at Hawaii	12/21/2023		17:21	0-5	.000	0-4	.000	0-0	.000	0	2	2	1.6	2	0	2	0	2	0	4.0
vs Massachusetts	12/22/2023		29:22	4-9	.444	4-9	.444	0-0	.000	0	1	1	1.6	4	4	2	0	1	12	4.6
vs Temple	12/24/2023	*	39:24	5-11	.455	5-11	.455	1-3	.333	1	5	6	1.9	5	6	3	0	1	16	5.3
Pacific	01/06/2024		22:53	2-6	.333	1-5	.200	0-0	.000	0	2	2	1.9	4	2	2	0	0	5	5.3
at Saint Mary's (CA)	01/11/2024		20:44	1-4	.250	1-4	.250	0-0	.000	0	3	3	1.9	2	1	4	0	1	3	5.2
at San Francisco	01/13/2024	*	29:00	3-4	.750	3-4	.750	1-2	.500	0	1	1	1.9	3	1	3	0	1	10	5.4
at Santa Clara	01/20/2024	*	38:35	5-14	.357	4-10	.400	2-4	.500	0	3	3	1.9	3	7	3	0	0	16	6.0
San Diego	01/23/2024	*	38:25	2-6	.333	2-6	.333	1-2	.500	1	1	2	2.0	4	4	2	0	2	7	6.1
at LMU (CA)	01/25/2024	*	33:04	3-8	.375	2-3	.667	1-1	1.000	0	4	4	2.0	1	2	0	0	1	9	6.2
San Francisco	01/27/2024	*	32:24	7-11	.636	7-11	.636	0-0	.000	0	2	2	2.0	5	1	3	0	0	21	6.9
at Pacific	02/01/2024	*	40:00	4-10	.400	4-10	.400	7-7	1.000	1	1	2	2.0	3	6	2	1	0	19	7.4
Pepperdine	02/03/2024	*	40:00	5-9	.556	5-9	.556	4-5	.800	0	6	6	2.2	4	2	0	0	0	19	7.9
at Gonzaga	02/07/2024	*	31:54	5-12	.417	3-10	.300	0-0	.000	0	1	1	2.2	3	1	2	0	0	13	8.1
Saint Mary's (CA)	02/10/2024	*	34:08	2-6	.333	0-3	.000	0-0	.000	0	2	2	2.2	3	2	3	0	0	4	7.9
at San Diego	02/15/2024	*	22:14	1-10	.100	1-8	.125	0-0	.000	0	0	0	2.1	3	0	2	0	0	3	7.7
at Pepperdine	02/17/2024	*	30:15	3-8	.375	1-5	.200	0-0	.000	0	1	1	2.0	2	1	3	0	2	7	7.7
Gonzaga	02/22/2024	*	31:32	1-4	.250	1-3	.333	4-4	1.000	0	1	1	2.0	3	3	1	0	0	7	7.7
Santa Clara	02/29/2024	*	39:42	5-12	.417	2-7	.286	3-6	.500	1	2	3	2.0	3	4	1	0	0	15	7.9
LMU (CA)	03/02/2024	*	40:00	10-19	.526	6-14	.429	0-0	.000	0	2	2	2.0	3	2	0	0	1	26	8.5
Totals		15	861:17	83-228	.364	65-186	.349	33-44	.750	5	58	63	2.0	79	79	52	1	24	264	8.5

Player Averages

Games Played	Minutes/ game	Points/ game	FG Pct	3FG Pct	FT Pct	Rebounds/ game	Assists/ game	Turnovers/ game	Assist/Turnover ratio	Steals/ game	Blocks/ game
31	27.8	8.5	36.4	34.9	75.0	2.0	2.5	1.7	1.5	0.8	0.0



2023-24 Portland Men's Basketball
Individual Game-by-Game
All games

Page 6/14
as of Mar 05, 2024

#5 AUSTIN, Chris

Opponent	Date	GS	MIN	Total		3-Pointers		Free throws		Rebounds											
				FG-FGA	PCT	3FG-3FGA	PCT	FT-FTA	PCT	OFF	DEF	TOT	AVG	PF	A	TO	BLK	STL	PTS	AVG	
Long Beach St.	11/06/2023	*	23:44	0-5	.000	0-4	.000	2-2	1.000	1	1	2	2.0	1	0	2	0	0	2	2.0	
Lewis & Clark	11/08/2023	*	30:34	5-10	.500	1-3	.333	1-1	1.000	1	1	2	2.0	2	1	4	0	1	12	7.0	
UC Riverside	11/12/2023	*	28:02	3-6	.500	0-1	.000	2-2	1.000	1	1	2	2.0	1	2	2	0	1	8	7.3	
Tennessee St.	11/15/2023	*	19:18	1-4	.250	0-2	.000	0-0	.000	1	0	1	1.8	2	1	1	1	0	2	6.0	
at Nevada	11/18/2023	*	08:11	0-1	.000	0-0	.000	0-0	.000	1	0	1	1.6	4	0	0	0	0	0	4.8	
Willamette	11/25/2023	*	17:59	7-9	.778	2-3	.667	0-0	.000	1	2	3	1.8	1	1	1	0	0	16	6.7	
at Portland St.	11/28/2023	*	33:43	3-6	.500	0-1	.000	0-0	.000	3	0	3	2.0	1	2	1	0	1	6	6.6	
Wyoming	12/01/2023	*	29:44	6-10	.600	3-6	.500	2-2	1.000	2	1	3	2.1	3	3	3	0	3	17	7.9	
Air Force	12/03/2023	*	29:35	6-11	.545	0-2	.000	3-4	.750	2	0	2	2.1	5	3	1	0	2	15	8.7	
at North Dakota St.	12/07/2023	*	29:06	4-10	.400	0-2	.000	0-0	.000	1	1	2	2.1	1	0	0	0	0	8	8.6	
at North Dakota	12/09/2023	*	31:32	4-8	.500	2-5	.400	0-0	.000	1	1	2	2.1	4	2	2	0	2	10	8.7	
vs Grand Canyon	12/16/2023	*	27:14	4-9	.444	3-5	.600	1-2	.500	0	2	2	2.1	2	4	2	0	3	12	9.0	
at Hawaii	12/21/2023	*	20:59	1-4	.250	0-2	.000	1-2	.500	2	2	4	2.2	4	1	3	0	0	3	8.5	
vs Massachusetts	12/22/2023	*	26:01	2-8	.250	1-4	.250	1-2	.500	2	1	3	2.3	5	3	0	0	0	6	8.4	
vs Temple	12/24/2023	*	28:58	2-3	.667	2-3	.667	0-0	.000	0	5	5	2.5	4	0	2	0	0	6	8.2	
Pacific	01/06/2024	*	25:26	4-7	.571	3-5	.600	1-2	.500	3	1	4	2.6	2	1	1	0	0	12	8.4	
at Saint Mary's (CA)	01/11/2024	*	23:09	2-3	.667	0-1	.000	1-2	.500	0	2	2	2.5	1	0	3	0	0	5	8.2	
at San Francisco	01/13/2024		15:03	2-6	.333	1-3	.333	0-0	.000	0	0	0	2.4	2	1	0	0	0	5	8.1	
at Santa Clara	01/20/2024		26:19	2-6	.333	1-2	.500	0-0	.000	0	3	3	2.4	1	2	0	0	1	5	7.9	
San Diego	01/23/2024		30:02	4-8	.500	4-6	.667	2-2	1.000	1	3	4	2.5	4	0	2	0	0	14	8.2	
at LMU (CA)	01/25/2024		19:32	1-3	.333	0-1	.000	0-0	.000	0	0	0	2.4	0	1	0	0	0	2	7.9	
San Francisco	01/27/2024		09:45	0-0	.000	0-0	.000	2-2	1.000	0	0	0	2.3	4	0	1	0	0	2	7.6	
at Pacific	02/01/2024	*	20:23	0-2	.000	0-1	.000	0-0	.000	1	1	2	2.3	1	1	1	1	0	0	7.3	
Pepperdine	02/03/2024		20:57	4-6	.667	3-4	.750	0-0	.000	0	2	2	2.3	3	2	2	0	0	11	7.5	
at Gonzaga	02/07/2024		21:22	1-2	.500	0-0	.000	0-0	.000	0	3	3	2.3	2	0	1	0	0	2	7.2	
Saint Mary's (CA)	02/10/2024		25:12	0-3	.000	0-3	.000	0-0	.000	0	1	1	2.2	1	0	1	2	1	0	7.0	
at San Diego	02/15/2024		23:17	1-5	.200	0-3	.000	0-0	.000	0	0	0	2.1	0	0	0	0	0	2	6.8	
at Pepperdine	02/17/2024		29:16	1-5	.200	0-1	.000	0-0	.000	0	2	2	2.1	0	0	0	0	0	2	6.6	
Gonzaga	02/22/2024		26:37	2-9	.222	0-1	.000	2-2	1.000	1	1	2	2.1	0	2	0	0	1	6	6.6	
Santa Clara	02/29/2024	*	35:59	3-6	.500	2-3	.667	1-1	1.000	0	2	2	2.1	2	0	0	0	0	9	6.7	
LMU (CA)	03/02/2024	*	38:01	6-11	.545	2-4	.500	2-4	.500	2	3	5	2.2	2	1	0	1	0	16	7.0	
Totals		20	774:58	81-186	.435	30-81	.370	24-32	.750	27	42	69	2.2	65	34	36	5	16	216	7.0	

Player Averages

Games Played	Minutes/game	Points/game	FG Pct	3FG Pct	FT Pct	Rebounds/game	Assists/game	Turnovers/game	Assist/Turnover ratio	Steals/game	Blocks/game
31	25.0	7.0	43.5	37.0	75.0	2.2	1.1	1.2	0.9	0.5	0.2



2023-24 Portland Men's Basketball
Individual Game-by-Game
All games

Page 7/14
as of Mar 05, 2024

#10 LEMKE, Coleman

Opponent	Date	GS	MIN	Total		3-Pointers		Free throws		Rebounds				PF	A	TO	BLK	STL	PTS	AVG
				FG-FGA	PCT	3FG-3FGA	PCT	FT-FTA	PCT	OFF	DEF	TOT	AVG							
at Nevada	11/18/2023		01:19	0-0	.000	0-0	.000	1-2	.500	0	0	0	0.0	0	0	0	0	0	1	1.0
Willamette	11/25/2023		05:14	1-1	1.000	1-1	1.000	2-3	.667	0	1	1	0.5	3	0	0	0	0	5	3.0
Air Force	12/03/2023		01:30	0-1	.000	0-1	.000	0-0	.000	0	0	0	0.3	1	0	0	0	0	0	2.0
vs Grand Canyon	12/16/2023		01:38	0-1	.000	0-1	.000	0-0	.000	0	0	0	0.3	0	0	0	0	0	0	1.5
vs Massachusetts	12/22/2023		01:22	0-0	.000	0-0	.000	1-2	.500	0	0	0	0.2	0	0	0	0	0	1	1.4
at Saint Mary's (CA)	01/11/2024		03:31	0-1	.000	0-1	.000	0-0	.000	0	1	1	0.3	0	0	0	0	0	0	1.2
at San Francisco	01/13/2024		05:29	0-2	.000	0-1	.000	0-0	.000	0	0	0	0.3	1	0	0	0	1	0	1.0
at LMU (CA)	01/25/2024		03:37	0-0	.000	0-0	.000	0-0	.000	0	0	0	0.3	1	0	1	0	0	0	0.9
San Francisco	01/27/2024		05:19	0-3	.000	0-2	.000	0-0	.000	1	2	3	0.6	0	0	1	0	0	0	0.8
at Pacific	02/01/2024		08:15	0-1	.000	0-1	.000	0-0	.000	0	0	0	0.5	0	0	0	0	0	0	0.7
Pepperdine	02/03/2024		20:06	1-1	1.000	1-1	1.000	0-0	.000	0	0	0	0.5	1	3	0	0	0	3	0.9
at Gonzaga	02/07/2024		13:35	1-3	.333	1-3	.333	0-0	.000	0	0	0	0.4	0	0	0	0	0	3	1.1
Saint Mary's (CA)	02/10/2024		12:52	0-0	.000	0-0	.000	0-0	.000	0	1	1	0.5	0	0	0	0	0	0	1.0
at San Diego	02/15/2024		03:05	0-1	.000	0-1	.000	0-0	.000	0	1	1	0.5	1	0	0	0	0	0	0.9
at Pepperdine	02/17/2024		10:43	0-0	.000	0-0	.000	0-0	.000	0	0	0	0.5	0	2	0	0	0	0	0.9
Gonzaga	02/22/2024		02:56	0-0	.000	0-0	.000	0-0	.000	0	0	0	0.4	1	1	0	0	0	0	0.8
Santa Clara	02/29/2024		14:19	1-2	.500	1-2	.500	0-0	.000	0	1	1	0.5	0	0	1	0	0	3	0.9
LMU (CA)	03/02/2024		02:15	0-0	.000	0-0	.000	0-0	.000	0	0	0	0.4	0	0	0	0	0	0	0.9
Totals		0	117:05	4-17	.235	4-15	.267	4-7	.571	1	7	8	0.4	9	6	3	0	1	16	0.9

Player Averages

Games Played	Minutes/ game	Points/ game	FG Pct	3FG Pct	FT Pct	Rebounds/ game	Assists/ game	Turnovers/ game	Assist/Turnover ratio	Steals/ game	Blocks/ game
18	6.5	0.9	23.5	26.7	57.1	0.4	0.3	0.2	2.0	0.1	0.0



2023-24 Portland Men's Basketball
Individual Game-by-Game
All games

Page 8/14
as of Mar 05, 2024

#14 KOROMA, Alimamy

Opponent	Date	GS	MIN	Total		3-Pointers		Free throws		Rebounds				PF	A	TO	BLK	STL	PTS	AVG
				FG-FGA	PCT	3FG-3FGA	PCT	FT-FTA	PCT	OFF	DEF	TOT	AVG							
Long Beach St.	11/06/2023		18:11	2-3	.667	0-1	.000	5-6	.833	0	5	5	5.0	3	0	1	1	0	9	9.0
Lewis & Clark	11/08/2023		16:53	3-5	.600	0-0	.000	0-0	.000	0	2	2	3.5	1	1	3	1	1	6	7.5
UC Riverside	11/12/2023	*	17:52	5-9	.556	0-1	.000	0-0	.000	1	3	4	3.7	4	2	3	0	1	10	8.3
Tennessee St.	11/15/2023	*	10:08	1-4	.250	0-1	.000	0-0	.000	1	1	2	3.3	3	0	2	0	0	2	6.8
at Nevada	11/18/2023		05:56	0-0	.000	0-0	.000	0-0	.000	0	0	0	2.6	0	1	0	0	1	0	5.4
Willamette	11/25/2023		16:52	9-12	.750	2-3	.667	3-4	.750	0	4	4	2.8	1	1	0	0	0	23	8.3
at Portland St.	11/28/2023		33:27	11-16	.688	1-2	.500	1-4	.250	3	9	12	4.1	3	1	3	2	0	24	10.6
Wyoming	12/01/2023		19:23	4-9	.444	0-1	.000	5-6	.833	1	1	2	3.9	4	0	1	2	0	13	10.9
Air Force	12/03/2023		20:57	2-5	.400	0-0	.000	0-0	.000	0	2	2	3.7	0	1	1	1	0	4	10.1
at North Dakota St.	12/07/2023	*	20:05	5-10	.500	0-1	.000	3-3	1.000	0	4	4	3.7	4	0	1	0	0	13	10.4
at North Dakota	12/09/2023	*	23:00	3-3	1.000	1-1	1.000	1-2	.500	1	6	7	4.0	4	1	2	0	1	8	10.2
vs Grand Canyon	12/16/2023	*	19:54	1-6	.167	0-2	.000	2-2	1.000	4	2	6	4.2	1	0	1	0	0	4	9.7
Totals		5	222:38	46-82	.561	4-13	.308	20-27	.741	11	39	50	4.2	28	8	18	7	4	116	9.7

Player Averages

Games Played	Minutes/game	Points/game	FG Pct	3FG Pct	FT Pct	Rebounds/game	Assists/game	Turnovers/game	Assist/Turnover ratio	Steals/game	Blocks/game
12	18.6	9.7	56.1	30.8	74.1	4.2	0.7	1.5	0.4	0.3	0.6



2023-24 Portland Men's Basketball
Individual Game-by-Game
All games

Page 9/14
as of Mar 05, 2024

#15 HARRIS, Tyler

Opponent	Date	GS	MIN	Total		3-Pointers		Free throws		Rebounds				PF	A	TO	BLK	STL	PTS	AVG
				FG-FGA	PCT	3FG-3FGA	PCT	FT-FTA	PCT	OFF	DEF	TOT	AVG							
Long Beach St.	11/06/2023	*	37:44	6-9	.667	2-4	.500	3-4	.750	2	10	12	12.0	4	2	3	1	0	17	17.0
Lewis & Clark	11/08/2023	*	28:55	7-10	.700	4-5	.800	2-2	1.000	4	5	9	10.5	2	1	2	2	0	20	18.5
UC Riverside	11/12/2023	*	33:33	7-11	.636	0-1	.000	8-8	1.000	3	9	12	11.0	1	1	3	1	1	22	19.7
Tennessee St.	11/15/2023	*	36:03	2-6	.333	1-3	.333	6-8	.750	2	3	5	9.5	1	1	2	2	3	11	17.5
at Nevada	11/18/2023	*	36:56	7-10	.700	4-4	1.000	1-2	.500	2	5	7	9.0	4	0	2	0	0	19	17.8
Willamette	11/25/2023	*	20:46	5-8	.625	2-4	.500	3-3	1.000	0	7	7	8.7	2	1	1	3	1	15	17.3
at Portland St.	11/28/2023	*	36:00	1-4	.250	0-1	.000	2-4	.500	1	9	10	8.9	4	1	3	1	1	4	15.4
Wyoming	12/01/2023	*	33:09	4-8	.500	0-1	.000	3-4	.750	0	10	10	9.0	4	2	5	2	1	11	14.9
Air Force	12/03/2023	*	33:57	3-8	.375	1-3	.333	2-5	.400	2	7	9	9.0	0	0	3	2	2	9	14.2
at North Dakota St.	12/07/2023	*	33:05	0-5	.000	0-1	.000	3-4	.750	0	4	4	8.5	0	0	1	2	1	3	13.1
at North Dakota	12/09/2023	*	29:21	3-8	.375	0-2	.000	2-4	.500	1	4	5	8.2	3	1	0	0	2	8	12.6
vs Grand Canyon	12/16/2023	*	36:21	5-12	.417	1-1	1.000	4-6	.667	2	8	10	8.3	0	2	1	0	1	15	12.8
at Hawaii	12/21/2023	*	40:00	4-8	.500	0-2	.000	1-3	.333	1	4	5	8.1	2	1	4	1	1	9	12.5
vs Massachusetts	12/22/2023	*	35:17	7-12	.583	0-2	.000	6-9	.667	1	4	5	7.9	1	1	1	0	1	20	13.1
vs Temple	12/24/2023	*	40:00	5-14	.357	1-5	.200	3-6	.500	0	7	7	7.8	2	2	2	0	2	14	13.1
Pacific	01/06/2024	*	36:17	7-13	.538	1-3	.333	1-1	1.000	3	6	9	7.9	1	2	1	0	0	16	13.3
at Saint Mary's (CA)	01/11/2024	*	34:23	1-10	.100	0-1	.000	2-2	1.000	2	4	6	7.8	2	4	2	0	0	4	12.8
at San Francisco	01/13/2024	*	27:48	1-4	.250	0-0	.000	3-5	.600	1	3	4	7.6	1	0	0	1	1	5	12.3
at LMU (CA)	01/25/2024	*	32:36	4-9	.444	0-1	.000	1-2	.500	2	3	5	7.4	1	1	2	0	0	9	12.2
San Francisco	01/27/2024	*	36:36	2-6	.333	0-2	.000	0-1	.000	1	4	5	7.3	2	0	3	0	0	4	11.8
at San Diego	02/15/2024		33:05	6-12	.500	1-4	.250	6-7	.857	4	6	10	7.4	1	1	3	1	3	19	12.1
Gonzaga	02/22/2024	*	32:17	4-11	.364	1-3	.333	3-6	.500	2	3	5	7.3	0	1	0	1	0	12	12.1
Totals		21	744:08	91-198	.460	19-53	.358	65-96	.677	36	125	161	7.3	38	25	44	20	21	266	12.1

Player Averages

Games Played	Minutes/ game	Points/ game	FG Pct	3FG Pct	FT Pct	Rebounds/ game	Assists/ game	Turnovers/ game	Assist/Turnover ratio	Steals/ game	Blocks/ game
22	33.8	12.1	46.0	35.8	67.7	7.3	1.1	2.0	0.6	1.0	0.9



2023-24 Portland Men's Basketball
Individual Game-by-Game
All games

Page 10/14
as of Mar 05, 2024

#20 STACK, Drew

Opponent	Date	GS	MIN	Total		3-Pointers		Free throws		Rebounds											
				FG-FGA	PCT	3FG-3FGA	PCT	FT-FTA	PCT	OFF	DEF	TOT	AVG	PF	A	TO	BLK	STL	PTS	AVG	
Willamette	11/25/2023		03:59	0-2	.000	0-2	.000	0-0	.000	0	1	1	1.0	1	1	1	0	0	0	0.0	
vs Grand Canyon	12/16/2023		01:38	0-0	.000	0-0	.000	0-0	.000	0	0	0	0.5	0	0	1	0	0	0	0.0	
vs Massachusetts	12/22/2023		01:02	0-0	.000	0-0	.000	0-0	.000	0	0	0	0.3	0	0	0	0	0	0	0.0	
Pacific	01/06/2024		00:38	0-0	.000	0-0	.000	0-0	.000	0	0	0	0.3	0	0	0	0	0	0	0.0	
at Santa Clara	01/20/2024		00:01	0-0	.000	0-0	.000	0-0	.000	0	0	0	0.2	0	0	0	0	0	0	0.0	
at LMU (CA)	01/25/2024		01:17	0-0	.000	0-0	.000	0-0	.000	0	0	0	0.2	0	0	0	0	0	0	0.0	
at Pepperdine	02/17/2024		01:41	0-0	.000	0-0	.000	0-0	.000	0	0	0	0.1	0	0	0	0	0	0	0.0	
Gonzaga	02/22/2024		00:36	1-1	1.000	1-1	1.000	0-0	.000	0	0	0	0.1	0	0	0	0	0	3	0.4	
Totals		0	10:52	1-3	.333	1-3	.333	0-0	.000	0	1	1	0.1	1	1	2	0	0	3	0.4	

Player Averages

Games Played	Minutes/game	Points/game	FG Pct	3FG Pct	FT Pct	Rebounds/game	Assists/game	Turnovers/game	Assist/Turnover ratio	Steals/game	Blocks/game
8	1.4	0.4	33.3	33.3	0.0	0.1	0.1	0.3	0.5	0.0	0.0



2023-24 Portland Men's Basketball
Individual Game-by-Game
All games

Page 11/14
as of Mar 05, 2024

#21 JORDAN, Noah

Opponent	Date	GS	MIN	Total		3-Pointers		Free throws		Rebounds				PF	A	TO	BLK	STL	PTS	AVG
				FG-FGA	PCT	3FG-3FGA	PCT	FT-FTA	PCT	OFF	DEF	TOT	AVG							
Long Beach St.	11/06/2023		11:11	0-3	.000	0-2	.000	0-0	.000	0	3	3	3.0	2	0	0	0	1	0	0.0
Lewis & Clark	11/08/2023		26:34	6-11	.545	1-5	.200	0-0	.000	3	9	12	7.5	2	2	3	4	2	13	6.5
UC Riverside	11/12/2023		12:20	0-2	.000	0-1	.000	2-2	1.000	1	1	2	5.7	2	1	1	0	0	2	5.0
Tennessee St.	11/15/2023		20:03	1-3	.333	0-2	.000	1-1	1.000	0	1	1	4.5	1	0	0	2	0	3	4.5
at Nevada	11/18/2023		14:47	2-4	.500	1-3	.333	3-5	.600	0	3	3	4.2	5	0	1	0	1	8	5.2
Willamette	11/25/2023		16:47	1-1	1.000	0-0	.000	0-0	.000	0	3	3	4.0	3	3	1	0	0	2	4.7
at Portland St.	11/28/2023		09:53	0-6	.000	0-2	.000	0-2	.000	2	3	5	4.1	1	2	0	0	0	0	4.0
Wyoming	12/01/2023		13:31	2-3	.667	2-3	.667	0-0	.000	4	4	8	4.6	4	1	0	0	0	6	4.3
Air Force	12/03/2023		12:19	0-2	.000	0-2	.000	0-0	.000	1	1	2	4.3	1	1	0	0	0	0	3.8
at North Dakota St.	12/07/2023		10:23	1-2	.500	0-0	.000	1-1	1.000	0	3	3	4.2	1	0	1	0	0	3	3.7
at North Dakota	12/09/2023		05:54	0-3	.000	0-3	.000	0-0	.000	0	0	0	3.8	1	0	0	0	1	0	3.4
Saint Mary's (CA)	02/10/2024		07:43	1-2	.500	0-1	.000	0-2	.000	0	1	1	3.6	1	0	1	0	1	2	3.3
Totals		0	161:25	14-42	.333	4-24	.167	7-13	.538	11	32	43	3.6	24	10	8	6	6	39	3.3

Player Averages

Games Played	Minutes/ game	Points/ game	FG Pct	3FG Pct	FT Pct	Rebounds/ game	Assists/ game	Turnovers/ game	Assist/Turnover ratio	Steals/ game	Blocks/ game
12	13.5	3.3	33.3	16.7	53.8	3.6	0.8	0.7	1.3	0.5	0.5



2023-24 Portland Men's Basketball
Individual Game-by-Game
All games

Page 12/14
as of Mar 05, 2024

#23 VUCINIC, Vasilije

Opponent	Date	GS	MIN	Total		3-Pointers		Free throws		Rebounds				PF	A	TO	BLK	STL	PTS	AVG
				FG-FGA	PCT	3FG-3FGA	PCT	FT-FTA	PCT	OFF	DEF	TOT	AVG							
Long Beach St.	11/06/2023	*	21:00	3-3	1.000	0-0	.000	3-4	.750	1	3	4	4.0	2	1	4	2	0	9	9.0
Lewis & Clark	11/08/2023	*	13:02	3-6	.500	0-0	.000	1-1	1.000	6	2	8	6.0	2	1	0	0	1	7	8.0
UC Riverside	11/12/2023		17:19	0-4	.000	0-0	.000	2-4	.500	4	3	7	6.3	1	2	1	0	0	2	6.0
Tennessee St.	11/15/2023		13:42	0-0	.000	0-0	.000	0-0	.000	0	3	3	5.5	2	0	3	1	0	0	4.5
at Nevada	11/18/2023	*	26:49	6-9	.667	0-0	.000	5-10	.500	1	2	3	5.0	3	2	2	1	0	17	7.0
Willamette	11/25/2023	*	17:02	3-4	.750	1-1	1.000	2-4	.500	2	5	7	5.3	0	1	2	0	0	9	7.3
at Portland St.	11/28/2023	*	05:42	0-1	.000	0-0	.000	0-0	.000	0	2	2	4.9	4	0	1	1	0	0	6.3
Wyoming	12/01/2023	*	18:31	5-7	.714	0-1	.000	3-4	.750	1	3	4	4.8	0	2	1	1	0	13	7.1
Air Force	12/03/2023	*	13:30	1-3	.333	0-0	.000	0-2	.000	0	1	1	4.3	1	0	1	1	0	2	6.6
at North Dakota St.	12/07/2023		15:03	4-7	.571	0-0	.000	2-2	1.000	2	3	5	4.4	4	1	0	0	0	10	6.9
at North Dakota	12/09/2023		06:22	0-0	.000	0-0	.000	2-2	1.000	0	1	1	4.1	0	0	0	0	0	2	6.5
vs Grand Canyon	12/16/2023		08:49	0-0	.000	0-0	.000	0-0	.000	1	0	1	3.8	1	0	0	0	0	0	5.9
at Hawaii	12/21/2023	*	11:20	2-3	.667	0-0	.000	2-2	1.000	0	2	2	3.7	2	0	0	0	0	6	5.9
vs Massachusetts	12/22/2023	*	18:28	2-4	.500	0-0	.000	2-4	.500	3	1	4	3.7	3	0	2	1	0	6	5.9
vs Temple	12/24/2023	*	18:11	1-4	.250	0-1	.000	0-0	.000	2	6	8	4.0	1	1	1	0	0	2	5.7
at Saint Mary's (CA)	01/11/2024		06:10	0-1	.000	0-1	.000	0-0	.000	0	0	0	3.8	2	0	0	0	0	0	5.3
at San Francisco	01/13/2024		08:42	1-2	.500	0-0	.000	0-0	.000	0	0	0	3.5	0	0	0	0	0	2	5.1
San Diego	01/23/2024		14:36	3-4	.750	0-0	.000	1-1	1.000	1	2	3	3.5	1	1	0	0	0	7	5.2
San Francisco	01/27/2024		09:05	0-0	.000	0-0	.000	0-1	.000	0	3	3	3.5	1	1	2	0	0	0	4.9
at Pacific	02/01/2024		04:48	0-0	.000	0-0	.000	0-0	.000	0	1	1	3.4	3	0	0	1	0	0	4.7
Pepperdine	02/03/2024		03:03	1-1	1.000	0-0	.000	0-0	.000	0	0	0	3.2	0	0	0	0	0	2	4.6
at Gonzaga	02/07/2024		11:14	2-4	.500	0-0	.000	2-3	.667	2	0	2	3.1	0	0	0	0	0	6	4.6
Saint Mary's (CA)	02/10/2024		05:54	1-4	.250	0-0	.000	2-3	.667	2	3	5	3.2	0	1	1	0	0	4	4.6
at Pepperdine	02/17/2024		08:59	3-3	1.000	0-0	.000	3-3	1.000	0	1	1	3.1	1	0	3	1	0	9	4.8
Gonzaga	02/22/2024		12:24	5-5	1.000	0-0	.000	0-2	.000	2	2	4	3.2	2	0	0	0	0	10	5.0
Santa Clara	02/29/2024		14:07	0-0	.000	0-0	.000	0-0	.000	0	1	1	3.1	1	0	0	0	0	0	4.8
LMU (CA)	03/02/2024		04:04	1-2	.500	0-0	.000	0-0	.000	1	0	1	3.0	0	0	0	0	0	2	4.7
Totals		10	327:56	47-81	.580	1-4	.250	32-52	.615	31	50	81	3.0	37	14	24	10	1	127	4.7

Player Averages

Games Played	Minutes/ game	Points/ game	FG Pct	3FG Pct	FT Pct	Rebounds/ game	Assists/ game	Turnovers/ game	Assist/Turnover ratio	Steals/ game	Blocks/ game
27	12.1	4.7	58.0	25.0	61.5	3.0	0.5	0.9	0.6	0.0	0.4



2023-24 Portland Men's Basketball
Individual Game-by-Game
All games

Page 13/14
as of Mar 05, 2024

#24 DENG DIT, Bol

Opponent	Date	GS	MIN	Total		3-Pointers		Free throws		Rebounds				PF	A	TO	BLK	STL	PTS	AVG
				FG-FGA	PCT	3FG-3FGA	PCT	FT-FTA	PCT	OFF	DEF	TOT	AVG							
Long Beach St.	11/06/2023		00:38	0-0	.000	0-0	.000	0-0	.000	0	0	0	0.0	0	0	0	0	0	0	0.0
UC Riverside	11/12/2023		02:40	0-2	.000	0-2	.000	0-0	.000	0	0	0	0.0	0	0	0	0	0	0	0.0
Tennessee St.	11/15/2023		03:17	1-3	.333	1-2	.500	0-0	.000	0	0	0	0.0	0	0	0	0	0	3	1.0
at Nevada	11/18/2023		05:22	0-1	.000	0-1	.000	0-0	.000	0	2	2	0.5	1	1	0	0	0	0	0.8
Willamette	11/25/2023		13:22	2-7	.286	1-4	.250	0-0	.000	1	4	5	1.4	1	0	0	0	0	5	1.6
at Portland St.	11/28/2023		00:34	0-0	.000	0-0	.000	0-0	.000	0	0	0	1.2	0	0	0	0	0	0	1.3
Air Force	12/03/2023		01:30	0-0	.000	0-0	.000	0-0	.000	0	0	0	1.0	0	0	0	0	0	0	1.1
at North Dakota St.	12/07/2023		00:15	0-0	.000	0-0	.000	0-0	.000	0	0	0	0.9	0	0	0	0	0	0	1.0
at North Dakota	12/09/2023		03:34	0-0	.000	0-0	.000	0-0	.000	0	0	0	0.8	1	0	0	0	0	0	0.9
vs Grand Canyon	12/16/2023		06:05	0-0	.000	0-0	.000	1-2	.500	1	1	2	0.9	0	0	0	0	0	1	0.9
at Hawaii	12/21/2023		16:30	2-6	.333	1-4	.250	0-0	.000	1	2	3	1.1	0	2	2	0	0	5	1.3
vs Massachusetts	12/22/2023		18:16	2-9	.222	0-5	.000	8-8	1.000	3	1	4	1.3	1	0	1	0	1	12	2.2
vs Temple	12/24/2023		18:06	0-3	.000	0-3	.000	0-0	.000	1	4	5	1.6	1	1	3	0	0	0	2.0
Pacific	01/06/2024		19:11	5-8	.625	2-4	.500	0-2	.000	1	3	4	1.8	0	1	1	0	0	12	2.7
at Saint Mary's (CA)	01/11/2024		20:42	1-4	.250	1-2	.500	1-2	.500	1	2	3	1.9	0	0	0	0	0	4	2.8
at San Francisco	01/13/2024		27:31	2-6	.333	1-4	.250	3-6	.500	1	6	7	2.2	4	3	1	0	0	8	3.1
at Santa Clara	01/20/2024	*	34:04	3-5	.600	1-2	.500	2-4	.500	1	2	3	2.2	3	1	0	0	0	9	3.5
San Diego	01/23/2024	*	24:46	3-7	.429	0-1	.000	2-4	.500	3	2	5	2.4	0	2	1	0	1	8	3.7
at LMU (CA)	01/25/2024		17:55	2-5	.400	0-2	.000	0-0	.000	0	3	3	2.4	1	1	1	0	1	4	3.7
San Francisco	01/27/2024	*	28:48	0-5	.000	0-1	.000	3-4	.750	3	10	13	3.0	5	0	4	1	0	3	3.7
at Pacific	02/01/2024	*	31:02	2-6	.333	2-6	.333	4-5	.800	2	9	11	3.3	4	0	0	0	0	10	4.0
Pepperdine	02/03/2024	*	32:32	4-5	.800	1-2	.500	3-4	.750	1	6	7	3.5	3	0	0	0	0	12	4.4
at Gonzaga	02/07/2024	*	34:12	4-14	.286	2-7	.286	2-2	1.000	2	6	8	3.7	2	1	0	0	0	12	4.7
Saint Mary's (CA)	02/10/2024	*	32:52	4-6	.667	2-3	.667	4-4	1.000	1	6	7	3.8	4	0	0	0	2	14	5.1
at San Diego	02/15/2024	*	32:38	6-10	.600	3-5	.600	0-0	.000	4	6	10	4.1	1	4	2	0	0	15	5.5
at Pepperdine	02/17/2024	*	31:51	4-9	.444	0-1	.000	4-8	.500	2	3	5	4.1	4	0	3	0	0	12	5.7
Gonzaga	02/22/2024	*	29:38	2-7	.286	0-1	.000	1-2	.500	1	1	2	4.0	4	0	0	0	0	5	5.7
Santa Clara	02/29/2024	*	44:32	4-4	1.000	1-1	1.000	1-1	1.000	2	11	13	4.4	2	2	0	2	2	10	5.9
LMU (CA)	03/02/2024	*	37:32	4-10	.400	1-6	.167	1-2	.500	3	9	12	4.6	2	0	1	1	0	10	6.0
Totals		12	569:55	57-142	.401	20-69	.290	40-60	.667	35	99	134	4.6	44	19	20	4	7	174	6.0

Player Averages

Games Played	Minutes/game	Points/game	FG Pct	3FG Pct	FT Pct	Rebounds/game	Assists/game	Turnovers/game	Assist/Turnover ratio	Steals/game	Blocks/game
29	19.7	6.0	40.1	29.0	66.7	4.6	0.7	0.7	1.0	0.2	0.1



2023-24 Portland Men's Basketball
Individual Game-by-Game
All games

Page 14/14
as of Mar 05, 2024

#33 YOUNAN, Andrew

Opponent	Date	GS	MIN	Total		3-Pointers		Free throws		Rebounds											
				FG-FGA	PCT	3FG-3FGA	PCT	FT-FTA	PCT	OFF	DEF	TOT	AVG	PF	A	TO	BLK	STL	PTS	AVG	
at Nevada	11/18/2023		00:56	0-1	.000	0-1	.000	0-0	.000	0	0	0	0.0	0	0	0	0	0	0	0.0	
Willamette	11/25/2023		03:20	0-1	.000	0-1	.000	0-0	.000	0	0	0	0.0	1	0	0	0	0	0	0.0	
Pacific	01/06/2024		00:38	0-1	.000	0-0	.000	0-0	.000	0	0	0	0.0	0	0	0	0	0	0	0.0	
at LMU (CA)	01/25/2024		01:17	0-0	.000	0-0	.000	0-0	.000	0	0	0	0.0	1	0	0	0	0	0	0.0	
at Pepperdine	02/17/2024		01:41	0-2	.000	0-0	.000	0-0	.000	0	0	0	0.0	0	0	0	0	0	0	0.0	
Totals		0	07:52	0-5	.000	0-2	.000	0-0	.000	0	0	0	0.0	2	0	0	0	0	0	0.0	

Player Averages

Games Played	Minutes/ game	Points/ game	FG Pct	3FG Pct	FT Pct	Rebounds/ game	Assists/ game	Turnovers/ game	Assist/Turnover ratio	Steals/ game	Blocks/ game
5	1.6	0.0	0.0	0.0	0.0	0.0	0.0	0.0	0.0	0.0	0.0



Portland Men's Basketball
Individual Career Summaries
All games

Page 1/8
as of Mar 05, 2024

AUSTIN, Chris

				Field Goals		3-Point		F-Throws		Rebounds									Scoring	
SEASON	TEAM	GP-GS	MIN/AVG	FG-FGA	FG%	3FG-3FGA	3FG%	FT-FTA	FT%	OFF	DEF	TOT	AVG	PF-FO	A	TO	BLK	STL	PTS	AVG
2018-19	FU	9-6	77/8.5	4-15	.267	2-11	.182	1-4	.250	3	5	8	0.9	11-0	4	3	0	3	11	1.2
2019-20	FU	24-7	406/16.9	36-106	.340	14-55	.255	5-12	.417	5	28	33	1.4	45-1	15	13	2	10	91	3.8
2020-21	FU	14-14	494/35.3	53-131	.405	24-75	.320	30-37	.811	3	29	32	2.3	33-0	11	18	3	11	160	11.4
2021-22	UP	34-34	1081/31.8	169-394	.429	45-141	.319	105-137	.766	23	124	147	4.3	79-0	66	68	11	13	488	14.4
2023-24	UP	31-20	775/25.0	81-186	.435	30-81	.370	24-32	.750	27	42	69	2.2	65-2	34	36	5	16	216	7.0
TOTAL FOR UP		65-54	1856/28.6	250-580	.431	75-222	.338	129-169	.763	50	166	216	3.3	144-2	100	104	16	29	704	10.8
TOTAL		112-81	2834/25.3	343-832	.412	115-363	.317	165-222	.743	61	228	289	2.6	233-3	130	138	21	53	966	8.6

Single Game Highs

Statistic	Value	
Points	26	vs VMI 12/03/21, vs San Diego 02/17/22
Rebounds	12	at Montana St. 12/19/21
Assists	6	at Pacific 02/24/22
Steals	3	at Rhode Island 01/24/21, vs Wyoming 12/01/23, vs Grand Canyon 12/16/23
Blocks	2	at Saint Louis 01/26/20, at San Diego 01/13/22, vs Saint Mary's (CA) 02/10/24
FG Made	9	vs San Francisco 02/05/22
FG Attempts	19	at Pepperdine 01/15/22
3FG Made	6	vs VMI 12/03/21
3FG Attempts	10	vs VMI 12/03/21
FT Made	9	at Oregon 12/15/21
FT Attempts	10	at Oregon 12/15/21

DENGIT, Bol

				Field Goals		3-Point		F-Throws		Rebounds									Scoring	
SEASON	TEAM	GP-GS	MIN/AVG	FG-FGA	FG%	3FG-3FGA	3FG%	FT-FTA	FT%	OFF	DEF	TOT	AVG	PF-FO	A	TO	BLK	STL	PTS	AVG
2023-24	UP	29-12	570/19.7	57-142	.401	20-69	.290	40-60	.667	35	99	134	4.6	44-1	19	20	4	7	174	6.0
TOTAL		29-12	570/19.7	57-142	.401	20-69	.290	40-60	.667	35	99	134	4.6	44-1	19	20	4	7	174	6.0

Single Game Highs

Statistic	Value	
Points	15	at San Diego 02/15/24
Rebounds	13	vs San Francisco 01/27/24, vs Santa Clara 02/29/24
Assists	4	at San Diego 02/15/24
Steals	2	vs Saint Mary's (CA) 02/10/24, vs Santa Clara 02/29/24
Blocks	2	vs Santa Clara 02/29/24
FG Made	6	at San Diego 02/15/24
FG Attempts	14	at Gonzaga 02/07/24
3FG Made	3	at San Diego 02/15/24
3FG Attempts	7	at Gonzaga 02/07/24
FT Made	8	vs Massachusetts 12/22/23
FT Attempts	8	at Pepperdine 02/17/24, vs Massachusetts 12/22/23



Portland Men's Basketball
Individual Career Summaries
All games

Page 2/8
as of Mar 05, 2024

GOROSITO, Juan sebastian

				Field Goals		3-Point		F-Throws		Rebounds									Scoring	
SEASON	TEAM	GP-GS	MIN/AVG	FG-FGA	FG%	3FG-3FGA	3FG%	FT-FTA	FT%	OFF	DEF	TOT	AVG	PF-FO	A	TO	BLK	STL	PTS	AVG
2022-23	UP	33-12	742/22.5	83-203	.409	63-159	.396	26-31	.839	2	45	47	1.4	76-3	53	36	3	23	255	7.7
2023-24	UP	31-15	861/27.8	83-228	.364	65-186	.349	33-44	.750	5	58	63	2.0	79-3	79	52	1	24	264	8.5
TOTAL		64-27	1603/25.0	166-431	.385	128-345	.371	59-75	.787	7	103	110	1.7	155-6	132	88	4	47	519	8.1

Single Game Highs

Statistic	Value	
Points	26	vs LMU (CA) 03/02/24
Rebounds	6	vs Santa Clara 02/18/23, vs Pepperdine 02/03/24, vs Temple 12/24/23
Assists	7	at Santa Clara 01/20/24
Steals	3	vs Willamette 11/25/23
Blocks	1	4 times
FG Made	10	vs LMU (CA) 03/02/24
FG Attempts	19	vs LMU (CA) 03/02/24
3FG Made	7	vs San Francisco 01/27/24
3FG Attempts	14	vs LMU (CA) 03/02/24
FT Made	7	at Pacific 02/01/24
FT Attempts	7	at Pacific 02/01/24

HARRIS, Tyler

				Field Goals		3-Point		F-Throws		Rebounds									Scoring	
SEASON	TEAM	GP-GS	MIN/AVG	FG-FGA	FG%	3FG-3FGA	3FG%	FT-FTA	FT%	OFF	DEF	TOT	AVG	PF-FO	A	TO	BLK	STL	PTS	AVG
2023-24	UP	22-21	744/33.8	91-198	.460	19-53	.358	65-96	.677	36	125	161	7.3	38-0	25	44	20	21	266	12.1
TOTAL		22-21	744/33.8	91-198	.460	19-53	.358	65-96	.677	36	125	161	7.3	38-0	25	44	20	21	266	12.1

Single Game Highs

Statistic	Value	
Points	22	vs UC Riverside 11/12/23
Rebounds	12	vs Long Beach St. 11/06/23, vs UC Riverside 11/12/23
Assists	4	at Saint Mary's (CA) 01/11/24
Steals	3	vs Tennessee St. 11/15/23, at San Diego 02/15/24
Blocks	3	vs Willamette 11/25/23
FG Made	7	5 times
FG Attempts	14	vs Temple 12/24/23
3FG Made	4	vs Lewis & Clark 11/08/23, at Nevada 11/18/23
3FG Attempts	5	vs Lewis & Clark 11/08/23, vs Temple 12/24/23
FT Made	8	vs UC Riverside 11/12/23
FT Attempts	9	vs Massachusetts 12/22/23



Portland Men's Basketball
Individual Career Summaries
All games

Page 3/8
as of Mar 05, 2024

JORDAN, Noah

				Field Goals		3-Point		F-Throws		Rebounds								Scoring		
SEASON	TEAM	GP-GS	MIN/AVG	FG-FGA	FG%	3FG-3FGA	3FG%	FT-FTA	FT%	OFF	DEF	TOT	AVG	PF-FO	A	TO	BLK	STL	PTS	AVG
2021-22	WVSt	30-25	839/28.0	142-257	.553	29-61	.475	49-73	.671	66	144	210	7.0	78-3	20	60	25	20	362	12.1
2022-23	WVSt	24-14	614/25.6	106-221	.480	35-101	.347	29-56	.518	41	103	144	6.0	65-1	25	49	20	18	276	11.5
2023-24	UP	12-0	161/13.5	14-42	.333	4-24	.167	7-13	.538	11	32	43	3.6	24-1	10	8	6	6	39	3.3
TOTAL FOR UP		12-0	161/13.5	14-42	.333	4-24	.167	7-13	.538	11	32	43	3.6	24-1	10	8	6	6	39	3.3
TOTAL		66-39	1614/24.5	262-520	.504	68-186	.366	85-142	.599	118	279	397	6.0	167-5	55	117	51	44	677	10.3

Single Game Highs

Statistic	Value	
Points	26	vs Davis & Elkins 02/09/22
Rebounds	16	at Frostburg St. 01/29/22
Assists	4	vs Davis & Elkins 12/13/22
Steals	3	vs Wheeling 02/05/22, at West Va. Wesleyan 01/07/23
Blocks	4	vs Wheeling 12/07/22, vs Lewis & Clark 11/08/23
FG Made	11	at Wheeling 02/04/23
FG Attempts	16	vs Frostburg St. 12/01/21
3FG Made	4	vs Alderson Broaddus 03/04/22, vs Fairmont St. 12/03/22
3FG Attempts	8	vs Fairmont St. 12/03/22
FT Made	6	at Glenville St. 01/19/22, vs Davis & Elkins 02/09/22
FT Attempts	7	vs Davis & Elkins 02/09/22



**Portland Men's Basketball
Individual Career Summaries
All games**

Page 4/8
as of Mar 05, 2024

KOROMA, Alimamy

				Field Goals		3-Point		F-Throws		Rebounds									Scoring	
SEASON	TEAM	GP-GS	MIN/AVG	FG-FGA	FG%	3FG-3FGA	3FG%	FT-FTA	FT%	OFF	DEF	TOT	AVG	PF-FO	A	TO	BLK	STL	PTS	AVG
2019-20	CPO	26-6	386/14.9	54-94	.574	1-5	.200	30-49	.612	21	62	83	3.2	48-0	3	32	15	6	139	5.3
2020-21	CPO	22-16	494/22.5	103-218	.472	19-50	.380	69-94	.734	34	91	125	5.7	56-1	12	33	22	8	294	13.4
2021-22	CPO	28-26	748/26.7	143-286	.500	17-62	.274	68-100	.680	45	109	154	5.5	85-3	15	69	24	19	371	13.3
2022-23	CPO	33-28	858/26.0	128-267	.479	15-49	.306	84-109	.771	46	95	141	4.3	76-1	13	58	30	13	355	10.8
2023-24	UP	12-5	223/18.6	46-82	.561	4-13	.308	20-27	.741	11	39	50	4.2	28-0	8	18	7	4	116	9.7
TOTAL FOR UP		12-5	223/18.6	46-82	.561	4-13	.308	20-27	.741	11	39	50	4.2	28-0	8	18	7	4	116	9.7
TOTAL		121-81	2708/22.4	474-947	.501	56-179	.313	271-379	.715	157	396	553	4.6	293-5	51	210	98	50	1275	10.5

Single Game Highs

Statistic	Value	
Points	27	vs UC Irvine 03/03/22
Rebounds	12	at San Diego St. 12/28/19, at Long Beach St. 02/05/22, at Portland St. 11/28/23
Assists	3	at Santa Clara 11/19/21
Steals	2	6 times
Blocks	6	vs UC Davis 02/26/21
FG Made	11	at Portland St. 11/28/23
FG Attempts	20	vs UC Irvine 03/11/21
3FG Made	4	at UC Riverside 02/19/22
3FG Attempts	9	vs UC Irvine 03/11/21
FT Made	9	vs UC Davis 02/27/21, vs San Jose St. 12/13/20, vs UC Irvine 03/03/22
FT Attempts	11	vs UC Davis 02/27/21

LEMKE, Coleman

				Field Goals		3-Point		F-Throws		Rebounds									Scoring	
SEASON	TEAM	GP-GS	MIN/AVG	FG-FGA	FG%	3FG-3FGA	3FG%	FT-FTA	FT%	OFF	DEF	TOT	AVG	PF-FO	A	TO	BLK	STL	PTS	AVG
2022-23	UP	10-0	18/1.8	5-10	.500	4-8	.500	2-2	1.000	0	1	1	0.1	1-0	2	1	0	0	16	1.6
2023-24	UP	18-0	117/6.5	4-17	.235	4-15	.267	4-7	.571	1	7	8	0.4	9-0	6	3	0	1	16	0.9
TOTAL		28-0	135/4.8	9-27	.333	8-23	.348	6-9	.667	1	8	9	0.3	10-0	8	4	0	1	32	1.1

Single Game Highs

Statistic	Value	
Points	6	vs Multnomah 11/30/22
Rebounds	3	vs San Francisco 01/27/24
Assists	3	vs Pepperdine 02/03/24
Steals	1	at San Francisco 01/13/24
FG Made	2	vs Multnomah 11/30/22
FG Attempts	3	vs Multnomah 11/30/22, vs San Francisco 01/27/24, at Gonzaga 02/07/24
3FG Made	2	vs Multnomah 11/30/22
3FG Attempts	3	vs Multnomah 11/30/22, at Gonzaga 02/07/24
FT Made	2	vs Willamette 11/25/23
FT Attempts	3	vs Willamette 11/25/23



Portland Men's Basketball
Individual Career Summaries
All games

Page 5/8
as of Mar 05, 2024

MASIC, Vukasin

				Field Goals		3-Point		F-Throws		Rebounds									Scoring	
SEASON	TEAM	GP-GS	MIN/AVG	FG-FGA	FG%	3FG-3FGA	3FG%	FT-FTA	FT%	OFF	DEF	TOT	AVG	PF-FO	A	TO	BLK	STL	PTS	AVG
2020-21	Hof	20-3	256/12.8	20-67	.299	7-33	.212	7-9	.778	1	23	24	1.2	15-0	15	16	0	4	54	2.7
2021-22	Maine	28-25	787/28.1	96-244	.393	46-130	.354	23-27	.852	17	97	114	4.1	29-0	87	48	0	17	261	9.3
2023-24	UP	30-30	963/32.1	133-287	.463	45-116	.388	60-78	.769	7	112	119	4.0	31-0	88	59	1	19	371	12.4
TOTAL FOR UP		30-30	963/32.1	133-287	.463	45-116	.388	60-78	.769	7	112	119	4.0	31-0	88	59	1	19	371	12.4
TOTAL		78-58	2006/25.7	249-598	.416	98-279	.351	90-114	.789	25	232	257	3.3	75-0	190	123	1	40	686	8.8

Single Game Highs

Statistic	Value	
Points	32	at North Dakota 12/09/23
Rebounds	10	vs Vermont 03/01/22
Assists	10	vs U New England 12/18/21
Steals	3	4 times
Blocks	1	vs Willamette 11/25/23
FG Made	10	at North Dakota 12/09/23
FG Attempts	17	at San Francisco 01/13/24
3FG Made	5	vs New Hampshire 01/24/22, at Vermont 01/29/22
3FG Attempts	10	at Vermont 01/29/22
FT Made	8	at North Dakota 12/09/23
FT Attempts	9	at North Dakota 12/09/23

OOSTERBROEK, Thomas

				Field Goals		3-Point		F-Throws		Rebounds									Scoring	
SEASON	TEAM	GP-GS	MIN/AVG	FG-FGA	FG%	3FG-3FGA	3FG%	FT-FTA	FT%	OFF	DEF	TOT	AVG	PF-FO	A	TO	BLK	STL	PTS	AVG
2021-22	UM	4-0	4/1.0	0-0	.000	0-0	.000	1-2	.500	0	0	0	0.0	1-0	0	0	0	0	1	0.3
2023-24	UP	10-0	125/12.5	6-23	.261	1-11	.091	11-14	.786	2	18	20	2.0	22-2	11	11	3	2	24	2.4
TOTAL FOR UP		10-0	125/12.5	6-23	.261	1-11	.091	11-14	.786	2	18	20	2.0	22-2	11	11	3	2	24	2.4
TOTAL		14-0	129/9.2	6-23	.261	1-11	.091	12-16	.750	2	18	20	1.4	23-2	11	11	3	2	25	1.8

Single Game Highs

Statistic	Value	
Points	7	at North Dakota 12/09/23
Rebounds	6	vs Temple 12/24/23
Assists	3	vs Massachusetts 12/22/23
Steals	1	vs Tennessee St. 11/15/23, vs Temple 12/24/23
Blocks	2	vs Grand Canyon 12/16/23
FG Made	2	at North Dakota 12/09/23
FG Attempts	7	vs Willamette 11/25/23
3FG Made	1	vs Willamette 11/25/23
3FG Attempts	5	vs Willamette 11/25/23
FT Made	3	vs Willamette 11/25/23, at North Dakota 12/09/23
FT Attempts	4	vs Willamette 11/25/23



Portland Men's Basketball
Individual Career Summaries
All games

Page 6/8
as of Mar 05, 2024

ROBERTSON, Tyler

				Field Goals		3-Point		F-Throws		Rebounds									Scoring	
SEASON	TEAM	GP-GS	MIN/AVG	FG-FGA	FG%	3FG-3FGA	3FG%	FT-FTA	FT%	OFF	DEF	TOT	AVG	PF-FO	A	TO	BLK	STL	PTS	AVG
2019-20	EWU	26-0	210/8.1	20-52	.385	11-31	.355	7-16	.438	10	26	36	1.4	24-0	13	16	0	7	58	2.2
2020-21	EWU	23-6	584/25.4	85-181	.470	35-92	.380	51-62	.823	18	65	83	3.6	45-1	70	32	1	15	256	11.1
2021-22	UP	32-32	1147/35.8	155-382	.406	57-159	.358	121-137	.883	29	175	204	6.4	72-1	143	79	9	43	488	15.3
2022-23	UP	32-32	1095/34.2	147-369	.398	43-131	.328	163-208	.784	29	147	176	5.5	61-0	169	96	8	27	500	15.6
2023-24	UP	31-31	1099/35.4	185-410	.451	58-163	.356	84-104	.808	26	109	135	4.4	63-1	116	74	4	26	512	16.5
TOTAL FOR UP		95-95	3340/35.2	487-1161	.419	158-453	.349	368-449	.820	84	431	515	5.4	196-2	428	249	21	96	1500	15.8
TOTAL		144-101	4135/28.7	592-1394	.425	204-576	.354	426-527	.808	112	522	634	4.4	265-3	511	297	22	118	1814	12.6

Single Game Highs

Statistic	Value	
Points	35	at Pepperdine 02/04/23
Rebounds	14	at Pepperdine 02/04/23
Assists	15	vs New Orleans 12/10/22
Steals	3	11 times
Blocks	3	vs Gonzaga 01/28/23
FG Made	13	vs Santa Clara 02/29/24
FG Attempts	28	vs Santa Clara 02/29/24
3FG Made	5	5 times
3FG Attempts	12	vs VMI 12/03/21
FT Made	22	vs Portland St. 11/11/22
FT Attempts	24	vs Portland St. 11/11/22

STACK, Drew

				Field Goals		3-Point		F-Throws		Rebounds									Scoring	
SEASON	TEAM	GP-GS	MIN/AVG	FG-FGA	FG%	3FG-3FGA	3FG%	FT-FTA	FT%	OFF	DEF	TOT	AVG	PF-FO	A	TO	BLK	STL	PTS	AVG
2023-24	UP	8-0	11/1.4	1-3	.333	1-3	.333	0-0	.000	0	1	1	0.1	1-0	1	2	0	0	3	0.4
TOTAL		8-0	11/1.4	1-3	.333	1-3	.333	0-0	.000	0	1	1	0.1	1-0	1	2	0	0	3	0.4

Single Game Highs

Statistic	Value	
Points	3	vs Gonzaga 02/22/24
Rebounds	1	vs Willamette 11/25/23
Assists	1	vs Willamette 11/25/23
FG Made	1	vs Gonzaga 02/22/24
FG Attempts	2	vs Willamette 11/25/23
3FG Made	1	vs Gonzaga 02/22/24
3FG Attempts	2	vs Willamette 11/25/23



Portland Men's Basketball
Individual Career Summaries
All games

Page 7/8
as of Mar 05, 2024

VUCINIC, Vasilije

				Field Goals		3-Point		F-Throws		Rebounds										Scoring	
SEASON	TEAM	GP-GS	MIN/AVG	FG-FGA	FG%	3FG-3FGA	3FG%	FT-FTA	FT%	OFF	DEF	TOT	AVG	PF-FO	A	TO	BLK	STL	PTS	AVG	
2021-22	UP	28-7	229/8.2	25-49	.510	0-1	.000	17-25	.680	10	42	52	1.9	32-0	12	32	7	2	67	2.4	
2022-23	UP	31-10	348/11.2	66-102	.647	0-2	.000	22-36	.611	37	51	88	2.8	37-0	18	27	13	5	154	5.0	
2023-24	UP	27-10	328/12.1	47-81	.580	1-4	.250	32-52	.615	31	50	81	3.0	37-0	14	24	10	1	127	4.7	
TOTAL		86-27	906/10.5	138-232	.595	1-7	.143	71-113	.628	78	143	221	2.6	106-0	44	83	30	8	348	4.0	

Single Game Highs

Statistic	Value	
Points	18	vs Lewis & Clark 11/07/22
Rebounds	9	vs New Orleans 12/10/22
Assists	5	vs North Dakota 12/03/22
Steals	2	at BYU 12/31/22
Blocks	3	vs Lewis & Clark 11/07/22
FG Made	8	vs Multnomah 11/30/22
FG Attempts	11	vs North Dakota St. 12/05/22
3FG Made	1	vs Willamette 11/25/23
3FG Attempts	1	7 times
FT Made	6	vs Lewis & Clark 11/07/22
FT Attempts	10	at Nevada 11/18/23

YAMANOUCI-WILLIAMS, Yuto

				Field Goals		3-Point		F-Throws		Rebounds										Scoring	
SEASON	TEAM	GP-GS	MIN/AVG	FG-FGA	FG%	3FG-3FGA	3FG%	FT-FTA	FT%	OFF	DEF	TOT	AVG	PF-FO	A	TO	BLK	STL	PTS	AVG	
2022-23	Lamar	28-24	601/21.5	68-167	.407	2-12	.167	55-73	.753	74	125	199	7.1	72-3	8	34	22	6	193	6.9	
2023-24	UP	12-11	241/20.1	35-80	.438	16-45	.356	17-30	.567	13	49	62	5.2	29-1	7	15	10	2	103	8.6	
TOTAL FOR UP		12-11	241/20.1	35-80	.438	16-45	.356	17-30	.567	13	49	62	5.2	29-1	7	15	10	2	103	8.6	
TOTAL		40-35	842/21.0	103-247	.417	18-57	.316	72-103	.699	87	174	261	6.5	101-4	15	49	32	8	296	7.4	

Single Game Highs

Statistic	Value	
Points	18	at Tex. A&M-Commerce 01/14/23
Rebounds	19	at Southeastern La. 01/07/23
Assists	2	4 times
Steals	1	8 times
Blocks	4	at Nicholls 03/01/23
FG Made	7	at Santa Clara 01/20/24
FG Attempts	13	at Tex. A&M-Commerce 01/14/23
3FG Made	4	at Saint Mary's (CA) 01/11/24
3FG Attempts	9	vs Pacific 01/06/24
FT Made	6	at Tex. A&M-Commerce 01/14/23, at Nicholls 03/01/23
FT Attempts	8	vs Pacific 12/20/22, vs San Diego 01/23/24



Portland Men's Basketball
Individual Career Summaries
All games

Page 8/8
as of Mar 05, 2024

YOUNAN, Andrew

				Field Goals		3-Point		F-Throws		Rebounds									Scoring	
SEASON	TEAM	GP-GS	MIN/AVG	FG-FGA	FG%	3FG-3FGA	3FG%	FT-FTA	FT%	OFF	DEF	TOT	AVG	PF-FO	A	TO	BLK	STL	PTS	AVG
2023-24	UP	5-0	8/1.6	0-5	.000	0-2	.000	0-0	.000	0	0	0	0.0	2-0	0	0	0	0	0	0.0
TOTAL		5-0	8/1.6	0-5	.000	0-2	.000	0-0	.000	0	0	0	0.0	2-0	0	0	0	0	0	0.0

Single Game Highs

Statistic	Value	
FG Attempts	2	at Pepperdine 02/17/24
3FG Attempts	1	at Nevada 11/18/23, vs Willamette 11/25/23