



BASKETBALL

Saturday, March 2, 2024

Santa Clara (18-12, 9-6) vs. San Francisco (22-8, 11-4)
Santa Clara, Calif. • Leavey Center • 4:00 p.m. PT

TV/Streaming:

ESPN+

Anthony Passarelli (play-by-play), Henry Caruso (color)

Live Stats:

santaclara.statbroadcast.com

Schedule/Results

Date	Opponent	TV Info	Time
Nov. 8	Utah Tech	ESPN+	W, 77-69
Nov. 11	St. Francis (Pa.)	ESPN+	W, 82-59
Nov. 15	at Stanford	Pac-12 Network	W, 89-77
Nov. 18	SE Louisiana	ESPN+	W, 65-63
Nov. 20	Mississippi Valley State	ESPN+	W, 81-39
Nov. 24	vs. Oregon#	CBSSN	W, 88-82
Nov. 25	vs. Ohio State#	CBSSN	L, 56-86
Nov. 29	Menlo College	ESPN+	W, 106-69
Dec. 2	at Cal	Pac-12 Network	L, 69-84
Dec. 9	vs. New Mexico+	BallerTV	L, 76-93
Dec. 13	Utah State	ESPN+	L, 82-84
Dec. 16	vs. Washington State^	Pac-12 Network	W, 69-61
Dec. 20	at San Jose State	NBC Sports Bay Area	L, 78-81
Dec. 23	vs. Duquesne%	FloSports	W, 81-73
Dec. 30	Yale	ESPN+	L, 58-66
Jan. 4	at LMU*	ESPN+	W, 68-57
Jan. 6	at Pepperdine*	ESPN+	W, 78-72
Jan. 11	Gonzaga*	ESPN	W, 77-76
Jan. 13	Saint Mary's*	ESPN+	L, 49-73
Jan. 18	at Pacific*	ESPN+	W, 88-69
Jan. 20	Portland*	ESPN+	W, 101-86
Jan. 25	Pepperdine*	ESPN+	W, 94-71
Jan. 31	at Saint Mary's*	ESPNU	L, 77-82
Feb. 3	San Diego*	ESPN+	L, 59-70
Feb. 10	at San Francisco*	ESPN+	L, 70-71
Feb. 15	Pacific*	ESPN+	W, 79-53
Feb. 17	at San Diego*	ESPN+	W, 82-69
Feb. 22	LMU*	CBSSN	W, 65-55
Feb. 24	at Gonzaga*	ESPN2	L, 81-94
Feb. 29	at Portland*	ESPN+	L, 75-80
Mar. 2	San Francisco*	ESPN+	4 p.m.

Home games in **BOLD** and played at Leavey Center

Times are Pacific and subject to change

* West Coast Conference

Emerald Coast Classic (Niceville, Fla.)

+ Jack Jones Classic (Henderson, Nev.)

^ Jerry Colangelo Classic (Phoenix)

% Played in Las Vegas



Santa Clara
18-12, 9-6
Head Coach:
Herb Sendek (8th)



San Francisco
22-8, 11-4
Head Coach:
Chris Gerlufsen (2nd)

Series History Santa Clara leads 118-116
Last Meeting Feb. 10, 2024 (L, 70-71)
Current Streak L2

Tale of the Tape

Santa Clara	Category	San Francisco
76.7	Scoring Avg.	78.7
45.9	FG Pct.	49.4
35.8	3-FG Pct.	35.3
8.5	3-FG PG	8.5
70.7	FT Pct.	75.7
12.7	FTs Made PG	11.0
39.1	Rebound Avg.	33.9
+6.8	Rebound Margin	+4.6
15.1	Assists PG	16.0
12.6	Turnovers PG	11.7
4.7	Steals PG	8.6
2.6	Blocks PG	3.4

BRONCOS AT A GLANCE...

- Santa Clara has locked down the No. 4 seed in the WCC Tournament. It is the first time since 2006-07 through 2008-09 that the Broncos have finished fourth or better in three straight seasons.
- Johnny O'Neil is averaging 15.5 and 7.4 rebounds over the last 11 games. He ranks 15th in the WCC in scoring (13.6) and 11th with 6.4 rebounds in league play.
- Jake Ensminger ranks ninth in the WCC with 6.7 rebounds in league play.
- The Broncos rank 23rd nationally in rebound margin (6.8).
- The Broncos have out-rebounded opponents in 13 of 15 league games.
- O'Neil reached 1,000 career points against LMU, joining Carlos Marshall, Jr. and Jalen Benjamin as current 1,000-point scorers on the roster.
- The Broncos are 13-4 when a player scores 20 or more.
- Herb Sendek picked up career win No. 550 against San Diego. He's one away from moving up to fourth in school history (139).
- Adama-Alpha Bal logged his eighth 20-point game of the season at Portland (22).

Projected Starting Lineup




#0 Knapper

6.0 ppg
2.2 rpg
1.4 apg




#4 Bal

14.6 ppg
3.0 rpg
3.2 apg



#44 Ensminger

4.1 ppg
4.8 rpg
1.7 apg



#14 O'Neil

11.3 ppg
5.8 rpg
1.6 apg



#13 Tilly

9.2 ppg
4.3 rpg
1.9 apg

Connecting with the Broncos

Twitter: _____ @SCUBroncos, @SantaClaraHoops

Instagram: _____ SCUBroncos, SantaClaraHoops

Facebook: _____ SantaClaraBroncos, SantaClaraHoops

WCC Standings (as of 3/1/24)

Rk	Team	WCC	Pct.	Overall	Pct.
1.	Saint Mary's	15-0	1.000	24-6	.800
2.	Gonzaga	13-2	.867	23-6	.793
3.	San Francisco	11-4	.733	22-8	.733
4.	Santa Clara	9-6	.600	18-12	.600
5.	San Diego	6-9	.400	16-14	.533
6.	LMU	5-10	.333	12-17	.414
7.	Pepperdine	5-11	.312	12-19	.387
8.	Portland	4-11	.267	10-20	.333
9.	Pacific	0-15	.000	6-24	.200

Roster Breakdown

BY CLASS

Graduates (3) _____ Benjamin, Caffaro, Marshall
Juniors (4) _____ Alpha-Bal, Bryan, O'Neil, Tongue
Sophomores (5) _ Akametu, Douyon*, Knapper, Tilly, Yarusso*
Freshmen (4) __ Enslinger (RS), Hammond, McEldon, Oboye

*Walk on

BY STATE/COUNTRY

California (3)	Kosy Akametu, Malachi Douyon Brenton Knapper
Florida (2)	Tyeree Bryan, Johnny O'Neil
Colorado (1)	Christian Hammond
Illinois (1)	Brendan Yarusso
Massachusetts (1)	Camaron Tongue
North Carolina (1)	Jalen Benjamin
Tennessee (1)	Carlos Marshall, Jr.
Texas (1)	Bukky Oboye
Germany (2)	Jake Ensminger, Christoph Tilly
Argentina (1)	Francisco Caffaro
England (1)	Luke McEldon
France (1)	Adama-Alpha Bal

THE OPPONENT...

San Francisco has locked down the third seed in the WCC Tournament with an 11-4 mark in league play and sits at 22-8 overall. Led by Chris Gerlufen in his second season, the Dons are averaging 78.7 points per game (2nd in the WCC) and rank 12th nationally with a 49.4 shooting percentage. They rank 14th nationally with a 12.7 scoring average and are allowing just 66.0 points defensively. Jonathan Mogbo ranks third nationally in field goal percentage (65.9), seventh in total rebounds (304), 14th in rebounds per game (10.1) and 10th with 15 double-doubles. He is also averaging 14.8 ppg to lead the team.

SERIES HISTORY VS. SAN FRANCISCO...

With a series that dates back to 1909, these Bay Area Rivals are no strangers to each other. Santa Clara holds a slim 118-116 advantage all-time. The teams have split the last four meetings with Santa Clara sweeping the Dons in last year's regular season before falling in double OT to USF in the WCC Tournament. USF then won the first meeting this season with a memorable 71-70 final on the Hilltop.

LAST TIME AGAINST THE DONS...

It was wild night in War Memorial that no fan in attendance in soon to forget. Santa Clara jumped out to a 19-point lead in the opening half and led by 10 at the half despite leading scorer Adama-Alpha Bal sitting out with an injury. Early on the second half, Brenton Knapper went down with an injury and an on-court altercation with six total players (3 Broncos, 3 Dons) ejected from the contest. Despite all of that, SCU continued to lead and held a 4-point advantage with 21 seconds remaining, however a couple of fouls and breaks that went USF's way resulted in the Don's Jonathan Mogbo knocking down the game-winning free throw with just one second remaining. The Broncos executed a brilliant full-court inbound play to give themselves a chance at a buzzer-beater, but the floating attempt just missed its mark.

LAST TIME OUT...

The Broncos erased a 17-point halftime deficit, but ultimately was unable to complete the comeback as they fell in overtime to Portland, 80-75. The loss ended a streak of 16-straight victories over the Pilots. Adama-Alpha Bal tallied 22 points with a career-high six 3-pointers, Johnny O'Neil scored 17 and Carlos Marshall, Jr. added 15 points off the bench.

KEY NUMBERS FROM THE PORTLAND GAME..

- SCU committed a season-low four turnovers
- Johnny O'Neil extended his double figure scoring streak to 11 games.
- This was just the fifth game this season that SCU allowed 50 percent shooting.
- The Broncos knocked down 13 treys for their second-straight game of 10 or more 3-pointers.
- This was the first OT game for SCU since last season's WCC semifinal against USF.

A RETURN TO FORM FOR ADAMA...

After a few games in which he didn't quite look like himself, Adama-Alpha Bal was back to his prime form against Portland. The junior scored 22 points on 8-of-19 shooting and knocked down a career-high six treys (6-of-13) while playing in a career-high 41 minutes. It was the eighth 20-point outing on the season for Le Mans, France product and his 19th double figure scoring effort.

2023-24 SANTA CLARA MEN'S BASKETBALL GAMEDAY ROSTER

No.	Name	Pos.	Ht.	Wt.	Yr.	Hometown / High School / Last School	Pronunciation
0	Brenton Knapper	G	6-0	170	R-So.	Ontario, Calif. / Colony HS	nap-ur
1	Tyeree Bryan	G	6-5	205	Jr.	Orlando, Fla. / Olympia HS / Charleston Southern	
2	Christian Hammond	G	6-4	180	Fr.	Denver, Colo. / Dream City Christian HS	
3	Kosy Akametu	G	6-5	210	So.	Carson, Calif. / King Drew HS	cozy Ak-ah-meh-too
4	Adama-Alpha Bal	G	6-7	190	Jr.	Le Mans, France / CFBB Academy / Arizona	ah-DAH-ma Alpha Ball
10	Francisco Caffaro	C	7-1	242	Grad	Santa Fe, Argentina / NBA Global Academy	Caf-uh-row
12	Bukky Oboye	C	7-1	200	Fr.	Sugarland, Texas / Clements HS	Boo-key Oh-bo-yay
13	Christoph Tilly	C	7-0	225	So.	Berlin, Germany / Alba Berlin	Til-E
14	Johnny O'Neil	F	6-10	205	Jr.	Miami Shores, Fla. / Chaminade-Madonna Prep / American	
15	Jalen Benjamin	G	5-11	160	Grad	Raleigh, N.C. / Meadowcreek HS / Mount St. Mary's	
20	Luke McEldon	F	6-10	240	Fr.	London, England / Cushing Academy	
21	Camaron Tongue	F	6-7	220	Jr.	Medfield, Mass. / The Rivers School	
22	Carlos Marshall, Jr.	G	6-6	205	Grad	Memphis, Tenn. / Southwind HS / Tennessee State	
44	Jake Enslinger	G	6-9	205	R-Fr.	Ulm, Germany / Anna-Essinger-Gymnasium Ulm	
50	Brendan Yarusso	G	6-1	160	So.	Lombard, Ill. / St. Francis HS	ya-roo-so
54	Malachi Douyon	G	6-3	180	So.	Santa Cruz, Calif. / Pacific Collegiate Charter School	Due-yon

O'NEIL PUTTING UP BIG NUMBERS...

Junior sharpshooter Johnny O'Neil has played his best ball as of late over the last 11 games for the Broncos. Dating back to SCU's first meeting against Pacific, he is averaging 15.5 ppg and 7.4 rpg. He has scored 11 or more in each outing, including a pair of 20-point games at Pacific (23) and home against San Diego (21). In that game against USD, O'Neil also pulled down 12 boards for his second double-double of the season. O'Neil has since turned in double-doubles in back-to-back games against Pacific (14 pts, 10 reb) and San Diego (16 pts, 10 reb), and came up just one rebound shy of making it three-straight against LMU (15 pts, 9 reb).

O'Neil is currently 15th in the WCC with 13.6 points and 11th with 6.4 rebounds in league play.

CLEANING UP THE BOARDS...

Santa Clara ranks 23rd nationally (third in WCC) with a plus-6.8 rebound margin. They also rank third in the league in rebounds per game (39.1), and second in both offensive (12.1) and defensive (27.0) boards per game.

The Broncos have outrebounded their opponents in 23 of 30 games this season, including 13 of 15 games in WCC play. The lone game they were outrebounded was at home against Saint Mary's and they tied on the boards at Portland.

A TOP-4 SEED AGAIN ...

Santa Clara has finished third in the WCC regular season standings in each of the last two seasons, and has secured a fourth-place finish this season. The Broncos will have a double bye in the WCC Championship Tournament. It is the first time since 2006-07 through 2008-09 that the Broncos have finished fourth or better in three-consecutive seasons.

SENDEK REACHES 550 ...

SCU's win at San Diego was No. 550 for Herb Sendek, moving him into a tie with Gene Keady for 58th most in NCAA history. It was also his 137th victory at Santa Clara, moving him into a tie with Dick Garibaldi for the fifth most in program history. He needs just one more to tie Kerry Keating for fourth.

THE 1,000 SQUAD...

Johnny O'Neil reached 1,000 career points in the win over LMU, joining Jalen Benjamin and Carlos Marshall, Jr. as 1,000 point scorers on the roster. Ironically, he and Chef both accomplished the feat in the exact same away - by knocking down a 3-pointer against LMU (Chef on the road, Johnny at home).

GOOD OMEN WHEN A BRONCO SCORES 20...

Santa Clara is 13-4 on the year when an individual scores 20 or more points. The lone losses all came on the road (Saint Mary's, Cal, San Jose State, Portland).

A LEAD AT THE HALF (USUALLY) LEADS TO A WIN...

The Broncos are 14-1 when holding the lead at the half. The lone loss came at San Francisco.

A HISTORIC NIGHT ON THE BOARDS...

Santa Clara's 56 rebounds against Pacific is not only their highest total of the season, but their most in a game since Nov. 11, 2011 when they also pulled down 56 against UC Merced. It is also the most by a WCC team in league play this season.

Additionally, the 56 boards are Santa Clara's most against a WCC opponent since tallying 58 against LMU on March 6, 1989.

DOUBLE-DOUBLE DUO...

Jake Ensminger and Johnny O'Neil each posted a double-double in the win over Pacific. It's the first time that multiple players have done so this season and the first time since Brandin Podziemski and Camaron Tongue achieved the feat against Pepperdine last season on Feb. 23, 2023. Tongue nearly made it three double-doubles on the night against the Tigers, coming up just one rebound shy.

HOLD ON TO THE BALL AND HOLD ON FOR A WIN...

The Broncos have won all but two games when committing less or tying their opponent in turnovers. The lone exceptions came on the road against Saint Mary's where the teams tied with nine apiece and at Portland.

HOME COOKING...

Santa Clara has fared well inside the Leavey Center in recent years. Since 2019-20, the Broncos are 58-21 in home contests. This includes a 4-2 mark in the covid-shortened 2020-21 campaign. Last season, the Broncos were 14-6 at home, including the NIT opening round loss to Sam Houston, and they are 10-4 inside the Leavey Center this season.

BAL CONTINUES TO PLAY WELL IN LEAGUE PLAY

Adama-Alpha Bal is currently 10th in the WCC in scoring in league play (14.4). The junior has scored 12 or more in all but four games against league opponents with four 20-point games, including a career-high 28 points against Pepperdine and 22 points in his last outing at Portland.

THREE-HEADED SCORING MONSTER...

Johnny O'Neil has posted a team-high 20 double figure scoring games while Adama-Alpha Bal and

Quick Facts

THE UNIVERSITY

Location _____ Santa Clara, Calif.
Founded _____ 1851
Enrollment _____ 9,000
Nickname _____ Broncos
Colors _____ Red (202 C) and White
Home Court _____ Leavey Center (4,200)
Conference _____ West Coast
Affiliation _____ NCAA Division I
President _____ Dr. Julie Sullivan
Athletics Director _____ Renee Baumgartner

BASKETBALL STAFF

Head Coach _____ Herb Sendek (Carnegie Mellon '85)
Career Record _____ 551-401 (.580)
Record at Santa Clara (8th year) _____ 138-106 (.568)
Asst. Coach _____ Jason Ludwig (8th yr - UCLA '05)
Asst. Coach _____ Scott Garson (6th yr - UCSB '99)
Asst. Coach _____ Ryan Madry (6th yr - West Georgia '06)
Director of Ops _____ Will Burkett (3rd yr - Santa Clara '17)
Video Coord. _____ Jackson Gion (3rd yr - Sonoma State '18)

TEAM INFORMATION

2022-23 Record _____ 23-10
WCC Record (Finish) _____ 11-5 (3rd)
Returning/Lost Starters _____ 0/5

MEN'S BASKETBALL HISTORY

All-Time Record _____ 1,595-1,181 (115th season)
All-Time WCC Record _____ 557-456
Last Postseason Appearance _____ 2022-23, NIT
NCAA Tournament (11 appearances) _____ Last: 1996
Best Finish _____ 1952 (Final Four)
NIT (6 appearances) _____ Last: 2023
WCC Tournament Championships _____ 2 (1987, 1993)
WCC Regular-Season Champions _____ 9
Last _____ 1996-97
All-America Selections _____ 9
Last _____ John Bryant (2008-09)
WCC Player of the Year _____ 12
Last _____ Brandin Podziemski (2022-23)

COMMUNICATIONS

Associate Athletic Director, Media Relations _____ Matt Penland
Email _____ mpenland@scu.edu
Office Phone _____ 408-554-4661
Cell Phone _____ (256) 343-4158

Starting Lineups

11/8 vs. Utah Tech _____ Benjamin, Bal, Marshall, O'Neil, Tilly
11/11 vs. SFU _____ Benjamin, Bal, Marshall, O'Neil, Tilly
11/14 at Stanford _____ Benjamin, Bal, Marshall, O'Neil, Tilly
11/18 vs. SLU _____ Benjamin, Bal, Marshall, O'Neil, Tilly
11/20 vs. MVSU _____ Benjamin, Bal, Marshall, O'Neil, Tilly
11/24 vs. Oregon _____ Benjamin, Bal, Marshall, O'Neil, Tilly
11/25 vs. Ohio State _____ Benjamin, Bal, Marshall, O'Neil, Tilly
11/29 vs. Menlo _____ Benjamin, Bal, Marshall, O'Neil, Tilly
12/2 at Cal _____ Benjamin, Bal, Bryan, O'Neil, Tilly
12/9 vs. New Mexico _____ Bal, Marshall, O'Neil, Tilly, Caffaro
12/13 vs. Utah State _____ Knapper, Bal, Marshall, O'Neil, Tilly
12/16 vs. WSU _____ Knapper, Bal, Marshall, O'Neil, Caffaro
12/20 at SJSU _____ Knapper, Bal, Marshall, O'Neil, Caffaro
12/23 vs. Duquesne _____ Knapper, Bal, Marshall, O'Neil, Caffaro
12/30 vs. Yale _____ Knapper, Bal, Marshall, O'Neil, Tilly
1/4 at LMU _____ Knapper, Bal, Marshall, O'Neil, Tilly
1/6 at Pepperdine _____ Knapper, Bal, Marshall, O'Neil, Tilly
1/11 vs. Gonzaga _____ Knapper, Bal, Marshall, O'Neil, Tilly
1/13 vs. Saint Mary's _____ Knapper, Bal, Marshall, O'Neil, Tilly
1/18 at Pacific _____ Bryan, Bal, Marshall, O'Neil, Tilly
1/20 vs. Portland _____ Bryan, Bal, Marshall, O'Neil, Tilly
1/25 vs. Pepperdine _____ Knapper, Bal, Marshall, O'Neil, Tilly
1/31 at Saint Mary's _____ Knapper, Bal, Marshall, O'Neil, Caffaro
2/3 vs. San Diego _____ Knapper, Bal, Marshall, O'Neil, Tilly
2/10 at San Francisco _____ Knapper, Bryan, Ensminger, O'Neil, Tilly
2/15 vs. Pacific _____ Hammond, Bryan, Ensminger, O'Neil, Tilly
2/17 at San Diego _____ Hammond, Bryan, Ensminger, O'Neil, Tilly
2/22 vs. LMU _____ Knapper, Bal, Ensminger, O'Neil, Tilly
2/24 at Gonzaga _____ Knapper, Bal, Ensminger, O'Neil, Tilly
2/29 at Portland _____ Knapper, Bal, Ensminger, O'Neil, Tilly

Award Winners

WCC Player of the Week

11/12 _____ Carlos Marshall Jr.

Emerald Coast Classic All-Tournament Team

Christoph Tilly & Adama-Alpha Bal

The Field of 68 Team of the Night (1/11/24)

SCU Career Victories

1. Carroll Williams (1971-92) _____ 344
2. Dick Davey (1993-07) _____ 251
3. Bob Feerick (1951-62) _____ 190
4. Kerry Keating (2008-16) _____ 139
5. **Herb Sendek (2017-current)** _____ **138**
6. Dick Garibaldi (1963-70) _____ 137

SCU vs. Ranked Opponents

All-time _____ 20-115
Current Streak _____ W1
Highest Ranked Win _____ No. 4 (2x)

Most Recent Wins:

1/11/2024 _____ 21/23 Gonzaga (77-76)
2/8/2022 _____ 22/22 Saint Mary's (77-72)
11/19/2004 _____ 4 North Carolina (77-66)
12/28/1996 _____ 19 Alabama (77-62)
11/20/1995 _____ 4 UCLA (78-69)

Carlos Marshall, Jr. have each logged 19.

SHOTS FALLING FROM BEYOND THE ARC...

Santa Clara ranks third in the WCC and is 85th nationally in 3-point percentage at 35.8 percent. The Broncos have tallied nine games in which they have shot at least 40 percent and have hit 10 or more nine seven times. SCU ranks second in the WCC with an average of 8.4 made treys per game.

Game with 10+ 3-pointers:

vs. Menlo - 17-for-29 (.586)
vs. Portland - 16-for-39 (.410)
at Pacific - 15-for-39 (.385)
at San Jose State - 14-for-30 (.467)
at Stanford - 13-for-28 (.464)
at Portland - 13-for-36 (.361)
at Gonzaga - 11-for-27 (.456)
vs. Pepperdine - 10-for-20 (.500)
at Cal - 10-for-29 (.345)

DEFENSE LOCKING DOWN...

Santa Clara's defense has been giving opposing shooters fits all season. The Broncos have posted nine games in which they have held their opponents to under 38 percent shooting. Unsurprisingly, SCU has fared well in these games, going 7-2.

Mississippi Valley State	.254 (15-59)
at LMU	.296 (25-67)
vs. Pacific	.322 (19-59)
vs. Washington State	.333 (22-66)
Southeastern Louisiana	.340 (18-53)
Utah State	.373 (28-75)
Yale	.373 (25-67)
Utah Tech	.375 (24-64)
at San Francisco	.377 (20-53)

A HISTORICALLY GOOD DEFENSIVE PERFORMANCE...

Santa Clara held LMU to just 29.8 percent shooting (17-of-57) and 18.2 percent from 3-point range (4-for-22). The shooting total is the lowest allowed by the Bronco Defense against a WCC opponent since holding Pacific to 28.9 (13-45) on Dec. 29, 2014.

THANKS FOR THE ASSIST...

Santa Clara dished out a season-high 28 assists in the win over Portland, which is tied for the seventh-most in program history and most since 2019.

6-1 FOR THE FIRST TIME SINCE NASH WAS IN UNIFORM...

After a historic 3-0 start to conference play (the Broncos' first since 2003-04), Santa Clara later improved to their first 6-1 start since 1994-95 when the Broncos were the WCC Champions with a 12-2 overall record.

CHEF WAS COOKING...

Despite the loss to SJSU, Carlos Marshall, Jr. shone bright with a career-high 29 points (the most by a Bronco this season) and a phenomenal 9-for-14 mark from beyond the arc. The nine treys are the tied for the most in program history with Kevin Foster's performance against Air Force on March 18, 2011.

ACHIEVEMENT UNLOCKED: 1,000 POINTS

Carlos Marshall, Jr. scored his 1,000th career point in the road win over LMU. The graduate guard scored the majority of those points in his two years at Tennessee State (761). Fittingly, the bucket that got him there was a 3-pointer that dropped when he was sitting at 997.

TRYING TO FIND THE BEST FIT

Santa Clara has used nine different starting lineup combinations. Johnny O'Neil is the lone player to start each game.

GOOD START...

Santa Clara opened the year with a 6-0 record and was the last WCC team to suffer a loss. It is the second time in the last four seasons that the Broncos have started 6-0 (2020-21), and is tied for the best start to a season since 1968-69 when SCU won 21-straight as part of a one-loss regular season.

A SIZABLE ADVANTAGE...

Santa Clara is one of just 10 teams in NCAA D1 that features multiple players on the roster listed as 7'0 (Francisco Caffaro, Christoph Tilly and Bukky Oboye). The other are Arizona, Oregon State, Duke, Saint Joseph's, Saint Mary's, Stony Brooke, Utah, UTRGV and Youngstown State.

Special thanks to John Vu at Utah Athletics for his assistance with the note.

GREAT START FOR "CHEF"...

You'd be hard-pressed to find the last Bronco to have a three-game start quite as hot as Carlos Marshall Jr.'s start to 2023-24. "Chef" scored 20 or more points in each game with 22 against Utah Tech, 25 against Saint Francis and 20 on the road against Stanford. The last Bronco to open a season with three-straight 20-point games was John Bryant in 2006-07.

A RECORD DAY FROM BEYOND THE ARC...

Santa Clara was 17-for-29 from 3-point range against Menlo. The 58.6 percentage is their best of the season and highest since shooting 68.8 percent against TCU on Nov. 22, 2021. The 17 made triples is tied for SCU's highest 3-point tally in program history and five shy of the program record.

22 vs. Pepperdine (2/16/17)
17 vs. Menlo (11/29/23)
17 vs. Notre Dame de Namur (11/19/19)
17 vs. Northern Arizona (11/30/17)

ALL TOURNAMENT TEAM...

Adama Alpha-Bal and Christoph Tilly each earned a spot on the Emerald Coast Classic All-Tournament Team. Bal averaged 19.0 ppg and had a career-high 25 points against Oregon on 10-of-14 shooting. Tilly averaged 12.5 points and 4.5 rebounds per game and had a big game himself against the Ducks with 18 points.

SUCCESS UNDER SENDEK...

- Herb Sendek, in his eighth season at the helm of SCU Men's Hoops, is one of just three coaches in the WCC with 500 career victories (Mark Few and Randy Bennett). He has 551 career victories to his credit, which is the 58-most in NCAA D1 history.
- In his eighth year with the Broncos, Sendek has accumulated a 138-106 record. His win total ranks as the fifth-most in program history.
- The last three seasons have been among the best winning stretches in program history with 76 combined wins from 2019-20 through 2022-23.
- Santa Clara has posted back-to-back third place finishes in the WCC and back-to-back 20-win seasons for the first time since 1994-95 and 1995-96.

WCC PLAYER OF THE WEEK...

Like Brandin Podziemski a season before, Carlos Marshall Jr., made it two-straight seasons in which a Bronco was honored as the WCC Player of the Week for the opening week of competition. Marshall was on fire in limited time (21 min per game) in Santa Clara's first two games vs. Utah Tech and Saint Francis. He shot 79.2 percent (19-of-24) including 66.7 from 3-point range (6-of-9) and averaged 23.5 ppg.

BRONCOS IN WCC OPENERS...

Santa Clara has won their last seven WCC openers:

2023-24	at LMU	W, 68-56
2022-23	vs. USF	W, 79-67
2021-22	at Pacific	W, 84-70
2020-21	at Saint Mary's	W, 66-64
2019-20	vs. San Diego	W, 80-63
2018-19	vs. San Diego	W, 68-56
2017-18	vs. Pepperdine	W, 72-65

RISEING STARS...

Both Jalen Williams and Brandin Podziemski were among the 28 young pros selected to participate in the 2024 Panini Rising Stars as part of NBA All-Star festivities in Indianapolis. Only rookies and sophomores are eligible. Williams was selected for the first time while Podziemski was one of 11 rookies selected. Santa Clara is one of just four programs with multiple former athletes selected to the event, joining Auburn, Duke and Kentucky.

PIPELINE TO THE PROS...

There are just five NCAA D1 men's basketball programs that produced top-20 picks in the 2022 and 2023 NBA Drafts: Kentucky, Duke, Kansas, Baylor.....and Santa Clara.

The Broncos have produced back-to-back first round selections in the form of Jalen Williams (12th overall to Oklahoma City in 2022) and Brandin Podziemski (19th overall to Golden State in 2023). Additionally, former Bronco forward Keshawn Justice was signed by the Utah Jazz in October 2023 and is a member of Utah's G-League Team.

Williams not only lived up to his lottery pick potential, but exceeded expectations by finishing runner-up in the NBA Rookie of the Year voting. He is a staple of the Thunder's starting five in 2023-24. He became the first Bronco to hear his name called in the NBA Draft since 1996 when Steve Nash was selected.

Podziemski was the first WCC player taken off the board in 2023. He has already turned heads inside the Warriors' organization and finds himself in prime position to play meaningful minutes in his rookie

Top Scoring Totals

Marshall Jr. at SJSU	29 pts
Bal at Pepperdine	28 pts
Marshall Jr. vs. SFU	25 pts
Bal vs. Oregon	25 pts
Bal at Stanford	23 pts
Bal vs. Washington State	23 pts
O'Neil at Pacific	23 pts
Bal vs. Pepperdine	23 pts
Marshall Jr. at Saint Mary's	23 pts
Benjamin at San Diego	23 pts
Marshall Jr. vs. Utah Tech	22 pts
Bal at Cal	22 pts
Tilly vs. Portland	22 pts
Bal at Portland	22 pts
Bal at LMU	21 pts
O'Neil vs. San Diego	21 pts
Marshall Jr. at Stanford	20 pts
Tilly vs. SLU	20 pts

Milestone Watch

4th-most wins in SCU history (139)

Sendek _____ 138

Last Box Score

Official Basketball Box Score - Final

Santa Clara at Portland

02/29/24 Chiles Center, Portland

2023-24 Men's Basketball

Game Time: 6:00 PM

Game Duration: 2:10

Attendance: 1,288

Officials: Tony Padilla, Michael Irving, Casey McClellan

Santa Clara - 75

Record: 18-12 (8-6)

NO.	Name	Min	FG	3P	FT	Rebounds	Fouls	TP	AS	TO	ST	Blocks	+/-
14	Johnny O'Neil	28:15	5-13	4-8	3-4	4 2 6	2 4	17	0	1	1	0	-16
13	Christoph Tilly	C:15:29	1-4	0-1	0-0	1 2 3	3 1	2	1	0	0	0	-10
0	Brenton Knapper	C:31:53	3-10	1-5	0-0	1 2 3	2 1	7	1	3	0	0	15
4	Adama Bal	41:19	6-19	6-13	0-0	0 3 3	4 1	22	3	1	0	0	0
44	Jake Ensinger	G:20:49	0-3	0-2	0-0	0 6 6	1 0	1	1	0	0	0	0
1	Tyrese Bryan	30:26	4-9	0-1	0-0	4 4 8	3 1	8	1	1	1	0	-13
10	Francisco Caffaro	08:17	2-2	0-0	0-0	0 0 0	0 0	4	0	0	0	0	-2
15	Jalen Benjamin	07:40	0-2	0-2	0-0	0 0 0	0 0	1	2	0	0	0	-2
22	Carlos Marshall Jr.	23:15	5-10	2-4	3-4	0 3 3	3 15	1	0	0	0	0	3
21	Camaron Tongue	17:28	0-2	0-0	0-2	2 4 6	2 1	0	0	0	0	0	3
Team						1 0 1		0					
Totals		29:74	13-36	6-10	13-26	35	22	75	11	4	1	1	-5

Technical Fouls: NONE

Portland - 80

Record: 10-30 (4-11)

NO.	Name	Min	FG	3P	FT	Rebounds	Fouls	TP	AS	TO	ST	Blocks	+/-
24	Bai Denglit	F:44:32	4-4	1-1	1-1	2 11 13	2 1	10	2	0	2	2	0 3
0	Vukanin Mike	G:31:21	3-5	1-1	4-6	0 7 7	3 7	11	1	3	0	0	3
2	Tyler Robertson	45:00	13-28	0-6	6-8	2 8 10	1 9	32	3	3	0	0	5
4	Juan Sebastian Gorosito	G:39:43	5-12	2-7	3-6	1 2 3	3 4	15	1	0	0	0	9
5	Chris Austin	G:35:59	3-6	2-3	1-1	0 2 2	1 9	0	0	0	1	2	8
23	Vasilije Vasic	14:07	0-0	0-0	0-0	0 1 1	1 0	0	0	0	0	0	6
10	Colman Lemke	14:19	1-2	1-2	0-0	0 1 1	0 0	3	0	0	0	0	6
Team						1 1 2		0	1				
Totals		29:57	7-20	15-22	6 33 39	12 22	30	10	9	2	2	15	5

Technical Fouls: NONE

Shooting By Period

1st	FG%	9.09	31.0%
2nd	FG%	15.23	45.5%
3rd	FG%	4.12	33.3%
4th	FG%	28.74	37.8%
OT	FG%	6.10	60.0%

Dead Ball Rebounds: 4-0

Biggest lead

Best Scoring Run

Lead Changes

Times Tied

Time with Lead

SCU

POR

Turnovers

Paint

Second Chance

Fast Breaks

Bench

Period by Period Scoring

1st	2nd	OT1	TOT
SCU	25	40	75
POR	33	32	15

Double-Double Tracker

Marshall Jr. vs. MVSU	14 pts, 12 reb
O'Neil vs. Washington State	13 pts, 10 reb
O'Neil vs. San Diego	21 pts, 12 reb
Ensminger at USF	10 pts, 11 reb
Ensminger vs. Pacific	17 pts, 10 reb
O'Neil vs. Pacific	14 pts, 10 reb
O'Neil at San Diego	16 pts, 10 reb

WCC/NCAA Rankings

TEAM

Rebound Margin (+6.8)	3/23
Rebounds Per Game (39.1)	3/38
3-PT Percentage (35.8)	3/85
Scoring Offense (76.7)	3/92
Offensive Reb. Per Game (12.1)	2/61
Defensive Reb. Per Game (27.0)	2/55
Field Goal Percentage (45.9)	4/104
Field Goal Percentage Defense (42.4)	3/101

Miscellaneous

Games with 5 or more with 10+ points

Utah Tech (11/8/23)
 Menlo (11/29/23)
 Utah State (12/13/23)
 Gonzaga (1/11/24)
 Portland (1/20/24)
 Pacific (2/15/24)

Best team shooting performances

1/25 vs. Pepperdine - 58.2 (32-55)
 12/13 vs. Utah State - 57.1 (32-56)
 1/20 vs. Portland - 55.1 (38-69)
 11/29 vs. Menlo - 54.9 (39-71)
 11/11 vs. Saint Francis - 52.2 (35-67)
 2/10 at USF - 52.1 (25-48)
 11/24 vs. Oregon - 51.7 (31-60)
 11/18 vs. SE Louisiana - 50.9 (27-53)
 12/20 at SJSU - 50.0 (29-58)

season.

PUTTING THINGS INTO PERSPECTIVE...

Not only have the Broncos posted 20-plus wins in the last two seasons, they have three in the last four years, which includes the Covid-shortened 2020-21 campaign in which SCU only played in 20 total games. During the stretch, SCU has tallied 76 total wins - the third-winningest four-year stretch in program history.

85 wins from 1966-67 through 1969-70
 79 wins from 1981-82 through 1984-85
 76 wins from 2019-20 through 2022-23

A NEW HOME FOR SANTA CLARA MEN'S BASKETBALL STREAMING...

All home and road games against conference opponents will be streamed live on ESPN+ during 2023-24, thanks to the West Coast Conference's partnership with ESPN.

RECORD WHEN....	
Leading at Half...	14-1
Trailing at Half...	4-10
Tied at Half...	0-1
In Overtime...	0-1
SCU outrebounds opp.	16-7
SCU is outrebounded	2-4
Rebounds are tied	0-1
SCU commits fewer TOs	6-1
SCU commits more TOs	8-10
Turnovers are tied	4-1
SCU shoots 50% or better	6-3
Opp. shoots 50% or better	0-5
SCU shoots less than 50%	13-9
Opp. shoots less than 50%	17-7
SCU shoots better than Opp.	17-2
SCU shoots worse than Opp.	1-9
SCU shoots the same	0-1
SCU hits 10+ 3PT	5-4
SCU hits 9 or less 3PT	12-8
Games decided by 1-5 pts	2-5
Games decided by 6-10 pts	6-1
Games decided by 11-15 pts	4-3
Games decided by 16+ pts	6-3
SCU scores 50 or less	0-1
SCU scores between 50-59	0-3
SCU scores between 60-69	4-1
SCU scores between 70-79	4-5
SCU scores between 80-89	7-2
SCU scores between 90-99	1-0
SCU scores 100+	2-0
Opp. scores 50 or less	1-0
Opp. scores between 50-59	4-0
Opp. scores between 60-69	6-1
Opp. scores between 70-79	5-3
Opp. scores between 80-89	2-6
Opp. scores between 90-99	0-2
Opp. scores 100+	0-0
Wearing Black...	2-3
Wearing White...	6-3
Wearing Gray...	4-3
Wearing Red...	3-3
Wearing the Nash Retros...	3-0
Days That End In "Y"...	18-12

The Last Time...	
INDIVIDUAL	TEAM
Scored 30+ Points...	Scored 100+ Points...
SCU 30, Podziemski vs. LMU (2/11/23)	SCU 101, vs. Portland (1/20/24)
Opp. 32, T. Robertson at Portland (2/29/24)	Opp. 115, vs. Gonzaga (1/15/22)
Totaled 15+ Rebounds...	Shot at least 50 Percent...
SCU 18, Podziemski vs. Pepperdine (2/23/23)	SCU 52.1 at USF (2/10/24)
Opp. 15, Keli Leapepe vs. LMU (2/11/23)	Opp. 50.9 at Portland (2/29/24)
Totaled 10+ Rebounds...	Shot at least 60 Percent...
SCU 13, Dengdit & 10, Robertson at Portland (2/29/24)	SCU 60.0, vs. Portland (2/26/22)
Opp. 13, A. Merkviladze vs. LMU (2/22/24)	Opp. 70.8, vs. Pepperdine (3/2/18)
Dished out 10+ Assists...	Shot at least 60 Percent From 3PT...
SCU 10, Jalen Williams vs. Saint Mary's (2/8/22)	SCU 68.8, vs. TCU (11/22/21)
Opp. 10, A. Marciulionis vs. Saint Mary's (1/13/24)	Opp. 64.3 vs. BYU (12/29/16)
Had 5+ Steals...	Made 10+ 3PT...
SCU 5, Stewart vs. San Diego (2/9/23)	SCU 13 at Portland (2/29/24)
Opp. 6, A. Watson vs. Gonzaga (1/11/24)	Opp. 14 vs. Portland (1/20/24)
Blocked 5+ Shots...	Made 20+ FT...
SCU 6, Bediako vs. USF (3/4/23)	SCU 21 at San Diego (2/17/24)
Opp. 5, Chet Holmgren at Gonzaga (2/19/22)	Opp. 22 vs. Portland (1/20/24)
Made 10+ FG...	Had 2+ Players Score 20+ Points...
SCU 10, Tilly vs. Portland (1/20/24)	SCU Bal (23) & Marshall (20) at Stanford (11/14/23)
Opp. 13, at Portland (2/29/24)	Opp. G. Ike (26) & N. Hickman (20) at Gonzaga (2/24/24)
Attempted 20+ FG...	Had 2+ Players with 10+ Rebounds...
SCU 21, O'Neil vs. San Diego (2/3/24)	SCU O'Neil (10) & Ensminger (10) vs. Pacific (2/15/24)
Opp. 28, Robertson at Portland (2/29/24)	Opp. Dengdit (13) & Robertson (10) at Portland (2/29/24)
Made 10+ FT...	Had 5+ Players Score 10+ Points...
SCU 12, Bal at Pepperdine (1/6/24)	SCU vs. Pacific (2/15/24)
Opp. 16 vs. Portland (1/20/24)	Opp. at Gonzaga (2/24/24)
Made 5+ 3PT...	Committed 10 or Less TO...
SCU 6, Bal at Portland (2/29/24)	SCU 4 at Portland (2/29/24)
Opp. 5, N. Hickman at Gonzaga (2/24/24)	Opp. 9 at Portland (2/29/24)
Attempted 10+ 3PT...	Won by 30+ Points...
SCU 13, Bal at Portland (2/29/24)	SCU 37 vs. Menlo (11/29/23)
Opp. 10, J. Gorosito vs. Portland (1/20/24)	Opp. 32 (115-83), vs. Gonzaga (1/15/22)
Recorded a Double-Double	Defeated a Nationally-ranked Team
SCU O'Neil at San Diego (2/17/24)	SCU 21/23 Gonzaga (1/11/24)
Opp. Dengdit & Robertson at Portland (2/29/24)	Won an overtime game
	SCU vs. Wyoming (11/30/22)



Herb Sendek

Head Coach

Eighth Season

Carnegie Mellon '85

With a resume that includes 20 postseason appearances and three conference coach of the year awards, along with demonstrated player and staff development, Herb Sendek is entering his eighth season as Santa Clara's head men's basketball coach in 2023-24. In his seven previous seasons, he has accumulated a 120-94 (.561) record.

Sendek, who was hired on March 29, 2016 as the 15th head coach in school history, is among the most successful coaches in Santa Clara basketball history. In his seven-year tenure, the Broncos have posted six winning records, including five-straight entering 2023-24. He is the eighth coach in program history to reach 100 wins, and his 120 victories rank sixth-best in program history.

The last four seasons of the Sendek Era has been one of the most successful stretches for any coach in Bronco history. Santa Clara has won 76 games since 2019-20, which ranks as the third-winningest four-year stretch in program history, and the most since Carroll Williams guided SCU to 79 wins from 1981-83 to 1984-85. Three of those four seasons saw the Broncos post 20 or more wins with the lone exception being the 2020-21 campaign, which was shortened to only 20 total games due to the Covid-19 pandemic.

With five-consecutive winning seasons, the Broncos are currently in the midst of their longest winning season stretch since Dick Davey led the team to seven-straight winning campaigns from 1994-95 through 2000-01. The last two seasons have been particularly impressive with Sendek guiding SCU to 44 total wins, back-to-back third-place finishes in the WCC standings and back-to-back postseason appearances in the National Invitation Tournament (NIT).

A native of Pittsburgh, Sendek is entering his 30th season as a collegiate head coach in 2023-24, and has seen tremendous success in all four of his head-coaching tenures. With a career record of 533-389 (.579), he is tied for the 60th-most wins in NCAA Division I history and is one of 17 active head coaches with 500 career victories. He is also one of three current head coaches in the WCC with 500 wins (Mark Few and Randy Bennett), and ranks 15th in wins among current active head coaches in NCAA D1.

Prior to joining the Broncos, Sendek served as head coach at Arizona State, North Carolina State and Miami (Ohio). In those three stints, he compiled a 413-295 (.583) record, including 39 victories against top 25 opponents. Sendek earned coach of the year honors in the Pac-10, Atlantic Coast Conference and Mid-American Conference. He was one of the three youngest coaches with 400 or more victories. Sendek is one of nine active Division I head coaches to win at least 100 games at three or more D1 schools, and is one of 13 active head coaches to win conference coach of the year honors by three or more conferences.

Under Sendek's direction, Santa Clara has emerged as one of the top programs to produce NBA talent over the last couple of seasons. In 2022, Jalen Williams became the program's highest NBA draft pick of the modern era and second-highest ever when he was selected 12th overall by the Oklahoma City Thunder. A first team All-WCC performer with the Broncos, Williams went on to have a tremendous rookie season with the Thunder, finishing runner-up for the NBA Rookie of the Year Award.

The following year saw yet another Bronco hear his name called in the first round of the NBA Draft, as WCC Co-Player of the Year Brandin Podziemski was selected 19th overall by the Golden State Warriors. In doing so, Santa Clara became one of just five programs to produce back-to-back top-20 picks in the 2022 and 23 NBA Drafts, joined by Kentucky, Duke, Kansas and Baylor. Additionally, Santa Clara became one of just three current WCC programs to ever produce back-to-back first round selections (Gonzaga and San Francisco).

Williams and Podziemski are just the latest beneficiaries of Sendek's pipeline to the NBA which include fellow first-rounders James Harden (Arizona State), Julius Hodge (NC State) and Wally Szczerbiak (Miami).

In Sendek's seven seasons, 11 Broncos have earned a total of 18 All-WCC honors with seven first team selections (see chart below) with three earning all-region honors.

The 2022-23 season as a whole was among the best of the Sendek Era. The team won 23 games, all in the regular season, which not only is the most of Sendek's tenure, but ranks as the fourth-most in program history. The Broncos were 11-5 in WCC play to finish third in the standings for the second-consecutive year, and their 11 league wins were the most for SCU since 1994-95 when the Broncos were WCC regular-season champions with a 12-2 record.

Santa Clara closed the 2022-23 regular season on a seven-game win streak – their longest since 1997-98 – and made a second-consecutive postseason appearance in the NIT. The Broncos swept BYU in the regular season for the first time since 1961-62, which included their first win in Provo since 1972. Podziemski became the first Bronco since 2008 (John Bryant) to earn WCC Player of the Year honors in addition to being named the WCC Newcomer of the Year. He was one of three players to earn All-WCC honors along with Carlos Stewart (1st) and Keshawn Justice (2nd).

The 2021-22 season saw the Broncos finish the year with a 21-12 record while earning a bid to the NIT for the program's first postseason appearance in either the NCAA Tournament or NIT since 1996. Among those 21 wins was victory No. 500 for Sendek's illustrious career. The team posted a 10-5 mark in league play and closed the regular season with a 12-3 record over the final 15 games to lock up third place in the WCC standings – SCU's best finish in league play since 2006-07.

Among the many highlights of 2021-22 was the Broncos breaking a streak of 43 consecutive losses to Associated Press top-25 teams. Sendek guided the Broncos to a 77-72 victory over No. 22 Saint Mary's on Feb. 8th in the Leavey Center to give SCU their first victory over a ranked opponent since 2004. Led by All-WCC performers Jalen Williams, Josip Vrankic and Keshawn Justice, the Broncos also had marquee victories over Stanford, TCU, Nevada and BYU (first time since 2017) and finished the year ranked 11th nationally in field goal percentage (48.4) and 16th in 3-point shooting percentage (37.8). Santa Clara was one of just four teams to produce two first team All-WCC performers (Williams and Vrankic) at seasons end.

In the shortened 2020-21 campaign, despite navigating Covid-19 restrictions and a relocation for more than six weeks to practice and play in Santa Cruz, Calif., the Broncos were able to post a 12-8 record, which included winning their opening two games in the WCC Tournament for the first time since 2003-04.

In 2019-20, Sendek guided the program to its first 20-win campaign in seven years and only the fourth in the previous 19 seasons. The team also had a historic run at home as it continued a 17-game winning streak, which is the third-longest in school history and the most ever in Toso Pavilion/Leavey Center. Despite players missing nearly 80 total games to injury, the Broncos, who did not feature a senior on the roster, downed Washington State and Cal, which gave them a pair of victories against the Pac-12 Conference in back-to-back years for the first time in school history. Three players earned All-WCC honors at the end of the season highlighted by Vrankic (second team) and Jaden Bediako (all-freshman).

Sendek and his staff navigated through an injury-filled 2018-19 season to post a 16-15 overall mark, including two wins over Pac-12 schools (USC and Washington State) for the first time since 1997-98. Six players missed time, including three (KJ Feagin, Matt Hauser and Juan Ducasse) who combined to suit up for only two games. With a starting lineup that featured two sophomores (Vrankic and Tahj Eaddy) and two freshmen (Trey Wertz and Guglielmo Caruso), the Broncos still managed to finish tied for fifth in the WCC. Wertz was voted to the WCC All-Freshman team, Eaddy claimed a second-team nod and Vrankic earned all-league honorable mention.

Despite having seven players miss more than a combined 70 games due to injury, Santa Clara posted a 17-16 record in 2016-17, Sendek's first at the helm, and reached the WCC Tournament semifinals for the first time in six years. Sendek led the Broncos to a five-game overall improvement, tied for the best in the league with Gonzaga at the conclusion of the WCC Tournament. The Broncos, who were tied for fourth in the conference standings, finished above .500 in league play for just the third time in the last 10 years, including first since 2012-13. They also had the best turnaround in league play with a three-game improvement (7-11 in 2015-16).

Sendek, who recently celebrated his 60th birthday, has one of the more impressive coaching trees in NCAA D1 with 10 former assistants, administrative assistants or graduate assistants currently serving as head coaches (see chart on next page). Additionally, there are eight other former head coaches who served under Sendek – Jim Christian (Boston College, Kent State, TCU, Ohio), the late Charlie Coles (Miami (Oh), Central Michigan), Larry Hunter (Western Carolina, Ohio), the late Dave Manzer (Messiah College), Barret Peery (Portland State), Mark Phelps (Drake), Lamont Smith (San Diego) and James Whitford (Ball State).

SENDEK AT-A-GLANCE

Hometown	Pittsburgh, Pa.
Education	Carnegie-Mellon University '85 Three-year letterman (1981-84)
Family	Wife - Melanie Children - Kristin, Catherine, Kelly

SENDEK'S YEAR-BY-YEAR RECORD

Year	School	Record	Postseason/Notes
1993-94	Miami (Ohio)	19-11 (.633)	NIT
1994-95	Miami (Ohio)	23-7 (.767)	NCAA Second Round MAC Coach of the Year
1995-96	Miami (Ohio)	21-8 (.724)	NIT
Record at Miami (Ohio)		63-26 (.708)	
1996-97	NC State	17-15 (.531)	NIT
1997-98	NC State	17-15 (.531)	NIT
1998-99	NC State	19-14 (.576)	NIT
1999-00	NC State	20-14 (.588)	NIT
2000-01	NC State	13-16 (.448)	
2001-02	NC State	23-11 (.676)	NCAA Second Round
2002-03	NC State	18-13 (.581)	NCAA First Round
2003-04	NC State	21-10 (.677)	NCAA Second Round ACC Coach of the Year
2004-05	NC State	21-14 (.600)	NCAA Sweet 16
2005-06	NC State	22-10 (.688)	NCAA Second Round
Record at NC State		191-132 (.591)	
2006-07	Arizona State	8-22 (.266)	
2007-08	Arizona State	21-13 (.618)	NIT Quarterfinals
2008-09	Arizona State	25-10 (.714)	NCAA Second Round Ranked in AP Top 25 All Yr.
2009-10	Arizona State	22-11 (.667)	NIT Pac-10 Coach of Year
2010-11	Arizona State	12-19 (.387)	
2011-12	Arizona State	10-21 (.323)	
2012-13	Arizona State	22-13 (.629)	NIT/16-4 home record
2013-14	Arizona State	21-12 (.636)	NCAA First Round
2014-15	Arizona State	18-16 (.529)	
Record at ASU		159-137 (.537)	
2016-17	Santa Clara	17-16 (.515)	
2017-18	Santa Clara	11-20 (.355)	
2018-19	Santa Clara	16-15 (.516)	
2019-20	Santa Clara	20-13 (.600)	20 wins - first since '12-13
2020-21	Santa Clara	12-8 (.600)	
2021-22	Santa Clara	21-12 (.636)	NIT/3rd in WCC
2022-23	Santa Clara	23-10 (.697)	NIT/3rd in WCC
2023-24	Santa Clara	18-12 (.621)	
Record at SCU		138-106 (.568)	
Career Record		551-401 (.580)	

NCAA D1 All-Time Wins Leaders

56.	Tony Hinkle (Butler)	558
	Norm Sloan (Florida, NC State)	558
58.	Herb Sendek	551
59.	Gene Keady (Western Kentucky, Purdue)	550
60.	Frank McGuire (St. John's)	549
61.	Ben Howland (UCLA, Miss. State, etc...)	533
62.	Dave Bliss (New Mexico, SMU, etc...)	526
	Lou Carnesecca (St. John's)	526
64.	Pete Carril (Princeton)	525
	Gregg Marshall (Wichita State, Winthrop)	525

SENDEK'S COACHING TREE

Herb Sendek has not only been successful on the court, but he has also prepared many individuals for collegiate head coaching positions. There are currently 10 former Sendek assistants, administrative assistants or graduate assistants who are head coaches on the Division I level. In addition, there are eight other former head coaches - Jim Christian (Boston College, Kent State), the late Charlie Coles (Miami [Ohio]), Larry Hunter (Western Carolina), the late Dave Manzer (Messiah College), Barret Peery (Portland State), Mark Phelps (Drake), Lamont Smith (San Diego) and James Whitford (Ball State) - who served under Sendek.

Coach	Current School	With Sendek as Asst. Coach
John Groce	Akron	NC State, 1996-2000
Ron Hunter	Tulane	Miami (Ohio), 1993-94
Stan Johnson	LMU	Arizona State, 2013-15
Thad Matta	Butler	Miami (Ohio), 1994-95
Archie Miller	Rhode Island	NC State, 2005-06 Arizona State, 2006-07
Sean Miller	Xavier	Miami (Ohio), 1993-95 NC State, 1996-2001
Eric Musselman	Arkansas	Arizona State, 2012-14
Scott Pera	Rice	Arizona State, 2006-12
Rob Senderoff^	Kent State	Miami (Ohio), 1994-96
Dedrique Taylor	Cal State Fullerton	Arizona State, 2006-13

#served as admin assistant; ^ served as grad assistant



Pictured above - Herb Sendek (not to be confused with Saint Mary's Head Coach Randy Bennett)

0	Brenton Knapper R-So. • G • 6-0 • 170 Ontario, Calif. (Colony HS)	<div> <div>PPG</div> <div>RPG</div> <div>APG</div> <div>FG%</div> <div>3FG</div> <div>FT%</div> </div> <div> 23-24 6.0 2.2 1.4 .405 .380 .706 Career: 4.3 1.8 1.3 .376 .347 .714 Career High: Pts - 16 vs. Gonzaga, 1/11/24 Rebs -9 at Pepperdine, 1/6/24 Asts - 5 (2x) last vs. Pepperdine, 2/23/23 </div>	52 career appearances with 16 starts ... 21 total appearances on the year... Returned from injury and put up 15 pts, 4 reb, and 2 stl in win against LMU (2/22) ... 6 pts (2-3 3FG) and 2 reb before suffering an injury at USF (2/10) ... Had 7 pts and 2 ast vs Pepperdine (1/25) ... Recorded his career-high 16 pts, along with 5 reb and 4 asts against Gonzaga (1/11) ... Put up 10 pts at LMU and career high rebs (9) at Pepperdine ... 12 pts vs. Duquesne (12/23) ... 8 pts vs. New Mexico (12/9) ... 6 pts at SJSU ... Three double-digit scoring games this season; four in his career ... Played in 31 games in 2022-23 in a reserve role.
		<div> <div>PPG</div> <div>RPG</div> <div>APG</div> <div>FG%</div> <div>3FG</div> <div>FT%</div> </div> <div> 23-24 8.4 3.7 0.7 .433 .411 .667 Career: 9.5 4.6 1.2 .443 .416 .714 Career High: Pts - 23 vs. Winthrop (2/18/23)* Rebs - 11 at Presbyterian (1/7/23)* Asts - 5 vs. High Point (1/11/23)* </div>	Transfer from Charleston Southern where he started 28-of-29 games and averaged 10.5 ppg, 5.5 rpg and 1.8 apg ... Has appeared in 29 games with six starts ... Most recent finish of 8 pts/8reb at Portland ... 9 pts/7reb vs. LMU (2/22)... Finished at USF (2/10) with 11 pts and another 11 pts and another 11 pts (4-5 FG, 3-4 3FG) vs. Pepperdine... Season-high 18 pts (career-high 6-8 3FG) and 4 reb vs. Portland (1/20) ... 7 pts and pulled down 7 reb at Pacific (1/18) ... 10 pts/8 reb vs. Gonzaga ... 17 pts vs. Yale (12/30) ... First start at SCU came against Cal; finished with 13 pts ... 13 pts vs. Menlo ... 11 pts/4 reb at Stanford (11/14) ... 12 pt/5 rebs vs. Oregon (11/24) ... 10 pts vs. Ohio State (11/25) ... 11 pts/4 reb vs. Utah State (12/13) ... Has scored in double-figures in 14 games this season.
2	Christian Hammond Fr. • G • 6-4 • 180 Denver, Colo. (Dream City Christian HS)	<div> <div>PPG</div> <div>RPG</div> <div>APG</div> <div>FG%</div> <div>3FG</div> <div>FT%</div> </div> <div> 23-24 3.2 1.6 0.8 .392 .200 .800 Career: 3.2 1.6 0.8 .392 .200 .800 Career High: Pts - 7 (3x) last vs. New Mexico (12/9/23) Rebs - 6 vs. Pacific (2/15/24) Asts - 3 vs. New Mexico (12/9/23) </div>	True freshman that was a multi-sport star at the high school level ... Has appeared in 17 games this year with two starts... First collegiate start vs. Pacific; finished with 5 pts, career-high 6 reb ... Was 6-for-6 at the FT line and had 3 reb against Pepperdine (1/25) ... Season-high 7 pts vs. New Mexico, MVSU, and Menlo ... Made collegiate debut in SCU's opener vs. Utah Tech (11/8) ... Scored first career points vs. Saint Francis (11/11) ... Second team all-conference pick as a sophomore at Cherry Creek High in Greenwood Village, Colo. ... Transferred to Colorado Prep as a junior and averaged 20 ppg on 50 percent shooting ... Senior season at Dream City Christian in Glendale, Ariz. ... Was also a three-time state champion as a football player.
		<div> <div>PPG</div> <div>RPG</div> <div>APG</div> <div>FG%</div> <div>3FG</div> <div>FT%</div> </div> <div> 23-24 14.6 3.0 3.2 .440 .358 .838 Career: 6.5 1.6 1.4 .437 .367 .806 Career High: Pts - 28 vs. Pepperdine (1/6/24) Rebs - 7 at Cal (12/2/23) Asts -9 vs. Portland (1/20/24) </div>	Trasfer from the University of Arizona ... Has started in 27 games ... Missed three games due to injury; returned vs. LMU ... Leads team/10th in WCC at 14.6ppg ... 4th in WCC in FT percentage (83.8) ... Has eight 20-pt games on the year, including his career high 28 pts at Pepperdine (1/6) and most recent finish of 22 pts at Portland (2/29) ... Recorded 18 pts/2 stl/1 blk at SMC (1/31) ... 23 pts (9-11FG, 2-4 3FG), 4 reb and 3 asts vs. Pepperdine (1/25) ... 15 pts and career-high 9 asts vs. Portland ... Scored game winner vs. Gonzaga and finished with 17 pts and 6 asts ... Was a career-best 5-for-9 from 3pt at LMU and 12-12 on FT at Pepperdine ... 21 pts at LMU ... 23 pts vs. WSU ... 22 pts, career-high 7 reb vs. Cal (12/2) ... 23 pts/6 rebs at Stanford (11/14) ... 18 pts, 4 reb, and 3 ast vs. Utah State (12/13) ... 17 pts, 6 reb and 3 stls in SCU debut vs. Utah Tech (11/8) ... 19 double-figure scoring games ... Emerald Coast Classic All-Tournament Team ... Member of the U16 and U20 French National Teams ... Helped France win the 2023 FIBA European Championship ... Helped France to a runner-up finish at the U16 European Champion in 2019 ... Averaged 9.8 ppg playing for the CFBB Academy in Paris in 2020-21.
10	Francisco Caffaro Grad • C • 7-1 • 242 Santa Fe, Argentina (NBA Global Academy)	<div> <div>PPG</div> <div>RPG</div> <div>APG</div> <div>FG%</div> <div>3FG</div> <div>FT%</div> </div> <div> 23-24 4.5 3.9 1.4 .644 .000 .615 Career: 3.1 2.9 0.5 .581 .000 .619 Career High: Pts - 16 vs. Virginia Tech (11/2/22)* Rebs - 12 at Notre Dame (1/29/22)* Blks - 2 (3x) last vs. Utah Tech (11/8/23) </div>	Graduate transfer from the University of Virginia where he made 92 total appearances with 21 starts in four seasons ... Has appeared in all 30 games this season with five starts ... Came off the bench for 10 pts (5-5FG) and 5 reb at Gonzaga (2/24) ... Finished at USD with 5 pts (2-3 FG) and 4 reb... 10 pts and 6 reb vs. Pacific (2/15) ... 8 pts (2-3 FG, 4-4 FT) and 3 reb at Pacific ... 5 pts/5 reb vs. SMC ... 5 reb at LMU (1/4) ... 8 pts vs. Duquesne (12/23) ... 9 reb vs. MVSU (11/20) ... Made his Bronco debut vs. Utah Tech (11/8); finished with 13 pts and 8 rebs ... 10 pts vs. Saint Francis (11/11) ... 3 double figure scoring games on the year ... Has represented Argentina on six occasions in FIBA Tournaments as a member of the Argentinian National Team.
		<div> <div>PPG</div> <div>RPG</div> <div>APG</div> <div>FG%</div> <div>3FG</div> <div>FT%</div> </div> <div> 23-24 9.2 4.3 1.9 .552 .333 .712 Career: 7.1 3.5 1.3 .546 .286 .687 Career High: Pts - 22 vs. Portland (1/20/24) Rebs - 8 (2x) last, vs. Portland (1/20/24) Blks - 4 vs. Yale (12/30/23) </div>	52 career appearances with 26 starts ... Started first 11 games this season before injury; returned vs. Yale ... Best game of his career vs. Portland with 22 pts (10-12 FG), 8 reb, 4 ast, 1 blk and 1 stl; this was his second 20-plus point game ... 18 pts and 8 reb at Gonzaga (2/24) ... 11 pts at USF (2/10) ... 10 pts, 5 reb, and 1 stl vs. USD (2/3) ... 9 pts, 7 reb, and career-high 6 ast vs. Pepperdine (1/25) ... 6 pts and 4 reb at Pacific ... 11 pts vs. SMC (1/13) ... 10 pts (4-4 FT) and 7 reb vs. Gonzaga (1/11) ... 11 pts vs. Yale and 10 pts at LMU ... Put up 20 pts, 6 reb, 5 ast, and 4 stl vs. SLU; hit game-winning shot inside final minute ... 18 pts and 7 reb vs. Oregon (11/24) ... Earned a spot on the Emerald Coast Classic All-Tournament Team after facing Oregon and Ohio State ... 16 career double-figure scoring games with 10 on the season.
14	Johnny O'Neil Jr. • F • 6-10 • 205 Miami Shores, Fla. (Chaminade-Madonna College Prep)	<div> <div>PPG</div> <div>RPG</div> <div>APG</div> <div>FG%</div> <div>3FG</div> <div>FT%</div> </div> <div> 23-24 11.3 5.8 1.6 .440 .338 .640 Career: 10.4 5.8 1.4 .435 .370 .615 Career High: Pts - 23 at Pacific (1/18/24) Rebs - 12 (2x) last, vs. San Diego (2/3/24) Asts - 5 vs. Pacific (2/15/24) Blks - 6 at Navy (1/16/21)* </div>	Transfer from American University ... Only player to start all 30 games ... Leads team with 5.8 rpg ... Reached 1,000 career pts vs. LMU (2/22) ... Career-high 23 pts (6-10 3FG) and 7 reb at Pacific (1/18) ... Posted back-to-back double-doubles at USD (16 pts/10 reb) and vs. Pacific (14 pts/10 reb), then two additional vs. USD (21 pts/12 and MVSU (12 pts/11 reb) ... Most recent finish of 17 pts and 6 reb at Portland (2/29) ...16 pts and 4 reb at Gonzaga (2/24) ... 15 pts and 9 reb (one short of third-straight dbl-dbl) vs. LMU ... Career-high 5 ast vs. Pacific (2/15) ... Leads team with 20 games of 10+ points this season ... Avg. 15.75 ppg and 8 rpg over last eight games ... 17 pts with 8 reb at Stanford (11/18) ... Team lead with four games of 10+ rebounds ... Started 60-of-70 games at American in three seasons where he averaged 10 ppg ... 55 career double-figure scoring games ... Earned a spot on the 2022-23 Patriot League All-Defensive Team and was the league's POTW for Dec. 12, and was also the Patriot League Rookie of the Year in 2020-21.
		<div> <div>PPG</div> <div>RPG</div> <div>APG</div> <div>FG%</div> <div>3FG</div> <div>FT%</div> </div> <div> 23-24 4.8 1.1 1.7 .372 .296 .684 Career: 11.3 2.1 2.6 .392 .343 .799 Career High: Pts - 29 vs. Southern Miss (1/23/20)* Rebs - 7 vs. Siena (2/10/23)* Asts - 12 vs. Canisius (2/19/23)* </div>	Graduate transfer from Mount St. Mary's where he played his junior and senior seasons ... Has started in 9 games this season on 26 total appearances ... Season-high 23 pts (10-11 FT, 5-6 FG) and 6 ast at USD (2/17) ... 6 pts at USF (2/10) ... 7 pts, 3 ast and 1 reb at Pacific (1/18) ... 4 pts/2 reb vs. SMC ... Season-best 16 pts (4-7 3PT) vs. Menlo ... 7 pts vs. Ohio State (11/25) ... 9 pts vs. SLU (11/18) ... Earned Second Team conference honors as a junior at Mount St. Mary's ... Started 31 games and was a third team all-conference pick as a senior ... Played two seasons with UAB appearing in 60 total games with 29 starts ... Conference USA All-Freshman selection ... Career high 29 points on nine FG as a freshman vs. Southern Miss ... Has scored 1,645 career points to date.
20	Luke McEldon Fr. • F • 6-10 • 240 London, Eng. (Cushing Academy)	<div> <div>PPG</div> <div>RPG</div> <div>APG</div> <div>FG%</div> <div>3FG</div> <div>FT%</div> </div> <div> 23-24 1.5 1.5 0.5 .538 .000 .600 Career: 1.5 1.5 0.5 .538 .000 .600 Career High: Pts - 6 vs. MVSU (11/20/23) Rebs - 3 (2x) last vs. Pacific (2/15/24) Asts - 1 vs. Saint Francis (11/11/23) </div>	True freshman that joined the Broncos from Cushing Academy in Massachusetts ... Has made 11 appearances off the bench ... Career-high tying 3 reb in 3 minutes vs. Pacific... Finished with 4 pts in 7 min at SJSU ... Career high 6 pts vs. MVSU (11/20) ... Made collegiate debut vs. Saint Francis (11/11) ... Originally from London ... Three-star prospect and was rated as one of the top players from New England ... Rated No. 4 overall prospect from Massachusetts and 12th in New England by the New England Recruiting Report ... Chose SCU over offers from Texas A&M, Virginia Tech, East Carolina and others.
		<div> <div>PPG</div> <div>RPG</div> <div>APG</div> <div>FG%</div> <div>3FG</div> <div>FT%</div> </div> <div> 23-24 4.5 3.0 0.4 .533 .500 .549 Career: 3.6 2.6 0.4 .487 .333 .491 Career High: Pts - 16 vs. New Mexico (12/9/23) Rebs - 10 vs. Pepperdine (2/23/23) Asts - 2 at Boise State (12/14/21) </div>	Has appeared in 79 career games in three seasons ... Played in 29 games off the bench this season ... Finished with 10 pts and 7 reb vs. LMU (2/22) ... 10 pts/9 reb vs. Pacific ... 8 pts (4-4 FT, 2-3 FG) and 6 reb at SMC ...4 pts and 4 reb at Pacific (1/18) ... 11 pts at SJSU (12/20) ... 11 pts / 2 reb vs. Utah State (12/13) ... Career-high 16 pts vs. New Mexico (12/9) ... Played 14 minutes vs. Saint Francis (11/11); finished with 6 pts and 8 reb ... Posted first career double-double vs. Pepperdine with 12 pts and 10 reb (2/23) ... Has posted six double figure scoring games this season.
22	Carlos Marshall Jr. Grad • G • 6-6 • 205 Memphis, Tenn. (Southwind HS)	<div> <div>PPG</div> <div>RPG</div> <div>APG</div> <div>FG%</div> <div>3FG</div> <div>FT%</div> </div> <div> 23-24 12.7 4.3 1.6 .477 .424 .738 Career: 12.3 4.0 1.7 .441 .374 .783 Career High: Pts - 29 at SJSU (12/20/23) Rebs - 13 at Jacksonville State (1/30/20)* Asts - 6 (2x) last at SJSU (12/20/23) </div>	31 appearances and 23 starts at SCU ... Reached 1,000 career pts at LMU (1/4) ... Season-high 29 pts and tied school record with 9 treys vs. SJSU (12/20)... Named WCC POTW after averaging 23.5 ppg in 21 min. against Utah Tech and Saint Francis ... 2nd on team with 12.7 ppg ... Five 20-pt games on the year ... 15 pts and 3 reb on the road at Portland (2/29) ... 23 pts on the at SMC (1/31) ... 19 pts (7-9 FG, 3-4 3FG) with 4 reb and 3 ast vs. Pepperdine (1/25) ... Put up 12 pts (4-6 3FG) and 2 rebs at Pacific (1/18) ... 11 pts / 5 reb at Pepperdine ... 16 pts / 5 reb vs. Utah State (12/13) ... Opened season with 22 pts vs. Utah Tech (11/8) ... Followed up with 25 pts (10-12 FG) vs. Saint Francis (11/11) and 20 pts vs. Stanford (11/14) ... First double-double at SCU with 14 pts, 12 reb vs. MVSU (11/20) ... First player since 2007-08 to open a season with three-straight 20-pt games for the Broncos ... 58 career double-digit scoring games, 19 on the season ... Was a two-time all-conference selection at Tennessee State.
		<div> <div>PPG</div> <div>RPG</div> <div>APG</div> <div>FG%</div> <div>3FG</div> <div>FT%</div> </div> <div> 23-24 4.1 4.8 1.7 .433 .288 .800 Career: 4.1 4.8 1.7 .433 .288 .800 Career High: Pts - 17 vs. Pacific (2/15/24) Rebs - 11 at San Francisco (2/10/24) Asts -6 (2x) last vs. Pacific (2/15/24) </div>	Has appeared in all 30 games with six starts this season ... Back-to-back double-doubles at USF and vs. Pacific ... Career-high 17 pts, 10 reb and 6 ast vs. Pacific ... Career-high 11 reb with 10 pts at USF (2/10) in first collegiate start ... 10 reb and career-high 6 ast vs. USD (2/3) ... Avg. 11 pts, 10.3 reb and 5.3 ast over last three games ... Has posted at least 6 reb and 3 ast in each of last seven games ... Scored 8 pts vs. Duquesne (12/23) ... Back-to-back 9 pts vs. Oregon (11/24) and Menlo (11/29) ... Also tallied 7 reb vs. the Ducks ... Suffered a season-ended injury prior to start of last season (22-23) forcing him to sit out as a redshirt.
44	Jake Ensminger RFr. • G • 6-9 • 205 Ulm, Germany (Ratiopharm Ulm)	<div> <div>PPG</div> <div>RPG</div> <div>APG</div> <div>FG%</div> <div>3FG</div> <div>FT%</div> </div> <div> 23-24 4.1 4.8 1.7 .433 .288 .800 Career: 4.1 4.8 1.7 .433 .288 .800 Career High: Pts - 17 vs. Pacific (2/15/24) Rebs - 11 at San Francisco (2/10/24) Asts -6 (2x) last vs. Pacific (2/15/24) </div>	Has appeared in all 30 games with six starts this season ... Back-to-back double-doubles at USF and vs. Pacific ... Career-high 17 pts, 10 reb and 6 ast vs. Pacific ... Career-high 11 reb with 10 pts at USF (2/10) in first collegiate start ... 10 reb and career-high 6 ast vs. USD (2/3) ... Avg. 11 pts, 10.3 reb and 5.3 ast over last three games ... Has posted at least 6 reb and 3 ast in each of last seven games ... Scored 8 pts vs. Duquesne (12/23) ... Back-to-back 9 pts vs. Oregon (11/24) and Menlo (11/29) ... Also tallied 7 reb vs. the Ducks ... Suffered a season-ended injury prior to start of last season (22-23) forcing him to sit out as a redshirt.
		<div> <div>PPG</div> <div>RPG</div> <div>APG</div> <div>FG%</div> <div>3FG</div> <div>FT%</div> </div> <div> 23-24 4.1 4.8 1.7 .433 .288 .800 Career: 4.1 4.8 1.7 .433 .288 .800 Career High: Pts - 17 vs. Pacific (2/15/24) Rebs - 11 at San Francisco (2/10/24) Asts -6 (2x) last vs. Pacific (2/15/24) </div>	Has appeared in all 30 games with six starts this season ... Back-to-back double-doubles at USF and vs. Pacific ... Career-high 17 pts, 10 reb and 6 ast vs. Pacific ... Career-high 11 reb with 10 pts at USF (2/10) in first collegiate start ... 10 reb and career-high 6 ast vs. USD (2/3) ... Avg. 11 pts, 10.3 reb and 5.3 ast over last three games ... Has posted at least 6 reb and 3 ast in each of last seven games ... Scored 8 pts vs. Duquesne (12/23) ... Back-to-back 9 pts vs. Oregon (11/24) and Menlo (11/29) ... Also tallied 7 reb vs. the Ducks ... Suffered a season-ended injury prior to start of last season (22-23) forcing him to sit out as a redshirt.

2023-24 Season & Career Highs



0
Brenton Knapper
nap-ur
Nickname: BK
 6-0 • 170 • R-So. • G
 Ontario, Calif.
 Colony HS

SEASON AND CAREER HIGHS		
2023-24 Season	Category	Career
16 vs. Gonzaga, 1/11/24	Points	16 vs. Gonzaga, 1/11/24
6 vs. LMU, 2/22/24	FGs	6 vs. LMU, 2/22/24
11 vs. LMU, 2/22/24	FGAs	11 vs. LMU, 2/22/24
4 vs. Gonzaga, 1/11/24	3FGs	4 vs. Gonzaga, 1/11/24
6 vs. Gonzaga, 1/11/24	3FGAs	7 vs. Menlo, 1/23/22
2 (multiple times)	FTs	5 at USF, 2/4/23
3 (2x) last vs. Gonzaga, 1/11/24	FTAs	5 at USF, 2/4/23
9 at Pepperdine, 1/6/24	Rebounds	9 at Pepperdine, 1/6/24
4 (2x) last at Gonzaga, 2/24/24	Assists	5 (2x), last vs. Pepperdine, 2/23/23
2 vs. LMU, 2/22/24	Steals	2 (3x) last vs. LMU, 2/22/24
1 (multiple times)	Blocks	1 (multiple times)
30 at Pepperdine, 1/6/24	Minutes	30 at Pepperdine, 1/6/24



1
Tyeree Bryan
 6-5 • 205 • Jr. • G
 Orlando, Fla.
 Olympia HS
 Charleston Southern

SEASON AND CAREER HIGHS		
2023-24 Season	Category	Career
18 vs. Portland, 1/20/24	Points	23 (2x), last vs. Winthrop, 2/18/23#
6 vs. Portland, 1/20/24	FGs	9 (2x), last vs. Winthrop, 2/18/23#
15 at Cal, 12/2/23	FGAs	15 (2x) last at Cal, 12/2/23
6 (2x) last at San Diego, 2/17/24	3FGs	6 (2x) last at San Diego, 2/17/24
8 (2x) last vs. Portland, 1/20/24	3FGAs	9 vs. Winthrop, 2/18/23#
5 vs. Washington State, 12/16/23	FTs	5 (2x) last vs. Washington State, 12/16/23
6 vs. Washington State, 12/16/23	FTAs	6 vs. Washington State, 12/16/23
9 vs. Yale, 12/30/23	Rebounds	11 vs. Presbyterian, 1/7/23#
3 at Pacific, 1/18/24	Assists	5 vs. High Point, 1/11/23#
1 (multiple times)	Steals	2 (3x), last vs. High Point, 3/1/23#
2 vs. Washington State, 12/16/23	Blocks	2 (2x) last vs. Washington State, 12/16/23
34 at USF, 2/10/24	Minutes	

#Charleston Southern



2
Christian Hammond
 6-4 • 180 • Fr. • G
 Denver, Colo.
 Dream City Christian HS (Ariz.)

SEASON AND CAREER HIGHS		
2023-24 Season	Category	Career
7 (3x) last vs. New Mexico, 12/9/23	Points	
3 (3x) last vs. New Mexico, 12/9/23	FGs	
7 (2x) last vs. New Mexico, 12/9/23	FGAs	
1 (3x) last vs. New Mexico, 12/9/23	3FGs	
3 (3x) last vs. Pacific, 2/15/24	3FGAs	
6 vs. Pepperdine, 1/25/24	FTs	
6 vs. Pepperdine, 1/25/24	FTAs	
6 vs. Pacific, 2/15/24	Rebounds	
3 vs. New Mexico, 12/9/23	Assists	
2 vs. MVSU, 11/20/23	Steals	
1 vs. Saint Francis, 11/11/23	Blocks	
29 vs. Pacific, 2/15/24	Minutes	



3
Kosy Akametu
ak-uh-meh-to
Nickname: Kos
 6-5 • 210 • So. • G
 Carson, Calif.
 King Drew HS

SEASON AND CAREER HIGHS		
2023-24 Season	Category	Career
6 vs. New Mexico, 12/9/23	Points	10 vs. UCF, 11/20/22
2 (2x) last vs. New Mexico, 12/9/23	FGs	4 vs. UCF, 11/20/22
5 vs. Saint Francis, 11/11/23	FGAs	10 vs. UCF, 11/20/22
	3FGs	1 vs. UCF, 11/20/22
1 vs. Saint Francis, 11/11/23	3FGAs	4 vs. UCF, 11/20/22
2 (2x) last vs. Utah State, 12/13/23	FTs	4 at Utah State, 11/14/22
2 (3x) last vs. Utah State, 12/13/23	FTAs	4 (2x), last vs. DePaul, 11/18/22
5 vs. New Mexico, 12/9/23	Rebounds	7 at Pacific, 1/14/23
2 vs. Saint Francis, 11/11/23	Assists	2 (2x), last vs. Saint Francis, 11/11/23
1 vs. Utah State, 12/13/23	Steals	1 (3x) last vs. Utah State, 12/13/23
	Blocks	1 UCF, 11/20/22
14 vs. Saint Francis, 11/11/23	Minutes	20 at Pacific, 1/14/23

2023-24 Season & Career Highs



4 Adama-Alpha Bal *ah-dah-ma alpha ball*

6-7 • 190 • Jr. • G
Le Mans, France
CFBB Academy
University of Arizona

SEASON AND CAREER HIGHS

2023-24 Season	Category	Career
28 at Pepperdine, 1/6/24	Points	28 at Pepperdine, 1/6/24
10 vs. Oregon, 11/24/23	FGs	10 vs. Oregon, 11/24/23
19 (2x), last at Portland, 2/29/24	FGAs	19 (2x), last at Portland, 2/29/24
6 at Portland, 2/29/24	3FGs	6 at Portland, 2/29/24
13 at Portland, 2/29/24	3FGAs	13 at Portland, 2/29/24
12 at Pepperdine, 1/6/24	FTs	12 at Pepperdine, 1/6/24
12 at Pepperdine, 1/6/24	FTAs	12 at Pepperdine, 1/6/24
7 at Cal, 12/2/23	Rebounds	7 at Cal, 12/2/23
9 vs. Portland, 1/20/24	Assists	9 vs. Portland, 1/20/24
3 (2x) last vs. Gonzaga, 1/11/24	Steals	3 (2x) last vs. Gonzaga, 1/11/24
1 (2x), last vs. Oregon, 11/24/23	Blocks	1 (multiple times)
42 at Portland, 2/29/24	Minutes	
#Arizona		



10 Francisco Caffaro *Caf-uh-row*

7-1 • 242 • Grad • C
Santa Fe, Argentina
NBA Global Academy
University of Virginia

SEASON AND CAREER HIGHS

2023-24 Season	Category	Career
13 vs. Utah Tech, 11/8/23	Points	16 vs. Virginia Tech, 1/12/22#
5 (2x) last at Gonzaga, 2/24/24	FGs	5 (multiple times)
7 vs. Saint Francis, 11/11/23	FGAs	9 (2x), last at Notre Dame, 1/29/22#
	3FGs	
	3FGAs	
9 vs. Utah Tech, 11/8/23	FTs	9 vs. Utah Tech, 11/8/23
11 vs. Utah Tech, 11/8/23	FTAs	11 vs. Utah Tech, 11/8/23
9 vs. MVSU, 11/20/23	Rebounds	12 at Notre Dame, 1/29/22#
5 vs. Utah State, 12/13/23	Assists	5 vs. Utah State, 12/13/23
3 vs. Pepperdine, 1/25/24	Steals	3 vs. Pepperdine, 1/25/24
2 vs. Utah Tech, 11/8/23	Blocks	2 (3x), last vs. Utah Tech, 11/8/23
28 vs. Utah Tech, 11/8/23	Minutes	
#Virginia		



12 Bukky Oboye *Boo-key Oh-BOW-yay*

7-1 • 200 • Fr. • C
Houston, Texas
Clements HS

SEASON AND CAREER HIGHS

2023-24 Season	Category	Career
	Points	
	FGs	
2 vs. MVSU, 11/20/23	FGAs	
	3FGs	
2 vs. MVSU, 11/20/23	3FGAs	
	FTs	
	FTAs	
1 (2x) last vs. MVSU, 11/20/23	Rebounds	
	Assists	
	Steals	
1 vs. MVSU, 11/20/23	Blocks	
4 (2x) last vs. MVSU, 11/20/23	Minutes	



13 Christoph Tilly *Til-E*

7-0 • 225 • So. • C
Berlin, Germany
Alba Berlin

SEASON AND CAREER HIGHS

2023-24 Season	Category	Career
22 vs. Portland, 1/20/24	Points	22 vs. Portland, 1/20/24
10 (2x) last vs. Portland, 1/20/24	FGs	10 (2x) last vs. Portland, 1/20/24
14 vs. SLU, 11/18/23	FGAs	14 vs. SLU, 11/18/23
1 (multiple times)	3FGs	1 (multiple times)
1 (multiple times)	3FGAs	1 (multiple times)
5 at Gonzaga, 2/24/24	FTs	5 (3x) last at Gonzaga, 2/24/24
8 vs. Oregon, 11/24/23	FTAs	8 vs. Oregon, 11/24/23
8 (2x) last at Gonzaga, 2/24/24	Rebounds	8 (3x) last at Gonzaga, 2/24/24
6 vs. Pepperdine, 1/25/24	Assists	6 vs. Pepperdine, 1/25/24
4 vs. SLU, 11/18/23	Steals	4 vs. SLU, 11/18/23
4 vs. Yale, 12/30/23	Blocks	4 vs. Yale, 12/30/23
31 vs. SLU, 11/18/23	Minutes	

2023-24 Season & Career Highs



14
Johnny O'Neil
 6-10 • 205 • Jr. • F
 Miami Shores, Fla.
 Chaminade-Madonna
 College Prep
 American University

SEASON AND CAREER HIGHS		
2023-24 Season	Category	Career
23 at Pacific, 1/18/24	Points	23 at Pacific, 1/18/24
8 at Pacific, 1/18/24	FGs	9, vs. Loyola Maryland, 1/2/23#
21 vs. San Diego, 2/3/24	FGAs	21 vs. San Diego, 2/3/24
6 at Pacific, 1/18/24	3FGs	6 at Pacific, 1/18/24
12 vs. San Diego, 2/3/24	3FGAs	12 (2x) last vs. San Diego, 2/3/24
5 vs. San Diego, 2/3/24	FTs	6, vs. William and Mary, 11/16/22#
7 vs. San Diego, 2/3/24	FTAs	7 vs. San Diego, 2/3/24
12 vs. San Diego, 2/3/24	Rebounds	12 (2x) last vs. San Diego, 2/3/24
5 vs. Pacific, 2/15/24	Assists	4, multiple times
3 (3x) last at Gonzaga, 2/24/24	Steals	4 (2x), last at Lafayette, 3/5/23
3 (2x) last vs. Yale, 12/30/23	Blocks	6, at Navy, 1/16/21#
36 vs. Washington State, 12/16/23	Minutes	
#American		



15
Jalen Benjamin
 5-11 • 160 • Grad • G
 Raleigh, N.C.
 Meadowcreek HS (Ga.)
 Mount St. Mary's

SEASON AND CAREER HIGHS		
2023-24 Season	Category	Career
23 at San Diego, 2/17/24	Points	29 vs. Southern Miss, 1/23/20#
6 vs. Menlo, 11/29/23	FGs	11 vs. Iona, 3/8/23*
11 vs. Utah Tech, 11/8/23	FGAs	22 (2x), last vs. Iona, 3/8/23*
4 vs. Menlo, 11/29/23	3FGs	6 (3x), last vs. Washington Col., 11/11/21*
7 vs. Menlo, 11/29/23	3FGAs	13 vs. Southern Miss, 1/8/21#
10 at San Diego, 2/17/24	FTs	13 vs. Iona, 2/24/23*
11 at San Diego, 2/17/24	FTAs	14 vs. Iona, 2/24/23*
3 (3x) last vs. Menlo, 11/29/23	Rebounds	7 (3x), last vs. Siena, 2/10/23*
6 at San Diego, 2/17/24	Assists	12 vs. Canisius, 2/19/23*
2 vs. Oregon, 11/24/23	Steals	3 (2x), last vs. McDaniel, 11/15/22*
	Blocks	1, multiple times
34 vs. Menlo, 11/29/23	Minutes	
#UAB, *Mount St. Mary's		



20
Luke McEldon
 6-10 • 240 • Fr. • F
 London, England
 Cushing Academy (Mass.)

SEASON AND CAREER HIGHS		
2023-24 Season	Category	Career
6 vs. MVSU, 11/20/23	Points	
3 vs. MVSU, 11/20/23	FGs	
4 vs. MVSU, 11/20/23	FGAs	
	3FGs	
	3FGAs	
2 vs. Pepperdine, 1/25/24	FTs	
2 (2x) last vs. Pepperdine, 1/25/24	FTAs	
3 (2x) last vs. Pacific, 2/15/24	Rebounds	
3 vs. Saint Mary's, 1/13/24	Assists	
1 (2x) last vs. Washington State, 12/16/23	Steals	
1 (2x) last vs. Duquesne, 12/23/23	Blocks	
10 vs. Washington State, 12/16/23	Minutes	



21
Camaron Tongue
 6-7 • 220 • Jr. • F
 Medfield, Mass.
 The Rivers School


SEASON AND CAREER HIGHS		
2023-24 Season	Category	Career
16 vs. New Mexico, 12/9/23	Points	16 vs. New Mexico, 12/9/23
6 vs. New Mexico, 12/9/23	FGs	6 (2x) last vs. New Mexico, 12/9/23
9 vs. New Mexico, 12/9/23	FGAs	9 (4x), last vs. New Mexico, 12/9/23
1(3x) last vs. Utah State, 12/13/23	3FGs	2 vs. Eastern Washington, 11/7/22
1(3x) last vs. Utah State, 12/13/23	3FGAs	3 vs. Eastern Washington, 11/7/22
4 at Saint Mary's, 1/31/24	FTs	5 at Gonzaga, 2/2/23
4 (multiple times)	FTAs	6 at Gonzaga, 2/2/23
9 vs. Pacific, 2/15/24	Rebounds	10 vs. Pepperdine, 2/23/23
2 (3x) last at USF, 2/10/24	Assists	3 (2x), last vs. San Diego, 2/9/23
2 vs. Menlo, 11/29/23	Steals	2 (2x) last vs. Menlo, 11/29/23
1 vs. Menlo, 11/29/23	Blocks	2 at Boise State, 12/14/21
26 vs. Pacific, 2/15/24	Minutes	

2023-24 Season & Career Highs



22
Carlos Marshall, Jr.
 6-6 • 205 • Grad • G
 Memphis, Tenn.
 Southwind HS
 Tennessee State

SEASON AND CAREER HIGHS		
2023-24 Season	Category	Career
29 at SJSU, 12/20/23	Points	29 at SJSU, 12/20/23
10 (2x) last at SJSU, 12/20/23	FGs	10 (2x) last at SJSU, 12/20/23
19 at SJSU, 12/20/23	FGAs	19 at SJSU, 12/20/23
9 at SJSU, 12/20/23	3FGs	9 at SJSU, 12/20/23
14 at SJSU, 12/20/23	3FGAs	14 at SJSU, 12/20/23
6 vs. Duquesne, 12/23/23	FTs	8 (3x), last at Eastern Ill., 1/29/22#
6 (multiple times)	FTAs	9 (3x), last at Eastern Ill., 1/29/22#
12 vs. MVSU, 11/20/23	Rebounds	13 at Jacksonville State, 1/30/20#
6 at SJSU, 12/20/23	Assists	6 (2x) last at SJSU, 12/20/23
4 at Stanford, 11/14/23	Steals	5 vs. Morehead State, 3/4/20#
2 vs. Yale, 12/30/23	Blocks	2 (3x) last vs. Yale, 12/30/23
35 vs. Duquesne, 12/23/23	Minutes	
#Tennessee State		



44
Jake Ensminger
 6-9 • 205 • R-Fr. • G
 Ulm, Germany
 Ratiopharm Ulm

SEASON AND CAREER HIGHS		
2023-24 Season	Category	Career
17 vs. Pacific, 2/15/24	Points	
5 vs. Pacific, 2/15/24	FGs	
10 vs. Pacific, 2/15/24	FGAs	
2 vs. Portland, 1/20/24	3FGs	
5 vs. Pacific, 2/15/24	3FGAs	
6 vs. Pacific, 2/15/24	FTs	
7 vs. Pacific, 2/15/24	FTAs	
11 at USF, 2/10/24	Rebounds	
6 (2x) last vs. Pacific, 2/15/24	Assists	
2 (2x) last vs. San Diego, 2/3/24	Steals	
1 (2x) last vs. Pacific, 2/15/24	Blocks	
37 at USF, 2/10/24	Minutes	

Team/Opponent Highs & Lows

	High	Low
Points		
SCU	106 vs. Menlo (11/29/23)	49 vs. Saint Mary's (1/13/24)
Opp.	94 at Gonzaga (2/24/24)	39 vs. MVSU (11/20/23)
FG Made		
SCU	39 vs. Menlo (11/29/23)	18 (2x) last at USF (2/10/24)
Opp.	34 at Gonzaga, 2/24/24	15 vs. MVSU (11/20/23)
FG Attempts		
SCU	74 at Portland (2/29/24)	48 vs. Saint Mary's (1/13/24)
Opp.	75 vs. Utah State (12/13/23)	49 at Saint Mary's (1/31/24)
FG Percentage		
SCU	.582 vs. Pepperdine (1/25/24)	.318 vs. San Diego (2/3/24)
Opp.	.567 at Gonzaga, 2/24/24	.254 vs. MVSU (11/20/23)
3PT Made		
SCU	17 vs. Menlo (11/29/23)	3 vs. Saint Mary's (1/13/24)
Opp.	14 vs. Portland (1/20/24)	2 (3x) last vs. LMU (2/22/24)
3PT Attempts		
SCU	39 (2x) last vs. Portland (1/20/24)	11 vs. Saint Mary's (1/13/24)
Opp.	36 vs. Oregon (11/24/23)	12 vs. MVSU (11/20/23)
3PT Percentage		
SCU	.586 vs. Menlo (11/29/23)	.138 vs. San Diego (2/3/24)
Opp.	.500 (2x) last at Gonzaga, 2/24/24	.100 vs. Gonzaga (1/11/24)
FT Made		
SCU	26 vs. New Mexico (12/9/23)	4 vs. LMU (2/22/24)
Opp.	28 at USF (2/10/24)	5 vs. LMU (2/22/24)
FT Attempts		
SCU	30 vs. New Mexico (12/9/23)	10 (4x) last at Portland (2/29/24)
Opp.	39 at Saint Mary's (1/31/24)	7 vs. Saint Mary's (1/13/24)
FT Percentage		
SCU	1.000 vs. Stanford (11/14/23)	.364 vs. LMU (2/22/24)
Opp.	.947 vs. SE Louisiana (11/18/23)	.471 vs. Yale (12/30/23)
Rebounds		
SCU	56 vs. Pacific, 2/15/24	27 vs. Saint Mary's (1/13/24)
Opp.	45 vs. Yale, 12/30/23	21 (2x) last vs. Pepperdine (1/25/24)
Assists		
SCU	28 vs. Portland (1/20/24)	6 at Pepperdine (1/6/24)
Opp.	22 vs. Ohio State (11/25/23)	6 (5x) last vs. LMU (2/22/24)
Steals		
SCU	9 vs. Menlo (11/29/23)	1 at Portland (2/29/24)
Opp.	18 vs. New Mexico (12/9/23)	2 at Portland (2/29/24)
Blocked Shots		
SCU	8 (2x) last vs. Yale, 12/30/23	0 (4x) last vs. LMU (2/22/24)
Opp.	7 vs. Saint Mary's (1/13/24)	0 (3x) last vs. Portland (1/20/24)
Turnovers		
SCU	26 vs. New Mexico (12/9/23)	4 at Portland (2/29/24)
Opp.	15 (2x) last vs. New Mexico (12/9/23)	5 vs. Pacific (2/15/24)
Fouls		
SCU	27 at Saint Mary's (1/31/24)	12 vs. MVSU (11/20/23)
Opp.	26 vs. New Mexico (12/9/23)	12 vs. Menlo (11/29/23)

Season/Career Superlatives

Double-Digit Scoring Games	2023-24	Career
Jalen Benjamin	3	81
Carlos Marshall, Jr.	19	58
Johnny O'Neil	20	57
Tyeree Bryan	14	31
Adama-Alpha Bal	19	20
Christoph Tilly	11	16
Cam Tongue	6	8
Francisco Caffaro	4	8
Brenton Knapper	3	4
Jake Enslinger	3	3

20-Plus Points	2023-24	Career
Jalen Benjamin	-	18
Carlos Marshall, Jr.	5	14
Adama-Alpha Bal	8	8
Johnny O'Neil	2	4
Tyeree Bryan	-	3
Christoph Tilly	2	2

Double-Digit Reb. Games	2023-24	Career
Johnny O'Neil	4	10
Carlos Marshall, Jr.	2	4
Tyeree Bryan	-	3
Jake Enslinger	4	4
Francisco Caffaro	-	1
Cam Tongue	-	1

Double-Doubles	2023-24	Career
Johnny O'Neil	4	9
Tyeree Bryan	-	2
Carlos Marshall, Jr.	1	2
Jake Enslinger	2	2
Cam Tongue	-	1
Francisco Caffaro	-	1
Jalen Benjamin	-	1

5-Plus Assists	2023-24	Career
Jalen Benjamin	-	23
Adama-Alpha Bal	5	5
Carlos Marshall, Jr.	1	4
Jake Enslinger	4	4
Christoph Tilly	2	2
Brenton Knapper	-	2
Tyeree Bryan	-	1
Francisco Caffaro	1	1
Johnny O'Neil	1	1

3-Plus Blocks	2023-24	Career
Johnny O'Neil	2	13
Christoph Tilly	2	3

3-Plus Steals	2023-24	Career
Johnny O'Neil	3	7
Carlos Marshall, Jr.	1	6
Jalen Benjamin	-	2
Adama-Alpha Bal	2	2
Christoph Tilly	1	1
Francisco Caffaro	1	1

2023-24 Individual Game-By-Game

#0 KNAPPER, Brenton

Opponent	Date	GS	MIN	Total		3-Pointers		Free throws		Rebounds											
				FG-FGA	PCT	3FG-3FGA	PCT	FT-FTA	PCT	OFF	DEF	TOT	AVG	PF	A	TO	BLK	STL	PTS	AVG	
Saint Francis (PA)	11/11/2023		09:29	2-6	.333	0-2	.000	0-0	.000	1	1	2	2.0	0	1	1	0	0	4	4.0	
at Stanford	11/14/2023		08:14	0-1	.000	0-0	.000	0-0	.000	0	1	1	1.5	0	0	1	0	0	0	2.0	
Southeastern La.	11/18/2023		04:14	0-1	.000	0-1	.000	0-0	.000	0	0	0	1.0	0	0	1	0	0	0	1.3	
Mississippi Val.	11/20/2023		09:44	2-3	.667	0-1	.000	0-0	.000	0	0	0	0.8	0	3	0	0	0	4	2.0	
vs New Mexico	12/09/2023		17:56	2-4	.500	2-3	.667	2-2	1.000	0	0	0	0.6	0	0	1	1	0	8	3.2	
Utah St.	12/13/2023	*	18:35	2-4	.500	0-1	.000	0-0	.000	0	1	1	0.7	1	1	3	1	0	4	3.3	
vs Washington St.	12/16/2023	*	13:43	1-5	.200	0-0	.000	0-0	.000	0	1	1	0.7	1	0	2	0	0	2	3.1	
at San Jose St.	12/20/2023	*	22:48	2-4	.500	2-3	.667	0-0	.000	0	3	3	1.0	1	2	0	0	0	6	3.5	
vs Duquesne	12/23/2023	*	20:47	5-9	.556	1-2	.500	1-1	1.000	0	0	0	0.9	2	2	3	0	0	12	4.4	
Yale	12/30/2023	*	14:03	1-3	.333	1-2	.500	0-2	.000	0	2	2	1.0	3	0	1	0	1	3	4.3	
at LMU (CA)	01/04/2024	*	27:27	4-9	.444	0-2	.000	2-2	1.000	1	6	7	1.5	0	0	2	0	1	10	4.8	
at Pepperdine	01/06/2024	*	29:33	3-6	.500	1-4	.250	2-3	.667	1	8	9	2.2	0	0	1	1	0	9	5.2	
Gonzaga	01/11/2024	*	27:32	5-8	.625	4-6	.667	2-3	.667	1	4	5	2.4	0	4	3	1	1	16	6.0	
Saint Mary's (CA)	01/13/2024	*	16:14	2-5	.400	1-3	.333	0-0	.000	0	0	0	2.2	0	2	2	0	0	5	5.9	
Pepperdine	01/25/2024	*	21:22	2-6	.333	1-2	.500	2-2	1.000	0	1	1	2.1	0	2	1	0	0	7	6.0	
at Saint Mary's (CA)	01/31/2024	*	10:44	0-3	.000	0-0	.000	0-0	.000	0	0	0	2.0	1	1	0	0	1	0	5.6	
San Diego	02/03/2024	*	18:50	1-5	.200	0-4	.000	0-0	.000	0	4	4	2.1	0	0	1	0	0	2	5.4	
at San Francisco	02/10/2024	*	15:54	2-5	.400	2-3	.667	0-0	.000	0	2	2	2.1	0	1	0	0	0	6	5.4	
LMU (CA)	02/22/2024	*	27:28	6-11	.545	2-4	.500	1-2	.500	0	4	4	2.2	0	3	0	0	2	15	5.9	
at Gonzaga	02/24/2024	*	24:11	2-8	.250	1-2	.500	0-0	.000	0	2	2	2.2	4	4	0	0	0	5	5.9	
at Portland	02/29/2024	*	31:53	3-10	.300	1-5	.200	0-0	.000	1	2	3	2.2	2	3	0	0	0	7	6.0	
Totals		16	390:42	47-116	.405	19-50	.380	12-17	.706	5	42	47	2.2	15	29	23	4	6	125	6.0	

#1 BRYAN, Tyeree

Opponent	Date	GS	MIN	Total		3-Pointers		Free throws		Rebounds											
				FG-FGA	PCT	3FG-3FGA	PCT	FT-FTA	PCT	OFF	DEF	TOT	AVG	PF	A	TO	BLK	STL	PTS	AVG	
Utah Tech	11/08/2023		25:14	4-6	.667	2-3	.667	1-3	.333	1	3	4	4.0	5	0	1	0	0	11	11.0	
Saint Francis (PA)	11/11/2023		15:32	2-5	.400	0-0	.000	0-0	.000	3	3	6	5.0	1	2	0	0	1	4	7.5	
at Stanford	11/14/2023		27:04	5-9	.556	1-4	.250	0-0	.000	1	3	4	4.7	1	1	0	1	0	11	8.7	
Southeastern La.	11/18/2023		25:54	2-4	.500	0-2	.000	0-0	.000	0	2	2	4.0	3	1	3	1	1	4	7.5	
Mississippi Val.	11/20/2023		15:22	3-6	.500	2-4	.500	2-2	1.000	0	1	1	3.4	0	0	0	0	0	10	8.0	
vs Oregon	11/24/2023		29:34	4-6	.667	1-3	.333	3-4	.750	2	3	5	3.7	1	0	1	0	0	12	8.7	
vs Ohio St.	11/25/2023		25:13	4-10	.400	2-4	.500	0-2	.000	0	1	1	3.3	3	1	1	0	1	10	8.9	
Menlo	11/29/2023		19:09	5-10	.500	3-5	.600	0-0	.000	1	0	1	3.0	1	0	1	0	1	13	9.4	
at California	12/02/2023	*	31:16	5-15	.333	3-8	.375	0-0	.000	2	2	4	3.1	0	0	1	0	0	13	9.8	
vs New Mexico	12/09/2023		16:12	3-5	.600	1-1	1.000	0-2	.000	0	1	1	2.9	3	0	3	1	0	7	9.5	
Utah St.	12/13/2023		30:06	4-7	.571	1-2	.500	2-2	1.000	1	3	4	3.0	0	2	1	0	0	11	9.6	
vs Washington St.	12/16/2023		28:55	2-5	.400	0-0	.000	5-6	.833	0	3	3	3.0	3	1	0	2	0	9	9.6	
at San Jose St.	12/20/2023		23:11	2-6	.333	0-2	.000	0-1	.000	1	4	5	3.2	1	0	1	1	0	4	9.2	
vs Duquesne	12/23/2023		28:22	3-6	.500	0-1	.000	1-1	1.000	0	0	0	2.9	0	1	0	1	1	7	9.0	
Yale	12/30/2023		30:32	5-12	.417	3-6	.500	4-4	1.000	2	7	9	3.3	3	0	0	1	0	17	9.5	
at LMU (CA)	01/04/2024		27:10	1-6	.167	1-3	.333	2-2	1.000	0	4	4	3.4	0	1	1	1	0	5	9.3	
at Pepperdine	01/06/2024		22:13	1-3	.333	0-1	.000	0-0	.000	0	2	2	3.3	2	0	0	0	1	2	8.8	
Gonzaga	01/11/2024		28:17	4-10	.400	2-5	.400	0-0	.000	1	7	8	3.6	2	2	0	0	0	10	8.9	
Saint Mary's (CA)	01/13/2024		27:46	1-5	.200	0-0	.000	0-0	.000	0	2	2	3.5	1	1	0	0	0	2	8.5	
at Pacific	01/18/2024	*	31:59	3-10	.300	1-6	.167	0-0	.000	3	4	7	3.7	0	3	0	0	1	7	8.5	
Portland	01/20/2024	*	33:05	6-9	.667	6-8	.750	0-0	.000	2	2	4	3.7	2	1	0	0	0	18	8.9	
Pepperdine	01/25/2024		17:56	4-5	.800	3-4	.750	0-0	.000	2	0	2	3.6	2	1	1	0	0	11	9.0	
at Saint Mary's (CA)	01/31/2024		19:51	1-5	.200	0-1	.000	0-0	.000	2	0	2	3.5	2	0	0	0	0	2	8.7	
at San Francisco	02/10/2024	*	33:49	4-9	.444	1-3	.333	2-4	.500	0	0	0	3.4	1	0	0	0	0	11	8.8	
Pacific	02/15/2024	*	28:49	4-9	.444	2-4	.500	0-0	.000	2	5	7	3.5	0	1	1	0	0	10	8.8	
at San Diego	02/17/2024	*	29:19	2-9	.222	1-6	.167	0-0	.000	0	3	3	3.5	1	0	0	0	0	5	8.7	
LMU (CA)	02/22/2024		21:11	4-9	.444	1-2	.500	0-0	.000	2	4	6	3.6	4	0	0	0	0	9	8.7	
at Gonzaga	02/24/2024		17:48	1-5	.200	0-1	.000	0-0	.000	2	1	3	3.6	1	0	0	0	0	2	8.5	
at Portland	02/29/2024		30:36	4-9	.444	0-1	.000	0-0	.000	4	4	8	3.7	3	1	1	0	0	8	8.4	
Totals		6	741:24	93-215	.433	37-90	.411	22-33	.667	34	74	108	3.7	46	20	17	9	7	245	8.4	

2023-24 Individual Game-By-Game

#2 HAMMOND, Christian

Opponent	Date	GS	MIN	Total		3-Pointers		Free throws		Rebounds				PF	A	TO	BLK	STL	PTS	AVG
				FG-FGA	PCT	3FG-3FGA	PCT	FT-FTA	PCT	OFF	DEF	TOT	AVG							
Utah Tech	11/08/2023		04:29	0-0	.000	0-0	.000	0-0	.000	0	1	1	1.0	0	2	1	0	0	0	0.0
Saint Francis (PA)	11/11/2023		18:00	1-5	.200	0-3	.000	1-2	.500	0	0	0	0.5	2	1	0	1	1	3	1.5
at Stanford	11/14/2023		03:02	0-0	.000	0-0	.000	0-0	.000	0	0	0	0.3	0	0	0	0	0	0	1.0
Mississippi Val.	11/20/2023		19:45	3-7	.429	1-3	.333	0-0	.000	0	1	1	0.5	1	1	0	0	2	7	2.5
vs Oregon	11/24/2023		11:56	0-3	.000	0-1	.000	2-2	1.000	0	4	4	1.2	0	0	0	0	0	2	2.4
vs Ohio St.	11/25/2023		09:11	2-2	1.000	0-0	.000	0-0	.000	0	1	1	1.2	1	0	1	0	0	4	2.7
Menlo	11/29/2023		18:00	3-6	.500	1-1	1.000	0-0	.000	0	1	1	1.1	1	2	2	0	1	7	3.3
vs New Mexico	12/09/2023		12:58	3-7	.429	1-2	.500	0-0	.000	0	1	1	1.1	2	3	1	0	1	7	3.8
Saint Mary's (CA)	01/13/2024		08:14	1-1	1.000	0-0	.000	0-0	.000	0	0	0	1.0	0	1	0	0	0	2	3.6
at Pacific	01/18/2024		13:44	2-3	.667	0-1	.000	0-1	.000	0	2	2	1.1	2	0	0	0	0	4	3.6
Portland	01/20/2024		03:24	1-1	1.000	0-0	.000	0-0	.000	0	1	1	1.1	0	0	0	0	0	2	3.5
Pepperdine	01/25/2024		10:02	0-0	.000	0-0	.000	6-6	1.000	0	3	3	1.3	1	0	0	0	0	6	3.7
at Saint Mary's (CA)	01/31/2024		05:53	0-1	.000	0-0	.000	0-0	.000	0	0	0	1.2	1	0	0	0	0	0	3.4
San Diego	02/03/2024		11:28	1-4	.250	0-1	.000	0-0	.000	1	2	3	1.3	1	0	2	0	1	2	3.3
at San Francisco	02/10/2024		11:51	1-3	.333	0-0	.000	0-0	.000	1	1	2	1.3	3	0	0	0	0	2	3.2
Pacific	02/15/2024	*	25:40	1-6	.167	0-3	.000	3-4	.750	1	5	6	1.6	1	2	2	0	1	5	3.3
at San Diego	02/17/2024	*	12:13	1-2	.500	0-0	.000	0-0	.000	0	2	2	1.6	2	1	4	0	0	2	3.2
Totals		2	199:49	20-51	.392	3-15	.200	12-15	.800	3	25	28	1.6	18	13	13	1	7	55	3.2

#4 BAL, Adama

Opponent	Date	GS	MIN	Total		3-Pointers		Free throws		Rebounds				PF	A	TO	BLK	STL	PTS	AVG
				FG-FGA	PCT	3FG-3FGA	PCT	FT-FTA	PCT	OFF	DEF	TOT	AVG							
Utah Tech	11/08/2023	*	30:28	6-12	.500	2-6	.333	3-4	.750	0	6	6	6.0	2	3	5	1	2	17	17.0
Saint Francis (PA)	11/11/2023	*	22:31	1-4	.250	1-3	.333	0-0	.000	0	5	5	5.5	0	4	0	0	0	3	10.0
at Stanford	11/14/2023	*	35:15	7-15	.467	3-6	.500	6-6	1.000	0	6	6	5.7	2	1	1	0	1	23	14.3
Southeastern La.	11/18/2023	*	35:01	3-7	.429	2-5	.400	1-2	.500	0	1	1	4.5	1	3	3	0	2	9	13.0
Mississippi Val.	11/20/2023	*	21:07	4-8	.500	0-4	.000	0-1	.000	0	1	1	3.8	3	1	2	0	0	8	12.0
vs Oregon	11/24/2023	*	36:13	10-14	.714	2-5	.400	3-3	1.000	1	4	5	4.0	3	3	0	1	1	25	14.2
vs Ohio St.	11/25/2023	*	29:50	4-13	.308	1-4	.250	4-5	.800	1	1	2	3.7	3	2	2	0	0	13	14.0
Menlo	11/29/2023	*	16:59	3-5	.600	3-3	1.000	4-4	1.000	0	3	3	3.6	2	4	2	0	2	13	13.9
at California	12/02/2023	*	35:40	8-19	.421	3-9	.333	3-3	1.000	2	5	7	4.0	2	4	2	1	2	22	14.8
vs New Mexico	12/09/2023	*	28:08	2-4	.500	1-3	.333	8-8	1.000	0	4	4	4.0	1	5	4	0	3	13	14.6
Utah St.	12/13/2023	*	33:30	7-10	.700	2-4	.500	2-3	.667	0	4	4	4.0	2	3	4	0	0	18	14.9
vs Washington St.	12/16/2023	*	36:11	6-9	.667	3-4	.750	8-8	1.000	0	1	1	3.8	2	2	4	0	0	23	15.6
at San Jose St.	12/20/2023	*	36:17	4-7	.571	1-3	.333	5-6	.833	0	2	2	3.6	4	5	2	0	0	14	15.5
vs Duquesne	12/23/2023	*	25:49	5-8	.625	1-2	.500	8-11	.727	0	3	3	3.6	4	2	1	0	2	19	15.7
Yale	12/30/2023	*	35:25	1-8	.125	0-3	.000	0-0	.000	0	3	3	3.5	3	5	4	0	0	2	14.8
at LMU (CA)	01/04/2024	*	33:32	8-18	.444	5-9	.556	0-0	.000	0	4	4	3.6	1	3	1	0	1	21	15.2
at Pepperdine	01/06/2024	*	35:09	7-13	.538	2-5	.400	12-12	1.000	1	0	1	3.4	1	1	2	0	1	28	15.9
Gonzaga	01/11/2024	*	34:26	7-16	.438	2-7	.286	1-3	.333	0	3	3	3.4	0	6	2	0	3	17	16.0
Saint Mary's (CA)	01/13/2024	*	26:47	1-9	.111	0-1	.000	2-2	1.000	2	1	3	3.4	2	2	3	0	0	4	15.4
at Pacific	01/18/2024	*	29:24	3-11	.273	1-7	.143	5-6	.833	0	1	1	3.3	1	1	3	0	0	12	15.2
Portland	01/20/2024	*	35:46	6-15	.400	1-8	.125	2-2	1.000	0	2	2	3.2	3	9	0	1	1	15	15.2
Pepperdine	01/25/2024	*	29:11	9-11	.818	2-4	.500	3-5	.600	0	4	4	3.2	3	3	1	0	0	23	15.5
at Saint Mary's (CA)	01/31/2024	*	31:48	6-15	.400	3-7	.429	3-5	.600	0	1	1	3.1	3	2	4	1	2	18	15.7
San Diego	02/03/2024	*	33:19	1-8	.125	1-4	.250	2-2	1.000	1	1	2	3.1	3	4	2	0	0	5	15.2
LMU (CA)	02/22/2024	*	29:18	0-8	.000	0-4	.000	0-0	.000	1	1	2	3.0	2	3	1	0	2	0	14.6
at Gonzaga	02/24/2024	*	23:06	2-7	.286	1-4	.250	3-4	.750	0	3	3	3.0	5	2	4	0	0	8	14.3
at Portland	02/29/2024	*	41:19	8-19	.421	6-13	.462	0-0	.000	0	3	3	3.0	4	3	1	0	0	22	14.6
Totals		27	841:29	129-293	.440	49-137	.358	88-105	.838	9	73	82	3.0	62	86	60	5	25	395	14.6

2023-24 Individual Game-By-Game

#10 CAFFARO, Francisco

Opponent	Date	GS	MIN	Total		3-Pointers		Free throws		Rebounds				Pf	A	TO	BLK	STL	PTS	AVG
FG-FGA	PCT	3FG-3FGA	PCT	FT-FTA	PCT	OFF	DEF	TOT	AVG											
Utah Tech	11/08/2023		28:24	2-2	1.000	0-0	.000	9-11	.818	2	6	8	8.0	2	2	2	2	1	13	13.0
Saint Francis (PA)	11/11/2023		14:32	5-7	.714	0-0	.000	0-1	.000	3	2	5	6.5	1	3	0	1	0	10	11.5
at Stanford	11/14/2023		21:31	1-5	.200	0-0	.000	0-0	.000	3	2	5	6.0	1	4	1	0	0	2	8.3
Southeastern La.	11/18/2023		17:04	3-4	.750	0-0	.000	2-4	.500	1	2	3	5.3	4	2	1	0	0	8	8.3
Mississippi Val.	11/20/2023		15:10	1-3	.333	0-0	.000	3-5	.600	5	4	9	6.0	1	4	0	1	0	5	7.6
vs Oregon	11/24/2023		17:28	2-4	.500	0-0	.000	0-0	.000	1	2	3	5.5	2	3	1	0	1	4	7.0
vs Ohio St.	11/25/2023		18:33	0-0	.000	0-0	.000	0-0	.000	2	3	5	5.4	0	0	2	0	0	0	6.0
Menlo	11/29/2023		15:27	2-4	.500	0-0	.000	1-2	.500	4	1	5	5.4	0	4	1	0	0	5	5.9
at California	12/02/2023		19:25	2-4	.500	0-0	.000	1-3	.333	5	3	8	5.7	1	0	1	0	0	5	5.8
vs New Mexico	12/09/2023	*	17:59	0-1	.000	0-0	.000	4-4	1.000	1	3	4	5.5	1	2	0	0	0	4	5.6
Utah St.	12/13/2023		19:60	1-2	.500	0-0	.000	1-2	.500	1	1	2	5.2	3	5	3	0	1	3	5.4
vs Washington St.	12/16/2023	*	14:55	0-1	.000	0-0	.000	0-0	.000	2	1	3	5.0	0	0	1	0	0	0	4.9
at San Jose St.	12/20/2023	*	16:08	2-4	.500	0-0	.000	0-1	.000	2	2	4	4.9	3	2	3	1	0	4	4.8
vs Duquesne	12/23/2023	*	17:59	3-3	1.000	0-0	.000	2-4	.500	2	2	4	4.9	3	1	2	0	0	8	5.1
Yale	12/30/2023		16:45	2-3	.667	0-0	.000	0-3	.000	3	3	6	4.9	1	0	2	0	2	4	5.0
at LMU (CA)	01/04/2024		12:53	0-0	.000	0-0	.000	0-0	.000	2	3	5	4.9	1	1	1	1	0	0	4.7
at Pepperdine	01/06/2024		01:17	0-0	.000	0-0	.000	0-0	.000	0	0	0	4.6	0	0	0	0	0	0	4.4
Gonzaga	01/11/2024		16:12	1-1	1.000	0-0	.000	1-2	.500	2	0	2	4.5	4	3	0	1	0	3	4.3
Saint Mary's (CA)	01/13/2024		17:52	2-2	1.000	0-0	.000	1-2	.500	2	3	5	4.5	0	0	0	0	0	5	4.4
at Pacific	01/18/2024		20:03	2-3	.667	0-0	.000	4-4	1.000	1	2	3	4.5	1	1	1	0	0	8	4.6
Portland	01/20/2024		09:14	0-0	.000	0-0	.000	1-2	.500	1	1	2	4.3	5	1	1	1	0	1	4.4
Pepperdine	01/25/2024		11:46	0-0	.000	0-0	.000	2-4	.500	0	1	1	4.2	1	1	1	1	3	2	4.3
at Saint Mary's (CA)	01/31/2024	*	11:37	1-1	1.000	0-0	.000	2-2	1.000	2	0	2	4.1	1	1	2	1	0	4	4.3
San Diego	02/03/2024		09:47	1-1	1.000	0-0	.000	0-0	.000	1	1	2	4.0	1	0	0	0	0	2	4.2
at San Francisco	02/10/2024		17:38	1-1	1.000	0-0	.000	1-1	1.000	1	1	2	3.9	4	0	3	0	0	3	4.1
Pacific	02/15/2024		14:18	3-4	.750	0-0	.000	4-4	1.000	3	3	6	4.0	3	0	0	1	0	10	4.3
at San Diego	02/17/2024		12:04	2-3	.667	0-0	.000	1-2	.500	1	3	4	4.0	0	1	2	0	0	5	4.4
LMU (CA)	02/22/2024		20:25	1-3	.333	0-0	.000	0-2	.000	1	3	4	4.0	2	1	0	0	1	2	4.3
at Gonzaga	02/24/2024		20:21	5-5	1.000	0-0	.000	0-0	.000	4	1	5	4.0	3	0	2	1	1	10	4.5
at Portland	02/29/2024		08:17	2-2	1.000	0-0	.000	0-0	.000	0	0	0	3.9	0	0	0	0	0	4	4.5
Totals		5	475:02	47-73	.644	0-0	.000	40-65	.615	58	59	117	3.9	49	42	33	12	10	134	4.5

2023-24 Individual Game-By-Game

#13 TILLY, Christoph

Opponent	Date	GS	MIN	Total		3-Pointers		Free throws		Rebounds											
				FG-FGA	PCT	3FG-3FGA	PCT	FT-FTA	PCT	OFF	DEF	TOT	AVG	PF	A	TO	BLK	STL	PTS	AVG	
Utah Tech	11/08/2023	*	15:39	0-2	.000	0-0	.000	2-2	1.000	1	2	3	3.0	4	1	2	2	0	2	2.0	
Saint Francis (PA)	11/11/2023	*	14:48	4-5	.800	0-0	.000	0-0	.000	2	2	4	3.5	2	2	2	0	1	8	5.0	
at Stanford	11/14/2023	*	15:50	4-8	.500	0-0	.000	0-0	.000	3	3	6	4.3	4	2	0	0	1	8	6.0	
Southeastern La.	11/18/2023	*	30:54	10-14	.714	0-1	.000	0-2	.000	1	5	6	4.8	1	5	1	1	4	20	9.5	
Mississippi Val.	11/20/2023	*	19:10	4-7	.571	0-1	.000	2-2	1.000	1	4	5	4.8	1	1	1	0	1	10	9.6	
vs Oregon	11/24/2023	*	24:42	7-9	.778	0-1	.000	4-8	.500	2	5	7	5.2	2	4	3	0	0	18	11.0	
vs Ohio St.	11/25/2023	*	15:58	2-6	.333	0-0	.000	3-3	1.000	1	1	2	4.7	3	1	2	0	0	7	10.4	
Menlo	11/29/2023	*	17:23	4-5	.800	0-0	.000	0-1	.000	2	2	4	4.6	3	2	0	3	0	8	10.1	
at California	12/02/2023	*	24:14	4-10	.400	0-0	.000	0-0	.000	2	2	4	4.6	3	1	0	0	0	8	9.9	
vs New Mexico	12/09/2023	*	13:56	1-5	.200	0-0	.000	0-0	.000	0	2	2	4.3	1	2	5	1	1	2	9.1	
Utah St.	12/13/2023	*	07:49	0-1	.000	0-0	.000	0-0	.000	0	3	3	4.2	2	1	1	0	0	0	8.3	
Yale	12/30/2023	*	22:52	4-7	.571	1-1	1.000	2-2	1.000	1	4	5	4.3	1	1	1	4	0	11	8.5	
at LMU (CA)	01/04/2024	*	24:36	4-8	.500	0-1	.000	2-4	.500	1	4	5	4.3	3	2	0	1	0	10	8.6	
at Pepperdine	01/06/2024	*	30:06	3-6	.500	0-0	.000	2-2	1.000	2	4	6	4.4	3	2	3	0	1	8	8.6	
Gonzaga	01/11/2024	*	24:45	3-7	.429	0-0	.000	4-4	1.000	2	5	7	4.6	2	0	4	0	1	10	8.7	
Saint Mary's (CA)	01/13/2024	*	17:43	4-8	.500	0-0	.000	3-4	.750	1	0	1	4.4	3	0	2	0	0	11	8.8	
at Pacific	01/18/2024	*	19:57	2-2	1.000	0-0	.000	2-3	.667	1	3	4	4.4	4	4	0	0	1	6	8.6	
Portland	01/20/2024	*	25:42	10-12	.833	1-1	1.000	1-2	.500	5	3	8	4.6	4	4	3	1	1	22	9.4	
Pepperdine	01/25/2024	*	24:27	4-8	.500	0-0	.000	1-2	.500	2	5	7	4.7	2	6	2	0	0	9	9.4	
San Diego	02/03/2024	*	24:46	4-8	.500	0-0	.000	2-3	.667	4	1	5	4.7	1	1	3	0	1	10	9.4	
at San Francisco	02/10/2024	*	13:59	4-5	.800	1-1	1.000	2-2	1.000	1	2	3	4.6	4	1	1	1	0	11	9.5	
Pacific	02/15/2024	*	16:35	3-7	.429	0-1	.000	1-2	.500	0	1	1	4.5	3	1	1	0	1	7	9.4	
at San Diego	02/17/2024	*	21:03	1-4	.250	0-0	.000	3-4	.750	1	2	3	4.4	4	1	2	1	0	5	9.2	
LMU (CA)	02/22/2024	*	19:35	3-8	.375	0-2	.000	1-1	1.000	0	1	1	4.3	4	4	2	0	2	7	9.1	
at Gonzaga	02/24/2024	*	20:19	6-8	.750	1-1	1.000	5-6	.833	5	3	8	4.4	5	0	1	0	0	18	9.4	
at Portland	02/29/2024	*	15:29	1-4	.250	0-1	.000	0-0	.000	1	2	3	4.3	3	1	0	0	0	2	9.2	
Totals		26	522:16	96-174	.552	4-12	.333	42-59	.712	42	71	113	4.3	72	50	42	15	16	238	9.2	

2023-24 Individual Game-By-Game

#14 O'NEIL, Johnny

Opponent	Date	GS	MIN	Total		3-Pointers		Free throws		Rebounds				Other Stats							
				FG-FGA	PCT	3FG-3FGA	PCT	FT-FTA	PCT	OFF	DEF	TOT	AVG	PF	A	TO	BLK	STL	PTS	AVG	
Utah Tech	11/08/2023	*	31:45	0-7	.000	0-7	.000	0-0	.000	2	7	9	9.0	2	1	1	3	1	0	0	0.0
Saint Francis (PA)	11/11/2023	*	21:54	5-9	.556	2-5	.400	0-0	.000	0	2	2	5.5	0	2	2	0	0	12	6.0	
at Stanford	11/14/2023	*	31:15	7-13	.538	3-8	.375	0-0	.000	0	8	8	6.3	2	3	3	0	1	17	9.7	
Southeastern La.	11/18/2023	*	27:33	2-7	.286	1-5	.200	0-0	.000	0	2	2	5.3	3	1	1	2	0	5	8.5	
Mississippi Val.	11/20/2023	*	21:18	5-6	.833	2-3	.667	0-1	.000	0	4	4	5.0	2	3	1	2	2	12	9.2	
vs Oregon	11/24/2023	*	18:31	1-6	.167	1-2	.500	0-0	.000	0	1	1	4.3	4	2	0	0	0	3	8.2	
vs Ohio St.	11/25/2023	*	27:53	1-4	.250	0-3	.000	0-0	.000	1	4	5	4.4	0	1	2	1	0	2	7.3	
Menlo	11/29/2023	*	17:10	3-8	.375	1-4	.250	0-0	.000	2	5	7	4.8	1	1	1	0	0	7	7.3	
at California	12/02/2023	*	31:49	6-11	.545	3-7	.429	0-2	.000	3	5	8	5.1	2	1	3	0	0	15	8.1	
vs New Mexico	12/09/2023	*	10:53	2-3	.667	0-1	.000	0-0	.000	0	0	0	4.6	4	1	2	0	0	4	7.7	
Utah St.	12/13/2023	*	33:30	6-14	.429	3-7	.429	0-0	.000	1	6	7	4.8	3	3	1	0	3	15	8.4	
vs Washington St.	12/16/2023	*	36:19	5-15	.333	3-7	.429	0-0	.000	0	10	10	5.3	2	2	0	0	1	13	8.8	
at San Jose St.	12/20/2023	*	25:44	2-8	.250	2-7	.286	0-0	.000	2	3	5	5.2	3	3	0	0	1	6	8.5	
vs Duquesne	12/23/2023	*	27:37	2-10	.200	2-4	.500	0-0	.000	0	5	5	5.2	1	2	1	0	1	6	8.4	
Yale	12/30/2023	*	33:10	6-13	.462	0-4	.000	4-6	.667	2	3	5	5.2	2	2	0	3	0	16	8.9	
at LMU (CA)	01/04/2024	*	16:24	1-3	.333	0-1	.000	2-2	1.000	0	1	1	4.9	3	0	1	1	0	4	8.6	
at Pepperdine	01/06/2024	*	25:28	3-8	.375	2-6	.333	3-4	.750	0	5	5	4.9	3	1	1	1	1	11	8.7	
Gonzaga	01/11/2024	*	28:19	5-9	.556	1-4	.250	0-0	.000	1	4	5	4.9	1	2	0	0	0	11	8.8	
Saint Mary's (CA)	01/13/2024	*	23:30	3-4	.750	0-1	.000	1-2	.500	1	3	4	4.9	1	0	4	0	2	7	8.7	
at Pacific	01/18/2024	*	22:26	8-12	.667	6-10	.600	1-3	.333	2	5	7	5.0	3	4	0	0	0	23	9.5	
Portland	01/20/2024	*	28:05	6-8	.750	2-4	.500	0-0	.000	1	6	7	5.1	4	4	2	2	0	14	9.7	
Pepperdine	01/25/2024	*	17:33	4-9	.444	1-3	.333	2-2	1.000	0	3	3	5.0	3	0	0	2	0	11	9.7	
at Saint Mary's (CA)	01/31/2024	*	24:60	6-14	.429	2-5	.400	1-3	.333	2	7	9	5.2	5	0	1	0	0	15	10.0	
San Diego	02/03/2024	*	33:29	7-21	.333	2-12	.167	5-7	.714	6	6	12	5.5	1	1	1	0	2	21	10.4	
at San Francisco	02/10/2024	*	26:57	4-8	.500	2-6	.333	2-4	.500	0	4	4	5.4	4	0	3	0	3	12	10.5	
Pacific	02/15/2024	*	30:04	4-13	.308	2-7	.286	4-6	.667	5	5	10	5.6	3	5	2	1	1	14	10.6	
at San Diego	02/17/2024	*	31:34	6-15	.400	0-5	.000	4-4	1.000	3	7	10	5.7	2	1	1	2	0	16	10.8	
LMU (CA)	02/22/2024	*	25:39	7-9	.778	1-2	.500	0-0	.000	2	7	9	5.9	0	1	2	0	0	15	11.0	
at Gonzaga	02/24/2024	*	31:17	6-11	.545	4-6	.667	0-0	.000	0	4	4	5.8	3	1	3	2	3	16	11.1	
at Portland	02/29/2024	*	28:15	5-13	.385	4-8	.500	3-4	.750	4	2	6	5.8	2	0	0	1	1	17	11.3	
Totals		30	790:21	128-291	.440	52-154	.338	32-50	.640	40	134	174	5.8	69	48	39	23	23	340	11.3	

#15 BENJAMIN, Jalen

Opponent	Date	GS	MIN	Total		3-Pointers		Free throws		Rebounds											
				FG-FGA	PCT	3FG-3FGA	PCT	FT-FTA	PCT	OFF	DEF	TOT	AVG	PF	A	TO	BLK	STL	PTS	AVG	
Utah Tech	11/08/2023	*	25:40	4-11	.364	1-5	.200	1-2	.500	0	2	2	2.0	2	3	3	0	0	10	10.0	
Saint Francis (PA)	11/11/2023	*	16:37	0-1	.000	0-0	.000	0-0	.000	1	0	1	1.5	1	3	1	0	0	0	5.0	
at Stanford	11/14/2023	*	15:38	3-9	.333	2-3	.667	0-0	.000	0	3	3	2.0	2	2	3	0	1	8	6.0	
Southeastern La.	11/18/2023	*	19:51	3-5	.600	2-3	.667	1-1	1.000	0	1	1	1.8	0	2	3	0	1	9	6.8	
Mississippi Val.	11/20/2023	*	20:29	1-5	.200	0-3	.000	0-0	.000	1	2	3	2.0	0	4	1	0	0	2	5.8	
vs Oregon	11/24/2023	*	12:56	1-3	.333	0-0	.000	1-2	.500	0	1	1	1.8	2	0	2	0	1	3	5.3	
vs Ohio St.	11/25/2023	*	17:52	3-7	.429	0-2	.000	1-3	.333	0	1	1	1.7	2	1	1	0	2	7	5.6	
Menlo	11/29/2023	*	24:39	6-10	.600	4-7	.571	0-0	.000	0	3	3	1.9	2	2	4	0	0	16	6.9	
at California	12/02/2023	*	23:39	2-9	.222	1-4	.250	0-0	.000	0	1	1	1.8	2	4	2	0	0	5	6.7	
vs New Mexico	12/09/2023		13:51	0-2	.000	0-1	.000	7-8	.875	0	0	0	1.6	0	0	1	0	0	7	6.7	
Utah St.	12/13/2023		02:43	0-0	.000	0-0	.000	0-0	.000	0	0	0	1.5	2	0	0	0	0	0	6.1	
vs Duquesne	12/23/2023		07:16	0-4	.000	0-1	.000	0-0	.000	0	0	0	1.3	0	2	0	0	0	0	5.6	
at LMU (CA)	01/04/2024		07:23	1-2	.500	0-0	.000	2-2	1.000	0	1	1	1.3	2	0	1	0	0	4	5.5	
at Pepperdine	01/06/2024		06:40	1-2	.500	0-0	.000	0-0	.000	0	1	1	1.3	2	1	2	0	0	2	5.2	
Gonzaga	01/11/2024		12:28	2-4	.500	0-1	.000	0-0	.000	0	1	1	1.3	1	1	0	0	0	4	5.1	
Saint Mary's (CA)	01/13/2024		10:32	1-5	.200	1-3	.333	1-4	.250	1	1	2	1.3	1	0	0	0	0	4	5.1	
at Pacific	01/18/2024		11:28	2-4	.500	2-4	.500	1-2	.500	0	1	1	1.3	3	3	1	0	0	7	5.2	
Portland	01/20/2024		03:41	0-2	.000	0-2	.000	0-0	.000	0	0	0	1.2	0	1	1	0	0	0	4.9	
Pepperdine	01/25/2024		05:15	0-2	.000	0-1	.000	0-0	.000	0	0	0	1.2	0	0	0	0	0	0	4.6	
at Saint Mary's (CA)	01/31/2024		04:13	1-2	.500	0-0	.000	0-0	.000	0	0	0	1.1	1	1	0	0	0	2	4.5	
San Diego	02/03/2024		04:07	0-1	.000	0-1	.000	0-0	.000	1	0	1	1.1	0	1	0	0	0	0	4.3	
at San Francisco	02/10/2024		12:15	3-4	.750	0-1	.000	0-1	.000	0	2	2	1.1	1	2	2	0	0	6	4.4	
at San Diego	02/17/2024		26:55	5-6	.833	3-4	.750	10-11	.909	0	2	2	1.2	3	6	1	0	0	23	5.2	
LMU (CA)	02/22/2024		12:32	1-4	.250	0-2	.000	1-2	.500	0	1	1	1.2	0	4	1	0	0	3	5.1	
at Gonzaga	02/24/2024		11:32	2-7	.286	0-4	.000	0-0	.000	1	0	1	1.2	0	1	0	0	0	4	5.0	
at Portland	02/29/2024		07:40	0-2	.000	0-2	.000	0-0	.000	0	0	0	1.1	0	1	2	0	0	0	4.8	
Totals		9	337:52	42-113	.372	16-54	.296	26-38	.684	5	24	29	1.1	29	45	32	0	5	126	4.8	

2023-24 Individual Game-By-Game

#20 MCELDON, Luke

Opponent	Date	GS	MIN	Total		3-Pointers		Free throws		Rebounds				PF	A	TO	BLK	STL	PTS	AVG
				FG-FGA	PCT	3FG-3FGA	PCT	FT-FTA	PCT	OFF	DEF	TOT	AVG							
Saint Francis (PA)	11/11/2023		05:08	0-1	.000	0-0	.000	0-0	.000	1	0	1	1.0	3	1	1	0	1	0	0.0
Mississippi Val.	11/20/2023		07:39	3-4	.750	0-0	.000	0-0	.000	1	1	2	1.5	1	0	0	1	0	6	3.0
vs Ohio St.	11/25/2023		03:56	0-0	.000	0-0	.000	0-1	.000	1	0	1	1.3	0	0	0	0	0	0	2.0
Menlo	11/29/2023		08:56	1-2	.500	0-0	.000	1-2	.500	3	0	3	1.8	0	0	1	0	0	3	2.3
vs Washington St.	12/16/2023		09:41	1-2	.500	0-0	.000	0-0	.000	1	1	2	1.8	1	1	0	0	1	2	2.2
at San Jose St.	12/20/2023		06:32	2-2	1.000	0-0	.000	0-0	.000	1	0	1	1.7	0	0	1	0	0	4	2.5
vs Duquesne	12/23/2023		05:03	0-1	.000	0-0	.000	0-0	.000	2	0	2	1.7	1	0	1	1	0	0	2.1
Saint Mary's (CA)	01/13/2024		06:10	0-0	.000	0-0	.000	0-0	.000	1	0	1	1.6	0	3	1	0	0	0	1.9
Pepperdine	01/25/2024		03:48	0-0	.000	0-0	.000	2-2	1.000	1	0	1	1.6	1	0	2	0	0	2	1.9
at Saint Mary's (CA)	01/31/2024		03:13	0-1	.000	0-0	.000	0-0	.000	0	0	0	1.4	0	0	0	0	0	0	1.7
Pacific	02/15/2024		03:22	0-0	.000	0-0	.000	0-0	.000	0	3	3	1.5	0	0	0	1	0	0	1.5
Totals		0	63:28	7-13	.538	0-0	.000	3-5	.600	12	5	17	1.5	7	5	7	3	2	17	1.5

#21 TONGUE, Camaron

Opponent	Date	GS	MIN	Total		3-Pointers		Free throws		Rebounds				PF	A	TO	BLK	STL	PTS	AVG
				FG-FGA	PCT	3FG-3FGA	PCT	FT-FTA	PCT	OFF	DEF	TOT	AVG							
Utah Tech	11/08/2023		00:41	0-0	.000	0-0	.000	0-0	.000	0	0	0	0.0	0	0	0	0	0	0	0.0
Saint Francis (PA)	11/11/2023		14:03	2-4	.500	0-0	.000	2-4	.500	5	3	8	4.0	0	0	0	0	0	6	3.0
at Stanford	11/14/2023		03:24	0-0	.000	0-0	.000	0-0	.000	0	0	0	2.7	1	1	0	0	0	0	2.0
Southeastern La.	11/18/2023		01:37	0-1	.000	0-1	.000	0-0	.000	0	0	0	2.0	1	0	0	0	0	0	1.5
Mississippi Val.	11/20/2023		07:39	1-3	.333	0-0	.000	1-1	1.000	1	3	4	2.4	1	0	0	0	0	3	1.8
vs Ohio St.	11/25/2023		05:58	0-0	.000	0-0	.000	0-2	.000	3	0	3	2.5	0	0	1	0	0	0	1.5
Menlo	11/29/2023		18:37	3-5	.600	1-1	1.000	3-4	.750	3	4	7	3.1	2	2	0	1	2	10	2.7
at California	12/02/2023		07:00	0-0	.000	0-0	.000	0-0	.000	0	2	2	3.0	0	0	0	0	0	0	2.4
vs New Mexico	12/09/2023		18:18	6-9	.667	1-1	1.000	3-4	.750	1	1	2	2.9	4	0	0	0	0	16	3.9
Utah St.	12/13/2023		16:35	4-6	.667	1-1	1.000	2-2	1.000	0	2	2	2.8	2	1	1	0	0	11	4.6
vs Washington St.	12/16/2023		14:41	3-4	.750	0-0	.000	0-0	.000	1	0	1	2.6	4	0	1	0	0	6	4.7
at San Jose St.	12/20/2023		17:15	5-7	.714	0-0	.000	1-2	.500	1	2	3	2.7	5	0	3	0	0	11	5.3
vs Duquesne	12/23/2023		16:37	1-3	.333	0-0	.000	0-2	.000	1	2	3	2.7	3	2	0	0	0	2	5.0
Yale	12/30/2023		06:50	0-1	.000	0-0	.000	0-0	.000	0	1	1	2.6	1	0	2	0	0	0	4.6
at LMU (CA)	01/04/2024		05:07	0-1	.000	0-0	.000	1-2	.500	0	0	0	2.4	1	0	0	0	0	1	4.4
at Pepperdine	01/06/2024		08:37	2-3	.667	0-0	.000	0-1	.000	0	0	0	2.3	3	0	0	0	1	4	4.4
Gonzaga	01/11/2024		04:16	0-0	.000	0-0	.000	0-0	.000	0	2	2	2.2	0	0	1	0	0	0	4.1
Saint Mary's (CA)	01/13/2024		07:17	1-3	.333	0-0	.000	1-1	1.000	0	1	1	2.2	0	0	0	0	1	3	4.1
at Pacific	01/18/2024		12:00	1-5	.200	0-2	.000	2-3	.667	1	3	4	2.3	2	0	2	0	0	4	4.1
Portland	01/20/2024		06:55	1-3	.333	0-0	.000	1-2	.500	0	0	0	2.2	1	1	1	0	0	3	4.0
Pepperdine	01/25/2024		05:15	0-0	.000	0-0	.000	0-0	.000	1	0	1	2.1	1	0	1	0	0	0	3.8
at Saint Mary's (CA)	01/31/2024		19:32	2-3	.667	0-0	.000	4-4	1.000	5	1	6	2.3	3	1	1	0	0	8	4.0
San Diego	02/03/2024		10:02	1-4	.250	0-0	.000	4-6	.667	5	2	7	2.5	3	0	3	0	0	6	4.1
at San Francisco	02/10/2024		15:25	1-3	.333	0-0	.000	1-3	.333	2	0	2	2.5	2	2	1	0	0	3	4.0
Pacific	02/15/2024		26:20	4-6	.667	0-1	.000	2-3	.667	5	4	9	2.7	1	1	0	0	0	10	4.3
at San Diego	02/17/2024		15:12	3-4	.750	0-0	.000	0-0	.000	1	2	3	2.7	3	1	1	0	0	6	4.3
LMU (CA)	02/22/2024		19:53	5-7	.714	0-0	.000	0-2	.000	3	4	7	2.9	1	0	0	0	0	10	4.6
at Gonzaga	02/24/2024		16:02	3-5	.600	1-1	1.000	0-1	.000	0	3	3	2.9	0	1	1	0	0	7	4.6
at Portland	02/29/2024		17:27	0-2	.000	0-0	.000	0-2	.000	2	4	6	3.0	2	0	0	0	0	0	4.5
Totals		0	338:36	49-92	.533	4-8	.500	28-51	.549	41	46	87	3.0	47	13	20	1	4	130	4.5

2023-24 Individual Game-By-Game

#22 MARSHALL JR., Carlos

Opponent	Date	GS	MIN	Total		3-Pointers		Free throws		Rebounds				PF	A	TO	BLK	STL	PTS	AVG
				FG-FGA	PCT	3FG-3FGA	PCT	FT-FTA	PCT	OFF	DEF	TOT	AVG							
Utah Tech	11/08/2023	*	22:05	9-12	.750	3-5	.600	1-5	.200	0	1	1	1.0	2	1	2	0	2	22	22.0
Saint Francis (PA)	11/11/2023	*	19:33	10-12	.833	3-4	.750	2-4	.500	2	4	6	3.5	1	1	3	0	0	25	23.5
at Stanford	11/14/2023	*	30:47	6-11	.545	4-6	.667	4-4	1.000	2	3	5	4.0	1	1	1	0	4	20	22.3
Southeastern La.	11/18/2023	*	29:08	3-8	.375	0-3	.000	1-2	.500	2	8	10	5.5	2	2	0	0	0	7	18.5
Mississippi Val.	11/20/2023	*	20:15	5-11	.455	1-5	.200	3-3	1.000	4	8	12	6.8	1	2	1	0	0	14	17.6
vs Oregon	11/24/2023	*	28:48	3-11	.273	2-4	.500	4-6	.667	2	4	6	6.7	1	2	1	0	0	12	16.7
vs Ohio St.	11/25/2023	*	27:49	4-11	.364	2-5	.400	0-0	.000	4	4	8	6.9	2	2	2	0	0	10	15.7
Menlo	11/29/2023	*	17:15	6-9	.667	3-4	.750	0-0	.000	1	3	4	6.5	1	4	2	0	1	15	15.6
vs New Mexico	12/09/2023	*	20:43	0-3	.000	0-1	.000	0-0	.000	0	4	4	6.2	2	0	7	0	0	0	13.9
Utah St.	12/13/2023	*	27:37	7-11	.636	1-4	.250	1-2	.500	1	4	5	6.1	0	0	2	0	0	16	14.1
vs Washington St.	12/16/2023	*	29:19	3-11	.273	0-4	.000	4-6	.667	0	1	1	5.6	1	1	1	0	2	10	13.7
at San Jose St.	12/20/2023	*	35:29	10-19	.526	9-14	.643	0-0	.000	2	3	5	5.6	1	6	2	0	0	29	15.0
vs Duquesne	12/23/2023	*	35:22	5-6	.833	3-4	.750	6-6	1.000	2	4	6	5.6	3	2	3	0	0	19	15.3
Yale	12/30/2023	*	27:29	1-8	.125	1-4	.250	0-0	.000	0	5	5	5.6	3	1	4	0	1	3	14.4
at LMU (CA)	01/04/2024	*	21:52	6-9	.667	1-3	.333	0-0	.000	2	5	7	5.7	3	1	1	0	2	13	14.3
at Pepperdine	01/06/2024	*	26:25	4-9	.444	2-4	.500	2-3	.667	0	4	4	5.6	1	0	2	0	1	12	14.2
Gonzaga	01/11/2024	*	17:17	1-7	.143	0-4	.000	2-2	1.000	1	1	2	5.4	2	2	5	0	1	4	13.6
Saint Mary's (CA)	01/13/2024	*	19:59	0-3	.000	0-2	.000	1-2	.500	2	2	4	5.3	0	0	1	0	0	1	12.9
at Pacific	01/18/2024	*	12:34	4-7	.571	4-6	.667	0-0	.000	1	1	2	5.1	4	0	1	0	0	12	12.8
Portland	01/20/2024	*	26:43	5-14	.357	4-12	.333	2-2	1.000	0	3	3	5.0	1	3	1	0	1	16	13.0
Pepperdine	01/25/2024	*	25:11	7-9	.778	3-4	.750	2-2	1.000	1	3	4	5.0	2	3	2	0	1	19	13.3
at Saint Mary's (CA)	01/31/2024	*	35:46	8-15	.533	2-5	.400	5-6	.833	1	1	2	4.8	4	1	0	0	2	23	13.7
San Diego	02/03/2024	*	20:45	2-8	.250	1-6	.167	0-0	.000	1	2	3	4.7	2	3	2	0	1	5	13.3
at San Francisco	02/10/2024		14:42	3-5	.600	0-1	.000	0-0	.000	0	0	0	4.5	3	0	3	0	0	6	13.0
Pacific	02/15/2024		17:55	2-10	.200	1-5	.200	0-0	.000	1	2	3	4.5	1	0	1	0	0	5	12.7
at San Diego	02/17/2024		19:25	5-8	.625	2-4	.500	2-2	1.000	0	3	3	4.4	2	3	0	0	2	14	12.8
at Gonzaga	02/24/2024		13:01	3-9	.333	2-5	.400	0-0	.000	0	1	1	4.3	0	3	0	0	1	8	12.6
at Portland	02/29/2024		23:15	5-10	.500	2-4	.500	3-4	.750	0	3	3	4.3	5	1	0	0	0	15	12.7
Totals		23	666:28	127-266	.477	56-132	.424	45-61	.738	32	87	119	4.3	51	45	50	0	22	355	12.7

2023-24 Individual Game-By-Game

#44 ENSMINGER, Jake

Opponent	Date	GS	MIN	Total		3-Pointers		Free throws		Rebounds				PF	A	TO	BLK	STL	PTS	AVG
				FG-FGA	PCT	3FG-3FGA	PCT	FT-FTA	PCT	OFF	DEF	TOT	AVG							
Utah Tech	11/08/2023		15:35	1-2	.500	0-1	.000	0-1	.000	2	2	4	4.0	2	1	3	0	1	2	2.0
Saint Francis (PA)	11/11/2023		09:30	1-3	.333	0-1	.000	0-0	.000	0	1	1	2.5	1	0	1	0	1	2	2.0
at Stanford	11/14/2023		08:00	0-1	.000	0-1	.000	0-0	.000	1	1	2	2.3	1	0	0	0	0	0	1.3
Southeastern La.	11/18/2023		08:44	1-2	.500	1-2	.500	0-0	.000	2	1	3	2.5	1	0	0	0	0	3	1.8
Mississippi Val.	11/20/2023		11:03	0-1	.000	0-0	.000	0-0	.000	0	0	0	2.0	0	0	0	0	0	0	1.4
vs Oregon	11/24/2023		19:52	3-4	.750	1-1	1.000	2-2	1.000	3	4	7	2.8	3	0	2	0	0	9	2.7
vs Ohio St.	11/25/2023		17:47	1-2	.500	1-2	.500	0-0	.000	1	2	3	2.9	1	1	1	0	0	3	2.7
Menlo	11/29/2023		20:12	3-6	.500	1-3	.333	2-2	1.000	0	3	3	2.9	2	2	0	0	2	9	3.5
at California	12/02/2023		17:26	0-2	.000	0-1	.000	0-0	.000	3	1	4	3.0	1	0	0	0	1	0	3.1
vs New Mexico	12/09/2023		15:47	1-4	.250	0-2	.000	0-0	.000	1	2	3	3.0	3	2	0	1	0	2	3.0
Utah St.	12/13/2023		02:00	0-0	.000	0-0	.000	0-0	.000	0	0	0	2.7	0	0	0	0	0	0	2.7
vs Washington St.	12/16/2023		16:16	2-4	.500	0-1	.000	0-0	.000	0	6	6	3.0	2	0	0	0	1	4	2.8
at San Jose St.	12/20/2023		14:16	0-1	.000	0-1	.000	0-0	.000	0	2	2	2.9	2	0	1	0	1	0	2.6
vs Duquesne	12/23/2023		12:29	2-3	.667	1-1	1.000	3-4	.750	0	3	3	2.9	2	0	1	0	0	8	3.0
Yale	12/30/2023		12:54	1-2	.500	0-1	.000	0-0	.000	1	2	3	2.9	1	2	0	0	1	2	2.9
at LMU (CA)	01/04/2024		23:36	0-2	.000	0-2	.000	0-0	.000	2	4	6	3.1	3	3	1	0	0	0	2.8
at Pepperdine	01/06/2024		14:32	1-1	1.000	0-0	.000	0-0	.000	0	3	3	3.1	4	1	0	0	0	2	2.7
Gonzaga	01/11/2024		06:28	1-3	.333	0-1	.000	0-0	.000	5	1	6	3.3	2	1	1	0	0	2	2.7
Saint Mary's (CA)	01/13/2024		17:56	2-3	.667	1-1	1.000	0-0	.000	1	2	3	3.3	1	0	0	0	0	5	2.8
at Pacific	01/18/2024		26:25	2-4	.500	1-3	.333	0-0	.000	2	4	6	3.4	1	5	2	0	0	5	2.9
Portland	01/20/2024		27:25	3-5	.600	2-4	.500	2-2	1.000	1	7	8	3.6	2	4	0	0	1	10	3.2
Pepperdine	01/25/2024		26:41	2-4	.500	0-1	.000	0-1	.000	2	5	7	3.8	2	3	1	0	2	4	3.3
at Saint Mary's (CA)	01/31/2024		32:24	1-2	.500	1-1	1.000	2-2	1.000	2	5	7	3.9	5	3	0	1	0	5	3.3
San Diego	02/03/2024		33:27	3-6	.500	0-1	.000	0-0	.000	6	4	10	4.2	2	6	6	0	2	6	3.5
at San Francisco	02/10/2024	*	37:30	2-5	.400	1-4	.250	5-5	1.000	3	8	11	4.4	1	4	3	1	0	10	3.7
Pacific	02/15/2024	*	33:43	5-10	.500	1-5	.200	6-7	.857	1	9	10	4.7	2	6	1	1	0	17	4.2
at San Diego	02/17/2024	*	32:15	2-5	.400	1-2	.500	1-2	.500	0	10	10	4.9	3	4	0	0	1	6	4.3
LMU (CA)	02/22/2024	*	23:59	1-4	.250	1-4	.250	1-2	.500	1	5	6	4.9	3	2	0	0	0	4	4.3
at Gonzaga	02/24/2024	*	22:23	1-3	.333	1-3	.333	0-0	.000	0	1	1	4.8	0	1	0	0	0	3	4.2
at Portland	02/29/2024	*	20:49	0-3	.000	0-2	.000	0-0	.000	0	6	6	4.8	1	1	0	0	0	0	4.1
Totals		6	581:25	42-97	.433	15-52	.288	24-30	.800	40	104	144	4.8	54	52	24	4	14	123	4.1



2023-24 Santa Clara Men's Basketball
Season Box Score
All games

Page 1/1
as of Mar 01, 2024

Game Records

Record	Overall	Home	Away	Neutral
ALL GAMES	18-12	10-4	5-6	3-2
CONFERENCE	9-6	5-2	4-4	0-0
NON-CONFERENCE	9-6	5-2	1-2	3-2

Team Box Score

No.	Player				Total		3-Point		F-Throw		Rebounds													
		GP-GS	MIN	AVG	FG-FGA	FG%	3FG-3FGA	3FG%	FT-FTA	FT%	OFF	DEF	TOT	AVG	PF	DQ	A	TO	BLK	STL	PTS	AVG		
4	BAL, Adama	27-27	841:29	31.2	129-293	.440	49-137	.358	88-105	.838	9	73	82	3.0	62	1	86	60	5	25	395	14.6		
22	MARSHALL JR., Carlos	28-23	666:28	23.8	127-266	.477	56-132	.424	45-61	.738	32	87	119	4.3	51	1	45	50	0	22	355	12.7		
14	O'NEIL, Johnny	30-30	790:21	26.3	128-291	.440	52-154	.338	32-50	.640	40	134	174	5.8	69	1	48	39	23	23	340	11.3		
13	TILLY, Christoph	26-26	522:16	20.1	96-174	.552	4-12	.333	42-59	.712	42	71	113	4.3	72	1	50	42	15	16	238	9.2		
1	BRYAN, Tyeree	29-6	741:24	25.6	93-215	.433	37-90	.411	22-33	.667	34	74	108	3.7	46	1	20	17	9	7	245	8.4		
0	KNAPPER, Brenton	21-16	390:42	18.6	47-116	.405	19-50	.380	12-17	.706	5	42	47	2.2	15	0	29	23	4	6	125	6.0		
15	BENJAMIN, Jalen	26-9	337:52	13.0	42-113	.372	16-54	.296	26-38	.684	5	24	29	1.1	29	0	45	32	0	5	126	4.8		
21	TONGUE, Camaron	29-0	338:36	11.7	49-92	.533	4-8	.500	28-51	.549	41	46	87	3.0	47	1	13	20	1	4	130	4.5		
10	CAFFARO, Francisco	30-5	475:02	15.8	47-73	.644	0-0	.000	40-65	.615	58	59	117	3.9	49	1	42	33	12	10	134	4.5		
44	ENSMINGER, Jake	30-6	581:25	19.4	42-97	.433	15-52	.288	24-30	.800	40	104	144	4.8	54	1	52	24	4	14	123	4.1		
2	HAMMOND, Christian	17-2	199:49	11.8	20-51	.392	3-15	.200	12-15	.800	3	25	28	1.6	18	0	13	13	1	7	55	3.2		
3	AKAMETU, Kosy	7-0	57:06	8.2	5-12	.417	0-3	.000	6-8	.750	4	10	14	2.0	10	0	5	4	0	1	16	2.3		
20	MCELDON, Luke	11-0	63:28	5.8	7-13	.538	0-0	.000	3-5	.600	12	5	17	1.5	7	0	5	7	3	2	17	1.5		
50	YARUSSO, Brendan	3-0	06:46	2.3	0-1	.000	0-1	.000	1-2	.500	0	0	0	0.0	2	0	1	0	0	0	1	0.3		
12	OBOYE, Bukky	2-0	08:01	4.0	0-2	.000	0-2	.000	0-0	.000	1	1	2	1.0	4	0	0	1	1	0	0	0.0		
54	DOUYON, Malachi	2-0	04:15	2.1	0-2	.000	0-2	.000	0-0	.000	0	1	1	0.5	0	0	0	1	0	0	0	0.0		
Team											37	53	90					13						
Total		30	6025		832-1811	.459	255-712	.358	381-539	.707	363	809	1172	39.1	535	8	454	379	78	142	2300	76.7		
Opponents		30	6025		760-1792	.424	207-659	.314	437-613	.713	288	681	969	32.3	517	12	360	303	71	209	2164	72.1		

Score by Periods

Team	1st	2nd	OT	TOT
Santa Clara	1083	1207	10	2300
Opponents	1053	1096	15	2164



2023-24 Santa Clara Men's Basketball
Season Box Score
In Conference games

Page 1/1
as of Mar 01, 2024

Game Records

Record	Overall	Home	Away	Neutral
ALL GAMES	9-6	5-2	4-4	0-0
CONFERENCE	9-6	5-2	4-4	0-0
NON-CONFERENCE	0-0	0-0	0-0	0-0

Team Box Score

No.	Player				Total		3-Point		F-Throw		Rebounds													
		GP-GS	MIN	AVG	FG-FGA	FG%	3FG-3FGA	3FG%	FT-FTA	FT%	OFF	DEF	TOT	AVG	PF	DQ	A	TO	BLK	STL	PTS	AVG		
4	BAL, Adama	12-12	383:04	31.9	58-150	.387	24-73	.329	33-41	.805	5	24	29	2.4	28	1	39	24	2	10	173	14.4		
14	O'NEIL, Johnny	15-15	393:59	26.3	75-157	.478	29-80	.363	28-41	.683	27	69	96	6.4	38	1	20	21	12	13	207	13.8		
22	MARSHALL JR., Carlos	14-9	294:49	21.1	55-123	.447	24-65	.369	19-23	.826	10	31	41	2.9	30	1	20	19	0	12	153	10.9		
13	TILLY, Christoph	14-14	299:01	21.4	52-95	.547	3-8	.375	29-39	.744	26	36	62	4.4	45	1	27	24	4	8	136	9.7		
0	KNAPPER, Brenton	11-11	251:08	22.8	30-76	.395	13-35	.371	9-12	.750	4	33	37	3.4	7	0	20	10	2	5	82	7.5		
1	BRYAN, Tyeree	14-5	369:49	26.4	40-103	.388	18-45	.400	4-6	.667	20	38	58	4.1	21	0	11	4	1	2	102	7.3		
44	ENSMINGER, Jake	15-6	379:34	25.3	26-60	.433	10-34	.294	17-21	.810	26	74	100	6.7	32	1	44	15	3	6	79	5.3		
21	TONGUE, Camaron	15-0	189:21	12.6	24-49	.490	1-4	.250	16-30	.533	25	26	51	3.4	23	0	7	12	0	2	65	4.3		
15	BENJAMIN, Jalen	14-0	136:41	9.8	19-47	.404	6-25	.240	15-22	.682	3	10	13	0.9	14	0	22	11	0	0	59	4.2		
10	CAFFARO, Francisco	15-1	203:44	13.6	21-26	.808	0-0	.000	17-25	.680	21	22	43	2.9	26	1	10	13	7	5	59	3.9		
2	HAMMOND, Christian	9-2	102:28	11.4	8-21	.381	0-5	.000	9-11	.818	3	16	19	2.1	11	0	4	8	0	2	25	2.8		
50	YARUSSO, Brendan	2-0	03:11	1.6	0-1	.000	0-1	.000	1-2	.500	0	0	0	0.0	1	0	0	0	0	0	1	0.5		
20	MCELDON, Luke	4-0	16:33	4.1	0-1	.000	0-0	.000	2-2	1.000	2	3	5	1.3	1	0	3	3	1	0	2	0.5		
54	DOUYON, Malachi	1-0	01:37	1.6	0-1	.000	0-1	.000	0-0	.000	0	0	0	0.0	0	0	0	1	0	0	0	0.0		
Team											21	14	35					8						
Total		15	3025		408-910	.448	128-376	.340	199-275	.724	193	396	589	39.3	277	6	227	173	32	65	1143	76.2		
Opponents		15	3025		378-860	.440	86-293	.294	236-327	.722	122	329	451	30.1	256	5	165	134	38	93	1078	71.9		

Score by Periods

Team	1st	2nd	OT	TOT
Santa Clara	521	612	10	1143
Opponents	525	538	15	1078



2023-24 Santa Clara Men's Basketball
Season/Career Statistics
All games

Page 1/2
as of Mar 01, 2024

Summary

Player	Season Statistics										Career Statistics									
	GP-GS	MIN/G	FG%	3FG%	FT%	R/G	A/G	STL	BLK	PTS/G	GP-GS	MIN/G	FG%	3FG%	FT%	R/G	A/G	STL	BLK	PTS/G
AKAMETU, Kosy	7-0	8.2	.417	.000	.750	2.0	0.7	1	0	2.3	35-1	7.4	.314	.050	.688	1.4	0.3	5	1	1.9
BAL, Adama	27-27	31.2	.440	.358	.838	3.0	3.2	25	5	14.6	76-27	15.3	.437	.367	.806	1.6	1.4	35	7	6.5
BENJAMIN, Jalen	26-9	13.0	.372	.296	.684	1.1	1.7	5	0	4.8	146-97	25.1	.392	.343	.799	2.1	2.6	92	9	11.3
BRYAN, Tyeree	29-6	25.6	.433	.411	.667	3.7	0.7	7	9	8.4	58-34	28.5	.443	.416	.714	4.6	1.2	25	21	9.5
CAFFARO, Francisco	30-5	15.8	.644	.000	.615	3.9	1.4	10	12	4.5	122-26	12.5	.581	.000	.619	2.9	0.5	20	30	3.1
DOUYON, Malachi	2-0	2.1	.000	.000	.000	0.5	0.0	0	0	0.0	4-0	1.6	.000	.000	.000	0.5	0.0	0	0	0.0
ENSMINGER, Jake	30-6	19.4	.433	.288	.800	4.8	1.7	14	4	4.1	30-6	19.4	.433	.288	.800	4.8	1.7	14	4	4.1
HAMMOND, Christian	17-2	11.8	.392	.200	.800	1.6	0.8	7	1	3.2	17-2	11.8	.392	.200	.800	1.6	0.8	7	1	3.2
KNAPPER, Brenton	21-16	18.6	.405	.380	.706	2.2	1.4	6	4	6.0	52-16	15.8	.376	.347	.714	1.8	1.3	17	6	4.3
MARSHALL JR., Carlos	28-23	23.8	.477	.424	.738	4.3	1.6	22	0	12.7	93-73	26.5	.441	.374	.783	4.0	1.7	77	21	12.3
MCELDON, Luke	11-0	5.8	.538	.000	.600	1.5	0.5	2	3	1.5	11-0	5.8	.538	.000	.600	1.5	0.5	2	3	1.5
O'NEIL, Johnny	30-30	26.3	.440	.338	.640	5.8	1.6	23	23	11.3	100-90	28.7	.435	.370	.615	5.8	1.4	79	119	10.4
OBOYE, Bukky	2-0	4.0	.000	.000	.000	1.0	0.0	0	1	0.0	2-0	4.0	.000	.000	.000	1.0	0.0	0	1	0.0
TILLY, Christoph	26-26	20.1	.552	.333	.712	4.3	1.9	16	15	9.2	52-26	16.1	.546	.286	.687	3.5	1.3	22	27	7.1
TONGUE, Camaron	29-0	11.7	.533	.500	.549	3.0	0.4	4	1	4.5	79-0	10.0	.487	.333	.491	2.6	0.4	10	12	3.6
YARUSSO, Brendan	3-0	2.3	.000	.000	.500	0.0	0.3	0	0	0.3	3-0	2.3	.000	.000	.500	0.0	0.3	0	0	0.3

Scoring

Player	Season Statistics								Career Statistics							
	FG-FGA	FG%	3FG-3FGA	3FG%	FT-FTA	FT%	PTS	PTS/G	FG-FGA	FG%	3FG-3FGA	3FG%	FT-FTA	FT%	PTS	PTS/G
AKAMETU, Kosy	5-12	.417	0-3	.000	6-8	.750	16	2.3	22-70	.314	1-20	.050	22-32	.688	67	1.9
BAL, Adama	129-293	.440	49-137	.358	88-105	.838	395	14.6	162-371	.437	69-188	.367	100-124	.806	493	6.5
BENJAMIN, Jalen	42-113	.372	16-54	.296	26-38	.684	126	4.8	540-1379	.392	224-654	.343	341-427	.799	1645	11.3
BRYAN, Tyeree	93-215	.433	37-90	.411	22-33	.667	245	8.4	211-476	.443	77-185	.416	50-70	.714	549	9.5
CAFFARO, Francisco	47-73	.644	0-0	.000	40-65	.615	134	4.5	132-227	.581	0-0	.000	109-176	.619	373	3.1
DOUYON, Malachi	0-2	.000	0-2	.000	0-0	.000	0	0.0	0-2	.000	0-2	.000	0-0	.000	0	0.0
ENSMINGER, Jake	42-97	.433	15-52	.288	24-30	.800	123	4.1	42-97	.433	15-52	.288	24-30	.800	123	4.1
HAMMOND, Christian	20-51	.392	3-15	.200	12-15	.800	55	3.2	20-51	.392	3-15	.200	12-15	.800	55	3.2
KNAPPER, Brenton	47-116	.405	19-50	.380	12-17	.706	125	6.0	83-221	.376	33-95	.347	25-35	.714	224	4.3
MARSHALL JR., Carlos	127-266	.477	56-132	.424	45-61	.738	355	12.7	409-928	.441	166-444	.374	162-207	.783	1146	12.3
MCELDON, Luke	7-13	.538	0-0	.000	3-5	.600	17	1.5	7-13	.538	0-0	.000	3-5	.600	17	1.5
O'NEIL, Johnny	128-291	.440	52-154	.338	32-50	.640	340	11.3	382-878	.435	177-478	.370	96-156	.615	1037	10.4
OBOYE, Bukky	0-2	.000	0-2	.000	0-0	.000	0	0.0	0-2	.000	0-2	.000	0-0	.000	0	0.0
TILLY, Christoph	96-174	.552	4-12	.333	42-59	.712	238	9.2	148-271	.546	4-14	.286	68-99	.687	368	7.1
TONGUE, Camaron	49-92	.533	4-8	.500	28-51	.549	130	4.5	112-230	.487	12-36	.333	52-106	.491	288	3.6
YARUSSO, Brendan	0-1	.000	0-1	.000	1-2	.500	1	0.3	0-1	.000	0-1	.000	1-2	.500	1	0.3



2023-24 Santa Clara Men's Basketball
Season/Career Statistics
All games

Page 2/2
as of Mar 01, 2024

Totals

Player	Season Statistics								Career Statistics							
	O-REB	D-REB	TOTAL	PF	FO	A	TO	A/TO	O-REB	D-REB	TOTAL	PF	FO	A	TO	A/TO
AKAMETU, Kosy	4	10	14	10	0	5	4	1.3	16	33	49	40	0	10	21	0.5
BAL, Adama	9	73	82	62	1	86	60	1.4	16	102	118	89	1	110	80	1.4
BENJAMIN, Jalen	5	24	29	29	0	45	32	1.4	46	264	310	216	1	373	314	1.2
BRYAN, Tyeree	34	74	108	46	1	20	17	1.2	103	164	267	93	1	71	50	1.4
CAFFARO, Francisco	58	59	117	49	1	42	33	1.3	148	211	359	199	4	56	90	0.6
DOUYON, Malachi	0	1	1	0	0	0	1	0.0	0	2	2	0	0	0	1	0.0
ENSMINGER, Jake	40	104	144	54	1	52	24	2.2	40	104	144	54	1	52	24	2.2
HAMMOND, Christian	3	25	28	18	0	13	13	1.0	3	25	28	18	0	13	13	1.0
KNAPPER, Brenton	5	42	47	15	0	29	23	1.3	8	83	91	38	0	68	46	1.5
MARSHALL JR., Carlos	32	87	119	51	1	45	50	0.9	97	275	372	204	6	156	204	0.8
MCELDON, Luke	12	5	17	7	0	5	7	0.7	12	5	17	7	0	5	7	0.7
O'NEIL, Johnny	40	134	174	69	1	48	39	1.2	116	460	576	223	4	143	179	0.8
OBOYE, Bukky	1	1	2	4	0	0	1	0.0	1	1	2	4	0	0	1	0.0
TILLY, Christoph	42	71	113	72	1	50	42	1.2	63	119	182	109	2	69	56	1.2
TONGUE, Camaron	41	46	87	47	1	13	20	0.7	87	116	203	123	1	30	61	0.5
YARUSSO, Brendan	0	0	0	2	0	1	0	0.0	0	0	0	2	0	1	0	0.0



2023-24 Santa Clara Men's Basketball
Category Leaders
All games

Page 1/3
as of Mar 01, 2024

Points

##	Player	G	Pts	Pts/G
4	Bal, Adama	27	395	14.6
22	Marshall Jr., Carlos	28	355	12.7
14	O'Neil, Johnny	30	340	11.3
1	Bryan, Tyeree	29	245	8.4
13	Tilly, Christoph	26	238	9.2
10	Caffaro, Francisco	30	134	4.5
21	Tongue, Camaron	29	130	4.5
15	Benjamin, Jalen	26	126	4.8
0	Knapper, Brenton	21	125	6.0
44	Ensminger, Jake	30	123	4.1
2	Hammond, Christian	17	55	3.2
20	McEldon, Luke	11	17	1.5
3	Akamet, Kosy	7	16	2.3
50	Yarusso, Brendan	3	1	0.3

Scoring Average

##	Player	G	Pts	Pts/G
4	Bal, Adama	27	395	14.6
22	Marshall Jr., Carlos	28	355	12.7
14	O'Neil, Johnny	30	340	11.3
13	Tilly, Christoph	26	238	9.2
1	Bryan, Tyeree	29	245	8.4
0	Knapper, Brenton	21	125	6.0
15	Benjamin, Jalen	26	126	4.8
21	Tongue, Camaron	29	130	4.5
10	Caffaro, Francisco	30	134	4.5
44	Ensminger, Jake	30	123	4.1
2	Hammond, Christian	17	55	3.2
3	Akamet, Kosy	7	16	2.3
20	McEldon, Luke	11	17	1.5
50	Yarusso, Brendan	3	1	0.3

Field Goal Percentage

##	Player	FG	Att	Pct
10	Caffaro, Francisco	47	73	.644
13	Tilly, Christoph	96	174	.552
20	McEldon, Luke	7	13	.538
21	Tongue, Camaron	49	92	.533
22	Marshall Jr., Carlos	127	266	.477
4	Bal, Adama	129	293	.440
14	O'Neil, Johnny	128	291	.440
44	Ensminger, Jake	42	97	.433
1	Bryan, Tyeree	93	215	.433
3	Akamet, Kosy	5	12	.417
0	Knapper, Brenton	47	116	.405
2	Hammond, Christian	20	51	.392
15	Benjamin, Jalen	42	113	.372

Field Goal Attempts

##	Player	G	Att	Att/G
4	Bal, Adama	27	293	10.9
14	O'Neil, Johnny	30	291	9.7
22	Marshall Jr., Carlos	28	266	9.5
1	Bryan, Tyeree	29	215	7.4
13	Tilly, Christoph	26	174	6.7

Field Goals Made

##	Player	G	Made	Made/G
4	Bal, Adama	27	129	4.8
14	O'Neil, Johnny	30	128	4.3
22	Marshall Jr., Carlos	28	127	4.5
13	Tilly, Christoph	26	96	3.7
1	Bryan, Tyeree	29	93	3.2



2023-24 Santa Clara Men's Basketball
Category Leaders
All games

Page 2/3
as of Mar 01, 2024

3-Point FG Percentage

##	Player	3FG	Att	Pct
21	Tongue, Camaron	4	8	.500
22	Marshall Jr., Carlos	56	132	.424
1	Bryan, Tyeree	37	90	.411
0	Knapper, Brenton	19	50	.380
4	Bal, Adama	49	137	.358
14	O'Neil, Johnny	52	154	.338
13	Tilly, Christoph	4	12	.333
15	Benjamin, Jalen	16	54	.296
44	Ensminger, Jake	15	52	.288
2	Hammond, Christian	3	15	.200

3-Point FG Attempts

##	Player	G	Att	Att/G
14	O'Neil, Johnny	30	154	5.1
4	Bal, Adama	27	137	5.1
22	Marshall Jr., Carlos	28	132	4.7
1	Bryan, Tyeree	29	90	3.1
15	Benjamin, Jalen	26	54	2.1

3-Point FG Made

##	Player	G	Made	Made/G
22	Marshall Jr., Carlos	28	56	2.0
14	O'Neil, Johnny	30	52	1.7
4	Bal, Adama	27	49	1.8
1	Bryan, Tyeree	29	37	1.3
0	Knapper, Brenton	21	19	0.9

Free Throw Percentage

##	Player	Made	Att	Pct
4	Bal, Adama	88	105	.838
44	Ensminger, Jake	24	30	.800
2	Hammond, Christian	12	15	.800
3	Akametu, Kosy	6	8	.750
22	Marshall Jr., Carlos	45	61	.738
13	Tilly, Christoph	42	59	.712
0	Knapper, Brenton	12	17	.706
15	Benjamin, Jalen	26	38	.684
1	Bryan, Tyeree	22	33	.667
14	O'Neil, Johnny	32	50	.640
10	Caffaro, Francisco	40	65	.615
20	McEldon, Luke	3	5	.600
21	Tongue, Camaron	28	51	.549
50	Yarusso, Brendan	1	2	.500

Free Throw Attempts

##	Player	G	Att	Att/G
4	Bal, Adama	27	105	3.9
10	Caffaro, Francisco	30	65	2.2
22	Marshall Jr., Carlos	28	61	2.2
13	Tilly, Christoph	26	59	2.3
21	Tongue, Camaron	29	51	1.8

Free Throws Made

##	Player	G	Made	Made/G
4	Bal, Adama	27	88	3.3
22	Marshall Jr., Carlos	28	45	1.6
13	Tilly, Christoph	26	42	1.6
10	Caffaro, Francisco	30	40	1.3
14	O'Neil, Johnny	30	32	1.1

Rebounds

##	Player	G	Reb	Reb/G
14	O'Neil, Johnny	30	174	5.8
44	Ensminger, Jake	30	144	4.8
22	Marshall Jr., Carlos	28	119	4.3
10	Caffaro, Francisco	30	117	3.9
13	Tilly, Christoph	26	113	4.3

Assists

##	Player	G	Ast	Ast/G
4	Bal, Adama	27	86	3.2
44	Ensminger, Jake	30	52	1.7
13	Tilly, Christoph	26	50	1.9
14	O'Neil, Johnny	30	48	1.6
22	Marshall Jr., Carlos	28	45	1.6



2023-24 Santa Clara Men's Basketball
Category Leaders
All games

Page 3/3
as of Mar 01, 2024

Rebounds Average

##	Player	G	Reb	Reb/G
14	O'Neil, Johnny	30	174	5.8
44	Ensminger, Jake	30	144	4.8
13	Tilly, Christoph	26	113	4.3
22	Marshall Jr., Carlos	28	119	4.3
10	Caffaro, Francisco	30	117	3.9

Steals

##	Player	G	Stl	Stl/G
4	Bal, Adama	27	25	0.9
14	O'Neil, Johnny	30	23	0.8
22	Marshall Jr., Carlos	28	22	0.8
13	Tilly, Christoph	26	16	0.6
44	Ensminger, Jake	30	14	0.5

Offensive Rebounds

##	Player	G	OReb	OReb/G
10	Caffaro, Francisco	30	58	1.9
13	Tilly, Christoph	26	42	1.6
21	Tongue, Camaron	29	41	1.4
14	O'Neil, Johnny	30	40	1.3
44	Ensminger, Jake	30	40	1.3

Blocked Shots

##	Player	G	Blk	Blk/G
14	O'Neil, Johnny	30	23	0.8
13	Tilly, Christoph	26	15	0.6
10	Caffaro, Francisco	30	12	0.4
1	Bryan, Tyeree	29	9	0.3
4	Bal, Adama	27	5	0.2

Defensive Rebounds

##	Player	G	DReb	DReb/G
14	O'Neil, Johnny	30	134	4.5
44	Ensminger, Jake	30	104	3.5
22	Marshall Jr., Carlos	28	87	3.1
1	Bryan, Tyeree	29	74	2.6
4	Bal, Adama	27	73	2.7

Minutes

##	Player	G	Min	Min/G
4	Bal, Adama	27	841	31:10
14	O'Neil, Johnny	30	790	26:21
1	Bryan, Tyeree	29	741	25:34
22	Marshall Jr., Carlos	28	666	23:48
44	Ensminger, Jake	30	581	19:23

Fouls

##	Player	G	PF	PF/G
13	Tilly, Christoph	26	72	2.8
14	O'Neil, Johnny	30	69	2.3
4	Bal, Adama	27	62	2.3
44	Ensminger, Jake	30	54	1.8
22	Marshall Jr., Carlos	28	51	1.8

Turnovers

##	Player	G	TO	TO/G
4	Bal, Adama	27	60	2.2
22	Marshall Jr., Carlos	28	50	1.8
13	Tilly, Christoph	26	42	1.6
14	O'Neil, Johnny	30	39	1.3
10	Caffaro, Francisco	30	33	1.1

Foul Outs

##	Player	G	FO
4	Bal, Adama	27	1
22	Marshall Jr., Carlos	28	1
14	O'Neil, Johnny	30	1
13	Tilly, Christoph	26	1
1	Bryan, Tyeree	29	1



2023-24 Santa Clara Men's Basketball
Season Box Score
All games

Page 1/1
as of Mar 01, 2024

Game Records

Record	Overall	Home	Away	Neutral
ALL GAMES	18-12	10-4	5-6	3-2
CONFERENCE	9-6	5-2	4-4	0-0
NON-CONFERENCE	9-6	5-2	1-2	3-2

Team Box Score

No.	Player				Total		3-Point		F-Throw		Rebounds													
		GP-GS	MIN	AVG	FG-FGA	FG%	3FG-3FGA	3FG%	FT-FTA	FT%	OFF	DEF	TOT	AVG	PF	DQ	A	TO	BLK	STL	PTS	AVG		
4	BAL, Adama	27-27	841:29	31.2	129-293	.440	49-137	.358	88-105	.838	9	73	82	3.0	62	1	86	60	5	25	395	14.6		
22	MARSHALL JR., Carlos	28-23	666:28	23.8	127-266	.477	56-132	.424	45-61	.738	32	87	119	4.3	51	1	45	50	0	22	355	12.7		
14	O'NEIL, Johnny	30-30	790:21	26.3	128-291	.440	52-154	.338	32-50	.640	40	134	174	5.8	69	1	48	39	23	23	340	11.3		
13	TILLY, Christoph	26-26	522:16	20.1	96-174	.552	4-12	.333	42-59	.712	42	71	113	4.3	72	1	50	42	15	16	238	9.2		
1	BRYAN, Tyeree	29-6	741:24	25.6	93-215	.433	37-90	.411	22-33	.667	34	74	108	3.7	46	1	20	17	9	7	245	8.4		
0	KNAPPER, Brenton	21-16	390:42	18.6	47-116	.405	19-50	.380	12-17	.706	5	42	47	2.2	15	0	29	23	4	6	125	6.0		
15	BENJAMIN, Jalen	26-9	337:52	13.0	42-113	.372	16-54	.296	26-38	.684	5	24	29	1.1	29	0	45	32	0	5	126	4.8		
21	TONGUE, Camaron	29-0	338:36	11.7	49-92	.533	4-8	.500	28-51	.549	41	46	87	3.0	47	1	13	20	1	4	130	4.5		
10	CAFFARO, Francisco	30-5	475:02	15.8	47-73	.644	0-0	.000	40-65	.615	58	59	117	3.9	49	1	42	33	12	10	134	4.5		
44	ENSMINGER, Jake	30-6	581:25	19.4	42-97	.433	15-52	.288	24-30	.800	40	104	144	4.8	54	1	52	24	4	14	123	4.1		
2	HAMMOND, Christian	17-2	199:49	11.8	20-51	.392	3-15	.200	12-15	.800	3	25	28	1.6	18	0	13	13	1	7	55	3.2		
3	AKAMETU, Kosy	7-0	57:06	8.2	5-12	.417	0-3	.000	6-8	.750	4	10	14	2.0	10	0	5	4	0	1	16	2.3		
20	MCELDON, Luke	11-0	63:28	5.8	7-13	.538	0-0	.000	3-5	.600	12	5	17	1.5	7	0	5	7	3	2	17	1.5		
50	YARUSSO, Brendan	3-0	06:46	2.3	0-1	.000	0-1	.000	1-2	.500	0	0	0	0.0	2	0	1	0	0	0	1	0.3		
12	OBOYE, Bukky	2-0	08:01	4.0	0-2	.000	0-2	.000	0-0	.000	1	1	2	1.0	4	0	0	1	1	0	0	0.0		
54	DOUYON, Malachi	2-0	04:15	2.1	0-2	.000	0-2	.000	0-0	.000	0	1	1	0.5	0	0	0	1	0	0	0	0.0		
Team											37	53	90					13						
Total		30	6025		832-1811	.459	255-712	.358	381-539	.707	363	809	1172	39.1	535	8	454	379	78	142	2300	76.7		
Opponents		30	6025		760-1792	.424	207-659	.314	437-613	.713	288	681	969	32.3	517	12	360	303	71	209	2164	72.1		

Score by Periods

Team	1st	2nd	OT	TOT
Santa Clara	1083	1207	10	2300
Opponents	1053	1096	15	2164



2023-24 Santa Clara Men's Basketball
Team Game-by-Game
All games

Page 1/1
as of Mar 01, 2024

				Total		3-Pointers		Free throws		Rebounds											
Opponent	Date	Score		FG-FGA	PCT	3FG-3FGA	PCT	FT-FTA	PCT	OFF	DEF	TOT	AVG	PF	A	TO	BLK	STL	PTS	AVG	
Utah Tech	11/08/2023	77-69	W	26-54	.481	8-27	.296	17-28	.607	8	33	41	41.0	21	14	20	8	7	77	77.0	
Saint Francis (PA)	11/11/2023	82-59	W	35-67	.522	6-19	.316	6-13	.462	18	33	51	46.0	15	22	13	2	5	82	79.5	
at Stanford	11/14/2023	89-77	W	33-72	.458	13-28	.464	10-10	1.000	12	30	42	44.7	15	15	10	1	8	89	82.7	
Southeastern La.	11/18/2023	65-63	W	27-53	.509	6-23	.261	5-11	.455	6	23	29	40.8	16	16	13	4	8	65	78.3	
Mississippi Val.	11/20/2023	81-39	W	32-67	.478	6-26	.231	11-15	.733	16	31	47	42.0	12	20	6	5	5	81	78.8	
vs Oregon	11/24/2023	88-82	W	31-60	.517	7-17	.412	19-27	.704	11	28	39	41.5	18	14	10	1	3	88	80.3	
vs Ohio St.	11/25/2023	56-86	L	21-55	.382	6-20	.300	8-16	.500	16	21	37	40.9	15	9	15	1	3	56	76.9	
Menlo	11/29/2023	106-69	W	39-71	.549	17-29	.586	11-15	.733	17	29	46	41.5	16	24	14	4	9	106	80.5	
at California	12/02/2023	69-84	L	27-71	.380	10-29	.345	5-10	.500	17	23	40	41.3	15	10	9	1	3	69	79.2	
vs New Mexico	12/09/2023	76-93	L	22-51	.431	6-17	.353	26-30	.867	9	22	31	40.3	23	16	26	4	5	76	78.9	
Utah St.	12/13/2023	82-84	L	32-56	.571	8-19	.421	10-13	.769	4	30	34	39.7	16	17	19	1	5	82	79.2	
vs Washington St.	12/16/2023	69-61	W	23-56	.411	6-16	.375	17-20	.850	6	30	36	39.4	16	7	10	2	5	69	78.3	
at San Jose St.	12/20/2023	78-81	L	29-58	.500	14-30	.467	6-10	.600	9	23	32	38.8	20	18	14	2	2	78	78.3	
vs Duquesne	12/23/2023	81-73	W	26-53	.491	8-15	.533	21-29	.724	10	25	35	38.6	22	14	13	2	4	81	78.5	
Yale	12/30/2023	58-66	L	21-57	.368	6-21	.286	10-17	.588	11	32	43	38.9	18	11	14	8	5	58	77.1	
at LMU (CA)	01/04/2024	68-57	W	25-58	.431	7-21	.333	11-14	.786	9	33	42	39.1	17	11	9	4	4	68	76.6	
at Pepperdine	01/06/2024	78-72	W	25-51	.490	7-20	.350	21-25	.840	6	30	36	38.9	19	6	11	2	6	78	76.6	
Gonzaga	01/11/2024	77-76	W	29-65	.446	9-28	.321	10-14	.714	14	30	44	39.2	14	21	18	2	6	77	76.7	
Saint Mary's (CA)	01/13/2024	49-73	L	18-48	.375	3-11	.273	10-17	.588	11	16	27	38.5	9	9	13	0	3	49	75.2	
at Pacific	01/18/2024	88-69	W	29-61	.475	15-39	.385	15-22	.682	11	26	37	38.5	21	21	11	0	2	88	75.9	
Portland	01/20/2024	101-86	W	38-69	.551	16-39	.410	9-12	.750	14	25	39	38.5	22	28	9	5	4	101	77.0	
Pepperdine	01/25/2024	94-71	W	32-55	.582	10-20	.500	20-26	.769	11	25	36	38.4	18	19	12	3	6	94	77.8	
at Saint Mary's (CA)	01/31/2024	77-82	L	26-62	.419	8-19	.421	17-22	.773	16	17	33	38.1	26	10	9	3	5	77	77.8	
San Diego	02/03/2024	59-70	L	21-66	.318	4-29	.138	13-18	.722	27	24	51	38.7	14	16	20	0	7	59	77.0	
at San Francisco	02/10/2024	70-71	L	25-48	.521	7-19	.368	13-20	.650	9	20	29	38.3	23	10	17	2	3	70	76.7	
Pacific	02/15/2024	79-53	W	26-66	.394	6-27	.222	21-28	.750	19	37	56	39.0	15	16	10	4	3	79	76.8	
at San Diego	02/17/2024	82-69	W	27-56	.482	7-21	.333	21-25	.840	8	35	43	39.1	20	18	12	3	3	82	77.0	
LMU (CA)	02/22/2024	65-55	W	28-63	.444	5-20	.250	4-11	.364	11	31	42	39.2	16	18	6	0	7	65	76.6	
at Gonzaga	02/24/2024	81-94	L	31-68	.456	11-27	.407	8-11	.727	14	21	35	39.1	21	13	12	3	5	81	76.7	
at Portland	02/29/2024	75-80	Lot	28-74	.378	13-36	.361	6-10	.600	13	26	39	39.1	22	11	4	1	1	75	76.7	
Total		2300		832-1811	.459	255-712	.358	381-539	.707	363	809	1172	39.1	535	454	379	78	142	2300	76.7	
Opponents		2164		760-1792	.424	207-659	.314	437-613	.713	288	681	969	32.3	517	360	303	71	209	2164	72.1	

Santa Clara Averages

Games Played	Points/ game	FG Pct	3FG Pct	FT Pct	Rebounds/ game	Assists/ game	Turnovers/ game	Assist/Turnover ratio	Steals/ game	Blocks/ game
30	76.7	45.9	35.8	70.7	39.1	15.1	12.6	1.2	4.7	2.6



2023-24 Santa Clara Men's Basketball
Team Overall Conference
All games

Page 1/2
as of Mar 01, 2024

Summary

Player	Overall Statistics										Conference Statistics									
	GP-GS	MIN/G	FG%	3FG%	FT%	R/G	A/G	STL	BLK	PTS/G	GP-GS	MIN/G	FG%	3FG%	FT%	R/G	A/G	STL	BLK	PTS/G
BAL, Adama	27-27	31.2	.440	.358	.838	3.0	3.2	25	5	14.6	12-12	31.9	.387	.329	.805	2.4	3.3	10	2	14.4
MARSHALL JR., Carlos	28-23	23.8	.477	.424	.738	4.3	1.6	22	0	12.7	14-9	21.1	.447	.369	.826	2.9	1.4	12	0	10.9
O'NEIL, Johnny	30-30	26.3	.440	.338	.640	5.8	1.6	23	23	11.3	15-15	26.3	.478	.363	.683	6.4	1.3	13	12	13.8
TILLY, Christoph	26-26	20.1	.552	.333	.712	4.3	1.9	16	15	9.2	14-14	21.4	.547	.375	.744	4.4	1.9	8	4	9.7
BRYAN, Tyeree	29-6	25.6	.433	.411	.667	3.7	0.7	7	9	8.4	14-5	26.4	.388	.400	.667	4.1	0.8	2	1	7.3
KNAPPER, Brenton	21-16	18.6	.405	.380	.706	2.2	1.4	6	4	6.0	11-11	22.8	.395	.371	.750	3.4	1.8	5	2	7.5
BENJAMIN, Jalen	26-9	13.0	.372	.296	.684	1.1	1.7	5	0	4.8	14-0	9.8	.404	.240	.682	0.9	1.6	0	0	4.2
TONGUE, Camaron	29-0	11.7	.533	.500	.549	3.0	0.4	4	1	4.5	15-0	12.6	.490	.250	.533	3.4	0.5	2	0	4.3
CAFFARO, Francisco	30-5	15.8	.644	.000	.615	3.9	1.4	10	12	4.5	15-1	13.6	.808	.000	.680	2.9	0.7	5	7	3.9
ENSMINGER, Jake	30-6	19.4	.433	.288	.800	4.8	1.7	14	4	4.1	15-6	25.3	.433	.294	.810	6.7	2.9	6	3	5.3
HAMMOND, Christian	17-2	11.8	.392	.200	.800	1.6	0.8	7	1	3.2	9-2	11.4	.381	.000	.818	2.1	0.4	2	0	2.8
AKAMETU, Kosy	7-0	8.2	.417	.000	.750	2.0	0.7	1	0	2.3	0-0	0.0	.000	.000	.000	0.0	0.0	0	0	0.0
MCELDON, Luke	11-0	5.8	.538	.000	.600	1.5	0.5	2	3	1.5	4-0	4.1	.000	.000	1.000	1.3	0.8	0	1	0.5
YARUSSO, Brendan	3-0	2.3	.000	.000	.500	0.0	0.3	0	0	0.3	2-0	1.6	.000	.000	.500	0.0	0.0	0	0	0.5
OBOYE, Bukky	2-0	4.0	.000	.000	.000	1.0	0.0	0	1	0.0	0-0	0.0	.000	.000	.000	0.0	0.0	0	0	0.0
DOUYON, Malachi	2-0	2.1	.000	.000	.000	0.5	0.0	0	0	0.0	1-0	1.6	.000	.000	.000	0.0	0.0	0	0	0.0
Totals	30		.459	.358	.707	39.1	15.1	142	78	76.7	15		.448	.340	.724	39.3	15.1	65	32	76.2
Opponent	30		.424	.314	.713	32.3	12.0	209	71	72.1	15		.440	.294	.722	30.1	11.0	93	38	71.9

Scoring

Player	Overall Statistics								Conference Statistics							
	FG-FGA	FG%	3FG-3FGA	3FG%	FT-FTA	FT%	PTS	PTS/G	FG-FGA	FG%	3FG-3FGA	3FG%	FT-FTA	FT%	PTS	PTS/G
BAL, Adama	129-293	.440	49-137	.358	88-105	.838	395	14.6	58-150	.387	24-73	.329	33-41	.805	173	14.4
MARSHALL JR., Carlos	127-266	.477	56-132	.424	45-61	.738	355	12.7	55-123	.447	24-65	.369	19-23	.826	153	10.9
O'NEIL, Johnny	128-291	.440	52-154	.338	32-50	.640	340	11.3	75-157	.478	29-80	.363	28-41	.683	207	13.8
TILLY, Christoph	96-174	.552	4-12	.333	42-59	.712	238	9.2	52-95	.547	3-8	.375	29-39	.744	136	9.7
BRYAN, Tyeree	93-215	.433	37-90	.411	22-33	.667	245	8.4	40-103	.388	18-45	.400	4-6	.667	102	7.3
KNAPPER, Brenton	47-116	.405	19-50	.380	12-17	.706	125	6.0	30-76	.395	13-35	.371	9-12	.750	82	7.5
BENJAMIN, Jalen	42-113	.372	16-54	.296	26-38	.684	126	4.8	19-47	.404	6-25	.240	15-22	.682	59	4.2
TONGUE, Camaron	49-92	.533	4-8	.500	28-51	.549	130	4.5	24-49	.490	1-4	.250	16-30	.533	65	4.3
CAFFARO, Francisco	47-73	.644	0-0	.000	40-65	.615	134	4.5	21-26	.808	0-0	.000	17-25	.680	59	3.9
ENSMINGER, Jake	42-97	.433	15-52	.288	24-30	.800	123	4.1	26-60	.433	10-34	.294	17-21	.810	79	5.3
HAMMOND, Christian	20-51	.392	3-15	.200	12-15	.800	55	3.2	8-21	.381	0-5	.000	9-11	.818	25	2.8
AKAMETU, Kosy	5-12	.417	0-3	.000	6-8	.750	16	2.3	0-0	.000	0-0	.000	0-0	.000	0	0.0
MCELDON, Luke	7-13	.538	0-0	.000	3-5	.600	17	1.5	0-1	.000	0-0	.000	2-2	1.000	2	0.5
YARUSSO, Brendan	0-1	.000	0-1	.000	1-2	.500	1	0.3	0-1	.000	0-1	.000	1-2	.500	1	0.5
OBOYE, Bukky	0-2	.000	0-2	.000	0-0	.000	0	0.0	0-0	.000	0-0	.000	0-0	.000	0	0.0
DOUYON, Malachi	0-2	.000	0-2	.000	0-0	.000	0	0.0	0-1	.000	0-1	.000	0-0	.000	0	0.0
Totals	832-1811	.459	255-712	.358	381-539	.707	2300	76.7	408-910	.448	128-376	.340	199-275	.724	1143	76.2
Opponent	760-1792	.424	207-659	.314	437-613	.713	2164	72.1	378-860	.440	86-293	.294	236-327	.722	1078	71.9



2023-24 Santa Clara Men's Basketball
Team Overall Conference
All games

Page 2/2
as of Mar 01, 2024

Totals

Player	Overall Statistics									Conference Statistics								
	O-REB	D-REB	TOTAL	PF	FO	A	TO	A/TO	HI PTS	O-REB	D-REB	TOTAL	PF	FO	A	TO	A/TO	HI PTS
BAL, Adama	9	73	82	62	1	86	60	1.4	28	5	24	29	28	1	39	24	1.6	28
MARSHALL JR., Carlos	32	87	119	51	1	45	50	0.9	29	10	31	41	30	1	20	19	1.1	23
O'NEIL, Johnny	40	134	174	69	1	48	39	1.2	23	27	69	96	38	1	20	21	1.0	23
TILLY, Christoph	42	71	113	72	1	50	42	1.2	22	26	36	62	45	1	27	24	1.1	22
BRYAN, Tyeree	34	74	108	46	1	20	17	1.2	18	20	38	58	21	0	11	4	2.8	18
KNAPPER, Brenton	5	42	47	15	0	29	23	1.3	16	4	33	37	7	0	20	10	2.0	16
BENJAMIN, Jalen	5	24	29	29	0	45	32	1.4	23	3	10	13	14	0	22	11	2.0	23
TONGUE, Camaron	41	46	87	47	1	13	20	0.7	16	25	26	51	23	0	7	12	0.6	10
CAFFARO, Francisco	58	59	117	49	1	42	33	1.3	13	21	22	43	26	1	10	13	0.8	10
ENSMINGER, Jake	40	104	144	54	1	52	24	2.2	17	26	74	100	32	1	44	15	2.9	17
HAMMOND, Christian	3	25	28	18	0	13	13	1.0	7	3	16	19	11	0	4	8	0.5	6
AKAMETU, Kosy	4	10	14	10	0	5	4	1.3	6	0	0	0	0	0	0	0	0.0	0
MCELDON, Luke	12	5	17	7	0	5	7	0.7	6	2	3	5	1	0	3	3	1.0	2
YARUSSO, Brendan	0	0	0	2	0	1	0	1.0	1	0	0	0	1	0	0	0	0.0	1
OBOYE, Bukky	1	1	2	4	0	0	1	0.0	0	0	0	0	0	0	0	0	0.0	0
DOUYON, Malachi	0	1	1	0	0	0	1	0.0	0	0	0	0	0	0	0	1	0.0	0
Totals	363	809	1172	535	8	454	379	1.2	106	193	396	589	277	6	227	173	1.3	101
Opponent	288	681	969	517	12	360	303	1.2	94	122	329	451	256	5	165	134	1.2	94



Santa Clara Men's Basketball
Individual Career Summaries
All games

Page 1/9
as of Mar 01, 2024

AKAMETU, Kosy

				Field Goals		3-Point		F-Throws		Rebounds									Scoring	
SEASON	TEAM	GP-GS	MIN/AVG	FG-FGA	FG%	3FG-3FGA	3FG%	FT-FTA	FT%	OFF	DEF	TOT	AVG	PF-FO	A	TO	BLK	STL	PTS	AVG
2022-23	SCU	28-1	202/7.2	17-58	.293	1-17	.059	16-24	.667	12	23	35	1.3	30-0	5	17	1	4	51	1.8
2023-24	SCU	7-0	57/8.2	5-12	.417	0-3	.000	6-8	.750	4	10	14	2.0	10-0	5	4	0	1	16	2.3
TOTAL		35-1	259/7.4	22-70	.314	1-20	.050	22-32	.688	16	33	49	1.4	40-0	10	21	1	5	67	1.9

Single Game Highs

Statistic	Value	
Points	10	vs UCF 11/20/22
Rebounds	7	at Pacific 01/14/23
Assists	2	at BYU 02/16/23, vs Saint Francis (PA) 11/11/23
Steals	1	5 times
Blocks	1	vs UCF 11/20/22
FG Made	4	vs UCF 11/20/22
FG Attempts	10	vs UCF 11/20/22
3FG Made	1	vs UCF 11/20/22
3FG Attempts	4	vs UCF 11/20/22
FT Made	4	at Utah St. 11/14/22
FT Attempts	4	at Utah St. 11/14/22, vs DePaul 11/18/22, vs Pacific 01/28/23

BAL, Adama

				Field Goals		3-Point		F-Throws		Rebounds									Scoring	
SEASON	TEAM	GP-GS	MIN/AVG	FG-FGA	FG%	3FG-3FGA	3FG%	FT-FTA	FT%	OFF	DEF	TOT	AVG	PF-FO	A	TO	BLK	STL	PTS	AVG
2021-22	UA	23-0	104/4.5	13-27	.481	8-17	.471	0-2	.000	2	8	10	0.4	10-0	10	7	1	3	34	1.5
2022-23	UA	26-0	214/8.2	20-51	.392	12-34	.353	12-17	.706	5	21	26	1.0	17-0	14	13	1	7	64	2.5
2023-24	SCU	27-27	841/31.2	129-293	.440	49-137	.358	88-105	.838	9	73	82	3.0	62-1	86	60	5	25	395	14.6
TOTAL FOR SCU		27-27	841/31.2	129-293	.440	49-137	.358	88-105	.838	9	73	82	3.0	62-1	86	60	5	25	395	14.6
TOTAL		76-27	1160/15.3	162-371	.437	69-188	.367	100-124	.806	16	102	118	1.6	89-1	110	80	7	35	493	6.5

Single Game Highs

Statistic	Value	
Points	28	at Pepperdine 01/06/24
Rebounds	7	at California 12/02/23
Assists	9	vs Portland 01/20/24
Steals	3	vs New Mexico 12/09/23, vs Gonzaga 01/11/24
Blocks	1	7 times
FG Made	10	vs Oregon 11/24/23
FG Attempts	19	at California 12/02/23, at Portland 02/29/24
3FG Made	6	at Portland 02/29/24
3FG Attempts	13	at Portland 02/29/24
FT Made	12	at Pepperdine 01/06/24
FT Attempts	12	at Pepperdine 01/06/24



Santa Clara Men's Basketball
Individual Career Summaries
All games

Page 2/9
as of Mar 01, 2024

BENJAMIN, Jalen

SEASON	TEAM	GP-GS	MIN/AVG	Field Goals		3-Point		F-Throws		Rebounds									Scoring	
				FG-FGA	FG%	3FG-3FGA	3FG%	FT-FTA	FT%	OFF	DEF	TOT	AVG	PF-FO	A	TO	BLK	STL	PTS	AVG
2019-20	UAB	31-26	860/27.8	113-289	.391	53-165	.321	90-109	.826	14	72	86	2.8	48-0	48	89	4	22	369	11.9
2020-21	UAB	29-3	607/20.9	87-246	.354	54-164	.329	40-51	.784	5	31	36	1.2	33-0	45	35	0	22	268	9.2
2021-22	MSM	29-28	885/30.5	127-322	.394	52-138	.377	79-95	.832	8	65	73	2.5	41-0	117	71	3	23	385	13.3
2022-23	MSM	31-31	975/31.4	171-409	.418	49-133	.368	106-134	.791	14	72	86	2.8	65-1	118	87	2	20	497	16.0
2023-24	SCU	26-9	338/13.0	42-113	.372	16-54	.296	26-38	.684	5	24	29	1.1	29-0	45	32	0	5	126	4.8
TOTAL FOR SCU		26-9	338/13.0	42-113	.372	16-54	.296	26-38	.684	5	24	29	1.1	29-0	45	32	0	5	126	4.8
TOTAL		146-97	3665/25.1	540-1379	.392	224-654	.343	341-427	.799	46	264	310	2.1	216-1	373	314	9	92	1645	11.3

Single Game Highs

Statistic	Value	
Points	29	vs Southern Miss. 01/23/20
Rebounds	7	vs Alabama A&M 11/11/19, vs McDaniel 11/15/22, vs Siena 02/10/23
Assists	12	vs Canisius 02/19/23
Steals	3	at Robert Morris 11/19/21, vs McDaniel 11/15/22
Blocks	1	9 times
FG Made	11	vs Iona 03/08/23
FG Attempts	22	at Fairfield 02/12/23, vs Iona 03/08/23
3FG Made	6	vs Middle Tenn. 02/12/20, vs Southern Miss. 01/23/20, vs Washington Col. 11/11/21
3FG Attempts	13	vs Southern Miss. 01/08/21
FT Made	13	vs Iona 02/24/23
FT Attempts	14	vs Iona 02/24/23



Santa Clara Men's Basketball
Individual Career Summaries
All games

Page 3/9
as of Mar 01, 2024

BRYAN, Tyeree

				Field Goals		3-Point		F-Throws		Rebounds										Scoring	
SEASON	TEAM	GP-GS	MIN/AVG	FG-FGA	FG%	3FG-3FGA	3FG%	FT-FTA	FT%	OFF	DEF	TOT	AVG	PF-FO	A	TO	BLK	STL	PTS	AVG	
2022-23	ChaSou	29-28	910/31.4	118-261	.452	40-95	.421	28-37	.757	69	90	159	5.5	47-0	51	33	12	18	304	10.5	
2023-24	SCU	29-6	741/25.6	93-215	.433	37-90	.411	22-33	.667	34	74	108	3.7	46-1	20	17	9	7	245	8.4	
TOTAL FOR SCU		29-6	741/25.6	93-215	.433	37-90	.411	22-33	.667	34	74	108	3.7	46-1	20	17	9	7	245	8.4	
TOTAL		58-34	1651/28.5	211-476	.443	77-185	.416	50-70	.714	103	164	267	4.6	93-1	71	50	21	25	549	9.5	

Single Game Highs

Statistic	Value	
Points	23	vs Kennesaw St. 12/05/22, vs Winthrop 02/18/23
Rebounds	11	at Presbyterian 01/07/23
Assists	5	vs High Point 01/11/23
Steals	2	at Gardner-Webb 12/29/22, at Presbyterian 01/07/23, vs High Point 03/01/23
Blocks	2	vs Toccoa Falls 11/07/22, vs Washington St. 12/16/23
FG Made	9	vs Kennesaw St. 12/05/22, vs Winthrop 02/18/23
FG Attempts	15	vs Winthrop 02/18/23, at California 12/02/23
3FG Made	6	vs Portland 01/20/24
3FG Attempts	9	vs Winthrop 02/18/23
FT Made	5	vs USC Upstate 12/31/22, vs Washington St. 12/16/23
FT Attempts	6	vs Washington St. 12/16/23

CAFFARO, Francisco

				Field Goals		3-Point		F-Throws		Rebounds										Scoring	
SEASON	TEAM	GP-GS	MIN/AVG	FG-FGA	FG%	3FG-3FGA	3FG%	FT-FTA	FT%	OFF	DEF	TOT	AVG	PF-FO	A	TO	BLK	STL	PTS	AVG	
2019-20	UVa	20-2	150/7.5	9-17	.529	0-0	.000	10-15	.667	10	14	24	1.2	24-0	0	9	5	2	28	1.4	
2020-21	UVa	17-0	117/6.9	6-12	.500	0-0	.000	8-10	.800	9	12	21	1.2	16-0	2	7	1	0	20	1.2	
2021-22	UVa	35-16	620/17.7	55-105	.524	0-0	.000	41-68	.603	55	107	162	4.6	79-3	8	32	11	7	151	4.3	
2022-23	UVa	20-3	163/8.2	15-20	.750	0-0	.000	10-18	.556	16	19	35	1.8	31-0	4	9	1	1	40	2.0	
2023-24	SCU	30-5	475/15.8	47-73	.644	0-0	.000	40-65	.615	58	59	117	3.9	49-1	42	33	12	10	134	4.5	
TOTAL FOR SCU		30-5	475/15.8	47-73	.644	0-0	.000	40-65	.615	58	59	117	3.9	49-1	42	33	12	10	134	4.5	
TOTAL		122-26	1525/12.5	132-227	.581	0-0	.000	109-176	.619	148	211	359	2.9	199-4	56	90	30	20	373	3.1	

Single Game Highs

Statistic	Value	
Points	16	vs Virginia Tech 01/12/22
Rebounds	12	at Notre Dame 01/29/22
Assists	5	vs Utah St. 12/13/23
Steals	3	vs Pepperdine 01/25/24
Blocks	2	vs FDU 12/18/21, vs Florida St. 02/26/22, vs Utah Tech 11/08/23
FG Made	5	4 times
FG Attempts	9	vs Wake Forest 01/15/22, at Notre Dame 01/29/22
FT Made	9	vs Utah Tech 11/08/23
FT Attempts	11	vs Utah Tech 11/08/23



Santa Clara Men's Basketball
Individual Career Summaries
All games

Page 4/9
as of Mar 01, 2024

DOUYON, Malachi

				Field Goals		3-Point		F-Throws		Rebounds									Scoring	
SEASON	TEAM	GP-GS	MIN/AVG	FG-FGA	FG%	3FG-3FGA	3FG%	FT-FTA	FT%	OFF	DEF	TOT	AVG	PF-FO	A	TO	BLK	STL	PTS	AVG
2022-23	SCU	2-0	2/1.0	0-0	.000	0-0	.000	0-0	.000	0	1	1	0.5	0-0	0	0	0	0	0	0.0
2023-24	SCU	2-0	4/2.1	0-2	.000	0-2	.000	0-0	.000	0	1	1	0.5	0-0	0	1	0	0	0	0.0
TOTAL		4-0	6/1.6	0-2	.000	0-2	.000	0-0	.000	0	2	2	0.5	0-0	0	1	0	0	0	0.0

Single Game Highs

Statistic	Value	
Rebounds	1	at San Francisco 02/04/23, vs Menlo 11/29/23
FG Attempts	1	vs Menlo 11/29/23, vs Pacific 02/15/24
3FG Attempts	1	vs Menlo 11/29/23, vs Pacific 02/15/24

ENSMINGER, Jake

				Field Goals		3-Point		F-Throws		Rebounds									Scoring	
SEASON	TEAM	GP-GS	MIN/AVG	FG-FGA	FG%	3FG-3FGA	3FG%	FT-FTA	FT%	OFF	DEF	TOT	AVG	PF-FO	A	TO	BLK	STL	PTS	AVG
2023-24	SCU	30-6	581/19.4	42-97	.433	15-52	.288	24-30	.800	40	104	144	4.8	54-1	52	24	4	14	123	4.1
TOTAL		30-6	581/19.4	42-97	.433	15-52	.288	24-30	.800	40	104	144	4.8	54-1	52	24	4	14	123	4.1

Single Game Highs

Statistic	Value	
Points	17	vs Pacific 02/15/24
Rebounds	11	at San Francisco 02/10/24
Assists	6	vs San Diego 02/03/24, vs Pacific 02/15/24
Steals	2	vs Menlo 11/29/23, vs Pepperdine 01/25/24, vs San Diego 02/03/24
Blocks	1	4 times
FG Made	5	vs Pacific 02/15/24
FG Attempts	10	vs Pacific 02/15/24
3FG Made	2	vs Portland 01/20/24
3FG Attempts	5	vs Pacific 02/15/24
FT Made	6	vs Pacific 02/15/24
FT Attempts	7	vs Pacific 02/15/24



Santa Clara Men's Basketball
Individual Career Summaries
All games

Page 5/9
as of Mar 01, 2024

HAMMOND, Christian

				Field Goals		3-Point		F-Throws		Rebounds									Scoring	
SEASON	TEAM	GP-GS	MIN/AVG	FG-FGA	FG%	3FG-3FGA	3FG%	FT-FTA	FT%	OFF	DEF	TOT	AVG	PF-FO	A	TO	BLK	STL	PTS	AVG
2023-24	SCU	17-2	200/11.8	20-51	.392	3-15	.200	12-15	.800	3	25	28	1.6	18-0	13	13	1	7	55	3.2
TOTAL		17-2	200/11.8	20-51	.392	3-15	.200	12-15	.800	3	25	28	1.6	18-0	13	13	1	7	55	3.2

Single Game Highs

Statistic	Value	
Points	7	vs Mississippi Val. 11/20/23, vs Menlo 11/29/23, vs New Mexico 12/09/23
Rebounds	6	vs Pacific 02/15/24
Assists	3	vs New Mexico 12/09/23
Steals	2	vs Mississippi Val. 11/20/23
Blocks	1	vs Saint Francis (PA) 11/11/23
FG Made	3	vs Mississippi Val. 11/20/23, vs Menlo 11/29/23, vs New Mexico 12/09/23
FG Attempts	7	vs Mississippi Val. 11/20/23, vs New Mexico 12/09/23
3FG Made	1	vs Mississippi Val. 11/20/23, vs Menlo 11/29/23, vs New Mexico 12/09/23
3FG Attempts	3	vs Saint Francis (PA) 11/11/23, vs Mississippi Val. 11/20/23, vs Pacific 02/15/24
FT Made	6	vs Pepperdine 01/25/24
FT Attempts	6	vs Pepperdine 01/25/24

KNAPPER, Brenton

				Field Goals		3-Point		F-Throws		Rebounds									Scoring	
SEASON	TEAM	GP-GS	MIN/AVG	FG-FGA	FG%	3FG-3FGA	3FG%	FT-FTA	FT%	OFF	DEF	TOT	AVG	PF-FO	A	TO	BLK	STL	PTS	AVG
2022-23	SCU	31-0	433/14.0	36-105	.343	14-45	.311	13-18	.722	3	41	44	1.4	23-0	39	23	2	11	99	3.2
2023-24	SCU	21-16	391/18.6	47-116	.405	19-50	.380	12-17	.706	5	42	47	2.2	15-0	29	23	4	6	125	6.0
TOTAL		52-16	824/15.8	83-221	.376	33-95	.347	25-35	.714	8	83	91	1.8	38-0	68	46	6	17	224	4.3

Single Game Highs

Statistic	Value	
Points	16	vs Gonzaga 01/11/24
Rebounds	9	at Pepperdine 01/06/24
Assists	5	vs Menlo 11/23/22, vs Pepperdine 02/23/23
Steals	2	vs New Mexico St. 12/07/22, vs UC Irvine 12/15/22, vs LMU (CA) 02/22/24
Blocks	1	6 times
FG Made	6	vs LMU (CA) 02/22/24
FG Attempts	11	vs LMU (CA) 02/22/24
3FG Made	4	vs Gonzaga 01/11/24
3FG Attempts	7	vs Menlo 11/23/22
FT Made	5	at San Francisco 02/04/23
FT Attempts	5	at San Francisco 02/04/23



Santa Clara Men's Basketball
Individual Career Summaries
All games

Page 6/9
as of Mar 01, 2024

MARSHALL JR., Carlos

				Field Goals		3-Point		F-Throws		Rebounds										Scoring	
SEASON	TEAM	GP-GS	MIN/AVG	FG-FGA	FG%	3FG-3FGA	3FG%	FT-FTA	FT%	OFF	DEF	TOT	AVG	PF-FO	A	TO	BLK	STL	PTS	AVG	
2019-20	TSU	32-27	934/29.2	137-334	.410	51-167	.305	53-67	.791	39	102	141	4.4	76-2	64	76	10	25	378	11.8	
2021-22	TSU	30-23	806/26.9	134-310	.432	56-138	.406	59-71	.831	24	79	103	3.4	72-3	43	71	10	30	383	12.8	
2022-23	SCU	3-0	58/19.2	11-18	.611	3-7	.429	5-8	.625	2	7	9	3.0	5-0	4	7	1	0	30	10.0	
2023-24	SCU	28-23	666/23.8	127-266	.477	56-132	.424	45-61	.738	32	87	119	4.3	51-1	45	50	0	22	355	12.7	
TOTAL FOR SCU		31-23	724/23.4	138-284	.486	59-139	.424	50-69	.725	34	94	128	4.1	56-1	49	57	1	22	385	12.4	
TOTAL		93-73	2464/26.5	409-928	.441	166-444	.374	162-207	.783	97	275	372	4.0	204-6	156	204	21	77	1146	12.3	

Single Game Highs

Statistic	Value	
Points	29	at San Jose St. 12/20/23
Rebounds	13	at Jacksonville St. 01/30/20
Assists	6	vs Fisk 11/18/19, at San Jose St. 12/20/23
Steals	5	vs Morehead St. 03/04/20
Blocks	2	vs Murray St. 02/08/20, vs Camp. Harrodsburg 12/21/21
FG Made	10	vs Saint Francis (PA) 11/11/23, at San Jose St. 12/20/23
FG Attempts	19	at San Jose St. 12/20/23
3FG Made	9	at San Jose St. 12/20/23
3FG Attempts	14	at San Jose St. 12/20/23
FT Made	8	at Tennessee Tech 02/01/20, at Morehead St. 01/24/22, at Eastern Ill. 01/29/22
FT Attempts	9	at Tennessee Tech 02/01/20, vs Southeast Mo. St. 01/08/22, at Eastern Ill. 01/29/22

MCELDON, Luke

				Field Goals		3-Point		F-Throws		Rebounds									Scoring	
SEASON	TEAM	GP-GS	MIN/AVG	FG-FGA	FG%	3FG-3FGA	3FG%	FT-FTA	FT%	OFF	DEF	TOT	AVG	PF-FO	A	TO	BLK	STL	PTS	AVG
2023-24	SCU	11-0	63/5.8	7-13	.538	0-0	.000	3-5	.600	12	5	17	1.5	7-0	5	7	3	2	17	1.5
TOTAL		11-0	63/5.8	7-13	.538	0-0	.000	3-5	.600	12	5	17	1.5	7-0	5	7	3	2	17	1.5

Single Game Highs

Statistic	Value	
Points	6	vs Mississippi Val. 11/20/23
Rebounds	3	vs Menlo 11/29/23, vs Pacific 02/15/24
Assists	3	vs Saint Mary's (CA) 01/13/24
Steals	1	vs Saint Francis (PA) 11/11/23, vs Washington St. 12/16/23
Blocks	1	vs Mississippi Val. 11/20/23, vs Duquesne 12/23/23, vs Pacific 02/15/24
FG Made	3	vs Mississippi Val. 11/20/23
FG Attempts	4	vs Mississippi Val. 11/20/23
FT Made	2	vs Pepperdine 01/25/24
FT Attempts	2	vs Menlo 11/29/23, vs Pepperdine 01/25/24



Santa Clara Men's Basketball
Individual Career Summaries
All games

Page 7/9
as of Mar 01, 2024

O'NEIL, Johnny

				Field Goals		3-Point		F-Throws		Rebounds									Scoring	
SEASON	TEAM	GP-GS	MIN/AVG	FG-FGA	FG%	3FG-3FGA	3FG%	FT-FTA	FT%	OFF	DEF	TOT	AVG	PF-FO	A	TO	BLK	STL	PTS	AVG
2020-21	Americ	8-2	222/27.7	26-63	.413	16-41	.390	10-16	.625	7	41	48	6.0	22-0	6	15	12	3	78	9.8
2021-22	Americ	32-31	898/28.1	106-251	.422	49-130	.377	19-33	.576	32	124	156	4.9	66-2	47	71	33	26	280	8.8
2022-23	Americ	30-27	961/32.0	122-273	.447	60-153	.392	35-57	.614	37	161	198	6.6	66-1	42	54	51	27	339	11.3
2023-24	SCU	30-30	790/26.3	128-291	.440	52-154	.338	32-50	.640	40	134	174	5.8	69-1	48	39	23	23	340	11.3
TOTAL FOR SCU		30-30	790/26.3	128-291	.440	52-154	.338	32-50	.640	40	134	174	5.8	69-1	48	39	23	23	340	11.3
TOTAL		100-90	2871/28.7	382-878	.435	177-478	.370	96-156	.615	116	460	576	5.8	223-4	143	179	119	79	1037	10.4

Single Game Highs

Statistic	Value	
Points	23	at Pacific 01/18/24
Rebounds	12	vs Bucknell 02/01/23, vs San Diego 02/03/24
Assists	5	vs Pacific 02/15/24
Steals	4	at Holy Cross 03/01/22, at Lafayette 03/05/23
Blocks	6	at Navy 01/16/21
FG Made	9	vs Loyola Maryland 01/02/23
FG Attempts	21	vs San Diego 02/03/24
3FG Made	6	at Pacific 01/18/24
3FG Attempts	12	at George Washington 12/10/22, vs San Diego 02/03/24
FT Made	6	vs William & Mary 11/16/22
FT Attempts	7	vs San Diego 02/03/24

OBOYE, Bukky

				Field Goals		3-Point		F-Throws		Rebounds									Scoring	
SEASON	TEAM	GP-GS	MIN/AVG	FG-FGA	FG%	3FG-3FGA	3FG%	FT-FTA	FT%	OFF	DEF	TOT	AVG	PF-FO	A	TO	BLK	STL	PTS	AVG
2023-24	SCU	2-0	8/4.0	0-2	.000	0-2	.000	0-0	.000	1	1	2	1.0	4-0	0	1	1	0	0	0.0
TOTAL		2-0	8/4.0	0-2	.000	0-2	.000	0-0	.000	1	1	2	1.0	4-0	0	1	1	0	0	0.0

Single Game Highs

Statistic	Value	
Rebounds	1	vs Saint Francis (PA) 11/11/23, vs Mississippi Val. 11/20/23
Blocks	1	vs Mississippi Val. 11/20/23
FG Attempts	2	vs Mississippi Val. 11/20/23
3FG Attempts	2	vs Mississippi Val. 11/20/23



Santa Clara Men's Basketball
Individual Career Summaries
All games

Page 8/9
as of Mar 01, 2024

TILLY, Christoph

				Field Goals		3-Point		F-Throws		Rebounds										Scoring	
SEASON	TEAM	GP-GS	MIN/AVG	FG-FGA	FG%	3FG-3FGA	3FG%	FT-FTA	FT%	OFF	DEF	TOT	AVG	PF-FO	A	TO	BLK	STL		PTS	AVG
2022-23	SCU	26-0	313/12.0	52-97	.536	0-2	.000	26-40	.650	21	48	69	2.7	37-1	19	14	12	6		130	5.0
2023-24	SCU	26-26	522/20.1	96-174	.552	4-12	.333	42-59	.712	42	71	113	4.3	72-1	50	42	15	16		238	9.2
TOTAL		52-26	835/16.1	148-271	.546	4-14	.286	68-99	.687	63	119	182	3.5	109-2	69	56	27	22		368	7.1

Single Game Highs

Statistic	Value	
Points	22	vs Portland 01/20/24
Rebounds	8	vs Sam Houston 03/15/23, vs Portland 01/20/24, at Gonzaga 02/24/24
Assists	6	vs Pepperdine 01/25/24
Steals	4	vs Southeastern La. 11/18/23
Blocks	4	vs Yale 12/30/23
FG Made	10	vs Southeastern La. 11/18/23, vs Portland 01/20/24
FG Attempts	14	vs Southeastern La. 11/18/23
3FG Made	1	4 times
3FG Attempts	2	vs LMU (CA) 02/22/24
FT Made	5	at Saint Mary's (CA) 01/21/23, vs LMU (CA) 02/11/23, at Gonzaga 02/24/24
FT Attempts	8	vs Oregon 11/24/23

TONGUE, Camaron

				Field Goals		3-Point		F-Throws		Rebounds										Scoring	
SEASON	TEAM	GP-GS	MIN/AVG	FG-FGA	FG%	3FG-3FGA	3FG%	FT-FTA	FT%	OFF	DEF	TOT	AVG	PF-FO	A	TO	BLK	STL		PTS	AVG
2021-22	SCU	19-0	119/6.3	13-29	.448	2-9	.222	3-9	.333	14	19	33	1.7	29-0	5	21	4	2		31	1.6
2022-23	SCU	31-0	334/10.8	50-109	.459	6-19	.316	21-46	.457	32	51	83	2.7	47-0	12	20	7	4		127	4.1
2023-24	SCU	29-0	339/11.7	49-92	.533	4-8	.500	28-51	.549	41	46	87	3.0	47-1	13	20	1	4		130	4.5
TOTAL		79-0	791/10.0	112-230	.487	12-36	.333	52-106	.491	87	116	203	2.6	123-1	30	61	12	10		288	3.6

Single Game Highs

Statistic	Value	
Points	16	vs New Mexico 12/09/23
Rebounds	10	vs Pepperdine 02/23/23
Assists	3	vs Pacific 01/28/23, vs San Diego 02/09/23
Steals	2	vs Pacific 01/28/23, vs Menlo 11/29/23
Blocks	2	at Boise St. 12/14/21
FG Made	6	at San Diego 02/25/23, vs New Mexico 12/09/23
FG Attempts	9	4 times
3FG Made	2	vs Eastern Wash. 11/07/22
3FG Attempts	3	vs Eastern Wash. 11/07/22
FT Made	5	at Gonzaga 02/02/23
FT Attempts	6	at Gonzaga 02/02/23, vs San Diego 02/03/24



Santa Clara Men's Basketball
Individual Career Summaries
All games

Page 9/9
as of Mar 01, 2024

YARUSSO, Brendan

				Field Goals		3-Point		F-Throws		Rebounds									Scoring	
SEASON	TEAM	GP-GS	MIN/AVG	FG-FGA	FG%	3FG-3FGA	3FG%	FT-FTA	FT%	OFF	DEF	TOT	AVG	PF-FO	A	TO	BLK	STL	PTS	AVG
2023-24	SCU	3-0	7/2.3	0-1	.000	0-1	.000	1-2	.500	0	0	0	0.0	2-0	1	0	0	0	1	0.3
TOTAL		3-0	7/2.3	0-1	.000	0-1	.000	1-2	.500	0	0	0	0.0	2-0	1	0	0	0	1	0.3

Single Game Highs

Statistic	Value	
Points	1	vs Pacific 02/15/24
Assists	1	vs Menlo 11/29/23
FG Attempts	1	vs Pepperdine 01/25/24
3FG Attempts	1	vs Pepperdine 01/25/24
FT Made	1	vs Pacific 02/15/24
FT Attempts	2	vs Pacific 02/15/24

2023-24 SANTA CLARA BRONCOS TV/RADIO ROSTER



#0 Brenton Knapper
G • 6-0 • 170 • RSo.
Ontario, Calif.



#1 Tyeree Bryan
G • 6-5 • 205 • Jr.
Orlando, Fla.



#2 Christian Hammond
G • 6-4 • 180 • Fr.
Denver, Colo.



#3 Kosy Akametu
G • 6-5 • 210 • So.
Carson, Calif.



#4 Adama-Alpha Bal
G • 6-7 • 190 • Jr.
Le Mans, France



#10 Francisco Caffaro
C • 7-1 • 242 • Grad
Santa Fe, Argentina



#12 Bukky Oboye
C • 7-1 • 200 • Fr
Houston, Texas



#13 Christoph Tilly
C • 7-0 • 225 • So.
Berlin, Germany



#14 Johnny O'Neil
F • 6-10 • 205 • Jr.
Miami Shores, Fla.



#15 Jalen Benjamin
G • 5-11 • 160 • Grad
Raleigh, N.C.




#20 Luke McEldon
F • 6-10 • 240 • Fr.
London, England



#21 Camaron Tongue
F • 6-7 • Jr.
Medfield, Mass.



#22 Carlos Marshall Jr.
G • 6-6 • 205 • Grad
Memphis, Tenn.




#44 Jake Enslinger
G • 6-9 • 205 • RFr.
Ulm, Germany



Herb Sendek
Head Coach
8th Season



Jason Ludwig
Assistant Coach
8th Season



Scott Garson
Assistant Coach
6th Season



Ryan Madry
Assistant Coach
6th Season