



2 FINAL FOURS | 13 SWEET 16 APPEARANCES | 25 NCAA TOURNAMENT APPEARANCES | 26 WCC REGULAR SEASON TITLES | 21 WCC TOURNAMENT TITLES

## GAME 31

#19/18 Gonzaga Bulldogs (24-6) vs. San Francisco Dons (23-9)

March 11 | 8:30 p.m. | Las Vegas | Orleans Arena

TELEVISION: ESPN2 (Dave Flemming and Sean Farnham)

RADIO: Gonzaga Sports Properties (Tom Hudson and Adam Morrison)

SERIES INFO: The 95th all-time meeting between Gonzaga and San Francisco. The Zags have a 72-22 advantage in the series, and have won 28 straight over the Dons dating back to 2012.

FIRST MEETING: San Francisco edged Gonzaga, 64-62, at USF on Jan. 28, 1961.

LAST MEETING: The Zags beat USF in the Chase Center in San Francisco on Feb. 29, 86-68.



GONZAGA	PPG	RPG	APG	24-6	Overall Record	23-9
Graham Ike	16.9	7.3	1.0	85.6	Points Per Game	77.9
Anton Watson	14.2	7.1	2.5	68.7	Opponent's PPG	65.6
Nolan Hickman	14.0	2.3	2.7	51.9%	FG Percentage	49.0%
Ryan Nembhard	12.8	4.1	6.4	40.2%	Opponent's FG%	42.6%
Braden Huff	9.8	3.7	0.5	35.0%	3PT Percentage	35.4%
				33.1%	Opponent's 3PT%	32.6%
				72.2%	FT Percentage	75.8%
				39.6	Rebounds Per Game	34.0
				31.3	Opponent Rebs PG	29.8
				16.3	Assists Per Game	16.0
				10.1	Turnovers Per Game	11.6
				7.1	Steals Per Game	8.5
				4.1	Blocks Per Game	3.4
				16	NET Ranking	63

### LAST 5 GAMES

W, 70-57, Saint Mary's (March 2)  
W, 86-68, San Francisco (Feb. 29)  
W, 94-81, Santa Clara (Feb. 24)  
W, 86-65, Portland (Feb. 22)  
W, 102-76, Pacific (Feb. 17)

### HEAD COACH

Mark Few (712-141) 25th year

SAN FRANCISCO	PPG	RPG	APG	14.5	10.2	3.5
Jonathan Mogbo	14.5	10.2	3.5			
Marcus Williams	14.0	3.3	3.8			
Malik Thomas	11.5	2.5	0.5			
Ndewedo Newbury	9.3	3.6	1.7			
Mike Sharavjamt	8.1	3.0	2.7			

### LAST 5 GAMES

W, 72-51, Portland (March 9)  
L, 62-69, Santa Clara (March 2)  
L, 68-86, Gonzaga (Feb. 29)  
W, 92-68, Pepperdine (Feb. 24)  
L, 66-70, Saint Mary's (Feb. 20)


### HEAD COACH

Chris Gerlufsen (51-28) 3rd year

### THE TIPOFF

- Second-seeded Gonzaga faces third-seeded San Francisco in the second semifinal of the Credit Union 1 West Coast Conference Championship at the Orleans Arena Monday at 8:30 p.m. This is the 96th all-time meeting between GU and San Francisco. GU has a 73-22 advantage in the series and the Zags have won 29 straight.
- The Bulldogs have won six of the seven all-time meetings in the West Coast Conference Tournament.
- Gonzaga is 65-16 all-time in the West Coast Conference Tournament with 21 titles and 29 finals appearances, including each of the last 26 seasons. GU has won its opening game of tournament in each of the past 26 years.
- GU has been the No. 2 seed at six WCC Tournaments under Mark Few, going 14-1 with five titles.
- The Bulldogs are coming off a 70-57 win at No. 17 Saint Mary's on March 2. GU led for 35 minutes. Graham Ike scored 24 points, while Ryan Nembhard added 20 points and 10 assists, and Ben Gregg scored 12.
- The Zags are 18-0 this season when scoring 80 points and 18-0 when shooting 50 percent from the field. GU is 21-0 this season when shooting 30 percent from behind-the-perimeter and 18-1 when making six or more threes.
- Gonzaga leads the West Coast Conference in field goal percentage (51.9, 2nd in NCAA Div. 1), scoring margin (16.9, 4th in NCAA Div. 1), scoring (85.6, 6th NCAA Div. 1), blocks (4.1) and assists per game (16.3).
- GU is one win from clinching its 17th straight 25-win season. The Zags own the Div. 1 record with 16 straight.
- Few currently boasts the best winning percentage among active head coaches at 83.3 percent, which also is the best in NCAA Div. 1 all-time with a minimum of 10 seasons.

### PROBABLE STARTERS (Based on previous game)



O NEMBHARD

33 GREGG

11 HICKMAN

13 IKE

22 WATSON

MIN -- 35.4

MIN -- 22.5

MIN -- 35.3

MIN -- 23.9

MIN -- 30.7

PPG -- 12.8

PPG -- 8.6

PPG -- 14.0

PPG -- 16.9

PPG -- 14.2

FG% -- 45.3

FG% -- 52.4

FG% -- 45.9

FG% -- 62.0

FG% -- 59.0

AST -- 6.40

3FG% -- 34.8

3FG% -- 41.0

FT% -- 79.7

3FG% -- 43.9

AST/TO -- 2.87

RPG -- 5.6

RPG -- 2.3

RPG -- 7.3

RPG -- 7.1

STL -- 1.17

STL -- 1.23

AST -- 2.70

BLK -- 0.77

STL -- 1.63

### 2023-24 SCHEDULE/RESULTS (R: 12-2; A: 8-2; N: 4-2)

Date	Rank	Opp	Rank	Opponent	TV	Time/Result
NOVEMBER						
3	11/12	-		# LEWIS-CLARK STATE	KHQ	W, 96-58
10	11/12	-RV		YALE	KHQ/ROOT	W, 86-71
14	11/12	-		EASTERN OREGON	KHQ/ROOT PLUS	W, 123-57
20	11/10	2/2		% vs. Purdue	ESPN2	L, 63-73
21	11/10	-		% vs. Syracuse	ESPN2	W, 76-57
22	11/10	RV/24		% vs. UCLA	ESPN2	W, 69-65
28	11/10	-		CSU BAKERSFIELD	KHQ/ROOT PLUS	W, 81-65
DECEMBER						
2	11/10	RV/RV		@ vs. USC	ESPN	W, 89-76
5	7/8	-		ARKANSAS PINE BLUFF	KHQ/ROOT PLUS	W, 111-71
9	7/8	-		at Washington	ESPN2	L, 73-78
11	10/13	-		MISSISSIPPI VALLEY ST	KHQ/ROOT PLUS	W, 78-40
15	10/13	5/5		& vs. UConn	ESPN2	L, 63-76
20	15/16	-		JACKSON STATE	KHQ/ROOT	W, 100-76
29	13/16	RV/RV		SAN DIEGO STATE	ESPN2	L, 74-84
JANUARY						
4	24/25	-		*+ PEPPERDINE	KHQ/ROOT PLUS	W, 86-60
6	24/25	-		* SAN DIEGO	KHQ/ROOT	W, 101-74
11	23/21	-		* at Santa Clara	ESPN	L, 76-77
18	RV/RV	-		* at Pepperdine	KHQ/ROOT PLUS	W, 86-61
20	RV/RV	-		* at San Diego	KHQ/ROOT	W, 105-63
25	RV/RV	RV/-		* SAN FRANCISCO	ESPN2	W, 77-72
27	RV/RV	-		* at Pacific	KAYU/ROOT	W, 82-73
30	RV/RV	-		* LOYOLA MARYMOUNT	ESPN	W, 92-58
FEBRUARY						
3	RV/RV	RV/RV		* SAINT MARY'S	ESPN	L, 62-64
7	RV/RV	-		* PORTLAND	CBS Sports Net	W, 96-64
10	RV/RV	17/15		at Kentucky	CBS	W, 89-85
15	RV/RV	-		* at Loyola Marymount	CBS Sports Net	W, 91-74
17	RV/RV	-		* PACIFIC	KHQ/ROOT	W, 102-76
22	RV/RV	-		* at Portland	KHQ/ROOT	W, 86-65
24	RV/RV	-		* SANTA CLARA	ESPN2	W, 94-81
29	23/22	-		*^ at San Francisco	ESPN2	W, 86-68
MARCH						
2	23/22	17/17		* at Saint Mary's	ESPN	W, 70-57
11	19/18	-		! WCC Semifinals	ESPN2	8:30 p.m.

Pacific times and HOME GAMES are in all caps

# Exhibition game

% Maui Invitational (Honolulu - Stan Sheriff Center)

@ Legends of Basketball Las Vegas Invitational (IMG Grand Arena)

& Continental Tire Seattle Tip-Off (Climate Pledge Arena)

\* West Coast Conference game

+ Game Played at Spokane Arena

^ Game Played at Chase Center

! WCC Championships - Las Vegas (Orleans Arena)

### ZAG STAT

**1** Gonzaga is one win from clinching its 17th straight 25-win season. The Bulldogs own the NCAA Div. 1 record with 16 straight 25-win seasons. The Zags have reached the 25-win plateau in 19 of the last 20 seasons, and 23 of the last 25. GU clinched its 27th straight 20-win season, which is the second longest active run in the nation. (Kansas 33)

### ON THIS DATE




#### March 11, 1999

Richie Frahm scored 24, including five threes, and Gonzaga held on for a 75-63 win over Minnesota in a first-round game in the NCAA West Regional in Seattle. It was the first NCAA tournament victory for the Zags. Matt Santangelo had 14 points and eight assists, Jeremy Eaton 12 points and Quentin Hall 10 points. Casey Calvary had 11 rebounds.

- Gonzaga is 5-0 all-time on March 11



## 2023-24 PLAYER NOTES

	<b>0 Ryan Nembhard</b> <b>G   6-0   175   Jr.</b> Aurora, Ont.   Creighton Sociology <i>pronounced NIM-hard</i>	<b>PPG</b> 23-24 12.8 WCC 13.8 CAREER 12.1 22-23 12.1 23BE 12.3	<b>RPG</b> 4.1 4.0 3.8 4.0 4.9	<b>APG</b> 6.4 6.8 5.2 4.8 4.3	<b>SPG</b> 1.2 1.4 1.0 0.7 0.8	<b>BPG</b> 0.0 0.0 0.1 0.1 0.1	<b>FG%</b> 45.3 51.9 43.0 43.2 45.0	<b>3FG%</b> 31.2 36.1 33.0 35.6 33.3	<b>FT%</b> 73.3 61.7 78.4 87.1 86.8	<b>Season Highs:</b> Points: 22-CSU Bakers. (11/28/23) Rebounds: 9-at USF (2/29/24) Assists: 12-at San Diego (1/20/24) Made 3s: 4-vs. San Diego (1/6/24) <b>Career Highs:</b> Points: 30-Baylor (3/19/23) Rebounds: 11-2x, last at DePaul (3/4/23) Assists: 12-2x, last at USD (1/20/24) Made 3s: 4-4x, San Diego (1/6/24)	2022-23 Preseason Second Team All-Big EAST ... 2022 Maui Invitational All-Tournament Team ... 2022-23 Cousy Point Guard Award Watch List ... 2021-22 Big East Freshman of the Year ... 2021 Paradise Jam All-Tournament Team ... guided Canada to a bronze medal at the FIBA U19 Basketball World Cup in 2021
	<b>2 Steele Venters</b> <b>G   6-7   195   RJr.</b> Ellensburg, Wash. Eastern Washington Organizational Leadership	<b>PPG</b> 23-24 0.0 24WCC 0.0 CAREER 13.5 22-23 15.3 23BS 13.0	<b>RPG</b> 0.0 0.0 3.0 2.8 3.0	<b>APG</b> 0.0 0.0 1.6 1.5 1.6	<b>SPG</b> 0.0 0.0 0.7 0.8 0.6	<b>BPG</b> 0.0 0.0 0.5 0.4 0.4	<b>FG%</b> 0.0 0.0 45.4 45.7 45.7	<b>3FG%</b> 0.0 0.0 40.3 37.1 41.0	<b>FT%</b> 0.0 0.0 84.6 84.5 87.7	<b>Season Highs:</b> Points: Rebounds: Assists: Made 3s: <b>Career Highs:</b> Points: 33-ND State (12/3/22) Rebounds: 9-at Idaho State (2/24/22) Assists: 6-Walla Walla (11/15/21) Made 3s: 6- Southern Utah (12/2/21)	2022-23 Big Sky MVP ... 2022-23 1st Team All-Big Sky ... 2022-23 Big Sky All-Academic Team ... 2021-22 2nd Team All-Big Sky ... 1,130 career points ... 31 20-point games ... Averaged 23 points, eight rebounds and five assists per game as a senior in high school ... 1st team 2A All-State selection as a junior avg'd 26 points per game
	<b>3 Luka Krajnović</b> <b>G   6-5   185   Fr.</b> Zagreb, Croatia Sport Management <i>pronounced cry-nah-vitch</i>	<b>PPG</b> 23-24 2.8 WCC 2.7 CAREER 2.8	<b>RPG</b> 1.4 1.0 1.4	<b>APG</b> 0.6 0.4 0.6	<b>SPG</b> 0.4 0.3 0.4	<b>BPG</b> 0.1 0.1 0.1	<b>FG%</b> 46.2 50.0 46.2	<b>3FG%</b> 28.6 33.3 28.6	<b>FT%</b> 81.3 100 81.3	<b>Season Highs:</b> Points: 7-2x, last Ark.-PB (12/5/23) Rebounds: 4-Eastern Ore. (11/14/23) Assists: 3-Arkansas-PB (12/5/23) Made 3s: 1-Eastern Ore. (11/14/23) <b>Career Highs:</b> Points: 7-2x, last Ark.-PB (12/5/23) Rebounds: 4-Eastern Ore. (11/14/23) Assists: 3-Arkansas-PB (12/5/23) Made 3s: 1-Eastern Ore. (11/14/23)	Croatia-Premier Liga Most Valuable Player of Year and First Team All-League ... played Bosco in the Croatian Premier League, Krajnovic averaged 17.6 points, while shooting 52.7 percent from the field ... led the league with the most total points... 2022 Under-18 Euro Championship A, Krajnovic averaged 13.1 points in seven games for Croatia
	<b>4 Dusty Stromer</b> <b>G   6-6   192   Fr.</b> Sherman Oaks, Calif. Notre Dame Psychology	<b>PPG</b> 23-24 5.1 WCC 4.2 CAREER 5.1	<b>RPG</b> 3.6 3.0 3.6	<b>APG</b> 1.1 0.9 1.1	<b>SPG</b> 0.6 0.6 0.6	<b>BPG</b> 0.5 0.4 0.5	<b>FG%</b> 35.6 37.5 35.6	<b>3FG%</b> 33.7 35.9 33.7	<b>FT%</b> 84.8 78.6 84.8	<b>Season Highs:</b> Points: 15-USC (12/2/23) Rebounds: 8-UCLA (11/22/23) Assists: 5-2x, last at USD (1/20/24) Made 3s: 4-USC (12/2/23) <b>Career Highs:</b> Points: 15-USC (12/2/23) Rebounds: 8-UCLA (11/22/23) Assists: 5-2x, last at USD (1/20/24) Made 3s: 4-USC (12/2/23)	Led HS to CIF D1 title by averaging 17.3 ppg, 5.4 rpg, 2.2 apg and 1.2 spg as senior ... A repeat selection to the L.A. Times All-Star Team and all-CIFSS open division team ... four-star recruit according to ESPN and 247Sports. He ranks as the 34th top recruit in his class on ESPN 100 ... avg'd 20.2 ppg, 6.6 rpg and 1.4 spg as junior
	<b>11 Nolan Hickman</b> <b>G   6-2   183   Jr.</b> Seattle, Wash. Wasatch Academy Sport Management	<b>PPG</b> 23-24 14.0 WCC 15.2 CAREER 8.8 22-23 7.7 23WCC 7.6	<b>RPG</b> 2.3 2.1 2.1 2.4 2.6	<b>APG</b> 2.7 3.1 2.4 3.1 2.6	<b>SPG</b> 1.1 1.2 0.9 1.0 1.0	<b>BPG</b> 0.4 0.3 0.3 0.3 0.3	<b>FG%</b> 45.9 48.0 44.2 42.0 42.4	<b>3FG%</b> 41.0 45.5 36.9 35.4 30.6	<b>FT%</b> 87.5 82.9 82.5 81.3 70.6	<b>Season Highs:</b> Points: 24-vs. LMU (1/30/24) Rebounds: 6-at Portland (2/22/24) Assists: 7-at Saint Mary's (3/2/24) Made 3s: 5-vs. Santa Clara (2/24/24) <b>Career Highs:</b> Points: 24-vs. LMU (1/30/24) Rebounds: 7-Kent State (12/5/22) Assists: 8-Baylor (12/2/22) Made 3s: 5-2x, last vs. SCU (2/24/24)	Seven 5+ assist games last season ... played in all 32 as a freshman ... 2021-22 WCC All-Freshman Team ... 24th-ranked player in the Class of 2021 ... Named a McDonald's All-American and the Utah player of the year by MaxPreps ... averaged 16 points, 3.3 assists and 2.5 rebounds per game as HS senior.
	<b>13 Graham Ike</b> <b>F   6-9   240   RJr.</b> Aurora, Colo.   Wyoming Economics-Arts <i>pronounced Eek-kay</i>	<b>PPG</b> 23-24 16.9 WCC 18.4 CAREER 17.1 21-22 19.5 22MW 20.3	<b>RPG</b> 7.3 6.9 8.0 9.6 10.6	<b>APG</b> 1.0 0.9 1.1 1.3 1.2	<b>SPG</b> 0.7 0.5 0.6 0.7 0.6	<b>BPG</b> 0.8 1.0 0.5 0.3 0.5	<b>FG%</b> 62.0 64.0 55.9 51.0 49.0	<b>3FG%</b> 35.7 33.3 30.8 27.3 25.0	<b>FT%</b> 79.7 83.6 73.8 71.6 74.4	<b>Season Highs:</b> Points: 26-2x, last at USF (2/29/24) Rebounds: 14-2x, last Port. (2/22/24) Assists: 3-2x, last at Port. (2/22/24) Blocks: 2-6x, at Saint Mary's (3/2/24) <b>Career Highs:</b> Points: 35-Denver (12/2/21) Rebounds: 18-at San Jose State (2/13/22) Assists: 3-6x, last at Port. (2/22/24) Blocks: 2-7x, at Saint Mary's (3/2/24)	Sat out 2022-23 season with injury ... 2022-23 Preseason Mountain West Player of the Year ... 2022-23 First Team All-MW by the media and Second Team by the coaches ... ranked 2nd in MW in scoring and rebounding ... avg'd 11.2 ppg and 5.4 rpg as a freshman in 12 games with seven starts ... 3-star recruit in high school.
	<b>14 Pavle Stosic</b> <b>F   6-9   215   Fr.</b> Niš, Serbia Sport Management <i>pronounced paw-vlay stow-sitch</i>	<b>PPG</b> 23-24 1.2 WCC 0.6 CAREER 1.2	<b>RPG</b> 0.8 0.7 0.8	<b>APG</b> 0.2 0.1 0.2	<b>SPG</b> 0.1 0.1 0.1	<b>BPG</b> 0.3 0.1 0.3	<b>FG%</b> 37.5 14.3 37.5	<b>3FG%</b> 0.0 0.0 0.0	<b>FT%</b> 50.0 100 50.0	<b>Season Highs:</b> Points: 4-2x, last vs. Pacific (2/17/24) Rebounds: 3-Arkansas-PB (12/5/23) Assists: 1-2x, last San Diego (1/6/24) Blocks: 2-Eastern Ore. (11/14/23) <b>Season Highs:</b> Points: 4-2x, last vs. Pacific (2/17/24) Rebounds: 3-Arkansas-PB (12/5/23) Assists: 1-2x, last San Diego (1/6/24) Blocks: 2-Eastern Ore. (11/14/23)	Played with the Serbian Top 18 national team in the European Top 18 Challengers tournament in 2021 ... scored 33 points in 5 games, while grabbing 4.2 rpg ... appeared in 8 games in two Adidas Next Generation tournaments in Italy and Turkey with Zaragoza U18 ... also a member of Casademont Zaragoza in the Champions League.
	<b>21 Jun Seok Yeo</b> <b>F   6-8   215   So.</b> Seoul, Korea   Korea Univ. Sport Management <i>pronounced JUNE Suh-k YO</i>	<b>PPG</b> 23-24 2.3 WCC 1.3 CAREER 2.3	<b>RPG</b> 1.3 0.9 1.3	<b>APG</b> 0.3 0.1 0.3	<b>SPG</b> 0.1 0.2 0.1	<b>BPG</b> 0.2 0.1 0.2	<b>FG%</b> 41.9 35.7 41.9	<b>3FG%</b> 14.3 0.0 14.3	<b>FT%</b> 66.7 75.0 66.7	<b>Season Highs:</b> Points: 10-Arkansas-PB (12/5/23) Rebounds: 7-Eastern Or. (11/14/23) Assists: 4-Eastern Ore. (11/14/23) Made 3s: 2-MVST (12/11/23) <b>Season Highs:</b> Points: 10-Arkansas-PB (12/5/23) Rebounds: 7-Eastern Or. (11/14/23) Assists: 4-Eastern Ore. (11/14/23) Made 3s: 2-MVST (12/11/23)	Attended the NBA Global Academy in Australia, graduated from Yongsan High School ... at 2021 FIBA U-19 World Cup in Latvia, Yeo avg'd a tournament-high 25.6 ppg, and 10.6 rpg which was 2nd in the event ... helped Korea's senior national team qualify for the FIBA Asia Cup 2021 avg'd 12.3 ppg and 4 rpg with national team
	<b>22 Anton Watson</b> <b>F   6-8   228   Gr.</b> Spokane, Wash. Gonzaga Prep Organizational Leadership	<b>PPG</b> 23-24 14.2 WCC 13.9 CAREER 9.3 22-23 11.1 23WCC 12.9	<b>RPG</b> 7.1 6.8 5.1 6.2 6.2	<b>APG</b> 2.5 2.4 2.0 2.4 2.4	<b>SPG</b> 1.6 1.7 1.4 1.8 2.0	<b>BPG</b> 0.7 0.8 0.6 0.7 0.4	<b>FG%</b> 59.0 63.6 59.0 60.8 64.8	<b>3FG%</b> 43.9 38.9 30.7 33.3 35.3	<b>FT%</b> 64.4 64.2 62.3 54.8 54.8	<b>Season Highs:</b> Points: 32-2x, last vs. SCU (11/11/24) Rebounds: 13-2x, CSUB (11/18/23) Assists: 6-Jackson St. (12/20/23) Blocks: 2-3x, last at Pacific (2/17/24) <b>Career Highs:</b> Points: 32-2x, last vs. SCU (11/11/24) Rebounds: 13-4x, CSUB (11/18/23) Assists: 8-Pepperdine (12/31/22) Blocks: 3-Northwestern State (12/20/21)	2022-23 Honorable Mention All-WCC ... 2nd in WCC at 66.0 2pt% ... Finished fifth in the WCC for steals per game at 1.3 and totaled 40 steals ... played in all 32 games as sophomore, making 17 starts ... appeared in 15 games as a freshman ... ranked 46th on 247 Sports and was a four-star recruit of Spokane's Gonzaga Prep
	<b>25 Colby Brooks</b> <b>F   6-7   215   RJr.</b> Los Angeles, Calif. Loyola HS Communication Studies	<b>PPG</b> 23-24 1.2 WCC 0.9 CAREER 1.8 22-23 2.6 23WCC 2.5	<b>RPG</b> 1.3 0.8 1.2 1.0 0.8	<b>APG</b> 0.1 0.0 0.1 0.0 0.0	<b>SPG</b> 0.0 0.0 0.1 0.3 0.3	<b>BPG</b> 0.0 0.0 0.1 0.0 0.0	<b>FG%</b> 38.5 33.3 54.2 72.7 80.0	<b>3FG%</b> 0.0 0.0 33.3 50.0 0.0	<b>FT%</b> 44.4 60.0 57.1 50.0 66.7	<b>Season Highs:</b> Points: 5-at San Diego (1/20/24) Rebounds: 7-Eastern Or. (11/14/23) Assists: 1-Arkansas-PB (12/5/23) Blocks: <b>Career Highs:</b> Points: 7-Eastern Oregon (12/28/22) Rebounds: 7-Eastern Or. (11/14/23) Assists: 1-Arkansas-PB (12/5/23) Made 3s: 1-Eastern Oregon (12/28/22)	Appeared in 8 games last season, a total of 22 minutes ... In high school avg'd 16 ppg and 8 rpg as a senior ... named All-Mission League Second Team as a senior ... was a first team selection to the All-Tournament team in three different tournaments ... avg'd 10 ppg and 5 rpg as a junior ... AAU basketball with BTI Elite.
	<b>33 Ben Gregg</b> <b>F   6-10   230   Jr.</b> Clackamas, Ore. Clackamas Sport Management	<b>PPG</b> 23-24 8.6 WCC 9.6 CAREER 5.0 22-23 5.1 23WCC 5.5	<b>RPG</b> 5.6 6.4 3.2 3.0 3.2	<b>APG</b> 1.2 1.8 0.7 0.7 0.8	<b>SPG</b> 1.2 1.3 0.6 0.5 0.4	<b>BPG</b> 0.7 0.7 0.5 0.7 0.7	<b>FG%</b> 52.4 53.5 49.2 50.4 50.7	<b>3FG%</b> 34.8 33.3 35.1 37.7 33.3	<b>FT%</b> 76.1 75.0 72.4 76.2 64.7	<b>Season Highs:</b> Points: 22-vs. San Diego (11/6/24) Rebounds: 11-at USD (1/20/24) Assists: 5-2x, last vs. SCU (2/24/24) Made 3s: 3-2x, last at Port. (2/22/24) <b>Career Highs:</b> Points: 22-vs. San Diego (11/6/24) Rebounds: 11-at USD (1/20/24) Assists: 5-2x, last vs. SCU (2/24/24) Blocks: 3-3x, last vs. LMU (1/30/24)	Appeared in 17 games in 2021-22 ... graduated early, joined Zags as a freshman in 2020-21 ... Played in 18 games for GU in 2020-21 ... No. 29 recruit in ESPN's top 100 in 2020-21 ... as HS junior Oregon Gatorade Player of the Year, after averaging 21.1 points, 9.3 rebounds and 3.3 assists per game
	<b>34 Braden Huff</b> <b>F   6-10   242   RFr.</b> Glen Ellyn, Ill. Glenbard West Undeclared Business	<b>PPG</b> 23-24 9.8 WCC 9.1 CAREER 9.8	<b>RPG</b> 3.7 3.3 3.7	<b>APG</b> 0.5 0.7 0.5	<b>SPG</b> 0.3 0.1 0.3	<b>BPG</b> 0.7 0.9 0.7	<b>FG%</b> 61.3 61.0 61.3	<b>3FG%</b> 33.9 33.3 33.9	<b>FT%</b> 51.0 57.1 51.0	<b>Season Highs:</b> Points: 26-at San Diego (11/20/24) Rebounds: 9-2x, Jack. St. (12/20/23) Assists: 3-vs. San Diego (11/6/24) Made 3s: 3-Syracuse (11/21/23) <b>Season Highs:</b> Points: 26-at San Diego (11/20/24) Rebounds: 9-2x, Jack. St. (12/20/23) Assists: 3-vs. San Diego (11/6/24) Made 3s: 3-Syracuse (11/21/23)	Redshirted last season ... Four-star recruit according to ESPN and 247Sports .... Named Mr. Basketball in Illinois as senior ... averaged 16.4 points, 5.7 rebounds, 3.2 assists and 1.3 steals while shooting 61% from the field as a senior ... led Glenbard West to the Illinois 4A title ... 17.5 ppg, 6.5 rpg, 2.8 apg and 1.5 blocks as a junior

## GENERAL

Location..... Spokane, Wash.  
Founded..... 1887  
Total Enrollment ..... 7,253  
    Undergraduate ..... 5,093  
    Master's Students ..... 1,407  
    Doctoral Students..... 255  
    Law Students ..... 498  
Campus Size ..... 152 acres  
Nickname..... Bulldogs  
Colors ..... Navy and white  
Conference ..... West Coast (WCC)

## ADMINISTRATION

President ..... Dr. Thayne M. McCulloh  
    Alma Mater..... Gonzaga '89  
Athletic Director ..... Chris Standiford  
    Alma Mater..... Gonzaga '91  
Athletic Phone ..... (509) 313-4202  
Ticket Office Phone ..... (509) 313-6000

## SPORTS INFORMATION

Asst. AD/Communications (MBB) ..... Barrett Henderson  
    Office Phone..... (509) 313-4288  
    Cell Phone..... (541) 805-5687  
    Email ..... hendersonb@gonzaga.edu  
SID Mailing Address  
    ..... Gonzaga Athletics  
    ..... 502 E. Boone Ave.  
    ..... Spokane, WA 99258-0066  
Web Site..... www.GoZags.com  
Twitter ..... @ZagMBB  
Instagram ..... @ZagMBB  
Facebook ..... /ZagMBB

## RADIO INFORMATION

Gonzaga Sports Properties  
Contact ..... Mark Livingston  
Address  
    ..... Gonzaga Athletics  
    ..... 502 E. Boone Ave.  
    ..... Spokane, WA 99258-0066  
Phone ..... (509) 313-5729  
Play-by-Play Announcer ..... Tom Hudson  
    Email ..... tomhudson@icloud.com  
Analyst ..... Adam Morrison

## MCCARTHEY ATHLETIC CENTER

Year Opened ..... 2004  
Capacity ..... 6,000  
Consecutive sellouts ..... 295 (11/19/04-present)  
    Straight sellouts overall ..... 317 (since 11/8/01)  
Record ..... 277-18 (.941)  
    Undefeated seasons (last) ..... 7 (2021-22)  
Conference Record..... 148-8 (.947)  
    Undefeated seasons (last) ..... 12 (2021-22)

## 2023-24 ROSTER

### NUMERICAL ROSTER

No.	Name	Pos.	Ht.	Wt.	Yr.	Hometown/High School/College
0	Ryan Nembhard	G	6-0	175	JR	Aurora, ON/Montverde/Creighton
2	Steele Venters	G	6-7	195	RJR	Ellensburg, WA/Ellensburg/Eastern Washington
3	Luka Krajnović	G	6-5	185	FR	Zagreb, Croatia
4	Dusty Stromer	G	6-6	192	FR	Sherman Oaks, CA/Notre Dame
10	Joaquim ArauzMoore	G	6-1	170	FR	Ross, CA/Branson
11	Nolan Hickman	G	6-2	183	JR	Seattle, WA/Wasatch Academy
13	Graham Ike	F	6-9	240	RJR	Aurora, CO/Overland/Wyoming
14	Pavle Stosic	F	6-9	215	FR	Niš, Serbia
15	Joe Few	G	6-0	170	RSO	Spokane, WA/Gonzaga Prep
21	Jun Seok Yeo	F	6-8	215	SO	Seoul, South Korea/NBA Global Academy/Yongsan/Korea U.
22	Anton Watson	F	6-8	228	GR	Spokane, WA/Gonzaga Prep
25	Colby Brooks	F	6-7	215	RJR	Los Angeles, CA/Loyola
33	Ben Gregg	F	6-10	230	JR	Clackamas, OR/Clackamas
34	Braden Huff	F	6-10	242	RFR	Glen Ellyn, IL/Glenbard West

### ALPHABETICAL ROSTER

No.	Name	Pos.	Ht.	Wt.	Yr.	Hometown/High School/College
10	Joaquim ArauzMoore	G	6-1	170	FR	Ross, CA/Branson
25	Colby Brooks	F	6-7	215	RJR	Los Angeles, CA/Loyola
15	Joe Few	G	6-0	170	RSO	Spokane, WA/Gonzaga Prep
33	Ben Gregg	F	6-10	230	JR	Clackamas, OR/Clackamas
11	Nolan Hickman	G	6-2	183	JR	Seattle, WA/Wasatch Academy
34	Braden Huff	F	6-10	242	RFR	Glen Ellyn, IL/Glenbard West
13	Graham Ike	F	6-9	240	RJR	Aurora, CO/Overland/Wyoming
3	Luka Krajnović	G	6-5	185	FR	Zagreb, Croatia
0	Ryan Nembhard	G	6-0	175	JR	Aurora, ON/Montverde/Creighton
14	Pavle Stosic	F	6-9	215	FR	Niš, Serbia
4	Dusty Stromer	G	6-6	192	FR	Sherman Oaks, CA/Notre Dame
2	Steele Venters	G	6-7	195	RJR	Ellensburg, WA/Ellensburg/Eastern Washington
22	Anton Watson	F	6-8	228	GR	Spokane, WA/Gonzaga Prep
21	Jun Seok Yeo	F	6-8	215	SO	Seoul, South Korea/NBA Global Academy/Yongsan/Korea U.

## COACHING STAFF

Head Coach: Mark Few (25th Season), Oregon, 1987  
Assistant Coach: Brian Michaelson (11th Season), Gonzaga, 2005  
Assistant Coach: R-Jay Barsh (First Season) Puget Sound, 2007  
Assistant Coach: Stephen Gentry (Third Season), Gonzaga, 2006  
Assistant Coach: Zach Norvell Jr. (First Season), Gonzaga, 2023  
Assistant Coach - Director of Operations: Jorge Sanz (Sixth Season), Florida Atlantic, 2011  
Video Coordinator: Kurt Bambauer (Second Season), Gonzaga, 2017  
Strength and Conditioning: Travis Knight (18th Season), Gonzaga, 2000  
Athletic Trainer: Josh Therrien (Eighth Season), Washington State, 2007

## PRONUNCIATION GUIDE

Gonzaga: Gone-ZAG-uh (Zag rhymes with "bag")  
Graham IKE: Eek-kay  
Luka KRAJNOVIC: cry-nah-vitch  
JUN SEOK YEO: JUNE Suh-k YO  
PAVLE STOSIC: paw-vlay stow-sitch

## BREAKDOWN BY LOCATION

Washington (4): Few, Hickman, Venters, Watson  
California (3): ArauzMoore, Brooks, Stromer  
Colorado (1): Ike  
Illinois (1): Huff  
Oregon (1): Gregg  
Ontario (1): Nembhard  
Croatia (1): Krajnović  
Serbia (1): Stosic  
South Korea (1): Yeo

## BREAKDOWN BY CLASS

Graduate (1): Watson  
Junior (6): Brooks, Gregg, Hickman, Ike, Nembhard, Venters  
Sophomore (2): Few, Yeo  
Freshman (5): ArauzMoore, Huff, Krajnović, Stosic, Stromer





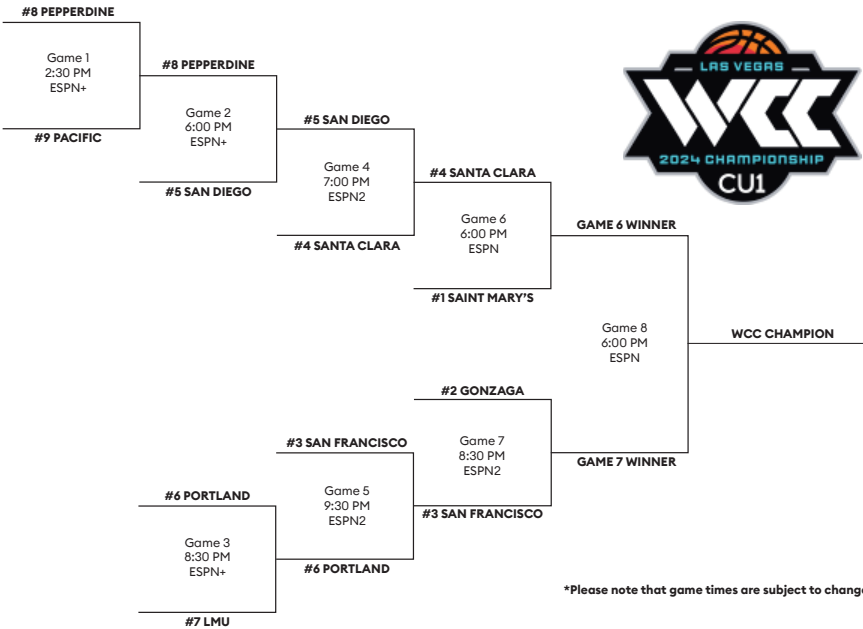
WCC TOURNAMENT CHAMPIONS

Year	Winning School	Losing School	MVP
2023	#1 Gonzaga - 77	#2 Saint Mary's - 51	Drew Timme - GON
2022	#1 Gonzaga - 82	#2 Saint Mary's - 69	Andrew Nembhard - GON
2021	#1 Gonzaga - 88	#2 BYU - 78	Jalen Suggs - GON
2020	#1 Gonzaga - 84	#3 Saint Mary's - 66	Joel Ayayi - GON
2019	#2 Saint Mary's - 60	#1 Gonzaga - 47	Jordan Hunter - SMC
2018	#1 Gonzaga - 74	#3 BYU - 54	Killian Tillie - GON
2017	#1 Gonzaga - 74	#2 Saint Mary's - 56	Nigel Williams-Goss - GON
2016	#2 Gonzaga - 85	#1 Saint Mary's - 75	Kyle Wiltjer - GON
2015	#1 Gonzaga - 91	#2 BYU - 75	Kyle Wiltjer - GON
2014	#1 Gonzaga - 75	#2 BYU - 64	Sam Dower, Jr. - GON
2013	#1 Gonzaga - 65	#2 Saint Mary's - 51	Elias Harris - GON
2012	#1 Saint Mary's - 78	#2 Gonzaga - 74	Matthew Dellavedova - SMC
2011	#2 Gonzaga - 75	#1 Saint Mary's - 63	Marquise Carter - GON
2010	#2 Saint Mary's - 81	#1 Gonzaga - 62	Mickey McConnell - SMC
2009	#1 Gonzaga - 83	#2 Saint Mary's - 58	Micah Downs - GON
2008	#3 San Diego - 69	#1 Gonzaga - 62	Brandon Johnson - USD
2007	#1 Gonzaga - 77	#2 Santa Clara - 68	Derek Raivio - GON
2006	#1 Gonzaga - 68	#2 Loyola Marymount - 67	Adam Morrison - GON
2005	#1 Gonzaga - 80	# 2 Saint Mary's - 67	Adam Morrison - GON
2004	#1 Gonzaga - 84	#2 Saint Mary's - 71	Ronny Turiaf - GON
2003	#2 San Diego - 72	#1 Gonzaga - 63	Jason Keep - USD
2002*	#2 Gonzaga - 96	#1 Pepperdine - 90	Dan Dickau - GON
2001	#1 Gonzaga - 80	#3 Santa Clara - 77	Dan Dickau - GON
2000	#2 Gonzaga - 69	#1 Pepperdine - 65 (ot)	Casey Calvary - GON
1999	#1 Gonzaga - 91	#4 Santa Clara - 66	Matt Santangelo - GON
1998	#5 San Francisco - 80	#1 Gonzaga - 67	Hakeem Ward - USF
1997	#2 Saint Mary's - 66	#3 San Francisco - 59	Brad Millard - SMC
1996	#5 Portland - 76	#2 Gonzaga - 68	Kweemada King - POR
1995	#4 Gonzaga - 80	#2 Portland - 67	John Rillie - GON
1994	#2 Pepperdine - 56	#4 San Diego - 53	Dana Jones - PEP
1993	#3 Santa Clara - 73	#1 Pepperdine - 63	Steve Nash - SCU
1992	#1 Pepperdine - 73	#4 Gonzaga - 70	Doug Christie - PEP
1991	#1 Pepperdine - 71	#4 Saint Mary's - 68 (ot)	Geoff Lear - PEP
1990	Tournament suspended due to death of Hank Gathers - Loyola Marymount received WCC automatic tournament bid		
1989	#3 Loyola Marymount - 75	#5 Santa Clara - 70	Hank Gathers - LMU
1988	#1 Loyola Marymount - 104	#3 Santa Clara - 96	Hank Gathers - LMU
1987	#5 Santa Clara - 77	#7 Pepperdine - 65	Jens Gordan - SCU

\* Gonzaga and Pepperdine tied for the regular-season WCC title. Pepperdine was awarded the No. 1 seed based on winning a coin-flip between the schools.

2024 CREDIT UNION 1 WEST COAST CONFERENCE MEN'S BASKETBALL CHAMPIONSHIP

March 7, 2024    March 8, 2024    March 9, 2024    March 11, 2024    March 12, 2024



## HEAD COACH - MARK FEW



### NOTES

Gonzaga University head coach Mark Few has established himself as one of the most successful coaches in NCAA Division I basketball annals in his 24 seasons at the helm, and in the process has made Bulldog basketball a household name across the country. He served as an assistant coach at GU for 10 seasons prior to take the reins of the program. Few has put together one of the most dominating runs in NCAA history, especially in the West Coast Conference. The Zags have won or shared 22 regular season league titles in his 24 seasons (all but the 1999-2000 and 2011-12 season) and taken home the conference tournament championship 19 times. The Bulldogs won or shared 11 straight West Coast Conference regular-season titles from 2000-11 and from 2012-23, which are the third-best streaks all-time in the NCAA Division I ranks behind UCLA's 13 Pac-10 Conference titles from 1967-79 and Kansas's 14 Big 12 Conference titles from 2005-18. Few led Gonzaga to the national championship game in the program's first-ever Final Four in 2017, and again in the second Final Four in 2021. Under Few, GU has appeared in five Elite Eight appearances (2015, 2017, 2019, 2021 and 2023) and 12 Sweet 16 appearances (2000, '01, '06, '09, '15, '16, '17, '18, '19, '21, '22, '23). He has coached 21 All-Americans, nine Academic All-Americans, 98 all-conference selections, 17 WCC Players of the Year, 10 league newcomers of the year and nine league defenders of the year. Few has also cultivated NBA talent, including current NBA players in Domantas Sabonis, Kelly Olynyk, Zach Collins, Rui Hachimura, Brandon Clarke, Jalen Suggs, Corey Kispert, Chet Holmgren, Andrew Nembhard, Julian Strawther and Filip Petrusev. He also helped recruit and develop Dan Dickau, Richie Frahm, Adam Morrison, Jeremy Pargo, Elias Harris, Austin Daye, Rob Sacre, Ronny Turiaf, Kevin Pangos, Killian Tillie and Joel Ayayi, all NBA players. Morrison was the highest-drafted player in GU history when he was taken No. 3 overall by the Charlotte Bobcats in 2006, but Holmgren was taken second overall by the Oklahoma City Thunder in the 2022 draft.

Entering the 2023-24 Season, Few:

- Is the winningest active coach by percentage at .836 (688-135)
- Ranks second in winning percentage after 21 seasons at .828 (599-124), second after 22 seasons at .834 (630-125) and second after 23 seasons at .836 (657-129).
- Is in the Top 15 among active Division I coaches for most 20-win seasons with 24, never having won less than 20 games in a season ... Is first for most consecutive 20-win seasons for active coaches with 24

In December 2021, Few was named as an assistant coach for the USA men's national team. The coaching staff for the 2022-24 USA Basketball Men's National Team was announced when USA Basketball Men's National Team managing director Grant Hill officially named eight-time NBA championship Golden State Warriors head coach Steve Kerr to lead the USA Men's National Team. Additionally, Few, Miami Heat head mentor Erik Spoelstra and Los Angeles Clippers head coach Tyron Lue will complete the 2022-24 USA National Team coaching staff as assistant coaches. As an assistant coach, Few will help lead the USA National Team in 2022-24, which will include all USA Men's National Team training camps, the 2023 FIBA World Cup that was held in the Philippines, Japan, and Indonesia, and the 2024 Summer Olympic Games that are scheduled for July 26-Aug. 11 in Paris, France. Few was an assistant coach to the Team USA Select Team at the USA Basketball Men's National Team Training Camp in Las Vegas in 2021. Few served as an assistant coach with the 2019 Select Team and was one of nine assistants at the national team's 2018 minicamp in Las Vegas. He was the head coach for the United States team that took third place at the 2015 Pan American Games, and he was an assistant coach when the U.S. won a gold medal at the 2012 FIBA Americas U18 Tournament.

For all that Few has accomplished on the court, his achievements off of it are equally impressive. In 2002, Mark and his wife Marcy initiated the Spokane branch of Coaches vs Cancer. The Few's annual event would become the largest Coaches vs Cancer fundraiser across the country. Quietly and without fanfare, Few has created a culture of giving at Gonzaga. In 2007, Gonzaga began hosting the Ronald McDonald House Charities Classic. For six seasons, these annual games helped raise over \$750,000 for Spokane's Ronald McDonald House. Building on their success with Coaches vs Cancer, the Fews and others in the Spokane region launched the Community Cancer Fund in 2014 to keep more money in the local market while devoting more resources to cancer patients, their families and the local organizations that serve them. In the last six years, the Community Cancer Fund has raised over 17 million dollars bringing the total raised over 18 years between the organizations to well over 25 million dollars. Among the highlights, the charity established a 3-million-dollar endowment to fund Camp Good Times, a week-long summer camp for kids with cancer.

And this year, the Community Cancer Fund worked to increase lodging options for cancer patients and their families traveling to the region for treatment, which included the completion and opening of a 5-million-dollar Hospitality Center at Kootenai Health and a campus expansion of Spokane's Ronald McDonald House.

### HEAD COACH

Year	Overall W L	Conf. W L	WCC Finish	Post-Season
2024	24 6	14 2	2nd	-
2023	31 6	14 2	T-1st	NCAA Elite Eight
2022	28 4	13 1	1st	NCAA Sweet 16
2021	31 1	15 0	1st	NCAA Runner-Up
2020	31 2	15 1	1st	NCAA Canceled
2019	33 4	16 0	1st	NCAA Elite Eight
2018	32 5	17 1	1st	NCAA Sweet 16
2017	37 2	17 1	1st	NCAA Runner-Up
2016	28 8	15 3	T-1st	NCAA Sweet 16
2015	35 3	17 1	1st	NCAA Elite Eight
2014	29 7	15 3	1st	NCAA 3rd Round
2013	32 3	16 0	1st	NCAA 3rd Round
2012	26 7	13 3	2nd	NCAA 3rd Round
2011	25 10	11 3	T-1st	NCAA 3rd Round
2010	27 7	12 2	1st	NCAA 2nd Round
2009	28 6	14 0	1st	NCAA Sweet 16
2008	25 8	13 1	1st	NCAA 1st Round
2007	23 11	11 3	1st	NCAA 1st Round
2006	29 4	14 0	1st	NCAA Sweet 16
2005	26 5	12 2	1st	NCAA 2nd Round
2004	28 3	14 0	1st	NCAA 2nd Round
2003	24 9	12 2	1st	NCAA 2nd Round
2002	29 4	13 1	1st	NCAA 1st Round
2001	26 7	13 1	1st	NCAA Sweet 16
2000	26 9	11 3	2nd	NCAA Sweet 16
<b>TOTAL</b>	<b>712 141</b>	<b>344 36</b>		

### ASSISTANT COACH

Year	Overall W L	Conf. W L	WCC Finish	Post-Season
1999	28 7	12 2	1st	NCAA Elite Eight
1998	24 10	10 4	1st	NIT - 2nd Round
1997	15 12	8 6	T-4th	
1996	21 9	10 4	T-1st	NIT
1995	21 9	7 7	4th	NCAA
1994	22 8	12 2	1st	NIT 2nd Round
1993	19 9	10 4	2nd	
1992	20 10	8 6	3rd	

### GRADUATE ASSISTANT COACH

Year	Overall W L	Conf. W L	WCC Finish	Post-Season
1991	14 14	5 9	4th	
1990	8 20	3 11	8th	

WCC Regular-Season Titles (25)

2013-23; 2001-11; 1998-99; 1996; 1994

WCC Tournament Titles (21)

2020-23; 2013-18; 2009-11; 2004-07; 1999-02; 95

WCC Tournament Championship Games (28)

1998-2023; 1995-96; 1992

NCAA Tournament Appearances (24)

1999-2023; 1995

NIT Appearances (3) 1998, 1996, 1994



## ABOUT THE DONS

- San Francisco enters its third straight WCC Tournament semifinal after cruising to a 72-51 quarterfinal win over Portland Saturday. Four Dons finished in double-digit scoring led by Marcus Williams's 16 points with four three-pointers.
- San Francisco is 18th in the nation in field goal percentage (49.0), right behind GU in the WCC.
- Jonathan Mogbo is seventh in the conference in scoring at 14.5 points per game (15.6 in WCC games). He is seventh in the nation in field goal percentage (64.3). The Missouri State transfer is 13th in the country in rebounds and tops the conference at 10.2 per game.
- Mogbo (3.9) and Williams (3.9) are fifth and in the league is assists per game.
- Williams chips in 14.0 points per game, while Malik Thomas adds 11.5 points.
- Mogbo and Williams were named First Team All-WCC. Mogbo was the league's Newcomer of the Year, while Ryan Beasley was the Freshman of the Year. Thomas and Ndewedo Newbury were honorable mention All-Conference.

## SERIES INFO

- This is the 96th all-time meeting between GU and San Francisco. GU has a 73-22 advantage in the series.
- GU is 52-4 against San Francisco under Mark Few.
- The Zags have won 29 straight versus the Dons. USF's last win in the series came on Feb. 18, 2012, 66-65, at USF.
- The Zags and Dons have met in the WCC semifinals the last two seasons, and including this season USF and Gonzaga have met in five of the seven semifinal rounds.
- GU has won six of the seven all-time meetings in the West Coast Conference Tournament, including the latest in last season's semifinals. Anton Watson scored 20 points and Drew Timme had 17 to help the Bulldogs beat San Francisco 84-73. Ben Gregg added 12 points.
- In the latest meeting on Feb. 29, Graham Ike scored 26 points and No. 23 Gonzaga beat San Francisco 86-68 in the Chase Center in San Francisco. Nolan Hickman scored 22 points and Ryan Nembhard added 15. GU led by one at halftime, then pulled away early in the second half, scoring the first 13 points to build a 14-point lead.
- GU is 27-18 all-time at San Francisco. The Bulldogs have won the last 12 matchups at USF.
- In the matchup earlier this season in Spokane, Gonzaga held off the Dons, 77-72, on Jan. 25. Graham Ike had 22 points, while Anton Watson added 15 points and had seven rebounds and three steals. Ryan Nembhard finished with 13 points and six assists. USF led 31-30 at halftime, but the Zags would take a 13-point lead with 2:44 left in regulation.
- Gonzaga has won 35 in-a-row in Spokane in the series, including all 20 in the McCarthey Athletic Center.
- The Bulldogs are 40-2 against USF in Spokane all-time. The Dons last won in Spokane in 1989, 67-64.
- San Francisco edged GU, 64-62, in the first-ever meeting at USF on Jan. 28, 1961.

## UP NEXT

- With a win, Gonzaga plays in the 2024 University Credit Union West Coast Conference Tournament Championship Game Tuesday at 6 p.m.
- GU's opponent will be the winner of Monday's first semifinal between top-seeded Saint Mary's and fourth-seeded Santa Clara.

## TRIPLE BYE IN VEGAS

- Gonzaga has clinched the second seed in the 2024 West Coast Conference Tournament in Las Vegas.
- The top two seeds earn triple byes in the event to the semifinals on March 11.
- GU has been the top seed in the WCC Tournament in 11 of the 15 years that the event has been in Las Vegas since 2009. The other four years, GU has been the two-seed.

## ZAG TRIO NAMED FIRST TEAM ALL-WCC

- Gonzaga's Graham Ike, Ryan Nembhard, and Anton Watson were named First Team All-West Coast Conference. Nolan Hickman earned second team honors and Braden Huff was tabbed All-Freshman.
- All five major individual awards – along with the All-WCC Teams and the All-Freshman Team – were voted on solely by the league's 10 head coaches.

## NET AND SEEDING

- Gonzaga is currently 16 in the NET. These are the seeds the No. 16 team in the final NET rankings received in the NCAA Tournament.
- 2023 - Duke (5 seed)
- 2022 - Texas (6 seed)
- 2021 - BYU (6 seed)
- 2019 - Florida State (4 seed)

## VIVA LAS ZAGAS

- Gonzaga is 65-16 all-time in the West Coast Conference Tournament with 21 titles and 29 finals appearances, including each of the last 26 seasons.
- The Bulldogs are 51-5 under Mark Few in the WCC Tournament with title-game appearances in all 24 seasons.
- The Zags are 32-3 in the WCC Tournament since 2009, when the event moved to Las Vegas.
- GU's three losses in the event in Las Vegas have all been to Saint Mary's, the 2010, 2012 and 2019 finals.
- The Bulldogs were 34-13 in the conference tournament prior to it coming to Vegas.
- The Zags have never lost an opening game of the tournament in Las Vegas, winning all 15.
- Gonzaga has won the opening game of tournament the past 26 years, dating back to a loss in 64-59 in the 1997 quarterfinals to fourth-seeded San Diego as a fifth-seed.
- The Bulldogs are 31-6 in opening games at the event, including 14-6 in the quarterfinals (nine straight wins).
- Gonzaga has won in the WCC tournament semifinals in each of the past 26 years. The Zags last loss in the WCC semifinals was 1994, 83-75, to San Diego in Santa Clara.
- The Bulldogs are 29-2 in semifinal games at the tournament, winning all 15 in Las Vegas.
- Gonzaga is 12-3 in the WCC Tournament finals played in Las Vegas.
- The Bulldogs are 21-8 in championship games at the tournament.

## ZAGS CLOSE TO 25 WINS ... AGAIN

- Gonzaga has won at least 25 games in each of the last 16 consecutive seasons.
- The Zags have reached the 25-win plateau in 19 of the last 20 seasons, and 23 of the last 25.
- Gonzaga owns the NCAA Div. 1 record with 16 straight 25-win seasons.

## FANTASTIC IN FINALE

- Gonzaga upset No. 17 Saint Mary's in the regular season finale in Moraga, 70-57.
- The victory snapped the Gaels' national-best 16 game win streak and halted SMC's undefeated West Coast Conference season.
- Gonzaga trailed 12-10 to start the game, but closed the half on a 34-16 run, shooting 14-16 from the field over the final 12:07 of the half.
- The Zags scored 44 points and shot 64 percent in the first half, leading 44-28 at halftime. GU's largest lead was 18, twice in the second half.
- Gonzaga at Saint Mary's drew 1.01 million viewers.

## MILESTONE WATCH

- Ryan Nembhard is five assists away from passing Josh Perkins (2017-18) for seventh most in a single season in program history.
- Nembhard is eight assists shy of becoming the fifth Zag with 200+ assists in a single season: Josh Perkins (2018-19) - 234  
Matt Santangelo (1999-00) - 225  
Blake Stepp (2003-04) - 207  
John Stockton (1983-84) - 201
- Nembhard is 13 assists from 500 in his career.
- Anton Watson is 11 points from passing Kyle Wiltjer (1,374) for 23rd on the program's all-time scoring list.
- Watson has played 146 games at GU, which is third in program history behind Przemek Karnowski (152) and Josh Perkins (153).
- Watson is 129-17 (88.4) in his career appearances, his 129 wins are third all-time at GU behind Josh Perkins (134) and Przemek Karnowski (137).
- Graham Ike is 15 points from 1,300 in his career.
- Nolan Hickman is one game played from 100.
- Hickman is 33 points from 900 in his career.

## WHERE WE RANK

- GU is second in the nation in field goal percentage (51.9) and 15th in field goal percentage defense (40.2).
- The Zags lead the WCC in scoring offense (85.6), which also ranks sixth in the nation. GU is fourth in the country in scoring margin at 16.9, which tops the conference.
- The Bulldogs are fourth in the nation in two-point percentage (58.8), led by Ben Gregg who is sixth in the country inside-the-arc at 72.6 percent (53/73).
- Gonzaga is 14th in the country in rebound margin (8.2), and 29th averaging 39.57 rebounds per game.
- Ryan Nembhard tops the WCC in assists per game (6.4), which also ranks ninth in the country. He also leads the WCC in assist-to-turnover ratio (2.87).

## GOLDEN GRAHAM

- Graham Ike recorded his seventh straight 20-point outing in the win at Saint Mary's with 24 points.
- He's the first Zag to have a stretch of seven straight 20 or more point games since Adam Morrison in 2005-06. Prior to that, he was the first with six straight 20 or more point games since Kyle Wiltjer in the 2015-16.
- Ike has scored 20 or more points in 10 of the last 12 games and has a team-high 16 20-point games. He scored 20 or more in 11 of the 16 WCC games.
- He led the WCC with at least 20 points in 16 games this season, which matches Drew Timme's total of 20-point games he had in the 2022-23 regular season.
- He led the West Coast Conference in scoring during

league play at 18.4 points per game at a WCC-best 64 percent shooting from the field.

- He's just the sixth player in conference history to lead in both categories and just the second player since the 1980-81 season to pull off that feat. It's also the sixth consecutive season a Gonzaga player has led the WCC in field goal percentage in conference games.
- Ike is fourth in the conference pulling down 7.3 rebounds per game.
- In the home win over Pacific, Ike made all nine of his shots from the field. It was the most makes without a miss by a Zag since Rui Hachimura went 9-for-9 against Denver on Dec. 21, 2018.

QUITE THE FEAT

- Ryan Nembhard tops the West Coast Conference in assists per game at 6.4, including 6.8 in league games, and assist-to-turnover ratio (2.9, 4.0 in WCC play).
- He is 14th in the conference averaging 12.8 points per outing, and 13.8 in WCC action.
- The junior has 24 games of five or more assists.
- He is sixth in the conference averaging 1.4 steals per league game.
- The Canadian notched double-doubles in both of Gonzaga's double-digit wins, posting 16 points and 11 assists against Loyola Marymount, and 18 points and 10 assists against Pacific, becoming the first Bulldog to have back-to-back double-digit assist games since Derek Raivio had 11 assists versus Portland State and 13 assists against Montana to open the 2004-05 season.
- Nembhard was the first Zag to get back-to-back double-doubles with assists since Dan Dickau on Jan. 12 and 13, 2001 (13 pts, 10 asts at USF and 15 pts, 12 asts at SMC).

HICKMAN HOT OVER LAST FIVE

- Over the last five games, Nolan Hickman is averaging 16.2 points per outing, which is second on the team.
- He is making 50 percent of his shots from the field over that stretch, including 51.7 percent from three (15-of-29).
- The junior is also 12-for-13 from the line. He had a string of 19 straight before missing his second attempt against Santa Clara.
- Hickman is 23-of-41 (56.1 percent) from three-point range over the last eight games.

FEEL FREE TO USE THESE AT A PARTY ...

- The Bulldogs have won 169 straight games when leading by 10 or more points at halftime.
- Since the 2005-06 season, Gonzaga is 268-77 in road or neutral games. The Zags' 77.6-win percentage in road or neutral games tops the nation over that span.
- Gonzaga's eight straight road wins ranks as the third longest current active streak in the country.
- The Bulldogs' eight straight overall wins is the sixth longest current active streak in the nation.
- Anton Watson is the only player in program history to have 1,000 points, 700 rebounds, and 200 steals.
- The Zags are 22-1 when scoring 76 points this season.
- Gonzaga has won 32 of their last 35 games in the month of February. Over the past three seasons, GU is 21-3 in February, with the three losses to Saint Mary's.
- Gonzaga is one of five schools to have its women's and men's teams ranked in the latest AP polls. The Zag women are 29-2 and are ranked No. 15. Gonzaga joins Baylor (Women: 17, Men: 11), Connecticut (Women: 9,

Men: 2), Creighton (Women: 21, Men: 10) and South Carolina (Women: 1, Men: 17) with both teams ranked.

- Gonzaga has the second-best combined record in the nation with the women's and men's teams at 53-8.
- South Carolina is best at 53-5.

DIALING FROM DEEP

- GU is 21-0 this season when shooting 30 percent from behind-the-perimeter.
- The Zags are shooting 38.7 percent from three-point range in their wins and 20 percent in the losses.
- Gonzaga is 18-1 when making six or more threes in a game, with the loss being against Purdue (6-32).

BALANCING ACT

- Five Zags have finished in double-digit scoring in eight of the last 12 games.
- In the win over USC, six Bulldogs scored in double-figures, and Anton Watson had nine points.
- GU had at least three double-digit scorers in 29 of its 30 games of the season, with five double-digit scorers in 11 of the games, and three outings with six double-digit scorers.
- In West Coast Conference play, six Zags are averaging at least 9.4 points per game.
- Anton Watson (1,364), Graham Ike (1,285) and Ryan Nembhard (1,138 points) all are 1,000 career point scorers. Nolan Hickman sits at 867 points in his career.

HALFTIME ADJUSTMENT

- Gonzaga led San Francisco 35-34 at halftime in the win over the Dons at the Chase Center.
- The Zags opened the second half making 13 of their first 14 shots from the field and outscored USF 13-0 to start the second stanza.
- GU opened the second half on a 26-4 run to blow open the score to 61-38.

20/27 VISION

- Gonzaga clinched its 27th straight 20-win season.
- The Zags' 27-straight 20-win seasons rank second for the longest active run in the country. (Kansas 33)
- Prior to the previous 26 seasons, the Bulldogs reached 20 wins in a season eight times since 1907-08.

STREAKS VERSUS THE WCC

- Here's a look at the current streaks over league foes, with GU's last loss versus the opponent at home and on the road. The numbers in parenthesis represents the Zags' win streaks at home and on the road.

WCC Opponent	Wins	Last Road Loss	Last Home Loss
Pepperdine	47	2002 (21)	1998 (26)
San Francisco	29	2012 (11)	1989 (34)
Pacific	20	1976 (9)	-- (8)
Portland	18	2014 (9)	2003 (18)
San Diego	18	2014 (8)	2000 (24)
LMU	3	2010 (12)	2023 (1)
Santa Clara	1	2024 (-)	2007 (17)
Saint Mary's	1	2023 (1)	2024 (-)

MORE IMPRESSIVE WCC STATS

- Since the 2016-17 season, the Zags have won 120 out of their last 128 West Coast Conference regular season games. Including the WCC Tournament, GU is 135-9 over that span.
- The Bulldogs have won 78 of their last 84 games against WCC foes dating back to the 2019-20 season.

HISTORY

First Season.....	1908
All-time Record .....	1,813-1,115 (.617)
NCAA Tournament Appearances .....	25
Record.....	44-24
Last (Round) .....	2023 (Elite Eight)
Consecutive .....	24 (1998-present)
NCAA Sweet 16 Appearances (last).....	13 (2023)
NCAA Elite Eight Appearances (last) .....	6 (2023)
NCAA Final Four Appearances (last).....	2 (2021)
NIT Appearances (last).....	3 (1998)
WCC Championships (last) .....	26 (2023)
WCC Tournament titles (last) .....	21 (2023)

TEAM INFORMATION

2022-23 Record .....	31-6
Home .....	15-1
Away.....	7-2
Neutral .....	10-3
WCC Record .....	13-1
Home .....	7-1
Away.....	7-1
Finish.....	First
Tournament .....	Champions
NCAA Tournament .....	Elite Eight
Associated Press Final Ranking.....	9
USA Today Final Ranking.....	10
Starters Returning/Lost.....	2/3
Letterwinners Returning/Lost .....	4/8
Points/Rebounds Returning .....	31 percent/34 percent

COACHES AND STAFF

Head Coach .....	Mark Few
Alma Mater.....	Oregon '87
Record at Gonzaga.....	712-141 (25)
Overall Record .....	712-141 (25)
Assistant Coach.....	Brian Michaelson
Alma Mater.....	Gonzaga '05
Season on staff .....	11th
Assistant Coach.....	R-Jay Barsh
Alma Mater.....	Puget Sound '07
Season on staff .....	First
Assistant Coach.....	Stephen Gentry
Alma Mater.....	Gonzaga '06
Season on staff .....	Third
Assistant Coach.....	Zach Norvell Jr.
Alma Mater.....	Gonzaga '23
Season on staff .....	First
Assistant Coach - Director of Operations.....	Jorge Sanz
Alma Mater.....	Florida Atlantic '11
Season on staff .....	Sixth
Video Coordinator .....	Kurt Baumbauer
Alma Mater.....	Gonzaga '17
Season on staff .....	Third
Strength and Conditioning Coach .....	Travis Knight
Alma Mater.....	Gonzaga '00
Season on staff .....	18th
Athletic Trainer.....	Josh Therrien
Administrative Assistant.....	Shaniqua Nilles
Academic Support Services.....	Steffany Galbraith
Creative Director - Recruiting .....	Matt Villareal





## MATCHUPS THIS SEASON ...



Official Basketball Box Score - Final  
**San Francisco at Gonzaga**  
01/25/24 McCarthy Athletic Center, Spokane  
2023-24 Men's Basketball

Game Time: 6:00 PM  
Game Duration: 2:14  
Attendance: 6,000

Officials: Jeffrey Anderson, Doug Shows, Terry Oglesby

## San Francisco - 72

Record: 15-6 (4-2)

NO.	Name	Min	FG M-A	3P M-A	FT M-A	Rebounds OR DR TOT	Fouls PF FD	TP	AS	TO	ST	Blocks BS BA	+/-
10	Jonathan Mogbo	F 35:19	4-6	0-0	0-0	3 8 11	4 1 8	4	4	2	0	0 0	3
21	Ndewedo Newbury	F 27:44	6-13	2-6	2-3	5 1 6	5 4 16	2	2	0	2	0	-2
1	Malik Thomas	G 27:33	2-10	2-5	6-6	0 2 2	5 3 12	0	0	2	0	2	-3
5	Mike Sharavjams	G 25:22	1-7	1-6	0-0	0 4 4	1 1 3	1	1	0	0	1	-10
55	Marcus Williams	G 29:31	7-15	3-9	2-3	3 4 7	3 2 19	3	4	0	0	0	-8
0	Ryan Beasley	19:15	1-3	1-2	1-2	1 3 4	4 1 4	0	2	1	0	0	7
11	Josh Kunen	10:38	0-1	0-0	0-0	0 1 1	2 1 0	0	1	0	0	0	-4
3	Isaiah Hawthorne	22:45	4-9	2-5	0-0	0 2 2	2 1 10	0	1	1	0	0	-5
33	Volodymyr Markovetsky	01:52	0-0	0-0	0-0	0 0 0	0 0 0	0	0	0	0	0	-3
12	Justin Bieker	00:01	0-0	0-0	0-0	0 0 0	0 0 0	0	0	0	0	0	0
Team						0 3 3		0		2			
Totals			25-64	11-33	11-14	13 28 41	25 14 72	10	15	4	2	3	-5

Shooting By Period		
1st FG%	12-30	40.0%
3PT%	5-15	33.3%
FT%	2-4	50%
2nd FG%	13-34	38.2%
3PT%	6-18	33.3%
FT%	9-10	90%
GMFG%	25-64	39.1%
3PT%	11-33	33.3%
FT%	11-14	78.6%

Dead Ball Rebounds: 3, 0

Technical Fouls: NONE

## Gonzaga - 77

Record: 14-5 (5-1)

NO.	Name	Min	FG M-A	3P M-A	FT M-A	Rebounds OR DR TOT	Fouls PF FD	TP	AS	TO	ST	Blocks BS BA	+/-
13	Graham Ike	F 30:38	6-10	0-0	10-11	0 7 7	4 8 22	1	2	0	1	0	14
22	Anton Watson	F 32:38	6-8	0-2	3-9	2 5 7	4 7 15	3	0	3	1	0	7
33	Ben Gregg	F 29:55	3-7	2-5	4-4	0 5 5	1 2 12	1	1	0	0	0	7
0	Ryan Nembhard	G 40:00	4-8	1-3	4-8	0 1 1	0 4 13	6	2	2	0	0	5
11	Nolan Hickman	G 40:00	4-10	3-6	0-0	1 1 2	0 3 11	1	2	2	0	1	5
34	Braden Huff	07:33	0-5	0-2	0-0	2 2 4	2 0 0	0	0	0	0	1	-10
4	Dusty Stromer	18:50	1-4	1-3	1-2	1 2 3	3 1 4	0	0	2	1	0	-2
21	Jun Seok Yeo	00:27	0-0	0-0	0-0	0 0 0	0 0 0	0	0	0	0	0	-1
Team						0 3 3		0		0			
Totals			24-52	7-21	22-34	6 26 32	14 25 77	12	7	9	3	2	5

Shooting By Period		
1st FG%	10-28	35.7%
3PT%	5-14	35.7%
FT%	5-10	50%
2nd FG%	14-24	58.3%
3PT%	2-7	28.6%
FT%	17-24	70.8%
GMFG%	24-52	46.2%
3PT%	7-21	33.3%
FT%	22-34	64.7%

Dead Ball Rebounds: 6, 0

Technical Fouls: NONE

	USF	GON
Biggest lead	6 (2 <sup>nd</sup> 16:26)	13 (2 <sup>nd</sup> 2:44)
Best Scoring Run	7 (1 <sup>st</sup> 1:50)	9 (1 <sup>st</sup> 4:54)
Lead Changes	15	
Times Tied	8	
Time with Lead	13:15	19:34

Points from	USF	GON
Turnovers	8	19
Paint	24	28
Second Chance	15	5
Fast Breaks	7	20
Bench	14	4

Period by Period Scoring			
	1st	2nd	TOT
USF	31	41	72
GON	30	47	77



Official Basketball Box Score - Final  
**Gonzaga at San Francisco**  
02/29/24 Chase Center, San Francisco  
2023-24 Men's Basketball

Game Time: 8:00 PM  
Game Duration: 1:55  
Attendance: 6,480

Officials: Michael Greenstein, Ray Natli, Bert Smith

## Gonzaga - 86

Record: 23-6 (13-2)

NO.	Name	Min	FG M-A	3P M-A	FT M-A	Rebounds OR DR TOT	Fouls PF FD	TP	AS	TO	ST	Blocks BS BA	+/-
13	Graham Ike	F 27:49	9-12	0-0	8-8	2 5 7	5 6 26	1	2	1	2	0	26
22	Anton Watson	F 35:54	4-8	0-1	2-4	0 5 5	2 6 10	3	1	2	0	0	32
33	Ben Gregg	F 26:02	2-4	0-2	1-1	1 4 5	2 1 5	1	1	1	0	0	16
0	Ryan Nembhard	G 37:01	5-7	1-1	4-5	1 8 9	3 4 15	6	6	1	0	1	30
11	Nolan Hickman	G 37:52	7-13	2-6	6-6	1 2 3	0 4 22	1	2	2	1	1	28
4	Dusty Stromer	22:48	1-1	0-0	2-2	0 6 6	1 1 4	0	3	0	0	0	8
34	Braden Huff	05:41	2-3	0-0	0-0	0 0 0	3 0 4	0	0	0	1	0	-12
3	Luka Krajnovic	04:14	0-0	0-0	0-0	0 0 0	0 0 0	0	1	1	0	0	-14
15	Joe Few	00:53	0-0	0-0	0-0	0 0 0	0 0 0	0	0	1	0	0	-8
21	Jun Seok Yeo	00:53	0-0	0-0	0-0	0 0 0	0 0 0	0	0	0	0	0	-8
25	Colby Brooks	00:53	0-0	0-0	0-2	0 0 0	0 1 0	0	0	0	0	0	-8
Team						0 0 0		0		0			
Totals			30-48	3-10	23-28	5 30 35	16 23 86	13	17	7	4	2	18

Shooting By Period		
1st FG%	12-24	50.0%
3PT%	0-4	0.0%
FT%	11-12	91.7%
2nd FG%	18-24	75.0%
3PT%	3-6	50.0%
FT%	12-16	75%
GM FG%	30-48	62.5%
3PT%	3-10	30.0%
FT%	23-28	82.1%

Dead Ball Rebounds: 2, 1

Technical Fouls: NONE

## San Francisco - 68

Record: 22-8 (11-4)

NO.	Name	Min	FG M-A	3P M-A	FT M-A	Rebounds OR DR TOT	Fouls PF FD	TP	AS	TO	ST	Blocks BS BA	+/-
10	Jonathan Mogbo	F 35:41	5-9	0-0	4-9	8 3 11	4 8 14	3	4	0	0	0	-25
21	Ndewedo Newbury	F 25:07	1-8	0-5	0-0	1 2 3	2 1 2	0	1	0	0	2	-15
1	Malik Thomas	G 28:52	8-16	4-6	3-5	0 0 0	2 5 23	1	1	1	0	1	-12
5	Mike Sharavjams	G 17:51	1-6	0-2	0-0	0 2 2	2 0 2	0	1	1	1	0	-3
55	Marcus Williams	G 33:40	5-12	1-5	0-0	0 2 2	2 2 11	6	4	4	1	1	-27
33	Volodymyr Markovetsky	03:58	0-0	0-0	0-0	1 0 1	3 0 0	0	0	0	0	0	-6
0	Ryan Beasley	30:36	6-11	2-4	0-0	1 5 6	2 0 14	2	0	2	0	0	-17
13	Robby Beasley	09:53	0-0	0-0	0-0	0 0 0	3 0 0	0	0	0	1	0	8
35	Junjie Wang	06:06	1-4	0-2	0-0	0 1 1	1 0 2	0	0	0	0	0	4
11	Josh Kunen	05:33	0-0	0-0	0-0	0 0 0	2 0 0	0	0	0	0	0	-1
3	Isaiah Hawthorne	01:50	0-1	0-1	0-0	0 0 0	0 0 0	0	0	1	0	0	-4
12	Justin Bieker	00:53	0-0	0-0	0-0	0 0 0	0 0 0	0	1	0	1	0	8
Team						0 0 0		0		0			
Totals			27-67	7-25	7-14	11 15 26	23 16 68	13	12	10	2	4	-18

Shooting By Period		
1st FG%	14-31	45.2%
3PT%	4-10	40.0%
FT%	2-4	50%
2nd FG%	13-36	36.1%
3PT%	3-15	20.0%
FT%	5-10	50%
GM FG%	27-67	40.3%
3PT%	7-25	28.0%
FT%	7-14	50.0%

Dead Ball Rebounds: 5, 1

Technical Fouls: NONE

	GON	USF
Biggest lead	29 (2 <sup>nd</sup> 2:10)	5 (1 <sup>st</sup> 16:54)
Best Scoring Run	17 (2 <sup>nd</sup> 16:21)	11 (2 <sup>nd</sup> 0:23)
Lead Changes	1	
Times Tied	4	
Time with Lead	20:05	17:05

Points from	GON	USF
Turnovers	15	19
Paint	52	32
Second Chance	8	10
Fast Breaks	14	16
Bench	8	16

Period by Period Scoring			
	1st	2nd	TOT
GON	35	51	86
USF	34	34	68

## VERSUS SAN FRANCISCO ...

## CAREER STATS

	GP/GS	PPG	RPG	Note	MPG
Watson	10/6	10.5	5.4	56.0 FG%	26.4
Hickman	8/5	6.9	2.1	7/8 FT	26.1
Gregg	6/2	7.3	2.7	10/24 3FG	17.5

## NOTABLE PERFORMANCES

## Anton Watson

10 pts, 5 rbs, 3 asts (2-29,24, A)  
15 pts, 7 rbs, 6/8 FG (1-25-24, H)  
20 pts, 7 rbs, 2 blks (3-6-23, N)  
15 pts, 10 rbs, 4 stls (2-9-23, H)  
14 pts, 6/9 FG, 4 rbs (1-5-23, A)  
8 pts, 10 rbs, 3 asts (3-7-22, N)  
11 pts, 5 rbs, 2 asts (1-20-22, H)

## Nolan Hickman

22 pts, 2 stls, 6/6 FT (2-29,24, A)  
11 pts, 3 3FGM, 2 stls (1-25-24, H)  
8 pts, 4 asts, 2 stls (3-6-23, N)

## Ben Gregg

12 pts, 5 rbs, 2 3FGM (1-25-24, H)  
12 pts, 4/6 3FG, 16 mins (3-6-23, N)

## LAST FIVE SEASONS

2022-23	N	W	84-73*
	H	W	99-81
	A	W	77-75
2021-22	N	W	81-71*
	A	W	89-73
	H	W	78-62
2020-21	A	W	100-61
	H	W	85-62
2019-20	N	W	81-77*
	H	W	71-54
	A	W	83-79
2018-19	H	W	92-62
	A	W	96-83

\* WCC Tournament in Las Vegas

## THE LAST MEETING

Feb. 29, 2024 - San Francisco - Gonzaga, 86-68  
Graham Ike scored 26 points and No. 23 Gonzaga clinched a bye into the semifinals of the West Coast Conference Tournament by beating San Francisco 86-68. After GU leading by one at halftime, Gonzaga pulled away early in the second half, scoring the first 13 points to build a 14-point lead. Nolan Hickman scored 22 points and Ryan Nembhard added 15. Malik Thomas scored 23 points and Jonathan Mogbo added 14 for San Francisco.

## BY THE NUMBERS

Overall: 73-22  
In Spokane: 40-2  
In McCarthy Athletic Center: 20-0  
In San Francisco: 27-18  
At Neutral Site: 7-2  
Few vs. USF: 52-4  
Gerlufson vs. GON: 0-5  
Most GON Points: 106, 106-67 (1995)  
Most USF Points: 106, 98-106 (ot) (1995)  
Fewest GON Points: 50, 50-62 (1989)  
Fewest USF Points: 41, 69-41 (2013)  
Largest GON Margin: +42, 92-50 (2004)  
Largest USF Margin: +17, 74-91 (1962)  
Last GON Win: 2/19/24, 86-68  
Last USF Win: 2/18/12, 66-65  
Current Streak: Won 29  
Longest GON Win Streak: 29\*  
Longest GON Home Win Streak: 35\*  
Longest GON Away Win Streak: 12\*  
Longest USF Win Streak: 5  
Longest USF Home Win Streak: 10  
Longest USF Away Win Streak: 1  
In Overtime: 3-3

\* Active Streak





**Associated Press Top 25**

(March 4)	REC	PTS
1 Houston (52)	26-3	1539
2 UConn (6)	26-3	1462
3 Purdue (4)	26-3	1459
4 Tennessee	23-6	1364
5 Arizona	23-6	1252
6 Iowa State	23-6	1212
7 North Carolina	23-6	1201
8 Marquette	22-7	1056
9 Duke	23-6	1051
10 Creighton	22-8	983
11 Baylor	21-8	901
12 Illinois	22-7	834
13 Auburn	22-7	746
14 Kansas	21-8	723
15 Kentucky	21-8	711
16 Alabama	20-9	592
17 South Carolina	24-5	579
18 Washington State	23-7	484
19 <b>Gonzaga</b>	24-6	396
20 BYU	21-8	343
21 San Diego State	22-7	338
22 Utah State	24-5	285
23 Saint Mary's	24-7	268
24 South Florida	22-5	154
25 Dayton	22-6	50

**Also receiving votes:** Nevada 42, Florida 39, Boise St. 26, Texas 10, Texas Tech 10, Indiana St 9, Appalachian St 6, New Mexico 5, FAU 4, James Madison 4, Princeton 3, Michigan St. 2, Villanova 2, Colorado St. 2, McNeese St. 2, Richmond 1.

**USA Today/Coaches' Top 25**

(March 4)	REC	PTS
1 Houston (28)	26-3	795
2 UConn (3)	26-3	757
3 Purdue (1)	26-3	745
4 Tennessee	23-6	705
5 Arizona	23-6	644
6 Iowa State	23-6	629
7 North Carolina	23-6	628
8 Duke	23-6	541
9 Marquette	22-7	531
10 Creighton	22-8	487
11 Baylor	21-8	452
12 Illinois	22-7	423
13 Kentucky	21-8	396
14 Auburn	22-7	376
15 Kansas	21-8	366
16 South Carolina	24-5	298
17 Alabama	20-9	289
18 <b>Gonzaga</b>	24-6	215
19 San Diego State	22-7	194
20 Washington State	23-7	182
21 Saint Mary's	24-7	175
22 Utah State	24-5	151
23 BYU	21-8	140
24 South Florida	22-5	88
25 Florida	20-9	42

**Also receiving votes:** Dayton 31, Texas Tech 24, Nevada 24, Boise State 16, Appalachian State 13, James Madison 10, Oklahoma 8, Northwestern 7, Indiana State 5, Clemson 5, TCU 4, Wake Forest 3, Nebraska 1

**PLAYER CAPSULES****#0 RYAN NEMBARD**

6-0 • JR • G • Aurora, Ont.

- 2022-23: Started all 37 games in his sophomore season with Creighton... Averaged 12.1 points per game, and dished 176 total assists... Scored a career-high 30 points against Baylor in the NCAA Tournament... Improved his three point, field goal, and free throw percentages from last season... Named to the Maui Invitational All-Tournament Team after averaging 20.3 points and 4.3 assists... Named to the Bob Cousy Point Guard of the Year Watch List and Preseason Second Team All-BIG EAST.
- 2021-22: In his freshman year, started 27 games for Creighton... Averaged 11.3 points per game, including scoring a season-high 23 points against Xavier... Recorded 34.8 minutes per game and 4.4 assists per game this season, ranking third in the BIG EAST... Included on the BIG EAST All-Freshman Team... Named the BIG EAST Freshman of the Year.
- High School: Was ranked the 62nd player in the country, and a five-star recruit, by ESPN... Went 24-1 as a senior and 25-0 as a junior at Monteverde Academy... Won the GEICO High School National Championship his senior year... Averaged 14.3 points and 9.0 assists at the FIBA U16 Americas Championship in 2019.

**#2 STEELE VENTERS**

6-7 • RJR • G • Ellensburg, Wash.

- 2022-23: Started all 34 games and was named the Big Sky's Most Valuable Player... Averaged 15.3 points per game on 45.7% shooting from the field... Ranked third in three pointers and sixth in made field goals in the Big Sky... Ended the season averaging 2.8 rebounds and 1.5 assists per game... Unanimous selection for the All-Big Sky First Team... Also selected to the Big Sky All-Academic Team.
- 2021-22: Started 33 games and averaged a team-high 16.7 points per game... Shot 43.7% from three this season, ranking sixth in the nation for three point percentage... Scored in double digits 26 times... Averaged 33.7 minutes, 3.9 rebounds, and 2.2 assists per game... Named to the All-Big Sky Second Team.
- 2020-21: Saw action in 17 games... As a walk-on, averaged 3.6 points and 1.4 rebounds in 9.6 minutes per game... Was selected to the Winter Big Sky Conference All-Academic Team.
- 2019-20: Redshirted.
- High School: Averaged 23 points, eight rebounds and five assists per game his senior year... Won the Central Washington Athletic Conference title his senior year... Selected to the Associated Press 2A All-State List after his junior season... Scored over 1,200 points throughout his career.

**#3 LUKA KRAJNOVIC**

6-5 • FR • G • Zagreb, Croatia

- Before Gonzaga: Playing with KK Bosco, a team in the Croatian Premier League, averaged 17.6 points per game and shot 52.7% from the field... Named the Croatia-Premijer Liga Most Valuable Player of Year... Also included on the All-League First Team... Averaged 13.1 points and 5.1 rebounds per game at 2022 Under-18 Euro Championships.

**#4 DUSTY STROMER**

6-6 • FR • G • Sherman Oaks, Calif.

- High School: Ranked as the 34th player, and a four-star recruit, by ESPN... Averaged 17.3 points, 5.4 rebounds, and 2.2 assists per game his senior season... Won the CIF D1 title his senior year... Named the Mission League MVP, and was a repeat selection to the L.A. Times All-Star Team and All-CIFSS Division Team... Did not play his sophomore season due to COVID-19 pandemic, but averaged 13.1 points and 3.9 rebounds his freshman season.

**#10 JOAQUIM ARAUZMOORE**

6-1 • FR • G • Ross, Calif.

- High School: Ranked as the #23 player in Northern California in 2022... Averaged 15.2 points per game, with 131 assists and 89 steals, his senior season... Shot 49% from three and 53% from the field... Named to the All-MCLA First Team... Earned the Marin Independent Journal Player of the Week Award.

**#11 NOLAN HICKMAN**

6-2 • JR • G • Seattle, Wash.

- 2022-23: Started in 36 games, and performed in all 37 games, his sophomore season... Ranked second on the team and seventh in the WCC with 116 assists... Led the Gonzaga backcourt in blocks, with 11, and steals, with 36... Played a career-high 28.1 minutes per game, including all 40 minutes against Kent State... Scored a career-high 20 points against Santa Clara.
- 2021-22: Played in all 32 games... Averaged 5.1 points per game, posting a season-high 16 points against Central Michigan... Finished tied for fourth on the team for steals per game at 0.6, and 20 total on the year... 49 rebounds on the year, of which 46 were defensively... Named to the WCC All-Freshman Team.
- High School: Hickman was the 24th-ranked player in the Class of 2021, and a five-star recruit, according to ESPN... Named a McDonald's All-American and the Utah player of the year by MaxPreps... Averaged 16 points, 3.3 assists and 2.5 rebounds per game as a senior, earning All-American honors and leading Wasatch Academy (Utah) to a top-10 national ranking and a spot in the Geico Nationals.

**#13 GRAHAM IKE**

6-9 • RJR • F • Aurora, Colo.

- 2022-23: Reshirted.
- 2021-22: Started in all 33 games for Wyoming, averaging 19.5 points and 9.6 rebounds per game... Scored a career-high 35 points against Denver, and grabbed a career-high 18 rebounds against San Jose State... Scored in double figures in 34 games, including nine games with over 25 points... Shot 51% from the field... Named to the All-Mountain West First Team by the media.
- 2020-21: Performed in 12 games, starting the final seven games of the season... Averaged 11.2 points and 5.4 rebounds per game... Scored a season-high 32 points in the first round of the Mountain West tournament... Finished the season with a 60% field goal percentage.
- High School: Was a three-star recruit, and averaged 12 points and 8.5 rebounds per game his senior year before injury... Ended his junior year averaging 17.6 points and 12.0 rebounds per game... Named Second-Team All-Colorado after his junior year.

**#14 PAVLE STOSIC**

6-9 • FR • F • Niš, Serbia

- Before Gonzaga: Performed with the Serbian Top 18 national team in 2021, recording 20.0 minutes and 4.2 rebounds per game... Scored a total of 33 points in the tournament, including a 12 point and nine rebound performance against Georgia... Also performed in eight games in two Adidas Next Generation tournaments with Zaragoza U18... Member of Cassademont Zaragoza in the Champions League.

**#15 JOE FEW**

6-0 • JR • G • Spokane, Wash.

- 2022-23: Did not perform due to injury.
- 2021-22: Saw action in 13 games, averaging 1.7 minutes per game... Grabbed nine rebound and dished four assists this season... Scored first career point against BYU on Jan. 13.
- High School: Performed in 32 games at Gonzaga Prep, averaging 7.7 points his senior year... Helped Gonzaga Prep earn a 12-2 league record his junior year, and played in the state tournament game.

**#21 JUN SEOK YEO**

6-8 • SO • F • Seoul, South Korea

- Before Gonzaga: Transferring from Korea University... Performing in the 2021 FIBA U-19 World Cup, averaged an impressive 25.6 points and 10.6 rebounds per game... Finished with 27 points and 13 rebounds against Argentina, and 26 points and 12 rebounds against Spain... Also scored 31 points against Puerto Rico and 36 points against Japan... Helped Korea's senior national team qualify for the 2021 FIBA Asia Cup, averaging 12.3 points per game...



## WEST COAST CONFERENCE

	WCC	PCT	OVER	PCT	STREAK
Saint Mary's	15-1	.938	24-7	.774	L1
<b>Gonzaga</b>	14-2	.875	24-6	.800	W8
San Francisco	11-5	.688	22-9	.710	L2
Santa Clara	10-6	.625	19-12	.613	W1
San Diego	7-9	.438	17-14	.548	W1
LMU	5-11	.312	12-18	.400	L1
Pepperdine	5-11	.312	12-19	.387	L2
Portland	5-11	.312	11-20	.355	W2
Pacific	0-16	.000	6-25	.194	L16

### 2023-24 WCC Awards

Coach of the Year - Randy Bennett, Saint Mary's  
 Player of the Year - Augustas Marciulionis, Saint Mary's  
 Defensive Player of the Year - Mitchell Saxen, Saint Mary's  
 Freshman of the Year - Ryan Beasley, San Francisco  
 Newcomer of the Year - Jonathan Mogbo, San Francisco  
 Sixth Man of the Year - Deuce Turner, San Diego

### All-Conference First Team

Michael Ajayi, Pepperdine  
 Adama-Alpha Bal, Santa Clara  
**Graham Ike, Gonzaga**  
 Aidan Mahaney, Saint Mary's  
 Augustas Marciulionis, Saint Mary's  
 Jonathan Mogbo, San Francisco  
**Ryan Nembhard, Gonzaga**  
 Mitchell Saxen, Saint Mary's  
**Anton Watson, Gonzaga**  
 Marcus Williams, San Francisco

### All-Conference Second Team

Alex Ducas, Saint Mary's  
**Nolan Hickman, Gonzaga**  
 Wayne McKinney III, San Diego  
 Tyler Robertson, Portland  
 Deuce Turner, San Diego

### All-Conference Honorable Mention

Joshua Jefferson, Saint Mary's  
 Houston Mallette, Pepperdine  
 Carlos Marshall Jr., Santa Clara  
 Alex Merkviladze, LMU  
 Ndewedo Newbury, San Francisco  
 Jevon Porter, Pepperdine  
 Malik Thomas, San Francisco  
 Christoph Tilly, Santa Clara

### All-Freshman Team

Ryan Beasley, San Francisco  
 Jake Ensminger, Santa Clara  
 Tyler Harris, Portland  
**Braden Huff, Gonzaga**  
 Kevin Patton Jr., San Diego

### 2023-24 Preseason Poll

1. Saint Mary's (5)	61
2. <b>Gonzaga</b> (4)	60
3. San Francisco	45
4. Loyola Marymount	42
5. Santa Clara	41
6. Portland	27
7. Pepperdine	22
8. Pacific	16
9. San Diego	10
(First place votes)	

### 2023 WCC Preseason Team

Alex Ducas	Saint Mary's
<b>Graham Ike</b>	<b>Gonzaga</b>
Keli Leaupepe	LMU
Aidan Mahaney	Saint Mary's
Houston Mallette	Pepperdine
<b>Ryan Nembhard</b>	<b>Gonzaga</b>
Jevon Porter	Pepperdine
Tyler Robertson	Portland
Mitchell Saxen	Saint Mary's
<b>Anton Watson</b>	<b>Gonzaga</b>

Recorded 16.2 points and 1.8 blocks per game at the 2018 FIBA U18 Asian Championships.

### #22 ANTON WATSON

- 6-8 • GR • F • Spokane, Wash.
- 2022-23: Started and played in all 37 games this season, averaging a career-high 29.0 minutes and 11.1 points per game... Recorded a career-high 6.2 rebounds and 2.4 assists per outing... Ended the season with 66 steals and 25 blocks, leading the Zags in both categories... Shot 60.8% from the field and 33.3% from three... Dished a career-high eight assists against Pepperdine, and tied a career-high with 13 rebounds against Pacific... Grabbed a career-high 88 offensive rebounds... Now second for the most career steals in the NCAA Tournament, with 17 total steals... Named a WCC Honorable Mention.
  - 2021-22: Appeared in all 32 games... Scored a total of 235 points, posting a season-high against Pepperdine with 19 points... Recorded a career-best 11 rebounds at Santa Clara and had four double digit rebounding games... Had a total of 149 rebounds; 104 defensively... 60 assists... Finished fifth in WCC for steals per game at 1.3 and totaled 40 steals.
  - 2020-21: Played in all 32 games, making 17 starts... Averaged 6.2 points per game... Had a career-best performance at Portland with 23 points... Scored double-digits seven times... Recorded a career-best 10 rebounds against Pepperdine.
  - 2019-2020: Appeared in 15 games, making five starts and averaging 4.9 points and 3.1 rebounds... Missed the final 14 games of the season with shoulder injury... Recorded season-high 15 points and eight rebounds in a win over North Dakota.
  - High School: Led Gonzaga Prep to a pair of 4A state titles... Averaged 21.6 points, 7.1 rebounds and 3.8 assists as a senior... Was named the Associated Press and Seattle Times All-State Player of the Year in 2018 and 2019... Two-time state tournament MVP and two-time Greater Spokane League MVP.

### #25 COLBY BROOKS

- 6-7 • RJR • F • Los Angeles, Calif.
- 2022-23: Performed in eight games, recording 2.6 points and 1.0 rebounds per outing... Played 22 total minutes this season... Ended the season with a 72.7% field goal and 80.0% free throw percentage... Dropped a career-high seven points against North Florida.
  - High School: Averaged 16 points and eight rebounds per game, and was named to the All-Mission League Second Team in his senior season... Earned the MVP of the St. Ignatius Tournament after averaging 18 points and six rebounds per game... Played AAU basketball with BTI Elite.

### #33 BEN GREGG

- 6-10 • JR • F • Clackamas, Ore.
- 2022-23: Saw action in 36 games, recording a career-high 12.1 minutes and 5.1 points per game... Registered 22 blocks and 10 steals this season... Averaged 3.0 rebounds per game, including a career-high eight rebounds against Santa Clara... Dropped a career-high 18 points against San Diego... Had a career-high three blocks against TCU in the NCAA Tournament... Shot 50.4% from the field and 37.7% from three.
  - 2021-22: Appeared in 17 games... Posted a career-high eight points versus Alcorn... Finished

with a total of 40 points on the year, with an average of 2.4 points per game... 34 rebounds, of which 21 were defensively... 10 assists... 8 blocks.

- 2020-21: Played in 18 games... Recorded 17 points, earning season-high four against San Diego... Shot 41.2% from the field... Totaled 18 rebounds, of which 15 were defensive.
- High School: High School: Graduated early, joined the Zags as a freshman in 2020-21... No. 29 in ESPN's top 100... Following his junior season at Clackamas High School, was named the Oregon Gatorade Player of the Year.

### #34 BRADEN HUFF

- 6-10 • RFR • F • Glen Ellyn, Ill.
- 2022-23: Redshirted.
  - High School: Listed as a four-star recruit by ESPN... Named Mr. Basketball in Illinois after averaging 16.4 points, 5.7 rebounds, 1.3 steals, and 61% field goal percentage his senior year... Dropped 19 points in the Illinois 4A state title game... Led his team to a #6 national ranking and a record of 37-1... Recorded 17.5 points and 6.5 rebound per game as a junior, and 15.7 points and 2.7 blocks per game as a sophomore.



## RECORDS WHEN ...

	<u>23-24</u>	<u>Under Few</u>
Leading at halftime	21-3	583-40
Trailing at halftime	2-3	109-93
Tied at halftime	1-0	20-9
Leading with 10:00 remaining	22-3	153-25*
Trailing with 10:00 remaining	2-3	39-73*
Tied with 10:00 remaining	0-0	6-6*
Leading with 5:00 remaining	24-2	517-22*
Trailing with 5:00 remaining	0-3	29-77*
Tied with 5:00 remaining	0-1	7-5*
In Overtime	0-0	23-12
GU outrebounds opponents	20-3	569-60
GU is outrebounded	4-3	113-72
Same amount of rebounds	0-0	20-9
GU commits more turnovers	10-4	255-88
Opponent commits more turnovers	13-2	136-41
Same amount of turnovers	1-0	49-10
GU has more fouls than opponent	7-3	148-83
Opponent has more fouls than GU	14-2	136-49
Same amount of fouls	3-1	43-8
GU shoots 50 percent or better	19-0	432-19
Opponent shoots 50 percent or better	1-2	36-36
GU shoots less than 50 percent	5-6	277-122
Opponent shoots less than 50 percent	23-4	662-105
GU shoots better than opponent	24-1	667-46
Opponent shoots better than GU	0-5	45-94
Same shooting percentage	0-0	3-0
GU has more free-throw attempts	13-3	539-59
Opponent has more free-throw atts	10-2	147-76
Same amount of free-throw attempts	1-1	23-6
GU bench outscored opponent bench	12-1	315-39*
Opponent bench outscored GU bench	12-4	221-60*
Benches score the same	0-1	16-4*
GU makes 10 or more three-pointers	6-0	155-15
GU makes 9 or less three-pointers	18-6	553-126
GU shoots above 75 FT percentage	13-2	295-54
GU shoots below 75 FT percentage	11-4	46-86
Games decided by 1-5 points	3-3	103-54
Games decided by 6-10 points	1-2	115-44
Games decided by 11-15 points	4-1	116-21
Games decided by 16 or more points	16-0	365-22
GU scores 50 or less	0-0	0-5
GU scores between 51-59	0-0	11-10
GU scores between 60-69	1-3	77-57
GU scores between 70-79	4-3	185-53
GU scores between 80-89	9-0	235-11
GU scores between 90-99	4-0	139-4
GU scores 100 or more	6-0	65-1
Opponent scores 50 or less	1-0	82-0
Opponent scores between 51-59	4-0	161-1
Opponent scores between 60-69	8-1	247-27
Opponent scores between 70-79	9-4	158-53
Opponent scores between 80-89	2-1	50-45
Opponent scores between 90-99	0-0	12-11
Opponent scores 100 or more	0-0	2-4
Vs. Top 25 Team	3-0	49-51
Vs. Top 10 Team	0-2	14-31
In November	5-1	126-20
In December	4-3	136-47
In January	7-1	178-19
In February	7-1	173-26
In March	1-0	101-26
In April	0-0	2-2
On Monday	1-1	71-11
On Tuesday	5-0	63-14
On Wednesday	3-0	52-12
On Thursday	6-1	174-27
On Friday	1-2	49-15
On Saturday	8-2	252-54
On Sunday	0-0	50-7

## WHEN WAS THE LAST TIME ...

### TEAM

#### Gonzaga Was Ranked (AP Poll)

No. 1	Mar. 14, 2022
Top 5 (2-5)	Nov. 14, 2022
Top 10 (6-10)	Dec. 11, 2023

#### Gonzaga Played a Ranked Opponent (AP Poll)

No. 1	vs. No. 1 Duke (89-87) on Nov. 21, 2018
Top 5	vs. No. 5 UConn (63-76) on Dec. 15, 2023
Top 10	vs. No. 9 UConn (54-82) on Mar. 25, 2023
Top 25	vs. No. 17 Saint Mary's (70-57) on Mar. 2, 2024

#### Gonzaga Beat a Ranked Opponent (AP Poll)

Top 5	vs. No. 4 Alabama (100-90) on Dec. 17, 2022
Top 10	vs. No. 7 UCLA (79-76) on Mar. 23, 2023
Top 25	vs. No. 17 Saint Mary's (70-57) on Mar. 2, 2024

#### 100 Points by a Team

By Gonzaga	102, vs. Pacific (2/17/24)
By Opponent	103 by North Carolina (12/15/18)

#### 30-39 Point Win

By Gonzaga	96-64, vs. Portland (2/7/24)
By Opponent	76-41, vs. Duke (12/19/09)

#### Overtime Game

Gonzaga Win	93-90 vs. UCLA (4/3/21)
Gonzaga Loss	78-70 at Saint Mary's (2/4/23)

#### Double Overtime Game

Gonzaga Win	90-86 vs. Stanford (1/31/07)
Gonzaga Loss	105-111 vs. Florida (11/24/17)

#### Won The Game In The Final Seconds

By Gonzaga	Julian Strawther three pointer at 7.2 seconds Gonzaga defeated UCLA 79-76 (3/23/23)
By Opponent	Roosevelt Jones layup at 0.2 seconds Butler defeated Gonzaga 64-63 (1/19/13)

#### Made Fewer Than 20 Field Goals

By Gonzaga	19, UCLA (11/22/23)
By Opponent	19, by Pepperdine (1/4/24)

#### Had 70+ Field Goal Attempts

By Gonzaga	79, vs. Arkansas-Pine Bluff (12/5/23)
By Opponent	70, by San Diego (1/20/24)

#### Made 10+ Three-Point Field Goals

By Gonzaga	10, at Loyola Marymount (2/15/24)
By Opponent	11, by Santa Clara (2/24/24)

#### Had 30+ Three-Point Field Goals Attempts

By Gonzaga	33, vs. Portland (2/7/24)
By Opponent	34, by Portland (2/7/24)

#### Shot 20 Percent or Less From 3-Point Line

By Gonzaga	.200 (2-of-20), vs. Santa Clara (1/11/24)
By Opponent	.125 (3-of-24), by Syracuse (11/21/23)

#### Made 5 or Fewer Free Throws

By Gonzaga	5, at Saint Mary's (3/2/24)
By Opponent	5, by Saint Mary's (3/2/24)

#### Shot Over 90 Percent From The Foul Line

By Gonzaga	.909, (20-of-22), vs. Pacific (2/17/24)
By Opponent	.913, (21-of-23), by Pacific (2/17/24)

#### Shot 100 Percent From The Foul Line

By Gonzaga	19-of-19, Washington (12/5/18)
By Opponent	9-of-9, by CSU Bakersfield (11/28/23)

#### Had 20-29 Assists

By Gonzaga	21, at Portland (2/22/24)
By Opponent	21, by Santa Clara (11/11/24)

#### Had 20+ Turnovers

By Gonzaga	20, at Texas (11/16/22)
By Opponent	20, by Loyola Marymount (1/30/24)

#### Committed 10 or Fewer Turnovers

By Gonzaga	5, at Saint Mary's (3/2/24)
By Opponent	2, by Portland (2/22/24)

### INDIVIDUAL

#### 30-39 Points by a Player

By Gonzaga	32, Anton Watson, vs. Santa Clara (1/11/24)
By Opp.	33, Will Johnston, Loyola Marymount (2/15/24)

#### Two Players Scored 20 or More Points

By Gonzaga	Graham Ike (24) & Ryan Nemphard (20), at Saint Mary's (3/2/24)
By Opp.	Reese Waters (22) & Jaedon LeDee (20), by San Diego State (12/29/23)

#### 10+ Field Goals Made by a Player

By Gonzaga	11, Graham Ike, at Saint Mary's (3/2/24)
By Opp.	12, Will Johnston, Loyola Marymount (2/15/24)

#### 20-29 Field Goal Attempts by a Player

By Gonzaga	20, Graham Ike, at Saint Mary's (3/2/24)
By Opp.	21, Will Johnston, Loyola Marymount (2/15/24)

#### Player Shot .800 With 10+ Field Goals Attempts

By Gonzaga	9-of-11 (.818), Anton Watson, vs. Portland (2/7/24)
By Opp.	8-of-10 (.800), Anthony Crump, Northern Illinois (12/12/22)

#### 5+ 3pt Field Goals Made by a Player

By Gonzaga	5, Nolan Hickman, vs. Santa Clara (2/24/24)
By Opp.	5, Tyler Robertson, Portland (2/22/24)

#### 10+ 3pt Field Goal Attempts by a Player

By Gonzaga	10, Nolan Hickman, at Pepperdine (1/18/24)
By Opp.	11, Will Johnston, Loyola Marymount (2/15/24)

#### 10+ Free Throws Made by a Player

By Gonzaga	10, Graham Ike, vs. San Francisco (1/25/24)
By Opp.	11, Logan Johnson, Saint Mary's (2/25/23)

#### 10+ Free Throws Attempted by a Player

By Gonzaga	11, Graham Ike, vs. San Francisco (1/25/24)
By Opp.	13, Houston Mallette, Pepperdine (1/4/24)

#### 15+ Free Throws Attempted by a Player

By Gonzaga	15, Filip Petrushev, Loyola Marymount (2/6/20)
By Opp.	15, Logan Johnson, Saint Mary's (2/25/23)

#### Player Shot 1.000 With 10+ Free Throw Attempts

By Gonzaga	10-of-10, Zach Norvell Jr., Idaho State (11/6/18)
By Opp.	11-of-11, Jordan Ford, Saint Mary's (3/10/20)

#### 10+ Rebounds by a Player

By Gonzaga	10, Graham Ike, at Saint Mary's (3/2/24)
By Opp.	11, Jonathan Mogbo, San Francisco (2/29/24)

#### 15+ Rebounds by a Player

By Gonzaga	17, Drew Timme, Kent State (12/5/22)
By Opp.	15, Oscar Tshiebw, Kentucky (11/20/22)

#### Two Players with 10 or More Rebounds

By Gonzaga	Graham Ike (12), Ben Gregg (10), & Anton Watson (10), vs. Saint Mary's (2/3/24)
By Opp.	11, Mitchel Saxen & 10, Kyle Bowen, Saint Mary's (2/4/23)

#### 5+ Offensive Rebounds by a Player

By Gonzaga	6, Graham Ike, at Portland (2/22/24)
By Opp.	8, Jonathan Mogbo, San Francisco (2/29/24)

#### 10+ Assists by a Player

By Gonzaga	10, Ryan Nemphard, at Saint Mary's (3/2/24)
By Opp.	10, Andre Jackson Jr., UConn (3/25/23)

#### 5+ Blocked Shots by a Player

By Gonzaga	7, Chet Holmgren, vs. Georgia State (3/17/22)
By Opp.	5, Franck Kepnang, Washington (12/9/23)

#### 5+ Steals by a Player

By Gonzaga	6, Anton Watson, vs. Santa Clara (1/11/24)
By Opp.	5, Jevon Porter, Pepperdine (1/4/24)

#### Double-Double by a Player

By Gonzaga	24/10, Graham Ike & 20/10, Ryan Nemphard, at Saint Mary's (3/2/24)
By Opp.	14/11, Jonathan Mogbo, San Francisco (2/29/24)






## 2023-24 SEASON AND CAREER HIGHS



22, vs. CSU Bakersfield, 11/28/23	<b>Points</b>	30, Baylor, 3/19/23	
9, at San Francisco, 2/29/24	<b>Rebounds</b>	11, 2x, last at DePaul, 3/4/23	
12, at San Diego, 1/20/24	<b>Assists</b>	12, 2x, last at San Diego, 1/20/24	
4, vs. San Diego, 1/6/24	<b>Steals</b>	4, 2x, last vs. San Diego, 1/6/24	
1, vs. Arkansas-Pine Bluff, 12/5/23	<b>Blocks</b>	1, 5x, last vs. Arkansas-PB, 12/5/23	
10x, last at Saint Mary's, 3/2/24	<b>Minutes</b>	47, at Providence, 2/14/23	<b>CAREER</b>
<b>SEASON 0</b>	<b>RYAN NEMBHARD</b> JR   G   6-0   175   Aurora, ON   Montverde Academy		




7, 3x, last vs. Portland, 2/7/24	<b>Points</b>	33, vs. North Dakota St., 12/3/22	
5, vs. Portland, 2/7/24	<b>Rebounds</b>	9, at Idaho St., 1/24/22	
3, vs. Arkansas-Pine Bluff, 12/5/23	<b>Assists</b>	6, vs. Walla Walla, 11/15/21	
2, vs. Mississippi Valley St., 12/11/23	<b>Steals</b>	3, 6x, last vs. Walla Walla, 11/15/21	
1, at Portland, 2/22/24	<b>Blocks</b>	4, at Portland St., 12/30/21	
21, 2x, last vs. MVST, 12/11/23	<b>Minutes</b>	43, vs. Montana St., 2/17/22	<b>CAREER</b>
<b>SEASON 2</b>	<b>STEELE VENTERS</b> RJR   G   6-7   195   Ellensburg, WA   Eastern Washington		




7, 3x, last vs. Portland, 2/7/24	<b>Points</b>	7, 3x, last vs. Portland, 2/7/24	
5, vs. Portland, 2/7/24	<b>Rebounds</b>	5, vs. Portland, 2/7/24	
3, vs. Arkansas-Pine Bluff, 12/5/23	<b>Assists</b>	3, vs. Arkansas-Pine Bluff, 12/5/23	
2, vs. Mississippi Valley St., 12/11/23	<b>Steals</b>	2, vs. Mississippi Valley St., 12/11/23	
1, at Portland, 2/22/24	<b>Blocks</b>	1, at Portland, 2/22/24	
21, 2x, last vs. MVST, 12/11/23	<b>Minutes</b>	21, 2x, last vs. MVST, 12/11/23	<b>CAREER</b>
<b>SEASON 3</b>	<b>LUKA KRAJNOVIC</b> FR   G   6-5   185   Zagreb, Croatia   KK Bosco		



15, USC, 12/2/23	<b>Points</b>	15, USC, 12/2/23	
8, UCLA, 11/22/23	<b>Rebounds</b>	8, UCLA, 11/22/23	
5, 2x, last at San Diego, 1/20/24	<b>Assists</b>	5, 2x, last at San Diego, 1/20/24	
2, 5x, last vs. LMU, 1/30/24	<b>Steals</b>	2, 5x, last vs. LMU, 1/30/24	
2, 3x, last at LMU, 2/15/24	<b>Blocks</b>	2, 3x, last at LMU, 2/15/24	
40, UCLA, 11/22/23	<b>Minutes</b>	40, UCLA, 11/22/23	<b>CAREER</b>
<b>SEASON 4</b>	<b>DUSTY STROMER</b> FR   G   6-6   192   Sherman Oaks, CA   Notre Dame		



	<b>Points</b>		
	<b>Rebounds</b>		
	<b>Assists</b>		
	<b>Steals</b>		
	<b>Blocks</b>		
	<b>Minutes</b>		<b>CAREER</b>
<b>SEASON 10</b>	<b>JOAQUIM ARAUZMOORE</b> FR   G   6-1   170   Ross, CA   Branson		



24, vs. LMU, 1/30/24	<b>Points</b>	24, vs. LMU, 1/30/24	
6, at Portland, 2/22/24	<b>Rebounds</b>	7, Kent State, 12/5/22	
7, at Saint Mary's, 3/2/24	<b>Assists</b>	8, Baylor, 12/2/22	
3, 2x, last vs. San Diego, 1/6/24	<b>Steals</b>	3, 5x, last vs. San Diego, 1/6/24	
2, 2x, last at San Diego, 1/20/24	<b>Blocks</b>	2, 4x, last at San Diego, 1/20/24	
0, 6x, last at Saint Mary's, 3/2/24	<b>Minutes</b>	40, 6x, last at Saint Mary's, 3/2/24	<b>CAREER</b>
<b>SEASON 11</b>	<b>NOLAN HICKMAN</b> JR   G   6-2   183   Seattle, WA   Wasatch Academy		



26, 2x, last at San Francisco, 2/29/24	<b>Points</b>	35, vs. Denver, 12/2/21	
14, 2x, last at Portland, 2/22/24	<b>Rebounds</b>	18, at San Jose St., 2/12/22	
3, 3x, last at Portland, 2/22/24	<b>Assists</b>	3, 7x, last at Portland, 2/22/24	
4, Syracuse, 11/21/23	<b>Steals</b>	4, 2x, last Syracuse, 11/21/23	
2, 6x, last at Saint Mary's, 3/2/24	<b>Blocks</b>	2, 7x, last at Saint Mary's, 3/2/24	
5, 2x, last at Saint Mary's, 3/2/24	<b>Minutes</b>	40, 2x, last at Colo St., 2/23/22	<b>CAREER</b>
<b>SEASON 13</b>	<b>GRAHAM IKE</b> RJR   F   6-9   240   Aurora, CO   Wyoming		



4, 2x, last vs. Pacific, 2/17/24	<b>Points</b>	4, 2x, last vs. Pacific, 2/17/24	
3, vs. Arkansas-Pine Bluff, 12/5/23	<b>Rebounds</b>	3, vs. Arkansas-Pine Bluff, 12/5/23	
1, 2x, last vs. San Diego, 1/6/24	<b>Assists</b>	1, 2x, last vs. San Diego, 1/6/24	
1, vs. Pepperdine, 1/4/24	<b>Steals</b>	1, vs. Pepperdine, 1/4/24	
2, vs. Eastern Oregon, 11/14/23	<b>Blocks</b>	2, vs. Eastern Oregon, 11/14/23	
8, 2x, last vs. Ark-PB, 12/5/23	<b>Minutes</b>	8, 2x, last vs. Ark-PB, 12/5/23	<b>CAREER</b>
<b>SEASON 14</b>	<b>PAVLE STOSIC</b> FR   F   6-9   215   Niš, Serbia   Casademont Zaragoza		

## CAREER SUPERLATIVES

PLAYED/STARTED	2023-24	CAREER STREAK
Anton Watson	30-30	146-89 66
Ben Gregg	30-14	101-14 14
Nolan Hickman	30-30	99-66 35
Ryan Nembhard	30-30	94-94 94
Steele Venters	-	84-67 -
Graham Ike	30-30	75-70 70
Dusty Stromer	30-15	30-15 -
Braden Huff	30-0	30-0 -
Joe Few	13-0	26-0 -
Jun Seok Yeo	23-1	23-1 -
Colby Brooks	12-0	20-0 -
Luka Krajnovic	14-0	14-0 -
Pavle Stosic	12-0	12-0 -

DOUBLE-DIGIT GAMES	2023-24	CAREER
Anton Watson	25	69
Ryan Nembhard	23	64
Graham Ike	25	63
Steele Venters		55
Nolan Hickman	24	42
Ben Gregg	14	20
Braden Huff	14	14
Dusty Stromer	4	4
Jun Seok Yeo	1	1

Rebounds	2023-24	CAREER
Graham Ike	8	23
Anton Watson	8	20
Ryan Nembhard		4
Ben Gregg	2	2

20+ POINTS	2023-24	CAREER
Graham Ike	15	31
Steele Venters		19
Ryan Nembhard	3	10
Anton Watson	5	6
Nolan Hickman	4	5
Braden Huff	3	3
Ben Gregg	1	1

8+ REBOUNDS	2023-24	CAREER
Graham Ike	11	39
Anton Watson	11	31
Ben Gregg	7	8
Steele Venters		7
Ryan Nembhard	1	6
Braden Huff	2	2
Dusty Stromer	1	1

5+ ASSISTS	2023-24	CAREER
Ryan Nembhard	24	59
Nolan Hickman	5	12
Anton Watson	2	7
Steele Venters		4
Ben Gregg	2	2
Dusty Stromer	2	2

3+ BLOCKS	2023-24	CAREER
Ben Gregg	1	3
Braden Huff	2	2
Anton Watson		1
Steele Venters		1

3+ STEALS	2023-24	CAREER
Anton Watson	8	27
Ryan Nembhard	3	9
Steele Venters		6
Ben Gregg	5	5
Nolan Hickman	1	4
Graham Ike	2	3
Braden Huff	1	1
Joe Few	1	1






	3, vs. Eastern Oregon, 11/14/23	<b>Points</b>	3, vs. Eastern Oregon, 11/14/23
	2, vs. Mississippi Valley St., 12/11/23	<b>Rebounds</b>	2, 2x, last vs. MVST, 12/11/23
	2, 3x, last vs. MVST, 12/11/23	<b>Assists</b>	2, 3x, last vs. MVST, 12/11/23
	3, vs. Eastern Oregon, 11/14/23	<b>Steals</b>	3, vs. Eastern Oregon, 11/14/23
	1, vs. Eastern Oregon, 11/14/23	<b>Blocks</b>	1, vs. Eastern Oregon, 11/14/23
<b>SEASON</b>	14, vs. Eastern Oregon, 11/14/23	<b>Minutes</b>	14, vs. Eastern Oregon, 11/14/23 <b>CAREER</b>

15

**JOE FEW** JR | G | 6-0 | 170 | Spokane, WA | Gonzaga Prep

	10, vs. Arkansas-Pine Bluff, 12/5/23	<b>Points</b>	10, vs. Arkansas-Pine Bluff, 12/5/23
	7, vs. Eastern Oregon, 11/14/23	<b>Rebounds</b>	7, vs. Eastern Oregon, 11/14/23
	4, vs. Eastern Oregon, 11/14/23	<b>Assists</b>	4, vs. Eastern Oregon, 11/14/23
	1, 2x, last vs. Portland, 2/7/24	<b>Steals</b>	1, 2x, last vs. Portland, 2/7/24
	2, vs. Mississippi Valley St., 12/11/23	<b>Blocks</b>	2, vs. Mississippi Valley St., 12/11/23
<b>SEASON</b>	23, vs. Miss. Valley St., 12/11/23	<b>Minutes</b>	23, vs. Miss. Valley St., 12/11/23 <b>CAREER</b>

21

**JUN SEOK YEO** SO | F | 6-8 | 215 | Seoul, South Korea | Korea University

	32, 2x, last vs. Santa Clara, 1/11/24	<b>Points</b>	32, 2x, last vs. Santa Clara, 1/11/24
	13, 4x, last Washington, 12/9/23	<b>Rebounds</b>	13, 5x, last Washington, 12/9/23
	6, vs. Jackson State, 12/20/23	<b>Assists</b>	8, vs. Pepperdine, 12/31/22
	6, vs. Santa Clara, 1/11/24	<b>Steals</b>	6, vs. Santa Clara, 1/11/24
	2, 3x, last vs. Pacific, 2/17/24	<b>Blocks</b>	3, NW St., 12/21/20
<b>SEASON</b>	10, 4x, last vs. Saint Mary's, 2/3/24	<b>Minutes</b>	40, 4x, last vs. Saint Mary's, 2/3/24 <b>CAREER</b>

22

**ANTON WATSON** GR | F | 6-8 | 228 | Spokane, WA | Gonzaga Prep


	5, at San Diego, 1/20/24	<b>Points</b>	7, vs. Eastern Oregon, 12/28/22
	7, vs. Eastern Oregon, 11/14/23	<b>Rebounds</b>	7, vs. Eastern Oregon, 11/14/23
	1, vs. Arkansas-Pine Bluff, 12/5/23	<b>Assists</b>	1, vs. Arkansas-Pine Bluff, 12/5/23
		<b>Steals</b>	1, 2x, last at LMU, 2/16/23
		<b>Blocks</b>	3, North Florida, 11/7/22
<b>SEASON</b>	10, vs. Eastern Oregon, 11/14/23	<b>Minutes</b>	10, vs. Eastern Oregon, 11/14/23 <b>CAREER</b>

25

**COLBY BROOKS** RJR | F | 6-7 | 215 | Los Angeles, CA | Loyola

	22, vs. San Diego, 1/6/24	<b>Points</b>	22, vs. San Diego, 1/6/24
	11, at San Diego, 1/20/24	<b>Rebounds</b>	11, at San Diego, 1/20/24
	5, 2x, last vs. Santa Clara, 2/24/24	<b>Assists</b>	5, 2x, last vs. Santa Clara, 2/24/24
	4, vs. San Diego, 1/6/24	<b>Steals</b>	4, vs. San Diego, 1/6/24
	3, vs. LMU, 1/30/24	<b>Blocks</b>	3, 3x, last vs. LMU, 1/30/24
<b>SEASON</b>	37, at Pacific, 1/27/24	<b>Minutes</b>	37, at Pacific, 1/27/24 <b>CAREER</b>

33

**BEN GREGG** JR | F | 6-10 | 230 | Clackamas, OR | Clackamas

	26, at San Diego, 1/20/24	<b>Points</b>	26, at San Diego, 1/20/24
	9, 2x, last vs Jackson State, 12/20/23	<b>Rebounds</b>	9, 2x, last vs Jackson State, 12/20/23
	3, 2x, last vs. Portland, 2/7/24	<b>Assists</b>	3, 2x, last vs. Portland, 2/7/24
	3, vs. Mississippi Valley St., 12/11/23	<b>Steals</b>	3, vs. Mississippi Valley St., 12/11/23
	3, 2x, last at Portland, 2/22/24	<b>Blocks</b>	3, 2x, last at Portland, 2/22/24
<b>SEASON</b>	24, vs. Portland, 2/7/24	<b>Minutes</b>	24, vs. Portland, 2/7/24 <b>CAREER</b>

34

**BRADEN HUFF** RFR | F | 6-10 | 242 | Glen Ellyn, IL | Glenbard West

## DOUBLE-DOUBLE TRACKER

	2023-24	CAREER
Graham Ike	8	22
Anton Watson	8	15
Ryan Nembhard	4	8
Ben Gregg	1	1

## CURRENT STREAKS

Overall	Won 8
Unranked teams anywhere	Won 6
Ranked teams anywhere	Won 2
Home	Won 3
Home WCC	Won 3
Home non-conference	Lost 1
Home unranked non-conference	Lost 1
Home ranked teams	Won 5
Home unranked teams	Won 3
Road	Won 8
Road WCC	Won 7
Road ranked teams	Won 2
Road unranked teams	Won 6
Neutral	Lost 1
Neutral ranked teams	Lost 1
Neutral unranked teams	Won 19

## UNIFORM RECORDS

	2023-24	16-17	08-09
White	10-4	159-15	315-35
Gonzaga	8-1	133-11	289-31
ZAGS Throwback	2-3	26-4	26-4
Gray	3-1	9-2	9-2
Navy	6-1	46-4	95-26
Black	3-0	28-6	52-15
Teal	1-0	4-0	5-0
Royal Blue	1-0	1-0	1-0

## Consecutive Made Free Throws (active streak)

Graham Ike	18
Braden Huff	9
Luka Krajnovic	8
Nolan Hickman	8
Dusty Stromer	3
Pavle Stosic	2
Steele Venters	2
Jun Seok Yeo	1

## Consecutive Games with a Three-Point Field Goal

Ryan Nembhard	2/7
Ben Gregg	1/8
Dusty Stromer	1/4
Braden Huff	1/4
Steele Venters	0/18
Nolan Hickman	0/10
Anton Watson	0/4
Graham Ike	0/2
Jun Seok Yeo	0/1
Colby Brooks	0/1
Luka Krajnovic	0/1

\* First number is active streak, second is career longest streak



## WCC TOURNAMENT HISTORY

### 1987 at Gonzaga

#7 Pepperdine	76
#2 Gonzaga	73

### 1988 at Santa Clara

#4 Pepperdine	81
#5 Gonzaga	70

### 1989 at San Francisco

#3 Loyola Marymount	101
#6 Gonzaga	98

### 1990 at Loyola Marymount

#1 Loyola Marymount	121
#8 Gonzaga	84

### 1991 at Santa Clara

#3 San Diego	72
#6 Gonzaga	62

### 1992 at Portland

#4 Gonzaga	61
#5 San Diego	48
#4 Gonzaga	54
#2 Santa Clara	51
#1 Pepperdine	73
#4 Gonzaga	70

### 1993 at San Francisco

#2 Gonzaga	77
#7 Portland	57
#3 Santa Clara	53
#2 Gonzaga	51

### 1994 at Santa Clara

#1 Gonzaga	91
#8 Loyola Marymount	76
#4 San Diego	83
#1 Gonzaga	75

### 1995 at Santa Clara

#4 Gonzaga	74
#5 San Diego	57
#4 Gonzaga	69
#3 Saint Mary's	59
#4 Gonzaga	80
#2 Portland	67

### 1996 at Santa Clara

#2 Gonzaga	64
#7 Saint Mary's	54
#2 Gonzaga	76
#8 Pepperdine	48
#5 Portland	76
#2 Gonzaga	68

### 1997 at Loyola Marymount

#4 San Diego	64
#5 Gonzaga	59

### 1998 at Santa Clara

#1 Gonzaga	79 (ot)
#8 Loyola Marymount	78
#1 Gonzaga	74
#7 San Diego	59
#5 San Francisco	80
#1 Gonzaga	67

### 1999 at Santa Clara

#1 Gonzaga	84
#8 Portland	63
#1 Gonzaga	70
#6 Saint Mary's	57
#1 Gonzaga	91
#4 Santa Clara	66

### 2000 at Santa Clara

#2 Gonzaga	76
#7 Saint Mary's	49
#2 Gonzaga	80
#3 San Diego	70
#2 Gonzaga	69 (ot)
#1 Pepperdine	65

### 2001 at San Diego

#1 Gonzaga	105
#8 Saint Mary's	65
#1 Gonzaga	78
#4 San Diego	68
#1 Gonzaga	80
#3 Santa Clara	77

### 2002 at San Diego

#2 Gonzaga	82
#7 Loyola Marymount	64
#2 Gonzaga	87
#5 San Diego	79
#2 Gonzaga	96
#1 Pepperdine	90

### 2003 at San Diego

#1 Gonzaga	73
#5 Saint Mary's	52
#2 San Diego	72
#1 Gonzaga	63

### 2004 at Santa Clara

#1 Gonzaga	63
#5 Santa Clara	62
#1 Gonzaga	84
#2 Saint Mary's	71

### 2005 at Santa Clara

#1 Gonzaga	90
#4 San Diego	74
#1 Gonzaga	80
#2 Saint Mary's	67

### 2006 at Gonzaga

#1 Gonzaga	96 (ot)
#5 San Diego	92
#1 Gonzaga	68
#2 Loyola Marymount	67

### 2007 at Portland

#1 Gonzaga	88
#4 San Diego	70
#1 Gonzaga	77
#2 Santa Clara	68

### 2008 at San Diego

#1 Gonzaga	52
#4 Santa Clara	48
#3 San Diego	69
#1 Gonzaga	62

### 2009 at Las Vegas

#1 Gonzaga	94
#4 Santa Clara	59
#1 Gonzaga	83
#2 Saint Mary's	58

### 2010 at Las Vegas

#1 Gonzaga	77
#5 Loyola Marymount	62
#2 Saint Mary's	81
#1 Gonzaga	62

### 2011 at Las Vegas

#2 Gonzaga	71
#3 San Francisco	67
#2 Gonzaga	75
#1 Saint Mary's	63

### 2012 at Las Vegas

#2 Gonzaga	77
#3 BYU	58
#1 Saint Mary's	78 (ot)
#2 Gonzaga	74

### 2013 at Las Vegas

#1 Gonzaga	66
#9 Loyola Marymount	48
#1 Gonzaga	65
#2 Saint Mary's	51

### 2014 at Las Vegas

#1 Gonzaga	77
#9 Santa Clara	75

#1 Gonzaga	70
#4 Saint Mary's	54
#1 Gonzaga	75
#2 BYU	64

### 2015 at Las Vegas

#1 Gonzaga	81
#8 San Francisco	72

#1 Gonzaga	79
#4 Pepperdine	61
#1 Gonzaga	91
#2 BYU	75

### 2016 at Las Vegas

#2 Gonzaga	92
#7 Portland	67

#2 Gonzaga	88
#3 BYU	84
#2 Gonzaga	85
#1 Saint Mary's	75

### 2017 at Las Vegas

#1 Gonzaga	82
#9 Pacific	50
#1 Gonzaga	77
#4 Santa Clara	68
#1 Gonzaga	74
#2 Saint Mary's	56

### 2018 at Las Vegas

#1 Gonzaga	83
#8 Loyola Marymount	69

#1 Gonzaga	88
#4 San Francisco	60

#1 Gonzaga	74
#3 BYU	54

### 2019 at Las Vegas

#1 Gonzaga	100
#8 Pepperdine	74

#1 Gonzaga	47
#2 Saint Mary's	60

### 2020 at Las Vegas

#1 Gonzaga	81
#5 San Francisco	77

#1 Gonzaga	84
#3 Saint Mary's	66

### 2021 at Las Vegas

#1 Gonzaga	78
#4 Saint Mary's	55

#1 Gonzaga	88
#2 BYU	78

### 2022 at Las Vegas

#1 Gonzaga	81
#4 San Francisco	71

#1 Gonzaga	82
#2 Saint Mary's	69

### 2023 at Las Vegas

#2 Gonzaga	84
#6 San Francisco	73

#2 Gonzaga	77
#1 Saint Mary's	51



# WCC STATISTICS

##	Player	GP	GS	Min	Avg	FG	FGA	Pct	3FG	FGA	Pct	FT	FTA	Pct	Off	Def	Tot	Avg	PF	FO	A	TO	Blk	Stl	Pts	Avg
05	WILLIAMS-GOSS, Nigel	3	3	109	36.3	22	35	.629	2	3	.667	21	23	.913	3	17	20	6.7	4	0	15	6	1	7	67	22.3
21	DICKAU, Dan	6	6	194	32.3	39	83	.470	20	49	.408	35	44	.795	5	17	22	3.7	13	0	27	14	0	4	133	22.2
24	McPHEE, Jim	3	3	109	36.3	26	45	.578	0	1	.000	14	16	.875	3	8	11	3.7	11	1	15	15	2	4	66	22.0
24	DAVIS, Jarrod	4	4	139	34.8	30	59	.508	13	27	.481	13	16	.813	1	9	10	2.5	13	1	6	8	0	6	86	21.5
15	RILLIE, John	7	7	256	36.6	39	75	.520	28	55	.509	31	33	.939	8	21	29	4.1	13	0	15	15	0	7	137	19.6
23	ROLLINS, Lorenzo	4	4	134	33.5	31	68	.456	8	29	.276	8	10	.800	3	8	11	2.8	6	0	7	6	1	6	78	19.5
03	MORRISON, Adam	6	4	184	30.7	39	83	.470	9	25	.360	28	38	.737	6	17	23	3.8	13	0	19	8	4	7	115	19.2
1	SUGGS, Jalen	2	2	65	32.5	14	24	.583	5	10	.500	5	8	.625	1	11	12	6.0	6	0	8	4	1	3	38	19.0
21	PARHAM, Lennie	1	1	26	26.0	5	12	.417	0	1	.000	9	10	.900	1	1	2	2.0	3	0	1	2	0	2	19	19.0
33	WILTJER, Kyle	6	6	201	33.5	42	74	.568	16	25	.640	13	18	.722	11	36	47	7.8	10	0	10	13	8	2	113	18.8
15	HOLMDAHL, Bret	2	2	85	42.5	16	33	.485	4	5	.800	1	1	1.000	3	14	17	8.5	6	1	10	7	0	8	37	18.5
13	BATISTA, J.P.	4	4	121	30.3	22	34	.647	1	1	1.000	22	27	.815	13	29	42	10.5	9	0	3	8	0	2	67	16.8
10	STEPP, Blake	10	10	326	32.6	46	109	.422	29	73	.397	43	53	.811	8	26	34	3.4	22	0	31	25	0	8	164	16.4
32	HENDRIX, Bakari	4	4	122	30.5	27	53	.509	1	9	.111	10	21	.476	13	24	37	9.3	15	2	5	13	4	0	65	16.3
15	SPRADLEY, Doug	2	2	66	33.0	12	25	.480	4	10	.400	4	6	.667	2	5	7	3.5	7	0	6	9	0	2	32	16.0
2	TIMME, Drew	8	6	207	25.9	51	68	.750	0	2	.000	23	37	.622	11	31	42	5.3	18	0	20	16	2	5	125	15.6
15	CLARKE, Brandon	2	2	56	28.0	12	15	.800	0	1	0	7	9	.778	5	10	15	7.5	3	0	5	4	3	1	31	15.5
13	SANTANGELO, Matt	10	10	353	35.3	51	124	.411	25	59	.424	26	31	.839	3	31	34	3.4	15	0	63	35	3	8	153	15.3
34	BROWN, Jeff	7	7	227	32.4	39	83	.470	1	4	.250	26	36	.722	13	22	35	5.0	18	0	12	16	0	4	105	15.0
3	NEMBARD, Andrew	4	4	149	37.3	25	46	.543	7	13	.538	2	2	1.000	0	9	9	2.3	9	0	20	2	0	4	59	14.8
20	HARRIS, Elias	8	8	258	32.2	41	75	.547	8	18	.444	27	37	.730	12	45	57	7.1	21	0	10	16	3	5	117	14.6
23	NORVELL JR., Zach	5	5	134	26.8	25	49	.510	15	32	.469	4	6	.667	4	13	17	3.4	14	0	6	12	1	5	68	13.6
41	FRANKLIN, Todd	2	2	64	32.0	10	16	.625	0	0	.000	7	7	1.000	4	12	16	8.0	7	0	4	8	0	1	27	13.5
11	HALL, Quentin	6	3	170	28.3	28	53	.528	10	26	.385	13	16	.813	4	17	21	3.5	17	0	17	10	1	8	79	13.2
11	AYAYI, Joel	5	4	141	28.2	18	34	.529	7	16	.438	12	16	.750	11	24	35	7.0	9	0	4	5	2	3	65	13.0
25	ROE, Danny	2	1	49	24.5	12	21	.571	2	4	.500	0	1	.000	5	2	7	3.5	10	2	1	2	1	0	26	13.0
11	SABONIS, Domantas	6	3	161	26.8	27	47	.574	2	2	1.000	22	30	.733	15	31	46	7.7	19	0	7	16	4	2	78	13.0
35	HAALAND, Dale	1	1	36	36.0	5	10	.500	0	0	.000	3	5	.600	5	8	13	13.0	3	0	2	2	0	2	13	13.0
33	TILLIE, Killian	10	5	199	19.9	43	63	.682	19	26	.730	15	19	.789	7	31	38	3.8	12	0	9	11	4	7	126	12.6
34	HOLMGREN, Chet	2	2	56	28.0	10	19	.526	1	8	.125	4	5	.800	1	15	16	8.0	8	0	2	5	7	5	25	12.5
05	RAIVIO, Derek	8	6	226	28.3	25	54	.463	10	29	.345	40	43	.930	4	12	16	2.0	5	0	22	10	1	11	100	12.5
03	WILLIAMS, Johnathan	6	6	172	28.6	31	54	.574	1	4	.250	10	19	.526	8	44	52	8.6	10	0	8	16	5	8	73	12.2
35	TURIAF, Ronny	9	6	222	24.7	39	90	.433	0	0	.000	32	49	.653	27	47	74	8.2	24	0	8	9	18	8	110	12.2
22	STANFORD, Matt	7	4	174	24.9	30	58	.517	7	13	.538	16	28	.571	11	16	27	3.9	20	1	15	11	1	5	83	11.9
13	GOSS, Geoff	8	7	265	33.1	27	53	.509	3	9	.333	37	43	.860	7	24	31	3.9	23	1	38	32	0	13	94	11.8
33	VIOLETTE, Cory	9	5	221	24.6	41	70	.586	0	3	.000	23	31	.742	19	40	59	6.6	19	1	6	7	6	9	105	11.7
05	DAYE, Austin	4	2	93	23.3	17	32	.531	4	10	.400	8	12	.667	1	25	26	6.5	7	0	4	9	7	4	46	11.5
04	PANGOS, Kevin	10	10	361	36.1	35	91	.385	17	48	.354	28	35	.800	3	29	32	3.2	27	1	31	20	1	14	115	11.5
21	ROGERS, Paul	6	6	183	30.5	25	46	.543	1	1	1.000	18	30	.600	11	34	45	7.5	18	1	6	17	7	1	69	11.5
24	KARNOWSKI, Przemek	11	9	243	22.1	48	78	.615	0	0	.000	29	46	.630	14	51	65	5.9	15	0	13	20	12	6	125	11.4
24	FRAHM, Richie	10	9	293	29.3	35	93	.376	23	58	.397	21	25	.840	10	22	32	3.2	9	0	23	14	1	5	114	11.4
3	PETRUSEV, Filip	3	2	72	24.0	13	24	.541	0	0	.000	8	12	.667	7	16	23	7.7	3	0	9	2	1	0	34	11.3
22	DOWNS, Micah	6	2	152	25.3	22	55	.400	11	25	.440	13	21	.619	14	24	38	6.3	12	0	6	5	4	2	68	11.3
31	CALVARY, Casey	12	9	299	24.9	56	91	.615	3	15	.200	21	48	.438	17	51	68	5.7	27	0	14	20	16	8	136	11.3
21	McCLELLAN, Eric	6	3	113	18.8	19	40	.475	7	14	.500	22	24	.917	5	9	14	2.3	7	0	9	2	0	2	67	11.2
32	GRAY, Steven	8	6	237	29.6	30	59	.508	7	22	.318	22	28	.786	7	17	24	3.0	18	0	18	10	0	8	89	11.1
15	BOULDIN, Matt	8	8	259	32.4	29	67	.433	8	20	.400	22	30	.733	10	18	28	3.5	17	0	32	19	1	8	88	11.0
04	MATHEWS, Jordan	3	3	85	28.3	10	21	.476	5	10	.500	7	8	.875	0	8	8	2.7	5	0	3	1	0	3	32	10.7
22	WESLEY, Byron	3	3	73	24.3	12	19	.632	2	2	1.000	6	16	.375	1	6	7	2.3	5	0	7	2	0	5	32	10.7
35	DOWER, Sam	9	3	188	20.9	35	78	.449	2	7	.286	23	29	.793	6	34	40	4.4	13	0	6	10	4	3	95	10.6
35	VERRET, Paul	2	2	67	33.5	8	11	.727	0	0	.000	5	6	.833	6	16	22	11.0	8	0	4	4	2	1	21	10.5
15	HERNANDEZ, Alex	6	0	131	21.8	20	34	.588	1	6	.167	19	32	.594	10	18	28	4.7	11	0	16	6	1	5	60	10.0
01	GILDER, Admon	2	0	46	23.0	7	14	.500	1	6	.167	5	7	.714	1	1	2	1.0	7	0	2	2	0	1	20	10.0
04	WOOLRIDGE, Ryan	2	2	62	31.0	9	15	.600	2	2	1.000	0	1	.000	0	6	6	3.0	1	0	1	1	0	1	20	10.0
05	BELL JR., Gary	10	10	319	31.9	36	75	.480	14	33	.424	13	21	.619	2	24	26	2.6	24	0	18	11	1	6	99	9.9
0	STRAWATHER, Julian	5	4	132	26.4	14	28	.500	6	11	.545	14	17	.824	2	9	11	2.2	8	0	7	5	3	4	48	9.6
33	GREGG, Ben	2	0	40	20.0	5	8	.625	5	8	.625	4	4	1.000	0	4	4	2.0	6	0	0	3	2	0	19	9.5
24	KINLOCH, Jon	10	6	265	26.5	25	56	.446	13	29	.448	32	37	.865	12	26	38	3.8	23	1	12	16	12	8	95	9.5
02	PARGO, Jeremy	8	6	198	24.8	28	52	.538	4	16	.250	15	22	.682	3	15	18	2.3	19	0	23	17	0	5	75	9.4
21	SACRE, Robert	7	7	158	22.6	20	47	.426	0	0	.000	23	30	.767	14	18	32	4.6	17	1	3	13	11	4	63	9.0
02	CARTER, Marquise	4	2	88	22.0	10	21	.476	0	4	.000	16	18	.889	0	6	6	1.5	4	0	4	4	0	5	36	9.0
42	HEYTVELT, Josh	6	2	130	21.7	20	39	.513	3	7	.429	11	15	.733	5	18	23									

##	Player	GP	GS	Min	Avg	FG	FGA	Pct	3FG	FGA	Pct	FT	FTA	Pct	Off	Def	Tot	Avg	PF	FO	A	TO	Blk	Stl	Pts	Avg
10	EDI, Guy Landry	4	2	63	15.8	5	14	.357	1	7	.143	8	9	.889	1	2	3	0.8	7	1	4	1	1	3	19	4.8
00	MELSON, Silas	12	3	239	19.9	18	46	.391	9	27	.333	13	15	.867	3	24	27	2.3	26	0	7	8	0	3	58	4.8
22	McGOWAN, Felix	5	0	62	12.4	8	18	.444	1	5	.200	7	10	.700	3	3	6	1.2	6	0	2	4	0	3	24	4.8
15	FLOYD, Ryan	9	2	148	16.4	12	25	.480	5	13	.385	7	10	.700	7	15	22	2.4	13	0	14	7	1	2	36	4.0
01	AROP, Mangisto	1	0	21	21.0	2	4	.500	0	1	.000	0	0	.000	3	5	8	8.0	2	0	0	0	0	0	4	4.0
34	ZAHARIAS, Nick	1	0	5	5.0	2	2	1.000	0	0	.000	0	0	.000	0	0	0	0.0	0	0	0	0	0	0	4	4.0
25	PINNEY, Brad	1	0	2	2.0	1	1	1.000	0	0	.000	2	3	.667	1	0	1	1.0	0	0	0	0	0	0	4	4.0
23	SPINK, Scott	8	2	129	16.1	10	27	.370	0	2	.000	10	14	.714	5	20	25	3.1	18	2	8	8	3	10	30	3.8
04	ALTIDOR-CESPEDES, P.	6	2	91	15.2	8	18	.444	5	9	.556	1	2	.500	5	8	13	2.2	7	0	10	10	0	2	22	3.7
22	KNIGHT, Erroll	6	4	120	20.0	7	19	.368	1	5	.200	6	11	.545	3	7	10	1.7	13	0	5	9	4	2	21	3.5
24	BANKHEAD, Kyle	10	4	181	18.1	12	32	.375	10	26	.385	1	2	.500	1	8	9	0.9	15	0	22	6	0	6	35	3.5
25	REASON, Anthony	6	3	96	16.0	5	13	.385	0	5	.000	11	15	.733	7	16	23	3.8	13	1	16	6	1	2	21	3.5
25	NILSON, Mike	7	1	95	13.6	7	16	.438	1	5	.200	9	11	.818	9	12	21	3.0	11	1	5	6	2	6	24	3.4
15	REID III, Efton	2	0	5	2.5	2	2	1.000	0	0	.000	2	3	.667	0	0	0	0.0	0	0	0	0	0	0	6	3.0
32	BRADY, Eric	4	4	107	26.8	4	9	.444	2	5	.400	2	2	1.000	1	16	17	4.3	14	1	5	3	0	3	12	3.0
22	LEASURE, Mike	10	4	135	13.5	11	28	.393	0	8	.000	7	9	.778	9	16	25	2.5	18	1	12	8	2	7	29	2.9
33	GRIFFIN, Doug	4	0	75	18.8	4	5	.800	0	0	.000	3	9	.333	5	13	18	4.5	6	0	2	2	1	0	11	2.8
11	DUDLEY, Jamie	6	2	73	12.2	4	11	.364	2	2	1.000	7	11	.636	0	8	8	1.3	9	0	7	11	0	2	17	2.8
31	FREDERICKSON, Brian	3	1	45	15.0	3	10	.300	0	0	.000	2	5	.400	1	5	6	2.0	11	0	4	7	0	3	8	2.7
33	DELANEY, Chris	4	0	48	12.0	3	6	.500	0	0	.000	3	7	.429	3	8	11	2.8	10	0	0	1	3	1	9	2.3
10	SALLIS, Hunter	4	0	57	14.3	2	8	.250	0	3	.000	4	7	.571	0	6	6	1.5	5	0	3	3	0	1	8	2.0
13	REISMAN, Josh	2	0	19	9.5	2	4	.500	0	1	.000	0	0	.000	0	4	4	2.0	1	0	0	0	0	2	4	2.0
45	FOSTER, Will	5	0	38	7.6	5	7	.714	0	0	.000	0	4	.000	3	7	10	2.0	5	0	0	3	2	1	10	2.0
00	COLEMAN, Gerard	2	0	17	8.5	1	3	.333	0	0	.000	2	2	1.000	0	2	2	1.0	0	0	0	2	0	0	4	2.0
21	MAY, Darryl	2	0	15	7.5	2	6	.333	0	0	.000	0	0	.000	0	1	1	0.5	1	0	2	3	0	2	4	2.0
15	SPANGLER, Ryan	2	0	4	2.0	2	2	1.000	0	0	.000	0	0	.000	1	0	1	0.5	1	0	0	0	0	0	4	2.0
11	WADLINGTON, Marlon	1	0	15	15.0	1	3	.333	0	0	.000	0	0	.000	0	1	1	1.0	0	0	1	1	0	0	2	2.0
23	WALKER, Paul	1	0	9	9.0	0	2	.000	0	0	.000	2	2	1.000	0	0	0	0.0	0	0	0	0	0	0	2	2.0
21	KINCAID, Matt	1	0	3	3.0	1	2	.500	0	0	.000	0	0	.000	0	0	0	0.0	0	0	0	1	0	0	2	2.0
14	WILLIAMS, Kenny	1	0	3	3.0	1	1	1.000	0	0	.000	0	0	.000	0	0	0	0.0	0	0	1	0	0	0	2	2.0
31	KINCAID, Keith	1	0	1	1.0	1	1	1.000	0	0	.000	0	0	.000	0	0	0	0.0	0	0	0	1	0	0	2	2.0
02	NUNEZ, Angel	6	0	23	3.8	5	7	.714	0	0	.000	1	2	.500	2	1	3	0.5	9	0	0	4	4	1	11	1.8
34	SHERRELL, Jay	4	0	16	4.0	3	4	.750	0	0	.000	0	1	.000	0	8	8	2.0	1	0	1	1	0	1	6	1.5
22	JONES, Jeremy	8	0	52	6.5	6	12	.500	2	5	.400	3	5	.600	2	8	10	1.3	2	0	0	0	1	1	17	2.1
25	EDWARDS, Ryan	4	0	13	3.3	3	5	.600	0	0	.000	0	0	.000	2	1	4	1.0	1	0	0	0	0	0	6	1.5
30	HART, Mike	6	2	89	14.8	2	3	.667	0	0	.000	4	4	1.000	6	8	14	2.3	6	0	1	2	1	5	8	1.3
23	COLE, David	4	0	31	7.8	2	6	.333	1	5	.200	0	0	.000	1	0	1	0.3	0	0	1	3	0	0	5	1.3
11	FORBES, Gernayne	3	0	27	9.0	2	7	.286	0	3	.000	0	0	.000	0	1	1	0.3	3	0	2	1	0	1	4	1.3
43	BARHAM, Drew	5	0	41	8.2	2	9	.222	2	9	.222	0	0	.000	1	7	8	1.6	7	0	1	0	1	2	6	1.2
21	BALLO, Oumar	1	0	3	3.0	0	0	.000	0	0	.000	1	2	.500	1	0	1	1.0	0	0	0	0	0	0	1	1.0
50	BROWN, Ira	2	0	9	4.5	1	4	.250	0	1	.000	0	0	.000	1	2	3	1.5	0	0	0	0	0	0	2	1.0
0	CRANDALL, Geno	2	0	44	22.0	0	5	0	0	2	0	2	2	1.000	0	4	4	2.0	4	0	6	2	0	5	2	1.0
05	VILARINO, G.J.	2	0	3	1.5	1	2	.500	0	0	.000	0	0	.000	0	0	0	0.0	1	0	0	0	0	0	2	1.0
11	WILLIAMS, Kevin	9	0	55	6.1	3	12	.250	1	5	.200	1	2	.500	3	5	8	0.9	4	0	4	2	0	1	8	0.9
13	NEMETH, John	4	0	21	5.3	1	3	.333	0	0	.000	1	2	.500	0	4	4	1.0	0	0	5	1	0	1	3	0.8
14	LARSEN, Jacob	3	0	11	3.7	1	2	.500	0	0	.000	0	1	.000	1	3	4	1.3	0	0	0	1	0	0	2	0.7
33	BOND, Jason	6	0	37	6.2	2	5	.400	0	0	.000	0	0	.000	5	5	10	1.7	11	0	0	1	0	1	4	0.7
15	BAKAMUS, Rem	2	0	1	0.5	0	0	.000	0	0	.000	1	2	.500	0	0	0	0.0	0	0	0	0	0	0	1	0.5
32	MORGAN, Scott	6	0	28	4.7	0	4	.000	0	0	.000	3	4	.750	1	7	8	1.3	2	0	1	3	0	0	3	0.5
21	WALL, Marty	3	0	5	1.7	0	1	.000	0	0	.000	1	2	.500	1	0	1	0.3	0	0	0	2	0	0	1	0.3
25	BROOKS, Colby	1	0	1	1.0	0	0	.000	0	0	.000	0	0	.000	0	1	1	1.0	0	0	0	1	0	0	0	0.0
34	DIOLI, Martin	2	1	25	12.5	0	2	.000	0	0	.000	0	0	.000	2	3	5	2.5	3	0	1	1	0	1	0	0.0
20	PETE, Brian	1	0	0	0.0	0	0	.000	0	0	.000	0	0	.000	0	0	0	0.0	0	0	0	0	0	0	0	0.0
4	COOK, Aaron	2	0	29	14.5	0	4	.000	0	0	.000	0	0	.000	1	3	4	2.0	5	0	2	1	0	0	0	0.0
55	HARRIS, Dominick	2	0	8	4.0	0	2	.000	0	0	.000	0	0	.000	0	1	1	0.5	3	0	1	1	0	0	0	0.0
23	LANG, Matt	2	0	1	0.5	0	0	.000	0	0	.000	0	0	.000	0	0	0	0	0	0	0	0	0	0	0	0.0
5	ARLAUSKAS, Martynas	2	0	4	2.0	0	0	.000	0	0	.000	0	0	.000	0	1	1	0.5	0	0	0	0	0	0	0	0.0
10	ZAKHAROV, Pavel	1	0	1	1.0	0	0	.000	0	0	.000	0	0	.000	0	1	1	1.0	0	0	0	0	0	0	0	0.0
35	GRAVES, Will	1	0	1	1.0	0	0	.000	0	0	.000	0	0	.000	0	0	0	0	0	0	0	0	0	0	0	0.0
4	FOSTER JR., Greg	1	0	2	2.0	0	0	0	0	0	.000	0	0	.000	0	0	0	0	0	0	1	0	0	0	0	0.0
22	TRICCO, Jimmy	3	0	22	7.3	0	3	.000	0	2	.000	0	0	.000	0	4	4	1.3	3	0	2	1	0	0	0	0.0
10	WADE, Jesse	3	0	9	3.0	0	2	.000	0	1	.000	0	0	.000	0	0	0	0.0	0	0	0	0	0	0	0	0.0
01	BROOKS, Winston	2	0	21	10.5	0	1	.000	0	0	.000	0	0	.000	0	0	0	0.0	2	0	0	2	0	0	0	0.0
23	AMAYA, Tyler	2	0	8	4.0	0	0	.000	0	0	.000	0	0	.000	0	1	1	0.5	3	0	0	1	0	0	0	0.0
32	BOCK, Roger	1	0	6	6.0	0	0	.000	0	0	.000	0	0	.000	0	0	0	0.0	1	0	0	0	0	0	0	0.0
20	GURGANIOUS, Larry	3	0	6	2.0	0	0																			



2023-24 Gonzaga Men's Basketball  
Gonzaga Team Game-by-Game Comparison (as of Mar 02, 2024)  
All games



Opponent	1st	2nd	Score	Mar	Total FG	FG Pct	3-Pointers	3FG Pct	Free Throws	FT Pct	Rebounds	Assist	T/Over	Block	Steal	Fouls
YALE	47/42	39/29	86-71	+15	32-64/24-59	.500/.407	7-19/9-24	.368/.375	15-21/14-14	.714/1000	42/28 +14	13/15	10/11	0/1	9/8	16/20
EASTERN ORE.	63/30	60/27	123-57	+66	52-82/22-76	.634/.289	7-22/6-30	.318/.200	12-21/7-13	.571/.538	62/29 +33	23/5	11/13	7/2	7/7	15/19
Purdue	35/30	28/43	63-73	(10)	26-69/28-60	.377/.467	6-32/4-17	.188/.235	5-8/13-16	.625/.813	38/38 -	13/11	14/13	2/3	12/9	19/12
Syracuse	39/25	37/32	76-57	+19	30-64/23-64	.469/.359	7-20/3-24	.350/.125	9-12/8-10	.750/.800	48/28 +20	17/6	18/13	2/5	8/11	14/16
UCLA	38/34	31/31	69-65	+4	23-53/19-54	.434/.352	6-16/4-14	.375/.286	17-29/23-31	.586/.742	37/35 +2	11/9	12/10	4/3	3/5	25/26
CSU BAKERSFIELD	44/29	37/36	81-65	+16	30-57/25-62	.526/.403	5-14/6-19	.357/.316	16-20/9-9	.800/1000	38/27 +11	10/8	9/10	3/4	4/4	10/18
Southern California	44/37	45/39	89-76	+13	34-65/31-66	.523/.470	12-22/6-22	.545/.273	9-12/8-17	.750/.471	39/33 +6	17/12	13/10	4/3	6/6	17/14
ARK.-PINE BLUFF	59/30	52/41	111-71	+40	45-79/19-71	.570/.268	10-24/15-44	.417/.341	11-14/18-24	.786/.750	65/28 +37	28/15	15/8	6/3	5/5	17/17
Washington	48/42	25/36	73-78	(5)	26-61/25-55	.426/.455	5-18/7-20	.278/.350	16-20/21-25	.800/.840	28/36 (8)	11/11	12/19	4/6	9/3	22/13
MISSISSIPPI VAL.	38/18	40/22	78-40	+38	27-57/16-55	.474/.291	5-24/4-15	.208/.267	19-28/4-10	.679/.400	42/33 +9	21/8	8/18	6/1	11/7	14/19
UConn	34/45	29/31	63-76	(13)	23-59/29-52	.390/.558	2-12/7-17	.167/.412	15-21/11-15	.714/.733	32/26 +6	5/16	11/9	3/5	4/7	12/16
JACKSON ST.	41/29	59/47	100-76	+24	34-65/26-78	.523/.333	5-18/13-32	.278/.406	27-39/11-16	.692/.688	51/44 +7	20/17	8/8	6/2	7/4	15/24
SAN DIEGO ST.	37/38	37/46	74-84	(10)	25-59/32-64	.424/.500	5-19/8-25	.263/.320	19-25/12-16	.760/.750	35/33 +2	14/9	13/11	2/3	7/5	13/17
PEPPERDINE	45/27	41/33	86-60	+26	32-57/19-58	.561/.328	8-19/7-19	.421/.368	14-18/15-23	.778/.652	41/31 +10	18/12	14/12	4/3	4/6	23/18
SAN DIEGO	55/35	46/39	101-74	+27	39-69/29-66	.565/.439	10-23/9-23	.435/.391	13-21/7-13	.619/.538	39/36 +3	27/14	9/19	5/5	14/7	12/18
Santa Clara	34/40	42/37	76-77	(1)	32-67/29-65	.478/.446	2-20/9-28	.100/.321	10-14/10-14	.714/.714	31/44 (13)	8/21	10/18	2/2	11/6	15/14
Pepperdine	40/40	46/21	86-61	+25	36-64/22-56	.563/.393	8-20/6-18	.400/.333	6-12/11-14	.500/.786	42/26 +16	19/10	7/9	2/2	4/6	17/14
San Diego	54/27	51/36	105-63	+42	39-69/24-70	.565/.343	10-25/6-26	.400/.231	17-26/9-11	.654/.818	51/29 +22	28/12	8/10	5/2	7/5	13/19
SAN FRANCISCO	30/31	47/41	77-72	+5	24-52/25-64	.462/.391	7-21/11-33	.333/.333	22-34/11-14	.647/.786	32/41 (9)	12/10	7/15	3/2	9/4	14/25
Pacific	34/35	48/38	82-73	+9	28-53/25-53	.528/.472	8-22/6-16	.364/.375	18-26/17-22	.692/.773	34/20 +14	9/10	12/9	3/3	7/7	19/20
LMU (CA)	45/29	47/29	92-58	+34	36-61/23-62	.590/.371	7-15/9-24	.467/.375	13-17/3-4	.765/.750	30/33 (3)	19/6	5/20	9/0	12/3	8/14
SAINT MARY'S (CA)	34/33	28/31	62-64	(2)	24-55/25-55	.436/.455	3-14/7-18	.214/.389	11-15/7-13	.733/.538	36/30 +6	5/11	7/5	1/1	4/4	15/15
PORTLAND	50/23	46/41	96-64	+32	38-68/23-64	.559/.359	15-33/9-34	.455/.265	5-5/9-11	1000/.818	43/29 +14	21/9	6/7	1/0	4/1	17/11
Kentucky	42/32	47/53	89-85	+4	32-68/28-61	.471/.459	4-18/6-17	.222/.353	21-24/23-28	.875/.821	43/31 +12	15/10	10/8	6/10	6/8	18/18
LMU (CA)	47/46	44/28	91-74	+17	37-62/28-53	.597/.528	10-20/11-20	.500/.550	7-9/7-9	.778/.778	31/21 +10	19/13	7/12	7/1	7/4	14/14
PACIFIC	47/34	55/42	102-76	+26	37-56/25-61	.661/.410	8-20/5-17	.400/.294	20-22/21-23	.909/.913	31/23 +8	17/10	11/12	8/0	7/7	19/17
Portland	43/30	43/35	86-65	+21	35-69/23-62	.507/.371	8-23/8-19	.348/.421	8-10/11-21	.800/.524	50/29 +21	21/14	6/2	7/2	1/1	18/11
SANTA CLARA	52/46	42/35	94-81	+13	34-60/31-68	.567/.456	8-16/11-27	.500/.407	18-26/8-11	.692/.727	34/35 (1)	17/13	8/12	2/3	7/5	14/21
San Francisco	35/34	51/34	86-68	+18	30-48/27-67	.625/.403	3-10/7-25	.300/.280	23-28/7-14	.821/.500	35/26 +9	13/13	17/12	4/2	7/10	16/23
Saint Mary's (CA)	44/28	26/29	70-57	+13	30-58/22-59	.517/.373	5-9/8-18	.556/.444	5-6/5-9	.833/.556	27/38 (11)	19/14	5/13	5/1	9/4	12/9

Note: Game totals are displayed in the format TEAM/OPPONENT for each category

	POINTS BREAKDOWN							GAME TRENDS	
	Off Turnovers	2nd Chance	In Paint	Fast Break	Bench	Ties	Leads	Largest Deficit	
Nov. 10 - Yale	13-8	20-8	44-20	14-11	25-22	8	8	18 (38-56   16:27, 2nd)	Dec. 15 - UConn
Nov. 14 - Eastern Oregon	22-6	21-6	84-18	24-5	58-36	0	0	<b>Largest Deficit Overcome</b>	
Nov. 20 - Purdue	19-13	10-9	30-44	14-11	10-14	2	4	13 (25-38   2:28, 1st)	Jan. 11 - Santa Clara
Nov. 21 - Syracuse	15-17	25-8	44-36	18-4	15-7	0	0	- GU regained lead 58-56 (11:37, 2nd)	
Nov. 22 - UCLA	15-10	18-10	22-24	11-5	9-17	0	6	<b>Largest Deficit Overcome in Win</b>	
Nov. 28 - CSU Bakersfield	13-13	14-13	38-26	17-4	14-17	0	0	10 (6-16   15:33, 1st)	Nov. 10 - Yale
Dec. 2 - USC	15-10	14-18	40-46	21-8	26-17	0	0	- GU regained lead 22-21 (10:19, 1st)	
Dec. 5 - Arkansas Pine Bluff	9-17	21-4	60-8	28-19	49-9	0	0	<b>Games Trailed at Half</b>	
Dec. 9 - Washington	15-8	9-11	32-34	11-15	13-11	5	3	34-45	Dec. 15 - UConn
Dec. 11 - Mississippi Valley St	24-9	10-11	36-20	12-2	39-11	0	0	37-38	Dec. 29 - San Diego State
Dec. 15 - UConn	8-17	15-8	40-42	7-6	7-17	0	0	34-40	Jan. 11 - Santa Clara
Dec. 20 - Jackson State	9-11	17-13	50-14	16-10	31-15	0	2	30-34	Jan. 25 - San Francisco
Dec. 29 - San Diego State	19-21	11-10	36-40	14-12	11-32	8	6	34-35	Jan. 27 - Pacific
Jan. 4 - Pepperdine	13-10	10-7	44-18	14-3	21-14	1	1		
Jan. 6 - San Diego	27-6	13-18	52-32	21-4	35-9	2	0		
Jan. 11 - Santa Clara	12-11	12-15	48-34	11-10	14-19	9	6		
Jan. 18 - Pepperdine	8-6	7-5	42-22	5-9	17-18	5	8		
Jan. 20 - San Diego	12-8	15-6	54-30	32-9	47-22	3	3		
Jan. 25 - San Francisco	19-8	5-15	28-24	20-7	4-14	8	15		
Jan. 27 - Pacific	16-16	12-8	38-32	11-8	6-19	4	8		
Jan. 30 - Loyola Marymount	29-2	12-13	56-16	10-2	20-26	0	2		
Feb. 3 - Saint Mary's	4-11	15-8	36-28	1-4	2-2	2	13		
Feb. 7 - Portland	14-5	6-8	34-24	12-2	42-11	0	0		
Feb. 10 - Kentucky	13-8	15-16	50-40	5-12	12-21	2	5		
Feb. 15 - Loyola Marymount	23-8	23-6	44-26	12-2	2-13	2	8		
Feb. 17 - Pacific	16-13	13-17	48-32	20-6	26-38	0	0		
Feb. 22 - Portland	6-9	15-10	48-28	11-3	13-19	0	0		
Feb. 24 - Santa Clara	21-13	14-13	44-36	19-9	12-31	7	9		
Feb. 29 - San Francisco	15-19	8-10	52-32	14-16	8-16	4	1		
March 2 - Saint Mary's	13-7	5-10	42-26	15-3	8-5	2	5		
TOTALS	454-321	380-310	1316-852	440-221	596-521				
AVERAGE PER GAME	15.1-10.7	12.7-10.3	43.9-28.4	14.7-7.4	19.9-17.4				







2023-24 Gonzaga Men's Basketball  
Points-rebounds-assists  
All games

Page 1/2  
as of Mar 03, 2024

Opponent	Date	Score	0	3	4	11	13	14	15	21	22	25	33
			NEMBARD,R	KRAJNOVIC,	STROMER,DU	HICKMAN,NO	IKE,GRAHAM	STOSIC,PAV	FEW,JOE	YEO,JUN SE	WATSON,ANT	BROOKS,COL	GREGG,BEN
Yale	11/10/2023	86-71 W	16-4-7	0-0-0	8-3-1	15-2-3	11-3-0	DNP	DNP	0-0-0	11-12-2	DNP	6-5-0
Eastern Ore.	11/14/2023	123-57 W	6-4-3	7-4-2	2-2-1	12-4-5	25-11-3	2-0-0	3-1-2	9-7-4	20-6-2	4-7-0	10-6-1
vs Purdue	11/20/2023	63-73 L	11-3-6	2-0-0	9-6-1	11-1-2	14-7-0	DNP	DNP	0-0-0	8-2-4	DNP	2-6-0
vs Syracuse	11/21/2023	76-57 W	11-5-7	1-3-0	3-5-3	19-2-0	16-14-1	0-0-1	0-0-0	0-0-0	12-13-3	DNP	5-2-1
vs UCLA	11/22/2023	69-65 W	12-3-4	DNP	2-8-0	11-0-2	3-5-2	DNP	DNP	5-1-0	32-7-2	DNP	4-8-0
CSU Bakersfield	11/28/2023	81-65 W	22-2-5	DNP	10-3-0	13-3-0	11-6-2	DNP	DNP	2-1-0	11-13-2	DNP	0-0-0
vs Southern California	12/02/2023	89-76 W	15-2-7	DNP	15-5-2	10-3-4	14-10-1	DNP	DNP	0-0-0	9-5-1	DNP	14-8-2
Ark.-Pine Bluff	12/05/2023	111-71 W	7-7-6	7-3-3	8-4-4	13-3-5	17-9-2	4-3-0	0-0-2	10-4-0	15-7-4	3-2-1	8-8-1
at Washington	12/09/2023	73-78 L	12-3-7	DNP	0-3-0	17-0-1	18-6-1	DNP	DNP	2-1-1	13-13-1	DNP	11-1-0
Mississippi Val.	12/11/2023	78-40 W	6-4-5	3-1-1	7-2-5	5-5-3	13-8-0	2-2-0	0-2-2	6-4-0	8-4-3	0-0-0	11-4-1
vs UConn	12/15/2023	63-76 L	15-6-2	DNP	8-6-0	8-1-3	5-5-0	DNP	DNP	0-0-0	20-4-0	DNP	6-4-0
Jackson St.	12/20/2023	100-76 W	11-5-6	DNP	8-6-2	18-1-3	22-11-1	2-0-0	0-0-0	6-3-0	10-8-6	0-1-0	6-5-1
San Diego St.	12/29/2023	74-84 L	15-5-9	DNP	5-4-1	7-4-1	20-10-0	DNP	DNP	0-0-0	16-4-3	DNP	9-2-0
Pepperdine	01/04/2024	86-60 W	10-2-7	DNP	6-5-1	14-4-3	20-7-1	0-1-0	0-0-1	0-2-0	15-6-3	2-0-0	8-7-1
San Diego	01/06/2024	101-74 W	18-6-9	DNP	5-2-3	17-1-4	19-8-0	0-0-1	0-0-0	4-0-1	7-5-4	0-1-0	22-7-2
at Santa Clara	01/11/2024	76-77 L	21-4-5	DNP	0-2-0	4-2-2	5-3-0	DNP	DNP	DNP	32-9-1	DNP	0-5-0
at Pepperdine	01/18/2024	86-61 W	5-5-8	DNP	6-3-0	19-3-1	24-7-3	DNP	0-0-0	2-0-0	16-8-2	DNP	5-10-4
at San Diego	01/20/2024	105-63 W	12-3-12	DNP	11-5-5	13-1-2	6-6-0	0-1-0	2-0-0	3-4-0	12-10-3	5-3-0	15-11-5
San Francisco	01/25/2024	77-72 W	13-1-6	DNP	4-3-0	11-2-1	22-7-1	DNP	DNP	0-0-0	15-7-3	DNP	12-5-1
at Pacific	01/27/2024	82-73 W	12-4-1	DNP	0-1-0	19-3-4	20-3-1	DNP	DNP	DNP	12-11-3	DNP	13-8-0
LMU (CA)	01/30/2024	92-58 W	7-2-4	6-0-0	2-4-1	24-3-5	20-2-2	0-1-0	0-1-1	2-1-0	10-5-4	0-0-0	11-5-1
Saint Mary's (CA)	02/03/2024	62-64 L	18-1-1	0-0-0	0-0-0	7-0-2	12-12-0	DNP	DNP	DNP	16-10-2	DNP	7-10-0
Portland	02/07/2024	96-64 W	10-4-6	7-5-1	8-7-2	12-1-2	7-7-0	0-0-0	DNP	2-1-0	20-5-4	0-1-0	5-4-3
at Kentucky	02/10/2024	89-85 W	6-5-9	0-1-0	0-4-0	17-5-0	23-5-1	DNP	DNP	DNP	17-7-5	DNP	14-5-0
at LMU (CA)	02/15/2024	91-74 W	16-2-11	0-0-0	0-0-0	22-1-3	23-4-2	DNP	DNP	DNP	13-11-2	DNP	15-7-1
Pacific	02/17/2024	102-76 W	18-5-10	4-0-1	1-1-1	16-2-4	21-6-1	4-2-0	0-1-0	0-1-0	17-3-0	0-0-0	4-4-0
at Portland	02/22/2024	86-65 W	8-7-7	2-2-0	7-4-1	19-6-3	20-14-3	0-0-0	0-0-0	0-0-0	13-6-2	0-1-0	13-4-4
Santa Clara	02/24/2024	94-81 W	17-6-6	DNP	10-4-0	20-1-5	26-7-0	DNP	DNP	DNP	13-5-1	DNP	6-6-5
at San Francisco	02/29/2024	86-68 W	15-9-6	0-0-1	4-6-0	22-3-1	26-7-1	DNP	0-0-0	0-0-0	10-5-3	0-0-0	5-5-1

Opponent	Date	Score	34
			HUFF,BRADE
Yale	11/10/2023	86-71 W	19-9-0
Eastern Ore.	11/14/2023	123-57 W	23-6-0
vs Purdue	11/20/2023	63-73 L	6-6-0
vs Syracuse	11/21/2023	76-57 W	9-3-1
vs UCLA	11/22/2023	69-65 W	0-2-1
CSU Bakersfield	11/28/2023	81-65 W	12-4-1
vs Southern California	12/02/2023	89-76 W	12-2-0
Ark.-Pine Bluff	12/05/2023	111-71 W	19-7-0
at Washington	12/09/2023	73-78 L	0-0-0
Mississippi Val.	12/11/2023	78-40 W	17-4-1
vs UConn	12/15/2023	63-76 L	1-2-0
Jackson St.	12/20/2023	100-76 W	17-9-1
San Diego St.	12/29/2023	74-84 L	2-1-0
Pepperdine	01/04/2024	86-60 W	11-4-1
San Diego	01/06/2024	101-74 W	9-5-3
at Santa Clara	01/11/2024	76-77 L	14-5-0
at Pepperdine	01/18/2024	86-61 W	9-2-1
at San Diego	01/20/2024	105-63 W	26-5-1
San Francisco	01/25/2024	77-72 W	0-4-0
at Pacific	01/27/2024	82-73 W	6-4-0
LMU (CA)	01/30/2024	92-58 W	10-5-1
Saint Mary's (CA)	02/03/2024	62-64 L	2-1-0
Portland	02/07/2024	96-64 W	25-7-3
at Kentucky	02/10/2024	89-85 W	12-3-0
at LMU (CA)	02/15/2024	91-74 W	2-1-0
Pacific	02/17/2024	102-76 W	17-6-0
at Portland	02/22/2024	86-65 W	4-3-1
Santa Clara	02/24/2024	94-81 W	2-0-0
at San Francisco	02/29/2024	86-68 W	4-0-0





2023-24 Gonzaga Men's Basketball  
Season Schedule/Results & Leaders  
All games

Page 1/2  
as of Mar 03, 2024

Game Records

Record	Overall	Home	Away	Neutral
ALL GAMES	24-6	13-2	8-2	3-2
CONFERENCE	14-2	7-1	7-1	0-0
NON-CONFERENCE	10-4	6-1	1-1	3-2

Team Results

Date	Opponent		Score	Att.	High Points	High Rebounds
11/10/2023	Yale	W	86-71	6000	(19) HUFF, Braden	(12) WATSON, Anton
11/14/2023	Eastern Ore.	W	123-57	6000	(25) IKE, Graham	(11) IKE, Graham
11/20/2023	vs Purdue	L	63-73	4838	(14) IKE, Graham	(7) IKE, Graham
11/21/2023	vs Syracuse	W	76-57	3602	(19) HICKMAN, Nolan	(14) IKE, Graham
11/22/2023	vs UCLA	W	69-65	3757	(32) WATSON, Anton	(8) GREGG, Ben
						(8) STROMER, Dusty
11/28/2023	CSU Bakersfield	W	81-65	6000	(22) NEMBHARD, Ryan	(13) WATSON, Anton
12/02/2023	vs Southern California	W	89-76	8116	(15) NEMBHARD, Ryan	(10) IKE, Graham
					(15) STROMER, Dusty	
12/05/2023	Ark.-Pine Bluff	W	111-71	6000	(19) HUFF, Braden	(9) IKE, Graham
12/09/2023	at Washington	L	73-78	9294	(18) IKE, Graham	(13) WATSON, Anton
12/11/2023	Mississippi Val.	W	78-40	6000	(17) HUFF, Braden	(8) IKE, Graham
12/15/2023	vs UConn	L	63-76	16405	(20) WATSON, Anton	(6) NEMBHARD, Ryan
						(6) STROMER, Dusty
12/20/2023	Jackson St.	W	100-76	6000	(22) IKE, Graham	(11) IKE, Graham
12/29/2023	San Diego St.	L	74-84	6000	(20) IKE, Graham	(10) IKE, Graham
01/04/2024	Pepperdine	W	86-60	12015	(20) IKE, Graham	(7) IKE, Graham
						(7) GREGG, Ben
01/06/2024	San Diego	W	101-74	6000	(22) GREGG, Ben	(8) IKE, Graham
01/11/2024	at Santa Clara	L	76-77	4200	(32) WATSON, Anton	(9) WATSON, Anton
01/18/2024	at Pepperdine	W	86-61	3128	(24) IKE, Graham	(10) GREGG, Ben
01/20/2024	at San Diego	W	105-63	3007	(26) HUFF, Braden	(11) GREGG, Ben
01/25/2024	San Francisco	W	77-72	6000	(22) IKE, Graham	(7) WATSON, Anton
						(7) IKE, Graham
01/27/2024	at Pacific	W	82-73	3164	(20) IKE, Graham	(11) WATSON, Anton
01/30/2024	LMU (CA)	W	92-58	6000	(24) HICKMAN, Nolan	(5) WATSON, Anton
						(5) GREGG, Ben
						(5) HUFF, Braden
02/03/2024	Saint Mary's (CA)	L	62-64	6000	(18) NEMBHARD, Ryan	(12) IKE, Graham
02/07/2024	Portland	W	96-64	6000	(25) HUFF, Braden	(7) IKE, Graham
						(7) HUFF, Braden
						(7) STROMER, Dusty
02/10/2024	at Kentucky	W	89-85	20186	(23) IKE, Graham	(7) WATSON, Anton
02/15/2024	at LMU (CA)	W	91-74	2827	(23) IKE, Graham	(11) WATSON, Anton
02/17/2024	Pacific	W	102-76	6000	(21) IKE, Graham	(6) IKE, Graham
						(6) HUFF, Braden
02/22/2024	at Portland	W	86-65	3803	(20) IKE, Graham	(14) IKE, Graham
02/24/2024	Santa Clara	W	94-81	6000	(26) IKE, Graham	(7) IKE, Graham
02/29/2024	at San Francisco	W	86-68	6480	(26) IKE, Graham	(9) NEMBHARD, Ryan





2023-24 Gonzaga Men's Basketball  
Team High/Low Analysis  
All games

Page 1/4  
as of Mar 03, 2024

Gonzaga - Game Highs

POINTS	123		Eastern Ore. (11/14/2023)
	111		Ark.-Pine Bluff (12/05/2023)
	105		at San Diego (01/20/2024)
	102		Pacific (02/17/2024)
	101		San Diego (01/06/2024)
FIELD GOALS MADE	52		Eastern Ore. (11/14/2023)
	45		Ark.-Pine Bluff (12/05/2023)
FIELD GOAL ATTEMPTS	82		Eastern Ore. (11/14/2023)
	79		Ark.-Pine Bluff (12/05/2023)
FIELD GOAL PERCENTAGE	.661	(37-56)	Pacific (02/17/2024)
	.634	(52-82)	Eastern Ore. (11/14/2023)
3 PT FG MADE	15		Portland (02/07/2024)
	12		vs Southern California (N) (12/02/2023)
3 PT FG ATTEMPTS	33		Portland (02/07/2024)
	32		vs Purdue (N) (11/20/2023)
3 PT FG PERCENTAGE	.556	(5-9)	at Saint Mary's (CA) (03/02/2024)
	.545	(12-22)	vs Southern California (N) (12/02/2023)
FREE THROWS MADE	27		Jackson St. (12/20/2023)
	23		at San Francisco (02/29/2024)
FREE THROW ATTEMPTS	39		Jackson St. (12/20/2023)
	34		San Francisco (01/25/2024)
FREE THROW PERCENTAGE	1.000	(5-5)	Portland (02/07/2024)
	.909	(20-22)	Pacific (02/17/2024)
REBOUNDS	65		Ark.-Pine Bluff (12/05/2023)
	62		Eastern Ore. (11/14/2023)
ASSISTS	28		at San Diego (01/20/2024)
	28		Ark.-Pine Bluff (12/05/2023)
STEALS	14		San Diego (01/06/2024)
	12		LMU (CA) (01/30/2024)
	12		vs Purdue (N) (11/20/2023)
BLOCKED SHOTS	9		LMU (CA) (01/30/2024)
	8		Pacific (02/17/2024)
TURNOVERS	18		vs Syracuse (N) (11/21/2023)
	17		at San Francisco (02/29/2024)
FOULS	25		vs UCLA (N) (11/22/2023)
	23		Pepperdine (01/04/2024)



2023-24 Gonzaga Men's Basketball  
Team High/Low Analysis  
All games

Page 2/4  
as of Mar 03, 2024

Opponent - Game Highs

POINTS	85		at Kentucky (02/10/2024)
	84		San Diego St. (12/29/2023)
	81		Santa Clara (02/24/2024)
	78		at Washington (12/09/2023)
	77		at Santa Clara (01/11/2024)
FIELD GOALS MADE	32		San Diego St. (12/29/2023)
	31		Santa Clara (02/24/2024)
	31		vs Southern California (N) (12/02/2023)
FIELD GOAL ATTEMPTS	78		Jackson St. (12/20/2023)
	76		Eastern Ore. (11/14/2023)
FIELD GOAL PERCENTAGE	.558	(29-52)	vs UConn (N) (12/15/2023)
	.528	(28-53)	at LMU (CA) (02/15/2024)
3 PT FG MADE	15		Ark.-Pine Bluff (12/05/2023)
	13		Jackson St. (12/20/2023)
3 PT FG ATTEMPTS	44		Ark.-Pine Bluff (12/05/2023)
	34		Portland (02/07/2024)
3 PT FG PERCENTAGE	.550	(11-20)	at LMU (CA) (02/15/2024)
	.444	(8-18)	at Saint Mary's (CA) (03/02/2024)
FREE THROWS MADE	23		at Kentucky (02/10/2024)
	23		vs UCLA (N) (11/22/2023)
FREE THROW ATTEMPTS	31		vs UCLA (N) (11/22/2023)
	28		at Kentucky (02/10/2024)
FREE THROW PERCENTAGE	1.000	(14-14)	Yale (11/10/2023)
	1.000	(9-9)	CSU Bakersfield (11/28/2023)
REBOUNDS	44		at Santa Clara (01/11/2024)
	44		Jackson St. (12/20/2023)
ASSISTS	21		at Santa Clara (01/11/2024)
	17		Jackson St. (12/20/2023)
STEALS	11		vs Syracuse (N) (11/21/2023)
	10		at San Francisco (02/29/2024)
BLOCKED SHOTS	10		at Kentucky (02/10/2024)
	6		at Washington (12/09/2023)
TURNOVERS	20		LMU (CA) (01/30/2024)
	19		San Diego (01/06/2024)
	19		at Washington (12/09/2023)
FOULS	26		vs UCLA (N) (11/22/2023)
	25		San Francisco (01/25/2024)





2023-24 Gonzaga Men's Basketball  
Team High/Low Analysis  
All games

Page 3/4  
as of Mar 03, 2024

Gonzaga - Game Lows

POINTS	62		Saint Mary's (CA) (02/03/2024)
	63		vs UConn (N) (12/15/2023)
	63		vs Purdue (N) (11/20/2023)
	69		vs UCLA (N) (11/22/2023)
	70		at Saint Mary's (CA) (03/02/2024)
FIELD GOALS MADE	23		vs UConn (N) (12/15/2023)
	23		vs UCLA (N) (11/22/2023)
FIELD GOAL ATTEMPTS	48		at San Francisco (02/29/2024)
	52		San Francisco (01/25/2024)
FIELD GOAL PERCENTAGE	.377	(26-69)	vs Purdue (N) (11/20/2023)
	.390	(23-59)	vs UConn (N) (12/15/2023)
3 PT FG MADE	2		at Santa Clara (01/11/2024)
	2		vs UConn (N) (12/15/2023)
3 PT FG ATTEMPTS	9		at Saint Mary's (CA) (03/02/2024)
	10		at San Francisco (02/29/2024)
3 PT FG PERCENTAGE	.100	(2-20)	at Santa Clara (01/11/2024)
	.167	(2-12)	vs UConn (N) (12/15/2023)
FREE THROWS MADE	5		at Saint Mary's (CA) (03/02/2024)
	5		Portland (02/07/2024)
	5		vs Purdue (N) (11/20/2023)
FREE THROW ATTEMPTS	5		Portland (02/07/2024)
	6		at Saint Mary's (CA) (03/02/2024)
FREE THROW PERCENTAGE	.500	(6-12)	at Pepperdine (01/18/2024)
	.571	(12-21)	Eastern Ore. (11/14/2023)
REBOUNDS	27		at Saint Mary's (CA) (03/02/2024)
	28		at Washington (12/09/2023)
ASSISTS	5		Saint Mary's (CA) (02/03/2024)
	5		vs UConn (N) (12/15/2023)
STEALS	1		at Portland (02/22/2024)
	3		vs UCLA (N) (11/22/2023)
BLOCKED SHOTS	0		Yale (11/10/2023)
	1		Portland (02/07/2024)
	1		Saint Mary's (CA) (02/03/2024)
TURNOVERS	5		at Saint Mary's (CA) (03/02/2024)
	5		LMU (CA) (01/30/2024)
FOULS	8		LMU (CA) (01/30/2024)
	10		CSU Bakersfield (11/28/2023)



2023-24 Gonzaga Men's Basketball  
Team High/Low Analysis  
All games

Page 4/4  
as of Mar 03, 2024

Opponent - Game Lows

POINTS	40		Mississippi Val. (12/11/2023)
	57		at Saint Mary's (CA) (03/02/2024)
	57		vs Syracuse (N) (11/21/2023)
	57		Eastern Ore. (11/14/2023)
	58		LMU (CA) (01/30/2024)
FIELD GOALS MADE	16		Mississippi Val. (12/11/2023)
	19		Pepperdine (01/04/2024)
	19		Ark.-Pine Bluff (12/05/2023)
	19		vs UCLA (N) (11/22/2023)
FIELD GOAL ATTEMPTS	52		vs UConn (N) (12/15/2023)
	53		at LMU (CA) (02/15/2024)
	53		at Pacific (01/27/2024)
FIELD GOAL PERCENTAGE	.268	(19-71)	Ark.-Pine Bluff (12/05/2023)
	.289	(22-76)	Eastern Ore. (11/14/2023)
3 PT FG MADE	3		vs Syracuse (N) (11/21/2023)
	4		Mississippi Val. (12/11/2023)
	4		vs UCLA (N) (11/22/2023)
	4		vs Purdue (N) (11/20/2023)
3 PT FG ATTEMPTS	14		vs UCLA (N) (11/22/2023)
	15		Mississippi Val. (12/11/2023)
3 PT FG PERCENTAGE	.125	(3-24)	vs Syracuse (N) (11/21/2023)
	.200	(6-30)	Eastern Ore. (11/14/2023)
FREE THROWS MADE	3		LMU (CA) (01/30/2024)
	4		Mississippi Val. (12/11/2023)
FREE THROW ATTEMPTS	4		LMU (CA) (01/30/2024)
	9		at Saint Mary's (CA) (03/02/2024)
	9		at LMU (CA) (02/15/2024)
	9		CSU Bakersfield (11/28/2023)
FREE THROW PERCENTAGE	.400	(4-10)	Mississippi Val. (12/11/2023)
	.471	(8-17)	vs Southern California (N) (12/02/2023)
REBOUNDS	20		at Pacific (01/27/2024)
	21		at LMU (CA) (02/15/2024)
ASSISTS	5		Eastern Ore. (11/14/2023)
	6		LMU (CA) (01/30/2024)
	6		vs Syracuse (N) (11/21/2023)
STEALS	1		at Portland (02/22/2024)
	1		Portland (02/07/2024)
BLOCKED SHOTS	0		Pacific (02/17/2024)
	0		Portland (02/07/2024)
	0		LMU (CA) (01/30/2024)
TURNOVERS	2		at Portland (02/22/2024)
	5		Saint Mary's (CA) (02/03/2024)
FOULS	9		at Saint Mary's (CA) (03/02/2024)
	11		at Portland (02/22/2024)
	11		Portland (02/07/2024)



2023-24 Gonzaga Men's Basketball  
Player Highs Analysis  
All games

Page 1/4  
as of Mar 03, 2024

Gonzaga - Individual Game Highs

POINTS	32		Anton Watson at Santa Clara (01/11/2024)
	32		Anton Watson vs UCLA (N) (11/22/2023)
	26		Graham Ike at San Francisco (02/29/2024)
	26		Graham Ike vs Santa Clara (02/24/2024)
	26		Braden Huff at San Diego (01/20/2024)
FIELD GOALS MADE	14		Anton Watson at Santa Clara (01/11/2024)
	14		Anton Watson vs UCLA (N) (11/22/2023)
FIELD GOAL ATTEMPTS	20		Graham Ike at Saint Mary's (CA) (03/02/2024)
	19		Graham Ike at LMU (CA) (02/15/2024)
	19		Ryan Nembhard at Santa Clara (01/11/2024)
FIELD GOAL PERCENTAGE (min 5 made)	1.000	(9-9)	Graham Ike vs Pacific (02/17/2024)
	.933	(14-15)	Anton Watson vs UCLA (N) (11/22/2023)
3 PT FG MADE	5		Nolan Hickman vs Santa Clara (02/24/2024)
	4		Nolan Hickman at Portland (02/22/2024)
	4		Nolan Hickman vs Pacific (02/17/2024)
	4		Nolan Hickman at LMU (CA) (02/15/2024)
	4		Nolan Hickman vs Portland (02/07/2024)
	4		Nolan Hickman vs LMU (CA) (01/30/2024)
	4		Ryan Nembhard vs San Diego (01/06/2024)
	4		Nolan Hickman vs Pepperdine (01/04/2024)
	4		Dusty Stromer vs Southern California (N) (12/02/2023)
3 PT FG ATTEMPTS	10		Nolan Hickman at Pepperdine (01/18/2024)
	9		Dusty Stromer vs Southern California (N) (12/02/2023)
	9		Ryan Nembhard vs Purdue (N) (11/20/2023)
3 PT FG PERCENTAGE (min 2 made)	1.000	(3-3)	Anton Watson vs UCLA (N) (11/22/2023)
	1.000	(2-2)	Dusty Stromer vs Santa Clara (02/24/2024)
	1.000	(2-2)	Ben Gregg vs Ark.-Pine Bluff (12/05/2023)
	1.000	(2-2)	Graham Ike vs Eastern Ore. (11/14/2023)
FREE THROWS MADE	10		Graham Ike vs San Francisco (01/25/2024)
	10		Graham Ike vs Jackson St. (12/20/2023)
FREE THROW ATTEMPTS	14		Graham Ike vs Jackson St. (12/20/2023)
	11		Graham Ike vs San Francisco (01/25/2024)
FREE THROW PERCENTAGE (min 3 made)	1.000	(8-8)	Graham Ike at San Francisco (02/29/2024)
	1.000	(6-6)	Nolan Hickman at San Francisco (02/29/2024)
	1.000	(6-6)	Nolan Hickman at Pacific (01/27/2024)
	1.000	(6-6)	Ben Gregg vs Mississippi Val. (12/11/2023)
	1.000	(6-6)	Ryan Nembhard vs UCLA (N) (11/22/2023)
	1.000	(5-5)	Ryan Nembhard vs Jackson St. (12/20/2023)
	1.000	(4-4)	Luka Krajnovic vs Pacific (02/17/2024)
	1.000	(4-4)	Nolan Hickman at LMU (CA) (02/15/2024)
	1.000	(4-4)	Nolan Hickman at Kentucky (02/10/2024)
	1.000	(4-4)	Ryan Nembhard at Kentucky (02/10/2024)
	1.000	(4-4)	Graham Ike vs Saint Mary's (CA) (02/03/2024)
	1.000	(4-4)	Ben Gregg vs San Francisco (01/25/2024)
	1.000	(4-4)	Anton Watson at Santa Clara (01/11/2024)
	1.000	(4-4)	Ben Gregg vs San Diego (01/06/2024)
	1.000	(4-4)	Graham Ike vs Pepperdine (01/04/2024)
	1.000	(4-4)	Ben Gregg vs San Diego St. (12/29/2023)
	1.000	(4-4)	Nolan Hickman vs Jackson St. (12/20/2023)
	1.000	(4-4)	Ben Gregg at Washington (12/09/2023)
	1.000	(4-4)	Ryan Nembhard at Washington (12/09/2023)
	1.000	(4-4)	Graham Ike vs Southern California (N) (12/02/2023)
REBOUNDS	14		Graham Ike at Portland (02/22/2024)
	14		Graham Ike vs Syracuse (N) (11/21/2023)



2023-24 Gonzaga Men's Basketball  
Player Highs Analysis  
All games

Page 3/4  
as of Mar 03, 2024

Opponent - Individual Game Highs

POINTS	33		Will Johnston at LMU (CA) (02/15/2024)
	28		Boogie Ellis vs Southern California (N) (12/02/2023)
	26		Joe French vs Ark.-Pine Bluff (12/05/2023)
	25		Ken Evans vs Jackson St. (12/20/2023)
	25		Zach Edey vs Purdue (N) (11/20/2023)
FIELD GOALS MADE	12		Will Johnston at LMU (CA) (02/15/2024)
	12		Boogie Ellis vs Southern California (N) (12/02/2023)
FIELD GOAL ATTEMPTS	21		Will Johnston at LMU (CA) (02/15/2024)
	21		Boogie Ellis vs Southern California (N) (12/02/2023)
FIELD GOAL PERCENTAGE (min 5 made)	1.000	(5-5)	Francisco Caffaro vs Santa Clara (02/24/2024)
	1.000	(5-5)	Vasilije Vucinic at Portland (02/22/2024)
3 PT FG MADE	8		Joe French vs Ark.-Pine Bluff (12/05/2023)
	7		Will Johnston at LMU (CA) (02/15/2024)
3 PT FG ATTEMPTS	12		Joe French vs Ark.-Pine Bluff (12/05/2023)
	12		Rashad Williams vs Ark.-Pine Bluff (12/05/2023)
3 PT FG PERCENTAGE (min 2 made)	1.000	(2-2)	Paul Mulcahy at Washington (12/09/2023)
	.800	(4-5)	John Poulakidas vs Yale (11/10/2023)
FREE THROWS MADE	9		Houston Mallette vs Pepperdine (01/04/2024)
	9		Jaedon LeDee vs San Diego St. (12/29/2023)
	9		Zach Edey vs Purdue (N) (11/20/2023)
FREE THROW ATTEMPTS	13		Houston Mallette vs Pepperdine (01/04/2024)
	12		Jaedon LeDee vs San Diego St. (12/29/2023)
FREE THROW PERCENTAGE (min 3 made)	1.000	(8-8)	Donovan Williams vs Pacific (02/17/2024)
	1.000	(8-8)	Kylen Milton vs Ark.-Pine Bluff (12/05/2023)
	1.000	(6-6)	Malik Thomas vs San Francisco (01/25/2024)
	1.000	(6-6)	Keion Brooks Jr. at Washington (12/09/2023)
	1.000	(6-6)	August Mahoney vs Yale (11/10/2023)
	1.000	(5-5)	Nick Blake vs Pacific (02/17/2024)
	1.000	(5-5)	Reed Sheppard at Kentucky (02/10/2024)
	1.000	(4-4)	Juan Sebastian Gorosito at Portland (02/22/2024)
	1.000	(4-4)	Moe Odum vs Pacific (02/17/2024)
	1.000	(4-4)	Zvonimir Ivisic at Kentucky (02/10/2024)
	1.000	(4-4)	Christoph Tilly at Santa Clara (01/11/2024)
	1.000	(4-4)	Jordan O'Neal vs Jackson St. (12/20/2023)
	1.000	(4-4)	Lazar Stefanovic vs UCLA (N) (11/22/2023)
	1.000	(4-4)	Casey Simmons vs Yale (11/10/2023)
	1.000	(3-3)	Vukasin Masic vs Portland (02/07/2024)
	1.000	(3-3)	Jaden Alexander vs CSU Bakersfield (11/28/2023)
	1.000	(3-3)	JJ Starling vs Syracuse (N) (11/21/2023)
REBOUNDS	14		Michael Ajayi vs Pepperdine (01/04/2024)
	14		Zach Edey vs Purdue (N) (11/20/2023)
ASSISTS	7		Justice Hill at LMU (CA) (02/15/2024)
	6		Marcus Williams at San Francisco (02/29/2024)
	6		Moe Odum at Pacific (01/27/2024)
	6		Adama Bal at Santa Clara (01/11/2024)
	6		Dragos Lungu vs San Diego (01/06/2024)
	6		Isaiah Collier vs Southern California (N) (12/02/2023)
	6		Braden Smith vs Purdue (N) (11/20/2023)
STEALS	5		Jevon Porter vs Pepperdine (01/04/2024)
	5		Braden Smith vs Purdue (N) (11/20/2023)
BLOCKED SHOTS	5		Franck Kepnang at Washington (12/09/2023)
	4		Naheem McLeod vs Syracuse (N) (11/21/2023)
TURNOVERS	6		Deuce Turner vs San Diego (01/06/2024)
	6		Sahvir Wheeler at Washington (12/09/2023)





**2023-24 Gonzaga Men's Basketball**  
**Season/Career Statistics**  
**All games**

Page 1/1  
as of Mar 03, 2024

**Summary**

Player	Season Statistics										Career Statistics									
	GP-GS	MIN/G	FG%	3FG%	FT%	R/G	A/G	STL	BLK	PTS/G	GP-GS	MIN/G	FG%	3FG%	FT%	R/G	A/G	STL	BLK	PTS/G
BROOKS, Colby	12-0	3.3	.385	.000	.444	1.3	0.1	0	0	1.2	20-0	3.1	.542	.333	.571	1.2	0.1	2	0	1.8
FEW, Joe	13-0	4.2	.200	.000	.300	0.4	0.6	3	1	0.4	26-0	3.0	.071	.000	.333	0.5	0.5	3	1	0.2
GREGG, Ben	30-14	22.5	.524	.348	.761	5.6	1.2	37	20	8.6	101-14	12.5	.492	.351	.724	3.2	0.7	57	55	5.0
HICKMAN, Nolan	30-30	35.3	.459	.410	.875	2.3	2.7	32	12	14.0	99-66	26.7	.442	.369	.825	2.1	2.4	88	30	8.8
HUFF, Braden	30-0	13.6	.613	.339	.510	3.7	0.5	8	22	9.8	30-0	13.6	.613	.339	.510	3.7	0.5	8	22	9.8
IKE, Graham	30-30	23.9	.620	.357	.797	7.3	1.0	20	23	16.9	75-70	26.9	.559	.308	.738	8.0	1.1	48	36	17.1
KRAJNOVIC, Luka	14-0	8.5	.462	.286	.813	1.4	0.6	6	1	2.8	14-0	8.5	.462	.286	.813	1.4	0.6	6	1	2.8
NEMBHARD, Ryan	30-30	35.4	.453	.312	.733	4.1	6.4	35	1	12.8	94-94	34.7	.430	.330	.784	3.8	5.2	95	5	12.1
STOSIC, Pavle	12-0	3.7	.375	.000	.500	0.8	0.2	1	3	1.2	12-0	3.7	.375	.000	.500	0.8	0.2	1	3	1.2
STROMER, Dusty	30-15	24.4	.356	.337	.848	3.6	1.1	19	14	5.1	30-15	24.4	.356	.337	.848	3.6	1.1	19	14	5.1
WATSON, Anton	30-30	30.7	.590	.439	.644	7.1	2.5	49	21	14.2	146-89	23.3	.590	.307	.623	5.1	2.0	211	85	9.3
YEO, Jun Seok	23-1	7.3	.419	.143	.667	1.3	0.3	2	5	2.3	23-1	7.3	.419	.143	.667	1.3	0.3	2	5	2.3

**Scoring**

Player	Season Statistics									Career Statistics								
	FG-FGA	FG%	3FG-3FGA	3FG%	FT-FTA	FT%	PTS	PTS/G		FG-FGA	FG%	3FG-3FGA	3FG%	FT-FTA	FT%	PTS	PTS/G	
BROOKS, Colby	5-13	.385	0-1	.000	4-9	.444	14	1.2		13-24	.542	1-3	.333	8-14	.571	35	1.8	
FEW, Joe	1-5	.200	0-2	.000	3-10	.300	5	0.4		1-14	.071	0-6	.000	4-12	.333	6	0.2	
GREGG, Ben	87-166	.524	31-89	.348	54-71	.761	259	8.6		176-358	.492	60-171	.351	89-123	.724	501	5.0	
HICKMAN, Nolan	151-329	.459	68-166	.410	49-56	.875	419	14.0		322-728	.442	138-374	.369	85-103	.825	867	8.8	
HUFF, Braden	125-204	.613	20-59	.339	25-49	.510	295	9.8		125-204	.613	20-59	.339	25-49	.510	295	9.8	
IKE, Graham	202-326	.620	5-14	.357	98-123	.797	507	16.9		496-887	.559	8-26	.308	285-386	.738	1285	17.1	
KRAJNOVIC, Luka	12-26	.462	2-7	.286	13-16	.813	39	2.8		12-26	.462	2-7	.286	13-16	.813	39	2.8	
NEMBHARD, Ryan	145-320	.453	29-93	.312	66-90	.733	385	12.8		421-978	.430	115-348	.330	181-231	.784	1138	12.1	
STOSIC, Pavle	6-16	.375	0-6	.000	2-4	.500	14	1.2		6-16	.375	0-6	.000	2-4	.500	14	1.2	
STROMER, Dusty	47-132	.356	30-89	.337	28-33	.848	152	5.1		47-132	.356	30-89	.337	28-33	.848	152	5.1	
WATSON, Anton	171-290	.590	18-41	.439	65-101	.644	425	14.2		539-914	.590	43-140	.307	243-390	.623	1364	9.3	
YEO, Jun Seok	18-43	.419	3-21	.143	14-21	.667	53	2.3		18-43	.419	3-21	.143	14-21	.667	53	2.3	

**Totals**

Player	Season Statistics									Career Statistics								
	O-REB	D-REB	TOTAL	PF	FO	A	TO	A/TO		O-REB	D-REB	TOTAL	PF	FO	A	TO	A/TO	
BROOKS, Colby	5	11	16	4	0	1	2	0.5		7	17	24	6	0	1	5	0.2	
FEW, Joe	0	5	5	5	0	8	3	2.7		2	12	14	7	0	12	3	4.0	
GREGG, Ben	41	126	167	61	0	36	22	1.6		103	225	328	160	2	71	55	1.3	
HICKMAN, Nolan	5	63	68	44	0	81	43	1.9		16	191	207	135	0	238	114	2.1	
HUFF, Braden	42	69	111	55	1	16	12	1.3		42	69	111	55	1	16	12	1.3	
IKE, Graham	73	147	220	82	3	29	49	0.6		180	422	602	235	8	81	181	0.4	
KRAJNOVIC, Luka	4	15	19	14	0	9	13	0.7		4	15	19	14	0	9	13	0.7	
NEMBHARD, Ryan	14	108	122	51	1	192	67	2.9		33	321	354	177	3	487	229	2.1	
STOSIC, Pavle	4	6	10	10	0	2	5	0.4		4	6	10	10	0	2	5	0.4	
STROMER, Dusty	29	80	109	58	0	34	29	1.2		29	80	109	58	0	34	29	1.2	
WATSON, Anton	70	143	213	66	0	76	42	1.8		247	496	743	328	5	285	164	1.7	
YEO, Jun Seok	9	21	30	23	0	6	8	0.8		9	21	30	23	0	6	8	0.8	

## STARTERS

Nov. 10 - Yale	Nembhard	Hickman	Stromer	Watson	Ike
Nov. 14 - Eastern Oregon	Nembhard	Hickman	Stromer	Watson	Ike
Nov. 20 - Purdue	Nembhard	Hickman	Stromer	Watson	Ike
Nov. 21 - Syracuse	Nembhard	Hickman	Stromer	Watson	Ike
Nov. 22 - UCLA	Nembhard	Hickman	Stromer	Watson	Ike
Nov. 28 - CSU Bakersfield	Nembhard	Hickman	Stromer	Watson	Ike
Dec. 2 - USC	Nembhard	Hickman	Stromer	Watson	Ike
Dec. 5 - Arkansas Pine Bluff	Nembhard	Hickman	Yeo	Watson	Ike
Dec. 9 - Washington	Nembhard	Hickman	Stromer	Watson	Ike
Dec. 11 - Mississippi Valley State	Nembhard	Hickman	Stromer	Watson	Ike
Dec. 15 - UConn	Nembhard	Hickman	Stromer	Watson	Ike
Dec. 20 - Jackson State	Nembhard	Hickman	Stromer	Watson	Ike
Dec. 29 - San Diego State	Nembhard	Hickman	Stromer	Watson	Ike
Jan. 4 - Pepperdine	Nembhard	Hickman	Stromer	Watson	Ike
Jan. 6 - San Diego	Nembhard	Hickman	Stromer	Watson	Ike
Jan. 11 - Santa Clara	Nembhard	Hickman	Stromer	Watson	Ike
Jan. 18 - Pepperdine	Nembhard	Hickman	Gregg	Watson	Ike
Jan. 20 - San Diego	Nembhard	Hickman	Gregg	Watson	Ike
Jan. 25 - San Francisco	Nembhard	Hickman	Gregg	Watson	Ike
Jan. 27 - Pacific	Nembhard	Hickman	Gregg	Watson	Ike
Jan. 30 - Loyola Marymount	Nembhard	Hickman	Gregg	Watson	Ike
Feb. 3 - Saint Mary's	Nembhard	Hickman	Gregg	Watson	Ike
Feb. 7 - Portland	Nembhard	Hickman	Gregg	Watson	Ike
Feb. 10 - Kentucky	Nembhard	Hickman	Gregg	Watson	Ike
Feb. 15 - Loyola Marymount	Nembhard	Hickman	Gregg	Watson	Ike
Feb. 17 - Pacific	Nembhard	Hickman	Gregg	Watson	Ike
Feb. 22 - Portland	Nembhard	Hickman	Gregg	Watson	Ike
Feb. 24 - Santa Clara	Nembhard	Hickman	Gregg	Watson	Ike
Feb. 29 - San Francisco	Nembhard	Hickman	Gregg	Watson	Ike
March 2 - Saint Mary's	Nembhard	Hickman	Gregg	Watson	Ike

### BEST WINNING PERCENTAGE SINCE 2010-11

	W	L	Pct.
1. <i>Gonzaga</i>	398	62	.865
2. Kansas	382	89	.811
3. Duke	361	98	.786
4. Arizona	347	105	.768
5. Kentucky	352	110	.762

### BEST WINNING PERCENTAGE LAST TEN SEASONS

	W	L	Pct.
1. Gonzaga	347	45	.885
2. Kansas	315	79	.799
3. Villanova	300	84	.781
4. Duke	302	86	.778
5. Arizona	294	85	.776

### BEST WINNING PERCENTAGE LAST FIVE SEASONS

	W	L	Pct.
1. Gonzaga	154	17	.901
2. Houston	149	26	.851
3. Kansas	137	36	.792
4. San Diego State	129	36	.782
5. Liberty	131	37	.780

### BEST WINNING PERCENTAGE LAST THREE SEASONS

	W	L	Pct.
1. Gonzaga	90	11	.891
2. Houston	93	14	.869
3. Arizona	78	20	.796
4. Baylor	78	20	.796
5. San Diego State	78	21	.788

### BEST HOME PERCENTAGE LAST FIVE SEASONS

	W	L	Pct.
1. Gonzaga	77	1	.987
2. Kansas	75	4	.949
3. Liberty	78	5	.94
4. S Dakota State	62	4	.939
5. Houston	80	6	.930

### BEST TRUE ROAD PERCENTAGE SINCE 2010-11

	W	L	Pct.
1. Gonzaga	107	22	.829
2. Wichita State	102	39	.723
3. Saint Mary's	89	42	.679
4. Kansas	90	48	.652
5. Belmont	126	72	.636

### BEST ROAD PERCENTAGE LAST FIVE SEASONS

	W	L	Pct.
1. Gonzaga	38	5	.884
2. Houston	39	13	.750
3. Vermont	46	19	.708
4. Belmont	50	22	.694
5. San Diego State	34	16	.680

### BEST FIELD GOAL PERCENTAGE SINCE 2010-11

	FGM	FGA	Pct.
1. Gonzaga	13594	26814	0.507
2. Belmont	12056	24955	0.483
3. Kansas	13049	27320	0.478
4. Bellarmine	2290	4796	0.477
5. Creighton	12254	25733	0.476

### BEST FIELD GOAL PERCENTAGE LAST FIVE SEASONS

	FGM	FGA	Pct.
1. Gonzaga	5537	10525	0.526
2. South Dakota State	4443	9015	0.493
3. Dayton	4133	8420	0.491
4. Loyola (IL)	4050	8350	0.485
5. Belmont	4777	9859	0.485

### MOST POINTS PER GAME LAST FIVE SEASONS

	Points	Avg.
1. Gonzaga	15016	87.8
2. Iowa	13382	80.6
3. Alabama	13269	78.9

### MOST POINTS PER GAME LAST THREE SEASONS

	Wins	Seasons
1. Gonzaga	8888	88.0
2. Alabama	8279	80.4
3. Iowa	8232	82.3



## QUICKIE GAME RECORDS

### Individual Game

#### Points

- 52 - Frank Burgess vs. UC-Davis (1-26-61)
- 50 - Jean Claude Lefebvre vs. Whitworth (2-18-58)

#### Field Goals Made

- 20 - Jean Claude Lefebvre vs. Whitworth (2-18-58)

#### Free Throws Made

- 16 - Ronny Turiaf vs. Cincinnati (NCAA - 3-20-03)
- 16 - Blake Stepp vs. Washington (12-2-02)
- 16 - Ronny Turiaf vs. Indiana (11-26-02)
- 16 - Frank Burgess (4 times)

#### Free Throw Percentage (1.000 - min. 10 attempts)

- (15-15) - Sam Dower vs. Santa Clara (3-8-14)
- (15-15) - Geoff Goss vs. Idaho State (1-6-93)
- (15-15) - Frank Burgess vs. Idaho (3-3-61)

#### Rebounds

- 33 - Jim Dixon vs. Eastern Washington (1-23-61)
- 28 - Paul Cathey vs. Nevada-Las Vegas (12-28-77)

#### Assists

- 16 - Blake Stepp vs. Long Beach State (12-20-02)
- 14 - Andrew Nembhard at Pepperdine (2-16-22)
- 14 - Joel Ayayi at Portland (1-9-21)
- 13 - Josh Perkins at Creighton (12-1-18)
- 13 - Jeremy Pargo vs. Virginia Tech (11-24-07)
- 13 - Derek Raivio vs. Montana (11-21-04)
- 13 - Blake Stepp vs. Idaho (11-21-03)
- 13 - Matt Santangelo vs. Loyola Marymount (2-11-00)
- 13 - John Stockton vs. Portland (2-11-84)
- 13 - John Stockton vs. San Diego (1-19-84)
- 13 - Ken Tyler vs. Montana State (2-1-75)

#### Steals (Under Mark Few)

- 7 - Derek Raivio vs. Montana (11-21-04)
- 6 - Andrew Nembhard at BYU (2-5-22)
- 6 - Nigel Williams-Goss vs. Saint Mary's (3-7-17)
- 6 - David Stockton vs. South Dakota (11-18-12)
- 6 - Jeremy Pargo vs. Loyola Marymount (2-11-08)
- 6 - Derek Raivio vs. Loyola Marymount (1-6-07)

#### Blocks (Under Mark Few)

- 7 - Chet Holmgren vs. Dixie State (11-9-21)
- 7 - Chet Holmgren vs. Georgia State (3-17-22)
- 7 - Przemek Karnowski vs. Saint Mary's (1-2-14)
- 6 - Chet Holmgren vs. San Francisco (3-7-22)
- 6 - Chet Holmgren at San Francisco (2-24-22)
- 6 - Chet Holmgren vs. BYU (1-13-22)
- 6 - Brandon Clarke vs. Texas Southern (11-10-18)
- 6 - Brandon Clarke vs. Duke (11-21-18)
- 6 - Zach Collins vs. South Carolina (4-1-17)
- 6 - Austin Daye vs. Idaho (11-13-07)
- 6 - Josh Heytvelt at Pepperdine (2-3-07)
- 6 - Robert Sacre at Pepperdine (2-20-10)
- 6 - Abdulla Kuso at San Diego (2-18-08)
- 6 - Abdulla Kuso vs. Duke (12-21-06)

### Team Game

#### Points Scored - Gonzaga

- 136 vs. Loyola Marymount, 2-18-89 (L 147-136)

#### Points Scored - Opponent

- 147 - Loyola Marymount, 2-18-89 (147-146)

#### Biggest Margin of Victory

- 78 - Eastern Oregon, 12-28-22 (120-42)
- 66 - Eastern Oregon, 11-15-23 (123-57)**
- 61 - Denver, 12-21-18 (101-40)

#### Biggest Margin of Defeat

- 69 vs. Montana, 2-5-45 (103-34)

#### Rebounds

- 74 vs. Idaho, 1-22-66

#### Field Goals Made

- 52 vs. Eastern Oregon, 11-15-23**

#### Field Goals Attempted

- 84 vs. Loyola Marymount, 1-19-90

#### Field Goal Percentage - Game

- 71.8 vs. Saint Mary's, 1-13-96 (28-39)
- 70.8 vs. Washington State, 12-28-03 (34-48)
- 70.4 vs. Warner Pacific, 12-21-88 (38-54)

#### Field Goal Percentage - Half

- 84.5 vs. Denver, 12-21-18 (101-40)
- 80.0 vs. San Francisco, 1-16-88 (16-20)
- 80.0 vs. Santa Clara, 1-23-82 (12-15)

#### Free Throws Made

- 41 vs. Davidson, 12-12-09
- 41 vs. Fairfield, 12-11-90
- 37 vs. San Francisco, 1-15-94
- 36 vs. Santa Clara, 2-12-81
- 36 vs. Eastern Washington, 11-11-11
- 36 vs. BYU, 2-23-12

#### Free Throws Attempted

- 54 vs. Davidson, 12-12-09
- 53 vs. Loyola Marymount, 2-24-84
- 51 vs. Fairfield, 12-11-90
- 51 vs. Eastern Washington, 11-11-11

#### Free Throw Percentage - Game (Min. 10 attempts)

- 1.000 vs. BYU, 1-25-14 (12-12)
- 1.000 vs. Michigan State, 11-22-05 (26-26)\* (12-12 in OT)
- 1.000 vs. Eastern Washington, 12-11-93 (20-20)
- 1.000 vs. Pepperdine, 1-13-11 (12-12)

## WHERE ARE THEY NOW

#### Bryan Alberts (2014-17)

Höttur in Iceland Premier League

#### Martynas Arlauskas (2019-22)

Pieno Zvaigzdes in Lithuanian LKL

#### Joel Ayayi (2017-21)

Nanterre 92 in French LNB Pro A

#### Rasir Bolton (2021-23)

Telenet Giants Antwerp in BNXT Belgian League

#### Ira Brown (2007-09)

Chiba Jets Funabashi in Japanese Super League

#### Brandon Clarke (2017-19)

Memphis Grizzlies in the NBA

#### Zach Collins (2016-17)

San Antonio Spurs in the NBA

#### Aaron Cook (2020-21)

BC Nevėžis in Lithuanian LKL

#### Geno Crandall (2018-19)

Hapoel Be'er Sheva B.C. in Israeli Premier League

#### Austin Daye (2007-10)

Victoria Libertas in Italian Serie A

#### Micah Downs (2006-09)

Portimonense in Portuguese Liga Betclic

#### Admon Gilder (2019-20)

G-League Ignite in NBA G League

#### Rui Hachimura (2016-19)

Los Angeles Lakers in the NBA

#### Elias Harris (2009-13)

Bayern Munich in German BBL

#### Chet Holmgren (2021-22)

Oklahoma City Thunder in the NBA

#### Jeremy Jones (2015-19)

FE Nagoya in Japanese B2 League

#### Corey Kispert (2017-21)

Washington Wizards in the NBA

#### Guy Landry Edi (2010-13)

Calgary Surge in CEBL

#### Jordan Mathews (2016-17)

PGE Spojnia Stargard in Polish EBL

#### Eric McClellan (2014-16)

Enosis Neon Paralimni in Cyprus Division A

#### Silas Melson (2014-18)

MHP Riesen Ludwigsburg in German Bundesliga

#### Andrew Nembhard (2020-22)

Indiana Pacers in the NBA

#### Kelly Olynyk (2010-14)

Utah Jazz in the NBA

#### Kevin Pangos (2011-15)

Olimpia Milano in Italian Lega Basket Serie A

#### Jeremy Pargo (2005-09)

G-League Ignite in NBA G League

#### Josh Perkins (2014-19)

BC Uralmash Yekaterinburg in VTB United League in Russia

#### Domantas Sabonis (2014-16)

Sacramento Kings in the NBA

#### Malachi Smith (2021-23)

Rip City Remix in NBA G League

#### David Stockton (2010-14)

G-League Ignite in NBA G League

#### Julian Strawther (2020-23)

Denver Nuggets in the NBA

#### Jalen Suggs (2020-21)

Orlando Magic in the NBA

#### Drew Timme (2019-23)

Wisconsin Herd in NBA G League

#### Byron Wesley (2014-15)

Olympique Antibes in French Second Division

#### Johnathan Williams III (2015-18)

Phoenix Super LPG in Philippine Basketball Association

#### Nigel Williams-Goss (2015-17)

Olympiacos B.C. in Greek Basketball League

#### Kyle Wiltjer (2014-16)

Reyer Venezia in Italian Lega Basket Serie A

#### Ryan Woolridge (2018-19)

Naturtex-SZTE Szedeák in Hungarian A Division



# LAST FOUR BOXES



Official Basketball Box Score - Final  
**Gonzaga at Saint Mary's (CA)**  
03/02/24 UCU Pavilion, Moraga, CA  
2023-24 Men's Basketball

Game Time: 7:00 PM  
Game Duration: 1:52  
Attendance: 3,590

Officials: Michael Reed, Randy Richardson, Michael Sophers

Gonzaga - 70

Record: 24-6 (14-2)

NO. Name	Min	FG	3P	FT	Rebounds	Fouls	TP	AS	TO	ST	Blocks	+/-
13 Graham Ike	F 34:43	11-20	0-0	2-2	4 6 10	4 2	24	0	3	0	2 0	8
22 Anton Watson	F 38:52	1-6	0-0	0-0	1 1 2	1 2	2	1	0	3	1 0	12
33 Ben Gregg	F 26:00	4-5	1-2	3-4	1 4 5	3 2	12	1	0	2	1 0	5
0 Ryan Nembhard	G 40:00	9-15	2-4	0-0	0 3 3	1 2	20	10	1	2	0 1	13
11 Nolan Hickman	G 40:00	2-7	0-0	0 0	1 1 2	1 4	4	7	0	0	0 0	13
4 Dusty Stromer	15:08	1-3	1-2	0-0	0 1 1	1 0	3	0	0	1	0 0	9
34 Braden Huff	05:17	2-2	1-1	0-0	0 1 1	0 0	5	0	0	1	1 0	5
Team					1 3 4		0		1			
Totals		30-58	5-9	5-6	7 20 27	12 9	70	19	5	9	5 1	13

Technical Fouls: NONE

Saint Mary's (CA) - 57

Record: 24-7 (15-1)

NO. Name	Min	FG	3P	FT	Rebounds	Fouls	TP	AS	TO	ST	Blocks	+/-
25 Mason Forbes	F 26:22	2-7	0-0	0-1	3 2 5	1 1	4	0	2	0	1 1	-1
11 Mitchell Saxon	C 37:46	5-10	0-0	3-4	3 2 5	3 4	13	2	4	1	0 1	-14
3 Augustus Marcilounis	G 38:12	4-6	1-1	1-2	1 1 5	2 4	10	5	3	2	0 0	-12
20 Aidan Mahoney	G 36:29	6-19	3-7	1-1	1 3 4	3 2	16	1	1	1	0 2	-10
44 Alex Ducas	G 38:19	3-9	3-6	0-0	1 6 7	0 0	9	4	1	0	0 0	-14
33 Luke Barrett	17:33	2-6	1-3	0-1	0 3 0	0 0	1	5	2	0	0 0	-14
15 Chris Howell	03:21	0-1	0-1	0-0	1 0 1	0 0	0	0	0	0	0 0	-3
2 Jordan Ross	01:48	0-1	0-0	0-0	0 0 0	0 0	0	0	0	0	0 1	-1
Team					4 3 7		0		2			
Totals		22-59	8-18	5-9	17 21 38	9 12	57	14	13	4	1 5	-13

Technical Fouls: NONE

Biggest lead	ZAGS	SMC	Points from Turnovers	1st	2nd	TOT
19 (1 <sup>st</sup> 2:00)	3 (1 <sup>st</sup> 18:51)		42	26	70	57
Best Scoring Run	14 (1 <sup>st</sup> 9:29)	10 (2 <sup>nd</sup> 7:17)	5	10	15	25
Lead Changes	5		2	10	15	25
Times Tied	2		15	28	43	63
Time with Lead	35:16	03:08	8	5	13	13



Official Basketball Box Score - Final  
**Santa Clara at Gonzaga**  
03/04/24 UCU Pavilion, Moraga, CA  
2023-24 Men's Basketball

Game Time: 7:00 PM  
Game Duration: 2:01  
Attendance: 6,000

Officials: Gregory Nixon, Ryan Holmes, Justin Shannon

Santa Clara - 81

Record: 19-11 (9-5)

NO. Name	Min	FG	3P	FT	Rebounds	Fouls	TP	AS	TO	ST	Blocks	+/-
14 Johnny O'Neil	F 31:17	6-11	4-5	0-0	0 4 4	3 1	16	1	3	2	0 0	-10
13 Christopher Tilly	C 20:19	6-8	1-1	5-6	5 3 8	5 5	18	0	1	0	1 4	-4
0 Brennon Knappner	G 24:11	2-7	1-1	0-0	0 2 2	4 1	5	4	0	0	0 0	0
4 Adama Bal	G 23:06	2-7	1-4	3-4	0 3 3	5 2	8	2	4	0	0 1	4
44 Jake Emmeringer	G 22:23	1-3	1-3	0-0	0 1 1	0 0	3	1	0	0	0 0	-10
1 Tyreece Bryan	17:48	1-5	0-1	0-0	3 1 3	1 2	2	0	0	0	0 0	-18
10 Francisco Caffaro	20:21	5-5	0-0	0-0	4 1 5	3 0	10	2	1	1	0 0	-18
22 Carlos Marshall Jr.	13:01	3-9	2-5	0-0	0 1 0	1 0	1	8	3	0	0 0	-1
15 Jason Benjamin	11:32	2-7	0-4	0-0	1 0 1	0 0	4	1	0	0	0 0	-7
21 Cameron Tongue	18:02	3-6	1-2	0-1	0 3 3	0 2	7	1	1	0	0 0	-1
Team					2 2 4		0		1			
Totals		31-68	11-27	8-11	14 21 36	21 14	81	13	12	5	3 2	-13

Technical Fouls: NONE

Gonzaga - 94

Record: 22-6 (12-2)

NO. Name	Min	FG	3P	FT	Rebounds	Fouls	TP	AS	TO	ST	Blocks	+/-
13 Graham Ike	F 32:18	9-13	0-0	0-0	2 5 7	1 1	26	0	2	1	0 0	11
22 Anton Watson	F 30:38	5-9	0-0	3-4	3 2 5	3 3	13	1	2	1	1 1	11
33 Ben Gregg	F 30:51	2-5	1-4	1-2	1 5 6	3 2	6	5	1	3	0 0	21
0 Ryan Nembhard	G 34:29	7-13	0-2	3-7	1 5 6	4 6	17	6	2	1	0 2	5
11 Nolan Hickman	G 37:41	6-12	5-7	3-4	0 1 1	1 3	20	5	0	0	0 0	10
4 Dusty Stromer	27:01	4-5	2-2	0-0	1 3 4	1 0	10	0	1	1	0 0	14
34 Braden Huff	07:02	1-3	0-1	0-0	0 0 0	1 0	2	0	0	0	1 0	3
Team					1 4 6		0		0			
Totals		34-60	8-16	16-26	9 25 34	14 21	94	17	8	7	2 3	13

Technical Fouls: NONE

Biggest lead	SCU	GON	Points from Turnovers	1st	2nd	TOT
5 (1 <sup>st</sup> 17:37)	19 (2 <sup>nd</sup> 7:08)		36	44	80	81
Best Scoring Run	6 (2 <sup>nd</sup> 1:38)	7 (1 <sup>st</sup> 15:08)	13	14	27	41
Lead Changes	9		9	19	28	47
Times Tied	7		31	42	73	114
Time with Lead	08:36	28:08	12	12	24	24



Official Basketball Box Score - Final  
**Gonzaga at San Francisco**  
02/29/24 Chase Center, San Francisco  
2023-24 Men's Basketball

Game Time: 8:00 PM  
Game Duration: 1:55  
Attendance: 6,480

Officials: Michael Greenstein, Ray Natli, Bert Smith

Gonzaga - 86

Record: 23-6 (13-2)

NO. Name	Min	FG	3P	FT	Rebounds	Fouls	TP	AS	TO	ST	Blocks	+/-
13 Graham Ike	F 27:49	9-12	0-0	8-8	2 5 7	5 6	26	1	2	1	2 0	26
22 Anton Watson	F 35:54	4-8	0-1	2-4	0 5 5	2 6	10	3	1	2	0 0	32
33 Ben Gregg	F 26:02	2-4	0-2	1-1	1 4 5	2 1	5	1	1	1	0 0	16
0 Ryan Nembhard	G 37:01	5-7	1-1	4-5	1 8 9	3 4	15	6	6	1	0 1	30
11 Nolan Hickman	G 37:52	7-13	2-6	6-6	1 2 3	0 4	22	1	2	2	1 1	28
4 Dusty Stromer	22:48	1-1	0-0	2-2	0 6 6	1 1	4	0	3	0	0 0	8
34 Braden Huff	05:41	2-3	0-0	0-0	0 0 0	3 0	4	0	0	0	1 0	-12
3 Luka Krajnovic	04:14	0-0	0-0	0-0	0 0 0	0 0	0	1	1	0	0 0	-14
15 Joe Few	00:53	0-0	0-0	0-0	0 0 0	0 0	0	0	1	0	0 0	-8
21 Jun Seok Yeo	00:53	0-0	0-0	0-0	0 0 0	0 0	0	0	0	0	0 0	-8
25 Colby Brooks	00:53	0-0	0-0	0-2	0 0 0	0 1	0	0	0	0	0 0	-8
Team					0 0 0		0		0			
Totals		30-48	3-10	23-28	5 30 35	16 23	86	13	17	7	4 2	18

Technical Fouls: NONE

San Francisco - 68

Record: 22-8 (11-4)

NO. Name	Min	FG	3P	FT	Rebounds	Fouls	TP	AS	TO	ST	Blocks	+/-
10 Jonathan Mogbo	F 35:41	5-9	0-0	4-9	8 3 11	4 8	14	3	4	0	0 0	-25
21 Ndewedu Newbury	F 25:07	1-8	0-5	0-0	1 2 3	2 1	2	0	1	0	0 0	-15
1 Malik Thomas	G 28:52	8-16	4-6	3-5	0 0 0	2 5	23	1	1	1	0 0	-12
5 Mike Sharavjants	G 17:51	1-6	0-2	0-0	0 2 2	2 2	2	0	1	1	1 0	-3
55 Marcus Williams	G 33:40	5-12	1-5	0-0	0 2 2	2 2	11	6	4	4	1 1	-27
33 Volodymyr Markovetsky	03:58	0-0	0-0	0-0	1 0 1	3 0	0	0	0	0	0 0	-6
0 Ryan Beasley	30:36	6-11	2-4	0-0	1 5 6	2 0	14	2	0	2	0 0	-17
13 Robby Beasley	09:53	0-0	0-0	0-0	0 0 0	3 0	0	0	0	1	0 0	8
35 Junjie Wang	06:06	1-4	0-2	0-0	0 1 1	1 0	2	0	0	0	0 0	4
11 Josh Kunen	05:33	0-0	0-0	0-0	0 0 0	0 0	0	0	0	0	0 0	-1
3 Isalah Hawthorne	01:50	0-1	0-1	0-0	0 0 0	0 0	0	0	1	0	0 0	-4
12 Justin Bleker	00:53	0-0	0-0	0-0	0 0 0	0 0	0	1	0	1	0 0	8
Team					0 0 0		0		0			
Totals		27-67	7-25	7-14	11 15 26	23 16	68	13	12	10	2 4	-18

Technical Fouls: NONE

Biggest lead	GON	USF	Points from Turnovers	1st	2nd	TOT
29 (2 <sup>nd</sup> 2:10)	5 (1 <sup>st</sup> 16:54)		52	35	51	86
Best Scoring Run	17 (2 <sup>nd</sup> 16:21)	11 (2 <sup>nd</sup> 0:23)	8	10	18	28
Lead Changes	1		8	16	24	40
Times Tied	4		34	34	68	102
Time with Lead	20:05	17:05	8	16	24	40



Official Basketball Box Score - Final  
**Gonzaga at Portland**  
02/29/24 Chase Center, Portland, Ore.  
2023-24 Men's Basketball

Game Time: 6:00 PM  
Game Duration: 1:52  
Attendance: 3,803

Officials: Michael Reed, Glen Mayberry, Chance Moore

Gonzaga - 86

Record: 21-6 (11-2)

Honzaga - 66													Rebounds 2-16-17												
NO. Name	Min	FG			3P			FT			Reb			Fouls			TP	AS	TO	ST	Blocks		+/-		
		M	A	P	M	A	P	M	A	P	M	A	P	M	A	P					B	S		A	
13 Graham Ike	F 28:14	9-14	0-0	2-2	6	8	14	2	4	20	3	2	0	1	0	1	14								
22 Anton Watson	F 26:05	6-13	0-0	1-3	2	4	6	3	2	13	2	2	0	1	1	1	24								
33 Ben Gregg	F 26:42	5-9	3-6	0-0	0	4	4	0	4	13	4	1	1	1	0	22									
0 Ryan Nembhard	G 38:10	3-8	0-2	2-2	2	5	7	1	3	8	7	0	0	0	0	22									
11 Nolan Hickman	G 38:47	7-12	4-8	1-1	0	6	6	1	1	19	3	0	0	0	0	25									
34 Braden Huff	10:33	2-5	0-1	0-0	1	2	3	3	0	4	1	1	0	3	1	11									
4 Dusty Stromer	20:24	3-6	1-4	0-0	2	2	4	2	0	7	1	0	0	0	0	5									
3 Luka Krajnovic	06:13	0-1	0-1	2-2	0	2	2	1	1	2	0	0	0	1	0	-2									
14 Pavle Stolic	01:13	0-0	0-0	0-0	0	0	0	1	0	0	0	0	0	0	0	-4									
15 Joe Few	01:13	0-0	0-0	0-0	0	0	0	0	0	0	0	0	0	0	0	-4									
21 Jun Seok Yeo	01:13	0-1	0-1	0-0	0	0	0	0	0	0	0	0	0	0	0	-4									
25 Colby Brooks	01:13	0-0	0-0	0-0	0	1	1	0	0	0	0	0	0	0	0	-4									
Team					1	2	3			0		0													
Totals		35-69	8-23	8-10	14	36	50	18	11	86	21	6	1	7	2	21									
													<div>Shooting By Period</div> <div>1st FG% 18-34 52.9%</div> <div>3PT% 4-12 33.3%</div> <div>FT% 3-5 60%</div> <div>2nd FG% 17-35 48.6%</div> <div>3PT% 4-11 36.4%</div> <div>FT% 5-5 100%</div> <div>GM FG% 35-69 50.7%</div> <div>3PT% 8-23 34.8%</div> <div>FT% 8-10 80.0%</div> <div>Dead Ball Rebounds: 2-9</div>												



Game Records

Record	Overall	Home	Away	Neutral
ALL GAMES	14-2	7-1	7-1	0-0
CONFERENCE	14-2	7-1	7-1	0-0
NON-CONFERENCE	0-0	0-0	0-0	0-0

Score by Periods

Team	1st	2nd	OT	TOT
Gonzaga	689	703	0	1392
Opponents	538	549	0	1087

Team Box Score

No.	Player	Total					3-Point		F-Throw		Rebounds											
		GP-GS	MIN	AVG	FG-FGA	FG%	3FG-3FGA	3FG%	FT-FTA	FT%	OFF	DEF	TOT	AVG	PF	DQ	A	TO	BLK	STL	PTS	AVG
13	IKE, Graham	16-16	410:12	25.6	119-186	.640	1-3	.333	56-67	.836	27	83	110	6.9	45	2	15	27	16	8	295	18.4
11	HICKMAN, Nolan	16-16	576:28	36.0	84-175	.480	46-101	.455	29-35	.829	2	32	34	2.1	22	0	49	17	5	19	243	15.2
22	WATSON, Anton	16-16	496:02	31.0	91-143	.636	7-18	.389	34-53	.642	41	67	108	6.8	37	0	38	23	12	27	223	13.9
0	NEMBHARD, Ryan	16-16	573:53	35.9	84-162	.519	23-50	.460	29-47	.617	6	58	64	4.0	29	1	109	27	0	23	220	13.8
33	GREGG, Ben	16-13	428:47	26.8	54-101	.535	18-54	.333	27-36	.750	16	87	103	6.4	33	0	29	13	11	21	153	9.6
34	HUFF, Braden	16-0	200:18	12.5	64-105	.610	10-30	.333	8-14	.571	15	38	53	3.3	32	1	11	3	14	2	146	9.1
4	STROMER, Dusty	16-3	347:27	21.7	21-56	.375	14-39	.359	11-14	.786	11	37	48	3.0	29	0	14	15	7	9	67	4.2
3	KRAJNOVIC, Luka	7-0	46:44	6.7	5-10	.500	1-3	.333	8-8	1.000	1	6	7	1.0	6	0	3	5	1	2	19	2.7
21	YEO, Jun Seok	10-0	59:38	6.0	5-14	.357	0-6	.000	3-4	.750	2	7	9	0.9	6	0	1	4	1	2	13	1.3
25	BROOKS, Colby	8-0	17:27	2.2	2-6	.333	0-1	.000	3-5	.600	3	3	6	0.8	2	0	0	1	0	0	7	0.9
14	STOSIC, Pavle	7-0	19:43	2.8	1-7	.143	0-4	.000	2-2	1.000	2	3	5	0.7	4	0	1	2	1	1	4	0.6
15	FEW, Joe	8-0	23:21	2.9	1-3	.333	0-1	.000	0-4	.000	0	2	2	0.3	1	0	2	1	0	0	2	0.3
Team											14	24	38					1				
Total		16	3200		531-968	.549	120-310	.387	210-289	.727	140	447	587	36.7	246	4	272	139	68	114	1392	87.0
Opponents		16	3200		400-983	.407	129-365	.353	158-226	.699	164	327	491	30.7	263	5	192	187	29	80	1087	67.9

Team Statistics

	GONZ	OPP
Scoring	1392	1087
Points per game	87.0	67.9
Scoring margin	+19.1	-
Field goals-att	531-968	400-983
Field goal pct	.549	.407
3 point fg-att	120-310	129-365
3-point FG pct	.387	.353
3-pt FG made per game	7.5	8.1
Free throws-att	210-289	158-226
Free throw pct	.727	.699
F-Throws made per game	13.1	9.9
Rebounds	587	491
Rebounds per game	36.7	30.7
Rebounding margin	+6.0	-
Assists	272	192
Assists per game	17.0	12.0
Turnovers	139	187
Turnovers per game	8.7	11.7
Turnover margin	+3.0	-
Assist/turnover ratio	2.0	1.0
Steals	114	80
Steals per game	7.1	5.0
Blocks	68	29
Blocks per game	4.3	1.8
Winning streak	7	-
Home win streak	3	-
Attendance	54015	30109
Home games-Avg/Game	8-6752	8-3764
Neutral site-Avg/Game	-	0-0

Team Results

Date	Opponent		Score	Att.
01/04/2024	Pepperdine	W	86-60	12015
01/06/2024	San Diego	W	101-74	6000
01/11/2024	at Santa Clara	L	76-77	4200
01/18/2024	at Pepperdine	W	86-61	3128
01/20/2024	at San Diego	W	105-63	3007
01/25/2024	San Francisco	W	77-72	6000
01/27/2024	at Pacific	W	82-73	3164
01/30/2024	LMU (CA)	W	92-58	6000
02/03/2024	Saint Mary's (CA)	L	62-64	6000
02/07/2024	Portland	W	96-64	6000
02/15/2024	at LMU (CA)	W	91-74	2827
02/17/2024	Pacific	W	102-76	6000
02/22/2024	at Portland	W	86-65	3803
02/24/2024	Santa Clara	W	94-81	6000
02/29/2024	at San Francisco	W	86-68	6480
03/02/2024	at Saint Mary's (CA)	W	70-57	3500



2023-24 Gonzaga Men's Basketball  
Combined Team Statistics  
All games

Page 1/1  
as of Mar 03, 2024

Game Records

Record	Overall	Home	Away	Neutral
ALL GAMES	24-6	13-2	8-2	3-2
CONFERENCE	14-2	7-1	7-1	0-0
NON-CONFERENCE	10-4	6-1	1-1	3-2

Score by Periods

Team	1st	2nd	OT	TOT
Gonzaga	1298	1269	0	2567
Opponents	999	1062	0	2061

Team Box Score

No.	Player				Total		3-Point		F-Throw		Rebounds													
		GP-GS	MIN	AVG	FG-FGA	FG%	3FG-3FGA	3FG%	FT-FTA	FT%	OFF	DEF	TOT	AVG	PF	DQ	A	TO	BLK	STL	PTS	AVG		
13	IKE, Graham	30-30	718:28	23.9	202-326	.620	5-14	.357	98-123	.797	73	147	220	7.3	82	3	29	49	23	20	507	16.9		
22	WATSON, Anton	30-30	921:28	30.7	171-290	.590	18-41	.439	65-101	.644	70	143	213	7.1	66	0	76	42	21	49	425	14.2		
11	HICKMAN, Nolan	30-30	1058:39	35.3	151-329	.459	68-166	.410	49-56	.875	5	63	68	2.3	44	0	81	43	12	32	419	14.0		
0	NEMBHARD, Ryan	30-30	1063:24	35.4	145-320	.453	29-93	.312	66-90	.733	14	108	122	4.1	51	1	192	67	1	35	385	12.8		
34	HUFF, Braden	30-0	408:16	13.6	125-204	.613	20-59	.339	25-49	.510	42	69	111	3.7	55	1	16	12	22	8	295	9.8		
33	GREGG, Ben	30-14	673:41	22.5	87-166	.524	31-89	.348	54-71	.761	41	126	167	5.6	61	0	36	22	20	37	259	8.6		
4	STROMER, Dusty	30-15	731:09	24.4	47-132	.356	30-89	.337	28-33	.848	29	80	109	3.6	58	0	34	29	14	19	152	5.1		
3	KRAJNOVIC, Luka	14-0	119:22	8.5	12-26	.462	2-7	.286	13-16	.813	4	15	19	1.4	14	0	9	13	1	6	39	2.8		
21	YEO, Jun Seok	23-1	167:00	7.3	18-43	.419	3-21	.143	14-21	.667	9	21	30	1.3	23	0	6	8	5	2	53	2.3		
14	STOSIC, Pavle	12-0	44:24	3.7	6-16	.375	0-6	.000	2-4	.500	4	6	10	0.8	10	0	2	5	3	1	14	1.2		
25	BROOKS, Colby	12-0	39:01	3.3	5-13	.385	0-1	.000	4-9	.444	5	11	16	1.3	4	0	1	2	0	0	14	1.2		
15	FEW, Joe	13-0	55:07	4.2	1-5	.200	0-2	.000	3-10	.300	0	5	5	0.4	5	0	8	3	1	3	5	0.4		
Team											38	59	97					8						
Total		30	6000		970-1870	.519	206-588	.350	421-583	.722	334	853	1187	39.6	473	5	490	303	123	212	2567	85.6		
Opponents		30	6000		747-1860	.402	227-685	.331	340-470	.723	310	630	940	31.3	512	8	344	348	80	169	2061	68.7		

Team Statistics

	GONZ	OPP
Scoring	2567	2061
Points per game	85.6	68.7
Scoring margin	+16.9	-
Field goals-att	970-1870	747-1860
Field goal pct	.519	.402
3 point fg-att	206-588	227-685
3-point FG pct	.350	.331
3-pt FG made per game	6.9	7.6
Free throws-att	421-583	340-470
Free throw pct	.722	.723
F-Throws made per game	14.0	11.3
Rebounds	1187	940
Rebounds per game	39.6	31.3
Rebounding margin	+8.2	-
Assists	490	344
Assists per game	16.3	11.5
Turnovers	303	348
Turnovers per game	10.1	11.6
Turnover margin	+1.5	-
Assist/turnover ratio	1.6	1.0
Steals	212	169
Steals per game	7.1	5.6
Blocks	123	80
Blocks per game	4.1	2.7
Winning streak	8	-
Home win streak	3	-
Attendance	96015	59589
Home games-Avg/Game	15-6401	10-5959
Neutral site-Avg/Game	-	5-7344

Team Results

Date	Opponent		Score	Att.
11/10/2023	Yale	W	86-71	6000
11/14/2023	Eastern Ore.	W	123-57	6000
11/20/2023	vs Purdue	L	63-73	4838
11/21/2023	vs Syracuse	W	76-57	3602
11/22/2023	vs UCLA	W	69-65	3757
11/28/2023	CSU Bakersfield	W	81-65	6000
12/02/2023	vs Southern California	W	89-76	8116
12/05/2023	Ark.-Pine Bluff	W	111-71	6000
12/09/2023	at Washington	L	73-78	9294
12/11/2023	Mississippi Val.	W	78-40	6000
12/15/2023	vs UConn	L	63-76	16405
12/20/2023	Jackson St.	W	100-76	6000
12/29/2023	San Diego St.	L	74-84	6000
01/04/2024	Pepperdine	W	86-60	12015
01/06/2024	San Diego	W	101-74	6000
01/11/2024	at Santa Clara	L	76-77	4200
01/18/2024	at Pepperdine	W	86-61	3128
01/20/2024	at San Diego	W	105-63	3007
01/25/2024	San Francisco	W	77-72	6000
01/27/2024	at Pacific	W	82-73	3164
01/30/2024	LMU (CA)	W	92-58	6000
02/03/2024	Saint Mary's (CA)	L	62-64	6000
02/07/2024	Portland	W	96-64	6000
02/10/2024	at Kentucky	W	89-85	20186
02/15/2024	at LMU (CA)	W	91-74	2827
02/17/2024	Pacific	W	102-76	6000
02/22/2024	at Portland	W	86-65	3803
02/24/2024	Santa Clara	W	94-81	6000
02/29/2024	at San Francisco	W	86-68	6480
03/02/2024	at Saint Mary's (CA)	W	70-57	3500



# 2023-24 GONZAGA BASKETBALL | TV/RADIO ROSTER



0

**Ryan Nemhard**

G | 6-0 | 175 | Jr.  
Aurora, Ont.



2

**Steele Venters**

G | 6-7 | 195 | Jr.  
Ellensburg, Wash.



3

**Luka Krajnović**

G | 6-5 | 185 | Fr.  
Zagreb, Croatia



4

**Dusty Stromer**

G | 6-6 | 192 | Fr.  
Sherman Oaks, Calif.



10

**Joaquim ArauzMoore**

G | 6-1 | 170 | Fr.  
Ross, Calif.



11

**Nolan Hickman**

G | 6-2 | 183 | Jr.  
Seattle, Wash.



13

**Graham Ike**

F | 6-9 | 240 | R.Jr.  
Aurora, Colo.



14

**Pavle Stosic**

F | 6-9 | 196 | Fr.  
Niš, Serbia



15

**Joe Few**

G | 6-0 | 170 | RSo.  
Spokane, Wash.



21

**Jun Seok Yeo**

F | 6-8 | 215 | So.  
Seoul, Korea



22

**Anton Watson**


F | 6-8 | 228 | Gr.  
Spokane, Wash.



25

**Colby Brooks**

F | 6-7 | 215 | R.Jr.  
Los Angeles, Calif.



33

**Ben Gregg**

F | 6-10 | 230 | Jr.  
Clackamas, Ore.



34

**Braden Huff**

F | 6-10 | 242 | RFr.  
Glen Ellyn, Ill.



HC

**Mark Few**

Head Coach  
25th Season



AC

**Brian Michaelson**  
Assistant Coach  
11th Season



AC

**R-Jay Barsh**  
Assistant Coach  
First Season



AC

**Stephen Gentry**  
Assistant Coach  
Third Season



AC

**Zach Norvell Jr.**  
Assistant Coach  
First Season



AC

**Jorge Sanz**  
Assistant Coach - Dir. of Ops  
Fifth Season

