



2 FINAL FOURS | 13 SWEET 16 APPEARANCES | 25 NCAA TOURNAMENT APPEARANCES | 26 WCC REGULAR SEASON TITLES | 21 WCC TOURNAMENT TITLES

## GAME 29

#3/22 Gonzaga Bulldogs (22-6, 12-2) at San Francisco Dons (22-7, 11-3)

February 29 | 8 p.m. | San Francisco | Chase Center

**TELEVISION:** ESPN2 (Dave Flemming and Sean Farnham)

**RADIO:** Gonzaga Sports Properties (Tom Hudson and Adam Morrison)

**SERIES INFO:** The 95th all-time meeting between Gonzaga and San Francisco. The Zags have a 72-22 advantage in the series, and have won 28 straight over the Dons dating back to 2012.

**FIRST MEETING:** San Francisco edged Gonzaga, 64-62, at USF on Jan. 28, 1961.

**LAST MEETING:** The Zags beat San Francisco 77-72 in Spokane on Jan. 25.

GONZAGA	PPG	RPG	APG	22-6	Overall Record	22-7
Graham Ike	16.3	7.3	1.0	86.1	Points Per Game	79.0
Anton Watson	14.8	7.4	2.6	69.1	Opponent's PPG	65.3
Nolan Hickman	14.0	2.3	2.6	51.6%	FG Percentage	49.7%
Ryan Nembhard	12.5	3.9	6.3	40.3%	Opponent's FG%	42.3%
Braden Huff	10.2	3.0	0.6	34.8%	3PT Percentage	35.6%

### LAST 5 GAMES

W, 94-81, Santa Clara (Feb. 24)

W, 86-65, Portland (Feb. 22)

W, 102-76, Pacific (Feb. 17)

W, 91-74, LMU (Feb. 15)

W, 89-85, Kentucky (Feb. 10)

### HEAD COACH

Mark Few (710-141) 25th year

22-7	Overall Record	22-7
79.0	Points Per Game	79.0
65.3	Opponent's PPG	65.3
49.7%	FG Percentage	49.7%
42.3%	Opponent's FG%	42.3%
35.6%	3PT Percentage	35.6%
32.9%	Opponent's 3PT%	32.9%
76.4%	FT Percentage	76.4%
34.2	Rebounds Per Game	34.2
29.1	Opponent Rebs PG	29.1
16.1	Assists Per Game	16.1
11.7	Turnovers Per Game	11.7
8.6	Steals Per Game	8.6
3.5	Blocks Per Game	3.5
56	NET Ranking	56

SAN FRANCISCO	PPG	RPG	APG	22-7
Jonathan Mogbo	14.9	10.1	3.5	
Marcus Williams	14.1	3.4	3.7	
Malik Thomas	11.3	2.6	0.5	
Ndewedo Newbury	9.7	3.6	1.7	
Mike Sharavjamts	8.3	2.9	2.8	

### LAST 5 GAMES

W, 92-68, Pepperdine (Feb. 24)

L, 66-70, Saint Mary's (Feb. 20)

W, 82-59, LMU (Feb. 17)

W, 71-70, Santa Clara (Feb. 10)

W, 80-74, Pepperdine (Feb. 8)


### HEAD COACH

Chris Gerlufsen (50-26) 3rd year

### THE TIPOFF

- Gonzaga travels to San Francisco Thursday at 8 p.m. for a matchup with the Dons inside the Chase Center. It's the 95th meeting between the Zags and Dons. GU leads the series 72-22 and has won 28 straight over USF.
- Gonzaga is 26-18 all-time at San Francisco. The Bulldogs have won the last 11 matchups at USF.
- The Bulldogs are coming off their sixth straight victory a 94-81 win over Santa Clara in Spokane Saturday. Graham Ike had a season-high 26 points and led five double-digit scorers for GU. Nolan Hickman scored 20 points and dished out five assists. Ryan Nembhard finished with 17 points, while adding six rebounds and six assists.
- After receiving votes for six weeks, Gonzaga returned to both polls at No. 23 (AP) and No. 22 (Coaches).
- The Zags are 17-0 this season when scoring 80 points and 16-0 when shooting 50 percent from the field. GU is 19-0 this season when shooting 30 percent from behind-the-perimeter and 18-1 when making six or more threes.
- Gonzaga leads the West Coast Conference in field goal percentage (51.6, 2nd in NCAA Div. 1), scoring margin (17.0, 4th in NCAA Div. 1), scoring (86.1, 5th NCAA Div. 1), rebounds (40.18) and assists per game (16.4).
- GU clinched its 27th straight 20-win season, which is the second longest active run in the nation. (Kansas 33)
- Head Coach Mark Few reached the 700 win plateau in his head coaching career at Pepperdine. Few ranks second in NCAA Div. 1 history behind Kentucky's Adolph Rupp (700-136) as the fastest to 700 wins.
- Few currently boasts the best winning percentage among active head coaches at 83.5 percent, which also is the best in NCAA Div. 1 all-time with a minimum of 10 seasons.

### PROBABLE STARTERS (Based on previous game)



0 NEMBARD

33 GREGG

11 HICKMAN

13 IKE

22 WATSON

MIN -- 35.2

MIN -- 22.2

MIN -- 35.0

MIN -- 23.4

MIN -- 30.2

PPG -- 12.5

PPG -- 8.6

PPG -- 14.0

PPG -- 16.3

PPG -- 14.8

FG% -- 44.0

FG% -- 51.6

FG% -- 46.0

FG% -- 61.9

FG% -- 60.1

AST -- 6.29

3FG% -- 35.3

3FG% -- 41.3

FT% -- 77.9

3FG% -- 45.0

AST/TO -- 2.93

RPG -- 5.6

RPG -- 2.3

RPG -- 7.3

RPG -- 7.4

STL -- 1.14

STL -- 1.21

AST -- 2.61

BLK -- 0.68

STL -- 1.57



### 2023-24 SCHEDULE/RESULTS (H: 12-2; A: 6-2; N: 4-2)

Date	Rank	GU	Opp	Rank	Opponent	TV	Time/Result
<b>NOVEMBER</b>							
3	11/12	-/-			# LEWIS-CLARK STATE	KHQ	W, 96-58
10	11/12	-RV			YALE	KHQ/ROOT	W, 86-71
14	11/12	-/-			EASTERN OREGON	KHQ/ROOT PLUS	W, 123-57
20	11/10	2/2			% vs. Purdue	ESPN2	L, 63-73
21	11/10	-/-			% vs. Syracuse	ESPN2	W, 76-57
22	11/10	RV/24			% vs. UCLA	ESPN2	W, 69-65
28	11/10	-/-			CSU BAKERSFIELD	KHQ/ROOT PLUS	W, 81-65
<b>DECEMBER</b>							
2	11/10	RV/RV	@		vs. USC	ESPN	W, 89-76
5	7/8	-/-			ARKANSAS PINE BLUFF	KHQ/ROOT PLUS	W, 111-71
9	7/8	-/-			at Washington	ESPN2	L, 73-78
11	10/13	-/-			MISSISSIPPI VALLEY ST	KHQ/ROOT PLUS	W, 78-40
15	10/13	5/5			& vs. UConn	ESPN2	L, 63-76
20	15/16	-/-			JACKSON STATE	KHQ/ROOT	W, 100-76
29	13/16	RV/RV			SAN DIEGO STATE	ESPN2	L, 74-84
<b>JANUARY</b>							
4	24/25	-/-			*+ PEPPERDINE	KHQ/ROOT PLUS	W, 86-60
6	24/25	-/-			* SAN DIEGO	KHQ/ROOT	W, 101-74
11	23/21	-/-			* at Santa Clara	ESPN	L, 76-77
18	RV/RV	-/-			* at Pepperdine	KHQ/ROOT PLUS	W, 86-61
20	RV/RV	-/-			* at San Diego	KHQ/ROOT	W, 105-63
25	RV/RV	RV/-			* SAN FRANCISCO	ESPN2	W, 77-72
27	RV/RV	-/-			* at Pacific	KAYU/ROOT	W, 82-73
30	RV/RV	-/-			* LOYOLA MARYMOUNT	ESPN	W, 92-58
<b>FEBRUARY</b>							
3	RV/RV	RV/RV			* SAINT MARY'S	ESPN	L, 62-64
7	RV/RV	-/-			* PORTLAND	CBS Sports Net	W, 96-64
10	RV/RV	17/15			at Kentucky	CBS	W, 89-85
15	RV/RV	-/-			* at Loyola Marymount	CBS Sports Net	W, 91-74
17	RV/RV	-/-			* PACIFIC	KHQ/ROOT	W, 102-76
22	RV/RV	-/-			* at Portland	KHQ/ROOT	W, 86-65
24	RV/RV	-/-			* SANTA CLARA	ESPN2	W, 94-81
29	23/22	-/-			*^ at San Francisco	ESPN2	8 p.m.
<b>MARCH</b>							
2	23/22	17/17			* at Saint Mary's	ESPN	7 p.m.
7-12					! WCC Championships	ESPN Networks	

Pacific times and HOME GAMES are in all caps

# Exhibition game

% Maui Invitational (Honolulu - Stan Sheriff Center)

@ Legends of Basketball Las Vegas Invitational (IMG Grand Arena)

& Continental Tire Seattle Tip-Off (Climate Pledge Arena)

\* West Coast Conference game

+ Game Played at Spokane Arena

^ Game Played at Chase Center

! WCC Championships - Las Vegas (Orleans Arena)

### ZAG STAT

**5** Gonzaga is one of five schools that have its women's and men's teams ranked in the Associated Press Top 25 polls. The Zag women are 28-2 and are ranked No. 16. Gonzaga joins Baylor (Women: 21, Men: 15), Connecticut (Women: 10, Men: 3), Creighton (Women: 23, Men: 12) and South Carolina (Women: 1, Men: 18) with both teams ranked.

### ON THIS DATE













**Feb. 29, 2020**

Filip Petrushev scored 27 points and Gonzaga beat Saint Mary's 86-76 to finish the regular season with a sweep of its arch-rival. They were presented with the West Coast Conference regular-season trophy after the game. Corey Kispert added 20 points and Killian Tillie 13. The game was tied at 34 at halftime.

- Gonzaga is 2-2 all-time on Feb. 29



## 2023-24 PLAYER NOTES

	<b>0 Ryan Nembhard</b> <b>G   6-0   175   Jr.</b> Aurora, Ont.   Creighton Sociology <i>pronounced NIM-hard</i>	<b>PPG</b>	<b>RPG</b>	<b>APG</b>	<b>SPG</b>	<b>BPG</b>	<b>FG%</b>	<b>3FG%</b>	<b>FT%</b>	<b>Season Highs:</b>	Points: 22-CSU Bakers. (11/28/23) Rebounds: 7-2x, last Port. (2/22/24) Assists: 12-at San Diego (1/20/24) Made 3s: 4-vs. San Diego (1/6/24)	2022-23 Preseason Second Team All-BIG EAST ... 2022 Maui Invitational All-Tournament Team ... 2022-23 Cousy Point Guard Award Watch List ... 2021-22 Big East Freshman of the Year ... 2021 Paradise Jam All-Tournament Team ... guided Canada to a bronze medal at the FIBA U19 Basketball World Cup in 2021
		23-24 12.5	3.9	6.3	1.1	0.0	44.0	29.5	72.9	<b>Career Highs:</b>	Points: 30-Baylor (3/19/23) Rebounds: 11-2x, last at DePaul (3/4/23) Assists: 12-2x, last at USD (1/20/24) Made 3s: 4-4x, San Diego (1/6/24)	
		WCC 13.2	3.7	6.6	1.4	0.0	50.0	44.4	59.5			
		CAREER 12.0	3.7	5.1	1.0	0.1	42.6	32.7	78.3			
		22-23 12.1	4.0	4.8	0.7	0.1	43.2	35.6	87.1			
	<b>2 Steele Venters</b> <b>G   6-7   195   RJr.</b> Ellensburg, Wash. Eastern Washington Organizational Leadership	<b>PPG</b>	<b>RPG</b>	<b>APG</b>	<b>SPG</b>	<b>BPG</b>	<b>FG%</b>	<b>3FG%</b>	<b>FT%</b>	<b>Season Highs:</b>	Points: Rebounds: Assists: Made 3s:	2022-23 Big Sky MVP ... 2022-23 1st Team All-Big Sky ... 2022-23 Big Sky All-Academic Team ... 2021-22 2nd Team All-Big Sky ... 1,130 career points ... 31 20-point games ... Averaged 23 points, eight rebounds and five assists per game as a senior in high school ... 1st team 2A All-State selection as a junior avg'd 26 points per game
		23-24 0.0	0.0	0.0	0.0	0.0	0.0	0.0	0.0	<b>Career Highs:</b>	Points: 33-ND State (12/3/22) Rebounds: 9-at Idaho State (2/24/22) Assists: 6-Walla Walla (11/15/21) Made 3s: 6- Southern Utah (12/2/21)	
		24WCC 0.0	0.0	0.0	0.0	0.0	0.0	0.0	0.0			
		CAREER 13.5	3.0	1.6	0.7	0.5	45.4	40.3	84.6			
		22-23 15.3	2.8	1.5	0.8	0.4	45.7	37.1	84.5			
	<b>3 Luka Krajnović</b> <b>G   6-5   185   Fr.</b> Zagreb, Croatia Sport Management <i>pronounced cry-nah-vitch</i>	<b>PPG</b>	<b>RPG</b>	<b>APG</b>	<b>SPG</b>	<b>BPG</b>	<b>FG%</b>	<b>3FG%</b>	<b>FT%</b>	<b>Season Highs:</b>	Points: 7-2x, last Ark.-PB (12/5/23) Rebounds: 4-Eastern Ore. (11/14/23) Assists: 3-Arkansas-PB (12/5/23) Made 3s: 1-Eastern Ore. (11/14/23)	Croatia-Premier Liga Most Valuable Player of Year and First Team All-League ... played Bosco in the Croatian Premier League, Krajnovic averaged 17.6 points, while shooting 52.7 percent from the field ... led the league with the most total points... 2022 Under-18 Euro Championship A, Krajnovic averaged 13.1 points in seven games for Croatia
		23-24 3.0	1.5	0.6	0.5	0.1	46.2	28.6	81.3	<b>Career Highs:</b>	Points: 7-2x, last Ark.-PB (12/5/23) Rebounds: 4-Eastern Ore. (11/14/23) Assists: 3-Arkansas-PB (12/5/23) Made 3s: 1-Eastern Ore. (11/14/23)	
		WCC 3.2	1.2	0.3	0.3	0.2	50.0	33.3	100			
		CAREER 3.0	1.5	0.6	0.5	0.1	46.2	28.6	81.3			
		22-23 15.3	2.8	1.5	0.8	0.4	45.7	37.1	84.5			
	<b>4 Dusty Stromer</b> <b>G   6-6   192   Fr.</b> Sherman Oaks, Calif. Notre Dame Psychology	<b>PPG</b>	<b>RPG</b>	<b>APG</b>	<b>SPG</b>	<b>BPG</b>	<b>FG%</b>	<b>3FG%</b>	<b>FT%</b>	<b>Season Highs:</b>	Points: 15-USC (12/2/23) Rebounds: 8-UCLA (11/22/23) Assists: 5-2x, last at USD (1/20/24) Made 3s: 4-USC (12/2/23)	Led HS to CIF D1 title by averaging 17.3 ppg, 5.4 rpg, 2.2 apg and 1.2 spg as senior ... A repeat selection to the L.A. Times All-Star Team and all-CIFSS open division team ... four-star recruit according to ESPN and 247Sports. He ranks as the 34th top recruit in his class on ESPN 100 ... avg'd 20.2 ppg, 6.6 rpg and 1.4 spg as junior
		23-24 5.2	3.6	1.2	0.6	0.5	35.2	33.3	83.9	<b>Career Highs:</b>	Points: 15-USC (12/2/23) Rebounds: 8-UCLA (11/22/23) Assists: 5-2x, last at USD (1/20/24) Made 3s: 4-USC (12/2/23)	
		WCC 4.3	2.9	1.0	0.6	0.5	36.5	35.1	75.0			
		CAREER 5.2	3.6	1.2	0.6	0.5	35.2	33.3	83.9			
		22-23 7.7	2.4	3.1	1.0	0.3	42.0	35.4	81.3			
	<b>11 Nolan Hickman</b> <b>G   6-2   183   Jr.</b> Seattle, Wash. Wasatch Academy Sport Management	<b>PPG</b>	<b>RPG</b>	<b>APG</b>	<b>SPG</b>	<b>BPG</b>	<b>FG%</b>	<b>3FG%</b>	<b>FT%</b>	<b>Season Highs:</b>	Points: 24-vs. LMU (1/30/24) Rebounds: 6-at Portland (2/22/24) Assists: 5-4x, last vs. SCU (2/24/24) Made 3s: 5-vs. Santa Clara (2/24/24)	Seven 5+ assist games last season ... played in all 32 as a freshman ... 2021-22 WCC All-Freshman Team ... 24th-ranked player in the Class of 2021 ... Named a McDonald's All-American and the Utah player of the year by MaxPreps ... averaged 16 points, 3.3 assists and 2.5 rebounds per game as HS senior.
		23-24 14.0	2.3	2.6	1.1	0.4	46.0	41.3	86.0	<b>Career Highs:</b>	Points: 24-vs. LMU (1/30/24) Rebounds: 7-Kent State (12/5/22) Assists: 8-Baylor (12/2/22) Made 3s: 5-2x, last vs. SCU (2/24/24)	
		WCC 15.5	2.1	2.9	1.2	0.3	48.4	46.3	79.3			
		CAREER 8.7	2.1	2.4	0.9	0.3	44.2	37.0	81.4			
		22-23 7.7	2.4	3.1	1.0	0.3	42.0	35.4	81.3			
	<b>13 Graham Ike</b> <b>F   6-9   240   RJr.</b> Aurora, Colo.   Wyoming Economics-Arts <i>pronounced Eek-kay</i>	<b>PPG</b>	<b>RPG</b>	<b>APG</b>	<b>SPG</b>	<b>BPG</b>	<b>FG%</b>	<b>3FG%</b>	<b>FT%</b>	<b>Season Highs:</b>	Points: 26-vs. Santa Clara (2/24/24) Rebounds: 14-2x, last Port. (2/22/24) Assists: 3-2x, last at Port. (2/22/24) Blocks: 2-4x, last vs. Pacific (2/17/24)	Sat out 2022-23 season with injury ... 2022-23 Preseason Mountain West Player of the Year ... 2022-23 First Team All-MW by the media and Second Team by the coaches ... ranked 2nd in MW in scoring and rebounding ... avg'd 11.2 ppg and 5.4 rpg as a freshman in 12 games with seven starts ... 3-star recruit in high school.
		23-24 16.3	7.3	1.0	0.7	0.7	61.9	35.7	77.9	<b>Career Highs:</b>	Points: 35-Denver (12/2/21) Rebounds: 18-at San Jose State (2/13/22) Assists: 3-6x, last at Port. (2/22/24) Blocks: 2-5x, last at LMU (2/15/24)	
		WCC 17.5	6.6	1.0	0.5	0.9	64.3	33.3	80.7			
		CAREER 16.9	8.0	1.1	0.6	0.4	55.7	30.8	73.1			
		21-22 19.5	9.6	1.3	0.7	0.3	51.0	27.3	71.6			
	<b>14 Pavle Stosic</b> <b>F   6-9   215   Fr.</b> Niš, Serbia Sport Management <i>pronounced paw-vlay stow-sitch</i>	<b>PPG</b>	<b>RPG</b>	<b>APG</b>	<b>SPG</b>	<b>BPG</b>	<b>FG%</b>	<b>3FG%</b>	<b>FT%</b>	<b>Season Highs:</b>	Points: 4-2x, last vs. Pacific (2/17/24) Rebounds: 3-Arkansas-PB (12/5/23) Assists: 1-2x, last San Diego (1/6/24) Blocks: 2-Eastern Ore. (11/14/23)	Played with the Serbian Top 18 national team in the European Top 18 Challengers tournament in 2021 ... scored 33 points in 5 games, while grabbing 4.2 rpg ... appeared in 8 games in two Adidas Next Generation tournaments in Italy and Turkey with Zaragoza U18 ... also a member of Casademont Zaragoza in the Champions League.
		23-24 1.2	0.8	0.2	0.1	0.3	37.5	0.0	50.0	<b>Season Highs:</b>	Points: 10-Arkansas-PB (12/5/23) Rebounds: 7-Eastern Or. (11/14/23) Assists: 4-Eastern Ore. (11/14/23) Made 3s: 2-MVST (12/11/23)	
		WCC 0.6	0.7	0.1	0.1	0.1	14.3	0.0	100			
		CAREER 1.2	0.8	0.2	0.1	0.3	37.5	0.0	50.0			
		22-23 1.1	6.2	2.4	1.8	0.7	60.8	33.3	54.8			
	<b>21 Jun Seok Yeo</b> <b>F   6-8   215   So.</b> Seoul, Korea   Korea Univ. Sport Management <i>pronounced JUNE Suh-k YO</i>	<b>PPG</b>	<b>RPG</b>	<b>APG</b>	<b>SPG</b>	<b>BPG</b>	<b>FG%</b>	<b>3FG%</b>	<b>FT%</b>	<b>Season Highs:</b>	Points: 32-2x, last vs. SCU (11/11/24) Rebounds: 13-2x, CSUB (11/18/23) Assists: 6-Jackson St. (12/20/23) Blocks: 2-3x, last at Pacific (2/17/24)	Attended the NBA Global Academy in Australia, graduated from Yongsan High School ... at 2021 FIBA U-19 World Cup in Latvia, Yeo avg'd a tournament-high 25.6 ppg, and 10.6 rpg which was 2nd in the event ... helped Korea's senior national team qualify for the FIBA Asia Cup 2021 avg'd 12.3 ppg and 4 rpg with national team
		23-24 2.4	1.4	0.3	0.1	0.2	41.9	14.3	66.7	<b>Season Highs:</b>	Points: 10-Arkansas-PB (12/5/23) Rebounds: 7-Eastern Or. (11/14/23) Assists: 4-Eastern Ore. (11/14/23) Made 3s: 2-MVST (12/11/23)	
		WCC 1.4	1.0	0.1	0.2	0.1	35.7	0.0	75.0			
		CAREER 2.4	1.4	0.3	0.1	0.2	41.9	14.3	66.7			
		22-23 11.1	6.2	2.4	1.8	0.7	60.8	33.3	54.8			
	<b>22 Anton Watson</b> <b>F   6-8   228   Gr.</b> Spokane, Wash. Gonzaga Prep Organizational Leadership	<b>PPG</b>	<b>RPG</b>	<b>APG</b>	<b>SPG</b>	<b>BPG</b>	<b>FG%</b>	<b>3FG%</b>	<b>FT%</b>	<b>Season Highs:</b>	Points: 5-at San Diego (1/20/24) Rebounds: 7-Eastern Or. (11/14/23) Assists: 1-Arkansas-PB (12/5/23) Blocks:	2022-23 Honorable Mention All-WCC ... 2nd in WCC at 66.0 2pt% ... Finished fifth in the WCC for steals per game at 1.3 and totaled 40 steals ... played in all 32 games as sophomore, making 17 starts ... appeared in 15 games as a freshman ... ranked 46th on 247 Sports and was a four-star recruit of Spokane's Gonzaga Prep
		23-24 14.8	7.4	2.6	1.6	0.7	60.1	45.0	64.9	<b>Career Highs:</b>	Points: 7-Eastern Oregon (12/28/22) Rebounds: 7-Eastern Or. (11/14/23) Assists: 1-Arkansas-PB (12/5/23) Made 3s: 1-Eastern Oregon (12/28/22)	
		WCC 15.1	7.2	2.4	1.6	0.8	66.7	41.2	65.3			
		CAREER 9.4	5.1	2.0	1.4	0.6	59.3	30.9	62.4			
		22-23 11.1	6.2	2.4	1.8	0.7	60.8	33.3	54.8			
	<b>25 Colby Brooks</b> <b>F   6-7   215   RJr.</b> Los Angeles, Calif. Loyola HS Communication Studies	<b>PPG</b>	<b>RPG</b>	<b>APG</b>	<b>SPG</b>	<b>BPG</b>	<b>FG%</b>	<b>3FG%</b>	<b>FT%</b>	<b>Season Highs:</b>	Points: 22-vs. San Diego (11/6/24) Rebounds: 11-at USD (1/20/24) Assists: 5-2x, last vs. SCU (2/24/24) Made 3s: 3-2x, last at Port. (2/22/24)	Appeared in 17 games in 2021-22 ... graduated early, joined Zags as a freshman in 2020-21 ... Played in 18 games for GU in 2020-21 ... No. 29 recruit in ESPN's top 100 in 2020-21 ... as HS junior Oregon Gatorade Player of the Year, after averaging 21.1 points, 9.3 rebounds and 3.3 assists per game
		23-24 8.6	5.6	1.2	1.2	0.7	51.6	35.3	75.8	<b>Career Highs:</b>	Points: 26-at San Diego (11/20/24) Rebounds: 9-2x, Jack. St. (12/20/23) Assists: 3-vs. San Diego (11/6/24) Made 3s: 3-Syracuse (11/21/23)	
		WCC 9.7	6.6	1.9	1.3	0.7	52.2	34.0	74.2			
		CAREER 4.9	3.2	0.7	0.5	0.5	48.7	35.3	72.0			
		22-23 5.1	3.0	0.7	0.5	0.7	50.4	37.7	76.2			
	<b>33 Ben Gregg</b> <b>F   6-10   230   Jr.</b> Clackamas, Ore. Clackamas Sport Management	<b>PPG</b>	<b>RPG</b>	<b>APG</b>	<b>SPG</b>	<b>BPG</b>	<b>FG%</b>	<b>3FG%</b>	<b>FT%</b>	<b>Season Highs:</b>	Points: 26-at San Diego (11/20/24) Rebounds: 9-2x, Jack. St. (12/20/23) Assists: 3-vs. San Diego (11/6/24) Made 3s: 3-Syracuse (11/21/23)	Redshirted last season ... Four-star recruit according to ESPN and 247Sports ... Named Mr. Basketball in Illinois as senior ... averaged 16.4 points, 5.7 rebounds, 3.2 assists and 1.3 steals while shooting 61% from the field as a senior ... led Glenbard West to the Illinois 4A title ... 17.5 ppg, 6.5 rpg, 2.8 apg and 1.5 blocks as a junior
		23-24 10.2	3.9	0.6	0.3	0.7	60.8	32.8	51.0	<b>Season Highs:</b>	Points: 26-at San Diego (11/20/24) Rebounds: 9-2x, Jack. St. (12/20/23) Assists: 3-vs. San Diego (11/6/24) Made 3s: 3-Syracuse (11/21/23)	
		WCC 9.8	3.7	0.8	0.1	0.9	60.0	31.0	57.1			
		CAREER 10.2	3.9	0.6	0.3	0.7	60.8	32.8	51.0			
		22-23 10.2	3.9	0.6	0.3	0.7	60.8	32.8	51.0			
	<b>34 Braden Huff</b> <b>F   6-10   242   RFr.</b> Glen Ellyn, Ill. Glenbard West Undeclared Business	<b>PPG</b>	<b>RPG</b>	<b>APG</b>	<b>SPG</b>	<b>BPG</b>	<b>FG%</b>	<b>3FG%</b>	<b>FT%</b>	<b>Season Highs:</b>	Points: 26-at San Diego (11/20/24) Rebounds: 9-2x, Jack. St. (12/20/23) Assists: 3-vs. San Diego (11/6/24) Made 3s: 3-Syracuse (11/21/23)	Redshirted last season ... Four-star recruit according to ESPN and 247Sports ... Named Mr. Basketball in Illinois as senior ... averaged 16.4 points, 5.7 rebounds, 3.2 assists and 1.3 steals while shooting 61% from the field as a senior ... led Glenbard West to the Illinois 4A title ... 17.5 ppg, 6.5 rpg, 2.8 apg and 1.5 blocks as a junior
		23-24 10.2	3.9	0.6	0.3	0.7	60.8	32.8	51.0	<b>Season Highs:</b>	Points: 26-at San Diego (11/20/24) Rebounds: 9-2x, Jack. St. (12/20/23) Assists: 3-vs. San Diego (11/6/24) Made 3s: 3-Syracuse (11/21/23)	
		WCC 9.8	3.7	0.8	0.1	0.9	60.0	31.0	57.1			
		CAREER 10.2	3.9	0.6	0.3	0.7	60.8	32.8	51.0			
		22-23 10.2	3.9	0.6	0.3	0.7	60.8	32.8	51.0			

## GENERAL

Location..... Spokane, Wash.  
Founded..... 1887  
Total Enrollment ..... 7,253  
    Undergraduate ..... 5,093  
    Master's Students ..... 1,407  
    Doctoral Students..... 255  
    Law Students ..... 498  
Campus Size ..... 152 acres  
Nickname..... Bulldogs  
Colors ..... Navy and white  
Conference ..... West Coast (WCC)

## ADMINISTRATION

President ..... Dr. Thayne M. McCulloh  
    Alma Mater..... Gonzaga '89  
Athletic Director ..... Chris Standiford  
    Alma Mater..... Gonzaga '91  
Athletic Phone ..... (509) 313-4202  
Ticket Office Phone ..... (509) 313-6000

## SPORTS INFORMATION

Asst. AD/Communications (MBB) ..... Barrett Henderson  
    Office Phone..... (509) 313-4288  
    Cell Phone..... (541) 805-5687  
    Email ..... hendersonb@gonzaga.edu  
SID Mailing Address  
    ..... Gonzaga Athletics  
    ..... 502 E. Boone Ave.  
    ..... Spokane, WA 99258-0066  
Web Site..... www.GoZags.com  
Twitter ..... @ZagMBB  
Instagram ..... @ZagMBB  
Facebook ..... /ZagMBB

## RADIO INFORMATION

Gonzaga Sports Properties  
Contact ..... Mark Livingston  
Address  
    ..... Gonzaga Athletics  
    ..... 502 E. Boone Ave.  
    ..... Spokane, WA 99258-0066  
Phone ..... (509) 313-5729  
Play-by-Play Announcer ..... Tom Hudson  
    Email ..... tomhudson@icloud.com  
Analyst ..... Adam Morrison

## MCCARTHEY ATHLETIC CENTER

Year Opened ..... 2004  
Capacity ..... 6,000  
Consecutive sellouts ..... 295 (11/19/04-present)  
    Straight sellouts overall ..... 317 (since 11/8/01)  
Record ..... 277-18 (.941)  
    Undefeated seasons (last) ..... 7 (2021-22)  
Conference Record..... 148-8 (.947)  
    Undefeated seasons (last) ..... 12 (2021-22)

## 2023-24 ROSTER

### NUMERICAL ROSTER

No.	Name	Pos.	Ht.	Wt.	Yr.	Hometown/High School/College
0	Ryan Nembhard	G	6-0	175	JR	Aurora, ON/Montverde/Creighton
2	Steele Venters	G	6-7	195	RJR	Ellensburg, WA/Ellensburg/Eastern Washington
3	Luka Krajnović	G	6-5	185	FR	Zagreb, Croatia
4	Dusty Stromer	G	6-6	192	FR	Sherman Oaks, CA/Notre Dame
10	Joaquim ArauzMoore	G	6-1	170	FR	Ross, CA/Branson
11	Nolan Hickman	G	6-2	183	JR	Seattle, WA/Wasatch Academy
13	Graham Ike	F	6-9	240	RJR	Aurora, CO/Overland/Wyoming
14	Pavle Stosic	F	6-9	215	FR	Niš, Serbia
15	Joe Few	G	6-0	170	RSO	Spokane, WA/Gonzaga Prep
21	Jun Seok Yeo	F	6-8	215	SO	Seoul, South Korea/NBA Global Academy/Yongsan/Korea U.
22	Anton Watson	F	6-8	228	GR	Spokane, WA/Gonzaga Prep
25	Colby Brooks	F	6-7	215	RJR	Los Angeles, CA/Loyola
33	Ben Gregg	F	6-10	230	JR	Clackamas, OR/Clackamas
34	Braden Huff	F	6-10	242	RFR	Glen Ellyn, IL/Glenbard West

### ALPHABETICAL ROSTER

No.	Name	Pos.	Ht.	Wt.	Yr.	Hometown/High School/College
10	Joaquim ArauzMoore	G	6-1	170	FR	Ross, CA/Branson
25	Colby Brooks	F	6-7	215	RJR	Los Angeles, CA/Loyola
15	Joe Few	G	6-0	170	RSO	Spokane, WA/Gonzaga Prep
33	Ben Gregg	F	6-10	230	JR	Clackamas, OR/Clackamas
11	Nolan Hickman	G	6-2	183	JR	Seattle, WA/Wasatch Academy
34	Braden Huff	F	6-10	242	RFR	Glen Ellyn, IL/Glenbard West
13	Graham Ike	F	6-9	240	RJR	Aurora, CO/Overland/Wyoming
3	Luka Krajnović	G	6-5	185	FR	Zagreb, Croatia
0	Ryan Nembhard	G	6-0	175	JR	Aurora, ON/Montverde/Creighton
14	Pavle Stosic	F	6-9	215	FR	Niš, Serbia
4	Dusty Stromer	G	6-6	192	FR	Sherman Oaks, CA/Notre Dame
2	Steele Venters	G	6-7	195	RJR	Ellensburg, WA/Ellensburg/Eastern Washington
22	Anton Watson	F	6-8	228	GR	Spokane, WA/Gonzaga Prep
21	Jun Seok Yeo	F	6-8	215	SO	Seoul, South Korea/NBA Global Academy/Yongsan/Korea U.

## COACHING STAFF

Head Coach: Mark Few (25th Season), Oregon, 1987  
Assistant Coach: Brian Michaelson (11th Season), Gonzaga, 2005  
Assistant Coach: R-Jay Barsh (First Season) Puget Sound, 2007  
Assistant Coach: Stephen Gentry (Third Season), Gonzaga, 2006  
Assistant Coach: Zach Norvell Jr. (First Season), Gonzaga, 2023  
Assistant Coach - Director of Operations: Jorge Sanz (Sixth Season), Florida Atlantic, 2011  
Video Coordinator: Kurt Bambauer (Second Season), Gonzaga, 2017  
Strength and Conditioning: Travis Knight (18th Season), Gonzaga, 2000  
Athletic Trainer: Josh Therrien (Eighth Season), Washington State, 2007

## PRONUNCIATION GUIDE

Gonzaga: Gone-ZAG-uh (Zag rhymes with "bag")

Graham IKE: Eek-kay

Luka KRAJNOVIC: cry-nah-vitch

JUN SEOK YEO: JUNE Suh-k YO

PAVLE STOSIC: paw-vlay stow-sitch

## BREAKDOWN BY LOCATION

Washington (4): Few, Hickman, Venters, Watson

California (3): ArauzMoore, Brooks, Stromer

Colorado (1): Ike

Illinois (1): Huff

Oregon (1): Gregg

Ontario (1): Nembhard

Croatia (1): Krajnović

Serbia (1): Stosic

South Korea (1): Yeo

## BREAKDOWN BY CLASS

Graduate (1): Watson

Junior (6): Brooks, Gregg, Hickman, Ike, Nembhard,  
Venters

Sophomore (2): Few, Yeo

Freshman (5): ArauzMoore, Huff, Krajnović, Stosic,  
Stromer





## HEAD COACH · MARK FEW



### NOTES

Gonzaga University head coach Mark Few has established himself as one of the most successful coaches in NCAA Division I basketball annals in his 24 seasons at the helm, and in the process has made Bulldog basketball a household name across the country. He served as an assistant coach at GU for 10 seasons prior to take the reins of the program. Few has put together one of the most dominating runs in NCAA history, especially in the West Coast Conference. The Zags have won or shared 22 regular season league titles in his 24 seasons (all but the 1999-2000 and 2011-12 season) and taken home the conference tournament championship 19 times. The Bulldogs won or shared 11 straight West Coast Conference regular-season titles from 2000-11 and from 2012-23, which are the third-best streaks all-time in the NCAA Division I ranks behind UCLA's 13 Pac-10 Conference titles from 1967-79 and Kansas's 14 Big 12 Conference titles from 2005-18. Few led Gonzaga to the national championship game in the program's first-ever Final Four in 2017, and again in the second Final Four in 2021. Under Few, GU has appeared in five Elite Eight appearances (2015, 2017, 2019, 2021 and 2023) and 12 Sweet 16 appearances (2000, '01, '06, '09, '15, '16, '17, '18, '19, '21, '22, '23). He has coached 21 All-Americans, nine Academic All-Americans, 98 all-conference selections, 17 WCC Players of the Year, 10 league newcomers of the year and nine league defenders of the year. Few has also cultivated NBA talent, including current NBA players in Domantas Sabonis, Kelly Olynyk, Zach Collins, Rui Hachimura, Brandon Clarke, Jalen Suggs, Corey Kispert, Chet Holmgren, Andrew Nembhard, Julian Strawther and Filip Petrusev. He also helped recruit and develop Dan Dickau, Richie Frahm, Adam Morrison, Jeremy Pargo, Elias Harris, Austin Daye, Rob Sacre, Ronny Turiaf, Kevin Pangos, Killian Tillie and Joel Ayayi, all NBA players. Morrison was the highest-drafted player in GU history when he was taken No. 3 overall by the Charlotte Bobcats in 2006, but Holmgren was taken second overall by the Oklahoma City Thunder in the 2022 draft.

Entering the 2023-24 Season, Few:

- Is the winningest active coach by percentage at .836 (688-135)
- Ranks second in winning percentage after 21 seasons at .828 (599-124), second after 22 seasons at .834 (630-125) and second after 23 seasons at .836 (657-129).
- Is in the Top 15 among active Division I coaches for most 20-win seasons with 24, never having won less than 20 games in a season ... Is first for most consecutive 20-win seasons for active coaches with 24

In December 2021, Few was named as an assistant coach for the USA men's national team. The coaching staff for the 2022-24 USA Basketball Men's National Team was announced when USA Basketball Men's National Team managing director Grant Hill officially named eight-time NBA championship Golden State Warriors head coach Steve Kerr to lead the USA Men's National Team. Additionally, Few, Miami Heat head mentor Erik Spoelstra and Los Angeles Clippers head coach Tyron Lue will complete the 2022-24 USA National Team coaching staff as assistant coaches. As an assistant coach, Few will help lead the USA National Team in 2022-24, which will include all USA Men's National Team training camps, the 2023 FIBA World Cup that was held in the Philippines, Japan, and Indonesia, and the 2024 Summer Olympic Games that are scheduled for July 26-Aug. 11 in Paris, France. Few was an assistant coach to the Team USA Select Team at the USA Basketball Men's National Team Training Camp in Las Vegas in 2021. Few served as an assistant coach with the 2019 Select Team and was one of nine assistants at the national team's 2018 minicamp in Las Vegas. He was the head coach for the United States team that took third place at the 2015 Pan American Games, and he was an assistant coach when the U.S. won a gold medal at the 2012 FIBA Americas U18 Tournament.

For all that Few has accomplished on the court, his achievements off of it are equally impressive. In 2002, Mark and his wife Marcy initiated the Spokane branch of Coaches vs Cancer. The Few's annual event would become the largest Coaches vs Cancer fundraiser across the country. Quietly and without fanfare, Few has created a culture of giving at Gonzaga. In 2007, Gonzaga began hosting the Ronald McDonald House Charities Classic. For six seasons, these annual games helped raise over \$750,000 for Spokane's Ronald McDonald House. Building on their success with Coaches vs Cancer, the Fews and others in the Spokane region launched the Community Cancer Fund in 2014 to keep more money in the local market while devoting more resources to cancer patients, their families and the local organizations that serve them. In the last six years, the Community Cancer Fund has raised over 17 million dollars bringing the total raised over 18 years between the organizations to well over 25 million dollars. Among the highlights, the charity established a 3-million-dollar endowment to fund Camp Good Times, a week-long summer camp for kids with cancer.

And this year, the Community Cancer Fund worked to increase lodging options for cancer patients and their families traveling to the region for treatment, which included the completion and opening of a 5-million-dollar Hospitality Center at Kootenai Health and a campus expansion of Spokane's Ronald McDonald House.

### HEAD COACH

Year	Overall W L	Conf. W L	WCC Finish	Post-Season
2024	22 6	12 2	-	-
2023	31 6	14 2	T-1st	NCAA Elite Eight
2022	28 4	13 1	1st	NCAA Sweet 16
2021	31 1	15 0	1st	NCAA Runner-Up
2020	31 2	15 1	1st	NCAA Canceled
2019	33 4	16 0	1st	NCAA Elite Eight
2018	32 5	17 1	1st	NCAA Sweet 16
2017	37 2	17 1	1st	NCAA Runner-Up
2016	28 8	15 3	T-1st	NCAA Sweet 16
2015	35 3	17 1	1st	NCAA Elite Eight
2014	29 7	15 3	1st	NCAA 3rd Round
2013	32 3	16 0	1st	NCAA 3rd Round
2012	26 7	13 3	2nd	NCAA 3rd Round
2011	25 10	11 3	T-1st	NCAA 3rd Round
2010	27 7	12 2	1st	NCAA 2nd Round
2009	28 6	14 0	1st	NCAA Sweet 16
2008	25 8	13 1	1st	NCAA 1st Round
2007	23 11	11 3	1st	NCAA 1st Round
2006	29 4	14 0	1st	NCAA Sweet 16
2005	26 5	12 2	1st	NCAA 2nd Round
2004	28 3	14 0	1st	NCAA 2nd Round
2003	24 9	12 2	1st	NCAA 2nd Round
2002	29 4	13 1	1st	NCAA 1st Round
2001	26 7	13 1	1st	NCAA Sweet 16
2000	26 9	11 3	2nd	NCAA Sweet 16
<b>TOTAL</b>	<b>710 141</b>	<b>342 36</b>		

### ASSISTANT COACH

Year	Overall W L	Conf. W L	WCC Finish	Post-Season
1999	28 7	12 2	1st	NCAA Elite Eight
1998	24 10	10 4	1st	NIT - 2nd Round
1997	15 12	8 6	T-4th	
1996	21 9	10 4	T-1st	NIT
1995	21 9	7 7	4th	NCAA
1994	22 8	12 2	1st	NIT 2nd Round
1993	19 9	10 4	2nd	
1992	20 10	8 6	3rd	

### GRADUATE ASSISTANT COACH

Year	Overall W L	Conf. W L	WCC Finish	Post-Season
1991	14 14	5 9	4th	
1990	8 20	3 11	8th	

WCC Regular-Season Titles (25)

2013-23; 2001-11; 1998-99; 1996; 1994

WCC Tournament Titles (21)

2020-23; 2013-18; 2009-11; 2004-07; 1999-02; 95

WCC Tournament Championship Games (28)

1998-2023; 1995-96; 1992

NCAA Tournament Appearances (24)

1999-2023; 1995

NIT Appearances (3) 1998, 1996, 1994

## ABOUT THE DONS

- San Francisco has won seven of its last eight since the loss at Gonzaga, with the lone loss at Saint Mary's.
- The Dons are coming off a 92-68 win over Pepperdine Saturday at home. USF shot 59.7 percent from the field, including 48 percent from three (12/25). Six Dons finished in double-digit scoring led by Ndewedo Newbury's 19 points and five rebounds. Marcus Williams added 12 points and eight assists.
- San Francisco is fifth in the nation in field goal percentage (49.7), right behind GU in the WCC.
- Jonathan Mogbo is sixth in the conference in scoring at 14.9 points per game (16.1 in WCC games). He is second in the nation in field goal percentage (66.2). The transfer is eighth in the country in rebounds and tops the conference at 10.1 per game.
- Mogbo (3.9) and Williams (3.8) are fourth and fifth in the league in assists per conference game.
- Williams chips in 14.1 points per game, while Malik Thomas adds 11.3 points.

## SERIES INFO

- This is the 95th all-time meeting between GU and San Francisco. GU has a 72-22 advantage in the series.
- GU is 51-4 against San Francisco under Mark Few.
- The Zags have won 28 straight versus the Dons. USF's last win in the series came on Feb. 18, 2012, 66-65, at USF.
- GU is 26-18 all-time at San Francisco. The Bulldogs have won the last 11 matchups at USF.
- In the matchup earlier this season in Spokane, Gonzaga held off the Dons, 77-72, on Jan. 25. Graham Ike had 22 points, while Anton Watson added 15 points and had seven rebounds and three steals. Ryan Nembhard finished with 13 points and six assists. USF led 31-30 at halftime, but the Zags would take a 13-point lead with 2:44 left in regulation.
- In the last matchup at San Francisco, No.9 GU rallied late for a 77-75 win. Rasir Bolton scored 11 of his 21 points in the final 5:15 to lead Gonzaga back, making three key 3-pointers before his game-winner. Anton Watson and Nolan Hickman added 14 and eight points.
- Gonzaga has won 35 in-a-row in Spokane in the series, including all 20 in the McCarthy Athletic Center.
- The Bulldogs are 40-2 against USF in Spokane all-time. The Dons last won in Spokane in 1989, 67-64.
- San Francisco edged GU, 64-62, in the first-ever meeting at USF on Jan. 28, 1961.

## UP NEXT

- The 115th all-time meeting between Gonzaga and Saint Mary's Saturday in Moraga. The Bulldogs lead the series 80-34, winning 25 of the last 31 meetings.
- Gonzaga is 56-14 against SMC under Mark Few.
- The Bulldogs are 26-20 all-time at Saint Mary's.
- In last season's meeting in Moraga, the Gaels rallied to win in overtime, 78-70. GU led for 37 minutes, including by eight at halftime, and were led by Drew Timme's 23 points. Anton Watson finished with eight points.
- In the first matchup this season in Spokane, Aidan Mahaney scored 20 points and Saint Mary's rallied late to beat Gonzaga 64-62. Ryan Nembhard had 18 points on 7-for-13 shooting to lead the Bulldogs. Anton Watson had 16 points and 10 rebounds for his seventh double-double, while Graham Ike had 12 points and 12 rebounds for his sixth.
- Gonzaga is 37-11 all-time at home against SMC.

- The Zags are 18-3 against SMC in the WCC Tournament, winning eight of the last nine meetings in the event. The teams have met in the tournament 13 of the past 15 years.
- The Bulldogs won the first all-time meeting between the programs, 94-77, in Spokane in 1955.

## MILESTONE WATCH

- Anton Watson is three points from passing Bill Suter (1,354) for 24th on the program's all-time scoring list.
- Watson has played 144 games at GU, which is third in program history behind Przemek Karnowski (152) and Josh Perkins (153).
- Watson is 127-17 (88.2) in his career appearances, his 127 wins are third all-time at GU behind Josh Perkins (134) and Przemek Karnowski (137).
- Ben Gregg is one game played from 100.
- Nolan Hickman is three games played from 100.

## WHERE WE RANK

- GU is second in the nation in field goal percentage (51.6) and 21st in field goal percentage defense (40.3).
- The Zags lead the WCC in scoring offense (86.1), which also ranks fifth in the nation. GU is fourth in the country in scoring margin at 17.0, which tops the conference.
- The Bulldogs are sixth in the nation in two-point percentage (58.8), led by Ben Gregg who is 12th in the country inside-the-arc at 70.6 percent (48/68).
- Gonzaga is eighth in the country in rebound margin (8.9), and 18th averaging 40.18 rebounds per game.
- Ryan Nembhard tops the WCC in assists per game (6.3), which also ranks 14th in the country. He also leads the WCC in assist-to-turnover ratio (2.93).

## LAST TIME IN THE CHASE CENTER ...

- Gonzaga returns to the Chase Center, home of the Golden State Warriors, for the first time since the 2022 NCAA West Regional Semifinal.
- The top-seeded Zags were upset by fourth-seed Arkansas, 74-68, in the Sweet 16.
- Anton Watson grabbed eight rebounds and Nolan Hickman played 13 minutes.

## COMPUTER LOVE

- The Zags are receiving stellar rankings from the metrics.
- Opta Analyst: 18      ESPN BPI: 19
- Evan Miyakawa: 16      KenPom: 21
- Massey: 16      Bart Torvik: 22
- Haslametrics: 18      NET: 22

## TRIPLE BYE IN VEGAS

- Gonzaga is a win away from clinching one of the top two seeds in the 2024 West Coast Conference Tournament in Las Vegas.
- The top two seeds earn triple byes in the event to the semifinals on March 11.
- GU has been the top seed in the WCC Tournament in 11 of the 14 years that the event has been in Las Vegas since 2009. The other three years, GU has been the two-seed.

## 20/27 VISION

- Gonzaga clinched its 27th straight 20-win season.
- The Zags' 27-straight 20-win seasons rank second for the longest active run in the country. (Kansas 33)

- Prior to the previous 26 seasons, the Bulldogs reached 20 wins in a season eight times since 1907-08.
- Gonzaga has won at least 25 games in each of the last 16 consecutive seasons.

## QUITE THE FEAT

- Ryan Nembhard is averaging 8.16 assists (49) per game over the last six outings to 1.6 turnovers (10).
- He tops the conference at 6.64 assists per league game, and with a 4.65 assist to turnover ratio.
- The Canadian notched double-doubles in both of Gonzaga's double-digit wins two weeks ago, posting 16 points and 11 assists against Loyola Marymount, and 18 points and 10 assists against Pacific, becoming the first Bulldog to have back-to-back double-digit assist games since Derek Raivio had 11 assists versus Portland State and 13 assists against Montana to open the 2004-05 season.
- Nembhard was the first Zag to get back-to-back double-doubles with assists since Dan Dickau on Jan. 12 and 13, 2001 (13 pts, 10 asts at USF and 15 pts, 12 asts at SMC).

## HICKMAN HOT OVER LAST FIVE

- Over the last five games, Nolan Hickman is averaging 18.8 points per outing, which is second on the team.
- He is making 51.7 percent of his shots from the field over that stretch, including 52.9 percent from three (18-of-34).
- The junior is also 14-for-15 from the line. He had a string of 19 straight before missing his second attempt against Santa Clara. He has made 21 of his last 22.
- Hickman is 22-of-40 (55 percent) from three-point range over the last six games.

## GOLDEN GRAHAM

- Graham Ike led Gonzaga with a season-high 26 points in the Santa Clara win, his fifth straight 20-point outing.
- In the home win over Pacific he made all nine of his shots from the field. It was the most makes without a miss by a Zag since Rui Hachimura went 9-for-9 against Denver on Dec. 21, 2018.
- Ike has scored 20 or more points in nine of the last 12 games and has a team-high 11 20-point games.
- He is averaging 16.3 points per game, which ranks second in the WCC, 17.5 per league game.
- The junior is shooting 61.9 percent from the field in WCC games, which ranks second in the conference.

## FEEL FREE TO USE THESE AT A PARTY ...

- The Bulldogs have won 168 straight games when leading by 10 or more points at halftime.
- Gonzaga's six straight road wins ranks as the third longest current active streak in the country.
- The Bulldogs' six straight overall wins is the ninth longest current active streak in the nation.
- Anton Watson is the only player in program history to have 1,000 points, 700 rebounds, and 200 steals.
- The Zags are 21-1 when scoring 76 points this season.

## DIALING FROM DEEP

- Gonzaga made a season-high 15 three-pointers in the home win over Portland. The Zags were 15-of-33 (45.5 percent) from behind-the-arc.
- Seven Bulldogs made a three, led by Nolan Hickman's 4-for-6 shooting from deep.
- GU is 19-0 this season when shooting 30 percent from



behind-the-perimeter.

- The Zags are shooting 38.5 percent from three-point range in their wins and 20 percent in the losses.
- Gonzaga is 18-1 when making six or more threes in a game, with the loss being against Purdue (6-32).

BALANCING ACT

- Five Zags have finished in double-digit scoring in eight of the last 10 games.
- In the win over USC, six Bulldogs scored in double-figures, and Anton Watson had nine points.
- GU had at least three double-digit scorers in 27 of its first 28 games of the season, with five double-digit scorers in 11 of the games, and three outings with six double-digit scorers.
- In West Coast Conference play, six Zags are averaging at least 9.7 points per game.
- Anton Watson (1,352), Graham Ike (1,235) and Ryan Nembhard (1,103 points) all are 1,000 career point scorers. Nolan Hickman sits at 841 points in his career.

THERE'S NO PLACE LIKE HOME

- Since the McCarthy Athletic Center opened in 2004, Gonzaga boasts a 278-18 record at home.
- The Zags' 93.9 winning percentage at home since 2004-05 ranks second in the nation.
- GU has sold out every game since the 6,000-seat McCarthy Athletic Center opened, a streak of 296 games.

LIFE ON THE ROAD

- Since the 2016-17 season, Gonzaga is a national best 64-8 (88.6) in true road games. Saint Mary's has the next best true road win percentage at 74.0 (54-19).
- Since the 2007-08 season, the Zags are 135-31 in true road games. GU's 81.9-win pct. in true road games is best in the nation.
- Since the 2005-06 season, Gonzaga is 266-77 in road or neutral games. The Zags' 77.6-win percentage in road or neutral games tops the nation over that span.

STREAKS VERSUS THE WCC

- Here's a look at the current streaks over league foes, with GU's last loss versus the opponent at home and on the road. The numbers in parenthesis represents the Zags' win streaks at home and on the road.

WCC Opponent	Wins	Last Road Loss	Last Home Loss
Pepperdine	47	2002 (21)	1998 (26)
San Francisco	28	2012 (10)	1989 (34)
Pacific	20	1976 (9)	-- (8)
Portland	18	2014 (9)	2003 (18)
San Diego	18	2014 (8)	2000 (24)
LMU	3	2010 (12)	2023 (1)
Santa Clara	1	2024 (-)	2007 (17)
Saint Mary's	-	2023 (-)	2018 (-)

MORE IMPRESSIVE WCC STATS

- Since the 2016-17 season, the Zags have won 119 out of their last 127 West Coast Conference regular season games. Including the WCC Tournament, GU is 134-9 over that span.
- The Bulldogs have won 77 of their last 83 games against WCC foes dating back to the 2019-20 season.

IKE AND WATSON NAMED TO TOP TEN LISTS

- Graham Ike was named one of the 10 candidates for the Karl Malone Power Forward of the Year Award.
- Anton Watson was named one of the 10 candidates

for the Julius Erving Small Forward of the Year Award.

- A committee of top college basketball personnel determined the watch list of 20 candidates for each award in November, which has now been narrowed to 10.

CAPTAIN AMERICA

- Gonzaga Head Coach Mark Few will be an assistant on Team USA at this summer's Olympics in Paris.
- He served as an assistant coach for the USA National Team this past summer and helped guide Team USA to the semifinals at the FIBA World Cup in Manila, Philippines.
- Few was named on the coaching staff for the 2023 FIBA World Cup and the 2024 Olympics last February. He is on a staff that includes USA Head Coach and Golden State Warriors Head Coach Steve Kerr, Miami Heat Head Coach Erik Spoelstra and Clippers Head Coach Tyronn Lue.
- Few was an assistant coach at the 2018 USA National Team minicamp, he was named an assistant coach for the 2019 USA Men's Select Team, a team that helped prepare the USA World Cup Team prior to playing in China. He returned in 2021 as an assistant coach for the USA Men's Select Team to help prepare the gold medalist U.S. Olympic Team prior to playing in Tokyo.
- Few served as head coach of the 2015 U.S. Pan American Men's Basketball Team, a squad composed of collegiate players, and led the team to a bronze medal, and he also was an assistant coach for the gold medalist 2012 USA U18 National Team and a court coach for the 2009 USA Men's U19 World Cup/World University Games Team training camp.

MEMORABLE DAY IN BLUEGRASS STATE

- Gonzaga upset No. 17 Kentucky 89-85 in front of a sell-out crowd of 20,186 in historic Rupp Arena. The Zags have now beat the Wildcats in back-to-back years.
- GU's front court of Graham Ike, Anton Watson, Ben Gregg, and Braden Huff combined for 66 points.
- The Bulldogs outscored UK in the paint 50-40.

FEW JOINS 700 CLUB

- Mark Few reached the 700-win plateau in his head coaching career with the win at Pepperdine.
- He is the 14th active head coach in NCAA Div. 1 to reach 700 victories.
- Few ranks second in NCAA Div. 1 history behind Kentucky's Adolph Rupp (700-136) as the fastest to 700 wins.
- Just 36 other coaches in NCAA Division I history have hit the 700-win milestone. Of those, only seven have done it at one school: UTEP's Don Haskins, DePaul's Ray Meyer, Western Kentucky's Ed Diddle, Mount Saint Mary's Jim Phelan, Kentucky's Rupp, North Carolina's Dean Smith and Syracuse's Jim Boeheim.

Few's Milestone wins

1st win - 76-71 Montana (11/21/1999)

100th win - 82-71 San Francisco (2/15/2003)

200th win - 77-69 Santa Clara (1/12/2007)

300th win - 73-52 Oklahoma State (12/31/2010)

400th win - 77-75 Santa Clara (3/8/2014)

500th win - 79-73 Northwestern (3/18/2017)

600th win - 102-90 Kansas (11/26/2020)

700th win - 86-61 Pepperdine (1/18/2024)

HISTORY

First Season.....	1908
All-time Record .....	1,811-1,115 (.617)
NCAA Tournament Appearances .....	25
Record.....	44-24
Last (Round) .....	2023 (Elite Eight)
Consecutive .....	24 (1998-present)
NCAA Sweet 16 Appearances (last).....	13 (2023)
NCAA Elite Eight Appearances (last) .....	6 (2023)
NCAA Final Four Appearances (last).....	2 (2021)
NIT Appearances (last).....	3 (1998)
WCC Championships (last) .....	26 (2023)
WCC Tournament titles (last) .....	21 (2023)

TEAM INFORMATION

2022-23 Record .....	31-6
Home .....	15-1
Away.....	7-2
Neutral .....	10-3
WCC Record .....	13-1
Home .....	7-1
Away.....	7-1
Finish.....	First
Tournament .....	Champions
NCAA Tournament.....	Elite Eight
Associated Press Final Ranking.....	9
USA Today Final Ranking.....	10
Starters Returning/Lost.....	2/3
Letterwinners Returning/Lost .....	4/8
Points/Rebounds Returning .....	31 percent/34 percent

COACHES AND STAFF

Head Coach .....	Mark Few
Alma Mater.....	Oregon '87
Record at Gonzaga.....	710-141 (25)
Overall Record .....	710-141 (25)
Assistant Coach.....	Brian Michaelson
Alma Mater.....	Gonzaga '05
Season on staff .....	11th
Assistant Coach.....	R-Jay Barsh
Alma Mater.....	Puget Sound '07
Season on staff .....	First
Assistant Coach.....	Stephen Gentry
Alma Mater.....	Gonzaga '06
Season on staff .....	Third
Assistant Coach.....	Zach Norvell Jr.
Alma Mater.....	Gonzaga '23
Season on staff .....	First
Assistant Coach - Director of Operations.....	Jorge Sanz
Alma Mater.....	Florida Atlantic '11
Season on staff .....	Sixth
Video Coordinator .....	Kurt Baumbauer
Alma Mater.....	Gonzaga '17
Season on staff .....	Third
Strength and Conditioning Coach .....	Travis Knight
Alma Mater.....	Gonzaga '00
Season on staff .....	18th
Athletic Trainer.....	Josh Therrien
Administrative Assistant.....	Shaniqua Nilles
Academic Support Services.....	Steffany Galbraith
Creative Director - Recruiting .....	Matt Villareal





## MATCHUP EARLIER THIS SEASON ...

Gonzaga 77, San Francisco 72

Jan. 25, 2024 | Spokane, Calif.

SPOKANE, Wash. — Graham Ike had 22 points in Gonzaga's 77-72 victory against San Francisco on Thursday night.

Ike also contributed seven rebounds for the Bulldogs (14-5, 5-1 West Coast Conference). Anton Watson added 15 points while going 6 of 8 from the field and had seven rebounds and three steals. Ryan Nembhard finished with 13 points and six assists.

Marcus Williams led the Dons (15-6, 4-2 WCC) in scoring, finishing with 19 points and seven rebounds. Ndewedo Newbury added 16 points, six rebounds and two blocks for San Francisco. In addition, Malik Thomas finished with 12 points and two steals.

Nolan Hickman scored eight of his 11 points in the first half. All five Zag starters finished in double-figures as Ben Gregg chipped in 12 points. Ike scored 19 points down the stretch in the second half to help lead GU.

The Dons led 31-30 at halftime but were held to 38 percent shooting in the second half. The Bulldogs led by 13 points with 2:44 left in regulation, before holding off USF.



Official Basketball Box Score - Final  
**San Francisco at Gonzaga**  
01/25/24 McCarthy Athletic Center, Spokane  
2023-24 Men's Basketball

Game Time: 6:00 PM  
Game Duration: 2:14  
Attendance: 6,000

Officials: Jeffrey Anderson, Doug Shows, Terry Oglesby

### San Francisco - 72

Record: 15-6 (4-2)

NO.	Name	Min	FG	3P	FT	Rebounds	Fouls	TP	AS	TO	ST	Blocks	+/-
			M-A	M-A	M-A	OR DR TOT	PF FD					BS BA	
10	Jonathan Mogbo	F 35:19	4-6	0-0	0-0	3 8 11	4 1	8	4	2	0	0 0	3
21	Ndewedo Newbury	F 27:44	6-13	2-6	2-3	5 1 6	5 4	16	2	2	0	2 0	-2
1	Malik Thomas	G 27:33	2-10	2-5	6-6	0 2 2	5 3	12	0	0	2	0 2	-3
5	Mike Sharavjamts	G 25:22	1-7	1-6	0-0	0 4 4	1 1	3	1	1	0	0 1	-10
55	Marcus Williams	G 29:31	7-15	3-9	2-3	3 4 7	3 2	19	3	4	0	0 0	-8
0	Ryan Beasley	19:15	1-3	1-2	1-2	1 3 4	4 1	4	0	2	1	0 0	7
11	Josh Kunen	10:38	0-1	0-0	0-0	1 1 2	1 1	0	0	1	0	0 0	-4
3	Isaiah Hawthorne	22:45	4-9	2-5	0-0	0 2 2	2 1	10	0	1	1	0 0	-5
33	Volodymyr Markovetsky	01:52	0-0	0-0	0-0	0 0 0	0 0	0	0	0	0	0 0	-3
12	Justin Bieker	00:01	0-0	0-0	0-0	0 0 0	0 0	0	0	0	0	0 0	0
Team						0 3 3				0	2		
<b>Totals</b>			25-64	11-33	11-14	13 28 41	25 14	72	10	15	4	2 3	-5

Shooting By Period		
1st FG%	12-30	40.0%
3PT%	5-15	33.3%
FT%	2-4	50%
2nd FG%	13-34	38.2%
3PT%	6-18	33.3%
FT%	9-10	90%
GMFG%	25-64	39.1%
3PT%	11-33	33.3%
FT%	11-14	78.6%

Dead Ball Rebounds: 3, 0

Technical Fouls: NONE

### Gonzaga - 77

Record: 14-5 (5-1)

NO.	Name	Min	FG	3P	FT	Rebounds	Fouls	TP	AS	TO	ST	Blocks	+/-
			M-A	M-A	M-A	OR DR TOT	PF FD					BS BA	
13	Graham Ike	F 30:38	6-10	0-0	10-11	0 7 7	4 8	22	1	2	0	1 0	14
22	Anton Watson	F 32:38	6-8	0-2	3-9	2 5 7	4 7	15	3	0	3	1 0	7
33	Ben Gregg	F 29:55	3-7	2-5	4-4	0 5 5	1 2	12	1	1	0	0 0	7
0	Ryan Nembhard	G 40:00	4-8	1-3	4-8	0 1 1	0 4	13	6	2	2	0 0	5
11	Nolan Hickman	G 40:00	4-10	3-6	0-0	1 1 2	0 3	11	1	2	2	0 1	5
34	Braden Huff	07:33	0-5	0-2	0-0	2 2 4	2 0	0	0	0	0	0 1	-10
4	Dusty Stromer	18:50	1-4	1-3	1-2	1 2 3	3 1	4	0	0	2	1 0	-2
21	Jun Seok Yeo	00:27	0-0	0-0	0-0	0 0 0	0 0	0	0	0	0	0 0	-1
Team						0 3 3				0	0		
<b>Totals</b>			24-52	7-21	22-34	6 26 32	14 25	77	12	7	9	3 2	5

Shooting By Period		
1st FG%	10-28	35.7%
3PT%	5-14	35.7%
FT%	5-10	50%
2nd FG%	14-24	58.3%
3PT%	2-7	28.6%
FT%	17-24	70.8%
GMFG%	24-52	46.2%
3PT%	7-21	33.3%
FT%	22-34	64.7%

Dead Ball Rebounds: 6, 0

Technical Fouls: NONE

	USF	GON
<b>Biggest lead</b>	6 (2 <sup>nd</sup> 16:26)	13 (2 <sup>nd</sup> 2:44)
<b>Best Scoring Run</b>	7 (1 <sup>st</sup> 1:50)	9 (1 <sup>st</sup> 4:54)
<b>Lead Changes</b>	15	
<b>Times Tied</b>	8	
<b>Time with Lead</b>	13:15	19:34

Points from	USF	GON
<b>Turnovers</b>	8	19
<b>Paint</b>	24	28
<b>Second Chance</b>	15	5
<b>Fast Breaks</b>	7	20
<b>Bench</b>	14	4

Period by Period Scoring			
	1st	2nd	TOT
USF	31	41	72
GON	30	47	77

## VERSUS SAN FRANCISCO ...

### CAREER STATS

	GP/GS	PPG	RPG	Note	MPG
Watson	9/5	10.6	5.4	56.7 FG%	25.3
Hickman	7/4	4.7	2.0	1.3 spg	24.4
Gregg	5/1	7.8	2.2	10/22 3FG	15.8

### NOTABLE PERFORMANCES

Anton Watson

15 pts, 7 rbs, 6/8 FG (1-25-24, H)  
20 pts, 7 rbs, 2 blks (3-6-23, N)  
15 pts, 10 rbs, 4 stls (2-9-23, H)  
14 pts, 6/9 FG, 4 rbs (1-5-23, A)  
8 pts, 10 rbs, 3 asts (3-7-22, N)  
11 pts, 5 rbs, 2 asts (1-20-22, H)

Nolan Hickman

11 pts, 3 3FGM, 2 stls (1-25-24, H)  
8 pts, 4 asts, 2 stls (3-6-23, N)  
8 pts, 3 asts, 1 blk (1-5-23, A)

Ben Gregg

12 pts, 5 rbs, 2 3FGM (1-25-24, H)  
12 pts, 4/6 3FG, 16 mins (3-6-23, N)

### LAST FIVE SEASONS

2022-23	N	W	84-73*
	H	W	99-81
	A	W	77-75
2021-22	N	W	81-71*
	A	W	89-73
	H	W	78-62
2020-21	A	W	100-61
	H	W	85-62
2019-20	N	W	81-77*
	H	W	71-54
	A	W	83-79
2018-19	H	W	92-62
	A	W	96-83

\* WCC Tournament in Las Vegas

### THE LAST MEETING

Jan. 25, 2024 - Spokane - Gonzaga, 77-72

Graham Ike had 22 points in Gonzaga's 77-72

victory against San Francisco. Anton Watson added 15 points while going 6 of 8 from the field and had seven rebounds and three steals. Ryan Nembhard finished with 13 points and six assists. Marcus Williams led the Dons with 19 points. The Dons led 31-30 at halftime. The Bulldogs led by 13 points with 2:44 left in regulation.

### BY THE NUMBERS

Overall: 72-22

In Spokane: 40-2

In McCarthy Athletic Center: 20-0

In San Francisco: 26-18

At Neutral Site: 7-2

Few vs. USF: 51-4

Gerlufson vs. GON: 1-3

Most GON Points: 106, 106-67 (1995)

Most USF Points: 106, 98-106 (ot) (1995)

Fewest GON Points: 50, 50-62 (1989)

Fewest USF Points: 41, 69-41 (2013)

Largest GON Margin: +42, 92-50 (2004)

Largest USF Margin: +17, 74-91 (1962)

Last GON Win: 1/25/24, 77-72

Last USF Win: 2/18/12, 66-65

Current Streak: Won 28

Longest GON Win Streak: 28\*

Longest GON Home Win Streak: 35\*

Longest GON Away Win Streak: 11\*

Longest USF Win Streak: 5

Longest USF Home Win Streak: 10

Longest USF Away Win Streak: 1

In Overtime: 3-3

\* Active Streak



**Associated Press Top 25**

(Feb. 26)	REC	PTS
1 Houston (53)	24-3	1540
2 Purdue (4)	25-3	1460
3 UConn (5)	25-3	1459
4 Tennessee	21-6	1338
5 Marquette	21-6	1243
6 Arizona	21-6	1188
7 Kansas	21-6	1156
8 Iowa State	21-6	1155
9 North Carolina	21-6	1130
10 Duke	21-6	976
11 Auburn	21-6	862
12 Creighton	20-8	738
13 Illinois	20-7	726
14 Alabama	19-8	695
15 Baylor	19-8	689
16 Kentucky	19-8	649
17 Saint Mary's	23-6	646
18 South Carolina	22-5	471
19 Washington State	21-7	361
20 San Diego State	21-7	305
21 Dayton	21-5	261
22 Utah State	22-5	207
23 <b>Gonzaga</b>	22-6	184
24 Florida	19-8	140
25 South Florida	21-5	127

**Also receiving votes:** BYU 92, Texas Tech 65, Clemson 45, TCU 45, Wake Forest 44, Wisconsin 42, Nevada 25, Colorado St. 20, Arizona St 17, New Mexico 10, FAU 8, Oklahoma 7, Nebraska 7, Mississippi St. 5, Washington 4, Appalachian St 3, Northwestern 1, Boise St. 1, McNeese St. 1, Indiana St 1, Loyola Chicago 1.

**USA Today/Coaches' Top 25**

(Feb. 26)	REC	PTS
1 Houston (25)	24-3	791
2 UConn (3)	25-3	756
3 Purdue (4)	25-3	755
4 Tennessee	21-6	698
5 Marquette	21-6	616
6 Iowa State	21-6	605
7 Arizona	21-6	597
8 North Carolina	21-6	589
9 Kansas	21-6	582
10 Duke	21-6	461
11 Auburn	21-6	426
12 Creighton	20-8	412
13 Alabama	19-8	372
14 Baylor	19-8	353
15 Kentucky	19-8	351
16 Illinois	20-7	348
17 Saint Mary's	23-6	332
18 South Carolina	22-5	214
19 San Diego State	21-7	153
20 Dayton	21-5	152
21 Washington State	21-7	149
22 <b>Gonzaga</b>	22-6	132
23 Utah State	22-5	114
24 Florida	19-8	98
25 South Florida	21-5	57

**Also receiving votes:** BYU 53, Wake Forest 51, TCU 36, Texas Tech 35, Wisconsin 20, Oklahoma 19, Clemson 15, Nevada 14, Virginia 10, Appalachian State 8, Nebraska 8, Seton Hall 7, Loyola Chicago 3, Northwestern 3, Indiana State 2, James Madison 2, Boise State 1

**PLAYER CAPSULES****#0 RYAN NEMBARD**

**6-0 • JR • G • Aurora, Ont.**

- 2022-23: Started all 37 games in his sophomore season with Creighton... Averaged 12.1 points per game, and dished 176 total assists... Scored a career-high 30 points against Baylor in the NCAA Tournament... Improved his three point, field goal, and free throw percentages from last season... Named to the Maui Invitational All-Tournament Team after averaging 20.3 points and 4.3 assists... Named to the Bob Cousy Point Guard of the Year Watch List and Preseason Second Team All-BIG EAST.
- 2021-22: In his freshman year, started 27 games for Creighton... Averaged 11.3 points per game, including scoring a season-high 23 points against Xavier... Recorded 34.8 minutes per game and 4.4 assists per game this season, ranking third in the BIG EAST... Included on the BIG EAST All-Freshman Team... Named the BIG EAST Freshman of the Year.
- High School: Was ranked the 62nd player in the country, and a five-star recruit, by ESPN... Went 24-1 as a senior and 25-0 as a junior at Monteverde Academy... Won the GEICO High School National Championship his senior year... Averaged 14.3 points and 9.0 assists at the FIBA U16 Americas Championship in 2019.

**#2 STEELE VENTERS**

**6-7 • RJR • G • Ellensburg, Wash.**

- 2022-23: Started all 34 games and was named the Big Sky's Most Valuable Player... Averaged 15.3 points per game on 45.7% shooting from the field... Ranked third in three pointers and sixth in made field goals in the Big Sky... Ended the season averaging 2.8 rebounds and 1.5 assists per game... Unanimous selection for the All-Big Sky First Team... Also selected to the Big Sky All-Academic Team.
- 2021-22: Started 33 games and averaged a team-high 16.7 points per game... Shot 43.7% from three this season, ranking sixth in the nation for three point percentage... Scored in double digits 26 times... Averaged 33.7 minutes, 3.9 rebounds, and 2.2 assists per game... Named to the All-Big Sky Second Team.
- 2020-21: Saw action in 17 games... As a walk-on, averaged 3.6 points and 1.4 rebounds in 9.6 minutes per game... Was selected to the Winter Big Sky Conference All-Academic Team.
- 2019-20: Redshirted.
- High School: Averaged 23 points, eight rebounds and five assists per game his senior year... Won the Central Washington Athletic Conference title his senior year... Selected to the Associated Press 2A All-State List after his junior season... Scored over 1,200 points throughout his career.

**#3 LUKA KRAJNOVIC**

**6-5 • FR • G • Zagreb, Croatia**

- Before Gonzaga: Playing with KK Bosco, a team in the Croatian Premier League, averaged 17.6 points per game and shot 52.7% from the field... Named the Croatia-Premijer Liga Most Valuable Player of Year... Also included on the All-League First Team... Averaged 13.1 points and 5.1 rebounds per game at 2022 Under-18 Euro Championships.

**#4 DUSTY STROMER**

**6-6 • FR • G • Sherman Oaks, Calif.**

- High School: Ranked as the 34th player, and a four-star recruit, by ESPN... Averaged 17.3 points, 5.4 rebounds, and 2.2 assists per game his senior season... Won the CIF D1 title his senior year... Named the Mission League MVP, and was a repeat selection to the L.A. Times All-Star Team and All-CIFSS Division Team... Did not play his sophomore season due to COVID-19 pandemic, but averaged 13.1 points and 3.9 rebounds his freshman season.

**#10 JOAQUIM ARAUZMOORE**

**6-1 • FR • G • Ross, Calif.**

- High School: Ranked as the #23 player in Northern California in 2022... Averaged 15.2 points per game, with 131 assists and 89 steals, his senior season... Shot 49% from three and 53% from the field... Named to the All-MCLA First Team... Earned the Marin Independent Journal Player of the Week Award.

**#11 NOLAN HICKMAN**

**6-2 • JR • G • Seattle, Wash.**

- 2022-23: Started in 36 games, and performed in all 37 games, his sophomore season... Ranked second on the team and seventh in the WCC with 116 assists... Led the Gonzaga backcourt in blocks, with 11, and steals, with 36... Played a career-high 28.1 minutes per game, including all 40 minutes against Kent State... Scored a career-high 20 points against Santa Clara.
- 2021-22: Played in all 32 games... Averaged 5.1 points per game, posting a season-high 16 points against Central Michigan... Finished tied for fourth on the team for steals per game at 0.6, and 20 total on the year... 49 rebounds on the year, of which 46 were defensively... Named to the WCC All-Freshman Team.
- High School: Hickman was the 24th-ranked player in the Class of 2021, and a five-star recruit, according to ESPN... Named a McDonald's All-American and the Utah player of the year by MaxPreps... Averaged 16 points, 3.3 assists and 2.5 rebounds per game as a senior, earning All-American honors and leading Wasatch Academy (Utah) to a top-10 national ranking and a spot in the Geico Nationals.

**#13 GRAHAM KE**

**6-9 • RJR • F • Aurora, Colo.**

- 2022-23: Reshirted.
- 2021-22: Started in all 33 games for Wyoming, averaging 19.5 points and 9.6 rebounds per game... Scored a career-high 35 points against Denver, and grabbed a career-high 18 rebounds against San Jose State... Scored in double figures in 34 games, including nine games with over 25 points... Shot 51% from the field... Named to the All-Mountain West First Team by the media.
- 2020-21: Performed in 12 games, starting the final seven games of the season... Averaged 11.2 points and 5.4 rebounds per game... Scored a season-high 32 points in the first round of the Mountain West tournament... Finished the season with a 60% field goal percentage.
- High School: Was a three-star recruit, and averaged 12 points and 8.5 rebounds per game his senior year before injury... Ended his junior year averaging 17.6 points and 12.0 rebounds per game... Named Second-Team All-Colorado after his junior year.

**#14 PAVLE STOSIC**

**6-9 • FR • F • Niš, Serbia**

- Before Gonzaga: Performed with the Serbian Top 18 national team in 2021, recording 20.0 minutes and 4.2 rebounds per game... Scored a total of 33 points in the tournament, including a 12 point and nine rebound performance against Georgia... Also performed in eight games in two Adidas Next Generation tournaments with Zaragoza U18... Member of Cassademont Zaragoza in the Champions League.

**#15 JOE FEW**

**6-0 • JR • G • Spokane, Wash.**

- 2022-23: Did not perform due to injury.
- 2021-22: Saw action in 13 games, averaging 1.7 minutes per game... Grabbed nine rebound and dished four assists this season... Scored first career point against BYU on Jan. 13.
- High School: Performed in 32 games at Gonzaga Prep, averaging 7.7 points his senior year... Helped Gonzaga Prep earn a 12-2 league record his junior year, and played in the state tournament game.

**#21 JUN SEOK YEO**

**6-8 • SO • F • Seoul, South Korea**

- Before Gonzaga: Transferring from Korea University... Performing in the 2021 FIBA U-19 World Cup, averaged an impressive 25.6 points and 10.6 rebounds per game... Finished with 27 points and 13 rebounds against Argentina, and 26 points and 12 rebounds against Spain... Also scored 31 points against Puerto Rico and 36 points against Japan... Helped Korea's senior national team qualify for the 2021 FIBA Asia Cup, averaging 12.3 points per game...





## WEST COAST CONFERENCE

2023-24 Preseason Poll		2023 WCC Preseason Team				
1. Saint Mary's (5)	61	Alex Ducas	Saint Mary's			
2. <b>Gonzaga</b> (4)	60	<b>Graham Ike</b>	<b>Gonzaga</b>			
3. San Francisco	45	Keli Leaupepe	LMU			
4. Loyola Marymount	42	Aidan Mahaney	Saint Mary's			
5. Santa Clara	41	Houston Mallette	Pepperdine			
6. Portland	27	<b>Ryan Nembhard</b>	<b>Gonzaga</b>			
7. Pepperdine	22	Jevon Porter	Pepperdine			
8. Pacific	16	Tyler Robertson	Portland			
9. San Diego	10	Mitchell Saxen	Saint Mary's			
<i>(First place votes)</i>		<b>Anton Watson</b>	<b>Gonzaga</b>			
		WCC	PCT	OVER	PCT	STREAK
Saint Mary's		14-0	1.000	23-6	.793	W15
<b>Gonzaga</b>		12-2	.857	22-6	.786	W6
San Francisco		11-3	.786	22-7	.759	W1
Santa Clara		9-5	.643	18-11	.621	L1
San Diego		6-8	.429	16-13	.552	L2
Pepperdine		5-10	.333	12-18	.400	L1
LMU		4-10	.286	11-17	.393	W1
Portland		3-11	.214	9-20	.310	L5
Pacific		0-15	.000	6-24	.200	L15

### AROUND THE WCC

F. 24	Gonzaga def. Santa Clara, 94-81	
	Loyola Marymount def. Pacific, 86-63	
	Saint Mary's def. San Diego, 88-62	
	San Francisco def. Pepperdine, 92-68	
F. 29	Santa Clara at Portland	6 p.m.
	San Diego at Loyola Marymount	7 p.m.
	Saint Mary's at Pepperdine	7 p.m.
	Gonzaga at San Francisco	7 p.m.
M. 2	San Francisco at Santa Clara	4 p.m.
	Loyola Marymount at Portland	5 p.m.
	Pacific at San Diego	7 p.m.
	Gonzaga at Saint Mary's	7 p.m.

### WCC PLAYER OF THE WEEK

February 26: Michael Ajayi, Pepperdine  
 February 19: **Ryan Nembhard, Gonzaga**  
 February 12: Wayne McKinney III, San Diego  
 February 5: Jonathan Mogbo, San Francisco  
 January 29: **Graham Ike, Gonzaga**  
 January 24: Joshua Jefferson, Saint Mary's  
 January 15: Jonathan Mogbo, San Francisco  
 January 8: Jonathan Mogbo, San Francisco  
 January 2: Luke Barrett, Saint Mary's  
 December 26: Malik Thomas, San Francisco  
 December 18: Mitchell Saxen, Saint Mary's  
 December 11: Dominick Harris, Loyola Marymount  
 December 4: **Ryan Nembhard, Gonzaga**  
 November 27: **Anton Watson, Gonzaga**  
 November 20: Justice Hill, Loyola Marymount  
 November 13: Carlos Marshall Jr., Santa Clara

### WCC FRESHMAN OF THE WEEK

February 26: Ryan Beasley, San Francisco  
 February 19: Kevin Patton Jr., San Diego  
 February 12: **Braden Huff, Gonzaga**  
 February 5: Bol Dengdit, Portland  
 January 29: Kevin Patton Jr., San Diego  
 January 24: **Braden Huff, Gonzaga**  
 January 15: Kevin Patton Jr., San Diego  
 January 8: Tyler Harris, Portland  
 January 2: Dragos Lungu, San Diego  
 December 26: **Braden Huff, Gonzaga**  
 December 18: Kevin Patton Jr., San Diego  
 December 11: Nils Cooper, Pepperdine  
 December 4: **Braden Huff, Gonzaga**  
 November 27: Ryan Beasley, San Francisco  
 November 20: Tyler Harris, Portland  
 November 13: Tyler Harris, Portland

Recorded 16.2 points and 1.8 blocks per game at the 2018 FIBA U18 Asian Championships.

### #22 ANTON WATSON

- 6-8 • GR • F • Spokane, Wash.
- 2022-23: Started and played in all 37 games this season, averaging a career-high 29.0 minutes and 11.1 points per game... Recorded a career-high 6.2 rebounds and 2.4 assists per outing... Ended the season with 66 steals and 25 blocks, leading the Zags in both categories... Shot 60.8% from the field and 33.3% from three... Dished a career-high eight assists against Pepperdine, and tied a career-high with 13 rebounds against Pacific... Grabbed a career-high 88 offensive rebounds... Now second for the most career steals in the NCAA Tournament, with 17 total steals... Named a WCC Honorable Mention.
  - 2021-22: Appeared in all 32 games... Scored a total of 235 points, posting a season-high against Pepperdine with 19 points... Recorded a career-best 11 rebounds at Santa Clara and had four double digit rebounding games... Had a total of 149 rebounds; 104 defensively... 60 assists... Finished fifth in WCC for steals per game at 1.3 and totaled 40 steals.
  - 2020-21: Played in all 32 games, making 17 starts... Averaged 6.2 points per game... Had a career-best performance at Portland with 23 points... Scored double-digits seven times... Recorded a career-best 10 rebounds against Pepperdine.
  - 2019-2020: Appeared in 15 games, making five starts and averaging 4.9 points and 3.1 rebounds... Missed the final 14 games of the season with shoulder injury... Recorded season-high 15 points and eight rebounds in a win over North Dakota.
  - High School: Led Gonzaga Prep to a pair of 4A state titles... Averaged 21.6 points, 7.1 rebounds and 3.8 assists as a senior... Was named the Associated Press and Seattle Times All-State Player of the Year in 2018 and 2019... Two-time state tournament MVP and two-time Greater Spokane League MVP.

### #25 COLBY BROOKS

- 6-7 • RJR • F • Los Angeles, Calif.
- 2022-23: Performed in eight games, recording 2.6 points and 1.0 rebounds per outing... Played 22 total minutes this season... Ended the season with a 72.7% field goal and 80.0% free throw percentage... Dropped a career-high seven points against North Florida.
  - High School: Averaged 16 points and eight rebounds per game, and was named to the All-Mission League Second Team in his senior season... Earned the MVP of the St. Ignatius Tournament after averaging 18 points and six rebounds per game... Played AAU basketball with BTI Elite.

### #33 BEN GREGG

- 6-10 • JR • F • Clackamas, Ore.
- 2022-23: Saw action in 36 games, recording a career-high 12.1 minutes and 5.1 points per game... Registered 22 blocks and 10 steals this season... Averaged 3.0 rebounds per game, including a career-high eight rebounds against Santa Clara... Dropped a career-high 18 points against San Diego... Had a career-high three blocks against TCU in the NCAA Tournament... Shot 50.4% from the field and 37.7% from three.
  - 2021-22: Appeared in 17 games... Posted a career-high eight points versus Alcorn... Finished

with a total of 40 points on the year, with an average of 2.4 points per game... 34 rebounds, of which 21 were defensively... 10 assists... 8 blocks.

- 2020-21: Played in 18 games... Recorded 17 points, earning season-high four against San Diego... Shot 41.2% from the field... Totaled 18 rebounds, of which 15 were defensive.
- High School: High School: Graduated early, joined the Zags as a freshman in 2020-21... No. 29 in ESPN's top 100... Following his junior season at Clackamas High School, was named the Oregon Gatorade Player of the Year.

### #34 BRADEN HUFF

- 6-10 • RFR • F • Glen Ellyn, Ill.
- 2022-23: Redshirted.
  - High School: Listed as a four-star recruit by ESPN... Named Mr. Basketball in Illinois after averaging 16.4 points, 5.7 rebounds, 1.3 steals, and 61% field goal percentage his senior year... Dropped 19 points in the Illinois 4A state title game... Led his team to a #6 national ranking and a record of 37-1... Recorded 17.5 points and 6.5 rebound per game as a junior, and 15.7 points and 2.7 blocks per game as a sophomore.



## RECORDS WHEN ...

	23-24	Under Few
Leading at halftime	19-3	581-40
Trailing at halftime	2-3	109-93
Tied at halftime	1-0	20-9
Leading with 10:00 remaining	20-3	151-25*
Trailing with 10:00 remaining	2-3	39-73*
Tied with 10:00 remaining	0-0	6-6*
Leading with 5:00 remaining	22-2	515-22*
Trailing with 5:00 remaining	0-3	29-77*
Tied with 5:00 remaining	0-1	7-5*
In Overtime	0-0	23-12
GU outrebounds opponents	19-3	568-60
GU is outrebounded	3-3	112-72
Same amount of rebounds	0-0	20-9
GU commits more turnovers	9-4	254-88
Opponent commits more turnovers	12-2	135-41
Same amount of turnovers	1-0	49-10
GU has more fouls than opponent	6-3	147-83
Opponent has more fouls than GU	13-2	135-49
Same amount of fouls	3-1	43-8
GU shoots 50 percent or better	17-0	430-19
Opponent shoots 50 percent or better	1-2	36-36
GU shoots less than 50 percent	5-6	277-122
Opponent shoots less than 50 percent	21-4	660-105
GU shoots better than opponent	22-1	665-46
Opponent shoots better than GU	0-5	45-94
Same shooting percentage	0-0	3-0
GU has more free-throw attempts	12-3	538-59
Opponent has more free-throw atts	9-2	146-76
Same amount of free-throw attempts	1-1	23-6
GU bench outscores opponent bench	11-1	314-39*
Opponent bench outscores GU bench	11-4	220-60*
Benches score the same	0-1	16-4*
GU makes 10 or more three-pointers	6-0	155-15
GU makes 9 or less three-pointers	16-6	551-126
GU shoots above 75 FT percentage	11-2	293-54
GU shoots below 75 FT percentage	11-4	46-86
Games decided by 1-5 points	3-3	103-54
Games decided by 6-10 points	1-2	115-44
Games decided by 11-15 points	3-1	115-21
Games decided by 16 or more points	15-0	364-22
GU scores 50 or less	0-0	0-5
GU scores between 51-59	0-0	11-10
GU scores between 60-69	1-3	77-57
GU scores between 70-79	3-3	184-53
GU scores between 80-89	8-0	234-11
GU scores between 90-99	4-0	139-4
GU scores 100 or more	6-0	65-1
Opponent scores 50 or less	1-0	82-0
Opponent scores between 51-59	3-0	160-1
Opponent scores between 60-69	7-1	246-27
Opponent scores between 70-79	9-4	158-53
Opponent scores between 80-89	2-1	50-45
Opponent scores between 90-99	0-0	12-11
Opponent scores 100 or more	0-0	2-4
Vs. Top 25 Team	2-0	48-51
Vs. Top 10 Team	0-2	14-31
In November	5-1	126-20
In December	4-3	136-47
In January	7-1	178-19
In February	6-1	172-26
In March	0-0	100-26
In April	0-0	2-2
On Monday	1-1	71-11
On Tuesday	5-0	63-14
On Wednesday	3-0	52-12
On Thursday	5-1	173-27
On Friday	1-2	49-15
On Saturday	7-2	251-54
On Sunday	0-0	50-7

## WHEN WAS THE LAST TIME ...

### TEAM

#### Gonzaga Was Ranked (AP Poll)

No. 1	Mar. 14, 2022
Top 5 (2-5)	Nov. 14, 2022
Top 10 (6-10)	Dec. 11, 2023

#### Gonzaga Played a Ranked Opponent (AP Poll)

No. 1	vs. No. 1 Duke (89-87) on Nov. 21, 2018
Top 5	vs. No. 5 UConn (63-76) on Dec. 15, 2023
Top 10	vs. No. 9 UConn (54-82) on Mar. 25, 2023
Top 25	vs. No. 17 Kentucky (89-85) on Feb. 10, 2024

#### Gonzaga Beat a Ranked Opponent (AP Poll)

Top 5	vs. No. 4 Alabama (100-90) on Dec. 17, 2022
Top 10	vs. No. 7 UCLA (79-76) on Mar. 23, 2023
Top 25	vs. No. 17 Kentucky (89-85) on Feb. 10, 2024

#### 100 Points by a Team

By Gonzaga	102, vs. Pacific (2/17/24)
By Opponent	103 by North Carolina (12/15/18)

#### 30-39 Point Win

By Gonzaga	96-64, vs. Portland (2/7/24)
By Opponent	76-41, vs. Duke (12/19/09)

#### Overtime Game

Gonzaga Win	93-90 vs. UCLA (4/3/21)
Gonzaga Loss	78-70 at Saint Mary's (2/4/23)

#### Double Overtime Game

Gonzaga Win	90-86 vs. Stanford (1/31/07)
Gonzaga Loss	105-111 vs. Florida (11/24/17)

#### Won The Game In The Final Seconds

By Gonzaga	Julian Strawther three pointer at 7.2 seconds Gonzaga defeated UCLA 79-76 (3/23/23)
By Opponent	Roosevelt Jones layup at 0.2 seconds Butler defeated Gonzaga 64-63 (1/19/13)

#### Made Fewer Than 20 Field Goals

By Gonzaga	19, UCLA (11/22/23)
By Opponent	19, by Pepperdine (1/4/24)

#### Had 70+ Field Goal Attempts

By Gonzaga	79, vs. Arkansas-Pine Bluff (12/5/23)
By Opponent	70, by San Diego (1/20/24)

#### Made 10+ Three-Point Field Goals

By Gonzaga	10, at Loyola Marymount (2/15/24)
By Opponent	11, by Santa Clara (2/24/24)

#### Had 30+ Three-Point Field Goals Attempts

By Gonzaga	33, vs. Portland (2/7/24)
By Opponent	34, by Portland (2/7/24)

#### Shot 20 Percent or Less From 3-Point Line

By Gonzaga	.200 (2-of-20), vs. Santa Clara (1/11/24)
By Opponent	.125 (3-of-24), by Syracuse (11/21/23)

#### Made 5 or Fewer Free Throws

By Gonzaga	5, vs. Portland (2/7/24)
By Opponent	3, by Loyola Marymount (1/30/24)

#### Shot Over 90 Percent From The Foul Line

By Gonzaga	.909, (20-of-22), vs. Pacific (2/17/24)
By Opponent	.913, (21-of-23), by Pacific (2/17/24)

#### Shot 100 Percent From The Foul Line

By Gonzaga	19-of-19, Washington (12/5/18)
By Opponent	9-of-9, by CSU Bakersfield (11/28/23)

#### Had 20-29 Assists

By Gonzaga	21, at Portland (2/22/24)
By Opponent	21, by Santa Clara (11/11/24)

#### Had 20+ Turnovers

By Gonzaga	20, at Texas (11/16/22)
By Opponent	20, by Loyola Marymount (1/30/24)

#### Committed 10 or Fewer Turnovers

By Gonzaga	8, vs. Santa Clara (2/24/24)
By Opponent	2, by Portland (2/22/24)

### INDIVIDUAL

#### 30-39 Points by a Player

By Gonzaga	32, Anton Watson, vs. Santa Clara (1/11/24)
By Opp.	33, Will Johnston, Loyola Marymount (2/15/24)

#### Two Players Scored 20 or More Points

By Gonzaga	Graham Ike (26) & Nolan Hickman (20), vs. Santa Clara (2/24/24)
By Opp.	Reese Waters (22) & Jaedon LeDee (20), by San Diego State (12/29/23)

#### 10+ Field Goals Made by a Player

By Gonzaga	11, Graham Ike, at Loyola Marymount (2/15/24)
By Opp.	12, Will Johnston, Loyola Marymount (2/15/24)

#### 20-29 Field Goal Attempts by a Player

By Gonzaga	24, Drew Timme, vs. UCLA (3/23/23)
By Opp.	21, Will Johnston, Loyola Marymount (2/15/24)

#### Player Shot .800 With 10+ Field Goals Attempts

By Gonzaga	9-of-11 (.818), Anton Watson, vs. Portland (2/7/24)
By Opp.	8-of-10 (.800), Anthony Crump, Northern Illinois (12/12/22)

#### 5+ 3pt Field Goals Made by a Player

By Gonzaga	5, Nolan Hickman, vs. Santa Clara (2/24/24)
By Opp.	5, Tyler Robertson, Portland (2/22/24)

#### 10+ 3pt Field Goal Attempts by a Player

By Gonzaga	10, Nolan Hickman, at Pepperdine (1/18/24)
By Opp.	11, Will Johnston, Loyola Marymount (2/15/24)

#### 10+ Free Throws Made by a Player

By Gonzaga	10, Graham Ike, vs. San Francisco (1/25/24)
By Opp.	11, Logan Johnson, Saint Mary's (2/25/23)

#### 10+ Free Throws Attempted by a Player

By Gonzaga	11, Graham Ike, vs. San Francisco (1/25/24)
By Opp.	13, Houston Mallette, Pepperdine (1/4/24)

#### 15+ Free Throws Attempted by a Player

By Gonzaga	15, Filip Petrushev, Loyola Marymount (2/6/20)
By Opp.	15, Logan Johnson, Saint Mary's (2/25/23)

#### Player Shot 1.000 With 10+ Free Throw Attempts

By Gonzaga	10-of-10, Zach Norvell Jr., Idaho State (11/6/18)
By Opp.	11-of-11, Jordan Ford, Saint Mary's (3/10/20)

#### 10+ Rebounds by a Player

By Gonzaga	14, Graham Ike, at Portland (2/22/24)
By Opp.	11, Joshua Jefferson, Saint Mary's (2/3/24)

#### 15+ Rebounds by a Player

By Gonzaga	17, Drew Timme, Kent State (12/5/22)
By Opp.	15, Oscar Tshiebw, Kentucky (11/20/22)

#### Two Players with 10 or More Rebounds

By Gonzaga	Graham Ike (12), Ben Gregg (10), & Anton Watson (10), vs. Saint Mary's (2/3/24)
By Opp.	11, Mitchel Saxen & 10, Kyle Bowen, Saint Mary's (2/4/23)

#### 5+ Offensive Rebounds by a Player

By Gonzaga	6, Graham Ike, at Portland (2/22/24)
By Opp.	5, Christoph Tilly, Santa Clara (2/24/24)

#### 10+ Assists by a Player

By Gonzaga	10, Ryan Nemphard, vs. Pacific (2/17/24)
By Opp.	10, Andre Jackson Jr., UConn (3/25/23)

#### 5+ Blocked Shots by a Player

By Gonzaga	7, Chet Holmgren, vs. Georgia State (3/17/22)
By Opp.	5, Franck Kepnang, Washington (12/9/23)

#### 5+ Steals by a Player


By Gonzaga	6, Anton Watson, vs. Santa Clara (1/11/24)
By Opp.	5, Jevon Porter, Pepperdine (1/4/24)

#### Double-Double by a Player

By Gonzaga	20/14, Graham Ike, at Portland (2/22/24)
By Opp.	16/11, Joshua Jefferson, Saint Mary's (2/3/24)




## 2023-24 SEASON AND CAREER HIGHS



22, vs. CSU Bakersfield, 11/28/23	<b>Points</b>	30, Baylor, 3/19/23	
7, 2x, last at Portland, 2/22/24	<b>Rebounds</b>	11, 2x, last at DePaul, 3/4/23	
12, at San Diego, 1/20/24	<b>Assists</b>	12, 2x, last at San Diego, 1/20/24	
4, vs. San Diego, 1/6/24	<b>Steals</b>	4, 2x, last vs. San Diego, 1/6/24	
1, vs. Arkansas-Pine Bluff, 12/5/23	<b>Blocks</b>	1, 5x, last vs. Arkansas-PB, 12/5/23	
<b>SEASON</b> 40, 9x, last at Kentucky, 2/10/24	<b>Minutes</b>	47, at Providence, 2/14/23	<b>CAREER</b>

0


**RYLAN NEMBHARD** JR | G | 6-0 | 175 | Aurora, ON | Montverde Academy



	<b>Points</b>	33, vs. North Dakota St., 12/3/22	
	<b>Rebounds</b>	9, at Idaho St., 1/24/22	
	<b>Assists</b>	6, vs. Walla Walla, 11/15/21	
	<b>Steals</b>	3, 6x, last vs. Walla Walla, 11/15/21	
	<b>Blocks</b>	4, at Portland St., 12/30/21	
<b>SEASON</b>	<b>Minutes</b>	43, vs. Montana St., 2/17/22	<b>CAREER</b>

2


**STEELE VENTERS** RJR | G | 6-7 | 195 | Ellensburg, WA | Eastern Washington



7, 3x, last vs. Portland, 2/7/24	<b>Points</b>	7, 3x, last vs. Portland, 2/7/24	
5, vs. Portland, 2/7/24	<b>Rebounds</b>	5, vs. Portland, 2/7/24	
3, vs. Arkansas-Pine Bluff, 12/5/23	<b>Assists</b>	3, vs. Arkansas-Pine Bluff, 12/5/23	
2, vs. Mississippi Valley St., 12/11/23	<b>Steals</b>	2, vs. Mississippi Valley St., 12/11/23	
1, at Portland, 2/22/24	<b>Blocks</b>	1, at Portland, 2/22/24	
<b>SEASON</b> 21, 2x, last vs. MVST, 12/11/23	<b>Minutes</b>	21, 2x, last vs. MVST, 12/11/23	<b>CAREER</b>

3


**LUKA KRAJNOVIC** FR | G | 6-5 | 185 | Zagreb, Croatia | KK Bosco



15, USC, 12/2/23	<b>Points</b>	15, USC, 12/2/23	
8, UCLA, 11/22/23	<b>Rebounds</b>	8, UCLA, 11/22/23	
5, 2x, last at San Diego, 1/20/24	<b>Assists</b>	5, 2x, last at San Diego, 1/20/24	
2, 5x, last vs. LMU, 1/30/24	<b>Steals</b>	2, 5x, last vs. LMU, 1/30/24	
2, 3x, last at LMU, 2/15/24	<b>Blocks</b>	2, 3x, last at LMU, 2/15/24	
<b>SEASON</b> 40, UCLA, 11/22/23	<b>Minutes</b>	40, UCLA, 11/22/23	<b>CAREER</b>

4


**DUSTY STROMER** FR | G | 6-6 | 192 | Sherman Oaks, CA | Notre Dame



	<b>Points</b>		
	<b>Rebounds</b>		
	<b>Assists</b>		
	<b>Steals</b>		
	<b>Blocks</b>		
<b>SEASON</b>	<b>Minutes</b>		<b>CAREER</b>

10


**JOAQUIM ARAUZMOORE** FR | G | 6-1 | 170 | Ross, CA | Branson



24, vs. LMU, 1/30/24	<b>Points</b>	24, vs. LMU, 1/30/24	
6, at Portland, 2/22/24	<b>Rebounds</b>	7, Kent State, 12/5/22	
5, 4x, last vs. Santa Clara, 2/24/24	<b>Assists</b>	8, Baylor, 12/2/22	
3, 2x, last vs. San Diego, 1/6/24	<b>Steals</b>	3, 5x, last vs. San Diego, 1/6/24	
2, 2x, last at San Diego, 1/20/24	<b>Blocks</b>	2, 4x, last at San Diego, 1/20/24	
<b>SEASON</b> 40, 5x, last at Pacific, 1/27/24	<b>Minutes</b>	40, 5x, last at Pacific, 1/27/24	<b>CAREER</b>

11

**NOLAN HICKMAN** JR | G | 6-2 | 183 | Seattle, WA | Wasatch Academy



26, vs. Santa Clara, 2/24/24	<b>Points</b>	35, vs. Denver, 12/2/21	
14, 2x, last at Portland, 2/22/24	<b>Rebounds</b>	18, at San Jose St., 2/12/22	
3, 3x, last at Portland, 2/22/24	<b>Assists</b>	3, 7x, last at Portland, 2/22/24	
4, Syracuse, 11/21/23	<b>Steals</b>	4, 2x, last Syracuse, 11/21/23	
2, 4x, last vs. Pacific, 2/17/24	<b>Blocks</b>	2, 5x, last vs. Pacific, 2/17/24	
<b>SEASON</b> 35, vs. Saint Mary's, 2/3/24	<b>Minutes</b>	40, 2x, last at Colo St., 2/23/22	<b>CAREER</b>

13

**GRAHAM IKE** RJR | F | 6-9 | 240 | Aurora, CO | Wyoming



4, 2x, last vs. Pacific, 2/17/24	<b>Points</b>	4, 2x, last vs. Pacific, 2/17/24	
3, vs. Arkansas-Pine Bluff, 12/5/23	<b>Rebounds</b>	3, vs. Arkansas-Pine Bluff, 12/5/23	
1, 2x, last vs. San Diego, 1/6/24	<b>Assists</b>	1, 2x, last vs. San Diego, 1/6/24	
1, vs. Pepperdine, 1/4/24	<b>Steals</b>	1, vs. Pepperdine, 1/4/24	
2, vs. Eastern Oregon, 11/14/23	<b>Blocks</b>	2, vs. Eastern Oregon, 11/14/23	
<b>SEASON</b> 8, 2x, last vs. Ark-PB, 12/5/23	<b>Minutes</b>	8, 2x, last vs. Ark-PB, 12/5/23	<b>CAREER</b>

14

**PAVLE STOSIC** FR | F | 6-9 | 215 | Niš, Serbia | Casademont Zaragoza

## CAREER SUPERLATIVES

PLAYED/STARTED	2023-24	CAREER STREAK
Anton Watson	28-28	144-87 64
Ben Gregg	28-12	99-12 12
Nolan Hickman	28-28	97-64 33
Ryan Nembhard	28-28	92-92 92
Steele Venters	-	84-67 -
Graham Ike	28-28	73-68 68
Dusty Stromer	28-15	28-15 -
Braden Huff	28-0	28-0 -
Joe Few	12-0	25-0 -
Jun Seok Yeo	22-1	22-1 -
Colby Brooks	11-0	19-0 -
Luka Krajnovic	13-0	13-0 -
Pavle Stosic	12-0	12-0 -

## DOUBLE-DIGIT GAMES

2023-24	CAREER
Anton Watson	24 68
Ryan Nembhard	21 62
Graham Ike	23 61
Steele Venters	55
Nolan Hickman	23 41
Ben Gregg	13 19
Braden Huff	14 14
Dusty Stromer	4 4
Jun Seok Yeo	1 1

## Rebounds

2023-24	CAREER
Graham Ike	7 22
Anton Watson	8 20
Ryan Nembhard	4
Ben Gregg	2 2

## 20+ POINTS

2023-24	CAREER
Graham Ike	13 29
Steele Venters	19
Ryan Nembhard	2 9
Anton Watson	5 6
Nolan Hickman	3 4
Braden Huff	3 3
Ben Gregg	1 1

## 8+ REBOUNDS

2023-24	CAREER
Graham Ike	10 38
Anton Watson	11 31
Ben Gregg	7 8
Steele Venters	7
Ryan Nembhard	5
Braden Huff	2 2
Dusty Stromer	1 1

## 5+ ASSISTS

2023-24	CAREER
Ryan Nembhard	22 57
Nolan Hickman	4 11
Anton Watson	2 7
Steele Venters	4
Ben Gregg	2 2
Dusty Stromer	2 2

## 3+ BLOCKS

2023-24	CAREER
Ben Gregg	1 3
Braden Huff	2 2
Anton Watson	1
Steele Venters	1

## 3+ STEALS

2023-24	CAREER
Anton Watson	7 26
Ryan Nembhard	3 9
Steele Venters	6
Ben Gregg	5 5
Nolan Hickman	1 4
Graham Ike	2 3
Braden Huff	1 1
Joe Few	1 1








	3, vs. Eastern Oregon, 11/14/23	<b>Points</b>	3, vs. Eastern Oregon, 11/14/23
	2, vs. Mississippi Valley St., 12/11/23	<b>Rebounds</b>	2, 2x, last vs. MVST, 12/11/23
	2, 3x, last vs. MVST, 12/11/23	<b>Assists</b>	2, 3x, last vs. MVST, 12/11/23
	3, vs. Eastern Oregon, 11/14/23	<b>Steals</b>	3, vs. Eastern Oregon, 11/14/23
	1, vs. Eastern Oregon, 11/14/23	<b>Blocks</b>	1, vs. Eastern Oregon, 11/14/23
<b>SEASON</b>	14, vs. Eastern Oregon, 11/14/23	<b>Minutes</b>	14, vs. Eastern Oregon, 11/14/23 <b>CAREER</b>

15

**JOE FEW** JR | G | 6-0 | 170 | Spokane, WA | Gonzaga Prep

	10, vs. Arkansas-Pine Bluff, 12/5/23	<b>Points</b>	10, vs. Arkansas-Pine Bluff, 12/5/23
	7, vs. Eastern Oregon, 11/14/23	<b>Rebounds</b>	7, vs. Eastern Oregon, 11/14/23
	4, vs. Eastern Oregon, 11/14/23	<b>Assists</b>	4, vs. Eastern Oregon, 11/14/23
	1, 2x, last vs. Portland, 2/7/24	<b>Steals</b>	1, 2x, last vs. Portland, 2/7/24
	2, vs. Mississippi Valley St., 12/11/23	<b>Blocks</b>	2, vs. Mississippi Valley St., 12/11/23
<b>SEASON</b>	23, vs. Miss. Valley St., 12/11/23	<b>Minutes</b>	23, vs. Miss. Valley St., 12/11/23 <b>CAREER</b>

21

**JUN SEOK YEO** SO | F | 6-8 | 215 | Seoul, South Korea | Korea University

	32, 2x, last vs. Santa Clara, 1/11/24	<b>Points</b>	32, 2x, last vs. Santa Clara, 1/11/24
	13, 4x, last Washington, 12/9/23	<b>Rebounds</b>	13, 5x, last Washington, 12/9/23
	6, vs. Jackson State, 12/20/23	<b>Assists</b>	8, vs. Pepperdine, 12/31/22
	6, vs. Santa Clara, 1/11/24	<b>Steals</b>	6, vs. Santa Clara, 1/11/24
	2, 3x, last vs. Pacific, 2/17/24	<b>Blocks</b>	3, NW St., 12/21/20
<b>SEASON</b>	10, 4x, last vs. Saint Mary's, 2/3/24	<b>Minutes</b>	40, 4x, last vs. Saint Mary's, 2/3/24 <b>CAREER</b>

22

**ANTON WATSON** GR | F | 6-8 | 228 | Spokane, WA | Gonzaga Prep


	5, at San Diego, 1/20/24	<b>Points</b>	7, vs. Eastern Oregon, 12/28/22
	7, vs. Eastern Oregon, 11/14/23	<b>Rebounds</b>	7, vs. Eastern Oregon, 11/14/23
	1, vs. Arkansas-Pine Bluff, 12/5/23	<b>Assists</b>	1, vs. Arkansas-Pine Bluff, 12/5/23
		<b>Steals</b>	1, 2x, last at LMU, 2/16/23
		<b>Blocks</b>	3, North Florida, 11/7/22
<b>SEASON</b>	10, vs. Eastern Oregon, 11/14/23	<b>Minutes</b>	10, vs. Eastern Oregon, 11/14/23 <b>CAREER</b>

25

**COLBY BROOKS** RJR | F | 6-7 | 215 | Los Angeles, CA | Loyola

	22, vs. San Diego, 1/6/24	<b>Points</b>	22, vs. San Diego, 1/6/24
	11, at San Diego, 1/20/24	<b>Rebounds</b>	11, at San Diego, 1/20/24
	5, 2x, last vs. Santa Clara, 2/24/24	<b>Assists</b>	5, 2x, last vs. Santa Clara, 2/24/24
	4, vs. San Diego, 1/6/24	<b>Steals</b>	4, vs. San Diego, 1/6/24
	3, vs. LMU, 1/30/24	<b>Blocks</b>	3, 3x, last vs. LMU, 1/30/24
<b>SEASON</b>	37, at Pacific, 1/27/24	<b>Minutes</b>	37, at Pacific, 1/27/24 <b>CAREER</b>

33

**BEN GREGG** JR | F | 6-10 | 230 | Clackamas, OR | Clackamas

	26, at San Diego, 1/20/24	<b>Points</b>	26, at San Diego, 1/20/24
	9, 2x, last vs Jackson State, 12/20/23	<b>Rebounds</b>	9, 2x, last vs Jackson State, 12/20/23
	3, 2x, last vs. Portland, 2/7/24	<b>Assists</b>	3, 2x, last vs. Portland, 2/7/24
	3, vs. Mississippi Valley St., 12/11/23	<b>Steals</b>	3, vs. Mississippi Valley St., 12/11/23
	3, 2x, last at Portland, 2/22/24	<b>Blocks</b>	3, 2x, last at Portland, 2/22/24
<b>SEASON</b>	24, vs. Portland, 2/7/24	<b>Minutes</b>	24, vs. Portland, 2/7/24 <b>CAREER</b>

34

**BRADEN HUFF** RFR | F | 6-10 | 242 | Glen Ellyn, IL | Glenbard West

## DOUBLE-DOUBLE TRACKER

	2023-24	CAREER
Graham Ike	7	21
Anton Watson	8	15
Ryan Nembhard	3	7
Ben Gregg	1	1

## CURRENT STREAKS

Overall	Won 6
Unranked teams anywhere	Won 5
Ranked teams anywhere	Won 1
Home	Won 3
Home WCC	Won 3
Home non-conference	Lost 1
Home unranked non-conference	Lost 1
Home ranked teams	Won 5
Home unranked teams	Won 3
Road	Won 6
Road WCC	Won 5
Road ranked teams	Won 1
Road unranked teams	Won 5
Neutral	Lost 1
Neutral ranked teams	Lost 1
Neutral unranked teams	Won 19

## UNIFORM RECORDS

	2023-24	16-17	08-09
White	9-4	158-15	314-35
Gonzaga	7-1	132-11	288-31
ZAGS Throwback	2-3	26-4	26-4
Gray	3-1	9-2	9-2
Navy	5-1	45-4	94-26
Black	3-0	28-6	52-15
Teal	1-0	4-0	5-0
Royal Blue	1-0	1-0	1-0

## Consecutive Made Free Throws (active streak)

Braden Huff	9
Graham Ike	8
Luka Krajnovic	8
Colby Brooks	3
Nolan Hickman	2
Pavle Stosic	2
Steele Venters	2
Ben Gregg	1
Ryan Nembhard	1
Dusty Stromer	1
Jun Seok Yeo	1

## Consecutive Games with a Three-Point Field Goal

Nolan Hickman	6/10
Ben Gregg	2/8
Dusty Stromer	2/4
Steele Venters	0/18
Ryan Nembhard	0/7
Braden Huff	0/4
Anton Watson	0/4
Graham Ike	0/2
Jun Seok Yeo	0/1
Colby Brooks	0/1
Luka Krajnovic	0/1

\* First number is active streak, second is career longest streak





**2023-24 Gonzaga Men's Basketball**  
Gonzaga Team Game-by-Game Comparison (as of Feb 24, 2024)  
**All games**



Opponent	1st	2nd	Score	Mar	Total FG	FG Pct	3-Pointers	3FG Pct	Free Throws	FT Pct	Rebounds	Assist	T/Over	Block	Steal	Fouls	
YALE	47/42	39/29	86-71	+15	32-64/24-59	.500/.407	7-19/9-24	.368/.375	15-21/14-14	.714/1000	42/28	+14	13/15	10/11	0/1	9/8	16/20
EASTERN ORE.	63/30	60/27	123-57	+66	52-82/22-76	.634/.289	7-22/6-30	.318/.200	12-21/7-13	.571/.538	62/29	+33	23/5	11/13	7/2	7/7	15/19
Purdue	35/30	28/43	63-73	(10)	26-69/28-60	.377/.467	6-32/4-17	.188/.235	5-8/13-16	.625/.813	38/38	-	13/11	14/13	2/3	12/9	19/12
Syracuse	39/25	37/32	76-57	+19	30-64/23-64	.469/.359	7-20/3-24	.350/.125	9-12/8-10	.750/.800	48/28	+20	17/6	18/13	2/5	8/11	14/16
UCLA	38/34	31/31	69-65	+4	23-53/19-54	.434/.352	6-16/4-14	.375/.286	17-29/23-31	.586/.742	37/35	+2	11/9	12/10	4/3	3/5	25/26
CSU BAKERSFIELD	44/29	37/36	81-65	+16	30-57/25-62	.526/.403	5-14/6-19	.357/.316	16-20/9-9	.800/1000	38/27	+11	10/8	9/10	3/4	4/4	10/18
Southern California	44/37	45/39	89-76	+13	34-65/31-66	.523/.470	12-22/6-22	.545/.273	9-12/8-17	.750/.471	39/33	+6	17/12	13/10	4/3	6/6	17/14
ARK.-PINE BLUFF	59/30	52/41	111-71	+40	45-79/19-71	.570/.268	10-24/15-44	.417/.341	11-14/18-24	.786/.750	65/28	+37	28/15	15/8	6/3	5/5	17/17
Washington	48/42	25/36	73-78	(5)	26-61/25-55	.426/.455	5-18/7-20	.278/.350	16-20/21-25	.800/.840	28/36	(8)	11/11	12/19	4/6	9/3	22/13
MISSISSIPPI VAL.	38/18	40/22	78-40	+38	27-57/16-55	.474/.291	5-24/4-15	.208/.267	19-28/4-10	.679/.400	42/33	+9	21/8	8/18	6/1	11/7	14/19
UConn	34/45	29/31	63-76	(13)	23-59/29-52	.390/.558	2-12/7-17	.167/.412	15-21/11-15	.714/.733	32/26	+6	5/16	11/9	3/5	4/7	12/16
JACKSON ST.	41/29	59/47	100-76	+24	34-65/26-78	.523/.333	5-18/13-32	.278/.406	27-39/11-16	.692/.688	51/44	+7	20/17	8/8	6/2	7/4	15/24
SAN DIEGO ST.	37/38	37/46	74-84	(10)	25-59/32-64	.424/.500	5-19/8-25	.263/.320	19-25/12-16	.760/.750	35/33	+2	14/9	13/11	2/3	7/5	13/17
PEPPERDINE	45/27	41/33	86-60	+26	32-57/19-58	.561/.328	8-19/7-19	.421/.368	14-18/15-23	.778/.652	41/31	+10	18/12	14/12	4/3	4/6	23/18
SAN DIEGO	55/35	46/39	101-74	+27	39-69/29-66	.565/.439	10-23/9-23	.435/.391	13-21/7-13	.619/.538	39/36	+3	27/14	9/19	5/5	14/7	12/18
Santa Clara	34/40	42/37	76-77	(1)	32-67/29-65	.478/.446	2-20/9-28	.100/.321	10-14/10-14	.714/.714	31/44	(13)	8/21	10/18	2/2	11/6	15/14
Pepperdine	40/40	46/21	86-61	+25	36-64/22-56	.563/.393	8-20/6-18	.400/.333	6-12/11-14	.500/.786	42/26	+16	19/10	7/9	2/2	4/6	17/14
San Diego	54/27	51/36	105-63	+42	39-69/24-70	.565/.343	10-25/6-26	.400/.231	17-26/9-11	.654/.818	51/29	+22	28/12	8/10	5/2	7/5	13/19
SAN FRANCISCO	30/31	47/41	77-72	+5	24-52/25-64	.462/.391	7-21/11-33	.333/.333	22-34/11-14	.647/.786	32/41	(9)	12/10	7/15	3/2	9/4	14/25
Pacific	34/35	48/38	82-73	+9	28-53/25-53	.528/.472	8-22/6-16	.364/.375	18-26/17-22	.692/.773	34/20	+14	9/10	12/9	3/3	7/7	19/20
LMU (CA)	45/29	47/29	92-58	+34	36-61/23-62	.590/.371	7-15/9-24	.467/.375	13-17/3-4	.765/.750	30/33	(3)	19/6	5/20	9/0	12/3	8/14
SAINT MARY'S (CA)	34/33	28/31	62-64	(2)	24-55/25-55	.436/.455	3-14/7-18	.214/.389	11-15/7-13	.733/.538	36/30	+6	5/11	7/5	1/1	4/4	15/15
PORTLAND	50/23	46/41	96-64	+32	38-68/23-64	.559/.359	15-33/9-34	.455/.265	5-5/9-11	1000/.818	43/29	+14	21/9	6/7	1/0	4/1	17/11
Kentucky	42/32	47/53	89-85	+4	32-68/28-61	.471/.459	4-18/6-17	.222/.353	21-24/23-28	.875/.821	43/31	+12	15/10	10/8	6/10	6/8	18/18
LMU (CA)	47/46	44/28	91-74	+17	37-62/28-53	.597/.528	10-20/11-20	.500/.550	7-9/7-9	.778/.778	31/21	+10	19/13	7/12	7/1	7/4	14/14
PACIFIC	47/34	55/42	102-76	+26	37-56/25-61	.661/.410	8-20/5-17	.400/.294	20-22/21-23	.909/.913	31/23	+8	17/10	11/12	8/0	7/7	19/17
Portland	43/30	43/35	86-65	+21	35-69/23-62	.507/.371	8-23/8-19	.348/.421	8-10/11-21	.800/.524	50/29	+21	21/14	6/2	7/2	1/1	18/11
SANTA CLARA	52/46	42/35	94-81	+13	34-60/31-68	.567/.456	8-16/11-27	.500/.407	18-26/8-11	.692/.727	34/35	(1)	17/13	8/12	2/3	7/5	14/21

Note: Game totals are displayed in the format TEAM/OPPONENT for each category

	POINTS BREAKDOWN								GAME TRENDS	
	Off Turnovers	2nd Chance	In Paint	Fast Break	Bench	Ties	Leads	Largest Deficit		
Nov. 10 - Yale	13-8	20-8	44-20	14-11	25-22	8	8	18 (38-56   16:27, 2nd)	Dec. 15 - UConn	
Nov. 14 - Eastern Oregon	22-6	21-6	84-18	24-5	58-36	0	0			
Nov. 20 - Purdue	19-13	10-9	30-44	14-11	10-14	2	4	<b>Largest Deficit Overcome</b>		
Nov. 21 - Syracuse	15-17	25-8	44-36	18-4	15-7	0	0	13 (25-38   2:28, 1st)	Jan. 11 - Santa Clara	
Nov. 22 - UCLA	15-10	18-10	22-24	11-5	9-17	0	6	- GU regained lead 58-56 (11:37, 2nd)		
Nov. 28 - CSU Bakersfield	13-13	14-13	38-26	17-4	14-17	0	0			
Dec. 2 - USC	15-10	14-18	40-46	21-8	26-17	0	0	<b>Largest Deficit Overcome in Win</b>		
Dec. 5 - Arkansas Pine Bluff	9-17	21-4	60-8	28-19	49-9	0	0	10 (6-16   15:33, 1st)	Nov. 10 - Yale	
Dec. 9 - Washington	15-8	9-11	32-34	11-15	13-11	5	3	- GU regained lead 22-21 (10:19, 1st)		
Dec. 11 - Mississippi Valley St	24-9	10-11	36-20	12-2	39-11	0	0			
Dec. 15 - UConn	8-17	15-8	40-42	7-6	7-17	0	0	<b>Games Trailed at Half</b>		
Dec. 20 - Jackson State	9-11	17-13	50-14	16-10	31-15	0	2	34-45	Dec. 15 - UConn	
Dec. 29 - San Diego State	19-21	11-10	36-40	14-12	11-32	8	6	37-38	Dec. 29 - San Diego State	
Jan. 4 - Pepperdine	13-10	10-7	44-18	14-3	21-14	1	1	34-40	Jan. 11 - Santa Clara	
Jan. 6 - San Diego	27-6	13-18	52-32	21-4	35-9	2	0	30-34	Jan. 25 - San Francisco	
Jan. 11 - Santa Clara	12-11	12-15	48-34	11-10	14-19	9	6	34-35	Jan. 27 - Pacific	
Jan. 18 - Pepperdine	8-6	7-5	42-22	5-9	17-18	5	8			
Jan. 20 - San Diego	12-8	15-6	54-30	32-9	47-22	3	3			
Jan. 25 - San Francisco	19-8	5-15	28-24	20-7	4-14	8	15			
Jan. 27 - Pacific	16-16	12-8	38-32	11-8	6-19	4	8			
Jan. 30 - Loyola Marymount	29-2	12-13	56-16	10-2	20-26	0	2			
Feb. 3 - Saint Mary's	4-11	15-8	36-28	1-4	2-2	2	13			
Feb. 7 - Portland	14-5	6-8	34-24	12-2	42-11	0	0			
Feb. 10 - Kentucky	13-8	15-16	50-40	5-12	12-21	2	5			
Feb. 15 - Loyola Marymount	23-8	23-6	44-26	12-2	2-13	2	8			
Feb. 17 - Pacific	16-13	13-17	48-32	20-6	26-38	0	0			
Feb. 22 - Portland	6-9	15-10	48-28	11-3	13-19	0	0			
Feb. 24 - Santa Clara	21-13	14-13	44-36	19-9	12-31	7	9			
TOTALS	426-295	369-294	1222-794	411-202	580-500					
AVERAGE PER GAME	15.2-10.5	13.2-10.5	43.6-28.4	14.7-7.2	20.7-17.9					





2023-24 Gonzaga Men's Basketball  
Points-rebounds-assists  
All games

Page 1/2  
as of Feb 25, 2024

Opponent	Date	Score	0	3	4	11	13	14	15	21	22	25	33
			NEMBARD,R	KRAJNOVIC,	STROMER,DU	HICKMAN,NO	IKE,GRAHAM	STOSIC,PAV	FEW,JOE	YEO,JUN SE	WATSON,ANT	BROOKS,COL	GREGG,BEN
Yale	11/10/2023	86-71 W	16-4-7	0-0-0	8-3-1	15-2-3	11-3-0	DNP	DNP	0-0-0	11-12-2	DNP	6-5-0
Eastern Ore.	11/14/2023	123-57 W	6-4-3	7-4-2	2-2-1	12-4-5	25-11-3	2-0-0	3-1-2	9-7-4	20-6-2	4-7-0	10-6-1
vs Purdue	11/20/2023	63-73 L	11-3-6	2-0-0	9-6-1	11-1-2	14-7-0	DNP	DNP	0-0-0	8-2-4	DNP	2-6-0
vs Syracuse	11/21/2023	76-57 W	11-5-7	1-3-0	3-5-3	19-2-0	16-14-1	0-0-1	0-0-0	0-0-0	12-13-3	DNP	5-2-1
vs UCLA	11/22/2023	69-65 W	12-3-4	DNP	2-8-0	11-0-2	3-5-2	DNP	DNP	5-1-0	32-7-2	DNP	4-8-0
CSU Bakersfield	11/28/2023	81-65 W	22-2-5	DNP	10-3-0	13-3-0	11-6-2	DNP	DNP	2-1-0	11-13-2	DNP	0-0-0
vs Southern California	12/02/2023	89-76 W	15-2-7	DNP	15-5-2	10-3-4	14-10-1	DNP	DNP	0-0-0	9-5-1	DNP	14-8-2
Ark.-Pine Bluff	12/05/2023	111-71 W	7-7-6	7-3-3	8-4-4	13-3-5	17-9-2	4-3-0	0-0-2	10-4-0	15-7-4	3-2-1	8-8-1
at Washington	12/09/2023	73-78 L	12-3-7	DNP	0-3-0	17-0-1	18-6-1	DNP	DNP	2-1-1	13-13-1	DNP	11-1-0
Mississippi Val.	12/11/2023	78-40 W	6-4-5	3-1-1	7-2-5	5-5-3	13-8-0	2-2-0	0-2-2	6-4-0	8-4-3	0-0-0	11-4-1
vs UConn	12/15/2023	63-76 L	15-6-2	DNP	8-6-0	8-1-3	5-5-0	DNP	DNP	0-0-0	20-4-0	DNP	6-4-0
Jackson St.	12/20/2023	100-76 W	11-5-6	DNP	8-6-2	18-1-3	22-11-1	2-0-0	0-0-0	6-3-0	10-8-6	0-1-0	6-5-1
San Diego St.	12/29/2023	74-84 L	15-5-9	DNP	5-4-1	7-4-1	20-10-0	DNP	DNP	0-0-0	16-4-3	DNP	9-2-0
Pepperdine	01/04/2024	86-60 W	10-2-7	DNP	6-5-1	14-4-3	20-7-1	0-1-0	0-0-1	0-2-0	15-6-3	2-0-0	8-7-1
San Diego	01/06/2024	101-74 W	18-6-9	DNP	5-2-3	17-1-4	19-8-0	0-0-1	0-0-0	4-0-1	7-5-4	0-1-0	22-7-2
at Santa Clara	01/11/2024	76-77 L	21-4-5	DNP	0-2-0	4-2-2	5-3-0	DNP	DNP	DNP	32-9-1	DNP	0-5-0
at Pepperdine	01/18/2024	86-61 W	5-5-8	DNP	6-3-0	19-3-1	24-7-3	DNP	0-0-0	2-0-0	16-8-2	DNP	5-10-4
at San Diego	01/20/2024	105-63 W	12-3-12	DNP	11-5-5	13-1-2	6-6-0	0-1-0	2-0-0	3-4-0	12-10-3	5-3-0	15-11-5
San Francisco	01/25/2024	77-72 W	13-1-6	DNP	4-3-0	11-2-1	22-7-1	DNP	DNP	0-0-0	15-7-3	DNP	12-5-1
at Pacific	01/27/2024	82-73 W	12-4-1	DNP	0-1-0	19-3-4	20-3-1	DNP	DNP	DNP	12-11-3	DNP	13-8-0
LMU (CA)	01/30/2024	92-58 W	7-2-4	6-0-0	2-4-1	24-3-5	20-2-2	0-1-0	0-1-1	2-1-0	10-5-4	0-0-0	11-5-1
Saint Mary's (CA)	02/03/2024	62-64 L	18-1-1	0-0-0	0-0-0	7-0-2	12-12-0	DNP	DNP	DNP	16-10-2	DNP	7-10-0
Portland	02/07/2024	96-64 W	10-4-6	7-5-1	8-7-2	12-1-2	7-7-0	0-0-0	DNP	2-1-0	20-5-4	0-1-0	5-4-3
at Kentucky	02/10/2024	89-85 W	6-5-9	0-1-0	0-4-0	17-5-0	23-5-1	DNP	DNP	DNP	17-7-5	DNP	14-5-0
at LMU (CA)	02/15/2024	91-74 W	16-2-11	0-0-0	0-0-0	22-1-3	23-4-2	DNP	DNP	DNP	13-11-2	DNP	15-7-1
Pacific	02/17/2024	102-76 W	18-5-10	4-0-1	1-1-1	16-2-4	21-6-1	4-2-0	0-1-0	0-1-0	17-3-0	0-0-0	4-4-0
at Portland	02/22/2024	86-65 W	8-7-7	2-2-0	7-4-1	19-6-3	20-14-3	0-0-0	0-0-0	0-0-0	13-6-2	0-1-0	13-4-4
Santa Clara	02/24/2024	94-81 W	17-6-6	DNP	10-4-0	20-1-5	26-7-0	DNP	DNP	DNP	13-5-1	DNP	6-6-5

Opponent	Date	Score	34
			HUFF,BRADE
Yale	11/10/2023	86-71 W	19-9-0
Eastern Ore.	11/14/2023	123-57 W	23-6-0
vs Purdue	11/20/2023	63-73 L	6-6-0
vs Syracuse	11/21/2023	76-57 W	9-3-1
vs UCLA	11/22/2023	69-65 W	0-2-1
CSU Bakersfield	11/28/2023	81-65 W	12-4-1
vs Southern California	12/02/2023	89-76 W	12-2-0
Ark.-Pine Bluff	12/05/2023	111-71 W	19-7-0
at Washington	12/09/2023	73-78 L	0-0-0
Mississippi Val.	12/11/2023	78-40 W	17-4-1
vs UConn	12/15/2023	63-76 L	1-2-0
Jackson St.	12/20/2023	100-76 W	17-9-1
San Diego St.	12/29/2023	74-84 L	2-1-0
Pepperdine	01/04/2024	86-60 W	11-4-1
San Diego	01/06/2024	101-74 W	9-5-3
at Santa Clara	01/11/2024	76-77 L	14-5-0
at Pepperdine	01/18/2024	86-61 W	9-2-1
at San Diego	01/20/2024	105-63 W	26-5-1
San Francisco	01/25/2024	77-72 W	0-4-0
at Pacific	01/27/2024	82-73 W	6-4-0
LMU (CA)	01/30/2024	92-58 W	10-5-1
Saint Mary's (CA)	02/03/2024	62-64 L	2-1-0
Portland	02/07/2024	96-64 W	25-7-3
at Kentucky	02/10/2024	89-85 W	12-3-0
at LMU (CA)	02/15/2024	91-74 W	2-1-0
Pacific	02/17/2024	102-76 W	17-6-0
at Portland	02/22/2024	86-65 W	4-3-1
Santa Clara	02/24/2024	94-81 W	2-0-0







**2023-24 Gonzaga Men's Basketball  
Season Schedule/Results & Leaders  
All games**

Page 1/2  
as of Feb 25, 2024

**Game Records**

Record	Overall	Home	Away	Neutral
ALL GAMES	22-6	13-2	6-2	3-2
CONFERENCE	12-2	7-1	5-1	0-0
NON-CONFERENCE	10-4	6-1	1-1	3-2

**Team Results**

Date	Opponent		Score	Att.	High Points	High Rebounds
11/10/2023	Yale	W	86-71	6000	(19) HUFF, Braden	(12) WATSON, Anton
11/14/2023	Eastern Ore.	W	123-57	6000	(25) IKE, Graham	(11) IKE, Graham
11/20/2023	vs Purdue	L	63-73	4838	(14) IKE, Graham	(7) IKE, Graham
11/21/2023	vs Syracuse	W	76-57	3602	(19) HICKMAN, Nolan	(14) IKE, Graham
11/22/2023	vs UCLA	W	69-65	3757	(32) WATSON, Anton	(8) GREGG, Ben
						(8) STROMER, Dusty
11/28/2023	CSU Bakersfield	W	81-65	6000	(22) NEMBHARD, Ryan	(13) WATSON, Anton
12/02/2023	vs Southern California	W	89-76	8116	(15) NEMBHARD, Ryan	(10) IKE, Graham
					(15) STROMER, Dusty	
12/05/2023	Ark.-Pine Bluff	W	111-71	6000	(19) HUFF, Braden	(9) IKE, Graham
12/09/2023	at Washington	L	73-78	9294	(18) IKE, Graham	(13) WATSON, Anton
12/11/2023	Mississippi Val.	W	78-40	6000	(17) HUFF, Braden	(8) IKE, Graham
12/15/2023	vs UConn	L	63-76	16405	(20) WATSON, Anton	(6) NEMBHARD, Ryan
						(6) STROMER, Dusty
12/20/2023	Jackson St.	W	100-76	6000	(22) IKE, Graham	(11) IKE, Graham
12/29/2023	San Diego St.	L	74-84	6000	(20) IKE, Graham	(10) IKE, Graham
01/04/2024	Pepperdine	W	86-60	12015	(20) IKE, Graham	(7) IKE, Graham
						(7) GREGG, Ben
01/06/2024	San Diego	W	101-74	6000	(22) GREGG, Ben	(8) IKE, Graham
01/11/2024	at Santa Clara	L	76-77	4200	(32) WATSON, Anton	(9) WATSON, Anton
01/18/2024	at Pepperdine	W	86-61	3128	(24) IKE, Graham	(10) GREGG, Ben
01/20/2024	at San Diego	W	105-63	3007	(26) HUFF, Braden	(11) GREGG, Ben
01/25/2024	San Francisco	W	77-72	6000	(22) IKE, Graham	(7) WATSON, Anton
						(7) IKE, Graham
01/27/2024	at Pacific	W	82-73	3164	(20) IKE, Graham	(11) WATSON, Anton
01/30/2024	LMU (CA)	W	92-58	6000	(24) HICKMAN, Nolan	(5) WATSON, Anton
						(5) GREGG, Ben
						(5) HUFF, Braden
02/03/2024	Saint Mary's (CA)	L	62-64	6000	(18) NEMBHARD, Ryan	(12) IKE, Graham
02/07/2024	Portland	W	96-64	6000	(25) HUFF, Braden	(7) IKE, Graham
						(7) HUFF, Braden
						(7) STROMER, Dusty
02/10/2024	at Kentucky	W	89-85	20186	(23) IKE, Graham	(7) WATSON, Anton
02/15/2024	at LMU (CA)	W	91-74	2827	(23) IKE, Graham	(11) WATSON, Anton
02/17/2024	Pacific	W	102-76	6000	(21) IKE, Graham	(6) IKE, Graham
						(6) HUFF, Braden
02/22/2024	at Portland	W	86-65	3803	(20) IKE, Graham	(14) IKE, Graham
02/24/2024	Santa Clara	W	94-81	6000	(26) IKE, Graham	(7) IKE, Graham





2023-24 Gonzaga Men's Basketball  
Team High/Low Analysis  
All games

Page 1/4  
as of Feb 25, 2024

Gonzaga - Game Highs

POINTS	123		Eastern Ore. (11/14/2023)
	111		Ark.-Pine Bluff (12/05/2023)
	105		at San Diego (01/20/2024)
	102		Pacific (02/17/2024)
	101		San Diego (01/06/2024)
FIELD GOALS MADE	52		Eastern Ore. (11/14/2023)
	45		Ark.-Pine Bluff (12/05/2023)
FIELD GOAL ATTEMPTS	82		Eastern Ore. (11/14/2023)
	79		Ark.-Pine Bluff (12/05/2023)
FIELD GOAL PERCENTAGE	.661	(37-56)	Pacific (02/17/2024)
	.634	(52-82)	Eastern Ore. (11/14/2023)
3 PT FG MADE	15		Portland (02/07/2024)
	12		vs Southern California (N) (12/02/2023)
3 PT FG ATTEMPTS	33		Portland (02/07/2024)
	32		vs Purdue (N) (11/20/2023)
3 PT FG PERCENTAGE	.545	(12-22)	vs Southern California (N) (12/02/2023)
	.500	(10-20)	at LMU (CA) (02/15/2024)
	.500	(8-16)	Santa Clara (02/24/2024)
FREE THROWS MADE	27		Jackson St. (12/20/2023)
	22		San Francisco (01/25/2024)
FREE THROW ATTEMPTS	39		Jackson St. (12/20/2023)
	34		San Francisco (01/25/2024)
FREE THROW PERCENTAGE	1.000	(5-5)	Portland (02/07/2024)
	.909	(20-22)	Pacific (02/17/2024)
REBOUNDS	65		Ark.-Pine Bluff (12/05/2023)
	62		Eastern Ore. (11/14/2023)
ASSISTS	28		at San Diego (01/20/2024)
	28		Ark.-Pine Bluff (12/05/2023)
STEALS	14		San Diego (01/06/2024)
	12		LMU (CA) (01/30/2024)
	12		vs Purdue (N) (11/20/2023)
BLOCKED SHOTS	9		LMU (CA) (01/30/2024)
	8		Pacific (02/17/2024)
TURNOVERS	18		vs Syracuse (N) (11/21/2023)
	15		Ark.-Pine Bluff (12/05/2023)
FOULS	25		vs UCLA (N) (11/22/2023)
	23		Pepperdine (01/04/2024)



2023-24 Gonzaga Men's Basketball  
Team High/Low Analysis  
All games

Page 2/4  
as of Feb 25, 2024

Opponent - Game Highs

POINTS	85		at Kentucky (02/10/2024)
	84		San Diego St. (12/29/2023)
	81		Santa Clara (02/24/2024)
	78		at Washington (12/09/2023)
	77		at Santa Clara (01/11/2024)
FIELD GOALS MADE	32		San Diego St. (12/29/2023)
	31		Santa Clara (02/24/2024)
	31		vs Southern California (N) (12/02/2023)
FIELD GOAL ATTEMPTS	78		Jackson St. (12/20/2023)
	76		Eastern Ore. (11/14/2023)
FIELD GOAL PERCENTAGE	.558	(29-52)	vs UConn (N) (12/15/2023)
	.528	(28-53)	at LMU (CA) (02/15/2024)
3 PT FG MADE	15		Ark.-Pine Bluff (12/05/2023)
	13		Jackson St. (12/20/2023)
3 PT FG ATTEMPTS	44		Ark.-Pine Bluff (12/05/2023)
	34		Portland (02/07/2024)
3 PT FG PERCENTAGE	.550	(11-20)	at LMU (CA) (02/15/2024)
	.421	(8-19)	at Portland (02/22/2024)
FREE THROWS MADE	23		at Kentucky (02/10/2024)
	23		vs UCLA (N) (11/22/2023)
FREE THROW ATTEMPTS	31		vs UCLA (N) (11/22/2023)
	28		at Kentucky (02/10/2024)
FREE THROW PERCENTAGE	1.000	(14-14)	Yale (11/10/2023)
	1.000	(9-9)	CSU Bakersfield (11/28/2023)
REBOUNDS	44		at Santa Clara (01/11/2024)
	44		Jackson St. (12/20/2023)
ASSISTS	21		at Santa Clara (01/11/2024)
	17		Jackson St. (12/20/2023)
STEALS	11		vs Syracuse (N) (11/21/2023)
	9		vs Purdue (N) (11/20/2023)
BLOCKED SHOTS	10		at Kentucky (02/10/2024)
	6		at Washington (12/09/2023)
TURNOVERS	20		LMU (CA) (01/30/2024)
	19		San Diego (01/06/2024)
	19		at Washington (12/09/2023)
FOULS	26		vs UCLA (N) (11/22/2023)
	25		San Francisco (01/25/2024)





2023-24 Gonzaga Men's Basketball  
Team High/Low Analysis  
All games

Page 3/4  
as of Feb 25, 2024

Gonzaga - Game Lows

POINTS	62		Saint Mary's (CA) (02/03/2024)
	63		vs UConn (N) (12/15/2023)
	63		vs Purdue (N) (11/20/2023)
	69		vs UCLA (N) (11/22/2023)
	73		at Washington (12/09/2023)
FIELD GOALS MADE	23		vs UConn (N) (12/15/2023)
	23		vs UCLA (N) (11/22/2023)
FIELD GOAL ATTEMPTS	52		San Francisco (01/25/2024)
	53		at Pacific (01/27/2024)
	53		vs UCLA (N) (11/22/2023)
FIELD GOAL PERCENTAGE	.377	(26-69)	vs Purdue (N) (11/20/2023)
	.390	(23-59)	vs UConn (N) (12/15/2023)
3 PT FG MADE	2		at Santa Clara (01/11/2024)
	2		vs UConn (N) (12/15/2023)
3 PT FG ATTEMPTS	12		vs UConn (N) (12/15/2023)
	14		Saint Mary's (CA) (02/03/2024)
	14		CSU Bakersfield (11/28/2023)
3 PT FG PERCENTAGE	.100	(2-20)	at Santa Clara (01/11/2024)
	.167	(2-12)	vs UConn (N) (12/15/2023)
FREE THROWS MADE	5		Portland (02/07/2024)
	5		vs Purdue (N) (11/20/2023)
FREE THROW ATTEMPTS	5		Portland (02/07/2024)
	8		vs Purdue (N) (11/20/2023)
FREE THROW PERCENTAGE	.500	(6-12)	at Pepperdine (01/18/2024)
	.571	(12-21)	Eastern Ore. (11/14/2023)
REBOUNDS	28		at Washington (12/09/2023)
	30		LMU (CA) (01/30/2024)
ASSISTS	5		Saint Mary's (CA) (02/03/2024)
	5		vs UConn (N) (12/15/2023)
STEALS	1		at Portland (02/22/2024)
	3		vs UCLA (N) (11/22/2023)
BLOCKED SHOTS	0		Yale (11/10/2023)
	1		Portland (02/07/2024)
	1		Saint Mary's (CA) (02/03/2024)
TURNOVERS	5		LMU (CA) (01/30/2024)
	6		at Portland (02/22/2024)
	6		Portland (02/07/2024)
FOULS	8		LMU (CA) (01/30/2024)
	10		CSU Bakersfield (11/28/2023)



2023-24 Gonzaga Men's Basketball  
Team High/Low Analysis  
All games

Page 4/4  
as of Feb 25, 2024

Opponent - Game Lows

POINTS	40		Mississippi Val. (12/11/2023)
	57		vs Syracuse (N) (11/21/2023)
	57		Eastern Ore. (11/14/2023)
	58		LMU (CA) (01/30/2024)
	60		Pepperdine (01/04/2024)
FIELD GOALS MADE	16		Mississippi Val. (12/11/2023)
	19		Pepperdine (01/04/2024)
	19		Ark.-Pine Bluff (12/05/2023)
	19		vs UCLA (N) (11/22/2023)
FIELD GOAL ATTEMPTS	52		vs UConn (N) (12/15/2023)
	53		at LMU (CA) (02/15/2024)
	53		at Pacific (01/27/2024)
FIELD GOAL PERCENTAGE	.268	(19-71)	Ark.-Pine Bluff (12/05/2023)
	.289	(22-76)	Eastern Ore. (11/14/2023)
3 PT FG MADE	3		vs Syracuse (N) (11/21/2023)
	4		Mississippi Val. (12/11/2023)
	4		vs UCLA (N) (11/22/2023)
	4		vs Purdue (N) (11/20/2023)
3 PT FG ATTEMPTS	14		vs UCLA (N) (11/22/2023)
	15		Mississippi Val. (12/11/2023)
3 PT FG PERCENTAGE	.125	(3-24)	vs Syracuse (N) (11/21/2023)
	.200	(6-30)	Eastern Ore. (11/14/2023)
FREE THROWS MADE	3		LMU (CA) (01/30/2024)
	4		Mississippi Val. (12/11/2023)
FREE THROW ATTEMPTS	4		LMU (CA) (01/30/2024)
	9		at LMU (CA) (02/15/2024)
	9		CSU Bakersfield (11/28/2023)
FREE THROW PERCENTAGE	.400	(4-10)	Mississippi Val. (12/11/2023)
	.471	(8-17)	vs Southern California (N) (12/02/2023)
REBOUNDS	20		at Pacific (01/27/2024)
	21		at LMU (CA) (02/15/2024)
ASSISTS	5		Eastern Ore. (11/14/2023)
	6		LMU (CA) (01/30/2024)
	6		vs Syracuse (N) (11/21/2023)
STEALS	1		at Portland (02/22/2024)
	1		Portland (02/07/2024)
BLOCKED SHOTS	0		Pacific (02/17/2024)
	0		Portland (02/07/2024)
	0		LMU (CA) (01/30/2024)
TURNOVERS	2		at Portland (02/22/2024)
	5		Saint Mary's (CA) (02/03/2024)
FOULS	11		at Portland (02/22/2024)
	11		Portland (02/07/2024)



2023-24 Gonzaga Men's Basketball  
Player Highs Analysis  
All games

Page 1/4  
as of Feb 25, 2024

Gonzaga - Individual Game Highs

POINTS	32		Anton Watson at Santa Clara (01/11/2024)
	32		Anton Watson vs UCLA (N) (11/22/2023)
	26		Graham Ike vs Santa Clara (02/24/2024)
	26		Braden Huff at San Diego (01/20/2024)
	25		Braden Huff vs Portland (02/07/2024)
	25		Graham Ike vs Eastern Ore. (11/14/2023)
FIELD GOALS MADE	14		Anton Watson at Santa Clara (01/11/2024)
	14		Anton Watson vs UCLA (N) (11/22/2023)
FIELD GOAL ATTEMPTS	19		Graham Ike at LMU (CA) (02/15/2024)
	19		Ryan Nembhard at Santa Clara (01/11/2024)
FIELD GOAL PERCENTAGE (min 5 made)	1.000	(9-9)	Graham Ike vs Pacific (02/17/2024)
	.933	(14-15)	Anton Watson vs UCLA (N) (11/22/2023)
3 PT FG MADE	5		Nolan Hickman vs Santa Clara (02/24/2024)
	4		Nolan Hickman at Portland (02/22/2024)
	4		Nolan Hickman vs Pacific (02/17/2024)
	4		Nolan Hickman at LMU (CA) (02/15/2024)
	4		Nolan Hickman vs Portland (02/07/2024)
	4		Nolan Hickman vs LMU (CA) (01/30/2024)
	4		Ryan Nembhard vs San Diego (01/06/2024)
	4		Nolan Hickman vs Pepperdine (01/04/2024)
	4		Dusty Stromer vs Southern California (N) (12/02/2023)
3 PT FG ATTEMPTS	10		Nolan Hickman at Pepperdine (01/18/2024)
	9		Dusty Stromer vs Southern California (N) (12/02/2023)
	9		Ryan Nembhard vs Purdue (N) (11/20/2023)
3 PT FG PERCENTAGE (min 2 made)	1.000	(3-3)	Anton Watson vs UCLA (N) (11/22/2023)
	1.000	(2-2)	Dusty Stromer vs Santa Clara (02/24/2024)
	1.000	(2-2)	Ben Gregg vs Ark.-Pine Bluff (12/05/2023)
	1.000	(2-2)	Graham Ike vs Eastern Ore. (11/14/2023)
FREE THROWS MADE	10		Graham Ike vs San Francisco (01/25/2024)
	10		Graham Ike vs Jackson St. (12/20/2023)
FREE THROW ATTEMPTS	14		Graham Ike vs Jackson St. (12/20/2023)
	11		Graham Ike vs San Francisco (01/25/2024)
FREE THROW PERCENTAGE (min 3 made)	1.000	(6-6)	Nolan Hickman at Pacific (01/27/2024)
	1.000	(6-6)	Ben Gregg vs Mississippi Val. (12/11/2023)
	1.000	(6-6)	Ryan Nembhard vs UCLA (N) (11/22/2023)
	1.000	(5-5)	Ryan Nembhard vs Jackson St. (12/20/2023)
	1.000	(4-4)	Luka Krajnovic vs Pacific (02/17/2024)
	1.000	(4-4)	Nolan Hickman at LMU (CA) (02/15/2024)
	1.000	(4-4)	Nolan Hickman at Kentucky (02/10/2024)
	1.000	(4-4)	Ryan Nembhard at Kentucky (02/10/2024)
	1.000	(4-4)	Graham Ike vs Saint Mary's (CA) (02/03/2024)
	1.000	(4-4)	Ben Gregg vs San Francisco (01/25/2024)
	1.000	(4-4)	Anton Watson at Santa Clara (01/11/2024)
	1.000	(4-4)	Ben Gregg vs San Diego (01/06/2024)
	1.000	(4-4)	Graham Ike vs Pepperdine (01/04/2024)
	1.000	(4-4)	Ben Gregg vs San Diego St. (12/29/2023)
	1.000	(4-4)	Nolan Hickman vs Jackson St. (12/20/2023)
	1.000	(4-4)	Ben Gregg at Washington (12/09/2023)
	1.000	(4-4)	Ryan Nembhard at Washington (12/09/2023)
	1.000	(4-4)	Graham Ike vs Southern California (N) (12/02/2023)
	1.000	(3-3)	Braden Huff vs Pacific (02/17/2024)
	1.000	(3-3)	Anton Watson vs Pacific (02/17/2024)
REBOUNDS	14		Graham Ike at Portland (02/22/2024)
	14		Graham Ike vs Syracuse (N) (11/21/2023)



2023-24 Gonzaga Men's Basketball  
Player Highs Analysis  
All games

Page 3/4  
as of Feb 25, 2024

Opponent - Individual Game Highs

POINTS	33		Will Johnston at LMU (CA) (02/15/2024)
	28		Boogie Ellis vs Southern California (N) (12/02/2023)
	26		Joe French vs Ark.-Pine Bluff (12/05/2023)
	25		Ken Evans vs Jackson St. (12/20/2023)
	25		Zach Edey vs Purdue (N) (11/20/2023)
FIELD GOALS MADE	12		Will Johnston at LMU (CA) (02/15/2024)
	12		Boogie Ellis vs Southern California (N) (12/02/2023)
FIELD GOAL ATTEMPTS	21		Will Johnston at LMU (CA) (02/15/2024)
	21		Boogie Ellis vs Southern California (N) (12/02/2023)
FIELD GOAL PERCENTAGE (min 5 made)	1.000	(5-5)	Francisco Caffaro vs Santa Clara (02/24/2024)
	1.000	(5-5)	Vasilije Vucinic at Portland (02/22/2024)
3 PT FG MADE	8		Joe French vs Ark.-Pine Bluff (12/05/2023)
	7		Will Johnston at LMU (CA) (02/15/2024)
3 PT FG ATTEMPTS	12		Joe French vs Ark.-Pine Bluff (12/05/2023)
	12		Rashad Williams vs Ark.-Pine Bluff (12/05/2023)
3 PT FG PERCENTAGE (min 2 made)	1.000	(2-2)	Paul Mulcahy at Washington (12/09/2023)
	.800	(4-5)	John Poulakidas vs Yale (11/10/2023)
FREE THROWS MADE	9		Houston Mallette vs Pepperdine (01/04/2024)
	9		Jaedon LeDee vs San Diego St. (12/29/2023)
	9		Zach Edey vs Purdue (N) (11/20/2023)
FREE THROW ATTEMPTS	13		Houston Mallette vs Pepperdine (01/04/2024)
	12		Jaedon LeDee vs San Diego St. (12/29/2023)
FREE THROW PERCENTAGE (min 3 made)	1.000	(8-8)	Donovan Williams vs Pacific (02/17/2024)
	1.000	(8-8)	Kylen Milton vs Ark.-Pine Bluff (12/05/2023)
	1.000	(6-6)	Malik Thomas vs San Francisco (01/25/2024)
	1.000	(6-6)	Keion Brooks Jr. at Washington (12/09/2023)
	1.000	(6-6)	August Mahoney vs Yale (11/10/2023)
	1.000	(5-5)	Nick Blake vs Pacific (02/17/2024)
	1.000	(5-5)	Reed Sheppard at Kentucky (02/10/2024)
	1.000	(4-4)	Juan Sebastian Gorosito at Portland (02/22/2024)
	1.000	(4-4)	Moe Odum vs Pacific (02/17/2024)
	1.000	(4-4)	Zvonimir Ivisic at Kentucky (02/10/2024)
	1.000	(4-4)	Christoph Tilly at Santa Clara (01/11/2024)
	1.000	(4-4)	Jordan O'Neal vs Jackson St. (12/20/2023)
	1.000	(4-4)	Lazar Stefanovic vs UCLA (N) (11/22/2023)
	1.000	(4-4)	Casey Simmons vs Yale (11/10/2023)
	1.000	(3-3)	Vukasin Masic vs Portland (02/07/2024)
	1.000	(3-3)	Jaden Alexander vs CSU Bakersfield (11/28/2023)
	1.000	(3-3)	JJ Starling vs Syracuse (N) (11/21/2023)
REBOUNDS	14		Michael Ajayi vs Pepperdine (01/04/2024)
	14		Zach Edey vs Purdue (N) (11/20/2023)
ASSISTS	7		Justice Hill at LMU (CA) (02/15/2024)
	6		Moe Odum at Pacific (01/27/2024)
	6		Adama Bal at Santa Clara (01/11/2024)
	6		Dragos Lungu vs San Diego (01/06/2024)
	6		Isaiah Collier vs Southern California (N) (12/02/2023)
	6		Braden Smith vs Purdue (N) (11/20/2023)
STEALS	5		Jevon Porter vs Pepperdine (01/04/2024)
	5		Braden Smith vs Purdue (N) (11/20/2023)
BLOCKED SHOTS	5		Franck Kepnang at Washington (12/09/2023)
	4		Naheem McLeod vs Syracuse (N) (11/21/2023)
TURNOVERS	6		Deuce Turner vs San Diego (01/06/2024)
	6		Sahvir Wheeler at Washington (12/09/2023)





**2023-24 Gonzaga Men's Basketball**  
**Season/Career Statistics**  
**All games**

Page 1/1  
as of Feb 25, 2024

**Summary**

Player	Season Statistics										Career Statistics									
	GP-GS	MIN/G	FG%	3FG%	FT%	R/G	A/G	STL	BLK	PTS/G	GP-GS	MIN/G	FG%	3FG%	FT%	R/G	A/G	STL	BLK	PTS/G
BROOKS, Colby	11-0	3.5	.385	.000	.571	1.5	0.1	0	0	1.3	19-0	3.2	.542	.333	.667	1.3	0.1	2	0	1.8
FEW, Joe	12-0	4.5	.200	.000	.300	0.4	0.7	3	1	0.4	25-0	3.1	.071	.000	.333	0.6	0.5	3	1	0.2
GREGG, Ben	28-12	22.2	.516	.353	.758	5.6	1.2	34	19	8.6	99-12	12.2	.487	.353	.720	3.2	0.7	54	54	4.9
HICKMAN, Nolan	28-28	35.0	.460	.413	.860	2.3	2.6	30	11	14.0	97-64	26.4	.442	.370	.814	2.1	2.4	86	29	8.7
HUFF, Braden	28-0	14.2	.608	.328	.510	3.9	0.6	7	20	10.2	28-0	14.2	.608	.328	.510	3.9	0.6	7	20	10.2
IKE, Graham	28-28	23.4	.619	.357	.779	7.3	1.0	19	19	16.3	73-68	26.8	.557	.308	.731	8.0	1.1	47	32	16.9
KRAJNOVIC, Luka	13-0	8.9	.462	.286	.813	1.5	0.6	6	1	3.0	13-0	8.9	.462	.286	.813	1.5	0.6	6	1	3.0
NEMBHARD, Ryan	28-28	35.2	.440	.295	.729	3.9	6.3	32	1	12.5	92-92	34.6	.426	.327	.783	3.7	5.1	92	5	12.0
STOSIC, Pavle	12-0	3.7	.375	.000	.500	0.8	0.2	1	3	1.2	12-0	3.7	.375	.000	.500	0.8	0.2	1	3	1.2
STROMER, Dusty	28-15	24.8	.352	.333	.839	3.6	1.2	18	14	5.2	28-15	24.8	.352	.333	.839	3.6	1.2	18	14	5.2
WATSON, Anton	28-28	30.2	.601	.450	.649	7.4	2.6	44	20	14.8	144-87	23.1	.593	.309	.624	5.1	2.0	206	84	9.4
YEO, Jun Seok	22-1	7.6	.419	.143	.667	1.4	0.3	2	5	2.4	22-1	7.6	.419	.143	.667	1.4	0.3	2	5	2.4

**Scoring**

Player	Season Statistics								Career Statistics							
	FG-FGA	FG%	3FG-3FGA	3FG%	FT-FTA	FT%	PTS	PTS/G	FG-FGA	FG%	3FG-3FGA	3FG%	FT-FTA	FT%	PTS	PTS/G
BROOKS, Colby	5-13	.385	0-1	.000	4-7	.571	14	1.3	13-24	.542	1-3	.333	8-12	.667	35	1.8
FEW, Joe	1-5	.200	0-2	.000	3-10	.300	5	0.4	1-14	.071	0-6	.000	4-12	.333	6	0.2
GREGG, Ben	81-157	.516	30-85	.353	50-66	.758	242	8.6	170-349	.487	59-167	.353	85-118	.720	484	4.9
HICKMAN, Nolan	142-309	.460	66-160	.413	43-50	.860	393	14.0	313-708	.442	136-368	.370	79-97	.814	841	8.7
HUFF, Braden	121-199	.608	19-58	.328	25-49	.510	286	10.2	121-199	.608	19-58	.328	25-49	.510	286	10.2
IKE, Graham	182-294	.619	5-14	.357	88-113	.779	457	16.3	476-855	.557	8-26	.308	275-376	.731	1235	16.9
KRAJNOVIC, Luka	12-26	.462	2-7	.286	13-16	.813	39	3.0	12-26	.462	2-7	.286	13-16	.813	39	3.0
NEMBHARD, Ryan	131-298	.440	26-88	.295	62-85	.729	350	12.5	407-956	.426	112-343	.327	177-226	.783	1103	12.0
STOSIC, Pavle	6-16	.375	0-6	.000	2-4	.500	14	1.2	6-16	.375	0-6	.000	2-4	.500	14	1.2
STROMER, Dusty	45-128	.352	29-87	.333	26-31	.839	145	5.2	45-128	.352	29-87	.333	26-31	.839	145	5.2
WATSON, Anton	166-276	.601	18-40	.450	63-97	.649	413	14.8	534-900	.593	43-139	.309	241-386	.624	1352	9.4
YEO, Jun Seok	18-43	.419	3-21	.143	14-21	.667	53	2.4	18-43	.419	3-21	.143	14-21	.667	53	2.4

**Totals**

Player	Season Statistics									Career Statistics								
	O-REB	D-REB	TOTAL	PF	FO	A	TO	A/TO		O-REB	D-REB	TOTAL	PF	FO	A	TO	A/TO	
BROOKS, Colby	5	11	16	4	0	1	2	0.5		7	17	24	6	0	1	5	0.2	
FEW, Joe	0	5	5	5	0	8	2	4.0		2	12	14	7	0	12	2	6.0	
GREGG, Ben	39	118	157	56	0	34	21	1.6		101	217	318	155	2	69	54	1.3	
HICKMAN, Nolan	4	60	64	42	0	73	41	1.8		15	188	203	133	0	230	112	2.1	
HUFF, Braden	42	68	110	52	1	16	12	1.3		42	68	110	52	1	16	12	1.3	
IKE, Graham	67	136	203	73	2	28	44	0.6		174	411	585	226	7	80	176	0.5	
KRAJNOVIC, Luka	4	15	19	14	0	8	12	0.7		4	15	19	14	0	8	12	0.7	
NEMBHARD, Ryan	13	97	110	47	1	176	60	2.9		32	310	342	173	3	471	222	2.1	
STOSIC, Pavle	4	6	10	10	0	2	5	0.4		4	6	10	10	0	2	5	0.4	
STROMER, Dusty	29	73	102	56	0	34	26	1.3		29	73	102	56	0	34	26	1.3	
WATSON, Anton	69	137	206	63	0	72	41	1.8		246	490	736	325	5	281	163	1.7	
YEO, Jun Seok	9	21	30	23	0	6	8	0.8		9	21	30	23	0	6	8	0.8	

## STARTERS

Nov. 10 - Yale	Nembhard	Hickman	Stromer	Watson	Ike
Nov. 14 - Eastern Oregon	Nembhard	Hickman	Stromer	Watson	Ike
Nov. 20 - Purdue	Nembhard	Hickman	Stromer	Watson	Ike
Nov. 21 - Syracuse	Nembhard	Hickman	Stromer	Watson	Ike
Nov. 22 - UCLA	Nembhard	Hickman	Stromer	Watson	Ike
Nov. 28 - CSU Bakersfield	Nembhard	Hickman	Stromer	Watson	Ike
Dec. 2 - USC	Nembhard	Hickman	Stromer	Watson	Ike
Dec. 5 - Arkansas Pine Bluff	Nembhard	Hickman	Yeo	Watson	Ike
Dec. 9 - Washington	Nembhard	Hickman	Stromer	Watson	Ike
Dec. 11 - Mississippi Valley State	Nembhard	Hickman	Stromer	Watson	Ike
Dec. 15 - UConn	Nembhard	Hickman	Stromer	Watson	Ike
Dec. 20 - Jackson State	Nembhard	Hickman	Stromer	Watson	Ike
Dec. 29 - San Diego State	Nembhard	Hickman	Stromer	Watson	Ike
Jan. 4 - Pepperdine	Nembhard	Hickman	Stromer	Watson	Ike
Jan. 6 - San Diego	Nembhard	Hickman	Stromer	Watson	Ike
Jan. 11 - Santa Clara	Nembhard	Hickman	Stromer	Watson	Ike
Jan. 18 - Pepperdine	Nembhard	Hickman	Gregg	Watson	Ike
Jan. 20 - San Diego	Nembhard	Hickman	Gregg	Watson	Ike
Jan. 25 - San Francisco	Nembhard	Hickman	Gregg	Watson	Ike
Jan. 27 - Pacific	Nembhard	Hickman	Gregg	Watson	Ike
Jan. 30 - Loyola Marymount	Nembhard	Hickman	Gregg	Watson	Ike
Feb. 3 - Saint Mary's	Nembhard	Hickman	Gregg	Watson	Ike
Feb. 7 - Portland	Nembhard	Hickman	Gregg	Watson	Ike
Feb. 10 - Kentucky	Nembhard	Hickman	Gregg	Watson	Ike
Feb. 15 - Loyola Marymount	Nembhard	Hickman	Gregg	Watson	Ike
Feb. 17 - Pacific	Nembhard	Hickman	Gregg	Watson	Ike
Feb. 22 - Portland	Nembhard	Hickman	Gregg	Watson	Ike
Feb. 24 - Santa Clara	Nembhard	Hickman	Gregg	Watson	Ike

### BEST WINNING PERCENTAGE SINCE 2010-11

	W	L	Pct.
1. <i>Gonzaga</i>	398	62	.865
2. Kansas	382	89	.811
3. Duke	361	98	.786
4. Arizona	347	105	.768
5. Kentucky	352	110	.762

### BEST WINNING PERCENTAGE LAST TEN SEASONS

	W	L	Pct.
1. Gonzaga	347	45	.885
2. Kansas	315	79	.799
3. Villanova	300	84	.781
4. Duke	302	86	.778
5. Arizona	294	85	.776

### BEST WINNING PERCENTAGE LAST FIVE SEASONS

	W	L	Pct.
1. Gonzaga	154	17	.901
2. Houston	149	26	.851
3. Kansas	137	36	.792
4. San Diego State	129	36	.782
5. Liberty	131	37	.780

### BEST WINNING PERCENTAGE LAST THREE SEASONS

	W	L	Pct.
1. Gonzaga	90	11	.891
2. Houston	93	14	.869
3. Arizona	78	20	.796
4. Baylor	78	20	.796
5. San Diego State	78	21	.788

### BEST HOME PERCENTAGE LAST FIVE SEASONS

	W	L	Pct.
1. Gonzaga	77	1	.987
2. Kansas	75	4	.949
3. Liberty	78	5	.94
4. S Dakota State	62	4	.939
5. Houston	80	6	.930

### BEST TRUE ROAD PERCENTAGE SINCE 2010-11

	W	L	Pct.
1. Gonzaga	107	22	.829
2. Wichita State	102	39	.723
3. Saint Mary's	89	42	.679
4. Kansas	90	48	.652
5. Belmont	126	72	.636

### BEST ROAD PERCENTAGE LAST FIVE SEASONS

	W	L	Pct.
1. Gonzaga	38	5	.884
2. Houston	39	13	.750
3. Vermont	46	19	.708
4. Belmont	50	22	.694
5. San Diego State	34	16	.680

### BEST FIELD GOAL PERCENTAGE SINCE 2010-11

	FGM	FGA	Pct.
1. Gonzaga	13594	26814	0.507
2. Belmont	12056	24955	0.483
3. Kansas	13049	27320	0.478
4. Bellarmine	2290	4796	0.477
5. Creighton	12254	25733	0.476

### BEST FIELD GOAL PERCENTAGE LAST FIVE SEASONS

	FGM	FGA	Pct.
1. Gonzaga	5537	10525	0.526
2. South Dakota State	4443	9015	0.493
3. Dayton	4133	8420	0.491
4. Loyola (IL)	4050	8350	0.485
5. Belmont	4777	9859	0.485

### MOST POINTS PER GAME LAST FIVE SEASONS

	Points	Avg.
1. Gonzaga	15016	87.8
2. Iowa	13382	80.6
3. Alabama	13269	78.9

### MOST POINTS PER GAME LAST THREE SEASONS

	Wins	Seasons
1. Gonzaga	8888	88.0
2. Alabama	8279	80.4
3. Iowa	8232	82.3



## QUICKIE GAME RECORDS

### Individual Game

#### Points

- 52 - Frank Burgess vs. UC-Davis (1-26-61)
- 50 - Jean Claude Lefebvre vs. Whitworth (2-18-58)

#### Field Goals Made

- 20 - Jean Claude Lefebvre vs. Whitworth (2-18-58)

#### Free Throws Made

- 16 - Ronny Turiaf vs. Cincinnati (NCAA - 3-20-03)
- 16 - Blake Stepp vs. Washington (12-2-02)
- 16 - Ronny Turiaf vs. Indiana (11-26-02)
- 16 - Frank Burgess (4 times)

#### Free Throw Percentage (1.000 - min. 10 attempts)

- (15-15) - Sam Dower vs. Santa Clara (3-8-14)
- (15-15) - Geoff Goss vs. Idaho State (1-6-93)
- (15-15) - Frank Burgess vs. Idaho (3-3-61)

#### Rebounds

- 33 - Jim Dixon vs. Eastern Washington (1-23-61)
- 28 - Paul Cathey vs. Nevada-Las Vegas (12-28-77)

#### Assists

- 16 - Blake Stepp vs. Long Beach State (12-20-02)
- 14 - Andrew Nembhard at Pepperdine (2-16-22)
- 14 - Joel Ayayi at Portland (1-9-21)
- 13 - Josh Perkins at Creighton (12-1-18)
- 13 - Jeremy Pargo vs. Virginia Tech (11-24-07)
- 13 - Derek Raivio vs. Montana (11-21-04)
- 13 - Blake Stepp vs. Idaho (11-21-03)
- 13 - Matt Santangelo vs. Loyola Marymount (2-11-00)
- 13 - John Stockton vs. Portland (2-11-84)
- 13 - John Stockton vs. San Diego (1-19-84)
- 13 - Ken Tyler vs. Montana State (2-1-75)

#### Steals (Under Mark Few)

- 7 - Derek Raivio vs. Montana (11-21-04)
- 6 - Andrew Nembhard at BYU (2-5-22)
- 6 - Nigel Williams-Goss vs. Saint Mary's (3-7-17)
- 6 - David Stockton vs. South Dakota (11-18-12)
- 6 - Jeremy Pargo vs. Loyola Marymount (2-11-08)
- 6 - Derek Raivio vs. Loyola Marymount (1-6-07)

#### Blocks (Under Mark Few)

- 7 - Chet Holmgren vs. Dixie State (11-9-21)
- 7 - Chet Holmgren vs. Georgia State (3-17-22)
- 7 - Przemek Karnowski vs. Saint Mary's (1-2-14)
- 6 - Chet Holmgren vs. San Francisco (3-7-22)
- 6 - Chet Holmgren at San Francisco (2-24-22)
- 6 - Chet Holmgren vs. BYU (1-13-22)
- 6 - Brandon Clarke vs. Texas Southern (11-10-18)
- 6 - Brandon Clarke vs. Duke (11-21-18)
- 6 - Zach Collins vs. South Carolina (4-1-17)
- 6 - Austin Daye vs. Idaho (11-13-07)
- 6 - Josh Heytvelt at Pepperdine (2-3-07)
- 6 - Robert Sacre at Pepperdine (2-20-10)
- 6 - Abdulla Kuso at San Diego (2-18-08)
- 6 - Abdulla Kuso vs. Duke (12-21-06)

### Team Game

#### Points Scored - Gonzaga

- 136 vs. Loyola Marymount, 2-18-89 (L 147-136)

#### Points Scored - Opponent

- 147 - Loyola Marymount, 2-18-89 (147-146)

#### Biggest Margin of Victory

- 78 - Eastern Oregon, 12-28-22 (120-42)
- 66 - Eastern Oregon, 11-15-23 (123-57)**
- 61 - Denver, 12-21-18 (101-40)

#### Biggest Margin of Defeat

- 69 vs. Montana, 2-5-45 (103-34)

#### Rebounds

- 74 vs. Idaho, 1-22-66

#### Field Goals Made

- 52 vs. Eastern Oregon, 11-15-23**

#### Field Goals Attempted

- 84 vs. Loyola Marymount, 1-19-90

#### Field Goal Percentage - Game

- 71.8 vs. Saint Mary's, 1-13-96 (28-39)
- 70.8 vs. Washington State, 12-28-03 (34-48)
- 70.4 vs. Warner Pacific, 12-21-88 (38-54)

#### Field Goal Percentage - Half

- 84.5 vs. Denver, 12-21-18 (101-40)
- 80.0 vs. San Francisco, 1-16-88 (16-20)
- 80.0 vs. Santa Clara, 1-23-82 (12-15)

#### Free Throws Made

- 41 vs. Davidson, 12-12-09
- 41 vs. Fairfield, 12-11-90
- 37 vs. San Francisco, 1-15-94
- 36 vs. Santa Clara, 2-12-81
- 36 vs. Eastern Washington, 11-11-11
- 36 vs. BYU, 2-23-12

#### Free Throws Attempted

- 54 vs. Davidson, 12-12-09
- 53 vs. Loyola Marymount, 2-24-84
- 51 vs. Fairfield, 12-11-90
- 51 vs. Eastern Washington, 11-11-11

#### Free Throw Percentage - Game (Min. 10 attempts)

- 1.000 vs. BYU, 1-25-14 (12-12)
- 1.000 vs. Michigan State, 11-22-05 (26-26)\* (12-12 in OT)
- 1.000 vs. Eastern Washington, 12-11-93 (20-20)
- 1.000 vs. Pepperdine, 1-13-11 (12-12)

## WHERE ARE THEY NOW

#### Bryan Alberts (2014-17)

Höttur in Iceland Premier League

#### Martynas Arlauskas (2019-22)

Pieno Zvaigzdes in Lithuanian LKL

#### Joel Ayayi (2017-21)

Nanterre 92 in French LNB Pro A

#### Rasir Bolton (2021-23)

Telenet Giants Antwerp in BNXT Belgian League

#### Ira Brown (2007-09)

Chiba Jets Funabashi in Japanese Super League

#### Brandon Clarke (2017-19)

Memphis Grizzlies in the NBA

#### Zach Collins (2016-17)

San Antonio Spurs in the NBA

#### Aaron Cook (2020-21)

BC Nevėžis in Lithuanian LKL

#### Geno Crandall (2018-19)

Hapoel Be'er Sheva B.C. in Israeli Premier League

#### Austin Daye (2007-10)

Victoria Libertas in Italian Serie A

#### Micah Downs (2006-09)

Portimonense in Portuguese Liga Betclic

#### Admon Gilder (2019-20)

G-League Ignite in NBA G League

#### Rui Hachimura (2016-19)

Los Angeles Lakers in the NBA

#### Elias Harris (2009-13)

Bayern Munich in German BBL

#### Chet Holmgren (2021-22)

Oklahoma City Thunder in the NBA

#### Jeremy Jones (2015-19)

FE Nagoya in Japanese B2 League

#### Corey Kispert (2017-21)

Washington Wizards in the NBA

#### Guy Landry Edi (2010-13)

Calgary Surge in CEBL

#### Jordan Mathews (2016-17)

PGE Spojnia Stargard in Polish EBL

#### Eric McClellan (2014-16)

Enosis Neon Paralimni in Cyprus Division A

#### Silas Melson (2014-18)

MHP Riesen Ludwigsburg in German Bundesliga

#### Andrew Nembhard (2020-22)

Indiana Pacers in the NBA

#### Kelly Olynyk (2010-14)

Utah Jazz in the NBA

#### Kevin Pangos (2011-15)

Olimpia Milano in Italian Lega Basket Serie A

#### Jeremy Pargo (2005-09)

G-League Ignite in NBA G League

#### Josh Perkins (2014-19)

BC Uralmash Yekaterinburg in VTB United League in Russia

#### Domantas Sabonis (2014-16)

Sacramento Kings in the NBA

#### Malachi Smith (2021-23)

Rip City Remix in NBA G League

#### David Stockton (2010-14)

G-League Ignite in NBA G League

#### Julian Strawther (2020-23)

Denver Nuggets in the NBA

#### Jalen Suggs (2020-21)

Orlando Magic in the NBA

#### Drew Timme (2019-23)

Wisconsin Herd in NBA G League

#### Byron Wesley (2014-15)

Olympique Antibes in French Second Division

#### Johnathan Williams III (2015-18)

Phoenix Super LPG in Philippine Basketball Association

#### Nigel Williams-Goss (2015-17)

Olympiacos B.C. in Greek Basketball League

#### Kyle Wiltjer (2014-16)

Reyer Venezia in Italian Lega Basket Serie A

#### Ryan Woolridge (2018-19)

Naturtex-SZTE Szedeák in Hungarian A Division



# LAST FOUR BOXES



Official Basketball Box Score - Final  
**Santa Clara at Gonzaga**  
 02/24/24 McCahey Athletic Center, Spokane  
 2023-24 Men's Basketball

Game Time: 7:00 PM  
 Game Duration: 2:01  
 Attendance: 6,300

Officials: Gregory Nixon, Ryan Holmes, Justin Shannon

Santa Clara - 81

Record: 18-11 (8-5)

NO. Name	Min	FG	3P	FT	Rebounds	Fouls	TP	AS	TO	ST	Blocks	+/-
		MA	MA	MA	OR DR TOT	PF PD					BS BA	
14 Johnny O'Neal	13:17	6-11	4-5	0-0	0 4 4	3 1	16	1	3	3	2	0
13 Christopher Tilly	C 20:19	6-8	1-1	5-6	5 3 8	5 5	18	0	1	0	1	-4
0 Brandon Knapper	G 24:11	2-7	1-1	0-0	0 2 2	4 1	5	4	0	0	0	0
4 Adama Bal	G 23:06	2-7	1-4	3-4	0 3 3	5 2	8	2	4	0	0	1
44 Jake Ensminger	G 22:23	1-3	1-3	0-0	0 1 1	0 0	3	1	0	0	0	-10
1 Tyreese Boyen	17:48	5-5	0-1	0-0	2 1 3	1 2	2	0	0	0	0	-18
10 Francisco Caffaro	20:21	5-5	0-0	0-0	4 1 5	3 0	10	0	2	1	1	0
22 Carlos Marshall Jr.	13:01	3-9	2-5	0-0	1 1 0	1 0	8	3	0	1	0	-1
15 Jalen Benjamin	11:32	2-7	0-4	0-0	1 0 1	0 0	4	1	0	0	0	-7
21 Cameron Tongue	16:02	3-6	1-2	0-1	0 3 3	0 2	7	1	1	0	0	-1
Team					2 2 4	0	1					
Totals	31:08	11-27	8-11	14	21	35	21	14	81	13	12	5

Shooting By Period	1st	2nd	3rd	4th	FT
FG%	55.3%	40.2%	40.2%	40.2%	40.2%
3PT%	61.3%	40.2%	40.2%	40.2%	40.2%
FT%	55.3%	40.2%	40.2%	40.2%	40.2%
GMFG%	31.6%	40.2%	40.2%	40.2%	40.2%
FT%	61.1%	40.2%	40.2%	40.2%	40.2%

Dead Ball Rebounds: 1, 1

Technical Fouls: NONE

Gonzaga - 94

Record: 22-4 (12-3)

NO. Name	Min	FG	3P	FT	Rebounds	Fouls	TP	AS	TO	ST	Blocks	+/-
		MA	MA	MA	OR DR TOT	PF PD					BS BA	
13 Graham Ike	F 32:18	9-13	0-0	8-9	2 5 7	1 7	26	0	2	1	0	11
22 Anton Watson	F 30:38	5-9	0-0	3-4	3 2 5	3 3	13	1	2	1	1	1
33 Ben Gregg	F 30:51	2-5	1-4	1-2	1 5 6	3 2	6	5	1	3	0	21
0 Ryan Nembhard	G 34:29	7-13	0-2	3-7	1 5 6	4 6	17	6	2	1	0	2
11 Nolan Hickman	G 34:12	5-7	3-4	0 1 1	1 3 20	5 0	0	0	0	0	0	10
4 Dusty Stromer	27:01	4-5	2-2	0 1 3	4 1 0	10 0	1	1	0	0	0	14
34 Braden Huff	07:02	1-3	0-1	0-0	0 0 0	1 0	2	0	0	0	1	3
Team					1 4 5	0	0					
Totals	34:00	5-16	10-26	9	25	34	14	21	94	17	8	3

Shooting By Period	1st	2nd	3rd	4th	FT
FG%	50.3%	62.9%	62.9%	62.9%	62.9%
3PT%	5-8	62.9%	62.9%	62.9%	62.9%
FT%	7-9	77.8%	77.8%	77.8%	77.8%
GMFG%	14.3%	50.0%	50.0%	50.0%	50.0%
FT%	11-17	64.7%	64.7%	64.7%	64.7%
FT%	9-16	50.0%	50.0%	50.0%	50.0%
FT%	15-20	62.5%	62.5%	62.5%	62.5%

Dead Ball Rebounds: 3, 0

Technical Fouls: NONE

Biggest lead	SCU	GON
5 (1 <sup>st</sup> 17:37)	19 (2 <sup>nd</sup> 7:08)	
Best Scoring Run	SCU	GON
6 (2 <sup>nd</sup> 1:38)	7 (1 <sup>st</sup> 15:08)	
Lead Changes	9	
Times Tied	7	
Time with Lead	08:36	28:08

Points from	SCU	GON
Turnovers	13	21
Paint	36	44
Second Chance	13	14
Fast Breaks	9	19
Bench	31	12

Period by Period Scoring			
	1st	2nd	TOT
SCU	46	35	81
GON	52	42	94



Official Basketball Box Score - Final  
**Gonzaga at Portland**  
 02/22/24 Chiles Center, Portland, Ore.  
 2023-24 Men's Basketball

Game Time: 6:00 PM  
 Game Duration: 1:52  
 Attendance: 3,800

Officials: Michael Reed, Glen Mayberry, Chance Moore

Gonzaga - 86

Record: 21-6 (11-3)

NO. Name	Min	FG	3P	FT	Rebounds	Fouls	TP	AS	TO	ST	Blocks	+/-
		MA	MA	MA	OR DR TOT	PF PD					BS BA	
13 Graham Ike	F 28:14	9-14	0-0	2-2	6 8 14	2 4	20	3	2	0	1	0
22 Anton Watson	F 26:05	6-13	0-0	1-3	2 4 6	3 2	13	2	2	0	1	1
33 Ben Gregg	F 26:42	5-9	3-6	0-0	0 4 4	4 4	13	4	1	1	0	22
0 Ryan Nembhard	G 38:10	3-8	0-2	2-2	2 5 7	1 3	8	7	0	0	0	0
11 Nolan Hickman	G 38:47	7-12	4-8	1-1	0 6 6	1 1	19	3	0	0	0	25
34 Braden Huff	10:33	2-5	0-1	0-0	1 2 3	3 0	4	1	1	0	3	1
4 Dusty Stromer	20:24	3-6	1-4	0-0	2 2 4	2 0	7	1	0	0	0	5
3 Luka Krajnovic	06:13	0-1	0-1	2-2	0 2 2	1 1	2	0	0	0	1	0
14 Pavle Stolic	01:10	0-0	0-0	0-0	0 0 0	1 0	0	0	0	0	0	-4
15 Joe Few	01:13	0-0	0-0	0-0	0 0 0	0 0	0	0	0	0	0	-4
21 Jun Seok Yeo	01:13	0-1	0-1	0-0	0 0 0	0 0	0	0	0	0	0	-4
25 Colby Brooks	01:13	0-0	0-0	0-0	0 1 1	0 0	0	0	0	0	0	-4
Team					1 2 3	0	0					
Totals	35:09	8-23	8-10	14	36	50	18	11	86	21	6	1

Shooting By Period	1st	2nd	3rd	4th	FT
FG%	18-34	52.9%	52.9%	52.9%	52.9%
3PT%	4-12	33.3%	33.3%	33.3%	33.3%
FT%	3-5	60%	60%	60%	60%
GMFG%	17-35	48.6%	48.6%	48.6%	48.6%
FT%	4-11	36.4%	36.4%	36.4%	36.4%
FT%	5-5	100%	100%	100%	100%
GMFG%	35-69	50.7%	50.7%	50.7%	50.7%
FT%	8-23	34.8%	34.8%	34.8%	34.8%
FT%	8-10	80.0%	80.0%	80.0%	80.0%

Dead Ball Rebounds: 2, 0

Technical Fouls: NONE

Portland - 65

Record: 9-20 (3-11)

NO. Name	Min	FG	3P	FT	Rebounds	Fouls	TP	AS	TO	ST	Blocks	+/-
		MA	MA	MA	OR DR TOT	PF PD					BS BA	
24 Bol Dengdit	F 29:38	2-7	0-1	1-2	1 1 2	4 1	5	0	0	0	0	-19
0 Vukasin Masic	G 28:34	2-11	0-3	0-2	0 2 2	0 1	4	4	0	0	0	-29
2 Tyler Robertson	G 35:26	6-14	5-7	1-3	0 8 8	1 6	18	3	1	0	1	-18
4 Juan Sebastian Gorosito	F 31:32	1-4	1-3	4-4	0 1 1	3 2	7	3	1	0	0	-10
15 Tyler Harris	G 32:17	4-11	1-3	3-6	2 3 5	0 3	12	1	0	0	1	-18
5 Chris Austin	26:37	2-9	0-1	2-2	1 1 2	3 6	2	0	1	0	2	-9
23 Vasilije Vucinic	12:24	5-5	0-0	0-2	2 4 2	2 10	0	0	0	0	0	-2
10 Coleman Lemke	02:56	0-0	0-0	0-0	0 0 0	1 0	0	1	0	0	0	-1
20 Drew Stack	00:36	1-1	1-1	0-0	0 0 0	0 0	0	0	0	0	0	1
Team					3 2 5	0	0					
Totals	23:02	8-19	11-21	9	20	29	11	18	65	14	2	1

Shooting By Period	1st	2nd	3rd	4th	FT
FG%	11-33	33.3%	33.3%	33.3%	33.3%
3PT%	3-9	33.3%	33.3%	33.3%	33.3%
FT%	5-9	55.6%	55.6%	55.6%	55.6%
GMFG%	12-29	41.4%	41.4%	41.4%	41.4%
FT%	10-10	50.0%	50.0%	50.0%	50.0%
FT%	6-12	50%	50%	50%	50%
GMFG%	23-62	37.1%	37.1%	37.1%	37.1%
FT%	8-19	42.1%	42.1%	42.1%	42.1%
FT%	11-21	52.4%	52.4%	52.4%	52.4%

Dead Ball Rebounds: 4, 0

Technical Fouls: NONE

Biggest lead	GON	POR
25 (2 <sup>nd</sup> 1:14)	0 (1 <sup>st</sup> 20:00)	
Best Scoring Run	GON	POR
11 (2 <sup>nd</sup> 1:14)	5 (1 <sup>st</sup> 13:04)	
Lead Changes	0	
Times Tied	0	
Time with Lead	39:45	00:00

Points from	GON	POR
Turnovers	6	9
Paint	48	28
Second Chance	15	10
Fast Breaks	11	3
Bench	13	19

Period by Period Scoring			
	1st	2nd	TOT
GON	43	43	86
POR	30	35	65



Official Basketball Box Score - Final  
**Pacific at Gonzaga**  
 02/15/24 McCahey Athletic Center, Spokane  
 2023-24 Men's Basketball

Game Time: 6:00 PM  
 Game Duration: 1:53  
 Attendance: 6,300

Officials: Michael Hing, James Schipper, Wesley Lynn

Pacific - 76

Record: 6-22 (0-13)

NO. Name	Min	FG	3P	FT	Rebounds	Fouls	TP	AS	TO	ST	Blocks	+/-
		MA	MA	MA	OR DR TOT	PF PD					BS BA	
13 Cam Denson	F 20:55	2-6	0-0	1-2	1 3 4	3 2	5	0	1	1	0	-6
33 Judson Martindale	F 33:15	3-7	0-2	3-4	1 1 2	3 1	9	0	1	0	0	-22
1 Donovan Williams	G 30:58	4-11	0-2	8-8	1 1 2	0 8	16	2	4	0	1	-21
4 Moe Odum	G 32:01	2-8	0-3	4-4	0 3 3	2 2	8	5	1	3	0	-19
5 Lashon Williams Jr.	G 08:35	0-0	0-0	0-0	0 0 0	0 0	1	0	0	0	0	-6
3 Tyler Beard	06:45	1-1	1-1	0-0	0 3 3	1 1	3	2	0	0	0	-6
0 Greg Outlaw	07:36	3-7	0-1	0-0	1 0 1	0 0	6	0	0	0	0	-5
11 Burke Smith	04:22	0-2	0-0	0-0	2 2 2	2 0	0	0	1	1	0	-7
25 Nick Blake	29:39	6-11	3-5	5-5	2 1 3	2 4	20	0	2	0	1	-17
2 Jalen Brown	08:11	0-2	0-2	0-0	0 0 0	1 0	0	0	0	0	0	-5
21 William Garcia Adisten	14:43	4-6	1-1	0-0	0 1 1	3 0	9	0	1	1	0	-13
Team					3 0 3	0	1					
Totals	25:01	5-17	21-23	11	12	23	17	18	76	10	7	0

Shooting By Period		
1 <sup>st</sup>	FG%	12-28 42.9%
	3PT%	4-11 36.4%
	FT%	6-6 100%
2 <sup>nd</sup>	FG%	13-33 39.4%
	3PT%	1-6 16.7%
	FT%	15-17 88.2%
GM	FG%	25-61 41.0%
	3PT%	5-17 29.4%
	FT%	21-23 91.3%
Dead Ball Rebounds: 3		





2023-24 Gonzaga Men's Basketball  
Combined Team Statistics  
In Conference games

Page 1/1  
as of Feb 25, 2024

Game Records

Record	Overall	Home	Away	Neutral
ALL GAMES	12-2	7-1	5-1	0-0
CONFERENCE	12-2	7-1	5-1	0-0
NON-CONFERENCE	0-0	0-0	0-0	0-0

Score by Periods

Team	1st	2nd	OT	TOT
Gonzaga	610	626	0	1236
Opponents	476	486	0	962

Team Box Score

No.	Player				Total		3-Point		F-Throw		Rebounds													
		GP-GS	MIN	AVG	FG-FGA	FG%	3FG-3FGA	3FG%	FT-FTA	FT%	OFF	DEF	TOT	AVG	PF	DQ	A	TO	BLK	STL	PTS	AVG		
13	IKE, Graham	14-14	347:40	24.8	99-154	.643	1-3	.333	46-57	.807	21	72	93	6.6	36	1	14	22	12	7	245	17.5		
11	HICKMAN, Nolan	14-14	498:36	35.6	75-155	.484	44-95	.463	23-29	.793	1	29	30	2.1	20	0	41	15	4	17	217	15.5		
22	WATSON, Anton	14-14	421:16	30.1	86-129	.667	7-17	.412	32-49	.653	40	61	101	7.2	34	0	34	22	11	22	211	15.1		
0	NEMBHARD, Ryan	14-14	496:52	35.5	70-140	.500	20-45	.444	25-42	.595	5	47	52	3.7	25	1	93	20	0	20	185	13.2		
34	HUFF, Braden	14-0	189:20	13.5	60-100	.600	9-29	.310	8-14	.571	15	37	52	3.7	29	1	11	3	12	1	137	9.8		
33	GREGG, Ben	14-11	376:45	26.9	48-92	.522	17-50	.340	23-31	.742	14	79	93	6.6	28	0	27	12	10	18	136	9.7		
4	STROMER, Dusty	14-3	309:31	22.1	19-52	.365	13-37	.351	9-12	.750	11	30	41	2.9	27	0	14	12	7	8	60	4.3		
3	KRAJNOVIC, Luka	6-0	42:30	7.1	5-10	.500	1-3	.333	8-8	1.000	1	6	7	1.2	6	0	2	4	1	2	19	3.2		
21	YEO, Jun Seok	9-0	58:44	6.5	5-14	.357	0-6	.000	3-4	.750	2	7	9	1.0	6	0	1	4	1	2	13	1.4		
25	BROOKS, Colby	7-0	16:34	2.4	2-6	.333	0-1	.000	3-3	1.000	3	3	6	0.9	2	0	0	1	0	0	7	1.0		
14	STOSIC, Pavle	7-0	19:43	2.8	1-7	.143	0-4	.000	2-2	1.000	2	3	5	0.7	4	0	1	2	1	1	4	0.6		
15	FEW, Joe	7-0	22:28	3.2	1-3	.333	0-1	.000	0-4	.000	0	2	2	0.3	1	0	2	0	0	0	2	0.3		
Team											13	21	34											
Total		14	2800		471-862	.546	112-291	.385	182-255	.714	128	397	525	37.5	218	3	240	117	59	98	1236	88.3		
Opponents		14	2800		351-857	.410	114-322	.354	146-203	.719	136	291	427	30.5	231	5	165	162	26	66	962	68.7		

Team Statistics

	GONZ	OPP
Scoring	1236	962
Points per game	88.3	68.7
Scoring margin	+19.6	-
Field goals-att	471-862	351-857
Field goal pct	.546	.410
3 point fg-att	112-291	114-322
3-point FG pct	.385	.354
3-pt FG made per game	8.0	8.1
Free throws-att	182-255	146-203
Free throw pct	.714	.719
F-Throws made per game	13.0	10.4
Rebounds	525	427
Rebounds per game	37.5	30.5
Rebounding margin	+7.0	-
Assists	240	165
Assists per game	17.1	11.8
Turnovers	117	162
Turnovers per game	8.4	11.6
Turnover margin	+3.2	-
Assist/turnover ratio	2.1	1.0
Steals	98	66
Steals per game	7.0	4.7
Blocks	59	26
Blocks per game	4.2	1.9
Winning streak	5	-
Home win streak	3	-
Attendance	54015	20129
Home games-Avg/Game	8-6752	6-3355
Neutral site-Avg/Game	-	0-0

Team Results

Date	Opponent		Score	Att.
01/04/2024	Pepperdine	W	86-60	12015
01/06/2024	San Diego	W	101-74	6000
01/11/2024	at Santa Clara	L	76-77	4200
01/18/2024	at Pepperdine	W	86-61	3128
01/20/2024	at San Diego	W	105-63	3007
01/25/2024	San Francisco	W	77-72	6000
01/27/2024	at Pacific	W	82-73	3164
01/30/2024	LMU (CA)	W	92-58	6000
02/03/2024	Saint Mary's (CA)	L	62-64	6000
02/07/2024	Portland	W	96-64	6000
02/15/2024	at LMU (CA)	W	91-74	2827
02/17/2024	Pacific	W	102-76	6000
02/22/2024	at Portland	W	86-65	3803
02/24/2024	Santa Clara	W	94-81	6000





2023-24 Gonzaga Men's Basketball  
Combined Team Statistics  
All games

Game Records

Record	Overall	Home	Away	Neutral
ALL GAMES	22-6	13-2	6-2	3-2
CONFERENCE	12-2	7-1	5-1	0-0
NON-CONFERENCE	10-4	6-1	1-1	3-2

Score by Periods

Team	1st	2nd	OT	TOT
Gonzaga	1219	1192	0	2411
Opponents	937	999	0	1936

Team Box Score

No.	Player				Total		3-Point		F-Throw		Rebounds													
		GP-GS	MIN	AVG	FG-FGA	FG%	3FG-3FGA	3FG%	FT-FTA	FT%	OFF	DEF	TOT	AVG	PF	DQ	A	TO	BLK	STL	PTS	AVG		
13	IKE, Graham	28-28	655:56	23.4	182-294	.619	5-14	.357	88-113	.779	67	136	203	7.3	73	2	28	44	19	19	457	16.3		
22	WATSON, Anton	28-28	846:42	30.2	166-276	.601	18-40	.450	63-97	.649	69	137	206	7.4	63	0	72	41	20	44	413	14.8		
11	HICKMAN, Nolan	28-28	980:47	35.0	142-309	.460	66-160	.413	43-50	.860	4	60	64	2.3	42	0	73	41	11	30	393	14.0		
0	NEMBARD, Ryan	28-28	986:23	35.2	131-298	.440	26-88	.295	62-85	.729	13	97	110	3.9	47	1	176	60	1	32	350	12.5		
34	HUFF, Braden	28-0	397:18	14.2	121-199	.608	19-58	.328	25-49	.510	42	68	110	3.9	52	1	16	12	20	7	286	10.2		
33	GREGG, Ben	28-12	621:40	22.2	81-157	.516	30-85	.353	50-66	.758	39	118	157	5.6	56	0	34	21	19	34	242	8.6		
4	STROMER, Dusty	28-15	693:14	24.8	45-128	.352	29-87	.333	26-31	.839	29	73	102	3.6	56	0	34	26	14	18	145	5.2		
3	KRAJNOVIC, Luka	13-0	115:08	8.9	12-26	.462	2-7	.286	13-16	.813	4	15	19	1.5	14	0	8	12	1	6	39	3.0		
21	YEO, Jun Seok	22-1	166:07	7.6	18-43	.419	3-21	.143	14-21	.667	9	21	30	1.4	23	0	6	8	5	2	53	2.4		
25	BROOKS, Colby	11-0	38:08	3.5	5-13	.385	0-1	.000	4-7	.571	5	11	16	1.5	4	0	1	2	0	0	14	1.3		
14	STOSIC, Pavle	12-0	44:24	3.7	6-16	.375	0-6	.000	2-4	.500	4	6	10	0.8	10	0	2	5	3	1	14	1.2		
15	FEW, Joe	12-0	54:14	4.5	1-5	.200	0-2	.000	3-10	.300	0	5	5	0.4	5	0	8	2	1	3	5	0.4		
Team											37	56	93					7						
Total		28	5600		910-1764	.516	198-569	.348	393-549	.716	322	803	1125	40.2	445	4	458	281	114	196	2411	86.1		
Opponents		28	5600		698-1734	.403	212-642	.330	328-447	.734	282	594	876	31.3	480	8	317	323	77	155	1936	69.1		

Team Statistics

	GONZ	OPP
Scoring	2411	1936
Points per game	86.1	69.1
Scoring margin	+17.0	-
Field goals-att	910-1764	698-1734
Field goal pct	.516	.403
3 point fg-att	198-569	212-642
3-point FG pct	.348	.330
3-pt FG made per game	7.1	7.6
Free throws-att	393-549	328-447
Free throw pct	.716	.734
F-Throws made per game	14.0	11.7
Rebounds	1125	876
Rebounds per game	40.2	31.3
Rebounding margin	+8.9	-
Assists	458	317
Assists per game	16.4	11.3
Turnovers	281	323
Turnovers per game	10.0	11.5
Turnover margin	+1.5	-
Assist/turnover ratio	1.6	1.0
Steals	196	155
Steals per game	7.0	5.5
Blocks	114	77
Blocks per game	4.1	2.8
Winning streak	6	-
Home win streak	3	-
Attendance	96015	49609
Home games-Avg/Game	15-6401	8-6201
Neutral site-Avg/Game	-	5-7344

Team Results

Date	Opponent		Score	Att.
11/10/2023	Yale	W	86-71	6000
11/14/2023	Eastern Ore.	W	123-57	6000
11/20/2023	vs Purdue	L	63-73	4838
11/21/2023	vs Syracuse	W	76-57	3602
11/22/2023	vs UCLA	W	69-65	3757
11/28/2023	CSU Bakersfield	W	81-65	6000
12/02/2023	vs Southern California	W	89-76	8116
12/05/2023	Ark.-Pine Bluff	W	111-71	6000
12/09/2023	at Washington	L	73-78	9294
12/11/2023	Mississippi Val.	W	78-40	6000
12/15/2023	vs UConn	L	63-76	16405
12/20/2023	Jackson St.	W	100-76	6000
12/29/2023	San Diego St.	L	74-84	6000
01/04/2024	Pepperdine	W	86-60	12015
01/06/2024	San Diego	W	101-74	6000
01/11/2024	at Santa Clara	L	76-77	4200
01/18/2024	at Pepperdine	W	86-61	3128
01/20/2024	at San Diego	W	105-63	3007
01/25/2024	San Francisco	W	77-72	6000
01/27/2024	at Pacific	W	82-73	3164
01/30/2024	LMU (CA)	W	92-58	6000
02/03/2024	Saint Mary's (CA)	L	62-64	6000
02/07/2024	Portland	W	96-64	6000
02/10/2024	at Kentucky	W	89-85	20186
02/15/2024	at LMU (CA)	W	91-74	2827
02/17/2024	Pacific	W	102-76	6000
02/22/2024	at Portland	W	86-65	3803
02/24/2024	Santa Clara	W	94-81	6000



# 2023-24 GONZAGA BASKETBALL | TV/RADIO ROSTER



0

**Ryan Nembhard**

G | 6-0 | 175 | Jr.  
Aurora, Ont.



2

**Steele Venters**

G | 6-7 | 195 | Jr.  
Ellensburg, Wash.



3

**Luka Krajnović**

G | 6-5 | 185 | Fr.  
Zagreb, Croatia



4

**Dusty Stromer**

G | 6-6 | 192 | Fr.  
Sherman Oaks, Calif.



10

**Joaquim ArauzMoore**

G | 6-1 | 170 | Fr.  
Ross, Calif.



11

**Nolan Hickman**

G | 6-2 | 183 | Jr.  
Seattle, Wash.



13

**Graham Ike**

F | 6-9 | 240 | R.Jr.  
Aurora, Colo.



14

**Pavle Stosic**

F | 6-9 | 196 | Fr.  
Niš, Serbia



15

**Joe Few**

G | 6-0 | 170 | RSo.  
Spokane, Wash.



21

**Jun Seok Yeo**

F | 6-8 | 215 | So.  
Seoul, Korea



22

**Anton Watson**


F | 6-8 | 228 | Gr.  
Spokane, Wash.



25

**Colby Brooks**

F | 6-7 | 215 | R.Jr.  
Los Angeles, Calif.



33

**Ben Gregg**

F | 6-10 | 230 | Jr.  
Clackamas, Ore.



34

**Braden Huff**

F | 6-10 | 242 | RFr.  
Glen Ellyn, Ill.



HC

**Mark Few**

Head Coach  
25th Season



AC

**Brian Michaelson**  
Assistant Coach  
11th Season



AC

**R-Jay Barsh**  
Assistant Coach  
First Season



AC

**Stephen Gentry**  
Assistant Coach  
Third Season



AC

**Zach Norvell Jr.**  
Assistant Coach  
First Season



AC

**Jorge Sanz**  
Assistant Coach - Dir. of Ops  
Fifth Season

