



# Pacific Tigers

## 2023-24 Men's Basketball



### MEN'S BASKETBALL SCHEDULE

<b>Mon, Nov. 6</b>	<b>Sam Houston</b>	<b>L, 64-57</b>
Fri, Nov. 10	at California	W, 87-79
Weds, Nov. 15	at Nevada	L, 88-39
<b>Sat, Nov. 18</b>	<b>Lamar</b>	<b>W, 77-66</b>
Mon, Nov. 20	North Dakota	L, 73-71
<b>Fri, Nov. 24</b>	<b>Le Moyne</b>	<b>W, 73-71</b>
<b>Sun, Nov. 26</b>	<b>Miss. Valley State</b>	<b>W, 68-65 (OT)</b>
<b>Weds, Nov. 29</b>	<b>CSUN</b>	<b>L, 80-69</b>
Sat, Dec. 2	at Northern Arizona	L, 78-58
Tues, Dec. 5	at Idaho	L, 83-53
Sat, Dec. 9	at Fresno State	L, 89-56
<b>Sat, Dec. 16</b>	<b>UC Davis</b>	<b>L, 82-61</b>
<b>Mon, Dec. 18</b>	<b>Stanislaus State</b>	<b>W, 68-46</b>
Wed, Dec. 20	at Cal State Fullerton	L, 67-56
<b>Sat, Dec. 30</b>	<b>Cal Maritime</b>	<b>W, 80-66</b>
<b>Thurs, Jan. 4</b>	<b>San Francisco*</b>	<b>L, 92-88 (OT)</b>
Sat, Jan. 6	at Portland*	L, 78-64
Thurs, Jan. 11	at Pepperdine*	L, 93-78
Sat, Jan. 13	at Loyola Marymount*	L, 81-64
<b>Thurs, Jan. 18</b>	<b>Santa Clara*</b>	<b>L, 88-69</b>
Thurs, Jan. 25	at Saint Mary's*	L, 76-28
<b>Sat, Jan. 27</b>	<b>Gonzaga*</b>	<b>L, 82-73</b>
<b>Thurs, Feb. 1</b>	<b>Portland*</b>	<b>L, 65-60</b>
Sat, Feb. 3	at San Francisco*	7 p.m.
<b>Tues, Feb. 6</b>	<b>Saint Mary's*</b>	<b>8 p.m.</b>
<b>Sat, Feb. 10</b>	<b>San Diego*</b>	<b>7 p.m.</b>
Thurs, Feb. 15	at Santa Clara*	7 p.m.
Sat, Feb. 17	at Gonzaga*	6 p.m.
<b>Weds, Feb. 21</b>	<b>Pepperdine*</b>	<b>7 p.m.</b>
<b>Sat, Feb. 24</b>	<b>Loyola Marymount*</b>	<b>7 p.m.</b>
<b>Sat, March 2</b>	<b>San Diego*</b>	<b>7 p.m.</b>
March 7-12	WCC Championship	TBA

All times Pacific (PT) and subject to change. **Bold** indicates home game; \*-West Coast Conference game

## #PacificProud

### University of the Pacific

University of the Pacific is California's oldest university, founded July 10, 1851 - less than a year after California received statehood. It is recognized as California's first university in addition to the West's first music conservatory and California's first coeducation university. In 1924, the campus was relocated from San Jose to Stockton.



Pacific (6-17, 0-8 WCC)

# TIGERS

Vs.



San Francisco (17-6, 6-2 WCC)

# DONS

Game 24

Saturday, Feb. 3 • 7 p.m.

War Memorial at The Sobrato Center (3,005)

San Francisco, Calif.

TV: ESPN+

Radio: Fox Sports AM 1280 (Zack Bayrouty)

### Pacific Notes

- Pacific will look to avenge a tough 92-88 overtime defeat to San Francisco in the first meeting this year in Stockton. The Tigers led 78-73 with 1:13 in regulation when the Dons were able to come back and tie it with 10 seconds left and prevailed in overtime. Senior Lesown Hallums, Jr. poured in a career-high 25 points and was a scorching 9-of-11 from the field and 3-of-4 from long range.
- Pacific and San Francisco is a matchup that dates back to 1911-12, and both schools are charter members of the West Coast Conference when the league began in 1952.
- The Tigers will look to shake off a 65-60 defeat to Portland on Thursday. The game was tied 55-55 at the final media timeout when the Pilots did just enough down the stretch to finish on top. A career night came from sophomore Makai Richards as he poured in a career-high 17 points and matched his career-highs of eight rebounds and two blocks.
- Pacific has posted a positive turnover margin in six of eight WCC games this year.
- The Tigers are 5-2 this season when leading at half. In three seasons under head coach Leonard Perry, Pacific is 25-10 when leading at half, 22-12 when it makes more threes than the opposition and 6-0 when holding the opposition to under 60 points.
- Pacific is 3-1 this season in games decided by one possession (three points or less).
- Sophomore Moe Odum ranks second in the West Coast Conference in both assists (4.8 apg) and assist:turnover ratio (2.5). With 19 points and 10 assists in the WCC opener against San Francisco, he became the first student-athlete at Pacific to submit a double-double in points and assists since Pierre Crockrell II posted 10 points and 10 assists against Portland on Feb. 13, 2020.
- Senior Judson Martindale leads the team in scoring with 10.5 points per game. He



# Pacific Tigers

## 2023-24 Men's Basketball



### GENERAL INFORMATION

Location:	Stockton, Calif.
Founded:	July 10, 1851
Enrollment:	6,277 (3,294 undergrads)
Colors:	Orange & Black
Mascot:	Powercat
Home Court:	Alex G. Spanos Center
Capacity:	5,634
Affiliation:	NCAA Division I
Conference:	West Coast Conference (WCC)
President:	Christopher Callahan
Director of Athletics:	Adam Tschuor
SWA:	Leslie Chang
Athletics Website:	www.pacifictigers.com
University Website:	pacific.edu
Facebook.com:	/PacificMensBB
X:	@PacificMensBB
Instagram:	@PacificMensBB
Youtube:	Pacific Tigers

### MEDIA INFORMATION

SID:	Robbie Kleinmuntz
Email:	rkleinmuntz@pacific.edu
Radio:	Fox Sports Radio AM 1280
Athletics Phone:	209-946-2731
Mailing Address:	3601 Pacific Avenue Stockton, CA 95204

### STAFF INFORMATION

Head Coach:	Leonard Perry
Alma Mater:	Idaho, 1995
Career Record:	29-57
Record at School:	29-57
vs. WCC Opponents:	10-28
Associate Head Coach:	Josh Newman
Assistant Coach:	Justin Brown
Assistant Coach:	Jason Levy
Assistant Coach/Ops:	Beruk Asfaw
Assistant Coach/Video:	Jonathan Jones
Athletic Performance:	Mason Mathews
Athletic Trainer:	Christopher Pond
Sports Therapist:	Sonia Bradley

### HISTORY

First Year of Basketball:	1910-11
All-Time Record:	1297-1350
Home Record:	804-448
Alex G. Spanos Center:	341-215
Road Record:	413-778
Neutral Record:	83-125
NCAA Appearances:	9 (1966, 1967, 1971, 1979, 1997, 2004, 2005, 2006, 2013)

### TEAM INFORMATION

2022-23 Record:	15-18
Home Record:	7-10
Road Record:	7-7
Neutral Record:	1-1
Conference Record:	7-9
Starters Returning/Lost:	3/2
Newcomers:	4

shoots .398 from three-point range and has nailed a team-high 35 threes on the year. Martindale is coming off a 19-point performance against Portland where he was 4-of-7 from beyond-the-arc.

- In conference games, senior Donovan Williams averages team-highs of 11.1 points and 5.1 rebounds per game. He's scored in double-figures in six of eight WCC games.

- Pacific is 804-448 all-time at home and 341-215 in the Spanos Center.

- Pacific's home game against Gonzaga on Jan. 27 was part of a national Coaches vs. Cancer Week initiative benefiting the American Cancer Society. The Pacific men's basketball staff wore Suits & Sneakers to raise awareness.

- Pacific's non-conference slate was highlighted by an 87-79 road victory over Cal on Nov. 10. It was the first win over Cal in 11 tries dating back to Dec. 10, 1954 when the Tigers won 82-77 in Berkeley 69 seasons ago. It was Pacific's first win over a Pac-12 opponent since Dec. 17, 1994 when it beat Oregon State at home 72-66.

- The Tigers have used 11 different starting lineups this year.

### Newcomers

- Pacific welcomed four new student-athletes, two transfers and two freshmen, during the offseason: Burke Smith (Boise State), Lesown Hallums, Jr. (South Carolina State), and freshmen Tan Yildizoglu and Villiam Garcia Adsten.

- Smith appeared in 10 games and played in 34 minutes of action during 2022-23 redshirt sophomore season at Boise State.

- Hallums averaged 9.5 points, 3.2 rebounds, and 2.2 assists a game with South Carolina State. Shot a .414 FG% and .355 3FG%. Collected seven blocks and 11 steals in 2022-23 season in 19 appearances last year.

- Yildizoglu joined the Tigers from Istanbul, Turkey. Played for the Turkey U20 national team in the U20 European Championship prior to Pacific.

- Garcia Adsten joined Pacific from Stockholm, Sweden, Played for the Sweden U20 national team in U20 European Championship.

### Pacific in the NCAA Tournament

Year	Seed	Round	Opp	Score
1966	-	Sweet 16	Utah	L, 83-51
		Reg 3rd-place	Houston	L, 102-91
1967	-	Sweet 16	UTEP	W, 72-63
		Elite Eight	UCLA	L, 80-64
1971	-	Sweet 16	Long Beach St.	L, 78-65
		Reg 3rd-place	BYU	W, 84-81
1979	6	Second Round	(3) Marquette	L, 73-48
1997	13	First Round	(4) St. Joseph's	L, 75-65
2004	12	First Round	(5) Providence	W, 66-58
		Second Round	(4) Kansas	L, 78-63
2005	8	First Round	(9) Pittsburgh	W, 79-71
		Second Round	(1) Washington	L, 97-79
2006	13	First Round	(4) Boston College	L, 88-76 (OT)
2013	15	Round of 64	(2) Miami (FL)	L, 79-48



# Pacific Tigers

## 2023-24 Men's Basketball



### Additional Notes

- The Tigers won 15 games last season. It was the second-most for the program dating back to 2014-15.

- Pacific has made nine NCAA Tournament appearances and has won four NCAA Tournament games in school history. Most notably, the Tigers beat Providence as a No. 12 seed in the 2004 NCAA Tournament, and followed it up with a win over Pittsburgh as a No. 8 seed in the 2005 NCAA Tournament.



Senior guard Donovan Williams

2023-24 Record When...	Under Perry (Three Seasons)
<b>Leading at Half:</b> 5-2 (0-1 WCC)	25-9 (9-5 WCC)
<b>Trailing at Half:</b> 1-13 (0-7 WCC)	4-45 (1-22 WCC)
<b>Tied at Half:</b> 0-2 (0-0 WCC)	0-3 (0-1 WCC)
<b>Shoots 50% FG or Over:</b> 1-1 (0-0 WCC)	10-5 (4-1 WCC)
<b>Shoots Below 50% FG:</b> 5-16 (0-8 WCC)	19-52 (6-27 WCC)
<b>Shoots 33%+ 3FG:</b> 3-5 (0-3 WCC)	24-23 (8-12 WCC)
<b>Shoots Below 33% 3FG:</b> 3-12 (0-5 WCC)	5-34 (2-16 WCC)
<b>Scores Under 60 pts:</b> 0-7 (0-1 WCC)	1-18 (0-8 WCC)
<b>Scores 60-69 pts:</b> 2-6 (0-4 WCC)	4-23 (1-10 WCC)
<b>Scores 70-79 pts:</b> 2-2 (0-1 WCC)	10-8 (2-5 WCC)
<b>Scores 80+ pts:</b> 2-2 (0-2 WCC)	15-7 (7-5 WCC)
<b>Outrebounds Opp:</b> 1-1 (0-1 WCC)	11-9 (3-4 WCC)
<b>Gets Outrebounded:</b> 3-16 (0-7 WCC)	14-45 (6-24 WCC)
<b>Rebounds Tied:</b> 2-0 (0-0 WCC)	4-2 (1-0 WCC)
<b>Positive Turnover Margin:</b> 5-7 (0-6 WCC)	17-22 (4-13 WCC)
<b>Negative Turnover Margin:</b> 0-9 (0-2 WCC)	10-29 (6-12 WCC)
<b>Turnovers Tied:</b> 1-1 (0-0 WCC)	1-7 (0-3 WCC)
<b>More Blocks:</b> 3-2 (0-2 WCC)	14-17 (5-8 WCC)
<b>Less Blocks:</b> 3-9 (0-3 WCC)	14-29 (4-14 WCC)
<b>Blocks Tied:</b> 0-6 (0-3 WCC)	1-11 (1-6 WCC)
<b>More Points in Paint:</b> 3-5 (0-3 WCC)	14-17 (3-7 WCC)
<b>Less Points in the Paint:</b> 3-10 (0-5 WCC)	12-35 (5-20 WCC)
<b>Points in the Paint Tied:</b> 0-2 (0-0 WCC)	3-5 (2-1 WCC)
<b>More Points Off Bench:</b> 3-10 (0-5 WCC)	17-36 (5-15 WCC)
<b>Less Points Off Bench:</b> 3-6 (0-2 WCC)	11-19 (5-11 WCC)
<b>Points Off Bench Tied:</b> 0-1 (0-1 WCC)	1-2 (1-1 WCC)
<b>More Second Chance Points:</b> 1-4 (0-1 WCC)	12-19 (3-6 WCC)
<b>Less Second Chance Points:</b> 2-13 (0-7 WCC)	14-36 (7-20 WCC)
<b>Second Chance Points Tied:</b> 3-0 (0-0 WCC)	3-2 (0-2 WCC)
<b>More Fast Break Points:</b> 4-8 (0-4 WCC)	17-23 (3-9 WCC)
<b>Less Fast Break Points:</b> 2-9 (0-4 WCC)	10-31 (6-17 WCC)
<b>Fast Break Points Tied:</b> 0-0 (0-0 WCC)	2-3 (1-2 WCC)
<b>Shoots More FTs:</b> 4-6 (0-3 WCC)	17-27 (6-12 WCC)
<b>Shoots Less FTs:</b> 2-9 (0-4 WCC)	8-27 (3-15 WCC)
<b>Free Throw Attempts Tied:</b> 0-2 (0-1 WCC)	4-3 (1-1 WCC)
<b>Makes More FTs:</b> 3-6 (0-4 WCC)	16-25 (6-12 WCC)
<b>Makes Less FTs:</b> 3-11 (0-4 WCC)	13-28 (4-14 WCC)
<b>Free Throw Makes Tied:</b> 0-0 (0-0 WCC)	0-4 (0-2 WCC)
<b>Makes More Threes:</b> 5-3 (0-1 WCC)	22-12 (7-5 WCC)
<b>Makes Less Threes:</b> 1-11 (0-6 WCC)	6-39 (3-22 WCC)
<b>Three-Point Makes Tied:</b> 0-3 (0-1 WCC)	1-5 (0-1 WCC)
<b>Opp Shoots 33%+ 3FG:</b> 1-11 (0-5 WCC)	8-40 (3-18 WCC)
<b>Opp Shoots Below 33% 3FG:</b> 5-6 (0-3 WCC)	21-17 (7-10 WCC)
<b>Opp Scores Under 60:</b> 1-0 (0-0 WCC)	6-0 (0-0 WCC)
<b>Opp Scores 60-69:</b> 2-3 (0-1 WCC)	5-11 (1-4 WCC)
<b>Opp Scores 70-79:</b> 3-5 (0-3 WCC)	14-20 (6-9 WCC)
<b>Opp Scores 80+:</b> 0-9 (0-4 WCC)	4-26 (3-15 WCC)
<b>Game Decided By 3 pts or Less:</b> 3-1 (0-0 WCC)	8-5 (3-1 WCC)
<b>Following a Win:</b> 1-5 (0-1 WCC)	11-19 (3-8 WCC)
<b>Following a Loss:</b> 5-11 (0-7 WCC)	18-34 (7-20 WCC)





# Pacific Tigers

## 2023-24 Men's Basketball



### NUMERICAL

No.	Student-Athlete	Pos.	Ht.	Wt.	Cl.	Hometown (Previous School)
0	Greg Outlaw	G/F	6-4	175	Grad	Chicago, Ill./Central Connecticut State
1	Donovan Williams	G	6-5	200	Sr.	Rockford, Ill./Oklahoma State
2	Jalen Brown	G	6-3	170	Sr.	Portland, Ore./Eastern Arizona
3	Tyler Beard	G	6-2	180	Jr.	Chicago, Ill./Georgetown
4	Moe Odum	G	6-1	160	So.	Bronx, N.Y./West Oaks Academy
5	Lesown Hallums Jr.	G	6-2	190	Sr.	Brooklyn, N.Y./South Carolina State
11	Burke Smith	F/C	6-11	232	R-Jr.	Glen Allen, Va./Boise State
13	Cam Denson	G/F	6-7	210	Jr.	Compton, Calif./Triton
14	Greydon Edwards	G	6-0	170	Jr.	Bentonville, Ark./Pea Ridge HS
21	Villiam Garcia Adsten	G	6-8	210	Fr.	Stockholm, Sweden/Korrespondensgymnasiet
25	Nick Blake	G	6-6	220	Sr.	Las Vegas, Nev./UNLV
30	Tan Yildizoglu	G	6-4	187	Fr.	Istanbul, Turkey/Doga Koleji Sisli Bilim Okullari
33	Judson Martindale	G/F	6-7	210	Sr.	Sudbury, Mass./Holy Cross
34	Makai Richards	F	6-10	225	R-So.	Oak Park, Calif./Eastern Washington

### ALPHABETICAL

No.	Student-Athlete	Pos.	Ht.	Wt.	Cl.	Hometown (Previous School)
3	Tyler Beard	G	6-2	180	Jr.	Chicago, Ill./Georgetown
25	Nick Blake	G	6-6	220	Sr.	Las Vegas, Nev./UNLV
2	Jalen Brown	G	6-3	170	Sr.	Portland, Ore./Eastern Arizona
13	Cam Denson	G/F	6-7	210	Jr.	Compton, Calif./Triton
14	Greydon Edwards	G	6-0	170	Jr.	Bentonville, Ark./Pea Ridge HS
21	Villiam Garcia Adsten	G	6-8	210	Fr.	Stockholm, Sweden/Korrespondensgymnasiet
5	Lesown Hallums Jr.	G	6-2	190	Sr.	Brooklyn, N.Y./South Carolina State
33	Judson Martindale	G/F	6-7	210	Sr.	Sudbury, Mass./Holy Cross
4	Moe Odum	G	6-1	160	So.	Bronx, N.Y./West Oaks Academy
0	Greg Outlaw	G/F	6-4	175	Grad	Chicago, Ill./Central Connecticut State
34	Makai Richards	F	6-10	225	R-So.	Oak Park, Calif./Eastern Washington
11	Burke Smith	F/C	6-11	232	R-Jr.	Glen Allen, Va./Boise State
1	Donovan Williams	G	6-5	200	Sr.	Rockford, Ill./Oklahoma State
30	Tan Yildizoglu	G	6-4	187	Fr.	Istanbul, Turkey/Doga Koleji Sisli Bilim Okullari

### COACHING STAFF

Head Coach: Leonard Perry (Third Season)

Associate Head Coach: Josh Newman (Third Season)

Assistant Coach: Justin Brown (Third Season)

Assistant Coach: Jason Levy (Third Season)

Assistant Coach/Operations: Beruk Afaw (First Season)

Assistant Coach/Video: Jonathan Jones (First Season)

### Pronunciation Guide

#5 Lesown Hallums

Lace-on Hal-Ums

#21 Villiam Garcia Adsten

Vill-ee-um Ad-stan

#30 Tan Yildizoglu

Tawn Yill-deh-zoh-luh  
(rhymes with dawn)

### BY CLASS

Grad (1)..... Greg Outlaw  
Senior (5)..... Nick Blake  
..... Jalen Brown  
..... Lesown Hallums Jr.  
..... Judson Martindale  
..... Donovan Williams  
Junior (4)..... Tyler Beard  
..... Cam Denson  
..... Greydon Edwards  
..... Burke Smith  
Sophomore (2)..... Moe Odum  
..... Makai Richards  
Freshmen (2) .....  
..... Villiam Garcia Adsten  
..... Tan Yildizoglu

### BY POSITION

Guards (9) ..... Tyler Beard  
..... Nick Blake  
..... Jalen Brown  
..... Greydon Edwards  
..... Villiam Garcia Adsten  
..... Lesown Hallums Jr.  
..... Moe Odum  
..... Donovan Williams  
..... Tan Yildizoglu  
Guard/Forwards (3).....  
..... Cam Denson  
..... Judson Martindale  
..... Greg Outlaw  
Forwards (1)..... Makai Richards  
Forward/Centers (1).....  
..... Burke Smith

### BY STATE/COUNTRY

Illinois (3) ..... Tyler Beard  
..... Greg Outlaw  
..... Donovan Williams  
California (2) ..... Cam Denson  
..... Makai Richards  
New York (2).....  
..... Lesown Hallums Jr.  
..... Moe Odum  
Arkansas (1) . Greydon Edwards  
Massachusetts (1) .....  
..... Judson Martindale  
Nevada (1) ..... Nick Blake  
Sweden (1) .....  
..... Villiam Garcia Adsten  
Oregon (1) ..... Jalen Brown  
Turkey (1)..... Tan Yildizoglu  
Virginia (1) ..... Burke Smith



# Pacific Tigers

## 2023-24 Men's Basketball



# LEONARD PERRY

## Head Coach • Third Season

Leonard Perry was named the Pacific men's basketball head coach on July 7, 2021. The 2023-24 season marks his third year as the Tiger head coach and his eighth year on the Stockton campus. He originally arrived at Pacific prior to the 2016-17 season, hired as the associate head coach on Damon Stoudamire's staff. A native of Dallas, Texas, Perry brings decades of coaching and recruiting

experience to the Pacific sidelines, with experiences as a college head coach, a college assistant and NBA assistant coach.

In 2022-23, the program showed significant improvement during the tough West Coast Conference schedule, finishing in a tie for fifth in the conference with BYU and San Francisco. The Tigers earned seven WCC wins during the season, more than doubling the total from his first season (3). Pacific knocked off Santa Clara and Loyola Marymount during the season, the two teams that finished just ahead of them in the WCC. Pacific also picked up a first-round win in the WCC Championship, rolling past Pepperdine, 84-71, to give the program its first WCC postseason win since 2017.

In 2021-22, his first season at the helm at Pacific, Perry inherited a program in transition with just four returning players. The Tigers finished 8-22 record in 2021-22, earning an eighth-place finish in the West Coast Conference standings. Perry led the team to an upset win over BYU on January 29, 2022, and nearly defeated #21 USC on the road on February 8. Under Perry, the team earned its highest grade-point average in over 10 years, with seven student-athletes recording a 3.0 GPA or higher. Along with success in the classroom, Alphonso Anderson was named to the CoSIDA Academic All-District team, becoming the first men's basketball player selected to the list since Christian Maraker earned the honor in 2007.

During his five years as the associate head coach, Perry has helped Pacific to its highest winning season (2019-20, 23 wins) in 10 years and helped develop two Tigers who became WCC Defensive Player of the Year - Jahlil Tripp, 2019-20, and Namdi Okonkwo, 2016-17. Tripp played two seasons in the NBA G League.

Prior to Pacific, Perry was the associate head coach at Colorado State. He spent four seasons with the Rams, during which time Colorado State enjoyed unprecedented success. In his first year in Fort Collins, Perry was instrumental in the Rams' most successful season in program history. Colorado State went 26-9, entered the AP Top 25 for the first time, and advanced to the Round of 32 in the NCAA Tournament.

The Rams rewrote the record book during the 2014-15 season, starting the season 14-0 before going on to post a 27-7 record while making the postseason for the second time in three seasons. While at Colorado State, Perry coached alongside his long-time mentor, head coach Larry Eustachy. After a one-year stint together at Southern Miss, the two spent four seasons at Colorado State, where they led the Golden Eagles into the NCAA Tournament.

Before Southern Miss, Perry spent six years with the Indiana Pacers serving as an assistant coach during the 2006-07 season. He then spent 2007-11 as an Advanced Scout for the Pacers. In 2008, he was in charge of NBA and NBA Developmental League Pro Scouting.

Before Indiana, Perry was the head coach at his alma mater, Idaho, from 2001-06, where he led the Vandals to a 48-97 record over five seasons and coached eight All-Big West honorees.

Before Idaho, Perry spent six years with Eustachy at Iowa State and Utah State as an assistant and then associate head coach with ISU. Perry helped lead the Cyclones to two NCAA Tournament Appearances, including the 2000 Big 12 regular season and tournament championship and a spot in the Elite Eight.

Perry was an assistant coach at Utah State from 1995 to 1998, where he helped lead the Aggies to a 63-32 record, including two 20-win seasons. Utah State won back-to-back Big West Conference regular-season championships in 1996-97 and 1997-98 and made the NCAA Tournament in 1997-98.

No stranger to success as a player at Idaho, Perry led the Vandals to a 25-6 mark, the Big Sky Conference Tournament championship, and a berth in the 1990 NCAA Tournament as the team's starting point guard. He received the team's most improved player award in 1990 and the Ronald White Award in 1991 as the Vandals' most outstanding player. He graduated from Idaho in 1995 with a degree in general studies with an emphasis in English.

Perry and his wife, Christina, have two daughters, Keisha Ann and Kayla Corrine, and a son, Justin Leonard. Perry also has another son, Leonard III, and a daughter Camitri Deon.

### THE LEONARD PERRY FILE

#### COACHING EXPERIENCE

2021-Present:	Pacific, Head Coach
2012-16:	Pacific, Associate Head Coach
2011-12:	South Miss, Assistant Coach
2006-07:	Indiana Pacers (NBA), Assistant Coach
2001-06:	Idaho, Head Coach
1999-01:	Iowa State, Associate Head Coach
1998-99:	Iowa State, Assistant Coach
1995-98:	Utah State, Assistant Coach

#### HEAD COACHING CAREER

Season	School	Position	Record
2023-24	Pacific	Head Coach	6-16
2022-23	Pacific	Head Coach	15-18
2021-22	Pacific	Head Coach	8-22
2005-06	Idaho	Head Coach	4-25
2004-05	Idaho	Head Coach	8-22
2003-04	Idaho	Head Coach	14-16
2002-03	Idaho	Head Coach	13-15
2001-02	Idaho	Head Coach	9-19



# Pacific Tigers

## 2023-24 Men's Basketball



### 2023-24 WCC Preseason All-Conference Team

Name	Yr.	Pos.	School
Alex Ducas	Sr.	G/F	Saint Mary's
Graham Ike	Jr.	F	Gonzaga
Keli Leaupepe	Sr.	F	LMU
Aidan Mahaney	So.	G	Saint Mary's
Houston Mallette	Jr.	G	Pepperdine
Ryan Nembhard	Jr.	G	Gonzaga
Jevon Porter	So.	F	Pepperdine
Tyler Robertson	Sr.	G/F	Portland
Mitchell Saxen	Sr.	C	Saint Mary's
Anton Watson	Sr.	F	Gonzaga

### 2023-24 WCC Preseason Poll

1. Saint Mary's	61 (5)
2. Gonzaga	60 (4)
3. San Francisco	45
4. LMU	42
5. Santa Clara	41
6. Portland	27
7. Pepperdine	22
<b>8. Pacific</b>	<b>16</b>
9. San Diego	10

### TIGERS 2023-24 MISCELLANEOUS STATS

#### Largest halftime lead

21, vs. Stanislaus St. (12/18/23)

#### Largest halftime deficit

40, at Nevada (11/15/23)

#### Largest halftime lead surrendered in a loss

1, two times

#### Largest halftime deficit overcome in a win

8, vs. Lamar (11/18/23)

#### Largest lead any time

24, vs. Stanislaus St. (12/18/23)

#### Largest deficit any time

51, at Nevada (11/15/23)

#### Most Consecutive Points Scored in a Game

17, vs. Cal Maritime (12/30/23)

#### Most Consecutive Points Allowed in a Game

19, at Saint Mary's (1/25/24)

#### Largest lead surrendered in a loss

11, vs. UC Davis (12/16/23)

#### Largest deficit overcome in a win

18, vs. Lamar (11/18/23)

#### Most points scored in a half

47, 2H at Cal (11/10/23)

#### Fewest points scored in a half

14, at Saint Mary's (1/25/24)

#### Most points allowed in a half

55, at Nevada (11/15/23)

#### Fewest points allowed in a half

21, vs. Stanislaus St. (12/18/23)

#### Most 3FG Made in a game

13, at Cal (11/10/23)

#### Most 3FG Allowed in a game

16, at Fresno State (12/9/23)

#### Largest Rebounding Advantage

+1, two times

#### Largest Rebounding Disadvantage

-27, at Saint Mary's (1/25/24)

### 2023-24 WEST COAST CONFERENCE STANDINGS

School	WCC	PCT	OVRL	PCT	STRK
Saint Mary's	8-0	1.000	17-6	.739	W9
Gonzaga	7-1	.875	16-5	.762	W5
San Francisco	6-2	.750	17-6	.739	W2
Santa Clara	6-2	.750	15-8	.652	L1
LMU	3-5	.375	10-12	.455	L2
Pepperdine	2-6	.250	9-14	.391	L4
Portland	2-6	.250	8-15	.348	W1
San Diego	2-6	.250	12-11	.522	L1
<b>Pacific</b>	<b>0-8</b>	<b>.000</b>	<b>6-17</b>	<b>.261</b>	<b>L8</b>

### Where Pacific Ranks in the WCC

2023-24 Statistics

#### TEAM RANKINGS (TOP-3)

-

#### INDIVIDUAL RANKINGS (TOP-5)

2nd - Odum in assists (4.8 apg)  
2nd - Odum in assist:turnover ratio (2.5)

### 2023-24 Record by Starting Lineup

1-1: Beard-Denson-Martindale-Odum-Williams  
2-3: Denson-Hallums-Martindale-Odum-Williams  
1-2: Beard-Denson-Odum-Richards-Williams  
1-0: Blake-Brown-Garcia Adsten-Outlaw-Richards  
1-0: Beard-Denson-Hallums-Williams-Yildizoglu  
0-1: Denson-Hallums-Martindale-Richards-Williams  
0-1: Beard-Denson-Hallums-Martindale-Odum  
0-1: Beard-Blake-Garcia Adsten-Outlaw-Richards  
0-1: Blake-Hallums-Odum-Smith-Williams  
0-3: Blake-Denson-Hallums-Odum-Williams  
0-4: Denson-Martindale-Odum-Richards-Williams



### 2023-24 Single-Game Individual Categorical Highs

Points	25, Lesown Hallums Jr. vs. USF (1/4/24)
FGM	9, Lesown Hallums Jr. vs. USF (1/4/24)
3FG Made	4, three times
FT Made	10, Donovan Williams vs. Santa Clara (1/18/24)
Rebounds	11, Donovan Williams vs. Le Moyne (11/24/23)
Assists	10, Moe Odum, two times
Steals	4, two times
Blocks	3, two times
Minutes	44:31, Moe Odum vs. USF (1/4/24)



# Pacific Tigers

## 2023-24 Men's Basketball



### In Pacific's Last Outing...

#### Portland Sneaks Past Pacific in Closing Minutes

**STOCKTON, Calif.** – In a game that could have gone either way, the Pacific men's basketball program finished on the short end of a 65-60 decision to Portland on Thursday at the Alex G. Spanos Center.

The game was tied 55-55 at the final media timeout when Portland (8-15, 2-6 WCC) did just enough down the stretch to overtake Pacific (6-17, 0-8 WCC). The contest featured nine ties and four lead changes, and both teams led for over 18 minutes.

A career night came from sophomore Makai Richards. He poured in a career-high 17 points and matched his career-highs of eight rebounds and two blocks.

#### Portland - 65

Record: 8-15 (2-6)

NO.	Name		Min	FG M-A	3P M-A	FT M-A	Rebounds			Fouls		TP	AS	TO	ST	Blocks		+/-
							OR	DR	TOT	PF	FD					BS	BA	
24	Bol Dengdit	F	31:02	2-6	2-6	4-5	2	9	11	4	3	10	0	0	0	0	1	-5
0	Vukasin Masic	G	36:37	9-13	2-3	3-4	0	7	7	2	3	23	2	2	1	0	0	6
2	Tyler Robertson	G	40:00	2-13	1-7	0-0	0	2	2	0	3	5	1	3	2	0	1	5
4	Juan Sebastian Gorosito	G	40:00	4-10	4-10	7-7	1	1	2	3	3	19	6	2	0	1	0	5
5	Chris Austin	G	20:23	0-2	0-1	0-0	1	1	2	1	2	0	1	1	0	1	0	-11
3	Yuto Yamanouchi-Williams		18:55	2-5	2-4	2-3	0	7	7	3	3	8	1	2	1	2	1	11
23	Vasilije Vucinic		04:48	0-0	0-0	0-0	0	1	1	3	1	0	0	0	0	1	0	8
10	Coleman Lemke		08:15	0-1	0-1	0-0	0	0	0	0	0	0	0	0	0	0	0	6
Team							0	0	0			0		0				
<b>Totals</b>				19-50	11-32	16-19	4	28	32	16	18	65	11	10	4	5	3	5

Technical Fouls::NONE

Shooting By Period		
1 <sup>st</sup> FG%	11-27	40.7%
3PT%	6-17	35.3%
FT%	2-3	66.7%
2 <sup>nd</sup> FG%	8-23	34.8%
3PT%	5-15	33.3%
FT%	14-16	87.5%
GM FG%	19-50	38.0%
3PT%	11-32	34.4%
FT%	16-19	84.2%

Dead Ball Rebounds: 1, 4

#### Pacific - 60

Record: 6-17 (0-8)

NO.	Name		Min	FG M-A	3P M-A	FT M-A	Rebounds			Fouls		TP	AS	TO	ST	Blocks		+/-
							OR	DR	TOT	PF	FD					BS	BA	
13	Cam Denson	F	28:29	0-4	0-1	1-2	1	2	3	4	4	1	3	4	0	1	1	-2
33	Judson Martindale	F	30:38	7-16	4-9	1-2	0	3	3	4	3	19	0	0	1	0	1	5
34	Makai Richards	F	32:09	8-12	0-0	1-2	3	5	8	4	4	17	1	0	1	2	1	4
1	Donovan Williams	G	24:35	3-7	0-1	1-2	0	5	5	0	1	7	1	0	1	0	0	8
4	Moe Odum	G	31:29	1-7	0-2	4-4	1	2	3	2	2	6	6	0	0	0	1	-5
25	Nick Blake		22:01	3-9	2-4	0-0	0	5	5	3	0	8	0	1	1	0	0	-16
11	Burke Smith		03:35	0-2	0-1	0-0	0	0	0	1	1	0	0	0	0	0	1	-9
3	Tyler Beard		19:39	1-4	0-2	0-0	0	4	4	0	1	2	1	0	0	0	0	-5
5	Lesown Hallums Jr.		02:30	0-0	0-0	0-0	0	1	1	0	0	0	0	0	0	0	0	-2
30	Tan Yildizoglu		04:55	0-1	0-1	0-0	0	1	1	0	0	0	0	0	0	0	0	-3
Team							0	0	0			0		0				
<b>Totals</b>				23-62	6-21	8-12	5	28	33	18	16	60	12	5	4	3	5	-5

Technical Fouls::NONE

Shooting By Period		
1 <sup>st</sup> FG%	11-33	33.3%
3PT%	1-11	9.1%
FT%	1-2	50%
2 <sup>nd</sup> FG%	12-29	41.4%
3PT%	5-10	50.0%
FT%	7-10	70%
GM FG%	23-62	37.1%
3PT%	6-21	28.6%
FT%	8-12	66.7%

Dead Ball Rebounds: 6, 1

	POR	PAC
Biggest lead	9 (2 <sup>nd</sup> 19:36)	6 (2 <sup>nd</sup> 16:18)
Best Scoring Run	8 (1 <sup>st</sup> 11:40)	15 (2 <sup>nd</sup> 16:18)
Lead Changes	9	
Times Tied	4	
Time with Lead	19:09	18:01

Points from	POR	PAC
Turnovers	6	12
Paint	14	30
Second Chance	2	8
Fast Breaks	6	8
Bench	8	10

Period by Period Scoring			
	1st	2nd	TOT
POR	30	35	65
PAC	24	36	60





# Pacific Tigers

## 2023-24 Men's Basketball



### Game Records

Record	Overall	Home	Away	Neutral
ALL GAMES	6-17	5-8	1-9	0-0
CONFERENCE	0-8	0-4	0-4	0-0
NON-CONFERENCE	6-9	5-4	1-5	0-0

### Score by Periods

Team	1st	2nd	OT	TOT
Pacific	712	765	20	1497
Opponents	829	912	21	1762

### Team Box Score

No.	Player				Total		3-Point		F-Throw		Rebounds													
		GP-GS	MIN	AVG	FG-FGA	FG%	3FG-3FGA	3FG%	FT-FTA	FT%	OFF	DEF	TOT	AVG	PF	DQ	A	TO	BLK	STL	PTS	AVG		
33	MARTINDALE, Judson	21-13	523:05	24.9	78-166	.470	35-88	.398	29-40	.725	9	34	43	2.0	49	0	19	24	2	10	220	10.5		
1	WILLIAMS, Donovan	23-20	712:60	31.0	61-171	.357	22-85	.259	68-105	.648	7	98	105	4.6	47	0	35	29	4	24	212	9.2		
25	BLAKE, Nick	12-6	280:19	23.4	35-91	.385	13-35	.371	24-35	.686	7	25	32	2.7	17	0	13	16	2	7	107	8.9		
4	ODUM, Moe	23-20	672:33	29.2	70-186	.376	27-93	.290	38-55	.691	11	51	62	2.7	44	1	110	44	2	29	205	8.9		
13	DENSON, Cam	22-20	495:40	22.5	68-137	.496	2-12	.167	37-71	.521	31	71	102	4.6	64	3	24	36	13	16	175	8.0		
5	HALLUMS JR. , Lesown	23-12	429:46	18.7	62-134	.463	9-36	.250	25-40	.625	11	30	41	1.8	31	0	23	26	1	16	158	6.9		
11	SMITH, Burke	22-1	271:18	12.3	46-88	.523	9-26	.346	8-19	.421	12	34	46	2.1	29	1	11	9	3	8	109	5.0		
3	BEARD, Tyler	21-7	414:15	19.7	38-118	.322	19-58	.328	8-13	.615	4	40	44	2.1	11	0	39	17	2	8	103	4.9		
34	RICHARDS, Makai	17-10	212:25	12.5	28-45	.622	0-0	.000	4-6	.667	13	31	44	2.6	37	0	6	7	9	5	60	3.5		
0	OUTLAW, Greg	18-2	212:14	11.8	15-44	.341	5-14	.357	19-20	.950	8	16	24	1.3	20	0	4	21	2	8	54	3.0		
30	YILDIZOGLU, Tan	20-1	228:15	11.4	15-35	.429	2-14	.143	16-30	.533	4	16	20	1.0	27	0	26	23	1	10	48	2.4		
21	GARCIA ADSTEN, Villiam	15-2	115:49	7.7	8-35	.229	4-12	.333	5-10	.500	5	17	22	1.5	12	0	3	12	3	5	25	1.7		
2	BROWN, Jalen	11-1	74:45	6.8	6-21	.286	6-21	.286	0-0	.000	0	7	7	0.6	7	0	4	3	0	0	18	1.6		
14	EDWARDS, Greydon	3-0	06:38	2.2	1-5	.200	1-2	.500	0-0	.000	0	0	0	0.0	0	0	0	0	0	0	3	1.0		
Team											20	20	40				12							
Total		23	4650		531-1276	.416	154-496	.310	281-444	.633	142	490	632	27.5	395	5	317	279	44	146	1497	65.1		
Opponents		23	4650		619-1312	.472	185-535	.346	339-473	.717	210	630	840	36.5	416	4	306	283	71	147	1762	76.6		

### Team Statistics

	UOP	OPP
<b>Scoring</b>	<b>1497</b>	<b>1762</b>
Points per game	65.1	76.6
Scoring margin	-11.5	-
<b>Field goals-att</b>	<b>531-1276</b>	<b>619-1312</b>
Field goal pct	.416	.472
<b>3 point fg-att</b>	<b>154-496</b>	<b>185-535</b>
3-point FG pct	.310	.346
3-pt FG made per game	6.7	8.0
<b>Free throws-att</b>	<b>281-444</b>	<b>339-473</b>
Free throw pct	.633	.717
F-Throws made per game	12.2	14.7
<b>Rebounds</b>	<b>632</b>	<b>840</b>
Rebounds per game	27.5	36.5
Rebounding margin	-9.0	-
<b>Assists</b>	<b>317</b>	<b>306</b>
Assists per game	13.8	13.3
<b>Turnovers</b>	<b>279</b>	<b>283</b>
Turnovers per game	12.1	12.3
Turnover margin	+0.2	-
Assist/turnover ratio	1.1	1.1
<b>Steals</b>	<b>146</b>	<b>147</b>
Steals per game	6.3	6.4
<b>Blocks</b>	<b>44</b>	<b>71</b>
Blocks per game	1.9	3.1
<b>Winning streak</b>	<b>0</b>	<b>-</b>
Home win streak	0	-
<b>Attendance</b>	<b>15346</b>	<b>22859</b>
Home games-Avg/Game	13-1180	10-2286
Neutral site-Avg/Game	-	0-0

### Team Results

Date	Opponent		Score	Att.
11/06/2023	Sam Houston	L	57-64	1266
11/10/2023	at California	W	87-79	3195
11/15/2023	at Nevada	L	39-88	7131
11/18/2023	Lamar University	W	77-76	912
11/20/2023	North Dakota	L	71-73	799
11/24/2023	Le Moyne	W	73-71	696
11/26/2023	Mississippi Val.	Wot	68-65	684
11/29/2023	CSUN	L	69-80	850
12/02/2023	at Northern Ariz.	L	58-78	805
12/05/2023	at Idaho	L	53-83	1490
12/09/2023	at Fresno St.	L	56-89	3473
12/16/2023	UC Davis	L	61-82	932
12/18/2023	Stanislaus St.	W	68-46	736
12/20/2023	at Cal St. Fullerton	L	56-67	518
12/30/2023	Cal Maritime	W	80-66	819
01/04/2024	San Francisco	Lot	88-92	1429
01/06/2024	at Portland	L	64-78	1237
01/11/2024	at Pepperdine	L	78-93	602
01/13/2024	at LMU (CA)	L	64-81	1122
01/18/2024	Santa Clara	L	69-88	1881
01/25/2024	at Saint Mary's (CA)	L	28-76	3286
01/27/2024	Gonzaga	L	73-82	3164
02/01/2024	Portland	L	60-65	1178

### Season Stats





# Pacific Tigers

## 2023-24 Men's Basketball



### Game Records

Record	Overall	Home	Away	Neutral
ALL GAMES	0-8	0-4	0-4	0-0
CONFERENCE	0-8	0-4	0-4	0-0
NON-CONFERENCE	0-0	0-0	0-0	0-0

### Score by Periods

Team	1st	2nd	OT	TOT
Pacific	240	274	10	524
Opponents	300	341	14	655

### Team Box Score

No.	Player				Total		3-Point		F-Throw		Rebounds													
		GP-GS	MIN	AVG	FG-FGA	FG%	3FG-3FGA	3FG%	FT-FTA	FT%	OFF	DEF	TOT	AVG	PF	DQ	A	TO	BLK	STL	PTS	AVG		
1	WILLIAMS, Donovan	8-8	270:09	33.8	28-68	.412	7-33	.212	26-41	.634	3	38	41	5.1	12	0	9	9	2	8	89	11.1		
33	MARTINDALE, Judson	7-4	174:54	25.0	27-56	.482	14-30	.467	5-10	.500	1	11	12	1.7	20	0	4	5	0	4	73	10.4		
4	ODUM, Moe	8-8	251:41	31.5	24-74	.324	7-29	.241	22-30	.733	4	24	28	3.5	14	0	43	16	1	7	77	9.6		
25	BLAKE, Nick	8-4	184:38	23.1	20-54	.370	8-23	.348	11-14	.786	3	16	19	2.4	13	0	7	6	0	5	59	7.4		
34	RICHARDS, Makai	6-4	117:03	19.5	20-30	.667	0-0	.000	4-6	.667	9	15	24	4.0	19	0	3	2	6	1	44	7.3		
13	DENSON, Cam	7-7	184:33	26.4	18-50	.360	0-4	.000	15-23	.652	10	20	30	4.3	26	1	9	13	8	3	51	7.3		
5	HALLUMS JR. , Lesown	8-4	121:02	15.1	19-38	.500	5-11	.455	7-9	.778	1	6	7	0.9	10	0	3	3	1	4	50	6.3		
3	BEARD, Tyler	8-0	137:55	17.2	13-30	.433	8-20	.400	4-6	.667	1	14	15	1.9	1	0	12	5	1	1	38	4.8		
11	SMITH, Burke	7-1	68:45	9.8	11-25	.440	1-6	.167	2-6	.333	2	5	7	1.0	9	0	3	1	0	1	25	3.6		
0	OUTLAW, Greg	5-0	43:25	8.7	1-5	.200	0-1	.000	6-6	1.000	0	0	0	0.0	4	0	1	3	1	1	8	1.6		
30	YILDIZOGLU, Tan	8-0	55:50	7.0	2-10	.200	1-5	.200	5-7	.714	0	4	4	0.5	9	0	8	4	1	1	10	1.3		
21	GARCIA ADSTEN, Villiam	2-0	15:03	7.5	0-5	.000	0-2	.000	0-0	.000	2	1	3	1.5	2	0	0	1	0	0	0	0.0		
2	BROWN, Jalen	1-0	00:02	0.0	0-1	.000	0-1	.000	0-0	.000	0	0	0	0.0	1	0	0	0	0	0	0	0.0		
Team											6	6	12					3						
Total		8	1625		183-446	.410	51-165	.309	107-158	.677	42	160	202	25.3	140	1	102	71	21	36	524	65.5		
Opponents		8	1625		228-464	.491	76-213	.357	123-172	.715	84	227	311	38.9	138	2	114	83	24	38	655	81.9		

### Team Statistics

	UOP	OPP
<b>Scoring</b>	<b>524</b>	<b>655</b>
Points per game	65.5	81.9
Scoring margin	-16.4	-
<b>Field goals-att</b>	<b>183-446</b>	<b>228-464</b>
Field goal pct	.410	.491
<b>3 point fg-att</b>	<b>51-165</b>	<b>76-213</b>
3-point FG pct	.309	.357
3-pt FG made per game	6.4	9.5
<b>Free throws-att</b>	<b>107-158</b>	<b>123-172</b>
Free throw pct	.677	.715
F-Throws made per game	13.4	15.4
<b>Rebounds</b>	<b>202</b>	<b>311</b>
Rebounds per game	25.3	38.9
Rebounding margin	-13.6	-
<b>Assists</b>	<b>102</b>	<b>114</b>
Assists per game	12.8	14.3
<b>Turnovers</b>	<b>71</b>	<b>83</b>
Turnovers per game	8.9	10.4
Turnover margin	+1.5	-
Assist/turnover ratio	1.4	1.4
<b>Steals</b>	<b>36</b>	<b>38</b>
Steals per game	4.5	4.8
<b>Blocks</b>	<b>21</b>	<b>24</b>
Blocks per game	2.6	3.0
<b>Winning streak</b>	<b>0</b>	<b>-</b>
Home win streak	0	-
<b>Attendance</b>	<b>7652</b>	<b>6247</b>
Home games-Avg/Game	4-1913	4-1562
Neutral site-Avg/Game	-	0-0

### Team Results

Date	Opponent		Score	Att.
01/04/2024	San Francisco	Lot	88-92	1429
01/06/2024	at Portland	L	64-78	1237
01/11/2024	at Pepperdine	L	78-93	602
01/13/2024	at LMU (CA)	L	64-81	1122
01/18/2024	Santa Clara	L	69-88	1881
01/25/2024	at Saint Mary's (CA)	L	28-76	3286
01/27/2024	Gonzaga	L	73-82	3164
02/01/2024	Portland	L	60-65	1178

## Conference Only Stats



# Pacific Tigers

## 2023-24 Men's Basketball



### The Last Time the Tigers...

Scored 110 or more points	114, vs. Cal Poly (2/14/98)
Scored 100 or more points	107, vs. St. Mary's (1/4/20)
Scored 90 or more points	99, vs. San Diego (2/11/23)
Scored 80 or more points	88, vs. San Francisco (1/4/24)
Shot 60%	.623, at N. Dakota (11/15/22)
Made 35-39 Field Goals	38, at North Dakota (11/15/22)
Made 40-49 Field Goals	41, vs. Arkansas-Fort Smith (12/3/17)
3FG 50%+	.500 (13-26), vs. Cal (11/10/23)
3FG 60%+	.727 (8-11), vs. Nevada (11/8/13)
Made 10+ 3FG	11, at Pepperdine (1/11/24)
Made 15+ 3FG	16, vs. San Diego (2/11/23)
FT 80%	.842 (16-19), vs. Cal (11/10/23)
FT 90%	.913 (21-23), vs. Gonzaga (1/21/23)
FT 100% (min 15 att.)	15-15, vs. San Jose State (2/2/78)
Made 25+ FTs	35, vs. St. Mary's (1/4/20)
Made 30+ FTs	35, vs. St. Mary's (1/4/20)
Attempted 40+ FTs	45, vs. St. Mary's (1/4/20)
Attempted less than 10 FTs	9, at Saint Mary's (1/25/24)
50+ Rebounds	57, at Westmont (12/20/20)
20+ Off. Rebounds	21, at Westmont (12/20/20)
30+ Assists	33, vs. Cleveland State (12/29/94)
10+ Blocks	13, vs. St. Mary's (1/4/2020)
15+ Steals	16, vs. UC Irvine (2/22/97)
5 or fewer Turnovers	5, vs. Portland (2/1/24)
10 or fewer Turnovers	5, vs. Portland (2/1/24)
Played an OT game	L, 92-88 vs. San Francisco (1/4/24)
Won an OT game	W, 68-65 vs. MVSU (11/26/23)
Played a 2OT game	L, 85-82 vs. Nevada (11/21/15)
Won a 2OT game	W, 67-64 vs. Pepperdine (11/13/09)
Played a 3OT game	L, 75-71 vs. Fresno State (2/4/89)
Won a 3OT game	W, 76-70 vs. USF (2/2/54)
Played a 4OT game	W, 107-99 vs. St. Mary's (1/4/20)
Won a 4OT game	W, 107-99 vs. St. Mary's (1/4/20)
Two double-doubles	T.J. Wallace (25 pts/10 asts), Jack Williams (17 pts/14 rebs) vs. Pepperdine (1/12/17)
Two score 20+	Keylan Boone (25), Moe Odum (22) vs. Pepperdine (3/2/23)
Two score 25+	Keylan Boone (30), Jordan Ivy-Curry (25) vs. San Diego (2/11/23)
Won by 40+	95-50 vs. UC Davis (2/28/08)
Won by 50+	96-46 vs. UC Irvine (12/22/97)
Won a WCC game by 30+	95-50 vs. UC Davis (2/28/08)
Won a WCC game by 40+	95-50 vs. UC Davis (2/28/08)
Two double-doubles in one game	T.J. Wallace (25 pts/10 asts) Jack Williams (17 pts/14 rebs) vs. Pepperdine (1/12/17)

### Pacific Retired Numbers

No.	Name	Pos.	Yrs Played	Yr Ret
5	Dell Demps	G	1988-92	2019
23	John Gianelli	F/C	1969-72	1973
32	Keith Swagerty	F	1964-67	1967
44	Ron Cornelius	C	1977-81	1982
55	Michael Olowokandi	C	1995-98	1998

### Single-Game School Records

#### Points

44, Bill Stricker vs. Portland (12/21/68)

#### Field Goals Made

18, Bill Stricker vs. Portland (12/21/68)  
18, Russ Coleman vs. Santa Clara (12/8/77)

#### Field Goal Attempts

35, Dave Davis vs. Fresno State (2/4/56)  
35, Ken Stanley vs. USF (3/11/61)

#### Field Goal Percentage (min. 10 attempts)

.933 (14-15), Michael Olowokandi vs. Pepperdine (12/6/97)

#### Three-Pointers Made

9, Clay McKnight vs. Fresno State (12/7/98)

#### Three-Pointers Attempted

16, Clay McKnight vs. Fresno State (12/7/98)  
16, Clay McKnight vs. Sacramento State (11/28/98)  
16, Adam Jacobsen vs. Nevada (3/2/95)

#### Three-Point Percentage (min. 5)

6-6, Scott Thomason vs. NMSU (3/4/99)

#### Free Throws Made

16, David Fox vs. USF (12/30/66)

#### Free Throw Attempts

19, Dave Klurman vs. Gonzaga (2/5/65)  
19, Keith Swagerty vs. UCSB (3/5/65)  
19, Jon Thomas vs. Fresno State (3/6/66)

#### Free Throw Percentage (min. 10)

14-14, Ken Stanley vs. CSU (12/20/60)  
14-14, Dave Balsley vs. UCSB (12/14/62)

#### Rebounds

39, Keith Swagerty vs. UCSB (3/5/65)

#### Assists

14, Dell Demps vs. UC Irvine (1/7/91)

#### Steals

8, Russ Coleman vs. UC Davis (11/26/77)  
8, Tony Amundsen vs. Utah State (1/23/93)

#### Blocks

11, Lee Smith vs. UC Davis (1/3/80)

#### Minutes

52, Jahlil Tripp vs. St. Mary's (1/4/20)  
52, Daniss Jenkins vs. St. Mary's (1/4/20)

#### Consecutive Free Throws Made

41, Andrew Bock (2013-14)



# Pacific Tigers

## 2023-24 Men's Basketball



### The Last Time a Tiger...

Scored 30-39 points	Keylan Boone (30), vs. San Diego (2/11/23)
Scored 40+ points	Roberto Gallinat (41) vs. San Francisco (2/22/18)
Consecutive 20+ Points	Jeremiah Bailey (21 & 28) vs. Portland & at LMU (2020-21)
Perfect from Field (min. 5)	Sam Freeman (6-6) vs. Stanislaus St. (11/16/21)
Perfect from Three (min. 3)	Nick Blake (3-3) vs. Pepperdine (2/2/23)
Perfect from FT (min. 8)	Alphonso Anderson (8-8), vs. BYU (1/29/22)
Made 5+ 3FG	Luke Avdalovic (7) vs. Stanislaus St. (12/13/22)
Made 10+ FT	Donovan Williams (11) vs. Idaho (11/25/22)
Made 10+ FG	Keyland Boone (11) vs. Pepperdine (3/2/23)
10-14 Rebounds	Cam Denson (10) at CSU Fullerton (12/20/23)
15-19 Rebounds	Jahlil Tripp (15) vs. Pepperdine (2/8/20)
20+ Rebounds	Jahlil Tripp (20) at San Francisco (2/6/20)
30+ Rebounds	John Gianelli (32) vs. Nevada (2/20/71)
5+ Steals	Tyler Beard (6) at N. Dakota State (11/13/22)
5+ Blocks	Shaquillo Fritz & James Hampshire (5) vs. St. Mary's (1/4/2020)
10+ Blocks	Lee Smith (11) vs. UC Davis (1/3/80)
7+ Assists	Moe Odum (10) vs. San Francisco (1/4/24)
10+ Assists	Moe Odum (10) vs. San Francisco (1/4/24)
Played 45+ Minutes	Jahlil Tripp (52) & Daniss Jenkins (52) vs. St. Mary's (1/4/20)
Had a double-double	Moe Odum (19 pts/10 asts) vs. San Francisco (1/4/24)
Consecutive Double-Doubles	Jordan Bell (12 pts/10 rebs) at BYU    (11 pts/10 rebs) vs. Gonzaga (2020-21)
Had a triple-double	Never
Had 20 pts, 10 reb	Keylan Boone (27 pts/12 rebs) at San Diego (1/5/23)
Had 20 pts, 15 reb	Jahlil Tripp (24 pts/15 rebs) vs. Pepperdine (2/8/20)
Had 15 pts, 15 reb	Jahlil Tripp (24 pts/15 rebs) vs. Pepperdine (2/8/20)
Had 30 pts, 10 reb	Jahlil Tripp (39 pts/11 rebs) vs. St. Mary's (1/4/20)
Had 10 pts, 10 ast	Moe Odum (19 pts/10 asts) vs. San Francisco (1/4/24)
Five or more in double figures	Avdalovic (12), Denson (12), Ivy-Curry (11), Beard (11), Outlaw (11), Odum (10), vs. Portland (2/25/23)
Six or more in double figures	Avdalovic (12), Denson (12), Ivy-Curry (11), Beard (11), Outlaw (11), Odum (10), vs. Portland (2/25/23)

### Single-Game Team Records

Points	118, vs. Fresno State (12/13/69)	Most 3FG Goals Made	18, vs. Nevada (2/8/96)
Points Allowed	130, vs. Loyola Marymount (12/5/87)	Most 3FG Attempted	40, vs. UC Irvine (2/26/11)
Fewest Points	6, vs. Circle YMCA (1923-24)	Highest 3FG Percentage	1.000 (3-3) vs. San Jose St (2/24/86)
Fewest Points Allowed	8, vs. UC Davis (1922-23)	Most Free Throws Made	45 vs. San Jose State (2/23/80)
Most Points In A Half	70, 2H vs. Linfield (12/22/67)	Most Free Throws Attempted	62 vs. San Jose State (2/23/80)
Most Points In A Loss	103 vs. Loyola Marymount (12/5/87)	Highest Free Throw Percentage	21-21, vs. Cal Poly (1/20/05)
Largest Margin Of Victory	50 (96-46) vs. UC Irvine (12/22/97)	Most Assists	35 vs. UC Davis (12/19/67)
Largest Margin Of Defeat	57 (30-87) vs. Cal (12/13/52)	Most Rebounds	88 vs. Western Michigan (12/21/70)
Largest Combined Score	233 (103-130) vs. LMU (12/5/87)	Most Steals	17 vs. Pepperdine (12/13/08)
Field Goals Made	49, vs. Cal Poly (12/20/72)	Most Blocks	13 vs. St. Mary's (1/4/20)
Field Goals Attempted	103, vs. Pepperdine (2/25/67)	Most Fouls	39 vs. LSU (12/8/73)
Highest Field Goal Percentage	.731 (19-26) vs. San Jose St (1/16/82)	Most Turnovers	32 vs. UNLV (2/16/84)







# Pacific Tigers

## 2023-24 Men's Basketball



# #0 GREG OUTLAW

Guard/Forward • 6-4 • 175 • Grad • Chicago, Ill. • Central Connecticut State

	Season-Highs	Career-Highs	Season 10+ Points:	1 time
Pts	13, at NAU (12/2/23)	21, at FDU (12/8/20)	Career 10+ Points:	28 times (24 at CCSU)
FGM	3, at NAU (12/2/23)	9, at FDU (12/8/20)	Season 20+ Points:	-
3FG	2, at Fresno (12/9/23)	3, two times	Career 20+ Points:	1 time (1 at CCSU)
FT	6, at NAU (12/2/23)	6, three times	Season 10+ Rebounds:	-
Ast	1, four times	6, Hartford (11/5/19)	Career 10+ Rebounds:	1 time (1 at CCSU)
Reb	6, at Cal (11/10/23)	10, at FDU (12/8/20)	Season Double-Doubles:	-
Blocks	1, at Fresno (12/9/23)	2, four times	Career Double-Doubles:	1 time (1 at CCSU)
Steals	2, at Nevada (11/15/23)	4, Santa Clara (1/14/23)		
Min	24:22, at NAU (12/2/23)	35, two times at CCSU		

### #0 OUTLAW, Greg

Opponent	Date	GS	MIN	Total		3-Pointers		Free throws		Rebounds										
				FG-FGA	PCT	3FG-3FGA	PCT	FT-FTA	PCT	OFF	DEF	TOT	AVG	PF	A	TO	BLK	STL	PTS	AVG
Sam Houston	11/06/2023		16:42	2-3	.667	0-1	.000	0-0	.000	0	5	5	5.0	0	0	3	0	1	4	4.0
at California	11/10/2023		15:03	1-2	.500	0-0	.000	0-0	.000	2	4	6	5.5	2	1	4	0	0	2	3.0
at Nevada	11/15/2023		15:47	2-7	.286	0-2	.000	2-2	1.000	2	0	2	4.3	2	1	2	0	2	6	4.0
Lamar University	11/18/2023		07:03	0-2	.000	0-1	.000	0-0	.000	0	0	0	3.3	0	0	0	0	0	0	3.0
North Dakota	11/20/2023		02:31	0-0	.000	0-0	.000	0-0	.000	0	0	0	2.6	0	0	0	0	0	0	2.4
Mississippi Val.	11/26/2023		17:15	1-2	.500	1-2	.500	4-4	1.000	1	0	1	2.3	2	1	1	0	0	7	3.2
CSUN	11/29/2023		12:16	1-4	.250	1-2	.500	0-0	.000	0	0	0	2.0	0	0	1	0	1	3	3.1
at Northern Ariz.	12/02/2023		24:22	3-6	.500	1-2	.500	6-6	1.000	1	3	4	2.3	2	0	1	0	1	13	4.4
at Idaho	12/05/2023		04:06	0-0	.000	0-0	.000	0-0	.000	0	0	0	2.0	1	0	1	0	0	0	3.9
at Fresno St.	12/09/2023		19:44	2-8	.250	2-3	.667	1-2	.500	0	1	1	1.9	1	0	1	1	1	7	4.2
UC Davis	12/16/2023		01:52	0-0	.000	0-0	.000	0-0	.000	0	1	1	1.8	2	0	1	0	0	0	3.8
Stanislaus St.	12/18/2023	*	16:00	2-3	.667	0-0	.000	0-0	.000	1	2	3	1.9	1	0	2	0	1	4	3.8
at Cal St. Fullerton	12/20/2023	*	16:08	0-2	.000	0-0	.000	0-0	.000	1	0	1	1.8	3	0	1	0	0	0	3.5
San Francisco	01/04/2024		04:23	0-0	.000	0-0	.000	0-0	.000	0	0	0	1.7	0	0	0	0	0	0	3.3
at Portland	01/06/2024		06:39	0-0	.000	0-0	.000	3-3	1.000	0	0	0	1.6	1	0	0	0	0	3	3.3
at LMU (CA)	01/13/2024		19:56	1-3	.333	0-0	.000	3-3	1.000	0	0	0	1.5	1	1	2	0	0	5	3.4
Santa Clara	01/18/2024		10:09	0-2	.000	0-1	.000	0-0	.000	0	0	0	1.4	1	0	1	0	1	0	3.2
Gonzaga	01/27/2024		02:18	0-0	.000	0-0	.000	0-0	.000	0	0	0	1.3	1	0	0	1	0	0	3.0
<b>Totals</b>		<b>2</b>	<b>212:14</b>	<b>15-44</b>	<b>.341</b>	<b>5-14</b>	<b>.357</b>	<b>19-20</b>	<b>.950</b>	<b>8</b>	<b>16</b>	<b>24</b>	<b>1.3</b>	<b>20</b>	<b>4</b>	<b>21</b>	<b>2</b>	<b>8</b>	<b>54</b>	<b>3.0</b>

### OUTLAW, Greg

				Field Goals		3-Point		F-Throws		Rebounds									Scoring	
SEASON	TEAM	GP-GS	MIN/AVG	FG-FGA	FG%	3FG-3FGA	3FG%	FT-FTA	FT%	OFF	DEF	TOT	AVG	PF-FO	A	TO	BLK	STL	PTS	AVG
2019-20	CCSU	30-26	707/23.6	105-243	.432	4-22	.182	51-81	.630	30	75	105	3.5	76-1	35	54	11	34	265	8.8
2020-21	CCSU	16-13	399/24.9	68-154	.442	11-32	.344	24-32	.750	27	49	76	4.8	36-0	14	30	4	19	171	10.7
2021-22	UOP	13-6	223/17.1	26-57	.456	8-16	.500	15-26	.577	17	28	45	3.5	20-0	3	14	2	6	75	5.8
2022-23	UOP	30-7	398/13.3	42-108	.389	10-29	.345	29-47	.617	16	41	57	1.9	59-0	14	23	2	19	123	4.1
2023-24	UOP	18-2	212/11.8	15-44	.341	5-14	.357	19-20	.950	8	16	24	1.3	20-0	4	21	2	8	54	3.0
TOTAL FOR UOP		61-15	833/13.7	83-209	.397	23-59	.390	63-93	.677	41	85	126	2.1	99-0	21	58	6	33	252	4.1
TOTAL		107-54	1939/18.1	256-606	.422	38-113	.336	138-206	.670	98	209	307	2.9	211-1	70	142	21	86	688	6.4





# Pacific Tigers

## 2023-24 Men's Basketball



# #1 DONOVAN WILLIAMS

Guard • 6-5 • 200 • Senior • Rockford, Ill. • Oklahoma State

	Season-Highs	Career-Highs	Season 10+ Points:	11 times
Pts	23, at Cal (11/10/23)	23, at Cal (11/10/23)	Career 10+ Points:	17 times
FGM	7, two times	7, four times	Season 20+ Points:	1 time
3FG	4, N. Dakota (11/20/23)	4, N. Dakota (11/20/23)	Career 20+ Points:	1 time
FT	10, Santa Clara (1/18/24)	11, Idaho (11/25/22)	Season 10+ Rebounds:	1 time
Ast	4, MVSU (11/26/23)	4, two times	Career 10+ Rebounds:	2 times
Reb	11, Le Moyne (11/24/23)	11, Le Moyne (11/24/23)	Season 10+ FTM:	1 time
Blocks	1, four times	1, eight times	Career 10+ FTM:	2 times
Steals	3, vs. USF (1/4/24)	3, three times	Season Double-Doubles:	-
Min	41:19, vs. USF (1/4/24)	41:19, vs. USF (1/4/24)	Career Double-Doubles:	1 time

### #1 WILLIAMS, Donovan

Opponent	Date	GS	MIN	Total		3-Pointers		Free throws		Rebounds											
				FG-FGA	PCT	3FG-3FGA	PCT	FT-FTA	PCT	OFF	DEF	TOT	AVG	PF	A	TO	BLK	STL	PTS	AVG	
Sam Houston	11/06/2023	*	30:18	6-13	.462	1-5	.200	1-2	.500	0	3	3	3.0	2	1	3	1	2	14	14.0	
at California	11/10/2023	*	29:14	7-10	.700	3-6	.500	6-7	.857	0	6	6	4.5	2	2	1	0	2	23	18.5	
at Nevada	11/15/2023	*	22:22	0-6	.000	0-4	.000	1-2	.500	0	1	1	3.3	0	2	1	0	0	1	12.7	
Lamar University	11/18/2023	*	26:51	1-3	.333	0-1	.000	5-7	.714	0	3	3	3.3	3	1	3	0	2	7	11.3	
North Dakota	11/20/2023	*	36:15	7-8	.875	4-5	.800	1-1	1.000	1	8	9	4.4	3	3	3	1	1	19	12.8	
Le Moyne	11/24/2023	*	35:30	1-8	.125	0-4	.000	3-4	.750	1	10	11	5.5	3	1	1	0	1	5	11.5	
Mississippi Val.	11/26/2023	*	34:17	1-5	.200	1-3	.333	0-0	.000	0	3	3	5.1	3	4	4	0	1	3	10.3	
CSUN	11/29/2023	*	32:18	1-10	.100	1-4	.250	9-13	.692	0	2	2	4.8	4	4	0	0	1	12	10.5	
at Northern Ariz.	12/02/2023	*	21:44	0-4	.000	0-2	.000	0-2	.000	1	3	4	4.7	2	1	1	0	1	0	9.3	
at Idaho	12/05/2023	*	32:30	0-6	.000	0-2	.000	1-2	.500	1	5	6	4.8	3	0	1	0	1	1	8.5	
at Fresno St.	12/09/2023	*	31:33	2-10	.200	2-7	.286	3-7	.429	0	2	2	4.5	1	0	0	0	1	9	8.5	
UC Davis	12/16/2023		28:24	1-6	.167	0-2	.000	2-2	1.000	0	1	1	4.3	0	2	1	0	0	4	8.2	
Stanislaus St.	12/18/2023		20:57	1-4	.250	0-1	.000	5-6	.833	0	1	1	4.0	3	1	0	0	2	7	8.1	
at Cal St. Fullerton	12/20/2023		29:05	3-5	.600	2-2	1.000	2-5	.400	0	6	6	4.1	3	1	1	0	0	10	8.2	
Cal Maritime	12/30/2023	*	31:32	2-5	.400	1-4	.250	3-4	.750	0	6	6	4.3	3	3	0	0	1	8	8.2	
San Francisco	01/04/2024	*	41:19	5-10	.500	3-8	.375	2-5	.400	0	5	5	4.3	1	1	2	0	3	15	8.6	
at Portland	01/06/2024	*	35:57	3-11	.273	0-6	.000	4-9	.444	1	8	9	4.6	1	1	0	1	0	10	8.7	
at Pepperdine	01/11/2024	*	36:35	4-8	.500	3-5	.600	2-3	.667	0	4	4	4.6	1	3	4	0	1	13	8.9	
at LMU (CA)	01/13/2024	*	26:54	5-13	.385	0-4	.000	1-1	1.000	1	2	3	4.5	3	0	1	0	0	11	9.1	
Santa Clara	01/18/2024	*	34:58	1-6	.167	0-4	.000	10-13	.769	0	9	9	4.7	1	1	2	0	1	12	9.2	
at Saint Mary's (CA)	01/25/2024	*	31:51	3-6	.500	1-3	.333	0-0	.000	0	4	4	4.7	2	0	0	1	1	7	9.1	
Gonzaga	01/27/2024	*	38:00	4-7	.571	0-2	.000	6-8	.750	1	1	2	4.5	3	2	0	0	1	14	9.3	
Portland	02/01/2024	*	24:35	3-7	.429	0-1	.000	1-2	.500	0	5	5	4.6	0	1	0	0	1	7	9.2	
Totals			20	712:60	61-171	.357	22-85	.259	68-105	.648	7	98	105	4.6	47	35	29	4	24	212	9.2


### WILLIAMS, Donovan

				Field Goals		3-Point		F-Throws		Rebounds										Scoring	
SEASON	TEAM	GP-GS	MIN/AVG	FG-FGA	FG%	3FG-3FGA	3FG%	FT-FTA	FT%	OFF	DEF	TOT	AVG	PF-FO	A	TO	BLK	STL	PTS	AVG	
2020-21	OSU	6-0	34/5.7	0-9	.000	0-4	.000	0-0	.000	1	3	4	0.7	4-0	0	1	1	3	0	0.0	
2021-22	OSU	9-4	96/10.7	8-20	.400	4-9	.444	8-14	.571	5	9	14	1.6	10-0	2	4	0	6	28	3.1	
2022-23	UOP	30-27	689/23.0	67-176	.381	17-54	.315	62-89	.697	29	78	107	3.6	59-1	30	24	3	14	213	7.1	
2023-24	UOP	23-20	713/31.0	61-171	.357	22-85	.259	68-105	.648	7	98	105	4.6	47-0	35	29	4	24	212	9.2	
TOTAL FOR UOP		53-47	1402/26.4	128-347	.369	39-139	.281	130-194	.670	36	176	212	4.0	106-1	65	53	7	38	425	8.0	
TOTAL		68-51	1532/22.5	136-376	.362	43-152	.283	138-208	.663	42	188	230	3.4	120-1	67	58	8	47	453	6.7	



# Pacific Tigers

## 2023-24 Men's Basketball



# #2 JALEN BROWN

Guard • 6-3 • 170 • Senior • Portland, Ore. • Eastern Arizona

	Season-Highs	Career-Highs	Season 10+ Points:	-
Pts	6, two times	14, at Portland (2/20/21)	Career 10+ Points:	1 time
FGM	2, two times	4, at Portland (2/20/21)		
3FG	2, two times	4, at Portland (2/20/21)		
FT	-	4, at Westmont (12/20/20)		
Ast	3, Le Moyne (11/24/23)	3, Le Moyne (11/24/23)		
Reb	3, at Nevada (11/15/23)	5, at Portland (2/20/21)		
Blocks	-	1, three times		
Steals	-	1, four times		
Min	21:44, Le Moyne (11/24/23)	23, at BYU (1/6/22)		

### #2 BROWN, Jalen

Opponent	Date	GS	MIN	Total		3-Pointers		Free throws		Rebounds				PF	A	TO	BLK	STL	PTS	AVG
				FG-FGA	PCT	3FG-3FGA	PCT	FT-FTA	PCT	OFF	DEF	TOT	AVG							
at California	11/10/2023		03:56	0-0	.000	0-0	.000	0-0	.000	0	1	1	1.0	1	1	0	0	0	0	0.0
at Nevada	11/15/2023		20:07	1-5	.200	1-5	.200	0-0	.000	0	3	3	2.0	2	0	1	0	0	3	1.5
North Dakota	11/20/2023		00:03	0-0	.000	0-0	.000	0-0	.000	0	0	0	1.3	0	0	0	0	0	0	1.0
Le Moyne	11/24/2023		21:44	2-4	.500	2-4	.500	0-0	.000	0	0	0	1.0	1	3	0	0	0	6	2.3
Mississippi Val.	11/26/2023		11:05	2-6	.333	2-6	.333	0-0	.000	0	0	0	0.8	1	0	1	0	0	6	3.0
CSUN	11/29/2023		02:40	1-1	1.000	1-1	1.000	0-0	.000	0	1	1	0.8	1	0	0	0	0	3	3.0
at Northern Ariz.	12/02/2023		06:10	0-1	.000	0-1	.000	0-0	.000	0	1	1	0.9	0	0	1	0	0	0	2.6
at Idaho	12/05/2023		01:59	0-0	.000	0-0	.000	0-0	.000	0	0	0	0.8	0	0	0	0	0	0	2.3
at Fresno St.	12/09/2023		00:50	0-0	.000	0-0	.000	0-0	.000	0	0	0	0.7	0	0	0	0	0	0	2.0
Stanislaus St.	12/18/2023	*	06:09	0-3	.000	0-3	.000	0-0	.000	0	1	1	0.7	0	0	0	0	0	0	1.8
San Francisco	01/04/2024		00:02	0-1	.000	0-1	.000	0-0	.000	0	0	0	0.6	1	0	0	0	0	0	1.6
<b>Totals</b>		<b>1</b>	<b>74:45</b>	<b>6-21</b>	<b>.286</b>	<b>6-21</b>	<b>.286</b>	<b>0-0</b>	<b>.000</b>	<b>0</b>	<b>7</b>	<b>7</b>	<b>0.6</b>	<b>7</b>	<b>4</b>	<b>3</b>	<b>0</b>	<b>0</b>	<b>18</b>	<b>1.6</b>

### BROWN, Jalen

				Field Goals		3-Point		F-Throws		Rebounds									Scoring	
SEASON	TEAM	GP-GS	MIN/AVG	FG-FGA	FG%	3FG-3FGA	3FG%	FT-FTA	FT%	OFF	DEF	TOT	AVG	PF-FO	A	TO	BLK	STL	PTS	AVG
2020-21	UOP	9-0	100/11.1	11-37	.297	10-25	.400	8-8	1.000	2	10	12	1.3	8-0	4	7	1	3	40	4.4
2021-22	UOP	20-2	246/12.3	15-60	.250	13-46	.283	5-5	1.000	4	13	17	0.9	15-0	4	3	2	0	48	2.4
2022-23	UOP	10-0	51/5.1	4-11	.364	4-9	.444	2-2	1.000	0	3	3	0.3	5-0	1	5	0	1	14	1.4
2023-24	UOP	11-1	75/6.8	6-21	.286	6-21	.286	0-0	.000	0	7	7	0.6	7-0	4	3	0	0	18	1.6
TOTAL		50-3	471/9.4	36-129	.279	33-101	.327	15-15	1.000	6	33	39	0.8	35-0	13	18	3	4	120	2.4



# Pacific Tigers

## 2023-24 Men's Basketball



# #3 TYLER BEARD

Guard • 6-2 • 180 • Junior • Chicago, Ill. • Georgetown

	Season-Highs	Career-Highs	Season 10+ Points:	4 times
Pts	14, two times	23, Howard (12/15/21)	Career 10+ Points:	20 times (2 at Georgetown)
FGM	5, two times	8, Mount St Marys (11/22/22)	Season 20+ Points:	-
3FG	3, vs. Stan (12/18/23)	3, three times	Career 20+ Points:	2 times (1 at Georgetown)
FT	3, vs. Cal M. (13/30/23)	7, at N. Dak St (11/13/22)		
Ast	6, N. Dakota (11/20/23)	9, SJSU (12/17/22)		
Reb	5, at NAU (12/2/23)	8, Pepp (2/2/23)		
Blocks	1, two times	1, six times		
Steals	3, vs. Cal M. (13/30/23)	6, at N. Dak St (11/13/22)		
Min	29:12, at Cal (11/10/23)	39, Butler (1/13/22)		

### #3 BEARD, Tyler

Opponent	Date	GS	MIN	Total		3-Pointers		Free throws		Rebounds											
				FG-FGA	PCT	3FG-3FGA	PCT	FT-FTA	PCT	OFF	DEF	TOT	AVG	PF	A	TO	BLK	STL	PTS	AVG	
Sam Houston	11/06/2023	*	28:02	2-13	.154	2-8	.250	0-0	.000	0	1	1	1.0	1	5	4	0	0	6	6.0	
at California	11/10/2023	*	29:12	4-10	.400	2-3	.667	0-1	.000	1	1	2	1.5	2	3	2	1	0	10	8.0	
at Nevada	11/15/2023	*	20:40	2-6	.333	0-4	.000	0-0	.000	0	2	2	1.7	2	0	1	0	1	4	6.7	
Lamar University	11/18/2023	*	15:48	1-3	.333	0-1	.000	0-0	.000	0	2	2	1.8	0	1	0	0	0	2	5.5	
North Dakota	11/20/2023	*	25:25	2-8	.250	0-0	.000	0-0	.000	0	4	4	2.2	1	6	2	0	2	4	5.2	
CSUN	11/29/2023		19:54	1-4	.250	1-3	.333	0-1	.000	0	1	1	2.0	1	4	0	0	0	3	4.8	
at Northern Ariz.	12/02/2023		15:45	1-5	.200	0-1	.000	0-0	.000	2	3	5	2.4	1	1	0	0	0	2	4.4	
at Idaho	12/05/2023		16:38	0-5	.000	0-1	.000	0-0	.000	0	1	1	2.3	0	0	1	0	1	0	3.9	
at Fresno St.	12/09/2023		03:12	0-0	.000	0-0	.000	0-0	.000	0	0	0	2.0	0	0	0	0	0	0	3.4	
UC Davis	12/16/2023	*	25:48	2-8	.250	2-5	.400	0-0	.000	0	4	4	2.2	1	2	0	0	0	6	3.7	
Stanislaus St.	12/18/2023		22:50	5-9	.556	3-5	.600	1-1	1.000	0	4	4	2.4	0	1	0	0	0	14	4.6	
at Cal St. Fullerton	12/20/2023		25:11	0-7	.000	0-3	.000	0-0	.000	0	0	0	2.2	0	0	1	0	0	0	4.3	
Cal Maritime	12/30/2023	*	27:55	5-10	.500	1-4	.250	3-4	.750	0	3	3	2.2	1	4	1	0	3	14	5.0	
San Francisco	01/04/2024		28:38	3-5	.600	2-2	1.000	1-2	.500	0	4	4	2.4	1	2	0	0	0	9	5.3	
at Portland	01/06/2024		25:02	2-6	.333	1-4	.250	0-0	.000	0	1	1	2.3	0	1	0	0	0	5	5.3	
at Pepperdine	01/11/2024		25:21	3-7	.429	2-6	.333	0-0	.000	1	1	2	2.3	0	4	1	1	1	8	5.4	
at LMU (CA)	01/13/2024		12:38	1-3	.333	1-2	.500	1-2	.500	0	1	1	2.2	0	2	1	0	0	4	5.4	
Santa Clara	01/18/2024		04:40	0-1	.000	0-1	.000	0-0	.000	0	0	0	2.1	0	0	0	0	0	0	5.1	
at Saint Mary's (CA)	01/25/2024		07:46	0-0	.000	0-0	.000	0-0	.000	0	1	1	2.0	0	1	2	0	0	0	4.8	
Gonzaga	01/27/2024		14:11	3-4	.750	2-3	.667	2-2	1.000	0	2	2	2.0	0	1	1	0	0	10	5.1	
Portland	02/01/2024		19:39	1-4	.250	0-2	.000	0-0	.000	0	4	4	2.1	0	1	0	0	0	2	4.9	
Totals		7	414:15	38-118	.322	19-58	.328	8-13	.615	4	40	44	2.1	11	39	17	2	8	103	4.9	

### BEARD, Tyler

				Field Goals		3-Point		F-Throws		Rebounds									Scoring	
SEASON	TEAM	GP-GS	MIN/AVG	FG-FGA	FG%	3FG-3FGA	3FG%	FT-FTA	FT%	OFF	DEF	TOT	AVG	PF-FO	A	TO	BLK	STL	PTS	AVG
2021-22	GTown	30-2	370/12.3	27-81	.333	9-32	.281	26-35	.743	5	38	43	1.4	26-0	38	36	2	9	89	3.0
2022-23	UOP	32-11	710/22.2	103-214	.481	24-56	.429	60-80	.750	11	73	84	2.6	38-1	84	53	2	21	290	9.1
2023-24	UOP	21-7	414/19.7	38-118	.322	19-58	.328	8-13	.615	4	40	44	2.1	11-0	39	17	2	8	103	4.9
TOTAL FOR UOP		53-18	1124/21.2	141-332	.425	43-114	.377	68-93	.731	15	113	128	2.4	49-1	123	70	4	29	393	7.4
TOTAL		83-20	1493/18.0	168-413	.407	52-146	.356	94-128	.734	20	151	171	2.1	75-1	161	106	6	38	482	5.8

18 Conference Championships | Nine NCAA Tournament Appearances | Four NCAA Tournament Wins



# Pacific Tigers

## 2023-24 Men's Basketball



# #4 MOE ODUM

Guard • 6-1 • 160 • Sophomore • Bronx, N.Y. • West Oaks Academy

	Season-Highs	Career-Highs (at AMCC)	Season 10+ Points:	8 times
Pts	21, vs. Santa Clara (1/19/24)	22, Pepp (3/2/23)	Career 10+ Points:	13 times
FGM	7, two times	9, Pepp (3/2/23)	Season 20+ Points:	1 time
3FG	4, Le Moyne (11/24/23)	4, Le Moyne (11/24/23)	Career 20+ Points:	2 times
FT	9, vs. USF (1/4/24)	9, vs. USF (1/4/24)	Season 10+ Assists:	2 times
Ast	10, two times	10, four times	Career 10+ Assists:	4 times
Reb	5, four times	5, five times		
Blocks	1, two times	1, three times		
Steals	4, UC Davis (12/16/23)	4, UC Davis (12/16/23)		
Min	44:31, vs. USF (1/4/24)	44:31, vs. USF (1/4/24)		

### #4 ODUM, Moe

Opponent	Date	GS	MIN	Total		3-Pointers		Free throws		Rebounds				PF	A	TO	BLK	STL	PTS	AVG
				FG-FGA	PCT	3FG-3FGA	PCT	FT-FTA	PCT	OFF	DEF	TOT	AVG							
Sam Houston	11/06/2023	*	25:45	1-10	.100	1-6	.167	1-1	1.000	0	3	3	3.0	5	7	3	0	1	4	4.0
at California	11/10/2023	*	30:47	3-7	.429	3-7	.429	2-2	1.000	0	1	1	2.0	4	3	3	0	2	11	7.5
at Nevada	11/15/2023	*	16:44	0-4	.000	0-1	.000	0-0	.000	0	0	0	1.3	0	2	0	0	1	0	5.0
Lamar University	11/18/2023	*	35:29	5-9	.556	2-6	.333	2-4	.500	2	2	4	2.0	2	8	4	0	1	14	7.3
North Dakota	11/20/2023	*	27:54	4-9	.444	0-2	.000	0-0	.000	0	2	2	2.0	2	7	1	0	1	8	7.4
Le Moyne	11/24/2023	*	38:24	7-13	.538	4-9	.444	0-2	.000	1	2	3	2.2	2	4	3	0	2	18	9.2
Mississippi Val.	11/26/2023	*	38:42	1-8	.125	1-7	.143	3-4	.750	1	3	4	2.4	0	10	2	0	1	6	8.7
CSUN	11/29/2023	*	30:01	1-7	.143	1-6	.167	2-4	.500	1	3	4	2.6	3	3	2	0	2	5	8.3
at Northern Ariz.	12/02/2023	*	18:08	0-3	.000	0-1	.000	0-0	.000	0	0	0	2.3	1	2	0	0	0	0	7.3
at Idaho	12/05/2023	*	28:56	3-6	.500	2-3	.667	0-0	.000	0	3	3	2.4	1	1	5	1	1	8	7.4
at Fresno St.	12/09/2023		17:37	3-6	.500	1-3	.333	0-0	.000	1	0	1	2.3	1	0	0	0	0	7	7.4
UC Davis	12/16/2023	*	29:20	6-9	.667	1-3	.333	2-4	.500	0	1	1	2.2	3	8	0	0	4	15	8.0
Stanislaus St.	12/18/2023		27:22	3-6	.500	1-3	.333	0-0	.000	1	2	3	2.2	1	3	2	0	3	7	7.9
at Cal St. Fullerton	12/20/2023	*	31:58	6-9	.667	2-4	.500	2-2	1.000	0	2	2	2.2	4	4	1	0	3	16	8.5
Cal Maritime	12/30/2023		23:45	3-6	.500	1-3	.333	2-2	1.000	0	3	3	2.3	1	5	2	0	0	9	8.5
San Francisco	01/04/2024	*	44:31	4-14	.286	2-6	.333	9-11	.818	0	3	3	2.3	3	10	2	0	1	19	9.2
at Portland	01/06/2024	*	32:48	2-7	.286	0-3	.000	1-2	.500	1	4	5	2.5	0	3	3	0	2	5	8.9
at Pepperdine	01/11/2024	*	30:00	3-9	.333	1-5	.200	2-4	.500	1	4	5	2.6	4	8	3	1	0	9	8.9
at LMU (CA)	01/13/2024	*	27:24	1-6	.167	0-1	.000	0-1	.000	0	5	5	2.7	1	4	0	0	2	2	8.6
Santa Clara	01/18/2024	*	30:32	7-12	.583	2-5	.400	5-7	.714	1	4	5	2.9	1	4	1	0	1	21	9.2
at Saint Mary's (CA)	01/25/2024	*	21:43	1-6	.167	0-2	.000	1-1	1.000	0	0	0	2.7	1	2	2	0	0	3	8.9
Gonzaga	01/27/2024	*	33:14	5-13	.385	2-5	.400	0-0	.000	0	2	2	2.7	2	6	5	0	1	12	9.0
Portland	02/01/2024	*	31:29	1-7	.143	0-2	.000	4-4	1.000	1	2	3	2.7	2	6	0	0	0	6	8.9
Totals		20	672:33	70-186	.376	27-93	.290	38-55	.691	11	51	62	2.7	44	110	44	2	29	205	8.9

### ODUM, Moe

				Field Goals		3-Point		F-Throws		Rebounds				Scoring						
SEASON	TEAM	GP-GS	MIN/AVG	FG-FGA	FG%	3FG-3FGA	3FG%	FT-FTA	FT%	OFF	DEF	TOT	AVG	PF-FO	A	TO	BLK	STL	PTS	AVG
2022-23	UOP	31-18	493/15.9	66-151	.437	13-50	.260	28-41	.683	6	46	52	1.7	40-0	108	38	1	24	173	5.6
2023-24	UOP	23-20	673/29.2	70-186	.376	27-93	.290	38-55	.691	11	51	62	2.7	44-1	110	44	2	29	205	8.9
<b>TOTAL</b>		<b>54-38</b>	<b>1165/21.6</b>	<b>136-337</b>	<b>.404</b>	<b>40-143</b>	<b>.280</b>	<b>66-96</b>	<b>.688</b>	<b>17</b>	<b>97</b>	<b>114</b>	<b>2.1</b>	<b>84-1</b>	<b>218</b>	<b>82</b>	<b>3</b>	<b>53</b>	<b>378</b>	<b>7.0</b>





# Pacific Tigers

## 2023-24 Men's Basketball



# #5 LESOWN HALLUMS JR.

Guard • 6-2 • 190 • Senior • Brooklyn, N.Y. • South Carolina State

	Season-Highs	Career-Highs	Season 10+ Points:	7 times
Pts	25, vs. USF (1/4/24)	25, vs. USF (1/4/24)	Career 10+ Points:	20 times (13 at SC State)
FGM	9, vs. USF (1/4/24)	10, at WKU (11/26/22)	Season 20+ Points:	2 times
3FG	3, vs. USF (1/4/24)	4, at ECU (11/29/22)	Career 20+ Points:	5 times (3 at SC State)
FT	5, Le Moyne (11/24/23)	9, at Coppin (1/7/23)		
Ast	3, three times	8, Coppin (2/11/23)		
Reb	7, vs. Cal M. (13/30/23)	7, two times		
Blocks	1, vs. USF (1/4/24)	2, two times		
Steals	4, vs. Cal M. (13/30/23)	4, vs. Cal M. (13/30/23)		
Min	40:32, vs. USF (1/4/24)	40:32, vs. USF (1/4/24)		

### #5 HALLUMS JR. , Lesown

Opponent	Date	GS	MIN	Total		3-Pointers		Free throws		Rebounds				PF	A	TO	BLK	STL	PTS	AVG
				FG-FGA	PCT	3FG-3FGA	PCT	FT-FTA	PCT	OFF	DEF	TOT	AVG							
Sam Houston	11/06/2023		19:43	7-9	.778	0-1	.000	0-0	.000	1	2	3	3.0	0	2	3	0	0	14	14.0
at California	11/10/2023		12:09	0-4	.000	0-2	.000	0-0	.000	1	3	4	3.5	1	1	1	0	0	0	7.0
at Nevada	11/15/2023		13:04	1-6	.167	1-2	.500	0-0	.000	0	3	3	3.3	0	0	0	0	0	3	5.7
Lamar University	11/18/2023		25:26	2-7	.286	0-2	.000	2-4	.500	0	3	3	3.3	4	1	3	0	2	6	5.8
North Dakota	11/20/2023		17:27	1-2	.500	0-0	.000	3-4	.750	0	2	2	3.0	2	0	1	0	0	5	5.6
Le Moyne	11/24/2023	*	35:16	8-13	.615	0-3	.000	5-9	.556	2	2	4	3.2	3	3	1	0	0	21	8.2
Mississippi Val.	11/26/2023	*	29:17	6-13	.462	1-5	.200	2-4	.500	0	3	3	3.1	3	2	1	0	2	15	9.1
CSUN	11/29/2023	*	34:42	4-12	.333	0-2	.000	0-3	.000	1	0	1	2.9	1	3	1	0	3	8	9.0
at Northern Ariz.	12/02/2023	*	22:18	2-6	.333	0-1	.000	0-0	.000	0	0	0	2.6	3	1	3	0	0	4	8.4
at Idaho	12/05/2023	*	21:04	3-6	.500	2-4	.500	2-3	.667	0	1	1	2.4	0	3	2	0	0	10	8.6
at Fresno St.	12/09/2023	*	15:42	0-3	.000	0-2	.000	0-0	.000	0	0	0	2.2	0	1	1	0	0	0	7.8
UC Davis	12/16/2023	*	24:42	3-4	.750	0-0	.000	1-1	1.000	0	2	2	2.2	2	0	2	0	0	7	7.8
Stanislaus St.	12/18/2023		08:49	0-0	.000	0-0	.000	0-0	.000	1	0	1	2.1	1	2	2	0	1	0	7.2
at Cal St. Fullerton	12/20/2023		02:26	0-1	.000	0-0	.000	0-0	.000	0	0	0	1.9	0	0	0	0	0	0	6.6
Cal Maritime	12/30/2023	*	26:39	6-10	.600	0-1	.000	3-3	1.000	4	3	7	2.3	1	1	2	0	4	15	7.2
San Francisco	01/04/2024	*	40:32	9-11	.818	3-4	.750	4-6	.667	0	3	3	2.3	4	1	0	1	1	25	8.3
at Portland	01/06/2024	*	20:27	2-10	.200	0-2	.000	0-0	.000	0	1	1	2.2	0	0	1	0	1	4	8.1
at Pepperdine	01/11/2024	*	25:35	5-9	.556	1-2	.500	2-2	1.000	1	0	1	2.2	1	2	1	0	1	13	8.3
at LMU (CA)	01/13/2024	*	14:54	2-3	.667	0-0	.000	1-1	1.000	0	1	1	2.1	3	0	0	0	1	5	8.2
Santa Clara	01/18/2024		02:40	0-1	.000	0-1	.000	0-0	.000	0	0	0	2.0	1	0	1	0	0	0	7.8
at Saint Mary's (CA)	01/25/2024		11:33	1-4	.250	1-2	.500	0-0	.000	0	0	0	1.9	1	0	0	0	0	3	7.5
Gonzaga	01/27/2024		02:51	0-0	.000	0-0	.000	0-0	.000	0	0	0	1.8	0	0	0	0	0	0	7.2
Portland	02/01/2024		02:30	0-0	.000	0-0	.000	0-0	.000	0	1	1	1.8	0	0	0	0	0	0	6.9
Totals		12	429:46	62-134	.463	9-36	.250	25-40	.625	11	30	41	1.8	31	23	26	1	16	158	6.9

### HALLUMS JR. , Lesown

				Field Goals		3-Point		F-Throws		Rebounds				Scoring						
SEASON	TEAM	GP-GS	MIN/AVG	FG-FGA	FG%	3FG-3FGA	3FG%	FT-FTA	FT%	OFF	DEF	TOT	AVG	PF-FO	A	TO	BLK	STL	PTS	AVG
2022-23	SCSt	24-20	635/26.5	98-219	.447	17-42	.405	42-63	.667	25	51	76	3.2	38-0	47	61	8	23	255	10.6
2023-24	UOP	23-12	430/18.7	62-134	.463	9-36	.250	25-40	.625	11	30	41	1.8	31-0	23	26	1	16	158	6.9
TOTAL FOR UOP		23-12	430/18.7	62-134	.463	9-36	.250	25-40	.625	11	30	41	1.8	31-0	23	26	1	16	158	6.9
TOTAL		47-32	1065/22.7	160-353	.453	26-78	.333	67-103	.650	36	81	117	2.5	69-0	70	87	9	39	413	8.8



# Pacific Tigers

## 2023-24 Men's Basketball



# #11 BURKE SMITH

Forward/Center • 6-11 • 232 • R-Junior • Glen Allen, Va. • Boise State

	Season-Highs	Career-Highs	Season 10+ Points:	4 times
Pts	17, CSUN (11/29/23)	17, CSUN (11/29/23)	Career 10+ Points:	4 times
FGM	6, N. Dakota (11/20/23)	6, N. Dakota (11/20/23)		
3FG	3, CSUN (11/29/23)	3, CSUN (11/29/23)		
FT	4, CSUN (11/29/23)	4, CSUN (11/29/23)		
Ast	2, two times	2, two times		
Reb	6, CSUN (11/29/23)	6, CSUN (11/29/23)		
Blocks	1, three times	1, three times		
Steals	3, CSUN (11/29/23)	3, CSUN (11/29/23)		
Min	31:39, CSUN (11/29/23)	31:39, CSUN (11/29/23)		

### #11 SMITH, Burke

Opponent	Date	GS	MIN	Total		3-Pointers		Free throws		Rebounds										
				FG-FGA	PCT	3FG-3FGA	PCT	FT-FTA	PCT	OFF	DEF	TOT	AVG	PF	A	TO	BLK	STL	PTS	AVG
Sam Houston	11/06/2023		06:26	0-1	.000	0-0	.000	0-0	.000	0	1	1	1.0	1	0	0	0	0	0	0.0
at California	11/10/2023		19:21	5-8	.625	2-3	.667	0-0	.000	1	1	2	1.5	1	1	0	0	0	12	6.0
at Nevada	11/15/2023		12:06	0-1	.000	0-0	.000	0-3	.000	1	2	3	2.0	2	1	2	1	0	0	4.0
Lamar University	11/18/2023		16:30	2-5	.400	1-4	.250	1-2	.500	1	4	5	2.8	0	1	0	1	1	6	4.5
North Dakota	11/20/2023		17:54	6-9	.667	0-0	.000	0-0	.000	1	3	4	3.0	5	2	1	1	0	12	6.0
Le Moyne	11/24/2023		08:03	1-2	.500	0-0	.000	0-0	.000	0	1	1	2.7	1	1	0	0	1	2	5.3
Mississippi Val.	11/26/2023		09:12	1-2	.500	0-0	.000	0-0	.000	1	2	3	2.7	2	1	0	0	1	2	4.9
CSUN	11/29/2023		31:39	5-7	.714	3-4	.750	4-6	.667	3	3	6	3.1	2	0	0	0	3	17	6.4
at Northern Ariz.	12/02/2023		16:22	5-8	.625	1-3	.333	0-0	.000	0	1	1	2.9	1	1	0	0	0	11	6.9
at Idaho	12/05/2023		12:36	3-5	.600	0-1	.000	1-2	.500	0	2	2	2.8	2	0	1	0	0	7	6.9
at Fresno St.	12/09/2023		17:59	3-6	.500	1-3	.333	0-0	.000	1	0	1	2.6	1	0	1	0	0	7	6.9
UC Davis	12/16/2023		12:43	3-5	.600	0-1	.000	0-0	.000	1	2	3	2.7	2	0	1	0	0	6	6.8
Stanislaus St.	12/18/2023		06:48	0-2	.000	0-1	.000	0-0	.000	0	3	3	2.7	0	0	1	0	0	0	6.3
at Cal St. Fullerton	12/20/2023		03:29	0-0	.000	0-0	.000	0-0	.000	0	2	2	2.6	0	0	1	0	1	0	5.9
Cal Maritime	12/30/2023		11:25	1-2	.500	0-0	.000	0-0	.000	0	2	2	2.6	0	0	0	0	0	2	5.6
San Francisco	01/04/2024		12:07	2-4	.500	0-1	.000	2-4	.500	1	0	1	2.5	2	1	0	0	1	6	5.6
at Portland	01/06/2024		03:29	0-0	.000	0-0	.000	0-0	.000	0	0	0	2.4	0	0	1	0	0	0	5.3
at Pepperdine	01/11/2024	*	18:35	2-5	.400	0-0	.000	0-0	.000	1	2	3	2.4	0	0	0	0	0	4	5.2
at LMU (CA)	01/13/2024		04:34	2-3	.667	0-0	.000	0-0	.000	0	1	1	2.3	0	0	0	0	0	4	5.2
Santa Clara	01/18/2024		15:49	3-3	1.000	1-1	1.000	0-0	.000	0	1	1	2.3	4	2	0	0	0	7	5.3
at Saint Mary's (CA)	01/25/2024		10:36	2-8	.250	0-3	.000	0-2	.000	0	1	1	2.2	2	0	0	0	0	4	5.2
Portland	02/01/2024		03:35	0-2	.000	0-1	.000	0-0	.000	0	0	0	2.1	1	0	0	0	0	0	5.0
<b>Totals</b>		<b>1</b>	<b>271:18</b>	<b>46-88</b>	<b>.523</b>	<b>9-26</b>	<b>.346</b>	<b>8-19</b>	<b>.421</b>	<b>12</b>	<b>34</b>	<b>46</b>	<b>2.1</b>	<b>29</b>	<b>11</b>	<b>9</b>	<b>3</b>	<b>8</b>	<b>109</b>	<b>5.0</b>

### SMITH, Burke

				Field Goals		3-Point		F-Throws		Rebounds									Scoring	
SEASON	TEAM	GP-GS	MIN/AVG	FG-FGA	FG%	3FG-3FGA	3FG%	FT-FTA	FT%	OFF	DEF	TOT	AVG	PF-FO	A	TO	BLK	STL	PTS	AVG
2020-21	Boise	4-0	13/3.3	2-2	1.000	0-0	.000	1-2	.500	0	2	2	0.5	1-0	0	1	0	0	5	1.3
2022-23	Boise	10-0	34/3.4	3-12	.250	1-4	.250	2-5	.400	2	9	11	1.1	7-0	1	0	0	1	9	0.9
2023-24	UOP	22-1	271/12.3	46-88	.523	9-26	.346	8-19	.421	12	34	46	2.1	29-1	11	9	3	8	109	5.0
TOTAL FOR UOP		22-1	271/12.3	46-88	.523	9-26	.346	8-19	.421	12	34	46	2.1	29-1	11	9	3	8	109	5.0
TOTAL		36-1	318/8.8	51-102	.500	10-30	.333	11-26	.423	14	45	59	1.6	37-1	12	10	3	9	123	3.4



# Pacific Tigers

## 2023-24 Men's Basketball



# #13 CAM DENSON

Guard/Forward • 6-7 • 210 • Junior • Compton, Calif. • Triton

	Season-Highs	Career-Highs	Season 10+ Points:	11 times
Pts	16, at Portland (1/6/24)	16, three times	Career 10+ Points:	15 times
FGM	7, two times	7, two times	Season 10+ Rebounds:	1 time
3FG	1, two times	3, two times	Career 10+ Rebounds:	1 time
FT	5, at Idaho (12/5/23)	4, two times	Season Double-Doubles:	1 time
Ast	4, Sam Houston (11/6/23)	4, Sam Houston (11/6/23)	Career Double-Doubles:	1 time
Reb	10, at CSUF (12/20/23)	10, at CSUF (12/20/23)		
Blocks	2, three times	4, LMU (12/31/22)		
Steals	3, two times	4, Fresno St (12/10/22)		
Min	33:00, at Saint Mary's (1/25/24)	33:00, at Saint Mary's (1/25/24)		

### #13 DENSON, Cam

Opponent	Date	GS	MIN	Total		3-Pointers		Free throws		Rebounds				PF	A	TO	BLK	STL	PTS	AVG	
				FG-FGA	PCT	3FG-3FGA	PCT	FT-FTA	PCT	OFF	DEF	TOT	AVG								
Sam Houston	11/06/2023	*	18:12	3-4	.750	0-0	.000	0-0	.000	3	2	5	5.0	5	4	1	1	3	6	6.0	
at California	11/10/2023	*	21:16	1-3	.333	0-0	.000	3-4	.750	0	1	1	3.0	3	1	1	0	1	5	5.5	
at Nevada	11/15/2023	*	19:20	2-6	.333	1-2	.500	0-4	.000	0	2	2	2.7	3	1	2	0	0	5	5.3	
Lamar University	11/18/2023	*	26:47	5-7	.714	0-0	.000	4-8	.500	0	6	6	3.5	2	2	1	0	0	14	7.5	
North Dakota	11/20/2023	*	21:21	4-6	.667	0-0	.000	2-6	.333	1	4	5	3.8	5	2	3	0	0	10	8.0	
Le Moyne	11/24/2023	*	12:32	0-2	.000	0-0	.000	0-0	.000	0	4	4	3.8	0	0	2	0	0	0	6.7	
Mississippi Val.	11/26/2023	*	28:08	6-8	.750	0-0	.000	0-0	.000	2	7	9	4.6	4	1	1	0	1	12	7.4	
CSUN	11/29/2023	*	18:44	6-8	.750	0-1	.000	3-8	.375	1	5	6	4.8	4	0	0	0	1	15	8.4	
at Northern Ariz.	12/02/2023	*	12:28	1-2	.500	0-0	.000	1-1	1.000	0	2	2	4.4	3	1	3	0	0	3	7.8	
at Idaho	12/05/2023	*	31:37	5-11	.455	0-2	.000	5-7	.714	5	4	9	4.9	1	1	3	0	2	15	8.5	
at Fresno St.	12/09/2023	*	25:56	7-11	.636	0-0	.000	0-0	.000	2	2	4	4.8	1	1	0	0	1	14	9.0	
UC Davis	12/16/2023	*	15:46	1-3	.333	0-1	.000	0-2	.000	1	2	3	4.7	0	0	3	0	0	2	8.4	
Stanislaus St.	12/18/2023		06:54	0-0	.000	0-0	.000	0-0	.000	0	1	1	4.4	0	0	1	1	0	0	7.8	
at Cal St. Fullerton	12/20/2023		26:39	4-8	.500	1-2	.500	2-2	1.000	3	7	10	4.8	3	0	0	1	1	11	8.0	
Cal Maritime	12/30/2023	*	25:27	5-8	.625	0-0	.000	2-6	.333	3	2	5	4.8	4	1	2	2	3	12	8.3	
San Francisco	01/04/2024	*	28:23	1-2	.500	0-0	.000	2-4	.500	3	6	9	5.1	5	3	2	0	0	4	8.0	
at Portland	01/06/2024	*	25:06	7-9	.778	0-0	.000	2-3	.667	3	3	6	5.1	4	1	1	1	0	16	8.5	
at LMU (CA)	01/13/2024	*	27:05	6-12	.500	0-1	.000	3-4	.750	2	1	3	5.0	3	1	1	1	0	15	8.8	
Santa Clara	01/18/2024	*	14:31	0-2	.000	0-0	.000	0-1	.000	0	2	2	4.8	2	0	2	2	0	0	8.4	
at Saint Mary's (CA)	01/25/2024	*	33:00	0-7	.000	0-1	.000	3-4	.750	0	4	4	4.8	4	1	3	2	0	3	8.1	
Gonzaga	01/27/2024	*	27:59	4-14	.286	0-1	.000	4-5	.800	1	2	3	4.7	4	0	0	1	3	12	8.3	
Portland	02/01/2024	*	28:29	0-4	.000	0-1	.000	1-2	.500	1	2	3	4.6	4	3	4	1	0	1	8.0	
Totals			20	495:40	68-137	.496	2-12	.167	37-71	.521	31	71	102	4.6	64	24	36	13	16	175	8.0

### DENSON, Cam


				Field Goals		3-Point		F-Throws		Rebounds				Scoring						
SEASON	TEAM	GP-GS	MIN/AVG	FG-FGA	FG%	3FG-3FGA	3FG%	FT-FTA	FT%	OFF	DEF	TOT	AVG	PF-FO	A	TO	BLK	STL	PTS	AVG
2022-23	UOP	33-1	473/14.3	52-116	.448	8-30	.267	23-58	.397	37	74	111	3.4	80-1	10	42	21	16	135	4.1
2023-24	UOP	22-20	496/22.5	68-137	.496	2-12	.167	37-71	.521	31	71	102	4.6	64-3	24	36	13	16	175	8.0
<b>TOTAL</b>		<b>55-21</b>	<b>969/17.6</b>	<b>120-253</b>	<b>.474</b>	<b>10-42</b>	<b>.238</b>	<b>60-129</b>	<b>.465</b>	<b>68</b>	<b>145</b>	<b>213</b>	<b>3.9</b>	<b>144-4</b>	<b>34</b>	<b>78</b>	<b>34</b>	<b>32</b>	<b>310</b>	<b>5.6</b>

18 Conference Championships | Nine NCAA Tournament Appearances | Four NCAA Tournament Wins



# Pacific Tigers

## 2023-24 Men's Basketball



# #14 GREYDON EDWARDS

Guard • 6-0 • 170 • Junior • Bentonville, Ark. • Pea Ridge

	Season-Highs	Career-Highs
Pts	3, vs. Cal M. (13/30/23)	3, four times
FGM	1, vs. Cal M. (13/30/23)	1, four times
3FG	1, vs. Cal M. (13/30/23)	1, four times
FT	-	1, vs. Pepperdine (3/2/23)
Ast	-	-
Reb	-	1, two times
Blocks	-	-
Steals	-	-
Min	2:25, at Nevada (11/15/23)	4, vs. Stan (12/13/22)

### #14 EDWARDS, Greydon

Opponent	Date	GS	MIN	Total		3-Pointers		Free throws		Rebounds										
				FG-FGA	PCT	3FG-3FGA	PCT	FT-FTA	PCT	OFF	DEF	TOT	AVG	PF	A	TO	BLK	STL	PTS	AVG
at Nevada	11/15/2023		02:25	0-0	.000	0-0	.000	0-0	.000	0	0	0	0.0	0	0	0	0	0	0	0.0
Stanislaus St.	12/18/2023		02:15	0-2	.000	0-0	.000	0-0	.000	0	0	0	0.0	0	0	0	0	0	0	0.0
Cal Maritime	12/30/2023		01:58	1-3	.333	1-2	.500	0-0	.000	0	0	0	0.0	0	0	0	0	0	3	1.0
<b>Totals</b>		<b>0</b>	<b>06:38</b>	<b>1-5</b>	<b>.200</b>	<b>1-2</b>	<b>.500</b>	<b>0-0</b>	<b>.000</b>	<b>0</b>	<b>0</b>	<b>0</b>	<b>0.0</b>	<b>0</b>	<b>0</b>	<b>0</b>	<b>0</b>	<b>0</b>	<b>3</b>	<b>1.0</b>

### EDWARDS, Greydon


				Field Goals		3-Point		F-Throws		Rebounds				Scoring						
SEASON	TEAM	GP-GS	MIN/AVG	FG-FGA	FG%	3FG-3FGA	3FG%	FT-FTA	FT%	OFF	DEF	TOT	AVG	PF-FO	A	TO	BLK	STL	PTS	AVG
2021-22	UOP	6-0	11/1.8	1-3	.333	1-3	.333	0-0	.000	0	2	2	0.3	0-0	0	1	0	0	3	0.5
2022-23	UOP	7-0	13/1.8	2-5	.400	2-3	.667	1-2	.500	0	0	0	0.0	2-0	0	2	0	0	7	1.0
2023-24	UOP	3-0	7/2.2	1-5	.200	1-2	.500	0-0	.000	0	0	0	0.0	0-0	0	0	0	0	3	1.0
<b>TOTAL</b>		<b>16-0</b>	<b>30/1.9</b>	<b>4-13</b>	<b>.308</b>	<b>4-8</b>	<b>.500</b>	<b>1-2</b>	<b>.500</b>	<b>0</b>	<b>2</b>	<b>2</b>	<b>0.1</b>	<b>2-0</b>	<b>0</b>	<b>3</b>	<b>0</b>	<b>0</b>	<b>13</b>	<b>0.8</b>





# Pacific Tigers

## 2023-24 Men's Basketball



# #21 VILLIAM GARCIA ADSTEN

Guard • 6-8 • 210 • Freshman • Stockholm, Sweden • Korrespondengymnasiet

	Season-Highs	Career-Highs
Pts	7, at Cal (11/10/23)	7, at Cal (11/10/23)
FGM	2, two times	2, two times
3FG	1, four times	1, four times
FT	2, two times	2, two times
Ast	2, two times	2, two times
Reb	5, vs. Stan (12/18/23)	5, vs. Stan (12/18/23)
Blocks	3, vs. Stan (12/18/23)	3, vs. Stan (12/18/23)
Steals	2, MVSU (11/26/23)	2, MVSU (11/26/23)
Min	22:44, vs. Stan (12/18/23)	22:44, vs. Stan (12/18/23)

### #21 GARCIA ADSTEN, Villiam

Opponent	Date	GS	MIN	Total		3-Pointers		Free throws		Rebounds				PF	A	TO	BLK	STL	PTS	AVG
				FG-FGA	PCT	3FG-3FGA	PCT	FT-FTA	PCT	OFF	DEF	TOT	AVG							
Sam Houston	11/06/2023		03:34	0-2	.000	0-1	.000	0-0	.000	0	1	1	1.0	1	0	1	0	0	0	0.0
at California	11/10/2023		09:17	2-4	.500	1-1	1.000	2-2	1.000	0	1	1	1.0	1	0	0	0	1	7	3.5
at Nevada	11/15/2023		14:12	1-4	.250	0-1	.000	0-1	.000	1	2	3	1.7	2	0	1	0	1	2	3.0
Lamar University	11/18/2023		06:54	2-4	.500	1-1	1.000	0-0	.000	0	1	1	1.5	1	0	2	0	0	5	3.5
North Dakota	11/20/2023		02:31	0-1	.000	0-0	.000	0-0	.000	0	0	0	1.2	0	0	1	0	0	0	2.8
Mississippi Val.	11/26/2023		07:10	0-2	.000	0-0	.000	2-3	.667	0	2	2	1.3	0	0	0	0	2	2	2.7
CSUN	11/29/2023		02:55	1-1	1.000	0-0	.000	1-2	.500	0	0	0	1.1	1	0	0	0	0	3	2.7
at Northern Ariz.	12/02/2023		03:04	0-1	.000	0-0	.000	0-0	.000	0	0	0	1.0	0	0	0	0	0	0	2.4
at Idaho	12/05/2023		07:00	0-0	.000	0-0	.000	0-0	.000	1	1	2	1.1	0	1	2	0	0	0	2.1
at Fresno St.	12/09/2023		02:01	0-1	.000	0-0	.000	0-0	.000	0	1	1	1.1	0	0	1	0	1	0	1.9
Stanislaus St.	12/18/2023	*	22:44	1-5	.200	1-3	.333	0-2	.000	0	5	5	1.5	2	2	0	3	0	3	2.0
at Cal St. Fullerton	12/20/2023	*	15:26	1-4	.250	1-2	.500	0-0	.000	0	1	1	1.4	1	0	2	0	0	3	2.1
Cal Maritime	12/30/2023		03:58	0-1	.000	0-1	.000	0-0	.000	1	1	2	1.5	1	0	1	0	0	0	1.9
at Saint Mary's (CA)	01/25/2024		11:51	0-4	.000	0-1	.000	0-0	.000	2	1	3	1.6	1	0	1	0	0	0	1.8
Gonzaga	01/27/2024		03:12	0-1	.000	0-1	.000	0-0	.000	0	0	0	1.5	1	0	0	0	0	0	1.7
<b>Totals</b>		<b>2</b>	<b>115:49</b>	<b>8-35</b>	<b>.229</b>	<b>4-12</b>	<b>.333</b>	<b>5-10</b>	<b>.500</b>	<b>5</b>	<b>17</b>	<b>22</b>	<b>1.5</b>	<b>12</b>	<b>3</b>	<b>12</b>	<b>3</b>	<b>5</b>	<b>25</b>	<b>1.7</b>

### GARCIA ADSTEN, Villiam

				Field Goals		3-Point		F-Throws		Rebounds				Scoring						
SEASON	TEAM	GP-GS	MIN/AVG	FG-FGA	FG%	3FG-3FGA	3FG%	FT-FTA	FT%	OFF	DEF	TOT	AVG	PF-FO	A	TO	BLK	STL	PTS	AVG
2023-24	UOP	15-2	116/7.7	8-35	.229	4-12	.333	5-10	.500	5	17	22	1.5	12-0	3	12	3	5	25	1.7
<b>TOTAL</b>		<b>15-2</b>	<b>116/7.7</b>	<b>8-35</b>	<b>.229</b>	<b>4-12</b>	<b>.333</b>	<b>5-10</b>	<b>.500</b>	<b>5</b>	<b>17</b>	<b>22</b>	<b>1.5</b>	<b>12-0</b>	<b>3</b>	<b>12</b>	<b>3</b>	<b>5</b>	<b>25</b>	<b>1.7</b>

18 Conference Championships | Nine NCAA Tournament Appearances | Four NCAA Tournament Wins



# Pacific Tigers

## 2023-24 Men's Basketball



# #25 NICK BLAKE

Guard • 6-6 • 220 • Senior • Las Vegas, Nev. • UNLV

	Season-Highs	Career-Highs	Season 10+ Points:	6 times
Pts	14, Stan (12/18/23)	23, LMU (12/31/22)	Career 10+ Points:	31 times
FGM	5, two times	9, BYU (1/29/22)	Season 20+ Points:	-
3FG	3, at Pepp (1/11/24)	4, three times	Career 20+ Points:	3 times
FT	6, UC Davis (12/16/23)	10, Pepperdine (2/3/22)	Season 10+ FTM:	-
Ast	3, two times	7, Ben. Mesa (1/21/21)	Career 10+ FTM:	1 time
Reb	6, Stan (12/18/23)	9, two times		
Blocks	1, two times	2, Mt. St. Mary's (11/22/22)		
Steals	2, UC Davis (12/16/23)	3, at SJSU (2/21/21)		
Min	30:53, at Portland (1/6/24)	36, BYU (1/29/22)		

### #25 BLAKE, Nick

Opponent	Date	GS	MIN	Total		3-Pointers		Free throws		Rebounds				PF	A	TO	BLK	STL	PTS	AVG
				FG-FGA	PCT	3FG-3FGA	PCT	FT-FTA	PCT	OFF	DEF	TOT	AVG							
UC Davis	12/16/2023		20:51	1-6	.167	1-3	.333	6-8	.750	1	0	1	1.0	2	3	3	1	2	9	9.0
Stanislaus St.	12/18/2023	*	28:11	5-12	.417	2-6	.333	2-5	.400	0	6	6	3.5	2	1	2	0	0	14	11.5
at Cal St. Fullerton	12/20/2023	*	29:09	4-9	.444	1-2	.500	4-5	.800	0	2	2	3.0	0	2	4	1	0	13	12.0
Cal Maritime	12/30/2023		17:31	5-10	.500	1-1	1.000	1-3	.333	3	1	4	3.3	0	0	1	0	0	12	12.0
San Francisco	01/04/2024	*	24:31	3-9	.333	0-4	.000	4-5	.800	0	0	0	2.6	3	2	1	0	0	10	11.6
at Portland	01/06/2024	*	30:53	4-8	.500	2-5	.400	2-3	.667	0	4	4	2.8	2	2	1	0	1	12	11.7
at Pepperdine	01/11/2024	*	27:18	4-8	.500	3-4	.750	0-0	.000	2	1	3	2.9	2	0	1	0	0	11	11.6
at LMU (CA)	01/13/2024	*	22:33	2-8	.250	0-2	.000	0-0	.000	0	1	1	2.6	0	0	0	0	1	4	10.6
Santa Clara	01/18/2024		18:00	1-4	.250	1-3	.333	2-2	1.000	0	0	0	2.3	2	3	1	0	1	5	10.0
at Saint Mary's (CA)	01/25/2024		13:36	0-3	.000	0-0	.000	0-0	.000	1	0	1	2.2	1	0	0	0	0	0	9.0
Gonzaga	01/27/2024		25:46	3-5	.600	0-1	.000	3-4	.750	0	5	5	2.5	0	0	1	0	1	9	9.0
Portland	02/01/2024		22:01	3-9	.333	2-4	.500	0-0	.000	0	5	5	2.7	3	0	1	0	1	8	8.9
<b>Totals</b>		<b>6</b>	<b>280:19</b>	<b>35-91</b>	<b>.385</b>	<b>13-35</b>	<b>.371</b>	<b>24-35</b>	<b>.686</b>	<b>7</b>	<b>25</b>	<b>32</b>	<b>2.7</b>	<b>17</b>	<b>13</b>	<b>16</b>	<b>2</b>	<b>7</b>	<b>107</b>	<b>8.9</b>

### BLAKE, Nick

				Field Goals		3-Point		F-Throws		Rebounds				Scoring						
SEASON	TEAM	GP-GS	MIN/AVG	FG-FGA	FG%	3FG-3FGA	3FG%	FT-FTA	FT%	OFF	DEF	TOT	AVG	PF-FO	A	TO	BLK	STL	PTS	AVG
2020-21	UNLV	27-10	557/20.6	65-153	.425	23-71	.324	22-30	.733	11	65	76	2.8	38-1	73	57	7	15	175	6.5
2021-22	UOP	28-11	612/21.8	87-191	.455	14-55	.255	57-82	.695	18	71	89	3.2	50-2	30	38	9	16	245	8.8
2022-23	UOP	25-6	483/19.3	70-155	.452	22-60	.367	52-69	.754	9	55	64	2.6	34-1	28	28	7	10	214	8.6
2023-24	UOP	12-6	280/23.4	35-91	.385	13-35	.371	24-35	.686	7	25	32	2.7	17-0	13	16	2	7	107	8.9
<b>TOTAL FOR UOP</b>		<b>65-23</b>	<b>1375/21.2</b>	<b>192-437</b>	<b>.439</b>	<b>49-150</b>	<b>.327</b>	<b>133-186</b>	<b>.715</b>	<b>34</b>	<b>151</b>	<b>185</b>	<b>2.8</b>	<b>101-3</b>	<b>71</b>	<b>82</b>	<b>18</b>	<b>33</b>	<b>566</b>	<b>8.7</b>
<b>TOTAL</b>		<b>92-33</b>	<b>1932/21.0</b>	<b>257-590</b>	<b>.436</b>	<b>72-221</b>	<b>.326</b>	<b>155-216</b>	<b>.718</b>	<b>45</b>	<b>216</b>	<b>261</b>	<b>2.8</b>	<b>139-4</b>	<b>144</b>	<b>139</b>	<b>25</b>	<b>48</b>	<b>741</b>	<b>8.1</b>



# Pacific Tigers

## 2023-24 Men's Basketball



# #30 TAN YILDIZOGLU

Freshman • 6-4 • 187 • Guard • Istanbul, Turkey • Dogo Koleji Sisli Bilim Okullari

	Season-Highs	Career-Highs
Pts	8, two times	8, two times
FGM	3, two times	3, two times
3FG	1, two times	1, two times
FT	3, two times	3, two times
Ast	3, three times	3, three times
Reb	5, Le Moyne (11/24/23)	5, Le Moyne (11/24/23)
Blocks	1, at Pepp (1/11/24)	1, at Pepp (1/11/24)
Steals	3, UC Davis (12/9/23)	3, UC Davis (12/9/23)
Min	27:33, at Fresno (12/9/23)	27:33, at Fresno (12/9/23)

### #30 YILDIZOGLU, Tan

Opponent	Date	GS	MIN	Total		3-Pointers		Free throws		Rebounds				PF	A	TO	BLK	STL	PTS	
				FG-FGA	PCT	3FG-3FGA	PCT	FT-FTA	PCT	OFF	DEF	TOT	AVG						PTS	AVG
Sam Houston	11/06/2023		02:36	0-0	.000	0-0	.000	0-0	.000	0	0	0	0.0	0	0	1	0	0	0	0.0
at Nevada	11/15/2023		11:20	3-5	.600	0-1	.000	2-4	.500	1	1	2	1.0	1	0	1	0	0	8	4.0
Lamar University	11/18/2023		14:55	3-4	.750	1-1	1.000	1-1	1.000	1	2	3	1.7	2	2	0	0	1	8	5.3
North Dakota	11/20/2023		11:48	0-3	.000	0-1	.000	0-0	.000	1	0	1	1.5	1	2	0	0	0	0	4.0
Le Moyne	11/24/2023		14:53	1-1	1.000	0-0	.000	3-6	.500	1	4	5	2.2	3	2	3	0	0	5	4.2
Mississippi Val.	11/26/2023		17:26	0-1	.000	0-1	.000	1-4	.250	0	1	1	2.0	0	1	3	0	0	1	3.7
CSUN	11/29/2023		09:59	0-0	.000	0-0	.000	0-0	.000	0	0	0	1.7	0	1	2	0	0	0	3.1
at Northern Ariz.	12/02/2023		14:25	1-2	.500	0-1	.000	2-2	1.000	0	1	1	1.6	1	0	2	0	2	4	3.3
at Idaho	12/05/2023		11:23	0-0	.000	0-0	.000	0-1	.000	0	2	2	1.7	3	2	1	0	0	0	2.9
at Fresno St.	12/09/2023		27:33	3-5	.600	0-2	.000	1-3	.333	0	1	1	1.6	3	3	2	0	0	7	3.3
UC Davis	12/16/2023		13:55	1-1	1.000	0-0	.000	0-0	.000	0	0	0	1.5	3	2	2	0	3	2	3.2
Cal Maritime	12/30/2023	*	22:12	1-3	.333	0-2	.000	1-2	.500	0	0	0	1.3	1	3	2	0	3	3	3.2
San Francisco	01/04/2024		00:34	0-0	.000	0-0	.000	0-0	.000	0	0	0	1.2	1	0	1	0	0	0	2.9
at Portland	01/06/2024		07:12	1-3	.333	1-3	.333	0-0	.000	0	1	1	1.2	1	1	1	0	0	3	2.9
at Pepperdine	01/11/2024		04:42	0-0	.000	0-0	.000	0-0	.000	0	1	1	1.2	1	2	1	1	0	0	2.7
at LMU (CA)	01/13/2024		12:03	0-0	.000	0-0	.000	3-4	.750	0	0	0	1.1	3	1	0	0	1	3	2.8
Santa Clara	01/18/2024		09:28	1-3	.333	0-0	.000	2-3	.667	0	1	1	1.1	0	1	0	0	0	4	2.8
at Saint Mary's (CA)	01/25/2024		15:16	0-3	.000	0-1	.000	0-0	.000	0	0	0	1.1	2	3	0	0	0	0	2.7
Gonzaga	01/27/2024		01:40	0-0	.000	0-0	.000	0-0	.000	0	0	0	1.0	1	0	1	0	0	0	2.5
Portland	02/01/2024		04:55	0-1	.000	0-1	.000	0-0	.000	0	1	1	1.0	0	0	0	0	0	0	2.4
Totals		1	228:15	15-35	.429	2-14	.143	16-30	.533	4	16	20	1.0	27	26	23	1	10	48	2.4

### YILDIZOGLU, Tan

				Field Goals		3-Point		F-Throws		Rebounds									Scoring	
SEASON	TEAM	GP-GS	MIN/AVG	FG-FGA	FG%	3FG-3FGA	3FG%	FT-FTA	FT%	OFF	DEF	TOT	AVG	PF-FO	A	TO	BLK	STL	PTS	AVG
2023-24	UOP	20-1	228/11.4	15-35	.429	2-14	.143	16-30	.533	4	16	20	1.0	27-0	26	23	1	10	48	2.4
TOTAL		20-1	228/11.4	15-35	.429	2-14	.143	16-30	.533	4	16	20	1.0	27-0	26	23	1	10	48	2.4



# Pacific Tigers

## 2023-24 Men's Basketball



# #33 JUDSON MARTINDALE

Guard/Forward • 6-7 • 210 • Senior • Sudbury, Mass. • Holy Cross

	Season-Highs	Career-Highs	Season 10+ Points:	12 times
Pts	21, at NAU (12/2/23)	24, Regis (11/9/21)	Career 10+ Points:	38 times (17 at HC)
FGM	7, two times	10, at WKU (11/26/22)	Season 20+ Points:	1 time
3FG	4, vs. Portland (2/1/24)	5, Regis (11/9/21)	Career 20+ Points:	5 times
FT	5, two times	9, at Coppin (1/7/23)		
Ast	3, two times	8, Coppin (2/11/23)		
Reb	6, at Fresno (12/9/23)	9, Bryant (11/21/21)		
Blocks	1, two times	6, two times		
Steals	2, two times	3, six times		
Min	36:56, at NAU (12/2/23)	39, Navy (1/1/22)		

### #33 MARTINDALE, Judson

Opponent	Date	GS	MIN	Total		3-Pointers		Free throws		Rebounds				PF	A	TO	BLK	STL	PTS	AVG
				FG-FGA	PCT	3FG-3FGA	PCT	FT-FTA	PCT	OFF	DEF	TOT	AVG							
Sam Houston	11/06/2023		20:43	2-6	.333	0-2	.000	3-4	.750	0	2	2	2.0	4	1	1	0	0	7	7.0
at California	11/10/2023		24:52	5-9	.556	2-4	.500	3-3	1.000	0	0	0	1.0	1	0	0	1	0	15	11.0
at Nevada	11/15/2023		20:28	2-6	.333	1-3	.333	2-2	1.000	1	3	4	2.0	2	0	1	0	0	7	9.7
Lamar University	11/18/2023	*	24:17	6-12	.500	1-5	.200	2-2	1.000	1	1	2	2.0	2	3	1	0	1	15	11.0
North Dakota	11/20/2023	*	34:50	5-9	.556	1-4	.250	2-2	1.000	0	0	0	1.6	0	3	0	0	1	13	11.4
Le Moyne	11/24/2023	*	33:38	4-10	.400	3-5	.600	5-6	.833	0	5	5	2.2	3	2	1	1	1	16	12.2
Mississippi Val.	11/26/2023	*	29:05	4-9	.444	3-7	.429	1-2	.500	1	1	2	2.1	3	0	3	0	0	12	12.1
CSUN	11/29/2023	*	04:52	0-2	.000	0-2	.000	0-0	.000	0	1	1	2.0	4	1	2	0	0	0	10.6
at Northern Ariz.	12/02/2023	*	36:56	7-13	.538	2-6	.333	5-7	.714	2	1	3	2.1	2	2	1	0	1	21	11.8
at Idaho	12/05/2023	*	26:48	5-11	.455	2-6	.333	0-0	.000	0	1	1	2.0	1	2	3	0	2	12	11.8
at Fresno St.	12/09/2023	*	30:17	1-7	.143	1-5	.200	0-0	.000	2	4	6	2.4	2	0	1	0	0	3	11.0
UC Davis	12/16/2023	*	26:39	4-5	.800	1-2	.500	1-1	1.000	0	0	0	2.2	1	0	3	0	0	10	10.9
Stanislaus St.	12/18/2023		18:16	5-7	.714	3-5	.600	0-1	.000	1	3	4	2.3	2	1	0	0	0	13	11.1
at Cal St. Fullerton	12/20/2023		16:29	1-4	.250	1-2	.500	0-0	.000	0	1	1	2.2	2	0	2	0	0	3	10.5
at Portland	01/06/2024		12:27	2-3	.667	2-3	.667	0-0	.000	0	1	1	2.1	3	0	1	0	0	6	10.2
at Pepperdine	01/11/2024		15:25	5-10	.500	1-3	.333	0-0	.000	0	2	2	2.1	1	2	0	0	0	11	10.3
at LMU (CA)	01/13/2024		23:33	2-4	.500	2-3	.667	3-6	.500	0	2	2	2.1	4	1	0	0	0	9	10.2
Santa Clara	01/18/2024	*	35:57	6-13	.462	2-5	.400	0-0	.000	0	1	1	2.1	4	1	1	0	0	14	10.4
at Saint Mary's (CA)	01/25/2024	*	29:06	2-5	.400	1-4	.250	1-2	.500	0	2	2	2.1	0	0	2	0	2	6	10.2
Gonzaga	01/27/2024	*	27:48	3-5	.600	2-3	.667	0-0	.000	1	0	1	2.0	4	0	1	0	1	8	10.1
Portland	02/01/2024	*	30:38	7-16	.438	4-9	.444	1-2	.500	0	3	3	2.0	4	0	0	0	1	19	10.5
<b>Totals</b>		<b>13</b>	<b>523:05</b>	<b>78-166</b>	<b>.470</b>	<b>35-88</b>	<b>.398</b>	<b>29-40</b>	<b>.725</b>	<b>9</b>	<b>34</b>	<b>43</b>	<b>2.0</b>	<b>49</b>	<b>19</b>	<b>24</b>	<b>2</b>	<b>10</b>	<b>220</b>	<b>10.5</b>

### MARTINDALE, Judson

SEASON	TEAM	GP-GS	MIN/AVG	Field Goals		3-Point		F-Throws		Rebounds				Scoring						
				FG-FGA	FG%	3FG-3FGA	3FG%	FT-FTA	FT%	OFF	DEF	TOT	AVG	PF-FO	A	TO	BLK	STL	PTS	AVG
2020-21	HolyCr	16-8	327/20.4	36-81	.444	20-50	.400	7-12	.583	4	29	33	2.1	38-1	10	20	7	13	99	6.2
2021-22	HolyCr	31-16	746/24.1	90-225	.400	40-118	.339	35-49	.714	17	85	102	3.3	54-1	28	55	20	19	255	8.2
2022-23	UOP	33-19	672/20.4	75-158	.475	28-70	.400	35-46	.761	13	67	80	2.4	63-2	35	47	14	14	213	6.5
2023-24	UOP	21-13	523/24.9	78-166	.470	35-88	.398	29-40	.725	9	34	43	2.0	49-0	19	24	2	10	220	10.5
<b>TOTAL FOR UOP</b>		<b>54-32</b>	<b>1195/22.1</b>	<b>153-324</b>	<b>.472</b>	<b>63-158</b>	<b>.399</b>	<b>64-86</b>	<b>.744</b>	<b>22</b>	<b>101</b>	<b>123</b>	<b>2.3</b>	<b>112-2</b>	<b>54</b>	<b>71</b>	<b>16</b>	<b>24</b>	<b>433</b>	<b>8.0</b>
<b>TOTAL</b>		<b>101-56</b>	<b>2268/22.5</b>	<b>279-630</b>	<b>.443</b>	<b>123-326</b>	<b>.377</b>	<b>106-147</b>	<b>.721</b>	<b>43</b>	<b>215</b>	<b>258</b>	<b>2.6</b>	<b>204-4</b>	<b>92</b>	<b>146</b>	<b>43</b>	<b>56</b>	<b>787</b>	<b>7.8</b>





# Pacific Tigers

## 2023-24 Men's Basketball



# #34 MAKAI RICHARDS

Forward • 6-10 • 225 • R-Sophomore • Oak Park, Calif. • Eastern Washington

	Season-Highs	Career-Highs
Pts	17, vs. Portland (2/1/24)	17, vs. Portland (2/1/24)
FGM	8, vs. Portland (2/1/24)	8, vs. Portland (2/1/24)
3FG	-	-
FT	2, vs. Gonzaga (1/27/24)	2, vs. Gonzaga (1/27/24)
Ast	1, seven times	2, at Santa Clara (1/28/23)
Reb	8, two times	8, two times
Blocks	3, Santa Clara (1/18/24)	3, Santa Clara (1/18/24)
Steals	2, Sam Houston (11/6/23)	2, Sam Houston (11/6/23)
Min	32:09, vs. Portland (2/1/24)	32:09, vs. Portland (2/1/24)

### #34 RICHARDS, Makai

Opponent	Date	GS	MIN	Total		3-Pointers		Free throws		Rebounds									
				FG-FGA	PCT	3FG-3FGA	PCT	FT-FTA	PCT	OFF	DEF	TOT	AVG	PF	A	TO	BLK	STL	PTS
Sam Houston	11/06/2023	*	27:59	1-3	.333	0-0	.000	0-0	.000	2	6	8	8.0	4	1	2	1	2	2
at California	11/10/2023	*	04:53	1-2	.500	0-0	.000	0-0	.000	1	1	2	5.0	3	1	0	0	0	2
at Nevada	11/15/2023	*	11:25	0-1	.000	0-0	.000	0-0	.000	0	1	1	3.7	2	0	1	2	1	0
North Dakota	11/20/2023		02:01	0-0	.000	0-0	.000	0-0	.000	0	0	0	2.8	1	0	0	0	0	0
Mississippi Val.	11/26/2023		03:24	1-1	1.000	0-0	.000	0-0	.000	0	1	1	2.4	2	0	0	0	0	2
at Northern Ariz.	12/02/2023		08:18	0-1	.000	0-0	.000	0-0	.000	0	1	1	2.2	0	0	0	0	0	0
at Idaho	12/05/2023		05:23	0-1	.000	0-0	.000	0-0	.000	0	1	1	2.0	1	0	0	0	1	0
at Fresno St.	12/09/2023	*	07:36	1-1	1.000	0-0	.000	0-0	.000	0	1	1	1.9	0	1	0	0	0	2
Stanislaus St.	12/18/2023	*	12:45	3-4	.750	0-0	.000	0-0	.000	1	1	2	1.9	1	0	0	0	0	6
at Cal St. Fullerton	12/20/2023	*	04:00	0-0	.000	0-0	.000	0-0	.000	0	2	2	1.9	2	0	1	0	0	0
Cal Maritime	12/30/2023		07:38	1-1	1.000	0-0	.000	0-0	.000	0	1	1	1.8	2	0	1	0	0	2
at Pepperdine	01/11/2024		16:29	4-5	.800	0-0	.000	1-1	1.000	2	2	4	2.0	2	1	0	0	0	9
at LMU (CA)	01/13/2024		08:26	1-2	.500	0-0	.000	0-0	.000	1	2	3	2.1	3	0	1	0	0	2
Santa Clara	01/18/2024	*	23:16	3-3	1.000	0-0	.000	0-0	.000	2	0	2	2.1	3	0	0	3	0	6
at Saint Mary's (CA)	01/25/2024	*	13:42	1-4	.250	0-0	.000	0-0	.000	0	2	2	2.1	3	0	1	0	0	2
Gonzaga	01/27/2024	*	23:01	3-4	.750	0-0	.000	2-3	.667	1	4	5	2.3	4	1	0	1	0	8
Portland	02/01/2024	*	32:09	8-12	.667	0-0	.000	1-2	.500	3	5	8	2.6	4	1	0	2	1	17
Totals			10 212:25	28-45	.622	0-0	.000	4-6	.667	13	31	44	2.6	37	6	7	9	5	60

### RICHARDS, Makai

				Field Goals		3-Point		F-Throws		Rebounds										Scoring	
SEASON	TEAM	GP-GS	MIN/AVG	FG-FGA	FG%	3FG-3FGA	3FG%	FT-FTA	FT%	OFF	DEF	TOT	AVG	PF-FO	A	TO	BLK	STL	PTS	AVG	
2022-23	UOP	19-2	118/6.2	5-8	.625	0-0	.000	1-1	1.000	7	15	22	1.2	23-0	2	4	3	1	11	0.6	
2023-24	UOP	17-10	212/12.5	28-45	.622	0-0	.000	4-6	.667	13	31	44	2.6	37-0	6	7	9	5	60	3.5	
TOTAL		36-12	330/9.2	33-53	.623	0-0	.000	5-7	.714	20	46	66	1.8	60-0	8	11	12	6	71	2.0	

18 Conference Championships | Nine NCAA Tournament Appearances | Four NCAA Tournament Wins



# Pacific Tigers

## 2023-24 Men's Basketball



**#0 GREG  
OUTLAW**  
6-4 | 175 | GRAD | G/F  
CHICAGO, ILL.



**#1 DONOVAN  
WILLIAMS**  
6-5 | 200 | Sr. | G  
ROCKFORD, ILL.



**#2 JALEN  
BROWN**  
6-3 | 170 | Sr. | G  
PORTLAND, ORE.



**#3 TYLER  
BEARD**  
6-2 | 180 | Jr. | G  
CHICAGO, ILL.



**#4 MOE  
ODUM**  
6-1 | 160 | So. | G  
BRONX, N.Y.




**#5 LESOWN  
HALLUMS JR.**  
6-2 | 190 | Sr. | G  
MUNCIE, IND.



**#11 BURKE  
SMITH**  
6-11 | 232 | R-Jr. | F/C  
GLEN ALLEN, VA.



**#13 CAM  
DENSON**  
6-7 | 210 | Jr. | G/F  
COMPTON, CALIF.



**#14 GREYDON  
EDWARDS**  
6-0 | 170 | Jr. | G  
BENTONVILLE, ARK.



**#21 WILLIAM  
GARCIA ADSTEN**  
6-8 | 210 | Fr. | G  
STOCKHOLM, SWEDEN



**#25 NICK  
BLAKE**  
6-6 | 220 | Sr. | G  
LAS VEGAS, NEV.



**#30 TAN  
YILDIZOGLU**  
6-4 | 187 | Fr. | G  
ISTANBUL, TURKEY



**#33 JUDSON  
MARTINDALE**  
6-7 | 210 | Sr. | G/F  
SUDBURY, MASS.



**#34 MAKAI  
RICHARDS**  
6-10 | 225 | R-So. | F  
OAK PARK, CALIF.



**LEONARD  
PERRY**  
HEAD COACH  
THIRD SEASON



**JOSH  
NEWMAN**  
ASSOCIATE HEAD COACH  
THIRD SEASON




**JUSTIN  
BROWN**  
ASSISTANT COACH  
THIRD SEASON



**JASON  
LEVY**  
ASSISTANT COACH  
THIRD SEASON



**BERUK  
AFAW**  
ASSISTANT COACH/OPS  
FIRST SEASON



**JONATHAN  
JONES**  
ASSISTANT COACH/VIDEO  
FIRST SEASON