



2024-25 SAN FRANCISCO WOMEN'S BASKETBALL

4 WCC Championships • 4 NCAA Tournament Appearances • 1 Sweet Sixteen Appearance • 3 All-Americans

GAME #7 SAN FRANCISCO at COLUMBIA | WEDNESDAY, DEC. 4 | SCHILLER COURT AT LEVIEN GYMNASIUM | 11:00 AM ET/8:00 AM PT

2024-25 SCHEDULE/RESULTS

DATE	OPPONENT (TV)	TIME (PT)/RESULTS
Nov. 4	at Colorado State (MW Network)	L, 52-47
Nov. 9	vs. UC Santa Barbara (ESPN+)	W, 59-37
Nov. 12	vs. Portland State (ESPN+)	W, 62-56
Nov. 16	at San Diego State (MW Network)	L, 73-62
Nov. 21	vs. Boise State^% (ESPN+)	L, 59-57
Dec. 2	at Seton Hall (PSN on FloCollege)	L, 59-53
Dec. 4	at Columbia (ESPN+)	8:00 a.m.
Dec. 14	at Northern Arizona (ESPN+)	2:00 p.m.
Dec. 17	vs. Arizona State (ESPN+)	11:00 a.m.
Dec. 19	vs. Gonzaga* (ESPN+)	6:00 p.m.
Dec. 28	at LMU* (ESPN+)	2:00 p.m.
Dec. 30	at Santa Clara* (ESPN+)	6:00 p.m.
Jan. 2	vs. Saint Mary's* (ESPN+)	6:00 p.m.
Jan. 4	vs. Pepperdine* (ESPN+)	2:00 p.m.
Jan. 9	at Oregon State* (ESPN+)	6:00 p.m.
Jan. 11	at Portland* (ESPN+)	5:00 p.m.
Jan. 16	vs. Washington State* (ESPN+)	6:00 p.m.
Jan. 18	at Pacific* (ESPN+)	2:00 p.m.
Jan. 23	vs. Oregon State* (ESPN+)	6:00 p.m.
Jan. 25	at San Diego* (ESPN+)	2:00 p.m.
Jan. 30	vs. LMU* (ESPN+)	6:00 p.m.
Feb. 1	vs. Santa Clara* (ESPN+)	2:00 p.m.
Feb. 6	at Pepperdine* (ESPN+)	6:00 p.m.
Feb. 8	at Saint Mary's* (ESPN+)	5:00 p.m.
Feb. 15	vs. Pacific* (ESPN+)	2:00 p.m.
Feb. 20	at Washington State* (ESPN+)	6:00 p.m.
Feb. 22	at Gonzaga* (ESPN+)	2:00 p.m.
Feb. 27	vs. Portland* (ESPN+)	6:00 p.m.
Mar. 2	vs. San Diego* (ESPN+)	2:00 p.m.
TBA	at WCC Tournament#	TBA

* Denotes West Coast Conference contest

^ Denotes contest at Chase Center

% Denotes neutral site contests

WCC Tournament

THE MATCHUP

SAN FRANCISCO	STATISTICAL COMPARISON	COLUMBIA
(2-4 0-0 WCC)	56.7.....Scoring Offense.....72.7	(6-3, 0-0 Ivy League)
Rankings: N/A	56.0.....Scoring Defense.....62.4	Rankings: N/A
Last Game: Dec. 2, 2024	+0.7.....Point Differential.....+10.2	Last Game: Dec. 1, 2024
at Seton Hall (L, 59-53)	37.0.....FG Percentage.....44.1	at #13 Duke (L, 77-61)
H2H vs. Columbia: 1-1	33.0.....FG Percentage Defense.....41.8	H2H vs. USF: 1-1
Head Coach: Molly Goodenbour	5.3.....3-Pointers Per Game.....7.3	Head Coach: Megan Griffith
Career Record: 294-262 (.529)	29.6.....3-Point Percentage.....30.8	Career Record: 128-87 (.595)
Record at USF: 121-131 (.480)	27.7.....Opponent 3-Point Percentage.....31.0	Record at Columbia: 128-87 (.595)
Record vs. Columbia: 0-1	11.3.....Free Throws Per Game.....9.6	Record vs. USF: 1-0
	63.0.....Free Throw Percentage.....58.1	
	43.3.....Rebound Per Game.....37.0	
	+11.8.....Rebound Margin.....+1.0	
LEADERS	11.8.....Assists Per Game.....15.9	LEADERS
PPG: Freja Werth (10.7)	5.2.....Steals Per Game.....9.8	PPG: Riley Weiss (16.7)
RPG: Debora dos Santos (7.7)	4.8.....Blocks Per Game.....2.3	RPG: Jamie Marta (8.0)
Assists: Luana Leite (4.0)	18.3.....Turnovers Per Game.....15.6	Assists: Kitty Henderson (5.1)
	-7.0.....Turnover Margin.....+4.4	

THE OPENING TIP

- The University of San Francisco women's basketball team concludes its East Coast road trip when it takes on Columbia at 11:00 a.m. ET/8:00 a.m. PT on Wednesday, Dec. 4, at Schiller Court at Levien Gymnasium.
- San Francisco enters Wednesday's morning contest after narrowly falling at Seton Hall, 59-53, on Monday, Dec. 2. Emma Trawally Porta led the Dons in scoring, posting a season-high 15 points on 54.5 percent shooting in 31 minutes off the bench. Active on the glass, Trawally Porta added a team-best nine rebounds.
- As a team, San Francisco outscored Seton Hall in bench points, 30-10, and knocked down a season-high nine three-pointers.
- Columbia enters the week with a 6-3 overall record and is coming off a 77-61 loss at No. 13 Duke on Sunday, Dec. 1. The Lions previously won three of their last four, including a dominating 84-50 victory against Pacific at home.
- Three players average double figures in scoring, with Riley Weiss leading the team at 16.7 points per game. Through nine games, Weiss has surpassed 20 points three times, with a season-best 25 occurring on Friday, Nov. 8, in a 77-69 overtime win at Providence. Kitty Henderson and Cecelia Collins also guide the Lions offensively, averaging 15.2 and 13.4 points per game, respectively.
- San Francisco holds a commanding 5-1 advantage over Columbia since the first-ever meeting in 1990.

2024-25 RECORDS

Overall	2-4
WCC	0-0
Non-Conference	2-4
Home	2-0
Away	0-3
Neutral	0-1

ATHLETIC COMMUNICATIONS

WBB Contact:	Henry Golden
Golden Cell Number:	(518) 530-7767
Golden Email:	hgolden@usfca.edu
Website:	usfdons.com
X/Twitter:	@usfdonswbb
Instagram:	@usfdonswbb
Facebook:	@usfdonswbb

BROADCAST DETAILS

Television:	ESPN+
Play-by-Play:	Lance Medow
Color Analyst:	Doug Feinberg

PROJECTED STARTING LINEUP/BENCH



PROJECTED STARTERS

No.	Name	Ht.	Yr.	Pos.	PPG	RPG	FG%	FT%
1	Luana Leite	5-7	Sr.	G	3.8	3.0	22.6	60.0
11	Angelika Ziaka	6-0	Fr.	G	5.0	3.3	28.6	60.0
12	Freja Werth	6-1	Sr.	G	10.7	6.2	41.8	100.0
13	Debora dos Santos	6-0	RS-Sr.	F	10.0	7.7	44.4	54.5
32	Cami Fulcher	5-8	Sr.	G	1.5	2.3	12.0	50.0

OFF THE BENCH

No.	Name	Ht.	Yr.	Pos.	PPG	RPG	FG%	FT%
2	Kiana Moniz	5-5	Fr.	G	--	--	--	--
4	Elle Papahronis	5-11	RS-Fr.	G	8.2	4.5	34.3	61.8
7	Emma Trawally Porta	6-1	Gr.	F	9.8	7.6	53.7	75.0
10	Lorena Barbosa	6-5	RS-Sr.	F	3.0	1.5	31.8	50.0
14	Marina Hernandez	6-2	Jr.	F	0.0	0.0	--	--
20	Aya Keita	5-9	Sr.	G	0.0	0.3	0.0	--
22	Paula Tirado	5-7	So.	G	0.8	0.5	20.0	--
24	Sol Castro	6-1	Gr.	F	5.3	4.8	50.0	60.0
25	Seynabou Thiam	6-6	Gr.	F	1.3	1.3	66.7	--
44	Mia Vuksic	6-0	Sr.	G	--	--	--	--



FOLLOW THE DONS: X (@USFDONSWBB) | INSTAGRAM (@USFDONSWBB) | FACEBOOK (@USFDONSWBB)





1 Luana Leite
Sr. I G | Porto Feliz, Brazil



2 Kiana Moniz
Fr. I G | San Francisco, Calif.



4 Elle Papahronis
RS-Fr. I G | Edmund, Okla.



7 Emma Trawally Porta
Gr. I F | Tiana, Spain



10 Lorena Barbosa
RS-Sr. I F | Itatiba, Brazil



11 Angeliki Ziaka
Fr. I G | Athens, Greece



12 Freja Werth
Sr. I G | Aldrid, Sweden



13 Debora dos Santos
RS-Sr. I F | Rio de Janeiro, Brazil



14 Marina Hernandez
Jr. I F | Alicante, Spain



20 Aya Keita
Sr. I G | Gyor, Hungary



22 Paula Tirado
So. I G | Mataro, Spain



24 Sol Castro
Gr. I F | Rio Colorado, Argentina



25 Seynabou Thiam
Gr. I F | Dakar, Senegal



32 Cami Fulcher
Sr. I G | West Linn, Ore.



44 Mia Vuksic
Sr. I G | Sibenik, Serbia




Molly Goodenbour
Head Coach



Janell Jones
Associate Head Coach



Jamie Turner
Assistant Coach



Greg Rahn
Assistant Coach



Isaac Lu
Assistant Coach



Jasmine Gayles
Assistant Coach



Ariell Bostick
Director of Operations



Oanh Ngo
Assistant Athletic Trainer



Bryan Fink
Senior Associate Strength and
Conditioning Coach



NUMERICAL

No.	Name	Pos.	Ht.	Yr.	Hometown/Previous Team
1	Luana Leite	G	5-7	Sr.	Porto Feliz, Brazil/South Georgia Tech
2	Kiana Moniz	G	5-5	Fr.	San Francisco, Calif./Sacred Heart Cathedral Prep
4	Elle Papahronis	G	5-11	RS-Fr.	Edmond, Okla./North Edmond HS
7	Emma Trawally Porta	F	6-1	Gr.	Tiana, Spain/Detroit Mercy
10	Lorena Barbosa	F	6-5	RS-Sr.	Itatiba, Brazil/Gloria Azedia Bonetti
11	Angelika Ziaka	G	6-0	Fr.	Athens, Greece/ACS Athens
12	Freja Werth	G	6-1	Sr.	Arild, Sweden/UAlbany
13	Debora dos Santos	F	6-0	RS-Sr.	Rio de Janeiro, Brazil/South Plains CC
14	Marina Hernandez	F	6-2	Jr.	Alicante, Spain/Le Fuente San Luis
20	Aya Keita	G	5-9	Sr.	Gyor, Hungary/Kazinczy Ferenc Grammar School
22	Paula Tirado	G	5-7	So.	Mataro, Spain/IES Damia Campeny
24	Sol Castro	G	6-1	Gr.	Rio Colorado, Argentina/Robert Morris
25	Seynabou Thiam	F	6-6	Gr.	Dakar, Senegal/Arkansas State/Tarleton State
32	Cami Fulcher	G	5-8	Sr.	West Linn, Ore./West Linn HS
44	Mia Vuksic	G	6-0	Sr.	Sibenik, Croatia/Kansas

ALPHABETICAL

No.	Name	Pos.	Ht.	Yr.	Hometown/Previous Team
10	Lorena Barbosa	F	6-5	RS-Sr.	Itatiba, Brazil/Gloria Azedia Bonetti
24	Sol Castro	G	6-1	Gr.	Rio Colorado, Argentina/Robert Morris
13	Debora dos Santos	F	6-0	RS-Sr.	Rio de Janeiro, Brazil/South Plains CC
32	Cami Fulcher	G	5-8	Sr.	West Linn, Ore./West Linn HS
14	Marina Hernandez	F	6-2	Jr.	Alicante, Spain/Le Fuente San Luis
20	Aya Keita	G	5-9	Sr.	Gyor, Hungary/Kazinczy Ferenc Grammar School
1	Luana Leite	G	5-7	Sr.	Porto Feliz, Brazil/South Georgia Tech
2	Kiana Moniz	G	5-5	Fr.	San Francisco, Calif./Sacred Heart Cathedral Prep
4	Elle Papahronis	G	5-11	RS-Fr.	Edmond, Okla./North Edmond HS
25	Seynabou Thiam	F	6-6	Gr.	Dakar, Senegal/Arkansas State/Tarleton State
22	Paula Tirado	G	5-7	So.	Mataro, Spain/IES Damia Campeny
7	Emma Trawally Porta	F	6-1	Gr.	Tiana, Spain/Detroit Mercy
44	Mia Vuksic	G	6-0	Sr.	Sibenik, Croatia/Kansa
12	Freja Werth	G	6-1	Sr.	Arild, Sweden/UAlbany
11	Angelika Ziaka	G	6-0	Fr.	Athens, Greece/ACS Athens

COACHING STAFF

Head Coach:	Molly Goodenbour (Ninth Season, Stanford '93)
Associate Head Coach:	Janell Jones (Ninth Season, Oklahoma Christian)
Assistant Coach:	Jamie Turner (First Season, Oregon)
Assistant Coach:	Greg Rahn (First Season, Cal State Fullerton)
Assistant Coach:	Isaac Lu (First Season, San Francisco)
Assistant Coach:	Jasmine Gayles (First Season, San Francisco)
Director of Operations:	Ariell Bostick (Second Season, San Diego State)
Assistant Athletic Trainer:	Oanh Ngo
Senior Associate Strength & Conditioning Coach:	Bryan Fink

PRONUNCIATION GUIDE

PLAYERS

1. Luana Leite	Loo-ah-nah Lay-che
2. Kiana Moniz	Key-ah-nah Moe-neeZ
4. Elle Papahronis	Ell Papa-row-ness
7. Emma Trawally Porta	Truh-wall-ee Port-ah
11. Angelika Ziaka	Ann-juh-lee-key Zee-ah-kah
12. Freja Werth	Fray-uh
14. Marina Hernandez	Mar-ee-nah
20. Aya Keita	Eye-ah Kay-tuh
22. Paula Tirado	Pow-luh Tee-rah-doh
24. Sol Castro	Soul
25. Seynabou Thiam	Zay-nah-boo Chahm
44. Mia Vuksic	Vook-sich

COACHES/STAFF

Molly Goodenbour	Good-en-bower
Greg Rahn	Rawn
Isaac Lu	Loo
Ariell Bostick	Aree-el Bah-stick
Oanh Ngo	One No



BY STATE/COUNTRY

ARGENTINA

Sol Castro Rio Colorado

BRAZIL

Lorena Barbosa Itatiba

Debora dos Santos Rio de Janeiro

Luana Leite Porto Feliz

CALIFORNIA

Kiana Moniz San Francisco

CROATIA

Mia Vuksic Sibenik

GREECE

Angelika Ziaka Athens

HUNGARY

Aya Keita Gyor

OKLAHOMA

Elle Papahronis Edmond

OREGON

Cami Fulcher West Linn

SENEGAL

Seynabou Thiam Dakar

SPAIN

Marina Hernandez Alicante

Paula Tirado Mataro

Emma Trawally Porta Tiana

SWEDEN

Freja Werth Arild

BY CLASSIFICATION

GRADUATE STUDENTS (3)

Emma Trawally Porta F

Seynabou Thiam F

Sol Castro G

SENIORS (7)

Luana Leite G

Freja Werth G

Debora dos Santos F

Aya Keita G

Mia Vuksic G

Cami Fulcher G

Lorena Barbosa F

JUNIORS (1)

Marina Hernandez F

SOPHOMORES (2)

Elle Papahronis G

Paula Tirado G

FRESHMEN (2)

Angelika Ziaka G

Kiana Moniz G

BY CAREER STATISTICS

TOTAL POINTS

1. Debora dos Santos 742

2. Freja Werth 678 / 361 at USF

3. Emma Trawally Porta 647 / 59 at USF

4. Sol Castro 430 / 21 at USF

5. Mia Vuksic 261 / 37 at USF

6. Luana Leite 259

7. Seynabou Thiam 239 / 43 at USF

8. Cami Fulcher 208

9. Aya Keita 185

10. Paula Tirado 79

11. Lorena Barbosa 54

12. Elle Papahronis 49

13. Angeliki Ziaka 30

14. Marina Hernandez 21

15. Kiana Moniz 0

TOTAL REBOUNDS

1. Emma Trawally Porta 519 / 42 at USF

2. Debora dos Santos 494

3. Freja Werth 383 / 207 at USF

4. Sol Castro 264 / 19 at USF

5. Seynabou Thiam 249 / 45 at USF

6. Cami Fulcher 170

7. Luana Leite 130

8. Aya Keita 85

9. Lorena Barbosa 53

10. Mia Vuksic 49 / 7 at USF

11. Elle Papahronis 27

12. Paula Tirado 26

13. Angeliki Ziaka 20

14. Marina Hernandez 10

15. Kiana Moniz 0

TOTAL ASSISTS

1. Luana Leite 154

2. Freja Werth 97 / 49 at USF

3. Emma Trawally Porta 75 / 1 at USF

4. Cami Fulcher 74

5. Debora dos Santos 74

6. Sol Castro 58 / 3 at USF

7. Paula Tirado 46

8. Aya Keita 45

9. Mia Vuksic 18 / 5 at USF

10. Angeliki Ziaka 16

11. Seynabou Thiam 13 / 2 at USF

12. Elle Papahronis 7

13. Marina Hernandez 4

14. Lorena Barbosa 1

15. Kiana Moniz 0

FIELD GOAL PERCENTAGE

1. Debora dos Santos 52.1%

2. Emma Trawally Porta 51.4% / 53.6% at USF

3. Seynabou Thiam 45.5% / 45.6% at USF

4. Sol Castro 43.5% / 50.0% at USF

5. Freja Werth 40.7% / 39.5% at USF

6. Aya Keita 34.7%

7. Mia Vuksic 34.5% / 27.9% at USF

8. Elle Papahronis 34.2%

9. Luana Leite 34.2%

10. Cami Fulcher 33.4%

11. Lorena Barbosa 29.0%

12. Paula Tirado 29.4%

13. Angeliki Ziaka 28.5%

14. Marina Hernandez 23.5%

15. Kiana Moniz 0.00%

THREE POINT PERCENTAGE

1. Emma Trawally Porta 40.0% / 50.0% at USF

2. Elle Papahronis 36.3%

3. Debora dos Santos 34.6%

4. Mia Vuksic 34.4% / 22.8% at USF

5. Cami Fulcher 32.6%

6. Freja Werth 32.6% / 34.9% at USF

7. Angeliki Ziaka 26.6%

8. Aya Keita 25.3%

9. Paula Tirado 22.2%

10. Lorena Barbosa 20.0%

11. Sol Castro 15.1% / 0.00% at USF

12. Luana Leite 14.7%

13. Marina Hernandez 7.6%

14. Seynabou Thiam 0.00% / 0.00% at USF

15. Kiana Moniz 0.00%

FREE THROW PERCENTAGE

1. Mia Vuksic 83.3% / 100.0% at USF

2. Freja Werth 75.0% / 79.6% at USF

3. Emma Trawally Porta 72.1% / 75.0% at USF

4. Luana Leite 67.9%

5. Marina Hernandez 66.6%

6. Debora dos Santos 64.5%

7. Elle Papahronis 61.7%

8. Cami Fulcher 60.7%

9. Aya Keita 60.6%

10. Angeliki Ziaka 60.0%

11. Lorena Barbosa 53.5%

12. Seynabou Thiam 53.2% / 50.0% at USF

13. Paula Tirado 50.0%

14. Sol Castro 47.7% / 60.0% at USF

15. Kiana Moniz 0.00%



MOLLY GOODENBOUR



CAREER HIGHLIGHTS AT SAN FRANCISCO:

Molly Goodenbour, a two-time national champion at Stanford with over a decade of head coaching experience on the collegiate level, was named the ninth head coach in University of San Francisco women's basketball history on Sept. 28, 2016. This is Goodenbour's third coaching stint on the Hilltop, where she served as an assistant coach with the Dons during the 1994-95 and 2005-06 seasons.

In 2023-24, Goodenbour led San Francisco to a second-half resurgence as the team finished in a tie for third place in the West Coast Conference standings after starting the season with a 4-9 record. The program posted double-digit victories in WCC play for the fifth time in Goodenbour's tenure as the team finished at 10-6, highlighted by season sweeps of Pacific, Saint Mary's, Pepperdine, and LMU.

San Francisco also finished the season strong, rolling eventual WCC Tournament Champions Portland on the road, earning a 59-47 victory at Chiles Center. Under Goodenbour's guidance, Jasmine Gayles and Debora dos Santos earned All-WCC First Team honors. Dos Santos recorded a career season, averaging a double-double with 15.3 points and 10.6 rebounds per game, while Gayles led the squad in scoring at 16.8 points per game. Gayles also recorded the second 40-point game in program history, dropping 40 points in an 81-68 win at Pacific on January 13.

The 2022-23 season, under Goodenbour's leadership, concluded with an overall record of 19-13. Three Dons earned All-WCC selections, while two Dons earned WCC All-Academic Honors. The Dons also participated in their third straight WNIT.

Within the first six years on the Hilltop, Goodenbour posted impressive numbers, including becoming the winningest coach in San Francisco history through 50 games (27-23), as well as through two seasons at 34-28 (.548). Goodenbour quickly built up her impressive resume at USF, becoming the first coach to post winning overall and conference records in her first two seasons on the job.

Building off the program's strong start to the new decade, the Dons were once again punching a postseason ticket as they battled through a grueling non-conference schedule that kept them away from the Hilltop from Thanksgiving until after New Year's Day. Following an 0-4 start to WCC play, battling through injuries and COVID-19-related pauses, the Dons went on to rattle off wins in six of their next seven games and finished with the third seed heading into the WCC Tournament. USF would go on to defeat Santa Clara in Vegas before returning home to host Air Force in the WNIT. Since the start of the 2020-21 season, Goodenbour's Dons have made consecutive WNIT appearances and won at least one game in back-to-back WCC Tournaments. Led by two-time All-WCC First Team selection Ioanna Krimili, USF's 2020-21 team led the conference in total points and points per game while being a top-four program in team plus/minus.

Goodenbour's third WCC Tournament in 2019 saw her lead the Dons to a first-round victory over Portland, marking the seventh year in a row the Dons advanced beyond their opening game. Goodenbour's 2017-18 squad placed three WCC All-Conference and All-Academic honorees. Anna Seilund earned First-Team All-WCC and Second-Team All-WCC recipients Michaela Rakova and Kalya Simon.

She finished her first year on the Hilltop in 2016-17 with an 18-13 overall record that included an 11-7 mark in West Coast Conference play, enough for a fourth-place finish, the Dons' highest since the 2002-03 season. In the process, Goodenbour became the first USF head coach since Sue Rojewicz in 1982-83 to post a winning record in her first year at the helm and compiled the second-best record by a first-year coach in program history. In addition, USF's 11 WCC wins under Goodenbour were the most since the 1996-97 campaign. Under Goodenbour, the Dons led the conference in free-throw percentage at 77.8%, which stands as the best single-season percentage in program history. Goodenbour's team also led the WCC in 3-point shooting (34.6%) in 2016-17.

Their 217 three-pointers made were the most in program history, including a program-best 15 3s in a win over Portland on Feb. 18, 2017. Goodenbour's squad placed four student-athletes on the WCC All-Academic team in 2016-17 and boasted a pair of All-WCC honorees in first-teamer Rachel Howard and second-team recipient Anna Seilund.

OTHER CAREER HIGHLIGHTS:

Goodenbour came to USF from Cal State East Bay, where she was named head coach in June of 2016. She has previous head coaching experience at Santa Rosa Junior College, Cal State-Chico, UC Irvine, and Cal-State Dominguez Hills. Her overall career record, including two seasons at Santa Rosa JC, stands at 222-142 (.610).

Before her appointment at Cal State-East Bay, Goodenbour spent four seasons as the head coach at Cal State-Dominguez Hills. After taking over a program that had posted a 7-48 record in the previous two seasons, Goodenbour led the Toros to a 77-34 (.694) record in her four seasons. Under her guidance, the Toros won California Collegiate Athletic Association (CCAA) Tournament Championships in 2013-14 and 2014-15 and CCAA regular season titles in 2014-15 and 2015-16 and made three consecutive NCAA Division II Women's Basketball Championship appearances from 2013-16. Her 2014-15 squad won a school-record 26 games and earned the No. 2 seed in the NCAA West Regional.

Goodenbour began her career at Santa Rosa Junior College in 2002-03. After one season as an associate head coach, she took over the head coaching duties for two seasons (2003-05), leading the Bear Cubs to a 69-21 record, two conference championships, and a quarterfinal appearance in the California state championship.

Her second coaching stint at San Francisco came during the 2005-06 season when she served as an assistant on Mary Hile-Nepfel's staff. Following the season, she was appointed head coach at Chico State where she led the Wildcats to a 52-11 record and a pair of NCAA Tournament appearances. In 2007-08, she was named the CCAA's Coach of the Year after guiding her team to a 28-6 overall record, regular season and conference tournament titles along with a Sweet 16 appearance. The Wildcats finished the year ranked No. 17 in the nation among all Division II teams.

Goodenbour's first Division I head coaching job came at UC Irvine, where she served as the Anteater's coach from 2008-12. The Anteaters qualified for the Big West Tournament in her four seasons at the helm, posting the highest single-season win total (15 in 2010-11) in nearly a decade and had eight players earn all-conference honors during her four-year tenure.

PERSONAL HIGHLIGHTS:

A native of Waterloo, Iowa, Goodenbour was a standout performer at Stanford, where she was a four-year letterwinner under Tara VanDerveer from 1989-93. She helped the Cardinal to four straight Pac-10 championships, three NCAA Final Fours, and a pair of NCAA Championships in 1990 and 1992. Goodenbour was named the most valuable player of the 1992 Final Four after setting an NCAA Tournament record for most postseason three-pointers made with 18. She finished her collegiate career with 1,040 points and still ranks among the school's career top-10 in three-pointers made (178), assists (441), and free throw percentage (.793).

She embarked on her professional playing career in 1995-96 with Linkspring of the Swedish Basketball Federation. A year later, Goodenbour returned to the United States, where she played for the Richmond Rage (1996-97) and Portland Power (1997-98) of the American Basketball League. She also played one season with the WNBA's Sacramento Monarchs before retiring to pursue her coaching career.

OTHER NOTABLES:

After graduating from Stanford with a degree in biology, Goodenbour was selected to the U.S. National team, which won a gold medal at the 1993 World Championship Qualifying Tournament in Brazil.

Goodenbour is married to Pat Fuscaldo, a former USF men's assistant coach who also served as head men's basketball coach at Sonoma State University for 26 seasons.



GENERAL

Location:	San Francisco, Calif.
Founded:	1855
Enrollment:	10,714
Nickname:	Dons
Colors:	Green and Gold
Arena:	War Memorial at the Sobrato Center (3,005)
Affiliation:	West Coast Conference
President:	Fr. Paul J. Fitzgerald, S.J.
Vice Pres., Business & Finance:	Charlie Cross
Director of Athletics:	Larry Williams

BASKETBALL HISTORY

First Year of Basketball:	1976-77
NCAA Division I All-Time Record:	571-660 (.465)
All-Time Program Record:	667-727 (.479)
NCAA Appearances (Last):	4 (2016)
NCAA Tournament Record:	2-4 (.333)
2023-24 Record:	14-16
2023-24 WCC Record:	10-6
2023-24 WCC Finish:	T-3rd
2023-24 WCC Tournament:	0-1

COACHING STAFF

Head Coach:	Molly Goodenbour
Alma Mater:	Stanford
Career Record:	294-262 (.529)
Record at USF:	121-131 (.480)

Associate Head Coach:	Janell Jones
Alma Mater:	Oklahoma Christian
Seasons at USF:	Ninth

Assistant Coach:	Jamie Turner
Alma Mater:	Oregon
Seasons at USF:	First

Assistant Coach:	Greg Rahn
Alma Mater:	Cal State Fullerton
Seasons at USF:	First

Assistant Coach:	Isaac Lu
Alma Mater:	San Francisco
Seasons at USF:	First

Assistant Coach:	Jasmine Gayles
Alma Mater:	San Francisco
Seasons at USF:	First

Director of Women's Basketball Operations:	Ariell Bostick
Alma Mater:	San Diego State
Seasons at USF:	Second

Assistant Athletic Trainer:	Oanh Ngo
Sr. Associate Strength & Conditioning Coach:	Bryan Fink

GAME ONE NOTES:**THEY TURNED THE SEASON AROUND:**

Despite a slow start to the 2023-24 season, starting 4-9, San Francisco strung together 10 wins in the following 16 games to finish the regular season 14-15 to finish in a tie for third place in the WCC standings. Despite earning the No. 4 seed in the West Coast Conference Tournament, the green and gold ultimately fell to Pacific 76-71 in the quarterfinal round.

DOUBLE-DIGIT LEAGUE WINS:

San Francisco finished the 2023-24 season in a tie for third place in the WCC standings with a 10-6 record. The Dons' 10 wins marks the 11th time in program history the team has accumulated a double-digit win total in league play.

CONSISTENCY LED TO SUCCESS:

In all 16 WCC games, San Francisco used the same starting lineup of Luana Leite, Jasmine Gayles, Cami Fulcher, Freja Werth, and Debora dos Santos. During league play, the starters contributed to 86 percent of the team's scoring, averaging 57 points per game. As a team, the Dons averaged 66.3 points per game during WCC play.

2023-24 WCC ALL-CONFERENCE HONORS:

Jasmine Gayles and Debora dos Santos earned WCC All-Conference First Team honors at the end of the 2023-24 regular season, becoming the first two players to receive First Team recognition in the same season since 2005 when Mary Jane Krueger and Dominique Carter made the All-WCC First Team.

DOS SANTOS HAD A CAREER YEAR:

Debora dos Santos posted career numbers during the 2023-24 season, finishing the campaign averaging 15.3 points and 10.6 rebounds per game. Becoming the only player in the WCC to average a double-double last season, dos Santos also ranked nationally in total rebounds (33rd - 317), rebounds per game (t-15th - 10.6), and double-doubles (t-19th - 17).

A force on the offensive end, dos Santos totaled 25 double-digit scoring performances, reaching the 20-point threshold seven times, including three straight to end the season against Saint Mary's, San Diego, and Pacific.

She also contributed on the boards, posting double figures in rebounding 19 times while ranking first in the WCC in total rebounds at 317. Her career-high 18 rebounds at LMU on January 4, 2024, marked the WCC-single game high for rebounds during the 2023-24 season.

WCC NEWCOMER OF THE YEAR:

In her first season on the Hilltop, Freja Werth established herself as a significant piece to the program's success, serving as the Dons' third-leading scorer at a career-high 9.7 points per game. Earning the start in all 30 games, Werth totaled 15 double-digit scoring performances, including posting a season-high 20 points against Columbia on December 28, knocking down six of her eight attempts from the three-point line in the process.

A strong rebounder, Werth ranked second on the team at 5.7 per game while posting two games with double-digit boards. Notably, she recorded 12 rebounds along with 13 points for her second-career double-double in a 75-70 win over Brown on January 1.

2024-25 SAN FRANCISCO WOMEN'S BASKETBALL RANKINGS (AS OF DEC. 3)**NATIONAL RANKING (AP)****NATIONAL RANKING (WBCA)****NCAA NET RANKING****N/A****N/A****120****BART TORVIK RANKING****126**

WCC STANDINGS (AS OF DEC. 1)

Team	Overall	Conference
Portland	7-0	0-0
LMU	4-1	0-0
Pepperdine	4-2	0-0
Saint Mary's	4-3	0-0
Pacific	4-4	0-0
Washington State	4-4	0-0
Gonzaga	4-5	0-0
Santa Clara	3-4	0-0
San Francisco	2-3	0-0
San Diego	2-4	0-0
Oregon State	2-5	0-0

WCC PRESEASON POLL

Place	Team	First Place	Points
1.	Gonzaga	5	92
2.	Washington State	2	91
3.	Portland	2	84
4.	Oregon State	2	77
5.	Pacific		63
6.	San Francisco		53
7.	Santa Clara		43
8.	Saint Mary's		39
9.	San Diego		28
10.	LMU		20
11.	Pepperdine		15

WCC PRESEASON ALL-CONFERENCE TEAM

Name	Yr.	Pos.	Team
Maisie Burnham	Sr.	G	Portland
Debora dos Santos	Sr.	F	San Francisco
Yvonne Ejim	5th	F	Gonzaga
Maud Huijbens	Gr.	F	Gonzaga
Anaya James	Sr.	G	Pacific
AJ Marotte	Sr.	G	Oregon State
Olivia Pollard	Sr.	F	Santa Clara
Emme Shearer	Sr.	G	Portland
Eleonora Villa	So.	G	Washington State
Tara Wallack	Sr.	G	Washington State

2024-25 WCC PLAYERS OF THE WEEK

Week 1	Olivia Pollard, SCU
Week 2	Maya Hernandez, LMU
Week 3	Yvonne Ejim, GON
Week 4	Emme Shearer, POR
Week 5	
Week 6	
Week 7	
Week 8	
Week 9	
Week 10	
Week 11	
Week 12	
Week 13	
Week 14	
Week 15	
Week 16	
Week 17	
Week 18	
Week 19	
Week 20	

2024-25 WCC FRESHMEN OF THE WEEK

Week 1	Allie Turner, GON
Week 2	Elle Papahronis, USF
Week 3	Allie Turner, GON
Week 4	Dayana Mendes, WSU
Week 5	
Week 6	
Week 7	
Week 8	
Week 9	
Week 10	
Week 11	
Week 12	
Week 13	
Week 14	
Week 15	
Week 16	
Week 17	
Week 18	
Week 19	
Week 20	

2024-25 SAN FRANCISCO WOMEN'S BASKETBALL SEASON NOTES/NEWS

7

NOTABLE RETURNERS:

Notable returners for the Dons include reigning WCC Newcomer of the Year Freja Werth and All-WCC First Team selection Debora dos Santos. Werth ranked third on the team in scoring, averaging 9.9 points per game, while dos Santos averaged 15.3 points and 10.6 rebounds, the lone player in the league to average a double-double.

THE NEWCOMERS:

Along with returning 12 players from last season, including four starters, San Francisco welcome graduate transfer Emma Trawally Porta (Detroit Mercy) and true freshmen Angeliki Ziaka (Athens, Greece) and Kiana Moniz (San Francisco, Calif.) as newcomers to the program.

NEW COACHING STAFF:

Following a handful of coaching departures, Molly Goodenbour has hired four new coaches to join her and Associate Head Coach Janell Jones on staff. Jamie Turner (former head coach at Sacramento State and San Jose State), Greg Rahn (former associate head coach at Dominican), Isaac Lu (former head coach at Western Nebraska Community College), and Jasmine Gayles (former player) enter their first season as coaches on the Hilltop.

PICKED TO FINISH SIXTH:

San Francisco, selected sixth in the 2024-25 WCC Preseason Coaches Poll, received 53 points, while Gonzaga (92 points), Washington State (91 points), Portland (84 points), Oregon State (77 points), and Pacific (63 points) were slotted as the league's top teams.

WCC PRESEASON HONORS:

For the fourth consecutive season, a member of the program was named to the West Coast Conference All-Conference Preseason Team. Debora dos Santos earned the honor ahead of the 2024-25 season after averaging a career-best 15.3 points and 10.6 rebounds per game in 30 contents to guide the Dons to a tie for third place in the conference standings.

NONCONFERENCE PLAY IS ON THE ROAD:

San Francisco's eight-game nonconference slate features five true road games and a matchup against Boise State at Chase Center on November 21. The Dons face off against four teams that made postseason appearances, including Columbia (NCAA), Boise State (WNIT), Northern Arizona (WNIT), and Seton Hall (WBIT).

A VETERAN ROSTER:

The 2024-25 San Francisco's roster features eight upperclassmen, seven seniors (Cami Fulcher, Debora dos Santos, Lorena Barbosa, Freja Werth, Aya Keita, Luana Leite, and Mia Vuksic) and one junior (Marina Hernandez). The Dons also have three graduate students on the roster (Emma Trawally Porta, Seynabou Thiam, and Sol Castro).

MORE OPTIONS IN 2024-25:

Last season in 2023-24, San Francisco only had six players on the 13-player roster to compete in all 30 games. Notable players who missed the entire season were Elle Papahronis and Sol Castro, while Mia Vuksic (24 games) and Lorena Barbosa (15 games) also missed time due to injury.

SEASON OPENERS:

Heading into the 2024-25 season, San Francisco has won six of the last eight season openers, with the only losses coming to UC Davis (2020-21) and UC Santa Barbara (2023-24) during the Molly Goodenbour era. In eight season openers, the Dons are averaging 80.9 points per game while holding opponents to 38.9 percent shooting.

AN INTERNATIONAL PRESENCE:

San Francisco features 12 players from countries outside the United States, including Argentina, Brazil, Croatia, Greece, Hungary, Senegal, Spain, and Sweden.



GAME TWO NOTES:**REBOUNDING STOLE THE SHOW:**

San Francisco recorded 52 rebounds in the narrow five-point loss at Colorado State to open the season. As a team, the Dons reached the 50-rebound threshold for just the 16th time in the Molly Goodenbour era, and the 52 against the Rams marked the most since recording 53 in an 80-79 win at Santa Clara during the 2022-23 season.

16 OFFENSIVE BOARDS:

Active on the offensive side at Colorado State, San Francisco totaled 16 offensive rebounds, the seventh straight game the Dons have reached double-digit offensive boards dating back to February 15 of the 2023-24 season.

THE DEFENSE HELD ITS GROUND:

San Francisco held Colorado State to just 29.3 percent shooting, the lowest since the team held LMU to 23.6 percent shooting in a 63-38 win on January 1, 2024. The Dons also forced nine turnovers, blocked four shots, and tallied three steals.

FREJA LED THE WAY:

Freja Werth scored a team-high 13 points against Colorado State, shooting four-for-nine from the field. Werth is averaging 14.0 points per game while shooting 54.0 percent (27-for-50) from the field in the last five games.

THE FRESHMAN CAN SHOOT:

Angeliki Ziaka scored her first two collegiate baskets from long range, connecting on two of her four three-point attempts to finish the game with six points.

A SOLID DEBUT FOR EMMA:

Emma Trawally Porta, playing her first game as a Don following three seasons at Detroit Mercy, scored nine points, collected two rebounds, and shot 50 percent from the field. Her shooting percentage marked the second highest in a season opener in her career. She shot 62.5 percent last season, scoring 10 points, against Eastern Michigan on November 6, 2023.

A FAMILIAR FOE:

During her time in the Division II ranks, Molly Goodenbour coached against UC Santa Barbara's Renee Jimenez while Jimenez was at the helm of CSUSB, Cal State Monterey Bay, and Cal State San Marcos. Goodenbour holds a 6-3 overall record over Jimenez in her career at Cal State Dominguez Hills, going 4-1 against CSUSB, 2-0 against Cal State San Marcos, and 0-2 against Cal State Monterey Bay.

GAME THREE NOTES:**SUCCESS IN HOME OPENERS:**

Since becoming head coach before the 2016-17 season, Molly Goodenbour has guided San Francisco to an 8-1 record in home openers following the 59-37 win over UC Santa Barbara on Saturday, Nov. 9.

ANOTHER STRONG DEFENSIVE PERFORMANCE:

San Francisco held UC Santa Barbara to 37 points and 20.8 percent (11-for-53) shooting. The last time the Dons had a team to under 40 points and 25 percent shooting was LMU on January 4, 2024, in a 63-38 win at Gersten Pavilion. The Gauchos' 20.8 percent from the field marked the lowest shooting percentage by an opponent of the Molly Goodenbour era.

A SHUT DOWN DEFENDER:

Angeliki Ziaka shut down UC Santa Barbara, as she recorded four blocks and three steals in just her second collegiate game, becoming the first player to record at least four blocks and three steals in a game since Mikayla Williams totaled six blocks and three steals in a 79-61 win over CSUN on November 16, 2019.

ELLE IS ON THE BOARD:

Elle Papahronis scored her first career points in the win over UC Santa Barbara, finishing the game with 10 points while going five-for-six at the free throw line.

DOUBLE-DIGIT REBOUNDS:

Emma Trawally Porta recorded 10 rebounds in the win over UC Santa Barbara, the first time recording double-digit rebounds this season and the 16th time in her career.

GAME FOUR NOTES:**BENCH SUPPORT:**

San Francisco scored 62 points in the win over Portland State, with a season-high 30 contributed by the bench. Sol Castro and Elle Papahronis led the way, combining for 25 while shooting 69.2 percent (nine-for-13) from the field. Emma Trawally Porta added five points in the win, connecting on two of her three field-goal attempts.

THE DEFENSE CAME THROUGH AGAIN:

The Dons' defense remained strong against Portland State, limiting the Vikings to 32.8 percent shooting (21-for-64) to secure the win. Through the first three games, the Dons rank tied for 28th in the nation in scoring defense (48.3 points per game), tied for 39th in blocks per game (5.7), and field goal percentage defense (28 percent).

SOL FOUND HER GROOVE:

Guiding the team off the bench in the victory over Portland State, Sol Castro recorded an efficient performance, finishing with 13 points, seven rebounds, and two assists. The forward went six-for-seven from the field in 15 minutes of action.

DEB KEEPS ROLLING:

Debora dos Santos added another double-digit scoring performance in the win over Portland State, recording 17 points on eight-for-18 shooting. Dating back to last season, dos Santos has reached double figures in six of the last 10 games.

GAME FIVE NOTES:**FRESHMAN OF THE WEEK:**

Elle Papahronis earned San Francisco's first weekly award of the season after earning WCC Freshman of the Week on Monday, Nov. 18. Papahronis averaged 13.5 points, 3.5 rebounds, and two assists on 40 percent shooting off the bench in two games against Portland State and San Diego State. Against the Aztecs, she finished with a team-high 15 points in 33 minutes of action.

FIRST DOUBLE-DOUBLE AS A DON:

Emma Trawally Porta posted her first double-double of the season after recording 12 points and 10 rebounds at San Diego State. In 30 minutes, Trawally Porta shot an efficient 71.4 percent (five-for-seven) and knocked down a team-high two three-pointers.

IT'S A BLOCK PARTY:

Emma Trawally Porta added three blocks at San Diego State, putting her season total to 11. Through four games to start the season, Trawally Porta ranks tied for 22nd in the nation in total blocks and tied for 17th in blocks per game (2.7).

BEST SHOOTING PERFORMANCE TO DATE:

As a team, San Francisco shot 42 percent (21-for-50) from the field at San Diego State, its highest shooting percentage of the season. The Dons previously shot 41.1 percent (vs. Portland State), 35.2 percent (vs. UCSB), and 27.1 percent (at Colorado State).

GAME SIX NOTES:**BREAK OUT GAME FOR FREJA:**

Scoring in double figures for the second time this season, Freja Werth recorded a game-high 18 points against Boise State on Thursday, Nov. 21, at Chase Center. Werth shot a stellar 58.3 percent (seven-for-12) from the field and connected on all four of her attempts from distance. She also added five rebounds and one steal.

BARBOSA AND LEITE CONTRIBUTED:

Scoring a career-high nine points off the bench, Lorena Barbosa shot a stellar 66.7 percent (four-for-six) from the field in 13 minutes of action. Beginning to return to form, Luana Leite scored six points, adding five rebounds and four assists. Defensively, she led the team in steals with two.

BACK ON THE EAST COAST:

San Francisco returns to the East Coast for the first time since 2013 when it takes on Seton Hall on Monday, Dec. 1, at Walsh Gymnasium. In total, the Dons have played six away games on the East Coast in program history, with the most recent coming in 2013 with a loss at Fordham (80-66) on Friday, Nov. 8, and a win at Columbia (83-69) on Sunday, Nov. 10. Overall, San Francisco has faced off against 23 East Coast programs, winning 62.5 percent of its contests (25-15).

GAME SEVEN NOTES:**EMMA STEPPED UP:**



Emma Trawally Porta posted season highs in points, three-pointers, and made field goals in the narrow 59-53 loss at Seton Hall on Monday, Dec. 2. In 31 minutes off the bench, Trawally Porta led San Francisco in scoring, posting a season-high 15 points. Trawally Porta shot 54.5 percent (six-for-11), marking the fourth time she has shot 50 percent or better in a game, and knocked down three of her five three-point attempts. Thriving on the glass, she added nine rebounds to lead both programs.

ANOTHER STRONG DEFENSIVE OUTING:

For the fifth time in the last six games to start the season, San Francisco held an opponent to under 60 points after allowing 59 at Seton Hall. The Dons also held the Pirates to 35.3 percent (18-for-51) shooting, the fifth time an opponent has shot 40 percent or worse against the green and gold.

ONE OF THE TOP WCC PROGRAMS IN FIRST NET RANKING:

The 2024-25 NCAA Women's Basketball NET Rankings dropped for the first time this season, and San Francisco came in at 120, the second-highest ranking for a WCC team. Portland, the only other team ranked higher than USF, entered at 98.

2024-25 BREAKDOWN		SCOUTING THE LIONS		10
Leading at the Half	2-3	COMING OFF A TOUGH OPPONENT:		
Trailing at the Half	0-1	Columbia enters the week with a 6-3 overall record and is coming off a 77-61 loss at No. 13 Duke on Sunday, Dec. 1. Three players reached double figures in scoring against the nationally ranked Blue Devils, with Kitty Henderson posting a game-high 20 points on 47.3 (nine-for-19) shooting.		
Tied at the Half	0-0			
USF scores less than 60	1-3	1,000 POINT SCORER:		
USF scores between 60-69	1-1	In Columbia's win over Pacific on Wednesday, Nov. 20, Kitty Henderson notched nine points to become the Lions' 15th player in program history to score 1,000 career points.		
USF scores between 70-79	0-0			
USF scores between 80-89	0-0			
USF scores between 90-99	0-0			
USF scores 100+	0-0			
Opponent scores less than 60	2-3			
Opponent scores between 60-69	0-0			
Opponent scores between 70-79	0-1			
Opponent scores between 80-89	0-0			
Opponent scores between 90-99	0-0			
Opponent scores 100+	0-0			
Games decided by 3 points or less	0-1			
Games decided by 4-9 points	1-2			
Games decided by 10-19 points	0-1			
Games decided by 20 or more points	1-0			
USF shot 50% or better	0-0			
Opponent shot 50% or better	0-0			
USF outshoots opponent	2-2			
Opponent outshoots USF	0-2			
Teams shot equal FG percentage	0-0			
USF outrebounds opponent	2-3			
Opponent outrebounds USF	0-1			
USF opponent tie in rebounds	0-0			
USF has a positive TO margin	0-0			
USF has a negative TO margin	2-4			
USF opponent tie in TO's	0-0			
No players in double figures	0-0			
One player in double figures	0-3			
Two players in double figures	1-1			
Three players in double figures	1-0			
Four players in double figures	0-0			
Five players in double figures	0-0			
Six players in double figures	0-0			
Coming off a win	1-1			
Coming off a loss	1-3			
GOODENBOUR ERA ...		SERIES HISTORY		
Leading at the Half	88-30	<ul style="list-style-type: none"> San Francisco holds a commanding 5-1 advantage over Columbia since the first-ever meeting in 1990. The last meeting occurred last season, when the Lions picked up their first win over the Dons, 74-67, on December 28, 2023, at War Memorial at the Sobrato Center. Debora dos Santos and Freja Werth posted 20 points apiece in the last meeting between San Francisco and Columbia last season, combining for 59 percent of the team's scoring. Werth shot 75 percent (six-for-eight) from the three-point line, while dos Santos knocked down 10 of her 18 attempts from inside the paint and totaled 10 rebounds, two steals, and one block to pace the Dons defensively. 		
Trailing at the Half	26-98			
Tied at the Half	7-3			
USF scores less than 60	7-66			
USF scores between 60-69	27-42			
USF scores between 70-79	52-15			
USF scores between 80-89	25-6			
USF scores between 90-99	7-2			
USF scores 100+	3-0			
Opponent scores less than 60	44-10			
Opponent scores between 60-69	42-36			
Opponent scores between 70-79	28-52			
Opponent scores between 80-89	6-24			
Opponent scores between 90-99	1-8			
Opponent scores 100+	0-1			
Games decided by 3 points or less	14-13			
Games decided by 4-9 points	42-48			
Games decided by 10-19 points	45-34			
Games decided by 20 or more points	20-36			
USF shot 50% or better	28-2			
Opponent shot 50% or better	1-30			
USF outshoots opponent	99-25			
Opponent outshoots USF	20-105			
Teams shot equal FG percentage	2-1			
USF outrebounds opponent	77-44			
Opponent outrebounds USF	40-80			
USF opponent tie in rebounds	4-7			
USF has a positive TO margin	57-45			
USF has a negative TO margin	59-77			
USF opponent tie in TO's	4-9			
No players in double figures	0-4			
One player in double figures	2-23			
Two players in double figures	17-38			
Three players in double figures	50-46			
Four players in double figures	43-18			
Five players in double figures	9-2			
Six players in double figures	0-0			
Coming off a win	54-65			
Coming off a loss	66-66			
		COLUMBIA RANKINGS (AS OF DEC. 3)		
		NATIONAL RANKING (AP)	NATIONAL RANKING (WBCA)	NCAA NET RANKING
		N/A	N/A	47
		BART TORVIK RANKING		
		50		
		<div>  FOLLOW THE DONS: X (@USFDONSWBB) INSTAGRAM (@USFDONSWBB) FACEBOOK (@USFDONSWBB)  </div>		

2024-25 SAN FRANCISCO WOMEN'S BASKETBALL GAME-BY-GAME LINEUP

11

Date	Opponent	1	2	3	4	5	Record
Nov. 4	at Colorado State	Leite	Fulcher	Werth	Barbosa	dos Santos	0-1
Nov. 9	vs. UC Santa Barbara	Leite	Ziaka	Fulcher	Werth	dos Santos	
Nov. 12	vs. Portland State	Leite	Ziaka	Fulcher	Werth	dos Santos	
Nov. 16	at San Diego State	Leite	Ziaka	Fulcher	Werth	dos Santos	
Nov. 21	vs. Boise State	Leite	Ziaka	Fulcher	Werth	dos Santos	
Dec. 2	at Seton Hall	Leite	Ziaka	Fulcher	Werth	dos Santos	2-3
Dec. 4	at Columbia						
Dec. 14	at Northern Arizona						
Dec. 17	vs. Arizona State						
Dec. 28	vs. Columbia						
Jan. 1	vs. Brown						
Jan. 4	at LMU						
Jan. 6	vs. Portland						
Jan. 11	vs. Pepperdine						
Jan. 13	at Pacific						
Jan. 20	at Santa Clara						
Jan. 25	vs. LMU						
Jan. 27	vs. Gonzaga						
Feb. 1	at Pepperdine						
Feb. 3	at San Diego						
Feb. 8	vs. Saint Mary's						
Feb. 10	vs. Pacific						
Feb. 15	vs. Sant Clara						
Feb. 22	at Gonzaga						
Feb. 24	at Portland						
Feb. 29	at Saint Mary's						
Mar. 2	vs. San Diego						

2024-25 SAN FRANCISCO WOMEN'S BASKETBALL GAME-BY-GAME LEADERS

Date	Opponent	Result	Points	Rebounds	Assists	Steals	Blocks
Nov. 4	at Colorado State	L, 52-47	Werth (13)	two players (9)	two players (3)	three players (1)	two players (2)
Nov. 9	vs. UC Santa Barbara	W, 53-37	dos Santos (14)	Trawally Porta (10)	Leite (4)	two players (3)	Ziaka (4)
Nov. 12	vs. Portland State	W, 62-56	dos Santos (17)	Werth (9)	Leite (8)	Ziaka (2)	Trawally Porta (3)
Nov. 16	at San Diego State	L, 73-62	Papahronis (15)	Trawally Porta (10)	Ziaka (4)	two players (1)	two players (3)
Nov. 21	vs. Boise State	L, 59-57	Werth (18)	dos Santos (9)	Leite (4)	Leite (2)	two players (1)
Dec. 2	at Seton Hall	L, 59-53	Trawally Porta (15)	Trawally Porta (9)	two players (5)	Ziaka (3)	--
Dec. 4	at Columbia						
Dec. 14	at Northern Arizona						
Dec. 17	vs. Arizona State						
Dec. 28	vs. Columbia						
Jan. 1	vs. Brown						
Jan. 4	at LMU						
Jan. 6	vs. Portland						
Jan. 11	vs. Pepperdine						
Jan. 13	at Pacific						
Jan. 20	at Santa Clara						
Jan. 25	vs. LMU						
Jan. 27	vs. Gonzaga						
Feb. 1	at Pepperdine						
Feb. 3	at San Diego						
Feb. 8	vs. Saint Mary's						
Feb. 10	vs. Pacific						
Feb. 15	vs. Sant Clara						
Feb. 22	at Gonzaga						
Feb. 24	at Portland						
Feb. 29	at Saint Mary's						
Mar. 2	vs. San Diego						



SAN FRANCISCO TEAM

WON AT HOME -- November 12, 2024 vs. Portland State (W, 62-56)

LOST AT HOME -- February 15, 2024 vs. Santa Clara (L, 73-65)

WON ON THE ROAD -- February 29, 2024 at Saint Mary's (W, 78-74 OT)

LOST ON THE ROAD -- December 2, 2024 at Seton Hall (L, 59-53)

WON AT A NEUTRAL SITE -- December 4, 2022 vs. San Diego State at Chase Center (W, 65-56)

LOST AT A NEUTRAL SITE -- November 21, 2024 vs. Boise State at Chase Center (L, 59-57)

WON IN OVERTIME -- February 29, 2024 at Saint Mary's (W, 78-74 OT)

LOST IN OVERTIME -- March 5, 2020 vs. Santa Clara - WCC Championships - First Round (L, 72-65 OT)

PLAYED AN OVERTIME GAME AT HOME -- December 13, 2021 vs. Fresno State (L, 102-93 2OT)

PLAYED AN OVERTIME GAME ON THE ROAD -- February 29, 2024 at Saint Mary's (W, 78-74 OT)

PLAYED AN OVERTIME GAME AT A NEUTRAL SITE -- March 5, 2020 vs. Santa Clara - WCC Championships - First Round (L, 72-65 OT)

PLAYED A MULTIPLE OVERTIME GAME -- December 13, 2021 vs. Fresno State (L, 102-93 2OT)

PLAYED BACK-TO-BACK OVERTIME GAMES -- February 7 and February 14, 2015 - at Gonzaga (L, 91-84, 4 OT) and at Santa Clara (L, 80-79, OT)

PLAYED ON CONSECUTIVE DAYS -- November 25-26, 2022 vs. South Carolina State (W, 77-57) and vs. Long Beach State (W, 74-50)

SCORED 100 OR MORE POINTS -- December 22, 2022 vs. Northern New Mexico (104)

SCORED 90-99 POINTS -- November 9, 2023 vs. Stanislaus State (92)

SCORED 80-89 POINTS -- January 13, 2024 at Pacific (81)

SCORED 70-79 POINTS -- March 9, 2024 vs. Pacific - WCC Championships - Quarterfinals (71)

SHOT OVER 60% FROM THE FIELD -- November 21, 2023 vs. Yale (.605, (23-for-38))

SHOT OVER 50% FROM THE FIELD -- February 9, 2023 at Saint Mary's (.510, (26-for-51))

SHOT LESS THAN 30% FROM THE FIELD -- November 4, 2024 at Colorado State (.271, (16-for-59))

HAD FIVE PLAYERS SCORE IN DOUBLE FIGURES -- February 10, 2024 vs. Pacific (Cami Fulcher-15; Luana Leite-14; Debora dos Santos-14; Jasmine Gayles-13; Freja Werth-12)

HAD SIX PLAYERS SCORE IN DOUBLE FIGURES -- January 28, 2016 vs. Portland (Zhane Dikes-15; Anna Seilund-14; Kalyn Simon-12; Rachel Howard-11; Taylor Proctor-10; Hashima Carothers-10)

HAD TWO PLAYERS WITH 20 OR MORE POINTS -- February 3, 2024 at San Diego -- Jasmine Gayles-22 and Debora dos Santos-20

HAD TWO PLAYERS WITH A DOUBLE-DOUBLE -- February 29, 2020 at Saint Mary's -- Leilah Vigil (26 points, 10 assists) and Mikayla Williams (15 points, 13 rebounds)

SAN FRANCISCO INDIVIDUAL

SCORED 25-29 POINTS -- March 2, 2024 - Debora dos Santos (25) vs. San Diego

SCORED 30-39 POINTS -- November 7, 2023 - Jasmine Gayles (30) at UC Santa Barbara

SCORED 40-49 POINTS -- January 13, 2024 - Jasmine Gayles (40) at Pacific

RECORD 15+ REBOUNDS -- January 11, 2024 - Debora dos Santos (15) vs. Pepperdine

RECORD 5+ STEALS -- February 11, 2023 - Ioanna Krimili (5) at Pacific

RECORD 10+ ASSISTS -- February 29, 2024 - Luana Leite (11) at Saint Mary's

RECORD 5+ BLOCKED SHOTS -- November 9, 2021 Lucija Kostic (5) vs. Morgan State

FOULED OUT OF A GAME -- November 9, 2024 - Luana Leite and Lorena Barbosa vs. UC Santa Barbara

SAN FRANCISCO OPPONENT

SCORED 100 OR MORE POINTS

December 21, 2018 vs. North Dakota (100)

SCORED 90-99 POINTS

December 9, 2023 vs. Northern Arizona (92)

SCORED 80-89 POINTS

December 19, 2023 at Long Beach State (89)

SCORED 70-79 POINTS

November 16, 2024 at San Diego State (73)

All-Americans

Mary Hile (1980, '81) • Brittany Lindhe (1997, '98) • Joy Hollingsworth (2003)

USF Hall of Famers

Tami Adkins • Joy Boyenga-Woods • Sue Corder • Renee Demirdjian • Suzanne Enos O'Meara • Valerie Gillon • Marlene Henderson • Mary Hile-Nepfel • Teri Hunt • Andrea Kagie • Brittany Lindhe • Bill Nepfel • Jamie Shadian • Margaret Walsh-Altman

Retired Numbers

15 • Mary Hile • 40 • Brittany Lindhe

WCC All-Tournament Team

Marlene Henderson (1992) • Amy Touli (1992) • Valerie Gillon (1995, '96) • Jamie Shadian (1995, '97) • Andrea Kagie (1996, '97) • Brittany Lindhe (1996, '97) • Dominique Carter (2006) • Taj Winston (2015) • Taylor Proctor (2016) • Zhane Dikes (2016)

WCC Coaches of the Year

Sue Rojcewicz (1987) • Bill Nepfel and Mary Hile-Nepfel (1990)

WCC Freshman of the Year

Joy Boyenga (1989) • Brittany Lindhe (1995) • Lindsey Huff (1998) • Toni Russell (2002) • Joy Hollingsworth (2003)

WCC Player of the Year

Teri Hunt (1987)

WCC Newcomer of the Year

Valerie Gillon (1994) • Dominique Carter (2005) • Ioanna Krimili (2021) • Freja Werth (2024)

WCC All-Freshman Team

Audra Souther (1995) • Brittany Lindhe (1995) • Sarah Wanless (1996) • Dominique Carter (2005) • Shay Rollins (2006) • Heidi Heintz (2007) • Taj Winston (2012) • Taylor Proctor (2013) • Zhane Dikes (2013) • Rachel Howard (2014) • Ioanna Krimili (2021) • Claudia Langarita (2022)

All-WCC First Team

Teri Hunt (1986, '87) • Margaret Walsh (1986, '87) • Debbie Dunbar (1987) • Sarah Wanless (1998) • Melinda Harrison (1988, '90) • Alice Solis (1989, '90) • Marlene Henderson (1991, '92) • Joy Boyenga (1992) • Tami Adkins (1993) • Amy Touli (1993) • Valerie Gillon (1995, '96) • Brittany Lindhe (1995, '96, '97, '99) • Renee Demirdjian (1997) • Andrea Kagie (1997) • Kim Whisler (2001) • Carey Sauer (2002, '03) • Toni Russell (2004, '05) • Mary Jane Krueger (2005) • Dominique Carter (2005, '06, '07, '08) • Shay Rollins (2009) • Mel Khlok (2013) • Taylor Proctor (2015, '16) • Rachel Howard (2017) • Anna Seilund (2019) • Ioanna Krimili (2021, '22, '23) • Jasmine Gayles (2024) • Debora dos Santos (2024)

North Pacific Conference (NORPAC) Honors

Kim Bachman (1982) • Linda Walsh (1982, '83) • Sue Corder (1985)

Northern California Athletic Conference (NCAC) Honors

Sue Enos (1978) • Mary Hile (1978, '79, '80, '81) • Kim Bachman (1980)

WCC All-Academic

Joy Boyenga (1992) • Tami Adkins (1993) • Dawn Baker (1993) • Valerie Gillon (1994, '95, '96) • Andrea Kagie (1995, '96, '97) • Brittany Lindhe (1997, '99) • Sarah Wanless (1998, '99, '00) • Tashi Tasnadi (2000) • Lindsey Huff (2002) • Carey Sauer (2002, '03, '04) • Toni Russell (2003, '04, '05) • Mary Jane Krueger (2005) • Dominique Carter (2006, '07, '08) • Nikki Warren (2006) • Lisa Olden (2007, '08) • Shay Rollins (2007) • Heidi Heintz (2008) • Heidi Anton (2010) • Vania Singleterry (2010, '11, '12) • Kelly Jo Mullaney (2011) • Alicia Scafidi (2013) • Paige Spietz (2014, '15) • Rachel Howard (2016, '17) • Kalyn Simon (2017) • Moa Lundqvist (2019) • Lucija Kostic (2021) • Lucie Hoskova (2021) • Kia Vaalavirta (2020, '23) • Ioanna Krimili (2023) • Cami Fulcher (2024)

SAN FRANCISCO NCAA TOURNAMENT HISTORY**1995****NCAA First Round – March 16, 1995 - Seattle, Wash.**

Arkansas 67, San Francisco 58

USF made its first NCAA Tournament appearance in 1995 as the No. 11 seed in the West Region. The Dons traveled to the University of Washington in Seattle to face Arkansas. Brittany Lindhe led the way with 21 points, while Jamie Shadian and Renee Demirdjian each added 11 as the Dons got its first taste of the Dance.

Team highlights:

16-game winning streak • Finished with a 24-5 overall record • West Coast Conference Champions • Posted a perfect 13-0 record at home • Program's first NCAA appearance

1996**NCAA First Round – March 16, 1996 - Durham, N.C.**

San Francisco 68, No. 16 Florida 51

San Francisco earned its second NCAA appearance as the No. 12 seed in the Mideast Region. The Dons started their Cinderella run with a 68-61 victory over then-No. 16 Florida. Valerie Gillon dominated with a 28-point, nine-rebound performance, while Andrea Kagie added 15 points off the bench. USF led 31-29 at halftime and never trailed in the second half.

NCAA Second Round – March 18, 1996 - Durham, N.C.

San Francisco 64, No. 13 Duke 60

San Francisco garnered the biggest win in school history as the Dons shocked regional host, then-No. 13 Duke, 64-60, at Cameron Indoor Stadium. For the Blue Devils, it was the first non-conference loss at home since 1991. Brittany Lindhe led the Dons with 17 points, Julie Murgent scored 14 points off the bench, and Renee Demirdjian added a dozen in the victory.

NCAA Sweet Sixteen – March 23, 1996 - Chicago, Ill.

No. 2 Connecticut 72, San Francisco 44

The eyes of the country were on San Francisco as the team faced defending national champions, Connecticut, in the Sweet Sixteen. In front of the largest crowd (7,190) to watch a women's basketball game in Illinois, the Dons fell short, dropping the 72-44 decision to the Huskies. The game was tied 13-13 midway through the first half before UConn pulled away for a 37-28 halftime lead. Valerie Gillon scored 13 points in her final collegiate contest, while Julie Murgent came off the bench to add 10 points.

Team highlights:

NCAA Sweet Sixteen appearance, its longest run in the tournament in USF history • Ranked No. 16 in the final USA Today/CNN women's basketball poll • NCAA Tournament wins over nationally ranked Duke and Florida • WCC Tournament Champions • WCC Regular Season Co-Champions • Nine- and seven-game winning streaks • Single-season records for blocks (147) and rebounds (1,302) • Won 20 of the final 23 contests • Played before four crowds of 3,500 or more • posted a final record of 24-8, and a 12-2 WCC record

1997**NCAA First Round – March 15, 1997 - Gainesville, Fla.**

Southern California 68, San Francisco 55

The Dons were awarded a No. 11 seed in the Mideast Region and were slated to face No. 6 USC in the opening round. San Francisco came out of the gates strong and trailed by only six at halftime. The Dons eventually fell 68-55 to the Women of Troy. Brittany Lindhe paced USF with 15 points, while Renee Demirdjian added 13 in her final game wearing Green and Gold.

Team Highlights:

Third-straight NCAA appearance • Third-consecutive WCC title • 25-6 overall record, marking third-straight season with at least 24 victories • Three all-WCC First Team selections, marking a program first • Record-setting home attendance, including two games with 4,000 plus fans • Ranked as high as No. 21 in the USA Today/CNN Coaches' Poll • Nine-game winning streak

2016**NCAA First Round - March 19, 2016 - Stanford, Calif.**

Stanford 85, San Francisco 58

The Dons' first NCAA appearance in almost a decade was especially poignant given that head coach Jennifer Azzi would be matching up with her former coach at Stanford, Tara Vanderveer. USF garnered a No. 13 seed, but the contest ended up lopsided as the No. 4 seed Cardinal came away with an 85-58 victory on their home floor of Maples Pavilion. Rachel Howard was the Dons' top scorer with 14 points, while Taylor Proctor (13 pts., two reb) and Michaela Rakova (12 pts., four reb) were the other Dons in double figures.



SAN FRANCISCO WOMEN'S BASKETBALL WCC TOURNAMENT HISTORY

14

Yr	Round	USF Seed	Opp. Seed	Opponent	W/L	Score	Site	High Scorer	High Rebounder
2024	Quarters	4	5	Pacific	L	76-71	Orleans Arena- Las Vegas, Nev.	21. Debora dos Santos	11. Debora dos Santos
2023	Quarters	4	5	BYU	L	66-56	Orleans Arena- Las Vegas, Nev.	12. Debora dos Santos	7. Kennedy Dickie
2022	Quarters	3	7	Santa Clara	W	72-63	Orleans Arena- Las Vegas, Nev.	17. Ashley Hiraki	10. Danja Stafford
	Semis	3	2	Gonzaga	L	69-55	Orleans Arena- Las Vegas, Nev.	20. Ioanna Krimili	7. Kennedy Dickie
2021	Quarters	3	7	Saint Mary's	W	69-63	Orleans Arena - Las Vegas, Nev.	13. two players	7. Emily Coddling
	Semis	3	2	BYU	L	85-55	Orleans Arena- Las Vegas, Nev.	21. Ioanna Krimili	5. three players
2020	First	9	8	Santa Clara	L	72-65 (OT)	Orleans Arena - Las Vegas, Nev.	21. Mikayla Williams	16. Leilah Vigil
2019	First	9	8	Portland	W	76-69	Orleans Arena - Las Vegas, Nev.	22. Marianna Klavina	12. Abby Rathbun
	Second	9	5	LMU	L	66-45	Orleans Arena - Las Vegas, Nev.	11. Nia Alexander	5. two players
2018	Quarters	5	4	LMU	W	89-76	Orleans Arena - Las Vegas, Nev.	28. Anna Seilund	9. Moa Lundqvist
	Semis	5	1	Gonzaga	L	65-53	Orleans Arena - Las Vegas, Nev.	14. Kalyn Simon	12. Moa Lundqvist
2017	Quarters	4	5	LMU	W	80-67	Orleans Arena - Las Vegas, Nev.	19. two players	11. Michaela Rakova
	Semis	4	1	Gonzaga	L	77-46	Orleans Arena - Las Vegas, Nev.	18. Rachel Howard	5. four players
2016	Quarters	6	3	San Diego	W	84-80 (OT)	Orleans Arena - Las Vegas, Nev.	26. Rachel Howard	7. Taylor Proctor
	Semis	6	2	Saint Mary's	W	67-65	Orleans Arena - Las Vegas, Nev.	19. Taylor Proctor	12. Taylor Proctor
	Champ	6	1	BYU	W	70-68	Orleans Arena - Las Vegas, Nev.	27. Taylor Proctor	10. Taylor Proctor
2015	Quarters	6	3	Pacific	W	74-64	Orleans Arena - Las Vegas, Nev.	20. Taj Winston	7. Taj Winston
	Semis	6	2	San Diego	W	65-57	Orleans Arena - Las Vegas, Nev.	18. Taj Winston	10. Taylor Proctor
	Champ	6	5	BYU	L	76-65	Orleans Arena - Las Vegas, Nev.	24. Taj Winston	10. three players
2014	First	8	9	LMU	W	63-62	Orleans Arena - Las Vegas, Nev.	16. Taj Winston	9. Taj Winston
	Second	8	1	#21/19 Gonzaga	L	80-68	Orleans Arena - Las Vegas, Nev.	28. Taylor Proctor	8. Taylor Proctor
2013	First	8	9	Pepperdine	W	80-48	Orleans Arena - Las Vegas, Nev.	19. Mel Khlok	12. Bailey Barbour
	Second	8	5	LMU	L	75-53	Orleans Arena - Las Vegas, Nev.	22. Mel Khlok	6. three players
2012	First	8	9	LMU	L	66-60	Orleans Arena - Las Vegas, Nev.	12. Alicia Scafidi	8. Rheina Ale
2011	First	8	5	Santa Clara	L	62-58	Orleans Arena - Las Vegas, Nev.	13. Rheina Ale	10. Donnisha Taylor
2010	First	7	6	LMU	L	61-54	Orleans Arena - Las Vegas, Nev.	13. Rheina Ale	8. Tawny Drexler
2009	First	7	6	San Diego	L	73-64	Orleans Arena - Las Vegas, Nev.	18. Vania Singleterry	14. Donnisha Taylor
2008	First	7	2	Santa Clara	L	89-84	Jenny Craig Pavilion - San Diego, Calif.	--	--
2007	First	7	2	San Diego	W	80-69	Chiles Center - Portland, Ore.	23. Dominique Carter	--
	Semis	7	1	Gonzaga	L	59-38	Chiles Center - Portland, Ore.	11. Dominique Carter	8. Nickie Warren
2006	First	7	2	Gonzaga	W	59-53	McCarthy Athletic Center - Spokane, Wash.	21. two players	7. Nykia Peace
	Semis	7	1	Santa Clara	L	75-65 (OT)	McCarthy Athletic Center - Spokane, Wash.	22. Dominique Carter	7. Dominique Carter
2005	First	6	3	Santa Clara	L	90-49	Leavey Center - Santa Clara, Calif.	18. LaShaunte Stephens	6. three players
2004	First	7	6	Santa Clara	L	71-66	Leavey Center - Santa Clara, Calif.	--	--
2003	First	4	5	San Diego	L	66-54	Jenny Craig Pavilion - San Diego, Calif.	14. Carey Sauer	--
2002	First	4	5	LMU	W	65-63	Jenny Craig Pavilion - San Diego, Calif.	18. Alicia Hernandez	11. Lisa Whiteside
	Semis	4	1	Pepperdine	L	82-77	Jenny Craig Pavilion - San Diego, Calif.	17. Carey Sauer	7. Alicia Hernandez
2001	First	5	4	Pepperdine	W	78-73	Jenny Craig Pavilion - San Diego, Calif.	--	--
	Semis	5	3	LMU	L	73-56	Jenny Craig Pavilion - San Diego, Calif.	--	--
2000	First	6	3	Santa Clara	L	74-56	Toso Pavilion - Santa Clara, Calif.	--	--
1999	First	8	1	Pepperdine	L	61-57	Toso Pavilion - Santa Clara, Calif.	--	--
1998	First	6	3	Saint Mary's	L	70-62	Toso Pavilion - Santa Clara, Calif.	--	--
1997	First	2	7	Gonzaga	W	86-49	Gersten Pavilion, Los Angeles, Calif.	--	--
	Semis	2	3	Saint Mary's	W	67-56	Gersten Pavilion, Los Angeles, Calif.	--	--
	Champ	2	1	Portland	W	65-59 (OT)	Gersten Pavilion, Los Angeles, Calif.	--	--
1996	First	2	7	LMU	W	65-35	Toso Pavilion - Santa Clara, Calif.	--	--
	Semis	2	5	Pepperdine	W	59-43	Toso Pavilion - Santa Clara, Calif.	--	--
	Champ	2	1	Portland	W	61-57	Toso Pavilion - Santa Clara, Calif.	--	--
1995	First	1	8	LMU	W	58-36	Toso Pavilion - Santa Clara, Calif.	--	--
	Semis	1	5	Saint Mary's	W	64-50	Toso Pavilion - Santa Clara, Calif.	--	--
	Champ	1	2	Portland	W	66-50	Toso Pavilion - Santa Clara, Calif.	--	--
1992	Semis	2	3	Portland	W	62-59	Toso Pavilion - Santa Clara, Calif.	--	--
	Champ	2	1	Santa Clara	L	67-62	Toso Pavilion - Santa Clara, Calif.	--	--

* Did not qualify for the tournament in 1993 and 1994

All-WCC Tournament Selections

Marlene Henderson	1992
Amy Toul	1992
Valerie Gillon	1995*, 96*
Jamie Shadian	1995, 97
Andrea Kagie	1996, 97
Brittany Lindhe	1996, 97*
Dominique Carter	2006
Taj Winston	2015
Taylor Proctor	2016*
Zhane Dikes	2016

*WCC Tournament Most Valuable Player

USF was WCC Tournament Champions in 2016 as the No. 6 Seed.

San Francisco and Gonzaga are the only two teams to win three straight WCC championship titles.

Miscellaneous Records

As a #1 Seed	3-0
As a #2 Seed	7-1
As a #3 Seed	2-2
As a #4 Seed	2-6
As a #5 Seed	2-2
As a #6 Seed	5-4
As a #7 Seed	2-6
As a #8 Seed	2-5
As a #9 Seed	1-2
Vs. #1 Seed	3-8
Vs. #2 Seed	5-3
Vs. #3 Seed	4-4
Vs. #4 Seed	2-0
Vs. #5 Seed	4-8
Vs. #6 Seed	0-3
Vs. #7 Seed	4-0
Vs. #8 Seed	2-1
Vs. #9 Seed	2-1

Miscellaneous Records

Vs. BYU	1-3
Vs. Gonzaga	2-5
Vs. Loyola Marymount	6-5
Vs. Pacific	1-2
Vs. Pepperdine	3-2
Vs. Portland	5-0
Vs. Saint Mary's	4-1
Vs. San Diego	3-2
Vs. Santa Clara	1-8

Miscellaneous Records

In the First Round	10-12
In the Second Round	0-3
In the Quarterfinals	6-3
In the Semifinals	6-8
In the Finals	4-2
Overall	26-27
In Las Vegas	12-15
In Portland	1-1
In Santa Clara	7-6
In San Diego	2-4
In Los Angeles	3-0
In Spokane	1-1
Under Goodenbour	5-8
Overtime Games	2-2





Points	6 (2x)
Rebounds	7
Assists	8
Steals	2
Blocks	-
Field Goals	3
3-Pointers	1 (3x)
Free Throws	3
Minutes	33 (2x)

Points	23	at Portland State (12/16/23)
Rebounds	8	vs. Cal State Fullerton (11/19/23)
Assists	11	at Saint Mary's (2/24/24)
Steals	4	at Santa Clara (1/20/24)
Blocks	1	at Portland (2/24/24)
Field Goals	9	at Portland State (12/16/23)
3-Pointers	1 (5x)	Last: at Seton Hall (12/2/24)
Free Throws	7	vs. San Diego (3/2/24)
Minutes	39	at Saint Mary's (2/24/24)

2024-25 HIGHLIGHTS: Posted four points and seven rebounds in the season opener at Colorado State (Nov. 4) ... Led the team with four assists in the win over UC Santa Barbara (Nov. 9) ... Posted a season-high eight assists in the win over Portland State (Nov. 12) ... Posted six points, shooting at 50 percent (three-for-six), recorded five rebounds, and dished out four assists against Boise State (Nov. 21) ... Posted six points and added a team-high five assists at Seton Hall (Dec. 2).

Year	GP	GS	Min	Avg	FG	FGA	Pct	3FG	3FGA	Pct	FT	FTA	Pct	Off	Def	Tot	Avg	PF	FO	Ast	TO	Blk	Stl	Pts	Avg
2023-24	30	30	905	30.2	84	235	.357	2	24	.083	66	96	.688	47	65	112	3.7	71	4	130	76	3	39	236	7.9
2024-25	6	6	147	24.5	7	31	.226	3	10	.300	6	10	.600	6	12	18	3.0	16	1	24	10	0	3	23	3.8

Totals (US\$)	36	36	1052	29.2	91	266	342	5	34	147	72	106	679	53	77	130	3.6	87	5	154	86	3	42	259	7.2
---------------	----	----	------	------	----	-----	-----	---	----	-----	----	-----	-----	----	----	-----	-----	----	---	-----	----	---	----	-----	-----



Points	-
Rebounds	-
Assists	-
Steals	-
Blocks	-
Field Goals	-
3-Pointers	-
Free Throws	-
Minutes	-

Points	-
Rebounds	-
Assists	-
Steals	-
Blocks	-
Field Goals	-
3-Pointers	-
Free Throws	-
Minutes	-

2024-25 HIGHLIGHTS: Has not appeared in a game.

[illegible][illegible]



ELLE PAPAHRONIS

REDSHIRT-FRESHMAN | GUARD | EDMOND, OKLA. | NORTH EDMOND HS

SEASON HIGHS

Points	15	at San Diego State (11/16/24)
Rebounds	7	at Colorado State (11/4/24)
Assists	3	at San Diego State (11/16/24)
Steals	1 (3x)	Last: at Seton Hall (12/2/24)
Blocks	-	-
Field Goals	3 (3x)	Last: at Seton Hall (12/2/24)
3-Pointers	2	at Seton Hall (12/2/24)
Free Throws	9	at San Diego State (11/16/24)
Minutes	33	at San Diego State (11/16/24)

CAREER HIGHS

Points	15	at San Diego State (11/16/24)
Rebounds	7	at Colorado State (11/4/24)
Assists	3	at San Diego State (11/16/24)
Steals	1 (3x)	Last: at Seton Hall (12/2/24)
Blocks	-	-
Field Goals	3 (3x)	Last: at Seton Hall (12/2/24)
3-Pointers	2	at Seton Hall (12/2/24)
Free Throws	9	at San Diego State (11/16/24)
Minutes	33	at San Diego State (11/16/24)

2024-25 HIGHLIGHTS: In 20 minutes, she collected seven rebounds (three offensive) in her first collegiate game at Colorado State (Nov. 4) ... Scored her first career points with 10 in the win over UC Santa Barbara (Nov. 9) ... Recorded 12 points while matching a season-high five free throws against Portland State (Nov. 12) ... Was named WCC Freshman of the Week after posting a season-high 15 points and knocking down nine free throws at San Diego State (Nov. 16).

CAREER YEAR-BY-YEAR STATISTICS

Year	GP	GS	Min	Avg	FG	FGA	Pct	3FG	3FGA	Pct	FT	FTA	Pct	Off	Def	Tot	Avg	PF	F0	Ast	TO	Blk	Stl	Pts	Avg
2023-24	-	-	-	-	-	-	-	-	-	-	-	-	-	-	-	-	-	-	-	-	-	-	-	-	-
2024-25	6	0	160	26.7	12	35	.343	4	11	.364	21	34	.618	8	19	27	4.5	11	0	7	11	0	3	49	8.2

Totals (USF) 6 0 160 26.7 12 35 .343 4 11 .364 21 34 .618 8 19 27 4.5 11 0 7 11 0 3 49 8.2
Did not compete in 2023-24 season due to injury



EMMA TRAWALLY PORTA

GRADUATE STUDENT | FORWARD | TIANA, SPAIN | DETROIT MERCY

SEASON HIGHS

Points	15	at Seton Hall (12/2/24)
Rebounds	10 (2x)	Last: at San Diego State (11/16/24)
Assists	1	vs. Portland State (11/12/24)
Steals	1 (3x)	Last: at San Diego State (11/16/24)
Blocks	4	vs. Portland State (11/12/24)
Field Goals	6	at Seton Hall (12/2/24)
3-Pointers	3	at Seton Hall (12/2/24)
Free Throws	2 (2x)	Last: vs. Boise State (11/21/24)
Minutes	32	at Seton Hall (12/2/24)

CAREER HIGHS

Points	23	vs. Northern Kentucky (1/1/24)
Rebounds	16	at Oakland (2/20/23)
Assists	4	at Milwaukee (2/22/24)
Steals	3	vs. Chicago State (11/10/23)
Blocks	6	at Wright State (2/25/23)
Field Goals	9	at Robert Morris (2/9/23)
3-Pointers	3 (2x)	Last: at Seton Hall (12/2/24)
Free Throws	7	at Purdue Fort Wayne (2/18/24)
Minutes	37	vs. Wright State (3/2/24)

2024-25 HIGHLIGHTS: Scored nine points in her season debut with the Dons at Colorado State (Nov. 4) ... Led the team in rebounding, accumulating 10 while posting two blocks and two three-pointers in the home opener against UC Santa Barbara (Nov. 9) ... Led the team in blocks with four in the win over Portland State (Nov. 12) ... Recorded her first double-double as a Don with 12 points and 10 rebounds at San Diego State (Nov. 16) ... Led the team in scoring off the bench with 15 points on a season-high six made field goals at Seton Hall (Dec. 2).

CAREER YEAR-BY-YEAR STATISTICS

Year	GP	GS	Min	Avg	FG	FGA	Pct	3FG	3FGA	Pct	FT	FTA	Pct	Off	Def	Tot	Avg	PF	F0	Ast	TO	Blk	Stl	Pts	Avg
*2021-22	13	1	178	13.7	16	42	.381	1	1	1.000	10	16	.625	5	28	33	2.5	22	0	5	14	17	6	43	3.3
*2022-23	29	24	644	22.2	93	173	.538	8	21	.381	34	51	.667	59	141	200	6.9	69	2	29	49	63	5	228	7.9
*2023-24	33	33	909	27.5	118	228	.518	16	46	.348	69	90	.767	58	190	248	7.5	71	0	40	69	56	24	321	9.7
2024-25	6	0	170	28.3	22	41	.537	9	18	.500	6	8	.750	11	31	42	7.0	12	0	1	10	11	2	59	9.8

Totals (USF) 6 0 170 28.3 22 41 .537 9 18 .500 6 8 .750 11 31 42 7.0 12 0 1 10 11 2 59 9.8
*Played 2021-22, 2022-23, and 2023-24 seasons at Detroit Mercy





LORENA BARBOSA

REDSHIRT-SENIOR | FORWARD | ITATIBA, BRAZIL | GLORIA AZEDIA BONETTI

SEASON HIGHS

Points	9	vs. Boise State (11/21/24)
Rebounds	4	at Seton Hall (12/2/24)
Assists	-	-
Steals	1	at Colorado State (11/4/24)
Blocks	1	vs. Boise State (11/21/24)
Field Goals	4	vs. Boise State (11/21/24)
3-Pointers	1	at Colorado State (11/4/24)
Free Throws	1 (3x)	Last: at Seton Hall (12/2/24)
Minutes	15 (2x)	Last: at Seton Hall (12/2/24)

CAREER HIGHS

Points	9	vs. Boise State (11/21/24)
Rebounds	7 (3x)	Last: at Santa Clara (1/20/24)
Assists	1	vs. Portland (1/6/24)
Steals	2	vs. Brown (1/1/24)
Blocks	2 (2x)	Last: vs. Portland (1/6/24)
Field Goals	4	vs. Boise State (11/21/24)
3-Pointers	1 (3x)	Last: at Colorado State (11/4/24)
Free Throws	4	vs. Pepperdine (1/11/24)
Minutes	20	at Santa Clara (1/20/24)

2024-25 HIGHLIGHTS: Earned her first collegiate start at Colorado State, scoring four points and recording one rebound (Nov. 4) ... Recorded a career-high nine points, while shooting 66.7 percent (four-for-six) against Boise State (Nov. 21).

CAREER YEAR-BY-YEAR STATISTICS

Year	GP	GS	Min	Avg	FG	FGA	Pct	3FG	3FGA	Pct	FT	FTA	Pct	Off	Def	Tot	Avg	PF	F0	Ast	TO	Blk	Stl	Pts	Avg
2021-22	-	-	-	-	-	-	-	-	-	-	-	-	-	-	-	-	-	-	-	-	-	-	-	-	-
2022-23	-	-	-	-	-	-	-	-	-	-	-	-	-	-	-	-	-	-	-	-	-	-	-	-	-
2023-24	15	0	131	8.7	11	40	.275	2	8	.250	12	22	.545	18	26	44	2.9	22	0	1	18	5	5	36	2.4
2024-25	6	1	61	10.2	7	22	.318	1	7	.143	3	6	.500	2	7	9	1.5	13	1	0	12	1	1	18	3.0

Totals (USF) 21 1 192 9.1 18 62 .290 3 15 .200 15 28 .536 20 33 53 2.5 35 1 1 30 6 6 54 2.6
Did not compete in 2021-22 and 2022-23 seasons due to injury



ANGELIKI ZIAKA

FRESHMAN | GUARD | ATHENS, GREECE | ACS ATHENS

SEASON HIGHS

Points	8	vs. UC Santa Barbara (11/9/24)
Rebounds	5	vs. UC Santa Barbara (11/9/24)
Assists	4	at San Diego State (11/16/24)
Steals	3 (2x)	Last: at Seton Hall (12/2/24)
Blocks	4	vs. UC Santa Barbara (11/9/24)
Field Goals	3	vs. UC Santa Barbara (11/9/24)
3-Pointers	2	at Colorado State (11/4/24)
Free Throws	3	at Seton Hall (12/2/24)
Minutes	32	vs. UC Santa Barbara (11/9/24)

CAREER HIGHS

Points	8	vs. UC Santa Barbara (11/9/24)
Rebounds	5	vs. UC Santa Barbara (11/9/24)
Assists	4	at San Diego State (11/16/24)
Steals	3 (2x)	Last: at Seton Hall (12/2/24)
Blocks	4	vs. UC Santa Barbara (11/9/24)
Field Goals	3	vs. UC Santa Barbara (11/9/24)
3-Pointers	2	at Colorado State (11/4/24)
Free Throws	3	at Seton Hall (12/2/24)
Minutes	32	vs. UC Santa Barbara (11/9/24)

2024-25 HIGHLIGHTS: Scored six points, knocked down two three-pointers, and grabbed four rebounds in her first collegiate game at Colorado State (Nov. 4) ... Scored eight points and recorded a team-high three steals and four blocks against UC Santa Barbara (Nov. 9) ... Dished out a team-high four assists at San Diego State (Nov. 16).

CAREER YEAR-BY-YEAR STATISTICS

Year	GP	GS	Min	Avg	FG	FGA	Pct	3FG	3FGA	Pct	FT	FTA	Pct	Off	Def	Tot	Avg	PF	F0	Ast	TO	Blk	Stl	Pts	Avg
2024-25	6	5	155	25.8	10	35	.286	4	15	.267	6	10	.600	3	17	20	3.3	11	0	16	17	7	8	30	5.0

Totals (USF) 6 5 155 25.8 10 35 .286 4 15 .267 6 10 .600 3 17 20 3.3 11 0 16 17 7 8 30 5.0





FREJA WERTH

SENIOR | GUARD | ALDRID, SWEDEN | UALBANY

SEASON HIGHS

Points	18
Rebounds	9 (2x)
Assists	2
Steals	2
Blocks	2
Field Goals	7
3-Pointers	4
Free Throws	5
Minutes	37

vs. Boise State (11/21/24)
Last: vs. Portland State (11/12/24)
at Colorado State (11/4/24)
at Seton Hall (12/2/24)
vs. Portland State (11/12/24)
vs. Boise State (11/21/24)
vs. Boise State (11/21/24)
at Colorado State (11/4/24)
at Colorado State (11/4/24)

CAREER HIGHS

Points	20
Rebounds	12
Assists	4 (5x)
Steals	4 (2x)
Blocks	2
Field Goals	7 (7x)
3-Pointers	6
Free Throws	5 (2x)
Minutes	45

vs. Columbia (12/28/23)
vs. Brown (11/1/24)
Last: vs. Pacific (3/9/24)
Last: vs. Cornell (12/3/22)
vs. Portland State (11/12/24)
Last: vs. Boise State (11/21/24)
vs. Columbia (12/28/23)
Last: at Colorado State (11/4/24)
at Saint Mary's (2/29/24)

2024-25 HIGHLIGHTS: Led the team in scoring and rebounding at Colorado State, finishing with 13 points and nine rebounds while shooting 44.4 percent from the field (Nov. 4) ... Recorded nine points and five rebounds in the home opening win over UC Santa Barbara (Nov. 9) ... Matched Debora dos Santos with a game-high nine rebounds against Portland State (Nov. 12) ... Scored a team-high 18 points on 58.3 percent (seven-for-12) shooting, matching a career-high in field goals with seven against Boise State (Nov. 21).

CAREER YEAR-BY-YEAR STATISTICS

Year	GP	GS	Min	Avg	FG	FGA	Pct	3FG	3FGA	Pct	FT	FTA	Pct	Off	Def	Tot	Avg	PF	F0	Ast	TO	Blk	Stl	Pts	Avg
*2021-22	33	4	618	18.7	56	135	.415	27	79	.342	15	22	.682	28	37	65	2.0	44	0	25	53	6	20	154	4.7
*2022-23	32	10	620	19.4	58	135	.430	12	54	.222	35	48	.729	46	65	111	3.5	56	0	23	50	4	19	163	5.1
2023-24	30	30	955	31.8	103	264	.390	57	162	.352	34	45	.756	47	123	170	5.7	70	1	45	38	5	18	297	9.9
2024-25	6	6	184	30.7	23	55	.418	9	27	.333	9	9	1.000	8	29	37	6.2	13	1	4	10	2	3	64	10.7

Totals (USF) 36 36 1139 31.6 126 319 .395 66 189 .349 43 54 .796 55 152 207 5.8 83 2 49 48 7 21 361 10.0

*Played 2021-22 and 2022-23 seasons at UAlbany



DEBORA DOS SANTOS

REDSHIRT-SENIOR | FORWARD | RIO DE JANEIRO, BRAZIL | SOUTH PLAINS COLLEGE

SEASON HIGHS

Points	17
Rebounds	9 (4x)
Assists	5
Steals	3 (2x)
Blocks	3
Field Goals	8
3-Pointers	-
Free Throws	6
Minutes	29

vs. Portland State (11/12/24)
Last: vs. Boise State (11/21/24)
at Seton Hall (12/2/24)
Last: vs. Boise State (11/21/24)
at San Diego State (11/16/24)
vs. Portland State (11/12/24)
-
vs. UC Santa Barbara (11/9/24)
at Seton Hall (12/2/24)

CAREER HIGHS

Points	29
Rebounds	18
Assists	5 (2x)
Steals	4 (3x)
Blocks	4
Field Goals	11
3-Pointers	1 (9x)
Free Throws	8
Minutes	42

at Saint Mary's (2/29/24)
at LMU (1/4/24)
Last: at Seton Hall (12/2/24)
Last: at Portland (2/24/23)
vs. Northern N.M. (12/22/22)
at Pepperdine (2/1/24)
Last: vs. Pacific (3/9/24)
at Saint Mary's (2/29/24)
at Saint Mary's (2/29/24)

2024-25 HIGHLIGHTS: Tied Freja Werth in rebounding, grabbing nine boards in the season opener at Colorado State ... Led the team in scoring with 14 points in the win over UC Santa Barbara (Nov. 9) ... Led the team in scoring and rebounding, posting 17 points and nine rebounds against Portland State (Nov. 12) .. Matched a season-high with nine rebounds against Boise State (Nov. 21) ... Matched a career-high five assists at Seton Hall (Dec. 2).

CAREER YEAR-BY-YEAR STATISTICS

Year	GP	GS	Min	Avg	FG	FGA	Pct	3FG	3FGA	Pct	FT	FTA	Pct	Off	Def	Tot	Avg	PF	F0	Ast	TO	Blk	Stl	Pts	Avg
2021-22	-	-	-	-	-	-	-	-	-	-	-	-	-	-	-	-	-	-	-	-	-	-	-	-	-
2022-23	18	2	334	18.6	93	171	.544	0	0	.000	38	59	.644	62	67	129	7.2	35	1	14	28	15	23	224	12.4
2023-24	30	27	820	27.3	184	353	.521	9	24	.375	81	122	.664	118	199	317	10.6	60	0	50	58	32	45	458	15.3
2024-25	6	6	147	24.5	24	54	.444	0	2	.000	12	22	.545	18	28	46	7.7	13	0	10	17	6	7	60	10.0

Totals (USF) 54 35 1301 24.1 301 578 .521 9 26 .346 131 203 .645 198 294 492 9.1 108 1 74 103 53 75 742 13.7

Did not compete in 2021-22 season due to injury



MARINA HERNANDEZ

JUNIOR | FORWARD | ALICANTE, SPAIN | LE FUENTE SAN LUIS



SEASON HIGHS

Points	-	-
Rebounds	-	-
Assists	-	-
Steals	-	-
Blocks	-	-
Field Goals	-	-
3-Pointers	-	-
Free Throws	-	-
Minutes	3	at San Diego State (11/16/24)

CAREER HIGHS

Points	4	at Gonzaga (2/22/24)
Rebounds	4	at Gonzaga (2/22/24)
Assists	2	vs. Stanislaus State (11/9/23)
Steals	1 (5x)	Last: at Pepperdine (2/1/24)
Blocks	2	at Gonzaga (2/22/24)
Field Goals	2	at Gonzaga (2/22/24)
3-Pointers	1	vs. Northern N.M. (12/22/22)
Free Throws	2	vs. Stanislaus State (11/9/23)
Minutes	24	at Gonzaga (2/22/24)

2024-25 HIGHLIGHTS: Played in three minutes at San Diego State (Nov. 16).

CAREER YEAR-BY-YEAR STATISTICS

Year	GP	GS	Min	Avg	FG	FGA	Pct	3FG	3FGA	Pct	FT	FTA	Pct	Off	Def	Tot	Avg	PF	FO	Ast	TO	Blk	Stl	Pts	Avg
2022-23	13	0	84	6.5	3	19	.158	1	7	.143	1	2	.500	7	2	9	0.7	12	0	2	11	0	4	8	0.6
2023-24	14	0	62	4.4	5	15	.333	0	6	.000	3	4	.750	2	7	9	0.6	6	0	2	2	3	1	13	0.9
2024-25	1	0	3	3.0	0	0	.000	0	0	.000	0	0	.000	0	0	0	0.0	1	0	0	0	0	0	0	0.0

Totals (USF) 28 0 149 5.3 8 34 .235 1 13 .077 4 6 .667 9 9 18 .6 19 0 4 13 3 5 21 0.8

AYA KEITA

SENIOR | GUARD | GYOR, HUNGARY | KAZINCZY FERENC GRAMMAR SCHOOL



SEASON HIGHS

Points	-	-
Rebounds	1	at Colorado State (11/4/24)
Assists	1	at Colorado State (11/4/24)
Steals	-	-
Blocks	-	-
Field Goals	-	-
3-Pointers	-	-
Free Throws	-	-
Minutes	4	at Colorado State (11/4/24)

CAREER HIGHS

Points	14	vs. Gonzaga (1/27/24)
Rebounds	6	vs. Cal State Fullerton (11/19/23)
Assists	3	vs. San Diego (3/2/24)
Steals	4	at San Diego (2/3/24)
Blocks	1	at San Diego (2/3/24)
Field Goals	6	vs. Gonzaga (1/27/24)
3-Pointers	3	vs. Pepperdine (1/11/24)
Free Throws	3	vs. Pepperdine (1/11/24)
Minutes	33	at San Diego (2/3/24)

2024-25 HIGHLIGHTS: Logged four minutes in the season opener, totaling one rebound and one assist against Colorado State (Nov. 4).

CAREER YEAR-BY-YEAR STATISTICS

Year	GP	GS	Min	Avg	FG	FGA	Pct	3FG	3FGA	Pct	FT	FTA	Pct	Off	Def	Tot	Avg	PF	FO	Ast	TO	Blk	Stl	Pts	Avg
2021-22	13	0	47	3.6	3	12	.250	0	2	.000	5	10	.500	0	1	1	0.1	3	0	3	5	0	0	11	0.8
2022-23	13	0	130	10.0	15	52	.288	1	11	.091	5	6	.833	2	9	11	0.8	24	1	11	11	1	10	36	2.8
2023-24	30	2	602	20.1	53	138	.384	19	67	.284	10	17	.588	15	56	71	2.4	58	0	30	28	1	23	135	4.5
2024-25	3	0	9	3.0	0	3	.000	0	1	.000	0	0	.000	0	1	1	0.3	0	0	1	1	0	0	0	0.0

Totals (USF) 59 2 788 13.4 71 205 .346 20 81 .247 20 33 .606 17 67 84 1.4 85 1 45 45 2 33 182 3.1





SEASON HIGHS

Points	-
Rebounds	-
Assists	-
Steals	-
Blocks	-
Field Goals	-
3-Pointers	-
Free Throws	-
Minutes	-

22

2024-25 HIGHLIGHTS: Has not appeared in a game.

PAULA TIRADO

SOPHOMORE | GUARD | MATARO, SPAIN | IES DAMIA CAMPENY

CAREER HIGHS

Points	9	vs. Stanislaus State (11/9/23)
Rebounds	3 (2x)	Last: at Pepperdine (2/1/24)
Assists	5	vs. Stanislaus State (11/9/23)
Steals	3	vs. Stanislaus State (11/9/23)
Blocks	1	vs. Cal State Fullerton (11/19/23)
Field Goals	4	vs. Stanislaus State (11/9/23)
3-Pointers	2 (3x)	Last: vs. Pacific (2/10/24)
Free Throws	1	vs. Pepperdine (1/11/24)
Minutes	30 (2x)	Last: at Arizona State (11/13/23)

CAREER YEAR-BY-YEAR STATISTICS

Year	GP	GS	Min	Avg	FG	FGA	Pct	3FG	3FGA	Pct	FT	FTA	Pct	Off	Def	Tot	Avg	PF	F0	Ast	TO	Blk	Stl	Pts	Avg
2023-24	29	1	438	15.1	33	112	.295	12	54	.222	1	2	.500	5	21	26	0.9	43	0	46	52	1	13	79	2.7
2024-25	-	-	-	-	-	-	-	-	-	-	-	-	-	-	-	-	-	-	-	-	-	-	-	-	-

Totals (USF) 29 1 438 15.1 33 112 .295 12 54 .222 1 2 .500 5 21 26 0.9 43 0 46 52 1 13 79 2.7



SEASON HIGHS

Points	13	vs. Portland State (11/12/24)
Rebounds	7	vs. Portland State (11/12/24)
Assists	2	vs. Portland State (11/12/24)
Steals	1 (2x)	Last: vs. Portland State (11/12/24)
Blocks	2	at Colorado State (11/4/24)
Field Goals	6	vs. Portland State (11/12/24)
3-Pointers	-	-
Free Throws	2	vs. UC Santa Barbara (11/9/24)
Minutes	15 (2x)	Last: at San Diego State (11/16/24)

CAREER HIGHS

Points	23	vs. Wright St. (01/22/21)
Rebounds	15	vs. Youngstown St. (01/29/21)
Assists	4 (3x)	Last: at Youngstown St. (01/08/22)
Steals	4	at Purdue F.W. (02/11/22)
Blocks	4	Detroit Mercy (01/30/22)
Field Goals	8 (3x)	Last: vs. IUPUI (01/14/22)
3-Pointers	1 (5x)	Last: at Cleveland St. (02/12/22)
Free Throws	7	at Miami (12/12/21)
Minutes	38 (2x)	Last: vs. Purdue F.W. (03/01/22)

2024-25 HIGHLIGHTS: Finished the season opener at Colorado State with two points, five rebounds, and a team-high two blocks (Nov. 4) ... Posted 13 points, seven, rebounds, and two assists off the bench in the win over Portland State (Nov. 12).

CAREER YEAR-BY-YEAR STATISTICS

Year	GP	GS	Min	Avg	FG	FGA	Pct	3FG	3FGA	Pct	FT	FTA	Pct	Off	Def	Tot	Avg	PF	F0	Ast	TO	Blk	Stl	Pts	Avg
*2020-21	17	17	495	29.1	73	161	.453	3	16	.188	19	38	.500	24	69	93	5.5	55	4	25	37	9	15	168	9.9
*2021-22	28	28	775	27.7	104	248	.419	2	17	.118	31	68	.456	47	105	152	5.4	90	5	30	66	17	24	241	8.6
*2022-23	-	-	-	-	-	-	-	-	-	-	-	-	-	-	-	-	-	-	-	-	-	-	-	-	-
2023-24	-	-	-	-	-	-	-	-	-	-	-	-	-	-	-	-	-	-	-	-	-	-	-	-	-
2024-25	4	0	53	13.3	9	18	.500	0	0	.000	3	5	.600	12	7	19	4.8	10	0	3	8	2	1	21	5.3

Totals (USF) 4 0 53 13.3 9 18 .500 0 0 .000 3 5 .600 12 7 19 4.8 10 0 3 8 2 1 21 5.3

*Played 2020-21, 2021-22, and 2022-23 seasons at Robert Morris'

Did not compete in 2022-23 and 2023-24 seasons due to injury





SEYNABOU THIAM

GRADUATE STUDENT | FORWARD | DAKAR, SENEGAL | TARLETON STATE

SEASON HIGHS

Points	4	at San Diego State (11/16/24)
Rebounds	4	at San Diego State (11/16/24)
Assists	-	-
Steals	-	-
Blocks	-	-
Field Goals	2	at San Diego State (11/16/24)
3-Pointers	-	-
Free Throws	-	-
Minutes	3	at San Diego State (11/16/24)

CAREER HIGHS

Points	18	at Northwestern St. (12/18/21)
Rebounds	18	vs. Champion Chris. (12/15/20)
Assists	2	at Incarnate Word (12/22/21)
Steals	3	at Northwestern St. (12/18/21)
Blocks	8	vs. New Mexico St. (1/13/22)
Field Goals	8	at Northwestern St. (12/18/21)
3-Pointers	-	-
Free Throws	5	vs. Champion Chris. (11/13/21)
Minutes	33	at Seattle U (01/22/22)

2024-25 HIGHLIGHTS: Logged one minute and took one shot against UC Santa Barbara (Nov. 9) ... Totaled four points and four rebounds at San Diego State (Nov. 16).

CAREER YEAR-BY-YEAR STATISTICS

Year	GP	GS	Min	Avg	FG	FGA	Pct	3FG	3FGA	Pct	FT	FTA	Pct	Off	Def	Tot	Avg	PF	F0	Ast	TO	Blk	Stl	Pts	Avg
*2020-21	13	0	63	4.8	11	24	.458	0	0	.000	3	7	.429	18	19	37	2.8	2	0	1	3	4	3	25	1.9
*2021-22	27	25	498	18.4	72	159	.453	0	1	.000	27	49	.551	49	118	167	6.2	44	0	10	42	63	9	171	6.3
*2022-23	-	-	-	-	-	-	-	-	-	-	-	-	-	-	-	-	-	-	-	-	-	-	-	-	-
2023-24	23	0	150	6.5	18	40	.450	0	1	.000	3	6	.500	16	25	41	1.8	13	0	2	19	17	2	39	1.7
2024-25	3	0	4	1.3	2	3	.667	0	0	.000	0	0	.000	2	2	4	1.3	0	0	0	1	0	1	4	1.3

Totals (USF) 26 0 154 5.9 20 43 .465 0 1 .000 3 6 .500 18 27 45 1.7 13 0 2 20 17 3 43 1.7

*Played 2020-21 season at Arkansas State and 2021-22 and 2022-23 seasons at Tarleton State

Did not compete in 2022-23 season due to injury



CAMI FULCHER

SENIOR | GUARD | WEST LINN, ORE. | WEST LINN HS

SEASON HIGHS

Points	1	at Colorado State (11/4/24)
Rebounds	4	vs. Boise State (11/21/24)
Assists	3	at Colorado State (11/4/24)
Steals	1	vs. Boise State (11/21/24)
Blocks	-	-
Field Goals	1 (3x)	Last: vs. Boise State (11/21/24)
3-Pointers	-	-
Free Throws	1 (2x)	Last: vs. Portland State (11/12/24)
Minutes	27	vs. Boise State (11/21/24)

CAREER HIGHS

Points	18	at Arizona State (11/13/23)
Rebounds	9	vs. San Diego (3/2/24)
Assists	5	vs. Columbia (12/28/23)
Steals	4	at Saint Mary's (2/29/24)
Blocks	1	vs. San Diego (3/2/24)
Field Goals	6	at Gonzaga (2/22/24)
3-Pointers	5	at Arizona State (11/13/23)
Free Throws	3	at Portland (2/24/24)
Minutes	42	at Saint Mary's (2/29/24)

2024-25 HIGHLIGHTS: Totaled one free throw, three rebounds, and three assists at Colorado State (Nov. 4) ... Scored two points and grabbed four rebounds against Boise State (Nov. 21).

CAREER YEAR-BY-YEAR STATISTICS

Year	GP	GS	Min	Avg	FG	FGA	Pct	3FG	3FGA	Pct	FT	FTA	Pct	Off	Def	Tot	Avg	PF	F0	Ast	TO	Blk	Stl	Pts	Avg
2021-22	9	0	19	2.1	1	3	.333	1	1	1.000	0	0	.000	2	2	4	0.4	1	0	0	1	0	1	3	0.3
2022-23	20	0	231	11.6	9	30	.300	2	12	.167	5	11	.455	12	26	38	1.9	20	0	14	9	0	7	25	1.3
2023-24	30	30	815	27.2	59	157	.376	29	73	.397	24	36	.667	35	79	114	3.8	69	2	55	46	3	26	171	5.7
2024-25	6	6	100	16.7	3	25	.120	1	15	.067	2	4	.500	3	11	14	2.3	6	0	5	6	0	2	9	1.5

Totals (USF) 65 36 1165 17.9 72 215 .335 33 101 .327 31 51 .608 52 118 170 2.6 96 2 74 62 3 36 208 3.2





SEASON HIGHS

Points	-
Rebounds	-
Assists	-
Steals	-
Blocks	-
Field Goals	-
3-Pointers	-
Free Throws	-
Minutes	-

44

2024-25 HIGHLIGHTS: Has not appeared in a game.

CAREER HIGHS

-	Points	24	vs. Kansas St. (02/13/21)
-	Rebounds	4 (2x)	Last: vs. Kansas St. (02/13/21)
-	Assists	2 (3x)	Last: at Portland State (12/16/23)
-	Steals	2 (2x)	Last: at LBSU (12/19/23)
-	Blocks	-	-
-	Field Goals	8	vs. Kansas St. (02/13/21)
-	3-Pointers	8	vs. Kansas St. (02/13/21)
-	Free Throws	3	vs. Northern Arizona (12/9/23)
-	Minutes	24	vs. Baylor (3/6/21)

CAREER YEAR-BY-YEAR STATISTICS

Year	GP	GS	Min	Avg	FG	FGA	Pct	3FG	3FGA	Pct	FT	FTA	Pct	Off	Def	Tot	Avg	PF	F0	Ast	TO	Blk	Stl	Pts	Avg
*2020-21	21	2	219	10.43	34	96	.354	29	77	.377	3	4	.750	3	23	26	1.2	24	0	5	11	0	8	100	4.8
*2021-22	16	0	136	8.5	24	53	.462	21	44	.477	2	3	.667	0	4	4	0.3	4	0	3	3	0	3	71	4.4
*2022-23	17	0	144	8.47	19	67	.284	15	56	.268	0	0	.000	1	11	12	0.7	6	0	5	6	0	1	53	3.1
2023-24	6	0	109	18.2	12	43	.279	8	35	.229	5	5	1.000	0	7	7	1.2	3	0	5	3	0	4	37	6.2
2024-25	-	-	-	-	-	-	-	-	-	-	-	-	-	-	-	-	-	-	-	-	-	-	-	-	-

Totals (USF) 6 0 109 18.2 12 43 .279 8 35 .229 5 5 1.000 0 7 7 1.2 3 0 5 3 0 4 37 6.2

*Played 2020-21, 2021-22, and 2022-23 seasons at Kansas

San Francisco (2-4,0-0 WCC) -vs- Seton Hall (5-2,0-0 Big East)
12/02/24 at Walsh Gymnasium, South Orange, NJ

Date: 12/02/24
Time: 7:00 PM
Attendance: 582
Site: Walsh Gymnasium, South Orange, NJ
Referees: Kristen Bell, Ashley Gloss, Brenda Pantoja

Score By Period	1	2	3	4	Total
San Francisco	9	18	15	11	53
Seton Hall	19	13	14	13	59

San Francisco 53

#	Player	GS	MIN	FG	3PT	FT	ORB-DRB	REB	PF	A	TO	BLK	STL	PTS
12	Werth,Freja	*	28	3-9	2-6	0-0	2-3	5	1	1	0	0	2	8
01	Leite,Luana	*	33	1-2	1-2	3-4	1-1	2	4	5	2	0	0	6
13	Dos Santos,Debora	*	29	3-5	0-0	0-0	5-3	8	2	5	5	0	1	6
11	Ziaka,Angeliki	*	23	0-3	0-1	3-4	2-0	2	1	1	2	0	3	3
32	Fulcher,Cami	*	8	0-2	0-1	0-0	1-1	2	1	1	0	0	0	0
07	Trawally Porta,Emma		32	6-11	3-5	0-0	1-8	9	1	0	4	0	0	15
04	Papahronis,Elle		25	3-4	2-3	1-2	0-3	3	1	0	3	0	1	9
10	Barbosa,Lorena		15	1-7	0-3	1-2	0-4	4	2	0	3	0	0	3
20	Kéita,Aya		7	1-2	1-2	0-0	0-1	1	2	0	0	0	0	3
TM	TEAM		0	0-0	0-0	0-0	1-0	1	0	0	4	0	0	0
Totals		-	200	18-45	9-23	8-12	13-24	37	15	13	23	0	7	53

Team Summary	FG	3PT	FT
1st Quarter	2-11 18.18 %	2-5 40.00 %	3-4 75.00 %
2nd Quarter	7-14 50.00 %	4-8 50.00 %	0-0 0.00 %
3rd Quarter	6-13 46.15 %	3-8 37.50 %	0-0 0.00 %
4th Quarter	3-7 42.86 %	0-2 0.00 %	5-8 62.50 %
Total	18-45 40.0 %	9-23 39.1 %	8-12 66.7 %

Technical Fouls: none **Second Chance Points:** 4 **Scores Tied:** 1 times(s) **Points in the Paint:** 18 **Fast Break Points:** 2
Lead Changed: 3 times(s) **Points off Turnovers:** 15 **Bench Points:** 30 **Largest Lead:** 0 0

Seton Hall 59

#	Player	GS	MIN	FG	3PT	FT	ORB-DRB	REB	PF	A	TO	BLK	STL	PTS
05	Catalon,Savannah	*	31	7-14	6-11	6-6	1-4	5	3	2	2	0	3	26
21	Pinkney,Shailyn	*	25	5-10	1-4	3-4	2-2	4	0	0	0	1	1	14
03	Masonius,Faith	*	35	2-6	0-0	2-2	1-2	3	3	3	4	0	3	6
22	Wright,Amari	*	33	1-5	1-5	0-0	0-2	2	3	4	1	0	1	3
07	Lops,I'yanna	*	27	0-5	0-4	0-0	0-1	1	3	1	3	0	1	0
02	Craft,Ja'Kahla		11	2-4	1-3	0-0	0-1	1	1	0	0	0	1	5
00	Eads,Jada		20	1-7	1-6	0-0	3-1	4	1	0	0	0	0	3
13	Hunter,Messiah		16	0-0	0-0	2-4	0-2	2	2	1	2	0	1	2
04	Jones,Savanna		2	0-0	0-0	0-0	0-0	0	0	0	0	0	0	0
TM	TEAM		0	0-0	0-0	0-0	3-0	3	0	0	0	0	0	0
Totals		-	200	18-51	10-33	13-16	10-15	25	16	11	12	1	11	59

Team Summary	FG	3PT	FT
1st Quarter	7-16 43.75 %	5-13 38.46 %	0-0 0.00 %
2nd Quarter	4-15 26.67 %	1-7 14.29 %	4-4 100.00 %
3rd Quarter	4-11 36.36 %	2-6 33.33 %	4-6 66.67 %
4th Quarter	3-9 33.33 %	2-7 28.57 %	5-6 83.33 %
Total	18-51 35.3 %	10-33 30.3 %	13-16 81.3 %

Technical Fouls: none **Second Chance Points:** 10 **Scores Tied:** 1 times(s) **Points in the Paint:** 14 **Fast Break Points:** 2
Lead Changed: 3 times(s) **Points off Turnovers:** 23 **Bench Points:** 10 **Largest Lead:** 0 0

Columbia (6-3,0-0 Ivy League) -vs- Duke (8-1,0-0 ACC)
12/01/24 at Cameron Indoor Stadium, Durham, NC

Date: 12/01/24
Time: 12:00 PM
Attendance: 2,228
Site: Cameron Indoor Stadium, Durham, NC
Referees: Tom Danaher, Brenda Pantoja, Joseph Vaszily

Score By Period	1	2	3	4	Total
Columbia	17	13	21	10	61
Duke	25	18	20	14	77

Columbia 61

#	Player	GS	MIN	FG	3PT	FT	ORB-DRB	REB	PF	A	TO	BLK	STL	PTS
10	Henderson,Kitty	*	38	9-19	1-4	1-2	3-2	5	3	4	1	0	2	20
24	Weiss,Riley	*	30	5-11	2-6	5-5	1-0	1	2	0	1	0	1	17
03	Collins,Cecelia	*	27	3-10	1-5	3-5	1-3	4	3	2	7	0	2	10
01	Page,Perri	*	29	3-8	0-3	0-2	1-2	3	3	1	2	0	2	6
00	Rafiu,Susie	*	24	1-3	0-1	0-0	0-1	1	3	1	1	2	0	2
05	Broom,Mia		18	3-9	0-2	0-0	2-1	3	0	2	3	0	3	6
12	Avlijas,Marija		20	0-1	0-0	0-0	0-5	5	1	1	0	0	0	0
11	Simmons,Nasi		9	0-1	0-1	0-0	0-0	0	0	0	1	0	0	0
15	Arrebola,Maria		5	0-2	0-0	0-0	1-0	1	0	0	0	1	0	0
TM	TEAM		0	0-0	0-0	0-0	2-4	6	0	0	5	0	0	0
Totals		-	200	24-64	4-22	9-14	11-18	29	15	11	21	3	10	61

Team Summary	FG	3PT	FT
1st Quarter	7-18 38.89 %	1-6 16.67 %	2-3 66.67 %
2nd Quarter	6-14 42.86 %	1-3 33.33 %	0-0 0.00%
3rd Quarter	8-15 53.33 %	1-6 16.67 %	4-5 80.00 %
4th Quarter	3-17 17.65 %	1-7 14.29 %	3-6 50.00 %
Total	24-64 37.5 %	4-22 18.2 %	9-14 64.3 %

Technical Fouls: none **Second Chance Points:** 11 **Scores Tied:** 1 times(s) **Points in the Paint:** 40 **Fast Break Points:** 13
Lead Changed: 6 times(s) **Points off Turnovers:** 20 **Bench Points:** 6 **Largest Lead:** 0 0

Duke 77

#	Player	GS	MIN	FG	3PT	FT	ORB-DRB	REB	PF	A	TO	BLK	STL	PTS
24	Richardson,Reigan	*	28	8-14	2-3	1-2	2-5	7	2	2	5	0	0	19
12	Thomas,Delaney	*	27	4-10	0-0	2-2	4-3	7	1	1	1	0	1	10
03	Jackson,Ashlon	*	26	3-7	0-3	0-0	0-4	4	1	2	2	0	0	6
22	Mair,Taina	*	17	3-6	0-3	0-0	1-3	4	1	3	6	0	1	6
04	Donovan,Jadyn	*	24	2-5	0-0	0-0	2-2	4	2	1	1	1	2	4
02	de Jesus,Vanessa		23	4-5	2-2	0-0	1-2	3	1	6	1	0	0	10
35	Fournier,Toby		13	4-5	0-0	2-2	0-3	3	0	0	3	1	2	10
13	Wood,Jordan		15	4-6	0-0	0-0	1-3	4	1	1	0	1	1	8
05	Okananwa,Oluchi		16	2-6	0-1	0-0	1-1	2	5	4	1	0	1	4
15	Koabel,Emma		8	0-0	0-0	0-0	0-2	2	0	1	0	0	0	0
42	Cotton,Jenessa		2	0-1	0-0	0-0	0-1	1	0	0	2	0	0	0
07	Battiston,Louann		1	0-0	0-0	0-0	0-0	0	0	0	0	0	0	0
TM	TEAM		0	0-0	0-0	0-0	2-1	3	0	0	1	0	0	0
Totals		-	200	34-65	4-12	5-6	14-30	44	14	21	23	3	8	77

Team Summary	FG	3PT	FT
1st Quarter	11-19 57.89 %	1-3 33.33 %	2-2 100.00 %
2nd Quarter	8-14 57.14 %	1-1 100.00 %	1-2 50.00 %
3rd Quarter	8-19 42.11 %	2-7 28.57 %	2-2 100.00 %
4th Quarter	7-13 53.85 %	0-1 0.00 %	0-0 0.00%
Total	34-65 52.3 %	4-12 33.3 %	5-6 83.3 %

Technical Fouls: none **Second Chance Points:** 15 **Scores Tied:** 1 times(s) **Points in the Paint:** 52 **Fast Break Points:** 20
Lead Changed: 6 times(s) **Points off Turnovers:** 22 **Bench Points:** 32 **Largest Lead:** 0 0



2024-25 San Francisco Women's Basketball
Season Box Score
All games

Page 1/1
as of Dec 03, 2024

Game Records

Record	Overall	Home	Away	Neutral
ALL GAMES	2-4	2-0	0-3	0-1
CONFERENCE	0-0	0-0	0-0	0-0
NON-CONFERENCE	2-4	2-0	0-3	0-1

Team Box Score

No.	Player				Total		3-Point		F-Throw		Rebounds													
		GP-GS	MIN	AVG	FG-FGA	FG%	3FG-3FGA	3FG%	FT-FTA	FT%	OFF	DEF	TOT	AVG	PF	DQ	A	TO	BLK	STL	PTS	AVG		
12	WERTH, Freja	6-6	185:45	31.0	23-55	.418	9-27	.333	9-9	1.000	8	29	37	6.2	13	1	4	10	2	3	64	10.7		
13	DOS SANTOS, Debora	6-6	147:06	24.5	24-54	.444	0-2	.000	12-22	.545	18	28	46	7.7	13	0	10	17	6	7	60	10.0		
7	TRAWALLY PORTA, Emma	6-0	167:24	27.9	22-41	.537	9-18	.500	6-8	.750	11	31	42	7.0	12	0	1	10	11	2	59	9.8		
4	PAPAHRONIS, Elle	6-0	159:31	26.6	12-35	.343	4-11	.364	21-34	.618	8	19	27	4.5	11	0	7	11	0	3	49	8.2		
24	CASTRO, Sol	4-0	53:02	13.3	9-18	.500	0-0	.000	3-5	.600	12	7	19	4.8	10	0	3	8	2	1	21	5.3		
11	ZIAKA, Angeliki	6-5	155:25	25.9	10-35	.286	4-15	.267	6-10	.600	3	17	20	3.3	11	0	16	17	7	8	30	5.0		
1	LEITE, Luana	6-6	146:10	24.4	7-31	.226	3-10	.300	6-10	.600	6	12	18	3.0	16	1	24	10	0	3	23	3.8		
10	BARBOSA, Lorena	6-1	59:40	9.9	7-22	.318	1-7	.143	3-6	.500	2	7	9	1.5	13	1	0	12	1	1	18	3.0		
32	FULCHER, Cami	6-6	102:46	17.1	3-25	.120	1-15	.067	2-4	.500	3	11	14	2.3	6	0	5	6	0	2	9	1.5		
25	THIAM, Seynabou	3-0	03:57	1.3	2-3	.667	0-0	.000	0-0	.000	2	2	4	1.3	0	0	0	1	0	1	4	1.3		
20	KÉITA, Aya	4-0	16:27	4.1	1-5	.200	1-3	.333	0-0	.000	0	2	2	0.5	2	0	1	1	0	0	3	0.8		
14	HERNANDEZ, Marina	1-0	02:46	2.8	0-0	.000	0-0	.000	0-0	.000	0	0	0	0.0	1	0	0	0	0	0	0	0.0		
Team											11	11	22					7						
Total		6	1200		120-324	.370	32-108	.296	68-108	.630	84	176	260	43.3	108	3	71	110	29	31	340	56.7		
Opponents		6	1200		119-357	.333	36-130	.277	62-79	.785	60	129	189	31.5	106	3	57	68	17	44	336	56.0		

Score by Periods

Team	1st	2nd	3rd	4th	OT	TOT
San Francisco	76	94	85	85	0	340
Opponents	68	86	95	87	0	336



2024-25 San Francisco Women's Basketball
Season/Career Statistics
All games

Page 1/1
as of Dec 03, 2024

Summary

Player	Season Statistics										Career Statistics									
	GP-GS	MIN/G	FG%	3FG%	FT%	R/G	A/G	STL	BLK	PTS/G	GP-GS	MIN/G	FG%	3FG%	FT%	R/G	A/G	STL	BLK	PTS/G
BARBOSA, Lorena	6-1	9.9	.318	.143	.500	1.5	0.0	1	1	3.0	21-1	9.0	.290	.200	.536	2.5	0.0	6	6	2.6
CASTRO, Sol	4-0	13.3	.500	.000	.600	4.8	0.8	1	2	5.3	49-45	27.0	.436	.152	.477	5.4	1.2	40	28	8.8
DOS SANTOS, Debora	6-6	24.5	.444	.000	.545	7.7	1.7	7	6	10.0	54-35	24.1	.522	.346	.645	9.1	1.4	76	53	13.7
FULCHER, Cami	6-6	17.1	.120	.067	.500	2.3	0.8	2	0	1.5	65-36	17.9	.335	.327	.608	2.6	1.1	36	3	3.2
HERNANDEZ, Marina	1-0	2.8	.000	.000	.000	0.0	0.0	0	0	0.0	28-0	5.3	.235	.077	.667	0.6	0.1	4	3	0.8
KÉITA, Aya	4-0	4.1	.200	.333	.000	0.5	0.3	0	0	0.8	60-2	13.1	.348	.253	.606	1.4	0.8	34	2	3.1
LEITE, Luana	6-6	24.4	.226	.300	.600	3.0	4.0	3	0	3.8	36-36	29.3	.342	.147	.679	3.6	4.3	42	3	7.2
PAPAHRONIS, Elle	6-0	26.6	.343	.364	.618	4.5	1.2	3	0	8.2	6-0	26.6	.343	.364	.618	4.5	1.2	3	0	8.2
THIAM, Seynabou	3-0	1.3	.667	.000	.000	1.3	0.0	1	0	1.3	66-25	10.8	.456	.000	.532	3.8	0.2	15	84	3.6
TRAWALLY PORTA, Emma	6-0	27.9	.537	.500	.750	7.0	0.2	2	11	9.8	80-58	23.6	.515	.400	.721	6.5	0.9	37	146	8.1
WERTH, Freja	6-6	31.0	.418	.333	1.000	6.2	0.7	3	2	10.7	101-50	23.6	.407	.326	.750	3.8	1.0	60	17	6.7
ZIAKA, Angeliki	6-5	25.9	.286	.267	.600	3.3	2.7	8	7	5.0	6-5	25.9	.286	.267	.600	3.3	2.7	8	7	5.0

Scoring

Player	Season Statistics								Career Statistics							
	FG-FGA	FG%	3FG-3FGA	3FG%	FT-FTA	FT%	PTS	PTS/G	FG-FGA	FG%	3FG-3FGA	3FG%	FT-FTA	FT%	PTS	PTS/G
BARBOSA, Lorena	7-22	.318	1-7	.143	3-6	.500	18	3.0	18-62	.290	3-15	.200	15-28	.536	54	2.6
CASTRO, Sol	9-18	.500	0-0	.000	3-5	.600	21	5.3	186-427	.436	5-33	.152	53-111	.477	430	8.8
DOS SANTOS, Debora	24-54	.444	0-2	.000	12-22	.545	60	10.0	301-577	.522	9-26	.346	131-203	.645	742	13.7
FULCHER, Cami	3-25	.120	1-15	.067	2-4	.500	9	1.5	72-215	.335	33-101	.327	31-51	.608	208	3.2
HERNANDEZ, Marina	0-0	.000	0-0	.000	0-0	.000	0	0.0	8-34	.235	1-13	.077	4-6	.667	21	0.8
KÉITA, Aya	1-5	.200	1-3	.333	0-0	.000	3	0.8	72-207	.348	21-83	.253	20-33	.606	185	3.1
LEITE, Luana	7-31	.226	3-10	.300	6-10	.600	23	3.8	91-266	.342	5-34	.147	72-106	.679	259	7.2
PAPAHRONIS, Elle	12-35	.343	4-11	.364	21-34	.618	49	8.2	12-35	.343	4-11	.364	21-34	.618	49	8.2
THIAM, Seynabou	2-3	.667	0-0	.000	0-0	.000	4	1.3	103-226	.456	0-2	.000	33-62	.532	239	3.6
TRAWALLY PORTA, Emma	22-41	.537	9-18	.500	6-8	.750	59	9.8	247-480	.515	34-85	.400	119-165	.721	647	8.1
WERTH, Freja	23-55	.418	9-27	.333	9-9	1.000	64	10.7	240-589	.407	105-322	.326	93-124	.750	678	6.7
ZIAKA, Angeliki	10-35	.286	4-15	.267	6-10	.600	30	5.0	10-35	.286	4-15	.267	6-10	.600	30	5.0

Totals

Player	Season Statistics									Career Statistics								
	O-REB	D-REB	TOTAL	PF	FO	A	TO	A/TO		O-REB	D-REB	TOTAL	PF	FO	A	TO	A/TO	
BARBOSA, Lorena	2	7	9	13	1	0	12	0.0		20	33	53	35	1	1	30	0.0	
CASTRO, Sol	12	7	19	10	0	3	8	0.4		83	181	264	155	9	58	111	0.5	
DOS SANTOS, Debora	18	28	46	13	0	10	17	0.6		198	296	494	109	1	74	103	0.7	
FULCHER, Cami	3	11	14	6	0	5	6	0.8		52	118	170	96	2	74	62	1.2	
HERNANDEZ, Marina	0	0	0	1	0	0	0	0.0		9	9	18	19	0	4	13	0.3	
KÉITA, Aya	0	2	2	2	0	1	1	1.0		17	68	85	88	1	45	45	1.0	
LEITE, Luana	6	12	18	16	1	24	10	2.4		53	77	130	87	5	154	86	1.8	
PAPAHRONIS, Elle	8	19	27	11	0	7	11	0.6		8	19	27	11	0	7	11	0.6	
THIAM, Seynabou	2	2	4	0	0	0	1	0.0		85	164	249	59	0	13	65	0.2	
TRAWALLY PORTA, Emma	11	31	42	12	0	1	10	0.1		133	386	519	174	2	75	141	0.5	
WERTH, Freja	8	29	37	13	1	4	10	0.4		129	254	383	183	2	97	151	0.6	
ZIAKA, Angeliki	3	17	20	11	0	16	17	0.9		3	17	20	11	0	16	17	0.9	



2024-25 San Francisco Women's Basketball
Overall Team Statistics
All games

Page 1/1
as of Dec 03, 2024

Team Statistics

	USF	OPP
Scoring	340	336
Points per game	56.7	56.0
Scoring margin	+0.7	-
Field goals-att	120-324	119-357
Field goal pct	.370	.333
3 point fg-att	32-108	36-130
3-point FG pct	.296	.277
3-pt FG made per game	5.3	6.0
Free throws-att	68-108	62-79
Free throw pct	.630	.785
F-Throws made per game	11.3	10.3
Rebounds	260	189
Rebounds per game	43.3	31.5
Rebounding margin	+11.8	-
Assists	71	57
Assists per game	11.8	9.5
Turnovers	110	68
Turnovers per game	18.3	11.3
Turnover margin	-7.0	-
Assist/turnover ratio	0.6	0.8
Steals	31	44
Steals per game	5.2	7.3
Blocks	29	17
Blocks per game	4.8	2.8
Winning streak	0	-
Home win streak	2	-
Attendance	864	2754
Home games-Avg/Game	2-432	3-918
Neutral site-Avg/Game	-	1-453

Score by Periods

Team	1st	2nd	3rd	4th	OT	TOT
San Francisco	76	94	85	85	0	340
Opponents	68	86	95	87	0	336



2024-25 San Francisco Women's Basketball
Points-rebounds-assists
All games

Opponent	Date	Score	1	4	7	10	11	12	13	14	20	24	25
at Colorado St.	11/04/2024	47-52	L	4-7-0	9-2-0	4-1-0	6-4-3	13-9-2	8-9-0	DNP	0-1-1	2-5-1	DNP
UC Santa Barbara	11/09/2024	59-37	W	2-0-4	9-10-0	0-1-0	8-5-3	9-5-0	14-9-1	DNP	0-0-0	4-4-0	0-0-0
Portland St.	11/12/2024	62-56	W	1-3-8	5-6-1	0-1-0	6-4-2	7-9-1	17-9-0	DNP	DNP	13-7-2	DNP
at San Diego St.	11/16/2024	62-73	L	4-1-3	12-10-0	2-1-0	3-1-4	9-4-0	9-2-1	0-0-0	0-0-0	2-3-0	4-4-0
vs Boise St.	11/21/2024	57-59	L	6-5-4	9-5-0	9-1-0	4-4-3	18-5-0	6-9-3	DNP	DNP	DNP	0-0-0
at Seton Hall	12/02/2024	53-59	L	6-2-5	15-9-0	3-4-0	3-2-1	8-5-1	6-8-5	DNP	3-1-0	DNP	DNP
Opponent	Date	Score	32										
at Colorado St.	11/04/2024	47-52	L	FULCHER,CA									
UC Santa Barbara	11/09/2024	59-37	W	1-3-3									
Portland St.	11/12/2024	62-56	W	3-2-1									
at San Diego St.	11/16/2024	62-73	L	1-1-0									
vs Boise St.	11/21/2024	57-59	L	2-4-0									
at Seton Hall	12/02/2024	53-59	L	0-2-1									





2024-25 San Francisco Women's Basketball
Season Schedule/Results & Leaders
All games

Page 1/1
 as of Dec 03, 2024

Game Records

Record	Overall	Home	Away	Neutral
ALL GAMES	2-4	2-0	0-3	0-1
CONFERENCE	0-0	0-0	0-0	0-0
NON-CONFERENCE	2-4	2-0	0-3	0-1

Team Results

Date	Opponent	Score	Att.	High Points	High Rebounds
11/04/2024	at Colorado St. L	47-52	1182	(13) WERTH, Freja	(9) WERTH, Freja
					(9) DOS SANTOS, Debora
11/09/2024	UC Santa Barbara W	59-37	516	(14) DOS SANTOS, Debora	(10) TRAWALLY PORTA, Emma
11/12/2024	Portland St. W	62-56	348	(17) DOS SANTOS, Debora	(9) WERTH, Freja
					(9) DOS SANTOS, Debora
11/16/2024	at San Diego St. L	62-73	990	(15) PAPAHRONIS, Elle	(10) TRAWALLY PORTA, Emma
11/21/2024	vs Boise St. L	57-59	453	(18) WERTH, Freja	(9) DOS SANTOS, Debora
12/02/2024	at Seton Hall L	53-59	582	(15) TRAWALLY PORTA, Emma	(9) TRAWALLY PORTA, Emma

Attendance Summary

	Games	Attend	Avg/Game
Home	2	864	432
Away	3	2754	918
Neutral	1	453	453
Total	6	4071	679



2024-25 San Francisco Women's Basketball
Team High/Low Analysis
All games

Page 1/4
as of Dec 03, 2024

San Francisco - Game Highs

POINTS	62		at San Diego St. (11/16/2024)
	62		Portland St. (11/12/2024)
	59		UC Santa Barbara (11/09/2024)
	57		vs Boise St. (N) (11/21/2024)
	53		at Seton Hall (12/02/2024)
FIELD GOALS MADE	23		vs Boise St. (N) (11/21/2024)
	23		Portland St. (11/12/2024)
FIELD GOAL ATTEMPTS	60		vs Boise St. (N) (11/21/2024)
	59		at Colorado St. (11/04/2024)
FIELD GOAL PERCENTAGE	.420	(21-50)	at San Diego St. (11/16/2024)
	.411	(23-56)	Portland St. (11/12/2024)
3 PT FG MADE	9		at Seton Hall (12/02/2024)
	6		UC Santa Barbara (11/09/2024)
3 PT FG ATTEMPTS	24		UC Santa Barbara (11/09/2024)
	24		at Colorado St. (11/04/2024)
3 PT FG PERCENTAGE	.455	(5-11)	at San Diego St. (11/16/2024)
	.391	(9-23)	at Seton Hall (12/02/2024)
FREE THROWS MADE	15		at San Diego St. (11/16/2024)
	15		UC Santa Barbara (11/09/2024)
FREE THROW ATTEMPTS	26		Portland St. (11/12/2024)
	22		at San Diego St. (11/16/2024)
	22		UC Santa Barbara (11/09/2024)
FREE THROW PERCENTAGE	.682	(15-22)	at San Diego St. (11/16/2024)
	.682	(15-22)	UC Santa Barbara (11/09/2024)
REBOUNDS	52		at Colorado St. (11/04/2024)
	47		Portland St. (11/12/2024)
ASSISTS	15		Portland St. (11/12/2024)
	13		at Seton Hall (12/02/2024)
STEALS	8		UC Santa Barbara (11/09/2024)
	7		at Seton Hall (12/02/2024)
	7		vs Boise St. (N) (11/21/2024)
BLOCKED SHOTS	8		at San Diego St. (11/16/2024)
	8		Portland St. (11/12/2024)
TURNOVERS	23		at Seton Hall (12/02/2024)
	21		vs Boise St. (N) (11/21/2024)
FOULS	25		at Colorado St. (11/04/2024)
	21		at San Diego St. (11/16/2024)
	21		UC Santa Barbara (11/09/2024)



2024-25 San Francisco Women's Basketball
Team High/Low Analysis
All games

Page 3/4
as of Dec 03, 2024

San Francisco - Game Lows

POINTS	47		at Colorado St. (11/04/2024)
	53		at Seton Hall (12/02/2024)
	57		vs Boise St. (N) (11/21/2024)
	59		UC Santa Barbara (11/09/2024)
	62		at San Diego St. (11/16/2024)
	62		Portland St. (11/12/2024)
FIELD GOALS MADE	16		at Colorado St. (11/04/2024)
	18		at Seton Hall (12/02/2024)
FIELD GOAL ATTEMPTS	45		at Seton Hall (12/02/2024)
	50		at San Diego St. (11/16/2024)
FIELD GOAL PERCENTAGE	.271	(16-59)	at Colorado St. (11/04/2024)
	.352	(19-54)	UC Santa Barbara (11/09/2024)
3 PT FG MADE	2		Portland St. (11/12/2024)
	5		vs Boise St. (N) (11/21/2024)
	5		at San Diego St. (11/16/2024)
	5		at Colorado St. (11/04/2024)
3 PT FG ATTEMPTS	11		at San Diego St. (11/16/2024)
	11		Portland St. (11/12/2024)
3 PT FG PERCENTAGE	.182	(2-11)	Portland St. (11/12/2024)
	.208	(5-24)	at Colorado St. (11/04/2024)
FREE THROWS MADE	6		vs Boise St. (N) (11/21/2024)
	8		at Seton Hall (12/02/2024)
FREE THROW ATTEMPTS	11		vs Boise St. (N) (11/21/2024)
	12		at Seton Hall (12/02/2024)
FREE THROW PERCENTAGE	.538	(14-26)	Portland St. (11/12/2024)
	.545	(6-11)	vs Boise St. (N) (11/21/2024)
REBOUNDS	35		at San Diego St. (11/16/2024)
	37		at Seton Hall (12/02/2024)
ASSISTS	10		at Colorado St. (11/04/2024)
	11		vs Boise St. (N) (11/21/2024)
	11		at San Diego St. (11/16/2024)
	11		UC Santa Barbara (11/09/2024)
STEALS	2		at San Diego St. (11/16/2024)
	3		at Colorado St. (11/04/2024)
BLOCKED SHOTS	0		at Seton Hall (12/02/2024)
	2		vs Boise St. (N) (11/21/2024)
TURNOVERS	15		Portland St. (11/12/2024)
	15		at Colorado St. (11/04/2024)
FOULS	11		Portland St. (11/12/2024)
	15		at Seton Hall (12/02/2024)



2024-25 San Francisco Women's Basketball
Player Highs Analysis
All games

Page 1/3
as of Dec 03, 2024

San Francisco - Individual Game Highs

POINTS	18		Freja Werth vs Boise St. (N) (11/21/2024)
	17		Debora Dos Santos vs Portland St. (11/12/2024)
	15		Emma Trawally Porta at Seton Hall (12/02/2024)
	15		Elle Papahronis at San Diego St. (11/16/2024)
	14		Debora Dos Santos vs UC Santa Barbara (11/09/2024)
FIELD GOALS MADE	8		Debora Dos Santos vs Portland St. (11/12/2024)
	7		Freja Werth vs Boise St. (N) (11/21/2024)
FIELD GOAL ATTEMPTS	19		Debora Dos Santos vs Portland St. (11/12/2024)
	15		Luana Leite at Colorado St. (11/04/2024)
FIELD GOAL PERCENTAGE (min 5 made)	.857	(6-7)	Sol Castro vs Portland St. (11/12/2024)
	.714	(5-7)	Emma Trawally Porta at San Diego St. (11/16/2024)
3 PT FG MADE	4		Freja Werth vs Boise St. (N) (11/21/2024)
	3		Emma Trawally Porta at Seton Hall (12/02/2024)
3 PT FG ATTEMPTS	8		Cami Fulcher vs UC Santa Barbara (11/09/2024)
	6		Freja Werth at Seton Hall (12/02/2024)
3 PT FG PERCENTAGE (min 2 made)	1.000	(4-4)	Freja Werth vs Boise St. (N) (11/21/2024)
	1.000	(2-2)	Emma Trawally Porta at San Diego St. (11/16/2024)
FREE THROWS MADE	9		Elle Papahronis at San Diego St. (11/16/2024)
	6		Debora Dos Santos vs UC Santa Barbara (11/09/2024)
FREE THROW ATTEMPTS	12		Elle Papahronis at San Diego St. (11/16/2024)
	10		Elle Papahronis vs Portland St. (11/12/2024)
	10		Debora Dos Santos vs UC Santa Barbara (11/09/2024)
FREE THROW PERCENTAGE (min 3 made)	1.000	(5-5)	Freja Werth at Colorado St. (11/04/2024)
	.833	(5-6)	Elle Papahronis vs UC Santa Barbara (11/09/2024)
REBOUNDS	10		Emma Trawally Porta at San Diego St. (11/16/2024)
	10		Emma Trawally Porta vs UC Santa Barbara (11/09/2024)
ASSISTS	8		Luana Leite vs Portland St. (11/12/2024)
	5		Debora Dos Santos at Seton Hall (12/02/2024)
	5		Luana Leite at Seton Hall (12/02/2024)
STEALS	3		Angeliki Ziaka at Seton Hall (12/02/2024)
	3		Debora Dos Santos vs UC Santa Barbara (11/09/2024)
	3		Angeliki Ziaka vs UC Santa Barbara (11/09/2024)
BLOCKED SHOTS	4		Emma Trawally Porta vs Portland St. (11/12/2024)
	4		Angeliki Ziaka vs UC Santa Barbara (11/09/2024)
TURNOVERS	5		Debora Dos Santos at Seton Hall (12/02/2024)
	5		Angeliki Ziaka vs Portland St. (11/12/2024)
FOULS	5		Lorena Barbosa vs UC Santa Barbara (11/09/2024)
	5		Luana Leite vs UC Santa Barbara (11/09/2024)
	5		Freja Werth at Colorado St. (11/04/2024)



2024-25 San Francisco Women's Basketball
Category Leaders
All games

Page 1/3
 as of Dec 03, 2024

Points

##	Player	G	Pts	Pts/G
12	Werth, Freja	6	64	10.7
13	Dos Santos, Debora	6	60	10.0
7	Trawally Porta, Emma	6	59	9.8
4	Papahronis, Elle	6	49	8.2
11	Ziaka, Angeliki	6	30	5.0
1	Leite, Luana	6	23	3.8
24	Castro, Sol	4	21	5.3
10	Barbosa, Lorena	6	18	3.0
32	Fulcher, Cami	6	9	1.5
25	Thiam, Seynabou	3	4	1.3
20	Kéita, Aya	4	3	0.8

Scoring Average

##	Player	G	Pts	Pts/G
12	Werth, Freja	6	64	10.7
13	Dos Santos, Debora	6	60	10.0
7	Trawally Porta, Emma	6	59	9.8
4	Papahronis, Elle	6	49	8.2
24	Castro, Sol	4	21	5.3
11	Ziaka, Angeliki	6	30	5.0
1	Leite, Luana	6	23	3.8
10	Barbosa, Lorena	6	18	3.0
32	Fulcher, Cami	6	9	1.5
25	Thiam, Seynabou	3	4	1.3
20	Kéita, Aya	4	3	0.8

Field Goal Percentage

##	Player	FG	Att	Pct
25	Thiam, Seynabou	2	3	.667
7	Trawally Porta, Emma	22	41	.537
24	Castro, Sol	9	18	.500
13	Dos Santos, Debora	24	54	.444
12	Werth, Freja	23	55	.418
4	Papahronis, Elle	12	35	.343
10	Barbosa, Lorena	7	22	.318
11	Ziaka, Angeliki	10	35	.286
1	Leite, Luana	7	31	.226
20	Kéita, Aya	1	5	.200
32	Fulcher, Cami	3	25	.120

Field Goal Attempts

##	Player	G	Att	Att/G
12	Werth, Freja	6	55	9.2
13	Dos Santos, Debora	6	54	9.0
7	Trawally Porta, Emma	6	41	6.8
4	Papahronis, Elle	6	35	5.8
11	Ziaka, Angeliki	6	35	5.8

Field Goals Made

##	Player	G	Made	Made/G
13	Dos Santos, Debora	6	24	4.0
12	Werth, Freja	6	23	3.8
7	Trawally Porta, Emma	6	22	3.7
4	Papahronis, Elle	6	12	2.0
11	Ziaka, Angeliki	6	10	1.7

3-Point FG Percentage

##	Player	3FG	Att	Pct
7	Trawally Porta, Emma	9	18	.500
4	Papahronis, Elle	4	11	.364
12	Werth, Freja	9	27	.333
20	Kéita, Aya	1	3	.333
1	Leite, Luana	3	10	.300
11	Ziaka, Angeliki	4	15	.267
10	Barbosa, Lorena	1	7	.143
32	Fulcher, Cami	1	15	.067

3-Point FG Attempts

##	Player	G	Att	Att/G
12	Werth, Freja	6	27	4.5
7	Trawally Porta, Emma	6	18	3.0
11	Ziaka, Angeliki	6	15	2.5
32	Fulcher, Cami	6	15	2.5
4	Papahronis, Elle	6	11	1.8

3-Point FG Made

##	Player	G	Made	Made/G
12	Werth, Freja	6	9	1.5
7	Trawally Porta, Emma	6	9	1.5
4	Papahronis, Elle	6	4	0.7
11	Ziaka, Angeliki	6	4	0.7
1	Leite, Luana	6	3	0.5



2024-25 San Francisco Women's Basketball
Category Leaders
All games

Page 2/3
as of Dec 03, 2024

Free Throw Percentage

##	Player	Made	Att	Pct
12	Werth, Freja	9	9	1.000
7	Trawally Porta, Emma	6	8	.750
4	Papahronis, Elle	21	34	.618
24	Castro, Sol	3	5	.600
11	Ziaka, Angeliki	6	10	.600
1	Leite, Luana	6	10	.600
13	Dos Santos, Debora	12	22	.545
10	Barbosa, Lorena	3	6	.500
32	Fulcher, Cami	2	4	.500

Free Throw Attempts

##	Player	G	Att	Att/G
4	Papahronis, Elle	6	34	5.7
13	Dos Santos, Debora	6	22	3.7
11	Ziaka, Angeliki	6	10	1.7
1	Leite, Luana	6	10	1.7
12	Werth, Freja	6	9	1.5

Free Throws Made

##	Player	G	Made	Made/G
4	Papahronis, Elle	6	21	3.5
13	Dos Santos, Debora	6	12	2.0
12	Werth, Freja	6	9	1.5
7	Trawally Porta, Emma	6	6	1.0
11	Ziaka, Angeliki	6	6	1.0

Rebounds

##	Player	G	Reb	Reb/G
13	Dos Santos, Debora	6	46	7.7
7	Trawally Porta, Emma	6	42	7.0
12	Werth, Freja	6	37	6.2
4	Papahronis, Elle	6	27	4.5
11	Ziaka, Angeliki	6	20	3.3

Assists

##	Player	G	Ast	Ast/G
1	Leite, Luana	6	24	4.0
11	Ziaka, Angeliki	6	16	2.7
13	Dos Santos, Debora	6	10	1.7
4	Papahronis, Elle	6	7	1.2
32	Fulcher, Cami	6	5	0.8

Rebounds Average

##	Player	G	Reb	Reb/G
13	Dos Santos, Debora	6	46	7.7
7	Trawally Porta, Emma	6	42	7.0
12	Werth, Freja	6	37	6.2
24	Castro, Sol	4	19	4.8
4	Papahronis, Elle	6	27	4.5

Steals

##	Player	G	Stl	Stl/G
11	Ziaka, Angeliki	6	8	1.3
13	Dos Santos, Debora	6	7	1.2
12	Werth, Freja	6	3	0.5
4	Papahronis, Elle	6	3	0.5
1	Leite, Luana	6	3	0.5

Offensive Rebounds

##	Player	G	OReb	OReb/G
13	Dos Santos, Debora	6	18	3.0
24	Castro, Sol	4	12	3.0
7	Trawally Porta, Emma	6	11	1.8
12	Werth, Freja	6	8	1.3
4	Papahronis, Elle	6	8	1.3

Blocked Shots

##	Player	G	Blk	Blk/G
7	Trawally Porta, Emma	6	11	1.8
11	Ziaka, Angeliki	6	7	1.2
13	Dos Santos, Debora	6	6	1.0
12	Werth, Freja	6	2	0.3
24	Castro, Sol	4	2	0.5

Defensive Rebounds

##	Player	G	DReb	DReb/G
7	Trawally Porta, Emma	6	31	5.2
12	Werth, Freja	6	29	4.8
13	Dos Santos, Debora	6	28	4.7
4	Papahronis, Elle	6	19	3.2
11	Ziaka, Angeliki	6	17	2.8

Minutes

##	Player	G	Min	Min/G
12	Werth, Freja	6	186	30:58
7	Trawally Porta, Emma	6	167	27:54
4	Papahronis, Elle	6	160	26:35
11	Ziaka, Angeliki	6	155	25:54
13	Dos Santos, Debora	6	147	24:31





2024-25 San Francisco Women's Basketball
Category Leaders
All games

Page 3/3
as of Dec 03, 2024

Fouls

##	Player	G	PF	PF/G
1	Leite, Luana	6	16	2.7
12	Werth, Freja	6	13	2.2
13	Dos Santos, Debora	6	13	2.2
10	Barbosa, Lorena	6	13	2.2
7	Trawally Porta, Emma	6	12	2.0

Turnovers

##	Player	G	TO	TO/G
13	Dos Santos, Debora	6	17	2.8
11	Ziaka, Angeliki	6	17	2.8
10	Barbosa, Lorena	6	12	2.0
4	Papahronis, Elle	6	11	1.8
12	Werth, Freja	6	10	1.7

Foul Outs

##	Player	G	FO
12	Werth, Freja	6	1
1	Leite, Luana	6	1
10	Barbosa, Lorena	6	1



2024-25 San Francisco Women's Basketball
Team Game-by-Game
All games

Page 1/1
as of Dec 03, 2024

				Total		3-Pointers		Free throws		Rebounds											
Opponent	Date	Score		FG-FGA	PCT	3FG-3FGA	PCT	FT-FTA	PCT	OFF	DEF	TOT	AVG	PF	A	TO	BLK	STL	PTS	AVG	
at Colorado St.	11/04/2024	47-52	L	16-59	.271	5-24	.208	10-15	.667	16	36	52	52.0	24	10	15	4	3	47	47.0	
UC Santa Barbara	11/09/2024	59-37	W	19-54	.352	6-24	.250	15-22	.682	15	30	45	48.5	21	11	16	7	8	59	53.0	
Portland St.	11/12/2024	62-56	W	23-56	.411	2-11	.182	14-26	.538	13	34	47	48.0	11	15	15	8	4	62	56.0	
at San Diego St.	11/16/2024	62-73	L	21-50	.420	5-11	.455	15-22	.682	11	24	35	44.8	21	11	20	8	2	62	57.5	
vs Boise St.	11/21/2024	57-59	L	23-60	.383	5-15	.333	6-11	.545	16	28	44	44.6	16	11	21	2	7	57	57.4	
at Seton Hall	12/02/2024	53-59	L	18-45	.400	9-23	.391	8-12	.667	13	24	37	43.3	15	13	23	0	7	53	56.7	
Total		340		120-324	.370	32-108	.296	68-108	.630	84	176	260	43.3	108	71	110	29	31	340	56.7	
Opponents		336		119-357	.333	36-130	.277	62-79	.785	60	129	189	31.5	106	57	68	17	44	336	56.0	

San Francisco Averages

Games Played	Points/game	FG Pct	3FG Pct	FT Pct	Rebounds/game	Assists/game	Turnovers/game	Assist/Turnover ratio	Steals/game	Blocks/game
6	56.7	37.0	29.6	63.0	43.3	11.8	18.3	0.6	5.2	4.8



2024-25 San Francisco Women's Basketball
Opponents Game-by-Game
All games

Page 1/1
as of Dec 03, 2024

				Total		3-Pointers		Free throws		Rebounds											
Opponent	Date	Score		FG-FGA	PCT	3FG-3FGA	PCT	FT-FTA	PCT	OFF	DEF	TOT	AVG	PF	A	TO	BLK	STL	PTS	AVG	
at Colorado St.	11/04/2024	47-52	L	17-58	.293	8-27	.296	10-14	.714	6	29	35	35.0	13	13	9	3	5	52	52.0	
UC Santa Barbara	11/09/2024	59-37	W	11-53	.208	3-22	.136	12-14	.857	9	18	27	31.0	23	1	14	1	6	37	44.5	
Portland St.	11/12/2024	62-56	W	21-66	.318	7-21	.333	7-7	1.000	10	24	34	32.0	21	13	9	4	6	56	48.3	
at San Diego St.	11/16/2024	62-73	L	28-63	.444	3-11	.273	14-15	.933	10	20	30	31.5	20	9	9	4	10	73	54.5	
vs Boise St.	11/21/2024	57-59	L	24-66	.364	5-16	.313	6-13	.462	15	23	38	32.8	13	10	15	4	6	59	55.4	
at Seton Hall	12/02/2024	53-59	L	18-51	.353	10-33	.303	13-16	.813	10	15	25	31.5	16	11	12	1	11	59	56.0	
Total		336		119-357	.333	36-130	.277	62-79	.785	60	129	189	31.5	106	57	68	17	44	336	56.0	
San Francisco		340		120-324	.370	32-108	.296	68-108	.630	84	176	260	43.3	108	71	110	29	31	340	56.7	

Opponents Averages

Games Played	Points/game	FG Pct	3FG Pct	FT Pct	Rebounds/game	Assists/game	Turnovers/game	Assist/Turnover ratio	Steals/game	Blocks/game
6	56.0	33.3	27.7	78.5	31.5	9.5	11.3	0.8	7.3	2.8