



2024-25 SAN FRANCISCO MEN'S BASKETBALL

2 NCAA Championships • 1 NIT Championship • 3 Final Fours • 17 NCAA Tournament Appearances • 15 Conference Titles
7 NIT Tournament Appearances • 18 All-Americans • 4 Naismith Basketball Hall of Famers • 37 NBA Draft Picks

GAME #2

BOISE STATE vs. SAN FRANCISCO | SATURDAY, NOV. 9 | WAR MEMORIAL AT THE SOBRATO CENTER | 7:30 PM PT

2024-25 SCHEDULE/RESULTS

DATE	OPPONENT (TV)	TIME (PT)/RESULTS
Nov. 3	vs. Cal Poly (ESPN+)	W, 86-78
Nov. 9	vs. Boise State (ESPN+)	7:30 p.m.
Nov. 13	vs. Long Beach State (ESPN+)	7:00 p.m.
Nov. 16	vs. Chicago State (ESPN+)	7:00 p.m.
Nov. 21	vs. Memphis% (ESPN+)	7:00 p.m.
Nov. 25	vs. Clemson% (CBS SN)	3:30 p.m.
Nov. 26	vs. Fordham/Penn State% (CBS SN)	TBA
Dec. 1	vs. Mercyhurst (ESPN+)	4:00 p.m.
Dec. 5	vs. Saint Louis (ESPN+)	7:00 p.m.
Dec. 11	vs. Stanislaus State (ESPN+)	7:00 p.m.
Dec. 15	vs. Loyola Chicago%	3:00 p.m.
Dec. 18	at Bradley (ESPN+)	5:00 p.m.
Dec. 21	vs. Montana (ESPN+)	3:00 p.m.
Dec. 28	vs. LMU* (ESPN+)	7:00 p.m.
Dec. 30	vs. Santa Clara* (ESPN+)	7:00 p.m.
Jan. 2	at Pacific* (ESPN+)	7:00 p.m.
Jan. 4	at Washington State* (ESPN+)	4:00 p.m.
Jan. 9	vs. Portland* (ESPN+)	7:00 p.m.
Jan. 11	at Santa Clara* (ESPN+)	4:00 p.m.
Jan. 16	at Pepperdine* (ESPN+)	7:00 p.m.
Jan. 18	vs. Oregon State* (ESPN+)	7:00 p.m.
Jan. 23	at Saint Mary's* (CBS SN)	6:00 p.m.
Jan. 25	vs. San Diego (ESPN+)	7:00 p.m.
Feb. 1	vs. Washington State* (ESPN+)	7:00 p.m.
Feb. 6	vs. Saint Mary's* (ESPN 2)	6:00 p.m.
Feb. 8	at LMU* (ESPN+)	6:00 p.m.
Feb. 13	at Gonzaga* (ESPN)	8:00 p.m.
Feb. 15	at San Diego* (ESPN+)	7:00 p.m.
Feb. 20	vs. Pacific* (ESPN+)	7:00 p.m.
Feb. 26	at Oregon State* (CBS SN)	8:00 p.m.
Mar. 1	vs. Gonzaga*^ (ESPN)	8:00 p.m.
TBA	at WCC Tournament#	TBA

* Denotes West Coast Conference contest

^ Denotes contest at Chase Center

% Denotes neutral site contests

WCC Tournament

THE MATCHUP

SAN FRANCISCO	STATISTICAL COMPARISON (2024-25)	BOISE STATE
(1-0, 0-0 WCC)	86.0.....Scoring Offense.....87.0	(1-0, 0-0 WCC)
Last Game: Nov. 5, 2024	78.0.....Scoring Defense.....43.0	Last Game: Nov. 7, 2024
vs. Cal Poly (W, 86-78)	+8.0.....Point Differential.....+44.0	at UC San Diego (L, 92-87)
H2H vs. Boise State: 4-2	45.2.....FG Percentage.....53.2	H2H vs. San Francisco: 2-4
Head Coach: Chris Gerlufsen	40.6.....FG Percentage Defense.....27.3	Head Coach: Mike McGeorge
Career Record: 52-30 (.634)	7.0.....3-Pointers Per Game.....9.0	Career Record: 336-291 (.536)
Record at USF: 44-25 (.638)	25.0.....3-Point Percentage.....45.0	Record at Cal Poly: 0-0 (.000)
Record vs. Boise State: 0-1	35.3.....Opponent 3-Point Percentage.....11.5	Record vs. USF: 0-0
	23.0.....Free Throws Made Per Game.....12.0	
	82.1.....Free Throw Percentage.....85.7	
	34.0.....Rebounds Per Game.....45.0	
	-2.0.....Rebound Margin.....14.0	
	15.0.....Assists Per Game.....23.0	
	12.0.....Steals Per Game.....4.0	
	8.0.....Blocks Per Game.....5.0	
	15.0.....Turnovers Per Game.....7.0	
	+4.0.....Turnover Margin.....3.0	

LEADERS (2024-25)

PPG: Tyrone Riley IV (26.0)
RPG: Jason Rivera-Torres (8.0)
APG: Marcus Williams (5.0)

LEADERS (2023-24)

PPG: Meadow + Stanley (15.0)
RPG: O'Mar Stanley (8.0)
APG: Alvaro Cardenas (6.0)

THE OPENING TIP

- Tipping off the 2024-25 campaign earlier this week, San Francisco picked up an 86-78 victory over Cal Poly on Tuesday, Nov. 5. With the win, the Dons won their season opener for the fourth consecutive season dating back to 2021-22.
- Shining in his debut in the green and gold, Tyrone Riley IV finished with a game-high 26 points, which included 24 in the second half, as the freshman finished 9-of-12 from the floor and 3-of-6 from beyond-the-arc against the Mustangs. Riley's 26-point performance is the fifth-most by a freshman across Division I this season.
- Named a WCC Honorable Mention last season, Malik Thomas opened the new year with a 23-point performance against Cal Poly as the guard shot 6-of-12 from the field and 10-of-12 from the foul line along with tallying a career-high five steals.
- Vanderbilt transfer Jason Rivera-Torres put his stamp on the contest in game one as the sophomore grabbed a team-high eight rebounds to go along with six points in 17 minutes of play. Notably, the wingman led the green and gold in plus-minus with a +25 mark.
- As a unit, San Francisco shot 45.2 percent from the floor and 82.1 percent from the line in the season opener. Defensively, the Dons recorded 12 steals against the Mustangs, the most by a WCC team in the young campaign.
- Saturday's game against Boise State will mark the first of six games against 2024 NCAA Tournament teams for San Francisco as the Dons also set to face Clemson, Gonzaga, Long Beach State, Saint Mary's and Washington State throughout the year.

2024-25 RECORDS

Overall	1-0
WCC	0-0
Nonconference	1-0
Home	1-0
Away	0-0
Neutral	0-0

ATHLETICS COMMUNICATIONS

MBB Contact: Chris Fortney
Fortney Cell Number: (209) 684-3150
Fortney Email: cfortney@usfca.edu
Website: usfdons.com
X/Twitter: @usfdonsmbb
Instagram: @usfdonsmbb
Facebook: @usfdonsmbb

BROADCAST DETAILS

Television: ESPN+
Play-by-Play: Deuce Mason
Color Analyst: Ben Braun
Radio: KNBR 1050
Play-by-Play: Pat Olson
Color Analyst: Jim Brovelli

PROJECTED STARTING LINEUP/BENCH



PROJECTED STARTERS

No.	Name	Ht.	Yr.	Pos.	PPG	RPG	FG%	FT%
55	Marcus Williams	6-2	Sr.	G	14.0	2.0	55.6	75.0
0	Ryan Beasley	5-11	So.	G	--	--	--	--
1	Malik Thomas	6-5	Sr.	G	23.0	4.0	50.0	83.3
21	Ndewedwo Newbury	6-7	Sr.	F	6.0	4.0	28.6	1.000
2	Carlton Linguard Jr.	7-0	Gr.	C	4.0	6.0	40.0	--

OFF THE BENCH

No.	Name	Ht.	Yr.	Pos.	PPG	RPG	FG%	FT%
5	Tyrone Riley IV	6-6	Fr.	G	26.0	2.0	--	75.0
10	Saba Gigiberia	7-2	Sr.	C	--	--	--	--
11	James O'Donnell	6-9	Fr.	F	4.0	3.0	50.0	1.000
12	Isa Silva	6-4	Sr.	G	--	--	--	--
13	Robby Beasley	6-2	Sr.	G	0.0	1.0	00.0	--
14	Veniamin Abosi	6-6	Fr.	G/F	3.0	1.0	50.0	--
23	Jason Rivera-Torres	6-6	So.	G/F	6.0	8.0	33.3	66.7
34	Karl Poom	6-8	Fr.	F	--	--	--	--
35	Junjie "Barry" Wang	6-9	So.	F	--	--	--	--
45	Drew Ardouin	6-4	Jr.	G	--	--	--	--



FOLLOW THE DONS: X (@USFDONSMBB) | INSTAGRAM (@USFDONSMBB) | FACEBOOK (@USFDONSMBB)



2024-25 SAN FRANCISCO MEN'S BASKETBALL TV/RADIO ROSTER



0 Ryan Beasley
So. | G | San Ramon, Calif.



1 Malik Thomas
Sr. | G | Fontana, Calif.



2 Carlton Linguard Jr.
Gr. | C | San Antonio, Texas



5 Tyrone Riley IV
Fr. | G | Watts, Calif.



10 Saba Gigiberia
Sr. | C | Tbilisi, Georgia



11 James O'Donnell
Fr. | F | Sydney, Australia



12 Isa Silva
Sr. | G | Sacramento, Calif.



13 Robby Beasley
Sr. | G | San Ramon, Calif.



14 Veniamin "Ben" Abosi
Fr. | G/F | Heraklion, Greece



21 Ndewedo Newbury
Sr. | F | London, England



23 Jason Rivera-Torres
So. | G | Bronx, N.Y.



34 Karl Poom
Fr. | F | Tartu, Estonia



35 Junjie "Barry" Wang
So. | F | Xuzhou, China



45 Drew Ardoun
Jr. | G | Atascadero, Calif.



55 Marcus Williams
Sr. | G | Dickinson, Texas



Chris Gerlufsen
Head Coach



Michael Plank
Assistant Coach



Jay Duncan
Assistant Coach



Kyle Bankhead
Assistant Coach



Frankie Ferrari
Assistant Coach/Dir. of Player Development



Kevin Olsen
Assistant Coach/Dir. of Scouting



Ralphie Ferrari
Director of Operations



Jack Rydquist
Video Coordinator



Casey Gonzalez
Associate Athletic Trainer



Nathan Culbreath
Strength and Conditioning Coach



FOLLOW THE DONS: X (@USFDONSMBB) | INSTAGRAM (@USFDONSMBB) | FACEBOOK (@USFDONSMBB)



2024-25 SAN FRANCISCO MEN'S BASKETBALL NUMERICAL/ALPHABETICAL ROSTER

NUMERICAL

No.	Name	Pos.	Ht.	Wt.	Yr.	Hometown/Previous Team
0	Ryan Beasley	G	5-11	172	So.	San Ramon, Calif./Dougherty Valley
1	Malik Thomas	G	6-5	205	Sr.	Fontana, Calif./Southern California
2	Carlton Linguard Jr.	C	7-0	225	Gr.	San Antonio, Texas/Kansas State/UTSA
5	Tyrone Riley IV	G	6-6	180	Fr.	Downey, Calif./St. Pius X-Matthias
10	Saba Gigiberia	F	6-8	250	Sr.	Tbilisi, Georgia/Georgia Tech
11	James O'Donnell	F	6-9	230	Fr.	Sydney, Australia/Centre of Excellence
12	Isa Silva	G	6-4	190	Sr.	Sacramento, Calif./Stanford/Long Beach State
13	Robby Beasley	G	6-3	188	Sr.	San Ramon, Calif./Montana/UC Davis
14	Veniamin "Ben" Abosi	G/F	6-6	225	Fr.	Heraklion, Greece/Olympiacos
21	Ndewedo Newbury	F	6-7	235	Sr.	London, England/The Loomis Chaffee School
23	Jason Rivera-Torres	G/F	6-6	180	So.	Bronx, N.Y./Vanderbilt
34	Karl Poom	F	6-8	210	Fr.	Tartu, Estonia/--
35	Junjie "Barry" Wang	F	6-9	240	So.	China/NBA Global Academy
45	Drew Ardouin	G	6-0	181	Jr.	Tucson, Ariz./Salpointe Catholic
55	Marcus Williams	G	6-2	200	Sr.	Dickinson, Texas/Texas A&M

ALPHABETICAL

No.	Name	Pos.	Ht.	Yr.	Hometown/Previous Team
14	Veniamin "Ben" Abosi	G/F	6-6	225	Fr. Heraklion, Greece/Olympiacos
45	Drew Ardouin	G	6-0	181	Jr. Tucson, Ariz./Salpointe Catholic
13	Robby Beasley	G	6-3	188	Sr. San Ramon, Calif./Montana/UC Davis
0	Ryan Beasley	G	5-11	172	So. San Ramon, Calif./Dougherty Valley
10	Saba Gigiberia	F	6-8	250	Sr. Tbilisi, Georgia/Georgia Tech
2	Carlton Linguard Jr.	C	7-0	225	Gr. San Antonio, Texas/Kansas State/UTSA
21	Ndewedo Newbury	F	6-7	235	Sr. London, England/The Loomis Chaffee School
11	James O'Donnell	F	6-9	230	Fr. Sydney, Australia/Centre of Excellence
34	Karl Poom	F	6-8	210	Fr. Tartu, Estonia/--
5	Tyrone Riley IV	G	6-6	180	Fr. Downey, Calif./St. Pius X-Matthias
23	Jason Rivera-Torres	G/F	6-6	180	So. Bronx, N.Y./Vanderbilt
12	Isa Silva	G	6-4	190	Sr. Sacramento, Calif./Stanford/Long Beach State
1	Malik Thomas	G	6-5	205	Sr. Fontana, Calif./Southern California
35	Junjie "Barry" Wang	F	6-9	240	So. China/NBA Global Academy
55	Marcus Williams	G	6-2	200	Sr. Dickinson, Texas/Texas A&M

COACHING STAFF

Head Coach:	Chris Gerlufsen (Third Season, Randolph-Macon '98)
Assistant Coach:	Michael Plank (Fourth Season, Willamette)
Assistant Coach:	Jay Duncan (Third Season, Northwood)
Assistant Coach:	Kyle Bankhead (Third Season, Gonzaga)
Assistant Coach/Director of Player Development:	Frankie Ferrari (Second Season, San Francisco)
Assistant Coach/Director of Scouting:	Kevin Olsen (Second Season, San Francisco)
Director of Men's Basketball Operations:	Ralphie Ferrari (First Season, San Francisco)
Video Coordinator:	Jack Rydquist (Third Season, San Diego State)
Associate Athletic Trainer:	Casey Gonzalez
Strength and Conditioning Coach:	Nathan Culbreath

PRONUNCIATION GUIDE

PLAYERS

2. Carlton Linguard Jr.	Carlton Lin-guard Jr.
10. Saba Gigiberia	Sah-bah Gee-gee-bear-ee-uh
12. Isa Silva	E-suh Sil-vuh
14. Veniamin Abosi	Vee-en-na-mean Ah-beau-see
21. Ndewedo Newbury	Dway-doh New-berry
21. Karl Poom	Karl Poo-m
35. Junjie "Barry" Wang	June-jee Wong
45. Drew Ardouin	Drew Are-do-in

COACHES/STAFF

Chris Gerlufsen	Chris Gur-luff-sen
Jack Rydquist	Jack Ride-quist
Nate Culbreath	Nate Cul-breath



2024-25 SAN FRANCISCO MEN'S BASKETBALL ROSTER BREAKDOWN

BY STATE/COUNTRY

AUSTRALIA

James O'Donnell.....Sydney

CALIFORNIA

Drew Ardouin Atascadero

Ryan Beasley San Ramon

Robby Beasley San Ramon

Tyrone Riley IV Downey

Isa Silva Sacramento

Malik Thomas Fontana

CHINA

Junjie "Barry" Wang..... Xuzhou

ENGLAND

Ndwedo Newbury London

ESTONIA

Karl Poom Tartu

GEORGIA

Saba Gigiberia Tbilisi

GREECE

Veniamin Abosi Heraklion

NEW YORK

Jason Rivera-Torres Bronx

TEXAS

Carlton Linguard Jr..... San Antonio

Marcus Williams Dickinson

BY CLASSIFICATION

GRADUATE STUDENTS (1)

Carlton Linguard Jr.C

SENIORS (6)

Robby Beasley G

Saba GigiberiaC

Ndwedo NewburyF

Isa Silva G

Malik Thomas G

Marcus Williams G

JUNIORS (1)

Drew Ardouin G

SOPHOMORES (3)

Ryan Beasley G

Jason Rivera-TorresG/F

Junjie "Barry" Wang.....F

FRESHMEN (4)

Veniamin AbosiG/F

James O'Donnell.....F

Karl PoomF

Tyrone Riley IV G

BY CAREER STATISTICS

TOTAL POINTS

- Marcus Williams 1,334 / 754 at USF
- Robby Beasley 886 / 54 at USF
- Malik Thomas 500 / 432 at USF
- Ndwedo Newbury 410
- Carlton Linguard Jr..... 360 / 4 at USF
- Isa Silva 299 / 0 at USF
- Ryan Beasley 235
- Jason Rivera-Torres 191 / 6 at USF
- Saba Gigiberia 180 / 133 at USF
- Junjie "Barry" Wang..... 55
- Tyrone Riley IV 26
- James O'Donnell..... 4
- Veniamin Abosi 3
- Drew Ardouin 0
- Karl Poom 0

TOTAL REBOUNDS

- Marcus Williams 346 / 224 at USF
- Carlton Linguard Jr..... 244 / 6 at USF
- Robby Beasley 231 / 21 at USF
- Malik Thomas 121 / 92 at USF
- Ndwedo Newbury 194
- Saba Gigiberia 150 / 101 at USF
- Isa Silva 91 / 0 at USF
- Jason Rivera-Torres 95 / 6 at USF
- Ryan Beasley 73
- Junjie "Barry" Wang..... 23
- James O'Donnell..... 3
- Tyrone Riley IV 2
- Veniamin Abosi 1
- Drew Ardouin 0
- Karl Poom 0

TOTAL ASSISTS

- Marcus Williams 433 / 233 at USF
- Isa Silva 119 / 0 at USF
- Robby Beasley 112 / 5 at USF
- Ndwedo Newbury 89
- Saba Gigiberia 33 / 20 at USF
- Malik Thomas 31 / 21 at USF
- Carlton Linguard Jr..... 27 / 0 at USF
- Ryan Beasley 49
- Jason Rivera-Torres 21 / 3 at USF
- Junjie "Barry" Wang..... 7
- Veniamin Abosi 0
- Drew Ardouin 0
- Karl Poom 0
- James O'Donnell..... 0
- Tyrone Riley IV 0

FIELD GOAL PERCENTAGE

- Tyrone Riley IV 55.6%
- Ndwedo Newbury 52.2%
- Veniamin Abosi 50.0%
- James O'Donnell..... 0.00%
- Saba Gigiberia 48.6% / 50.0% at USF
- Malik Thomas 45.1% / 47.4% at USF
- Marcus Williams 42.8% / 43.9% at USF
- Junjie "Barry" Wang..... 43.4%
- Carlton Linguard Jr..... 41.9% / 0 at USF
- Robby Beasley 40.8% / 48.8% at USF
- Ryan Beasley 39.5%
- Isa Silva 38.6% / 0.00% at USF
- Jason Rivera-Torres 33.3% / 0 at USF
- Drew Ardouin 0.00%
- Karl Poom 0.00%

THREE POINT PERCENTAGE

- Veniamin Abosi 50.0%
- Robby Beasley 38.5% / 40.9% at USF
- Ndwedo Newbury 37.9%
- Malik Thomas 37.2% / 40.0% at USF
- Ryan Beasley 35.2%
- Isa Silva 35.1% / 0.00% at USF
- Marcus Williams 34.3% / 36.7% at USF
- Tyrone Riley IV 33.3%
- Junjie "Barry" Wang..... 32.0%
- Carlton Linguard Jr..... 29.6% / 0 at USF
- Saba Gigiberia 28.7% / 25.0% at USF
- Jason Rivera-Torres 23.9% / 0 at USF
- Drew Ardouin 0.00%
- Karl Poom 0.00%
- James O'Donnell..... 0.00%

FREE THROW PERCENTAGE

- James O'Donnell..... 1.000%
- Tyrone Riley IV 75.0%
- Ryan Beasley 85.9%
- Malik Thomas 83.6% / 86.1% at USF
- Robby Beasley 83.3% / 75.0% at USF
- Ndwedo Newbury 77.6%
- Jason Rivera-Torres 75.9% / 0 at USF
- Carlton Linguard Jr..... 73.5% / 0 at USF
- Junjie "Barry" Wang..... 70.0%
- Marcus Williams 69.2% / 70.4% at USF
- Isa Silva 60.0% / 0.00% at USF
- Saba Gigiberia 56.1% / 56.5% at USF
- Veniamin Abosi 0.00%
- Drew Ardouin 0.00%
- Karl Poom 0.00%



CHRIS GERLUFSEN



CAREER HIGHLIGHTS AT SAN FRANCISCO:

Chris Gerlufen enters his third year as the head coach of San Francisco after being elevated from associate head coach on March 18, 2022. This past season, Gerlufen guided the Dons to a seventh straight full season of 20+ wins as the Dons finished 23-11 overall and 11-5 in conference play in 2023-24. Notably, Gerlufen's nonconference winning percentage of 73.3 percent (22-8) is the best through two years of any head coach in program history.

In 2023-24, San Francisco finished in the top three in the WCC for the first time since 2013-14. Additionally, USF's eleven conference victories in 2023-24 were tied for the second-most since 1981-82. Overall, San Francisco's 22 wins during the regular season tied for the sixth-most regular season wins in the program's 97-year history.

In postseason play, San Francisco reached the semifinal round of the WCC Tournament for the third consecutive season in 2023-24. Following this performance, the Dons earned a spot in the National Invitational Tournament (NIT) for the first time since 2014. Notably, it was also the second time in three years in which San Francisco competed in a postseason tournament.

For these efforts, San Francisco had a school-record five separate student-athletes selected for All-WCC honors in 2023-24, which included: Jonathan Mogbo (Newcomer of the Year, All-WCC First Team), Ryan Beasley (Freshman of the Year, WCC All-Freshman Team), Marcus Williams (All-WCC First Team) and Ndewedo Newbury (WCC Honorable Mention) and Malik Thomas (WCC Honorable Mention). Overall, San Francisco has now seen its guards named All-WCC fourteen times in the past seven seasons, with seven separate backcourt players garnering All-WCC First Team honors.

In June 2024, Jonathan Mogbo became the first student-athlete from San Francisco drafted into the NBA since 1982 as the dynamic forward was selected with the 31st pick overall in the second round of the 2024 NBA Draft. With his selection, Mogbo became the first student-athlete from San Francisco to be drafted into the NBA since the trio of Quintin Dailey (Round 1, Pick 7/Chicago Bulls), Wallace Bryant (Round 2, Pick 30/Chicago Bulls) and John Hegwood (Round 9, Pick 186/San Diego Clippers) were selected in 1982. Overall, Mogbo became the 39th student-athlete from the university to be drafted into the NBA and the first under Gerlufen. With his selection by Toronto, he is also the eighth Don all-time to be drafted in the second round. Additionally, Mogbo was the first West Coast Conference player taken off the board in the 2024 NBA Draft. It is just the second time since 2001 that a WCC school other than Gonzaga was the first to have a player selected (2023 - Brandin Podziemski/Santa Clara). Prior to the draft, Mogbo was one of 78 players invited to the 2024 NBA Draft Combine in Chicago from May 12-19.

Gerlufen's inaugural season in 2022-23 began with a 7-1 start, a stretch highlighted by San Francisco winning the 2022 Hall of Fame Classic championship in Kansas City, MO. The Dons would finish nonconference play with a record of 11-4, which tied the most preseason win total by a first-year head coach at USF since 1980-81.

The team's 2022-23 campaign featured a 37-point win over #25 Arizona State - the largest victory over a ranked team in program history. That final margin also represents the fourth-biggest win for an unranked team over an AP Top 25 opponent in the past 31 seasons.

The Dons have enjoyed an offensive renaissance in Gerlufen's two seasons on the Hilltop. Dating back to his stint as associate head coach in 2021-22, USF has turned in back-to-back Top 50 finishes in eFG% - a level of efficiency that has only been reached one other time in the last decade at USF.

Gerlufen's analytically-driven offensive system produced the 17th-most made threes per game in college basketball in 2021-22. When he was elevated to head coach in 2022-23, that number jumped to seventh in the country (out of 363 teams).

San Francisco's starting backcourt of Khalil Shabazz and Tyrell Roberts experienced marked success in 2022-23. Shabazz and Roberts were both selected as All-WCC First Team performers. Each of them improved their scoring outputs by over four points per game under Gerlufen. Shabazz was named the Hall of Fame Classic MVP and a WCC All-Tournament team selection in his final season on the Hilltop. Roberts was selected to the Hall of Fame Classic All-Tournament team.

Following the 2022-23 season, Gerlufen and his staff brought in a recruiting class that was ranked 25th nationally in overall transfer activity (via EvanMiya.com). Among the newcomers were two players who graded as five-star transfers in addition to one four-star.

On March 18, 2022, Gerlufen became the 21st head coach of the storied USF program, which has won two National Championships (1955 & 1956) and one National Invitational Championship (1949). In 2021-22, he was an integral part of San Francisco's first NCAA Tournament appearance since 1998, serving as Todd Golden's associate head coach.

During the 2021-22 season, San Francisco won 24 games - the most victories by a Dons team since the men's basketball program was reinstated from shutdown in 1985. The team's at-large NCAA Tournament berth was the program's first since the bracket was expanded to its modern format of 64+ teams.

In Gerlufen's first year on staff, USF finished among college basketball's elite in many metric-based rankings, including a 23rd place finish in KenPom and 26th in the NCAA's NET rankings. Following a successful 2021-22 campaign, USF star guard Jamaree Bouyea became the first San Francisco Don to play in the NBA since Bill Cartwright in 1995.

PRIOR TO THE HILLTOP:

Prior to Gerlufen's arrival on the Hilltop, he spent two seasons as the top assistant to head coach Eran Ganot at Hawaii. During the 2019-20 season, he served as the acting head coach for Hawaii's first 13 games and compiled an 8-5 record (.615). His winning percentage at Hawaii currently ranks 2nd all-time in their school's Division I history. Among Gerlufen's signature wins was an 85-75 upset victory over previously undefeated San Francisco. While at Hawaii, Gerlufen coached All-Big West First Team guard Eddie Stansberry.

Before Hawaii, Gerlufen spent four seasons as an assistant coach in the WCC with the University of San Diego. During his time at USD, the Toreros posted back-to-back 20+ win seasons for the first time ever. Gerlufen's final season at San Diego saw the Toreros earn a bid to the 2019 NIT - the only NIT invitation in USD history. While coaching with the Toreros, Gerlufen helped forward Isaiah Pineiro develop into a two-time All-WCC First Team performer.

Gerlufen was particularly instrumental in San Diego's turnaround from an international recruiting standpoint, signing more than a half dozen foreign players during his tenure. One notable recruit, Yauhen Massalski, would play for Gerlufen at both San Diego and San Francisco, where he blossomed into an All-WCC First Team selection on the Dons' 2021-22 NCAA Tournament team.

From 2006-15, Gerlufen spent nine seasons on the bench at the University of Hartford. After seven years as an assistant coach, he was promoted to associate head coach for the 2013-14 and 2014-15 seasons. Gerlufen served as the program's recruiting coordinator during that time. While at Hartford, Gerlufen designed the team's perimeter-oriented motion offense. His system triggered six consecutive seasons with 225+ made 3's. In 2007-08, Hartford set an America East Conference record by connecting on 312 made 3's - a number which ranked 10th nationally.

From 2001-06, Gerlufen spent his five seasons coaching at The Citadel under Pat Dennis. On January 2, 2004, Gerlufen served as interim head coach for one game. He began his head coaching career 1-0 with a 82-58 win over Army.

Before working in the Division I ranks, Gerlufen got his start with coaching jobs at Southwestern from 1999-2001 and Washington College (Maryland) in 1998-99.

PERSONAL HIGHLIGHTS:

As a player, Gerlufen was a four-time letter winner for Randolph-Macon College, a Division III school in Virginia. While playing for the Yellow Jackets, he was named team captain for a squad that advanced to the NCAA Division III tournament twice. He graduated in 1998 with a B.A. in business and economics. Gerlufen currently resides in San Francisco, CA with his fiancée Ila Gombar.



FOLLOW THE DONS: X (@USFDONSMBB) | INSTAGRAM (@USFDONSMBB) | FACEBOOK (@USFDONSMBB)



SAN FRANCISCO QUICK FACTS

GENERAL

Location:	San Francisco, Calif.
Founded:	1855
Enrollment:	10,714
Nickname:	Dons
Colors:	Green and Gold
Arena:	War Memorial at the Sobrato Center (3,005)
Affiliation:	West Coast Conference
President:	Fr. Paul J. Fitzgerald, S.J.
Vice Pres., Business & Finance:	Charlie Cross
Director of Athletics:	Larry Williams

MEN'S BASKETBALL HISTORY

First Season of Basketball:	1923-24
Division I All-Time Record:	1489-1070 (.582)
NCAA Appearances (Last):	17 (2022)
NCAA Championships (Last):	2 (1956)
NIT Appearances (Last):	7 (2024)
NIT Championships (Last):	1 (1949)
NCAA Tournament Record:	21-15 (.583)
WCC Regular Season Titles (Last):	15 (1981)
WCC Tournament Titles (Last):	1 (1998)
2023-24 Record:	23-11
2023-24 WCC Record:	11-5
2023-24 WCC Regular Season Finish:	Third
2023-24 WCC Tournament Record:	1-1

MEN'S BASKETBALL COACHING STAFF

Head Coach:	Chris Gerlufsen
Alma Mater:	Randolph-Macon
Career Record:	52-30 (.634)
Record at USF:	44-25 (.638)
Assistant Coach:	Michael Plank
Alma Mater:	Willamette
Seasons at USF:	Fourth
Assistant Coach:	Jay Duncan
Alma Mater:	Northwood
Seasons at USF:	Third
Assistant Coach:	Kyle Bankhead
Alma Mater:	Gonzaga
Seasons at USF:	Third
Assistant Coach/Director of Player Development:	Frankie Ferrari
Alma Mater:	San Francisco
Seasons at USF:	Second
Assistant Coach/Director of Scouting:	Kevin Olsen
Alma Mater:	San Francisco
Seasons at USF:	Second
Director of Operations:	Ralphie Ferarri
Alma Mater:	San Francisco
Seasons at USF:	First
Video Coordinator:	Jack Rydquist
Alma Mater:	San Diego State
Seasons at USF:	Third
Associate Athletic Trainer:	Casey Gonzalez
Strength and Conditioning Coach:	Nathan Culbreath

2024-25 SAN FRANCISCO MEN'S BASKETBALL SEASON NOTES/NEWS

THE OPENING TIP CONTINUED:

- With a chance to make some noise early, the Dons will play a 13-game nonconference slate that features five teams that rank in the top 100 in the preseason KenPom rankings - Boise State (45th, Nov. 9), Memphis (42nd, Nov. 21), Clemson (24th, Nov. 25), Loyola Chicago (78th, Dec. 15), and Bradley (92nd, Dec. 18). For San Francisco, the green and gold head into the season opener at No. 84 in the KenPom rankings.

MOGBO MADE HISTORY:

For the first time since 1982, a student-athlete from the University of San Francisco was selected in the NBA Draft as 2023-24 West Coast Conference Newcomer of the Year and All-WCC First Team selection Jonathan Mogbo was selected by the Toronto Raptors with the 31st overall pick in the second round of the 2024 NBA Draft.

DONS IN THE NBA:

With his selection, Mogbo became the first student-athlete from San Francisco to be drafted into the NBA since the trio of Quintin Dailey (Round 1, Pick 7/Chicago Bulls), Wallace Bryant (Round 2, Pick 30/Chicago Bulls) and John Hegwood (Round 9, Pick 186/San Diego Clippers) were selected in 1982. Overall, Mogbo became the 39th student-athlete from the university to be drafted into the NBA and the first under Chris Gerlufsen. With his selection by Toronto, he is also the eighth Don all-time to be drafted in the second round. Additionally, Mogbo was the first West Coast Conference player taken off the board in the 2024 NBA Draft. It is just the second time since 2001 that a WCC school other than Gonzaga was the first to have a player selected (2023 - Brandin Podziemski/Santa Clara). Prior to the draft, Mogbo was one of 78 players invited to the 2024 NBA Draft Combine in Chicago from May 12-19.

MAGNIFICENT MOGBO - SAN FRANCISCO'S SWISS ARMY KNIFE:

Last season, Mogbo played and started in all 34 games for San Francisco in 2023-24 while averaging 28.9 minutes per game. Overall, the versatile forward led the Dons in scoring (14.2 ppg), rebounding (10.1) and steals (1.6 spg) this past year. At the conclusion of the regular season, he ranked in the top 20 in Division I in total rebounds (318/7th), field goal percentage (64.33, 8th), double doubles (16, 10th), rebounding (10.3, 13th) and offensive rebounds (3.55/19th). Within the WCC, the West Palm Beach, Fla. native finished first in rebounding, field goal percentage and steals while also finishing sixth in scoring and eighteenth in minutes. Looking at the record books on the Hilltop, Mogbo finished the 2023-24 season with a 63.6 field goal percentage (206-324), which is good for the second-highest mark in a single season in program history only to Bill Cartwright's 66.7 percent (168-252) in 1978-79. Impressively, Mogbo tallied double figures in 28 of USF's 34 games and had ten or more rebounds in 19 of USF's 34 games. For these efforts, he was named WCC Player of the Week three times this season (Jan. 8, Jan. 15 + Feb. 5). Additionally, he was named to the Lou Henson Award Mid-Season Watch List on Jan. 10 and subsequently was named a finalist for the award on Mar. 20.

NOTEWORTHY SUCCESS:

San Francisco's 22 wins in 2023-24 were tied for the sixth-most regular season wins in the program's 97-year history. San Francisco finished in the top three the second-most since 1981-82. For the first time since the program returned from

2024-25 SAN FRANCISCO MEN'S BASKETBALL RANKINGS (AS OF NOV. 4)

NATIONAL RANKING (AP)

NCAA NET RANKING

KENPOM RANKING

N/A

N/A

96

BART TORVIK RANKING

85



WCC STANDINGS (AS OF NOV. 8)

Team	Overall	Conference
Oregon State	2-0	0-0
Pacific	2-0	0-0
Saint Mary's	2-0	0-0
Washington State	2-0	0-0
San Francisco	1-0	0-0
Gonzaga	1-0	0-0
Portland	0-0	0-0
Pepperdine	0-0	0-0
Santa Clara	0-0	0-0
LMU	0-0	0-0
San Diego	0-2	0-0

WCC PRESEASON POLL

Place	Team	First Place	Points
1.	Gonzaga	9	99
2.	Saint Mary's	1	86
3.	Santa Clara		81
4.	San Francisco	1	77
5.	Washington State		62
6.	LMU		60
7.	Oregon State		44
8.	Portland		28
	San Diego		28
10.	Pacific		23
11.	Pepperdine		17

WCC PRESEASON ALL-CONFERENCE TEAM

Name	Yr.	Pos.	Team
Michael Ajayi	Sr.	G	Gonzaga
Adama-Alpha Bal	Sr.	G	Santa Clara
Cedric Coward	Sr.	G	Washington State
Nolan Hickman	Sr.	G	Gonzaga
Graham Ike	Jr.	F	Gonzaga
Augustas Marciulionis	Sr.	G	Saint Mary's
Ryan Nembhard	Sr.	G	Gonzaga
Jevon Porter	So.	F	Pepperdine
Mitchell Saxen	Sr.	C	Saint Mary's
Carlos Stewart	Sr.	G	Santa Clara
Marcus Williams	Sr.	G	San Francisco

2024-25 WCC PLAYERS OF THE WEEK

Week 1
Week 2
Week 3
Week 4
Week 5
Week 6
Week 7
Week 8
Week 9
Week 10
Week 11
Week 12
Week 13
Week 14
Week 15
Week 16
Week 17
Week 18
Week 19
Week 20

2024-25 WCC FRESHMEN OF THE WEEK

Week 1
Week 2
Week 3
Week 4
Week 5
Week 6
Week 7
Week 8
Week 9
Week 10
Week 11
Week 12
Week 13
Week 14
Week 15
Week 16
Week 17
Week 18
Week 19
Week 20

2024-25 SAN FRANCISCO MEN'S BASKETBALL SEASON NOTES/NEWS

shutdown in 1985, the Dons notched three wins over Power conference teams in the same season. These wins included: first SEC win since 1981 (Vanderbilt), first Big Ten win since 2004 (Minnesota) and first Big East win since 2013 (DePaul).

GIVE THEM THEIR PRAISE:

San Francisco had a school-record five separate student-athletes selected for All-WCC honors in 2023-24, which included: Jonathan Mogbo (Newcomer of the Year, All-WCC First Team), Ryan Beasley (Freshman of the Year, WCC All-Freshman Team), Marcus Williams (All-WCC First Team) and Ndewedu Newbury (WCC Honorable Mention) and Malik Thomas (WCC Honorable Mention).

BY THE NUMBERS:

For the first time in the NET era, San Francisco finished the regular season without a Quad 3 or Quad 4 loss in 2023-24. They were 1 of 35 teams in the nation with this distinction. Overall, San Francisco finished the regular season ranked nineteenth in the country in scoring margin.

PRESEASON HONORS:

Prior to the start of the season, San Francisco was picked to finish fourth as a team in the 2024-25 West Coast Conference Preseason Poll. Overall, the Dons accumulated 77 points, including one first place vote. Returning for his third year in the green and gold, 2023-24 All-WCC First Team selection Marcus Williams was named to the 2024-25 WCC Preseason All-Conference Team.

BRINGING THE EXPERIENCE:

In the new world of the transfer portal, San Francisco welcomes four transfers to the Hilltop this season in Drew Ardouin (Atascadero, Calif./Cuesta College)Carlton Linguard Jr. (San Antonio, Texas/UTSA), Jason Rivera-Torres (Bronx, NY/Vanderbilt), Isa Silva (Sacramento, Calif./Stanford/Long Beach State).

NEW TO THE HILLTOP:

San Francisco welcomes four freshman to campus this season in Veniamin Abosi (Herkalion, Greece), Karl Markus Poom (Tartu, Estonia), James O'Donnell (Sydney, Australia/Centre of Excellence) and Tyrone Riley IV (Watts, Calif./St. Pius X-St. Matthias).

INTERNATIONAL FLAVOR:

In total, seven different countries are represented across this year's roster for San Francisco: United States (9), Australia (1), China (1), Estonia (1), Georgia (1), Greece (1) and the United Kingdom (1).

NATIONAL AUDIENCE UPCOMING:

For San Francisco, the Dons will be featured on a national network seven times, which includes four games on CBS Sports Network (CBSSN) and three games on ESPN networks. Notably, the green and gold will first appear on CBSSN when San Francisco battles Clemson in game one of the Sunshine Slam on Nov. 25. Additionally, both contests against Gonzaga will air on ESPN, including the regular season conference finale between the Dons and Bulldogs at Chase Center on Mar. 1.





SUCCESS IN VEGAS:

Enjoying success in Las Vegas, San Francisco has reached the semifinal round of the West Coast Conference in three consecutive seasons. In 2021-22, the Dons earned the No. 5 seed and defeated BYU (75-63) before falling to No. 1/1 Gonzaga (81-71). In 2022-23, San Francisco earned the No. 6 seed and defeated Pacific (80-63) and Santa Clara (93-87 in 2OT) before falling to No. 9/8 Gonzaga (84-73). In 2023-24, San Francisco defeated Portland (72-51) before falling to No. 17/15 Gonzaga (89-77).

TASTE OF THE POSTSEASON:

Over the past three seasons, San Francisco has reached postseason play twice. Back in 2021-22, the Dons returned to the NCAA Tournament for the first time since 1998 as the green and gold earned a 10-seed. In the first round, San Francisco ultimately fell to Murray State, 92-87, in overtime. Last year, the Dons qualified for the National Invitation Tournament (NIT), but the Dons also fell in overtime in the first round on the road at Cincinnati, 73-72.



2024-25 BREAKDOWN		SCOUTING THE BRONCOS	
Leading at the Half	1-0	OPENING NIGHT:	
Trailing at the Half	0-0	Boise State opened the 2024-25 campaign with a dominant 87-43 home win over Oakland on Wednesday night. Four of five starters for the Broncos scored in double figures in the victory with O'Mar Stanley and Andrew Meadow leading the scoring with 15 points apiece.	
Tied at the Half	0-0		
USF scores less than 60	0-0	KEEP IT ROLLING:	
USF scores between 65-69	0-0	Last season, Boise State earned a third consecutive appearance in the NCAA Tournament, making the First Four following a 22-11 record overall and 13-5 record in Mountain West play.	
USF scores between 70-79	0-0		
USF scores between 80-89	1-0	SEASONED VETERAN:	
USF scores between 90-99	0-0	In his 15th season leading the Broncos, head coach Leon Rice looks to guide his squad to its fourth straight NCAA Tournament appearance. Heading into Saturday, Boise State currently sits at 32 in the latest KenPom rankings.	
USF scores 100+	0-0		
Opponent scores less than 60	0-0	PRESEASON HONORS:	
Opponent scores between 60-69	0-0	Last month, Boise State was the preseason pick to win the Mountain West, earning 19 of 25 first-place votes in the 2024-25 Mountain West Predicted Order of Finish. Nationally, Boise State received nine votes in Oct. 14's preseason AP poll. Three Broncos were selected to the Mountain West Preseason All-Conference team in O'Mar Stanley, Mountain West Preseason Player of the Year Tyson Degenhart and San José State transfer Alvaro Cardenas.	
Opponent scores between 70-79	1-0		
Opponent scores between 80-89	0-0		
Opponent scores between 90-99	0-0		
Opponent scores 100+	0-0		
Games decided by 3 points or less	0-0		
Games decided by 4-9 points	1-0		
Games decided by 10-19 points	0-0		
Games decided by 20 or more points	0-0		
USF shot 50% or better	0-0		
Opponent shot 50% or better	0-0		
USF outshoots opponent	1-0		
Opponent outshoots USF	0-0		
Teams shot equal FG percentage	0-0		
USF outrebounds opponent	0-0		
Opponent outrebounds USF	1-0		
USF opponent tie in rebounds	0-0		
USF has a positive TO margin	1-0		
USF has a negative TO margin	0-0		
USF opponent tie in TO's	0-0		
No players in double figures	0-0		
One player in double figures	0-0		
Two players in double figures	0-0		
Three players in double figures	1-0		
Four players in double figures	0-0		
Five players in double figures	0-0		
Six or more players in double figures	0-0		
Coming off a win	0-0		
Coming off a loss	0-0		
GERLUFSEN ERA ...		SERIES HISTORY	
Leading at the Half	37-7	<ul style="list-style-type: none"> Saturday's contest will be the 9th all-time meeting between San Francisco and Boise State with the Broncos holding a 5-3 all-time series lead. Recently, Boise State has won the last three matchups against the Dons, including taking down the Dons 63-58, last season on Nov. 12, 2023 in Boise. San Francisco is 2-1 at home at War Memorial at the Sobrato Center against Boise State as the lone loss came on December 1, 2007, in a 91-81 contest. San Francisco's largest margin of victory over the Broncos came in a 70-61 win on Dec. 19, 1990. 	
Trailing at the Half	7-17		
Tied at the Half	0-1		
USF scores less than 60	0-3	BOISE STATE RANKINGS (AS OF NOV. 8)	
USF scores between 60-69	5-12		
USF scores between 70-79	14-7		
USF scores between 80-89	11-3	NATIONAL RANKING (AP)	NCAA NET RANKING
USF scores between 90-99	13-0	<div>N/A</div> <div>N/A</div> <div>32</div>	
USF scores 100+	1-0		
Opponent scores less than 60	14-1		
Opponent scores between 60-69	12-5	BART TORVIK RANKING	
Opponent scores between 70-79	13-9		
Opponent scores between 80-89	5-8		
Opponent scores between 90-99	0-2	<div>49</div>	
Opponent scores 100+	0-0		
Games decided by 3 points or less	5-4		
Games decided by 4-9 points	11-9		
Games decided by 10-19 points	14-11		
Games decided by 20 or more points	14-1		
USF shot 50% or better	24-0		
Opponent shot 50% or better	5-8		
USF outshoots opponent	37-8		
Opponent outshoots USF	7-17		
Teams shot equal FG percentage	0-0		
USF outrebounds opponent	34-3		
Opponent outrebounds USF	8-20		
USF opponent tie in rebounds	2-2		
USF has a positive TO margin	25-8		
USF has a negative TO margin	17-15		
USF opponent tie in TO's	2-2		
No players in double figures	0-0		
One player in double figures	0-2		
Two players in double figures	3-2		
Three players in double figures	13-15		
Four players in double figures	20-6		
Five players in double figures	6-0		
Six or more players in double figures	2-0		
Coming off a win	27-16		
Coming off a loss	15-9		
  		FOLLOW THE DONS: X (@USFDONSMBB) INSTAGRAM (@USFDONSMBB) FACEBOOK (@USFDONSMBB) 	

2024-25 SAN FRANCISCO MEN'S BASKETBALL GAME-BY-GAME LINEUP

Date	Opponent	1	2	3	4	5	Record
Nov. 5	vs. Cal Poly (W, 86-78)	Williams	Riley IV	Thomas	Newbury	Linguard Jr.	1-0
Nov. 9	vs. Boise State						
Nov. 13	vs. Long Beach State						
Nov. 16	vs. Chicago State						
Nov. 21	vs. Memphis						
Nov. 25	vs. Clemson						
Nov. 26	vs. Fordham/Penn State						
Dec. 1	vs. Mercyhurst						
Dec. 5	vs. Saint Louis						
Dec. 11	vs. Stanislaus State						
Dec. 15	vs. Loyola Chicago						
Dec. 18	at Bradley						
Dec. 21	vs. Montana						
Dec. 28	vs. LMU						
Dec. 30	vs. Santa Clara						
Jan. 2	at Pacific						
Jan. 4	at Washington State						
Jan. 9	vs. Portland						
Jan. 11	at Santa Clara						
Jan. 16	at Pepperdine						
Jan. 18	vs. Oregon State						
Jan. 23	at Saint Mary's						
Jan. 25	vs. San Diego						
Feb. 1	vs. Washington State						
Feb. 6	vs. Saint Mary's						
Feb. 8	at LMU						
Feb. 15	at San Diego						
Feb. 20	vs. Pacific						
Feb. 24	at Portland						
Feb. 27	at Oregon State						
Mar. 1	vs. Gonzaga						

2024-25 SAN FRANCISCO MEN'S BASKETBALL GAME-BY-GAME LEADERS

Date	Opponent	Result	Points	Rebounds	Assists	Steals	Blocks
Nov. 5	vs. Cal Poly	W, 86-78	Riley IV - 26	Rivera-Torres - 8	William - 5	Thomas - 5	Newbury - 3
Nov. 9	vs. Boise State						
Nov. 13	vs. Long Beach State						
Nov. 16	vs. Chicago State						
Nov. 21	vs. Memphis						
Nov. 25	vs. Clemson						
Nov. 26	vs. Fordham/Penn State						
Dec. 1	vs. Mercyhurst						
Dec. 5	vs. Saint Louis						
Dec. 11	vs. Stanislaus State						
Dec. 15	vs. Loyola Chicago						
Dec. 18	at Bradley						
Dec. 21	vs. Montana						
Dec. 28	vs. LMU						
Dec. 30	vs. Santa Clara						
Jan. 2	at Pacific						
Jan. 4	at Washington State						
Jan. 9	vs. Portland						
Jan. 11	at Santa Clara						
Jan. 16	at Pepperdine						
Jan. 18	vs. Oregon State						
Jan. 23	at Saint Mary's						
Jan. 25	vs. San Diego						
Feb. 1	vs. Washington State						
Feb. 6	vs. Saint Mary's						
Feb. 8	at LMU						
Feb. 15	at San Diego						
Feb. 20	vs. Pacific						
Feb. 24	at Portland						
Feb. 27	at Oregon State						
Mar. 1	vs. Gonzaga						



SAN FRANCISCO TEAM**WON AT HOME** -- November 5, 2024 vs. Cal Poly (86-78)**LOST AT HOME** -- February 29, 2024 vs. Gonzaga (86-68)**WON ON THE ROAD** -- February 17, 2024 at LMU (82-59)**LOST ON THE ROAD** -- March 20, 2024 at Cincinnati (73-72)**WON AT A NEUTRAL SITE** -- March 9, 2024 vs. Portland (72-51)**LOST AT A NEUTRAL SITE** -- March, 11 2024 vs. Gonzaga (89-77)**WON IN OVERTIME** -- January 4, 2024 at Pacific (92-88 OT)**LOST IN OVERTIME** -- March 17, 2022 vs. Murray State - NCAA Tournament First Round (92-87 2OT)**PLAYED AN OVERTIME GAME AT HOME** -- February 22, 2020 vs. Pepperdine (W, 63-61 OT)**PLAYED AN OVERTIME GAME ON THE ROAD** -- January 4, 2024 at Pacific (92-88 OT)**PLAYED AN OVERTIME GAME AT A NEUTRAL SITE** -- March 4, 2023 vs. Santa Clara - WCC Tournament (93-87 2OT)**PLAYED A MULTIPLE OVERTIME GAME** -- March 4, 2023 vs. Santa Clara - WCC Tournament (93-87 2OT)**PLAYED ON CONSECUTIVE DAYS** -- March 3 + 4, 2023 vs. Pacific (W, 80-63) and vs. Santa Clara (W, 93-87, 2OT)**SCORED 100 OR MORE POINTS** -- November 6, 2023 vs. Bethesda (W, 128-59) (128)**SCORED 90-99 POINTS** -- February 24, 2024 vs. Pepperdine (92)**SCORED 80-89 POINTS** -- November 5, 2024 vs. Cal Poly (86)**SCORED 70-79 POINTS** -- March, 17, 2024 at Cincinnati (73)**SHOT OVER 60% FROM THE FIELD** -- December 30, 2023 vs. Mississippi Valley State (60.7% / 37-61)**SHOT OVER 50% FROM THE FIELD** -- March 9, 2024 vs. Portland (52.8% / (28-53))**SHOT LESS THAN 30% FROM THE FIELD** -- Feb. 8, 2022 vs. Portland (29.6%, / (21-71))**HAD FIVE PLAYERS SCORE IN DOUBLE FIGURES** -- February 1, 2024 vs. San Diego (Jonathan Mogbo - 21, Marcus Williams - 19, Malik Thomas - 14, Ndewedo Newbury - 12, Ryan Beasley - 10)**HAD SIX PLAYERS SCORE IN DOUBLE FIGURES** -- February 24, 2024 vs. Pepperdine (Ndewedo Newbury - 19, Jonathan Mogbo - 14, Marcus Williams - 12, Mike Sharavjants - 12, Malik Thomas - 11, Ryan Beasley - 10)**HAD TWO PLAYERS WITH 20 OR MORE POINTS** -- November 5, 2024 vs. LMU -- Tyrone Riley IV (26) and Malik Thomas (23)**HAD TWO PLAYERS WITH A DOUBLE-DOUBLE** -- February 1, 2024 vs. San Diego -- Jonathan Mogbo (21 points, 10 rebounds) and Marcus Williams (19 points, 10 assists)**SAN FRANCISCO INDIVIDUAL****SCORED 25-29 POINTS** -- November 5, 2024 vs. Cal Poly -- Tyrone Riley IV - 26**SCORED 30-39 POINTS** -- January 4, 2024 at Pacific -- Jonathan Mogbo - 30**RECORD 15+ REBOUNDS** -- January 4, 2024 at Pacific -- Jonathan Mogbo - 18**RECORD 5+ STEALS** -- November 5, 2024 vs. Cal Poly -- Malik Thomas - 5**RECORD 10+ ASSISTS** -- February 1, 2024 vs. San Diego -- Marcus Williams - 10**RECORD 5+ BLOCKED SHOTS** -- N/A**RECORD A TRIPLE DOUBLE** -- N/A**FOULED OUT OF A GAME** -- February 24, 2024 vs. Pepperdine -- Jonathan Mogbo**SAN FRANCISCO OPPONENT****SCORED 100 OR MORE POINTS**
February 3, 2021 at Gonzaga (100)**SCORED 90-99 POINTS**
January 12, 2023 at Portland (92)**SCORED 80-89 POINTS**
March 11, 2024 vs. Gonzaga (89)**SCORED 70-79 POINTS**
November 5, 2024 vs. Cal Poly (78)

THE TRADITION

Naismith Hall of Fame Members

Bill Russell • K.C. Jones • Pete Newell • Phil Woolpert

National Players of the Year

Bill Russell (1955, '56)

National Coaches of the Year

Phil Woolpert (1955, '56) • Bob Gaillard (1977)

WCC Players of the Year

Bill Russell (1955, '56) • Mike Farmer (1957, '58) • Ollie Johnson (1964, '65)
• Bill Cartwright (1977, '78, '79) • Quintin Dailey (1981, '82) • Kenyon Jones (2000)

All-Americans

Ray Maloney (1929) • Rene Barielles (1930) • Bill Russell (1955, '56)
• KC Jones (1956) • Mike Farmer (1958) • Gene Brown (1958) • Ollie Johnson (1965) •
Phil Smith (1974) • Bill Cartwright (1977, '78, '79) • Winford Boynes (1977, '78) • James
Hardy (1977) • Quintin Dailey (1982) • Wallace Bryant (1982)

Olympians

Jimmy Needles, Head Coach (1936) • K.C. Jones, Bill Russell (1956)
• Pete Newell, Head Coach (1960)

WCC Coaches of the Year

Phil Woolpert (1955, '56, '57, '58) • Pete Peletta (1963, '64, '65) • Bob
Gaillard (1972, '77) • Dan Belluomini (1979) • Pete Barry (1981) • Rex
Walters (2014)

NBA Championships

Joe McNamee, Rochester (1951) • Bill Russell, Boston Player (1957,
'59, '60, '61, '62, '63, '64, '65, '66); Boston Head Coach (1968, '69) •
K.C. Jones, Boston (Player - 1959, '60, '61, '62, '63, '64, '65, '66);
Los Angeles Assistant Coach (1971); Boston Head Coach (1981) •
Phil Smith, Golden State (1975) • Eric Fernsten, Boston (1981) • Bill
Cartwright, Chicago Player (1991, '92, '93); Chicago Assistant Coach
(1997, '98)

NBA Head Coaches

Jim Brovelli, Washington (1999) • Bill Cartwright, Chicago (2001-02)
• Mike Farmer, Baltimore (1966) • K.C. Jones, Washington (1973-76);
Boston (1983-88); Seattle (1990-92) • Bill Russell, Boston (1966-69);
Seattle (1973-77); Sacramento (1987-88) • Fred Scolari, Baltimore (1951-52).

Retired Numbers

4 • K.C. Jones • 6 • Bill Russell • 17 • Mike Farmer • 20 • Phil Smith •
24 • Bill Cartwright • 31 • Joe Ellis • 32 • Ollie Johnson

DONS IN THE NBA DRAFT

Name	Team	Year	Round	Overall Pick
Abel Rodriguez	Washington Capitals	1947	4	40th
Paul Napolitano	St. Louis Bombers	1947	6	56th
Joe McNamee	Rochester Royals	1950	1	10th
Don Lofgran	Syracuse Nationals	1950	1	12th
Bill Russell	St. Louis Hawks	1956	1	3rd
K.C. Jones	Boston Celtics	1956	2	14th
Carl Boldt	Detroit Pistons	1957	7	50th
Mike Farmer	New York Knicks	1958	1	3rd
Gene Brown	Boston Celtics	1958	5	39th
Dave Lee	San Francisco Warriors	1964	7	59th
Ollie Johnson	Boston Celtics	1965	1	7th
Joe Ellis	San Francisco Warriors	1966	2	13th
Erwin Mueller	Chicago Bulls	1966	2	20th
Russ Gumina	Boston Celtics	1966	8	76th
Art Wilmore	San Francisco Warriors	1968	9	113th
Dennis Black	Baltimore Bullets	1968	16	192nd
Pete Cross	Seattle Supersonics	1970	2	23rd
John Burks	Golden State Warriors	1972	8	126th
Byron Jones	Boston Celtics	1973	5	86th
Mike Quick	Kansas City-Omaha Kings	1973	6	93rd
Phil Smith	Golden State Warriors	1974	2	29th
Kevin Restani	Cleveland Cavaliers	1974	3	39th
Eric Fernsten	Cleveland Cavaliers	1975	4	62nd
Tony Styles	Golden State Warriors	1975	15	106th
Howard Smith	Golden State Warriors	1976	9	157th
Marlon Redmond	Golden State Warriors	1977	3	80th
James Hardy	New Orleans Jazz	1978	1	11th
Winford Boynes	New Jersey Nets	1978	1	13th
Doug Jemison	New Jersey Nets	1978	7	132nd
Chubby Cox	Chicago Bulls	1978	8	159th
Bill Cartwright	New York Knicks	1979	1	3rd
Billy Reid	Indiana Pacers	1979	5	98th
Billy Reid	Golden State Warriors	1980	9	182nd
Quintin Dailey	Chicago Bulls	1982	1	7th
Wallace Bryant	Chicago Bulls	1982	2	30th
John Hegwood	San Diego Clippers	1982	9	186th
Jonathan Mogbo	Toronto Raptors	2024	2	31st

SAN FRANCISCO NCAA TOURNAMENT HISTORY

Year	Seed	Round	Opponent	Result
1955	n/a	First Round	West Texas State	W, 89-66
		Sweet Sixteen	Utah	W, 78-59
		Elite Eight	Oregon State	W, 57-56
		Final Four	Colorado	W, 62-50
		National Championship	La Salle	W, 77-63
1956	n/a	Sweet Sixteen	UCLA	W, 72-61
		Elite Eight	Utah	W, 92-77
		Final Four	SMU	W, 86-68
		National Championship	Iowa	W, 83-71
1957	n/a	Sweet Sixteen	Idaho State	W, 66-51
		Elite Eight	California	W, 50-46
		Final Four	Kansas	L, 56-80
		Third Place Game	Michigan State	W, 67-60
1958	n/a	Sweet Sixteen	Seattle	L, 67-69
		Regional Third Place Game	Idaho State	W, 57-51
1963	n/a	Sweet Sixteen	Oregon State	L, 61-65
		Regional Third Place Game	UCLA	W, 76-75
1964	n/a	Sweet Sixteen	Utah State	W, 64-58
		Elite Eight	UCLA	L, 72-76
1965	n/a	Sweet Sixteen	Oklahoma City	W, 91-67
		Elite Eight	UCLA	L, 93-101
1972	n/a	Sweet Sixteen	Long Beach State	L, 55-75
		Regional Third Place Game	Weber State	W, 74-64
1973	n/a	Sweet Sixteen	Long Beach State	W, 77-67
		Elite Eight	UCLA	L, 39-54
1974	n/a	Sweet Sixteen	New Mexico	W, 64-61
		Elite Eight	UCLA	L, 80-83
1977	n/a	First Round	UNLV	L, 95-121
1978	n/a	First Round	North Carolina	W, 68-64
		Sweet Sixteen	Cal State Fullerton	L, 72-75
1979	4	Second Round	(5) BYU	W, 86-63
		Sweet Sixteen	(1) UCLA	L, 81-99
1981	9	First Round	(8) Kansas State	L, 60-64
1982	9	First Round	(8) Boston College	L, 66-70
1998	14	First Round	(3) Utah	L, 68-85
2022	10	First Round	(7) Murray State	L, 87-92



SAN FRANCISCO MEN'S BASKETBALL WCC TOURNAMENT HISTORY

Yr	Round	USF Seed	Opp. Seed	Opponent	W/L	Score	Site	High Scorer	High Rebounder
2024	Quarters	3	6	Portland	W	72-51	Orleans Arena - Las Vegas, Nev.	16. Marcus Williams	8. Jonathan Mogbo
	Semis	3	2	#17/15 Gonzaga	L	89-77	Orleans Arena - Las Vegas, Nev.	22. Malik Thomas	9. Jonathan Mogbo
2023	Second	6	7	Pacific	W	80-63	Orleans Arena - Las Vegas, Nev.	25. Tyrell Roberts	8. two players
	Quarters	6	3	Santa Clara	W	93-87 (2OT)	Orleans Arena - Las Vegas, Nev.	38. Khalil Shabazz	9. Isaiah Hawthorne
	Semis	6	2	#9/8 Gonzaga	L	84-73	Orleans Arena - Las Vegas, Nev.	26. Khalil Shabazz	7. two players
2022	Second	4	5	BYU	W	75-63	Orleans Arena - Las Vegas, Nev.	22. Khalil Shabazz	9. Yauhen Massalski
	Semis	4	1	#1/1 Gonzaga	L	81-71	Orleans Arena - Las Vegas, Nev.	27. Khalil Shabazz	8. Julian Rishwain
2021	First	8	9	San Diego	W	67-51	Orleans Arena - Las Vegas, Nev.	18. Jamaree Bouyea	9. Dmitry Ryuny
	Second	8	5	LMU	L	70-66	Orleans Arena - Las Vegas, Nev.	19. Dmitry Ryuny	6. Jamaree Bouyea
2020	Second	5	8	LMU	W	82-53	Orleans Arena - Las Vegas, Nev.	16. Charles Minlend	10. Jimbo Lull
	Quarters	5	4	Pacific	W	72-54	Orleans Arena - Las Vegas, Nev.	21. Charles Minlend	8. Remu Raitanen
	Semis	5	1	Gonzaga	L	77-81	Orleans Arena - Las Vegas, Nev.	19. Charles Minlend	8. Remu Raitanen
2019	Quarters	4	8	Pepperdine	L	72-89	Orleans Arena - Las Vegas, Nev.	17. Charles Minlend	8. Matt McCarthy
2018	Quarters	4	5	Pacific	W	71-70 (OT)	Orleans Arena - Las Vegas, Nev.	20. Jordan Ratinho	9. Nate Renfro
	Semis	4	1	Gonzaga	L	88-60	Orleans Arena - Las Vegas, Nev.	15. Nate Renfro	6. Nate Renfro
2017	Quarters	5	4	Santa Clara	L	76-69	Orleans Arena - Las Vegas, Nev.	33. Ronnie Boyce III	5. three players
2016	Quarters	5	4	Pepperdine	L	90-68	Orleans Arena - Las Vegas, Nev.	33. Devin Watson	5. three players
2015	First	8	9	Pacific	W	62-58	Orleans Arena - Las Vegas, Nev.	14. two players	10. Matt Glover
	Quarters	8	1	Gonzaga	L	81-72	Orleans Arena - Las Vegas, Nev.	21. two players	10. Tim Derksen
2014	Quarters	3	6	San Diego	W	69-60	Orleans Arena - Las Vegas, Nev.	19. Avry Holmes	8. Cole Dickerson
	Semis	3	2	BYU	L	79-77	Orleans Arena - Las Vegas, Nev.	20. Cole Dickerson	10. Cole Dickerson
2013	Second	5	9	LMU	L	61-60 (OT)	Orleans Arena - Las Vegas, Nev.	23. Cole Dickerson	18. Cole Dickerson
2012	Second	5	8	Portland	W	84-62	Orleans Arena - Las Vegas, Nev.	19. two players	10. Cole Dickerson
	Quarters	5	4	LMU	W	67-60	Orleans Arena - Las Vegas, Nev.	19. Michael Williams	9. Perris Blackwell
	Semis	5	1	Saint Mary's	L	83-78	Orleans Arena - Las Vegas, Nev.	28. Cody Doolin	7. Angelo Caloiaro
2011	Quarters	3	6	Pepperdine	W	76-59	Orleans Arena - Las Vegas, Nev.	23. Rashad Green	10. Rashad Green
	Semis	3	2	Gonzaga	L	71-67	Orleans Arena - Las Vegas, Nev.	21. Michael Williams	6. Angelo Caloiaro
2010	Quarters	4	5	LMU	L	84-76	Orleans Arena - Las Vegas, Nev.	20. Kwame Vaughn	9. Dior Lowhorn
2009	First	7	6	Pepperdine	L	93-85	Orleans Arena - Las Vegas, Nev.	32. Dior Lowhorn	9. Blake Wallace
2008	First	5	8	LMU	W	79-60	Jenny Craig Pavilion - San Diego, Calif.	26. Dior Lowhorn	9. Dior Lowhorn
	Quarters	5	4	Santa Clara	L	51-50	Jenny Craig Pavilion - San Diego, Calif.	17. Vince Polakovic	9. Hyman Taylor
2007	Quarters	4	5	San Diego	L	77-75	Chiles Center - Portland, Ore.	16. Manny Quezada	8. Alan Wiggins, Jr.
2006	Quarters	4	5	San Diego	L	62-59	McCarthy Athletic Center - Spokane, Wash.	12. Alan Wiggins, Jr.	8. two players
2005	First	6	7	Portland	W	65-60	Leavey Center - Santa Clara, Calif.	22. Tyrone Riley	8. Tyrone Riley
	Quarters	6	3	Santa Clara	L	67-60	Leavey Center - Santa Clara, Calif.	18. Tyrone Riley	10. Alan Wiggins, Jr.
2004	Quarters	4	5	Santa Clara	L	81-75	Leavey Center - Santa Clara, Calif.	27. James Bayless	8. two players
2003	Quarters	3	7	LMU	W	70-56	Jenny Craig Pavilion - San Diego, Calif.	26. Darrel Tucker	11. Darrel Tucker
	Quarters	3	2	San Diego	L	72-63	Jenny Craig Pavilion - San Diego, Calif.	16. Shamell Stallworth	6. Darrel Tucker
2002	First	4	5	San Diego	L	69-67	Jenny Craig Pavilion - San Diego, Calif.	28. Shamell Stallworth	10. Shamell Stallworth
2001	First	5	4	San Diego	L	62-42	Jenny Craig Pavilion - San Diego, Calif.	--	14. Ali Thomas
2000	First	5	4	Santa Clara	L	63-48	Toso Pavilion - Santa Clara, Calif.	8. three players	8. two players
1999	First	7	2	Pepperdine	L	67-65	Toso Pavilion - Santa Clara, Calif.	20. Gerald Zimmerman	13. Terrence Moore
1998	First	5	4	Saint Mary's	W	83-66	Toso Pavilion - Santa Clara, Calif.	21. M.J. Nodilo	9. Damian Cantrell
	Semis	5	3	Santa Clara	W	86-83	Toso Pavilion - Santa Clara, Calif.	23. Hakeem Ward	7. Hakeem Ward
	Champ	5	1	Gonzaga	W	80-67	Toso Pavilion - Santa Clara, Calif.	18. Ra'oof Sadat	11. Damian Cantrell
1997	First	3	6	Portland	W	78-66	Chiles Center - Portland, Ore.	30. Hakeem Ward	13. Hakeem Ward
	Semis	3	4	San Diego	W	64-61	Chiles Center - Portland, Ore.	23. Gerald Zimmerman	9. Gerald Zimmerman
	Champ	3	2	Saint Mary's	L	66-59	Chiles Center - Portland, Ore.	16. John Duggan	7. Damian Cantrell
1996	First	4	5	Portland	L	78-72	Toso Pavilion - Santa Clara, Calif.	25. John Duggan	7. three players
1995	First	6	3	Saint Mary's	L	72-41	Toso Pavilion - Santa Clara, Calif.	12. Gerald Walker	8. Tyrone Paul
1994	First	3	6	Santa Clara	W	76-34	Toso Pavilion - Santa Clara, Calif.	25. Gerald Walker	13. Kent Bennett
	Semis	3	2	Pepperdine	L	82-79	Toso Pavilion - Santa Clara, Calif.	21. Orlando Smart	8. Kent Bennett
1993	First	4	5	San Diego	W	96-93 (OT)	War Memorial Gym - San Francisco	25. Orlando Smart	8. two players
	Semis	4	1	Pepperdine	L	88-67	War Memorial Gym - San Francisco	16. Orlando Smart	7. Gerald Walker
1992	First	6	3	LMU	W	100-65	Chiles Center - Portland, Ore.	29. Tomas Thompson	20. Darryl Johnson
	Semis	6	1	Pepperdine	L	67-65	Chiles Center - Portland, Ore.	20. Tomas Thompson	11. Darryl Johnson
1991	First	7	2	LMU	W	101-93	Toso Pavilion - Santa Clara, Calif.	45. Tim Owens	11. Darryl Johnson
	Semis	7	1	Pepperdine	L	65-56	Toso Pavilion - Santa Clara, Calif.	14. two players	8. Darryl Johnson
1990	First	6	3	San Diego	L	80-74	Gersten Pavilion - Los Angeles, Calif.	23. Joel DeBortoli	6. Scott McWhorter

All-WCC Tournament Selections

Damian Cantrell	1998
Kent Bennett	1994
Cole Dickerson	2014
Cody Doolin	2012
M.J. Nodilo	1998
Khalil Shabazz	2022
Orlando Smart	1993
Tomas Thompson	1992
Hakeem Ward	1997, *1998
Michael Williams	2011
Gerald Zimmerman	1997

*WCC Tournament Most Outstanding Player

USF was WCC Tournament champions in 1998 as the No. 5 Seed.

Miscellaneous Records

As a #1 Seed	0-0
As a #2 Seed	0-0
As a #3 Seed	7-6
As a #4 Seed	3-10
As a #5 Seed	8-8
As a #6 Seed	4-5
As a #7 Seed	1-3
As a #8 Seed	2-2
Vs. #1 Seed	1-8
Vs. #2 Seed	1-8
Vs. #3 Seed	3-3
Vs. #4 Seed	4-5
Vs. #5 Seed	3-7
Vs. #6 Seed	5-1
Vs. #7 Seed	3-0
Vs. #8 Seed	3-1
Vs. #9 Seed	2-1

Miscellaneous Records

Vs. BYU	1-1
Vs. Gonzaga	1-7
Vs. LMU	6-3
Vs. Pacific	4-0
Vs. Pepperdine	1-8
Vs. Portland	4-1
Vs. Saint Mary's	1-3
Vs. San Diego	4-6
Vs. Santa Clara	3-5

Miscellaneous Records

In the First Round	10-8
In the Second Round	4-2
In the Quarterfinals	8-11
In the Semifinals	2-20
In the Finals	1-1
Overall	25-34
In Las Vegas	13-16
In Portland	3-3
In Santa Clara	6-8
In San Diego	2-4
In Los Angeles	0-1
In Spokane	0-1
In San Francisco	1-1
Under Gerlufsen	3-2
Overtime Games	3-1





2024-25 HIGHLIGHTS:

SEASON HIGHS

Points	-
Rebounds	-
Assists	-
Steals	-
Blocks	-
Field Goals	-
3-Pointers	-
Free Throws	-
Minutes	-

CAREER HIGHS

-	Points	20	vs. Purdue Fort Wayne (11/22/23)
-	Rebounds	6	vs. Gonzaga (2/29/24)
-	Assists	6	vs. Pacific (2/3/24)
-	Steals	5	vs. Minnesota (11/26/23)
-	Blocks	2	at Santa Clara (3/2/24)
-	Field Goals	7	vs. Saint Mary's (1/20/24)
-	3-Pointers	4	vs. Purdue Fort Wayne (11/22/23)
-	Free Throws	8	vs. Santa Clara (2/10/24)
-	Minutes	33	at Santa Clara (3/2/24)

CAREER YEAR-BY-YEAR STATISTICS

Year	GP	GS	Min	Avg	FG	FGA	Pct	3FG	3FGA	Pct	FT	FTA	Pct	Off	Def	Tot	Avg	PF	F0	Ast	TO	Blk	Stl	Pts	Avg
2023-24	30	0	669	22.3	70	177	.395	34	96	.354	61	71	.859	18	55	73	2.4	51	0	49	25	6	37	235	7.8
2024-25	-	-	-	-	-	-	-	-	-	-	-	-	-	-	-	-	-	-	-	-	-	-	-	-	-

Totals (USF) 30 0 669 22.3 70 177 .395 34 96 .354 61 71 .859 18 55 73 2.4 51 0 49 25 6 37 235 7.8



2024-25 HIGHLIGHTS:

SEASON HIGHS

Points	23
Rebounds	4
Assists	3
Steals	5
Blocks	-
Field Goals	6
3-Pointers	1
Free Throws	10
Minutes	37

CAREER HIGHS

vs. Cal Poly (11/5/24)	Points	31	at Cincinnati (3/20/24)
vs. Cal Poly (11/5/24)	Rebounds	7	vs. Seattle U (12/13/23)
vs. Cal Poly (11/5/24)	Assists	4	at Portland (1/27/24)
vs. Cal Poly (11/5/24)	Steals	5	vs. Cal Poly (11/5/24)
-	Blocks	-	-
vs. Cal Poly (11/5/24)	Field Goals	11	at Cincinnati (3/20/24)
vs. Cal Poly (11/5/24)	3-Pointers	5 (2x)	Last: at Cincinnati (3/20/24)
vs. Cal Poly (11/5/24)	Free Throws	10	vs. Cal Poly (11/5/24)
vs. Cal Poly (11/5/24)	Minutes	37 (2x)	Last vs. Cal Poly (11/5/24)

CAREER YEAR-BY-YEAR STATISTICS

Year	GP	GS	Min	Avg	FG	FGA	Pct	3FG	3FGA	Pct	FT	FTA	Pct	Off	Def	Tot	Avg	PF	F0	Ast	TO	Blk	Stl	Pts	Avg
*2021-22	9	0	18	2.0	1	6	.167	0	2	.000	1	2	.500	0	1	1	0.1	3	0	1	3	0	1	3	0.3
*2022-23	24	0	201	8.4	20	58	.345	5	18	.278	12	17	.706	8	19	27	1.1	24	0	7	14	0	10	57	2.4
2023-24	33	21	764	23.2	137	289	.474	48	120	.400	87	101	.861	20	68	88	2.7	70	1	18	31	0	28	409	12.4
2024-25	-	-	-	-	-	-	-	-	-	-	-	-	-	-	-	-	-	-	-	-	-	-	-	-	-

Totals (USF) 33 21 764 23.2 137 289 .474 48 120 .400 87 101 .861 20 68 88 2.7 70 1 18 31 0 28 409 12.4

*Played 2021-22 and 2022-23 seasons at Southern California



CARLTON LINGUARD JR.

GRADUATE STUDENT | CENTER | SAN ANTONIO, TEXAS. | UTSA/KANSAS STATE



SEASON HIGHS

Points	4
Rebounds	6
Assists	-
Steals	1
Blocks	1
Field Goals	2
3-Pointers	-
Free Throws	-
Minutes	16

CAREER HIGHS

vs. Cal Poly (11/5/24)	Points	31	vs. Tulane (1/24/24)
vs. Cal Poly (11/5/24)	Rebounds	15	at Temple (3/13/24)
-	Assists	3 (2x)	Last: at Memphis (11/20/23)
vs. Cal Poly (11/5/24)	Steals	2	at Houston Christian (11/20/23)
vs. Cal Poly (11/5/24)	Blocks	5	vs. Army (12/21/23)
vs. Cal Poly (11/5/24)	Field Goals	10	vs. Tulane (1/24/24)
-	3-Pointers	6	vs. Tulane (1/24/24)
-	Free Throws	9	vs. UIW (11/25/23)
vs. Cal Poly (11/5/24)	Minutes	37	at Rice (1/6/24)

2024-25 HIGHLIGHTS:

CAREER YEAR-BY-YEAR STATISTICS

Year	GP	GS	Min	Avg	FG	FGA	Pct	3FG	3FGA	Pct	FT	FTA	Pct	Off	Def	Tot	Avg	PF	F0	Ast	TO	Blk	Stl	Pts	Avg
*2020-21	17	0	112	6.6	16	35	.457	4	11	.364	2	4	.500	7	15	22	1.3	12	-	3	5	2	2	38	2.2
*2021-22	15	2	121	8.1	7	19	.368	0	4	.000	6	11	.545	10	9	19	1.3	14	0	0	3	6	2	20	1.3
*2022-23	-	-	-	-	-	-	-	-	-	-	-	-	-	-	-	-	-	-	-	-	-	-	-	-	-
*2023-24	32	27	811	25.3	109	261	.418	38	124	.306	42	53	.792	89	108	197	6.2	91	0	24	25	49	7	811	9.3
2024-25	-	-	-	-	-	-	-	-	-	-	-	-	-	-	-	-	-	-	-	-	-	-	-	-	-

Totals (USF) -

*Played 2020-21 and 2021-22 seasons at Kansas State and 2022-23 and 2023-24 seasons at UTSA

Did not compete in 2022-23 season due to injury



SEASON HIGHS

Points	26
Rebounds	2
Assists	-
Steals	1
Blocks	-
Field Goals	10
3-Pointers	3
Free Throws	3
Minutes	27

CAREER HIGHS

vs. Cal Poly (11/5/24)	Points	26	vs. Cal Poly (11/5/24)
vs. Cal Poly (11/5/24)	Rebounds	2	vs. Cal Poly (11/5/24)
-	Assists	-	-
vs. Cal Poly (11/5/24)	Steals	1	vs. Cal Poly (11/5/24)
-	Blocks	-	-
vs. Cal Poly (11/5/24)	Field Goals	10	vs. Cal Poly (11/5/24)
-vs. Cal Poly (11/5/24)	3-Pointers	3	-vs. Cal Poly (11/5/24)
vs. Cal Poly (11/5/24)	Free Throws	3	vs. Cal Poly (11/5/24)
vs. Cal Poly (11/5/24)	Minutes	27	vs. Cal Poly (11/5/24)

2024-25 HIGHLIGHTS:

CAREER YEAR-BY-YEAR STATISTICS

Year	GP	GS	Min	Avg	FG	FGA	Pct	3FG	3FGA	Pct	FT	FTA	Pct	Off	Def	Tot	Avg	PF	F0	Ast	TO	Blk	Stl	Pts	Avg
2024-25	-	-	-	-	-	-	-	-	-	-	-	-	-	-	-	-	-	-	-	-	-	-	-	-	-

Totals (USF) -



FOLLOW THE DONS: X (@USFDONSMBB) | INSTAGRAM (@USFDONSMBB) | FACEBOOK (@USFDONSMBB)





SABA GIGIBERIA

SENIOR | CENTER | TBILISI, GEORGIA | GEORGIA TECH

SEASON HIGHS

Points	-
Rebounds	-
Assists	-
Steals	-
Blocks	-
Field Goals	-
3-Pointers	-
Free Throws	-
Minutes	-

CAREER HIGHS

-	Points	16	vs. Hartford (12/22/22)
-	Rebounds	8	vs. Cal Poly (11/10/22)
-	Assists	3 (3x)	Last: vs. Arizona State (12/21/22)
-	Steals	2 (3x)	Last: vs. BYU (1/21/23)
-	Blocks	3	vs. Cal Poly (11/10/22)
-	Field Goals	8	vs. Hartford (12/22/22)
-	3-Pointers	2	vs. Hartford (12/22/22)
-	Free Throws	3 (2x)	Last: vs. Santa Clara (3/4/23)
-	Minutes	19	vs. Cal Poly (11/10/22)

2024-25 HIGHLIGHTS:

CAREER YEAR-BY-YEAR STATISTICS

Year	GP	GS	Min	Avg	FG	FGA	Pct	3FG	3FGA	Pct	FT	FTA	Pct	Off	Def	Tot	Avg	PF	F0	Ast	TO	Blk	Stl	Pts	Avg	
*2020-21	9	0	32	3.6	4	11	.364	1	2	.500	0	1	.000	4	10	14	1.6	10	0	2	2	0	0	9	1.0	
*2021-22	15	1	117	7.8	16	33	.485	0	0	.000	6	10	.600	12	23	35	2.3	21	0	11	11	6	5	38	2.5	
2022-23	31	12	304	9.8	52	104	.500	3	12	.250	26	46	.565	33	68	101	3.3	51	0	20	42	18	14	133	4.3	
2023-24	-	-	-	-	-	-	-	-	-	-	-	-	-	-	-	-	-	-	-	-	-	-	-	-	-	
2024-25	-	-	-	-	-	-	-	-	-	-	-	-	-	-	-	-	-	-	-	-	-	-	-	-	-	
Totals (USF)	31	12	304	9.8	52	104	.500	3	12	.250	26	46	.565	33	68	101	3.3	51	0	20	42	18	14	133	4.3	
*Played 2020-21 and 2021-22 seasons at Georgia Tech																										
Did not compete in 2023-24 season due to injury																										



JAMES O'DONNELL

FRESHMAN | FORWARD | SYDNEY, AUSTRALIA | CENTRE OF EXCELLENCE

SEASON HIGHS

Points	4
Rebounds	3
Assists	-
Steals	-
Blocks	-
Field Goals	1
3-Pointers	-
Free Throws	2
Minutes	14

CAREER HIGHS

vs. Cal Poly (11/5/24)	Points	4	vs. Cal Poly (11/5/24)
vs. Cal Poly (11/5/24)	Rebounds	3	vs. Cal Poly (11/5/24)
-	Assists	-	-
-	Steals	-	-
-	Blocks	-	-
vs. Cal Poly (11/5/24)	Field Goals	1	vs. Cal Poly (11/5/24)
-	3-Pointers	-	-
vs. Cal Poly (11/5/24)	Free Throws	2	vs. Cal Poly (11/5/24)
vs. Cal Poly (11/5/24)	Minutes	14	vs. Cal Poly (11/5/24)

2024-25 HIGHLIGHTS:

CAREER YEAR-BY-YEAR STATISTICS

Year	GP	GS	Min	Avg	FG	FGA	Pct	3FG	3FGA	Pct	FT	FTA	Pct	Off	Def	Tot	Avg	PF	FO	Ast	TO	Blk	Stl	Pts	Avg
2024-25	-	-	-	-	-	-	-	-	-	-	-	-	-	-	-	-	-	-	-	-	-	-	-	-	-
Totals (USF)	-	-	-	-	-	-	-	-	-	-	-	-	-	-	-	-	-	-	-	-	-	-	-	-	-





Points	-
Rebounds	-
Assists	-
Steals	-
Blocks	-
Field Goals	-
3-Pointers	-
Free Throws	-
Minutes	-

[illegible]

-	Points	12 (2x)	Last: at California (1/6/23)
-	Rebounds	5	vs. Iona (11/21/23)
-	Assists	5	vs. Cal St. Dom. Hills (12/19/23)
-	Steals	3 (2x)	Last: at Southern California (1/27/22)
-	Blocks	1 (7x)	Last: vs. UC Santa Barbara (3/7/24)
-	Field Goals	5 (2x)	Last: vs. Utah (12/31/22)
-	3-Pointers	2 (3x)	Last: vs. Iona (11/21/23)
-	Free Throws	4	at California (1/6/23)
-	Minutes	26	at DePaul (11/11/23)



Points	0
Rebounds	1
Assists	-
Steals	-
Blocks	-
Field Goals	0
3-Pointers	0
Free Throws	-
Minutes	15

vs. Cal Poly (11/5/24)	Points	25	at Eastern Washington (2/18/21)
vs. Cal Poly (11/5/24)	Rebounds	10	vs. Boston University (11/28/22)
-	Assists	5 (3x)	Last: vs. Cal Maritime (11/9/22)
-	Steals	3 (4x)	Last: vs. CSU Bakersfield (1/7/23)
-	Blocks	2	vs. Portland State (2/12/22)
vs. Cal Poly (11/5/24)	Field Goals	9	at Eastern Washington (2/18/21)
vs. Cal Poly (11/5/24)	3-Pointers	6	vs. Portland State (2/12/22)
-	Free Throws	10	at Sacramento State (1/21/21)
vs. Cal Poly (11/5/24)	Minutes	39 (2x)	Last: vs. Portland State (2/12/22)

[illegible]



14

2024-25 HIGHLIGHTS:

SEASON HIGHS

Points	3
Rebounds	1
Assists	-
Steals	-
Blocks	1
Field Goals	1
3-Pointers	1
Free Throws	-
Minutes	9

vs. Cal Poly (11/5/24)
vs. Cal Poly (11/5/24)
-
-
vs. Cal Poly (11/5/24)
vs. Cal Poly (11/5/24)
vs. Cal Poly (11/5/24)
-
vs. Cal Poly (11/5/24)

CAREER HIGHS

Points	3
Rebounds	1
Assists	-
Steals	-
Blocks	1
Field Goals	1
3-Pointers	1
Free Throws	-
Minutes	9

vs. Cal Poly (11/5/24)
vs. Cal Poly (11/5/24)
-
-
vs. Cal Poly (11/5/24)
vs. Cal Poly (11/5/24)
vs. Cal Poly (11/5/24)
-
vs. Cal Poly (11/5/24)

CAREER YEAR-BY-YEAR STATISTICS

Year	GP	GS	Min	Avg	FG	FGA	Pct	3FG	3FGA	Pct	FT	FTA	Pct	Off	Def	Tot	Avg	PF	F0	Ast	TO	Blk	Stl	Pts	Avg
2024-25	-	-	-	-	-	-	-	-	-	-	-	-	-	-	-	-	-	-	-	-	-	-	-	-	-
Totals (USF)	-	-	-	-	-	-	-	-	-	-	-	-	-	-	-	-	-	-	-	-	-	-	-	-	-



21

2024-25 HIGHLIGHTS:

SEASON HIGHS

Points	6
Rebounds	4
Assists	4
Steals	2
Blocks	3
Field Goals	2
3-Pointers	-
Free Throws	2
Minutes	29

vs. Cal Poly (11/5/24)
vs. Cal Poly (11/5/24)
vs. Cal Poly (11/5/24)
vs. Cal Poly (11/5/24)
vs. Cal Poly (11/5/24)
vs. Cal Poly (11/5/24)
-
vs. Cal Poly (11/5/24)

CAREER HIGHS

Points	22 (2x)
Rebounds	11
Assists	5
Steals	3 (2x)
Blocks	3 (6x)
Field Goals	9
3-Pointers	6
Free Throws	5
Minutes	40

Last: at Portland (1/27/24)
vs. Pacific (1/19/23)
vs. Northern Arizona (12/20/23)
Last: at Portland (1/27/24)
Last: vs. Cal Poly (11/5/24)
vs. Pepperdine (2/24/23)
vs. Portland (1/13/24)
at BYU (2/25/23)
vs. Santa Clara (3/4/23)

CAREER YEAR-BY-YEAR STATISTICS

Year	GP	GS	Min	Avg	FG	FGA	Pct	3FG	3FGA	Pct	FT	FTA	Pct	Off	Def	Tot	Avg	PF	F0	Ast	TO	Blk	Stl	Pts	Avg
2021-22	11	0	23	2.1	6	6	1.000	1	1	1.000	6	9	.667	2	3	5	0.5	0	0	1	3	2	1	19	1.7
2022-23	13	3	299	23.0	23	48	.479	4	16	.250	15	18	.833	15	43	58	4.5	40	1	13	25	9	7	65	5.0
2023-24	34	32	876	25.8	121	230	.526	42	105	.400	36	47	.766	49	78	127	3.7	97	5	57	57	37	26	320	9.4
2024-25	-	-	-	-	-	-	-	-	-	-	-	-	-	-	-	-	-	-	-	-	-	-	-	-	-
Totals (USF)	58	35	1198	20.7	150	284	.528	47	122	.385	57	74	.770	66	124	190	3.3	137	6	71	85	48	34	404	7.0





SOPHOMORE | GUARD/FORWARD | BRONX, N.Y. | VANDERBILT

Points	6
Rebounds	8
Assists	3
Steals	-
Blocks	1
Field Goals	2
3-Pointers	-
Free Throws	2
Minutes	17

vs. Cal Poly (11/5/24)
vs. Cal Poly (11/5/24)
vs. Cal Poly (11/5/24)
-
vs. Cal Poly (11/5/24)
vs. Cal Poly (11/5/24)
-
vs. Cal Poly (11/5/24)
vs. Cal Poly (11/5/24)

Points	20
Rebounds	8 (2x)
Assists	3 (2x)
Steals	4
Blocks	2
Field Goals	8
3-Pointers	3
Free Throws	6
Minutes	28

vs. Alabama (1/6/24)
Last: vs. Cal Poly (11/5/24)
Last: vs. Cal Poly (11/5/24)
vs. Auburn (1/17/24)
vs. Presbyterian (11/7/23)
vs. Alabama (1/6/24)
at Memphis (12/23/23)
vs. Auburn (1/17/24)
vs. Tennessee (1/27/24)

CAREER YEAR-BY-YEAR STATISTICS

[illegible]

*Played 2023-24 season at Vanderbilt



Points	-
Rebounds	-
Assists	-
Steals	-
Blocks	-
Field Goals	-
3-Pointers	-
Free Throws	-
Minutes	-

- Points
- Rebounds
- Assists
- Steals
- Blocks
- Field Goals
- 3-Pointers
- Free Throws
- Minutes

FRESHMAN | FORWARD | TARTU, ESTONIA | --

CAREER YEAR-BY-YEAR STATISTICS

[illegible][illegible]

SOPHOMORE | FORWARD | XUZHOU, CHINA | NBA GLOBAL ACADEMY



Points	-
Rebounds	-
Assists	-
Steals	-
Blocks	-
Field Goals	-
3-Pointers	-
Free Throws	-
Minutes	-

-	Points	11	vs. Northern Arizona (12/20/23)
-	Rebounds	6	vs. Bethesda (11/6/23)
-	Assists	3	vs. Bethesda (11/6/23)
-	Steals	1 (3x)	Last: at Arizona State (12/3/23)
-	Blocks	1 (3x)	Last: at Pepperdine (2/8/24)
-	Field Goals	4	vs. Bethesda (11/6/23)
-	3-Pointers	3	vs. Northern Arizona (12/20/23)
-	Free Throws	3	vs. San Diego (2/1/24)
-	Minutes	22	vs. Bethesda (11/6/23)

[illegible]

Totals (US\$)	20	0	150	7.5	20	46	.435	8	25	.320	7	10	.700	9	14	23	1.2	14	0	7	5	3	3	55	2.8
---------------	----	---	-----	-----	----	----	------	---	----	------	---	----	------	---	----	----	-----	----	---	---	---	---	---	----	-----

JUNIOR | GUARD | ATASCADERO, CALIF. | CUESTA COLLEGE



Points	-
Rebounds	-
Assists	-
Steals	-
Blocks	-
Field Goals	-
3-Pointers	-
Free Throws	-
Minutes	-

-	Points	-	-
-	Rebounds	-	-
-	Assists	-	-
-	Steals	-	-
-	Blocks	-	-
-	Field Goals	-	-
-	3-Pointers	-	-
-	Free Throws	-	-
-	Minutes	-	-

[illegible][illegible]



SEASON HIGHS

Points	14
Rebounds	4
Assists	5
Steals	3
Blocks	2
Field Goals	4
3-Pointers	2
Free Throws	4
Minutes	35

2024-25 HIGHLIGHTS:

MARCUS WILLIAMS

SENIOR | GUARD | DICKINSON, TEXAS | TEXAS A&M/WYOMING

CAREER HIGHS

vs. Cal Poly (11/5/24)	Points	30	vs. Denver (12/9/20)
vs. Cal Poly (11/5/24)	Rebounds	8 (2x)	Last: vs. Pacific (3/3/23)
vs. Cal Poly (11/5/24)	Assists	10 (2x)	Last: vs. San Diego (2/1/24)
vs. Cal Poly (11/5/24)	Steals	7	vs. San Jose State (3/10/21)
vs. Cal Poly (11/5/24)	Blocks	2 (2x)	Last: vs. Cal Poly (11/5/24)
vs. Cal Poly (11/5/24)	Field Goals	13	vs. Denver (12/9/20)
vs. Cal Poly (11/5/24)	3-Pointers	5	vs. Portland (2/23/23)
vs. Cal Poly (11/5/24)	Free Throws	11	vs. Nevada (1/24/21)
vs. Cal Poly (11/5/24)	Minutes	40	at Cincinnati (3/20/24)

CAREER YEAR-BY-YEAR STATISTICS

Year	GP	GS	Min	Avg	FG	FGA	Pct	3FG	3FGA	Pct	FT	FTA	Pct	Off	Def	Tot	Avg	PF	F0	Ast	TO	Blk	Stl	Pts	Avg
*2020-21	25	24	777	31.1	127	281	.452	36	109	.330	79	112	.705	5	58	63	2.5	52	2	107	75	6	34	369	14.8
*2021-22	27	25	660	24.4	80	221	.362	28	99	.283	25	41	.610	9	50	59	2.2	57	0	93	72	3	35	213	7.9
2022-23	34	2	863	25.4	93	227	.410	42	103	.408	37	50	.740	16	93	109	3.2	76	3	94	57	3	29	265	7.8
2023-24	34	34	1047	30.8	186	408	.456	64	186	.344	39	58	.672	17	94	111	3.3	68	0	134	74	9	48	475	14.0
2024-25	-	-	-	-	-	-	-	-	-	-	-	-	-	-	-	-	-	-	-	-	-	-	-	-	-
Totals	68	36	1910	28.1	279	635	.439	106	289	.367	76	108	.704	33	187	220	3.2	144	3	228	131	12	77	740	10.9

*Played 2020-21 at Wyoming and 2021-22 seasons at Texas A&M



LAST GAME'S BOX SCORE

Cal Poly (0-1,0-0 Big West) -vs- San Francisco (1-0,0-0 WCC) 11/05/24 at War Memorial at the Sobrato Center, San Francisco, CA

Date: 11/05/24
Time: 7:00 PM
Attendance: 2,073
Site: War Memorial at the Sobrato Center, San Francisco, CA
Referees: Frank Harvey III, Lee Cassell, Michael Greenstein

Score By Period	1	2	Total
Cal Poly	35	43	78
San Francisco	39	47	86

Cal Poly 78

#	Player	GS	MIN	FG	3PT	FT	ORB-DRB	REB	PF	A	TO	BLK	STL	PTS
00	Hyder,Jarred	*	30	6-14	4-10	3-3	1-1	2	4	1	4	0	1	19
11	Koonce,Owen	*	31	6-11	4-9	2-2	0-1	1	4	2	2	1	0	18
04	Elliott,Kieran	*	25	5-12	0-1	3-3	2-4	6	3	2	2	0	0	13
40	Jessup,Isaac	*	34	4-10	3-9	1-2	1-3	4	2	4	1	0	4	12
02	Riniker,Mac	*	17	3-7	1-1	0-0	0-6	6	5	1	2	0	1	7
21	Tarlac,Luka		24	1-2	0-0	2-2	1-2	3	2	2	3	1	3	4
09	Bandelj,Peter		11	0-4	0-1	3-3	0-1	1	0	2	0	0	1	3
23	Menzies,Ethan		20	1-1	0-0	0-0	0-5	5	0	3	1	0	1	2
05	Vasilic,Guzman		6	0-3	0-3	0-0	0-0	0	1	0	1	0	1	0
06	Bizimana,Paul		2	0-0	0-0	0-0	0-0	0	0	0	0	0	0	0
TM	TEAM		0	0-0	0-0	0-0	5-3	8	0	0	3	0	0	0
Totals		-	200	26-64	12-34	14-15	10-26	36	21	17	19	2	12	78

Team Summary	FG	3PT	FT
First Half	12-32 37.50 %	6-16 37.50 %	5-5 100.00 %
Second Half	14-32 43.75 %	6-18 33.33 %	9-10 90.00 %
Total	26-64 40.6 %	12-34 35.3 %	14-15 93.3 %

Technical Fouls: none **Second Chance Points:** 4 **Scores Tied:** 8 times(s) **Points in the Paint:** 26 **Fast Break Points:** 10
Lead Changed: 6 times(s) **Points off Turnovers:** 15 **Bench Points:** 9 **Largest Lead:** 0 0

San Francisco 86

#	Player	GS	MIN	FG	3PT	FT	ORB-DRB	REB	PF	A	TO	BLK	STL	PTS
05	Riley IV,Tyrone	*	27	10-18	3-9	3-4	0-2	2	2	0	2	0	1	26
01	Thomas,Malik	*	37	6-12	1-4	10-12	1-3	4	3	3	2	0	5	23
55	Williams,Marcus	*	36	4-8	2-5	4-5	0-4	4	2	5	6	2	3	14
21	Newbury,Ndewedo	*	29	2-7	0-2	2-2	1-3	4	2	4	0	3	2	6
02	Linguard, Jr.,Carlton	*	16	2-5	0-3	0-0	3-3	6	3	0	3	1	1	4
23	Rivera-Torres,Jason		17	2-6	0-1	2-3	2-6	8	1	3	1	1	0	6
11	O'Donnell,James		14	1-2	0-0	2-2	1-2	3	2	0	0	0	0	4
14	Abosi,Veniamin		9	1-2	1-2	0-0	0-1	1	1	0	0	1	0	3
13	Beasley,Robby		15	0-2	0-2	0-0	0-1	1	2	0	1	0	0	0
TM	TEAM		0	0-0	0-0	0-0	0-1	1	0	0	0	0	0	0
Totals		-	200	28-62	7-28	23-28	8-26	34	18	15	15	8	12	86

Team Summary	FG	3PT	FT
First Half	13-33 39.39 %	3-14 21.43 %	10-12 83.33 %
Second Half	15-29 51.72 %	4-14 28.57 %	13-16 81.25 %
Total	28-62 45.2 %	7-28 25.0 %	23-28 82.1 %

Technical Fouls: none **Second Chance Points:** 12 **Scores Tied:** 8 times(s) **Points in the Paint:** 38 **Fast Break Points:** 18
Lead Changed: 6 times(s) **Points off Turnovers:** 22 **Bench Points:** 13 **Largest Lead:** 0 0



OPPONENT LAST GAME'S BOX SCORE

Oakland (1-1,0-0 Horizon) -vs- Boise St. (1-0,0-0 Mountain West) 11/06/24 at ExtraMile Arena, Boise, ID

Date: 11/06/24
Time: 7:00 PM
Attendance: 10,626
Site: ExtraMile Arena, Boise, ID
Referees: Nate Harris, Michael Reed, Keith Kimble

Score By Period	1	2	Total
Oakland	18	25	43
Boise St.	48	39	87

Oakland 43

#	Player	GS	MIN	FG	3PT	FT	ORB-DRB	REB	PF	A	TO	BLK	STL	PTS
23	Mukeba,Allen David	*	30	5-9	0-0	0-2	1-3	4	3	0	2	3	2	10
12	Naivalurua,Tuburu	*	21	5-10	0-0	0-0	4-2	6	4	0	0	0	0	10
10	Cole,DQ	*	38	3-21	1-15	0-0	0-2	2	1	0	0	1	0	7
11	Woodrich,Jayson	*	29	3-10	1-4	0-2	1-6	7	0	0	1	0	2	7
01	Jones,Jaylen	*	18	1-5	0-0	0-0	0-2	2	0	1	2	0	0	2
06	Christie,Malcolm		26	1-7	1-6	3-3	0-1	1	0	0	2	0	0	6
22	Majak,Deng		12	0-0	0-0	1-2	1-1	2	2	0	1	1	0	1
25	Craggs,Cooper		10	0-2	0-0	0-0	2-0	2	2	1	0	0	0	0
00	Mashhour,Nassim		6	0-0	0-0	0-0	0-0	0	0	0	1	0	0	0
24	Banks,Zavier		6	0-1	0-0	0-0	0-0	0	0	0	0	0	0	0
02	Bembry,Jeremiah		4	0-1	0-1	0-0	0-0	0	1	0	0	0	0	0
TM	TEAM		0	0-0	0-0	0-0	4-1	5	0	0	1	0	0	0
Totals		-	200	18-66	3-26	4-9	13-18	31	13	2	10	5	4	43

Team Summary	FG		3PT		FT	
First Half	7-31	22.58 %	1-11	9.09 %	3-5	60.00 %
Second Half	11-35	31.43 %	2-15	13.33 %	1-4	25.00 %
Total	18-66	27.3 %	3-26	11.5 %	4-9	44.4 %

Technical Fouls: none **Second Chance Points:** 10 **Scores Tied:** 0 times(s) **Points in the Paint:** 24 **Fast Break Points:** 2
Lead Changed: 0 times(s) **Points off Turnovers:** 4 **Bench Points:** 7 **Largest Lead:** 0 0

Boise St. 87

#	Player	GS	MIN	FG	3PT	FT	ORB-DRB	REB	PF	A	TO	BLK	STL	PTS
01	Stanley,O'Mar	*	25	6-7	2-2	1-2	2-6	8	1	3	1	2	0	15
13	Meadow,Andrew	*	22	6-10	3-6	0-0	0-5	5	2	3	0	0	3	15
02	Degenhart,Tyson	*	25	6-13	0-2	1-2	2-3	5	1	2	1	0	0	13
44	Anderson,Dylan	*	20	6-7	1-1	0-0	1-3	4	1	1	2	1	0	13
11	Cardenas,Alvaro	*	25	4-7	1-1	0-0	0-1	1	1	6	1	0	0	9
22	Buchanan,Javan		19	3-7	1-2	2-2	1-3	4	1	2	1	1	0	9
05	Keene,RJ		22	0-1	0-0	6-6	2-5	7	0	6	0	0	1	6
10	Ugbo,Emmanuel		15	1-5	0-1	2-2	3-4	7	1	0	0	1	0	4
07	Lockett,Chris		9	1-3	1-3	0-0	0-0	0	1	0	0	0	0	3
00	Bowie,Julian		18	0-2	0-2	0-0	0-3	3	0	0	1	0	0	0
TM	TEAM		0	0-0	0-0	0-0	1-0	1	0	0	0	0	0	0
Totals		-	200	33-62	9-20	12-14	12-33	45	9	23	7	5	4	87

Team Summary	FG		3PT		FT	
First Half	19-35	54.29 %	6-10	60.00 %	4-5	80.00 %
Second Half	14-27	51.85 %	3-10	30.00 %	8-9	88.89 %
Total	33-62	53.2 %	9-20	45.0 %	12-14	85.7 %

Technical Fouls: none **Second Chance Points:** 15 **Scores Tied:** 0 times(s) **Points in the Paint:** 42 **Fast Break Points:** 16





2024-25 San Francisco Men's Basketball
Combined Team Statistics
All games

Game Records

Record	Overall	Home	Away	Neutral
ALL GAMES	1-0	1-0	0-0	0-0
CONFERENCE	0-0	0-0	0-0	0-0
NON-CONFERENCE	1-0	1-0	0-0	0-0

Score by Periods

Team	1st	2nd	OT	TOT
San Francisco	39	47	0	86
Opponents	35	43	0	78

Team Box Score

No.	Player				Total		3-Point		F-Throw		Rebounds													
		GP-GS	MIN	AVG	FG-FGA	FG%	3FG-3FGA	3FG%	FT-FTA	FT%	OFF	DEF	TOT	AVG	PF	DQ	A	TO	BLK	STL	PTS	AVG		
5	RILEY IV, Tyrone	1-1	26:49	26.8	10-18	.556	3-9	.333	3-4	.750	0	2	2	2.0	2	0	0	2	0	1	26	26.0		
1	THOMAS, Malik	1-1	36:28	36.5	6-12	.500	1-4	.250	10-12	.833	1	3	4	4.0	3	0	3	2	0	5	23	23.0		
55	WILLIAMS, Marcus	1-1	36:42	36.7	4-8	.500	2-5	.400	4-5	.800	0	4	4	4.0	2	0	5	6	2	3	14	14.0		
21	NEWBURY, Ndewedo	1-1	29:11	29.2	2-7	.286	0-2	.000	2-2	1.000	1	3	4	4.0	2	0	4	0	3	2	6	6.0		
23	RIVERA-TORRES, Jason	1-0	16:30	16.5	2-6	.333	0-1	.000	2-3	.667	2	6	8	8.0	1	0	3	1	1	0	6	6.0		
2	LINGUARD, JR., Carlton	1-1	16:14	16.2	2-5	.400	0-3	.000	0-0	.000	3	3	6	6.0	3	0	0	3	1	1	4	4.0		
11	O'DONNELL, James	1-0	13:26	13.4	1-2	.500	0-0	.000	2-2	1.000	1	2	3	3.0	2	0	0	0	0	0	4	4.0		
14	ABOSI, Veniamin	1-0	09:11	9.2	1-2	.500	1-2	.500	0-0	.000	0	1	1	1.0	1	0	0	0	1	0	3	3.0		
13	BEASLEY, Robby	1-0	15:29	15.5	0-2	.000	0-2	.000	0-0	.000	0	1	1	1.0	2	0	0	1	0	0	0	0.0		
Team												1	1											
Total		1	200		28-62	.452	7-28	.250	23-28	.821	8	26	34	34.0	18	0	15	15	8	12	86	86.0		
Opponents		1	200		26-64	.406	12-34	.353	14-15	.933	10	26	36	36.0	22	1	17	19	2	12	78	78.0		

Team Statistics

	USF	OPP
Scoring	86	78
Points per game	86.0	78.0
Scoring margin	+8.0	-
Field goals-att	28-62	26-64
Field goal pct	.452	.406
3 point fg-att	7-28	12-34
3-point FG pct	.250	.353
3-pt FG made per game	7.0	12.0
Free throws-att	23-28	14-15
Free throw pct	.821	.933
F-Throws made per game	23.0	14.0
Rebounds	34	36
Rebounds per game	34.0	36.0
Rebounding margin	-2.0	-
Assists	15	17
Assists per game	15.0	17.0
Turnovers	15	19
Turnovers per game	15.0	19.0
Turnover margin	+4.0	-
Assist/turnover ratio	1.0	0.9
Steals	12	12
Steals per game	12.0	12.0
Blocks	8	2
Blocks per game	8.0	2.0
Winning streak	1	-
Home win streak	1	-
Attendance	2073	0
Home games-Avg/Game	1-2073	0-0
Neutral site-Avg/Game	-	0-0

Team Results

Date	Opponent		Score	Att.
11/05/2024	Cal Poly	W	86-78	2073

OVERALL TEAM STATISTICS



2024-25 San Francisco Men's Basketball
Overall Team Statistics
All games

Page 1/1
as of Nov 09, 2024

Team Statistics

	USF	OPP
Scoring	86	78
Points per game	86.0	78.0
Scoring margin	+8.0	-
Field goals-att	28-62	26-64
Field goal pct	.452	.406
3 point fg-att	7-28	12-34
3-point FG pct	.250	.353
3-pt FG made per game	7.0	12.0
Free throws-att	23-28	14-15
Free throw pct	.821	.933
F-Throws made per game	23.0	14.0
Rebounds	34	36
Rebounds per game	34.0	36.0
Rebounding margin	-2.0	-
Assists	15	17
Assists per game	15.0	17.0
Turnovers	15	19
Turnovers per game	15.0	19.0
Turnover margin	+4.0	-
Assist/turnover ratio	1.0	0.9
Steals	12	12
Steals per game	12.0	12.0
Blocks	8	2
Blocks per game	8.0	2.0
Winning streak	1	-
Home win streak	1	-
Attendance	2073	0
Home games-Avg/Game	1-2073	0-0
Neutral site-Avg/Game	-	0-0

Score by Periods

Team	1st	2nd	OT	TOT
San Francisco	39	47	0	86
Opponents	35	43	0	78



FOLLOW THE DONS: X (@USFDONSMBB) | INSTAGRAM (@USFDONSMBB) | FACEBOOK (@USFDONSMBB)



SEASON BOX SCORE



2024-25 San Francisco Men's Basketball
Season Box Score
All games

Page 1/1
as of Nov 09, 2024

Game Records

Record	Overall	Home	Away	Neutral
ALL GAMES	1-0	1-0	0-0	0-0
CONFERENCE	0-0	0-0	0-0	0-0
NON-CONFERENCE	1-0	1-0	0-0	0-0

Team Box Score

No.	Player				Total		3-Point		F-Throw		Rebounds											
		GP-GS	MIN	AVG	FG-FGA	FG%	3FG-3FGA	3FG%	FT-FTA	FT%	OFF	DEF	TOT	AVG	PF	DQ	A	TO	BLK	STL	PTS	AVG
5	RILEY IV, Tyrone	1-1	26:49	26.8	10-18	.556	3-9	.333	3-4	.750	0	2	2	2.0	2	0	0	2	0	1	26	26.0
1	THOMAS, Malik	1-1	36:28	36.5	6-12	.500	1-4	.250	10-12	.833	1	3	4	4.0	3	0	3	2	0	5	23	23.0
55	WILLIAMS, Marcus	1-1	36:42	36.7	4-8	.500	2-5	.400	4-5	.800	0	4	4	4.0	2	0	5	6	2	3	14	14.0
21	NEWBURY, Ndewedo	1-1	29:11	29.2	2-7	.286	0-2	.000	2-2	1.000	1	3	4	4.0	2	0	4	0	3	2	6	6.0
23	RIVERA-TORRES, Jason	1-0	16:30	16.5	2-6	.333	0-1	.000	2-3	.667	2	6	8	8.0	1	0	3	1	1	0	6	6.0
2	LINGUARD, JR., Carlton	1-1	16:14	16.2	2-5	.400	0-3	.000	0-0	.000	3	3	6	6.0	3	0	0	3	1	1	4	4.0
11	O'DONNELL, James	1-0	13:26	13.4	1-2	.500	0-0	.000	2-2	1.000	1	2	3	3.0	2	0	0	0	0	0	4	4.0
14	ABOSI, Veniamin	1-0	09:11	9.2	1-2	.500	1-2	.500	0-0	.000	0	1	1	1.0	1	0	0	0	1	0	3	3.0
13	BEASLEY, Robby	1-0	15:29	15.5	0-2	.000	0-2	.000	0-0	.000	0	1	1	1.0	2	0	0	1	0	0	0	0.0
Team												1	1									
Total		1	200		28-62	.452	7-28	.250	23-28	.821	8	26	34	34.0	18	0	15	15	8	12	86	86.0
Opponents		1	200		26-64	.406	12-34	.353	14-15	.933	10	26	36	36.0	22	1	17	19	2	12	78	78.0

Score by Periods

Team	1st	2nd	OT	TOT
San Francisco	39	47	0	86
Opponents	35	43	0	78



FOLLOW THE DONS: X (@USFDONSMBB) | INSTAGRAM (@USFDONSMBB) | FACEBOOK (@USFDONSMBB)



SEASON/CAREER STATISTICS



2024-25 San Francisco Men's Basketball
Season/Career Statistics
All games

Page 1/1
as of Nov 09, 2024

Summary

Player	Season Statistics										Career Statistics									
	GP-GS	MIN/G	FG%	3FG%	FT%	R/G	A/G	STL	BLK	PTS/G	GP-GS	MIN/G	FG%	3FG%	FT%	R/G	A/G	STL	BLK	PTS/G
ABOSI, Veniamin	1-0	9.2	.500	.500	.000	1.0	0.0	0	1	3.0	1-0	9.2	.500	.500	.000	1.0	0.0	0	1	3.0
BEASLEY, Robby	1-0	15.5	.000	.000	.000	1.0	0.0	0	0	0.0	96-62	24.8	.408	.385	.833	2.4	1.2	63	10	9.2
LINGUARD, JR., Carlton	1-1	16.2	.400	.000	.000	6.0	0.0	1	1	4.0	65-30	16.3	.419	.296	.735	3.8	0.4	12	58	5.5
NEWBURY, Ndewedo	1-1	29.2	.286	.000	1.000	4.0	4.0	2	3	6.0	59-36	20.8	.522	.379	.776	3.3	1.3	36	51	6.9
O'DONNELL, James	1-0	13.4	.500	.000	1.000	3.0	0.0	0	0	4.0	1-0	13.4	.500	.000	1.000	3.0	0.0	0	0	4.0
RILEY IV, Tyrone	1-1	26.8	.556	.333	.750	2.0	0.0	1	0	26.0	1-1	26.8	.556	.333	.750	2.0	0.0	1	0	26.0
RIVERA-TORRES, Jason	1-0	16.5	.333	.000	.667	8.0	3.0	0	1	6.0	30-2	15.4	.333	.239	.759	3.2	0.7	27	7	6.4
THOMAS, Malik	1-1	36.5	.500	.250	.833	4.0	3.0	5	0	23.0	70-22	14.8	.451	.372	.836	1.7	0.4	44	0	7.1
WILLIAMS, Marcus	1-1	36.7	.500	.400	.800	4.0	5.0	3	2	14.0	121-86	28.0	.428	.343	.692	2.9	3.6	149	23	11.0

Scoring

Player	Season Statistics									Career Statistics								
	FG-FGA	FG%	3FG-3FGA	3FG%	FT-FTA	FT%	PTS	PTS/G		FG-FGA	FG%	3FG-3FGA	3FG%	FT-FTA	FT%	PTS	PTS/G	
ABOSI, Veniamin	1-2	.500	1-2	.500	0-0	.000	3	3.0		1-2	.500	1-2	.500	0-0	.000	3	3.0	
BEASLEY, Robby	0-2	.000	0-2	.000	0-0	.000	0	0.0		279-684	.408	148-384	.385	180-216	.833	886	9.2	
LINGUARD, JR., Carlton	2-5	.400	0-3	.000	0-0	.000	4	4.0		134-320	.419	42-142	.296	50-68	.735	360	5.5	
NEWBURY, Ndewedo	2-7	.286	0-2	.000	2-2	1.000	6	6.0		152-291	.522	47-124	.379	59-76	.776	410	6.9	
O'DONNELL, James	1-2	.500	0-0	.000	2-2	1.000	4	4.0		1-2	.500	0-0	.000	2-2	1.000	4	4.0	
RILEY IV, Tyrone	10-18	.556	3-9	.333	3-4	.750	26	26.0		10-18	.556	3-9	.333	3-4	.750	26	26.0	
RIVERA-TORRES, Jason	2-6	.333	0-1	.000	2-3	.667	6	6.0		63-189	.333	21-88	.239	44-58	.759	191	6.4	
THOMAS, Malik	6-12	.500	1-4	.250	10-12	.833	23	23.0		167-370	.451	54-145	.372	112-134	.836	500	7.1	
WILLIAMS, Marcus	4-8	.500	2-5	.400	4-5	.800	14	14.0		490-1145	.428	172-502	.343	184-266	.692	1336	11.0	

Totals

Player	Season Statistics									Career Statistics								
	O-REB	D-REB	TOTAL	PF	FO	A	TO	A/TO		O-REB	D-REB	TOTAL	PF	FO	A	TO	A/TO	
ABOSI, Veniamin	0	1	1	1	0	0	0	0.0		0	1	1	1	0	0	0	0.0	
BEASLEY, Robby	0	1	1	2	0	0	1	0.0		33	198	231	180	3	112	109	1.0	
LINGUARD, JR., Carlton	3	3	6	3	0	0	3	0.0		109	135	244	120	6	27	36	0.8	
NEWBURY, Ndewedo	1	3	4	2	0	4	0	0.0		67	127	194	139	6	75	85	0.9	
O'DONNELL, James	1	2	3	2	0	0	0	0.0		1	2	3	2	0	0	0	0.0	
RILEY IV, Tyrone	0	2	2	2	0	0	2	0.0		0	2	2	2	0	0	2	0.0	
RIVERA-TORRES, Jason	2	6	8	1	0	3	1	3.0		24	73	97	44	1	21	28	0.8	
THOMAS, Malik	1	3	4	3	0	3	2	1.5		29	92	121	107	1	31	50	0.6	
WILLIAMS, Marcus	0	4	4	2	0	5	6	0.8		47	299	346	255	5	433	284	1.5	



2024-25 San Francisco Men's Basketball
Season Schedule/Results & Leaders
All games

Page 1/1
 as of Nov 09, 2024

Game Records

Record	Overall	Home	Away	Neutral
ALL GAMES	1-0	1-0	0-0	0-0
CONFERENCE	0-0	0-0	0-0	0-0
NON-CONFERENCE	1-0	1-0	0-0	0-0

Team Results

Date	Opponent		Score	Att.	High Points	High Rebounds
11/05/2024	Cal Poly	W	86-78	2073	(26) RILEY IV, Tyrone	(8) RIVERA-TORRES, Jason

Attendance Summary

	Games	Attend	Avg/Game
Home	1	2073	2073
Away	0	0	0
Neutral	0	0	0
Total	1	2073	2073



2024-25 San Francisco Men's Basketball
Team High/Low Analysis
All games

Page 1/4
 as of Nov 09, 2024

San Francisco - Game Highs

POINTS	86	Cal Poly (11/05/2024)
FIELD GOALS MADE	28	Cal Poly (11/05/2024)
FIELD GOAL ATTEMPTS	62	Cal Poly (11/05/2024)
FIELD GOAL PERCENTAGE	.452 (28-62)	Cal Poly (11/05/2024)
3 PT FG MADE	7	Cal Poly (11/05/2024)
3 PT FG ATTEMPTS	28	Cal Poly (11/05/2024)
3 PT FG PERCENTAGE	.250 (7-28)	Cal Poly (11/05/2024)
FREE THROWS MADE	23	Cal Poly (11/05/2024)
FREE THROW ATTEMPTS	28	Cal Poly (11/05/2024)
FREE THROW PERCENTAGE	.821 (23-28)	Cal Poly (11/05/2024)
REBOUNDS	34	Cal Poly (11/05/2024)
ASSISTS	15	Cal Poly (11/05/2024)
STEALS	12	Cal Poly (11/05/2024)
BLOCKED SHOTS	8	Cal Poly (11/05/2024)
TURNOVERS	15	Cal Poly (11/05/2024)
FOULS	18	Cal Poly (11/05/2024)



2024-25 San Francisco Men's Basketball
Team High/Low Analysis
All games

Page 3/4
 as of Nov 09, 2024

San Francisco - Game Lows

POINTS	86	Cal Poly (11/05/2024)
FIELD GOALS MADE	28	Cal Poly (11/05/2024)
FIELD GOAL ATTEMPTS	62	Cal Poly (11/05/2024)
FIELD GOAL PERCENTAGE	.452 (28-62)	Cal Poly (11/05/2024)
3 PT FG MADE	7	Cal Poly (11/05/2024)
3 PT FG ATTEMPTS	28	Cal Poly (11/05/2024)
3 PT FG PERCENTAGE	.250 (7-28)	Cal Poly (11/05/2024)
FREE THROWS MADE	23	Cal Poly (11/05/2024)
FREE THROW ATTEMPTS	28	Cal Poly (11/05/2024)
FREE THROW PERCENTAGE	.821 (23-28)	Cal Poly (11/05/2024)
REBOUNDS	34	Cal Poly (11/05/2024)
ASSISTS	15	Cal Poly (11/05/2024)
STEALS	12	Cal Poly (11/05/2024)
BLOCKED SHOTS	8	Cal Poly (11/05/2024)
TURNOVERS	15	Cal Poly (11/05/2024)
FOULS	18	Cal Poly (11/05/2024)



2024-25 San Francisco Men's Basketball
Player Highs Analysis
All games

Page 1/2
 as of Nov 09, 2024

San Francisco - Individual Game Highs

POINTS	26		Tyrone Riley IV vs Cal Poly (11/05/2024)
	23		Malik Thomas vs Cal Poly (11/05/2024)
	14		Marcus Williams vs Cal Poly (11/05/2024)
	6		Ndewedo Newbury vs Cal Poly (11/05/2024)
	6		Jason Rivera-Torres vs Cal Poly (11/05/2024)
FIELD GOALS MADE	10		Tyrone Riley IV vs Cal Poly (11/05/2024)
	6		Malik Thomas vs Cal Poly (11/05/2024)
FIELD GOAL ATTEMPTS	18		Tyrone Riley IV vs Cal Poly (11/05/2024)
	12		Malik Thomas vs Cal Poly (11/05/2024)
FIELD GOAL PERCENTAGE (min 5 made)	.556	(10-18)	Tyrone Riley IV vs Cal Poly (11/05/2024)
	.500	(6-12)	Malik Thomas vs Cal Poly (11/05/2024)
3 PT FG MADE	3		Tyrone Riley IV vs Cal Poly (11/05/2024)
	2		Marcus Williams vs Cal Poly (11/05/2024)
3 PT FG ATTEMPTS	9		Tyrone Riley IV vs Cal Poly (11/05/2024)
	5		Marcus Williams vs Cal Poly (11/05/2024)
3 PT FG PERCENTAGE (min 2 made)	.400	(2-5)	Marcus Williams vs Cal Poly (11/05/2024)
	.333	(3-9)	Tyrone Riley IV vs Cal Poly (11/05/2024)
FREE THROWS MADE	10		Malik Thomas vs Cal Poly (11/05/2024)
	4		Marcus Williams vs Cal Poly (11/05/2024)
FREE THROW ATTEMPTS	12		Malik Thomas vs Cal Poly (11/05/2024)
	5		Marcus Williams vs Cal Poly (11/05/2024)
FREE THROW PERCENTAGE (min 3 made)	.833	(10-12)	Malik Thomas vs Cal Poly (11/05/2024)
	.800	(4-5)	Marcus Williams vs Cal Poly (11/05/2024)
REBOUNDS	8		Jason Rivera-Torres vs Cal Poly (11/05/2024)
	6		Carlton Linguard, Jr. vs Cal Poly (11/05/2024)
ASSISTS	5		Marcus Williams vs Cal Poly (11/05/2024)
	4		Ndewedo Newbury vs Cal Poly (11/05/2024)
STEALS	5		Malik Thomas vs Cal Poly (11/05/2024)
	3		Marcus Williams vs Cal Poly (11/05/2024)
BLOCKED SHOTS	3		Ndewedo Newbury vs Cal Poly (11/05/2024)
	2		Marcus Williams vs Cal Poly (11/05/2024)
TURNOVERS	6		Marcus Williams vs Cal Poly (11/05/2024)
	3		Carlton Linguard, Jr. vs Cal Poly (11/05/2024)
FOULS	3		Carlton Linguard, Jr. vs Cal Poly (11/05/2024)
	3		Malik Thomas vs Cal Poly (11/05/2024)



CATEGORY LEADERS

2024-25 San Francisco Men's Basketball
Category Leaders
All gamesPage 1/3
as of Nov 09, 2024

Points

##	Player	G	Pts	Pts/G
5	Riley IV, Tyrone	1	26	26.0
1	Thomas, Malik	1	23	23.0
55	Williams, Marcus	1	14	14.0
21	Newbury, Ndewedo	1	6	6.0
23	Rivera-Torres, Jason	1	6	6.0
2	Linguard, Jr., Carlton	1	4	4.0
11	O'Donnell, James	1	4	4.0
14	Abosi, Veniamin	1	3	3.0

Scoring Average

##	Player	G	Pts	Pts/G
5	Riley IV, Tyrone	1	26	26.0
1	Thomas, Malik	1	23	23.0
55	Williams, Marcus	1	14	14.0
21	Newbury, Ndewedo	1	6	6.0
23	Rivera-Torres, Jason	1	6	6.0
2	Linguard, Jr., Carlton	1	4	4.0
11	O'Donnell, James	1	4	4.0
14	Abosi, Veniamin	1	3	3.0

Field Goal Percentage

##	Player	FG	Att	Pct
5	Riley IV, Tyrone	10	18	.556
1	Thomas, Malik	6	12	.500
55	Williams, Marcus	4	8	.500
11	O'Donnell, James	1	2	.500
14	Abosi, Veniamin	1	2	.500
2	Linguard, Jr., Carlton	2	5	.400
23	Rivera-Torres, Jason	2	6	.333
21	Newbury, Ndewedo	2	7	.286

Field Goal Attempts

##	Player	G	Att	Att/G
5	Riley IV, Tyrone	1	18	18.0
1	Thomas, Malik	1	12	12.0
55	Williams, Marcus	1	8	8.0
21	Newbury, Ndewedo	1	7	7.0
23	Rivera-Torres, Jason	1	6	6.0

Field Goals Made

##	Player	G	Made	Made/G
5	Riley IV, Tyrone	1	10	10.0
1	Thomas, Malik	1	6	6.0
55	Williams, Marcus	1	4	4.0
21	Newbury, Ndewedo	1	2	2.0
23	Rivera-Torres, Jason	1	2	2.0

3-Point FG Percentage

##	Player	3FG	Att	Pct
14	Abosi, Veniamin	1	2	.500
55	Williams, Marcus	2	5	.400
5	Riley IV, Tyrone	3	9	.333
1	Thomas, Malik	1	4	.250

3-Point FG Attempts

##	Player	G	Att	Att/G
5	Riley IV, Tyrone	1	9	9.0
55	Williams, Marcus	1	5	5.0
1	Thomas, Malik	1	4	4.0
2	Linguard, Jr., Carlton	1	3	3.0
21	Newbury, Ndewedo	1	2	2.0

3-Point FG Made

##	Player	G	Made	Made/G
5	Riley IV, Tyrone	1	3	3.0
55	Williams, Marcus	1	2	2.0
1	Thomas, Malik	1	1	1.0
14	Abosi, Veniamin	1	1	1.0





CATEGORY LEADERS

2024-25 San Francisco Men's Basketball
Category Leaders
All gamesPage 2/3
as of Nov 09, 2024

Free Throw Percentage

##	Player	Made	Att	Pct
21	Newbury, Ndewedo	2	2	1.000
11	O'Donnell, James	2	2	1.000
1	Thomas, Malik	10	12	.833
55	Williams, Marcus	4	5	.800
5	Riley IV, Tyrone	3	4	.750
23	Rivera-Torres, Jason	2	3	.667

Free Throw Attempts

##	Player	G	Att	Att/G
1	Thomas, Malik	1	12	12.0
55	Williams, Marcus	1	5	5.0
5	Riley IV, Tyrone	1	4	4.0
23	Rivera-Torres, Jason	1	3	3.0
21	Newbury, Ndewedo	1	2	2.0

Free Throws Made

##	Player	G	Made	Made/G
1	Thomas, Malik	1	10	10.0
55	Williams, Marcus	1	4	4.0
5	Riley IV, Tyrone	1	3	3.0
21	Newbury, Ndewedo	1	2	2.0
23	Rivera-Torres, Jason	1	2	2.0

Rebounds

##	Player	G	Reb	Reb/G
23	Rivera-Torres, Jason	1	8	8.0
2	Linguard, Jr., Carlton	1	6	6.0
1	Thomas, Malik	1	4	4.0
55	Williams, Marcus	1	4	4.0
21	Newbury, Ndewedo	1	4	4.0

Assists

##	Player	G	Ast	Ast/G
55	Williams, Marcus	1	5	5.0
21	Newbury, Ndewedo	1	4	4.0
1	Thomas, Malik	1	3	3.0
23	Rivera-Torres, Jason	1	3	3.0

Rebounds Average

##	Player	G	Reb	Reb/G
23	Rivera-Torres, Jason	1	8	8.0
2	Linguard, Jr., Carlton	1	6	6.0
1	Thomas, Malik	1	4	4.0
55	Williams, Marcus	1	4	4.0
21	Newbury, Ndewedo	1	4	4.0

Steals

##	Player	G	Stl	Stl/G
1	Thomas, Malik	1	5	5.0
55	Williams, Marcus	1	3	3.0
21	Newbury, Ndewedo	1	2	2.0
5	Riley IV, Tyrone	1	1	1.0
2	Linguard, Jr., Carlton	1	1	1.0

Offensive Rebounds

##	Player	G	OReb	OReb/G
2	Linguard, Jr., Carlton	1	3	3.0
23	Rivera-Torres, Jason	1	2	2.0
1	Thomas, Malik	1	1	1.0
21	Newbury, Ndewedo	1	1	1.0
11	O'Donnell, James	1	1	1.0

Blocked Shots

##	Player	G	Blk	Blk/G
21	Newbury, Ndewedo	1	3	3.0
55	Williams, Marcus	1	2	2.0
23	Rivera-Torres, Jason	1	1	1.0
2	Linguard, Jr., Carlton	1	1	1.0
14	Abosi, Veniamin	1	1	1.0

Defensive Rebounds

##	Player	G	DReb	DReb/G
23	Rivera-Torres, Jason	1	6	6.0
55	Williams, Marcus	1	4	4.0
1	Thomas, Malik	1	3	3.0
21	Newbury, Ndewedo	1	3	3.0
2	Linguard, Jr., Carlton	1	3	3.0

Minutes

##	Player	G	Min	Min/G
55	Williams, Marcus	1	37	36:42
1	Thomas, Malik	1	36	36:28
21	Newbury, Ndewedo	1	29	29:11
5	Riley IV, Tyrone	1	27	26:49
23	Rivera-Torres, Jason	1	17	16:30





2024-25 San Francisco Men's Basketball
Category Leaders
All games

Page 3/3
as of Nov 09, 2024

Fouls

##	Player	G	PF	PF/G
1	Thomas, Malik	1	3	3.0
2	Linguard, Jr., Carlton	1	3	3.0
5	Riley IV, Tyrone	1	2	2.0
55	Williams, Marcus	1	2	2.0
21	Newbury, Ndewedo	1	2	2.0

Turnovers

##	Player	G	TO	TO/G
55	Williams, Marcus	1	6	6.0
2	Linguard, Jr., Carlton	1	3	3.0
5	Riley IV, Tyrone	1	2	2.0
1	Thomas, Malik	1	2	2.0
23	Rivera-Torres, Jason	1	1	1.0

Foul Outs

##	Player	G	FO
----	--------	---	----



2024-25 San Francisco Men's Basketball
Team Game-by-Game
All games

				Total		3-Pointers		Free throws		Rebounds											
Opponent	Date	Score		FG-FGA	PCT	3FG-3FGA	PCT	FT-FTA	PCT	OFF	DEF	TOT	AVG	PF	A	TO	BLK	STL	PTS	AVG	
Cal Poly	11/05/2024	86-78	W	28-62	.452	7-28	.250	23-28	.821	8	26	34	34.0	18	15	15	8	12	86	86.0	
Total		86		28-62	.452	7-28	.250	23-28	.821	8	26	34	34.0	18	15	15	8	12	86	86.0	
Opponents		78		26-64	.406	12-34	.353	14-15	.933	10	26	36	36.0	22	17	19	2	12	78	78.0	

San Francisco Averages

Games Played	Points/game	FG Pct	3FG Pct	FT Pct	Rebounds/game	Assists/game	Turnovers/game	Assist/Turnover ratio	Steals/game	Blocks/game
1	86.0	45.2	25.0	82.1	34.0	15.0	15.0	1.0	12.0	8.0



OPPONENT GAME-BY-GAME STATISTICS



2024-25 San Francisco Men's Basketball Opponents Game-by-Game All games

Page 1/1
as of Nov 09, 2024

			Total		3-Pointers		Free throws		Rebounds											
Opponent	Date	Score	FG-FGA	PCT	3FG-3FGA	PCT	FT-FTA	PCT	OFF	DEF	TOT	AVG	PF	A	TO	BLK	STL	PTS	AVG	
Cal Poly	11/05/2024	86-78 W	26-64	.406	12-34	.353	14-15	.933	10	26	36	36.0	22	17	19	2	12	78	78.0	
Total		78	26-64	.406	12-34	.353	14-15	.933	10	26	36	36.0	22	17	19	2	12	78	78.0	
San Francisco		86	28-62	.452	7-28	.250	23-28	.821	8	26	34	34.0	18	15	15	8	12	86	86.0	

Opponents Averages

Games Played	Points/game	FG Pct	3FG Pct	FT Pct	Rebounds/game	Assists/game	Turnovers/game	Assist/Turnover ratio	Steals/game	Blocks/game
1	78.0	40.6	35.3	93.3	36.0	17.0	19.0	0.9	12.0	2.0



POINTS-REBOUNDS-ASSISTS

2023-24 San Francisco Men's Basketball
Points-rebounds-assists
All games

Page 1/2
as of Nov 05, 2024



Opponent	Date	Score		0	1	3	5	7	10	11	12	13	21	33
				BEASLEY,RY	THOMAS,MAL	HAWTHORNE	SHARAVJAMT	TODOROVIC	MOGBO,JONA	KUNEN,JOSH	BIEKER,JUS	BEASLEY,RO	NEWBURY,ND	MARKOVETSK
Bethesda (CA)	11/06/2023	128-59	W	14-3-3	15-3-1	8-1-0	11-5-7	17-5-2	17-5-4	3-1-1	8-1-6	DNP	2-3-3	12-5-0
Saint Francis	11/09/2023	84-52	W	4-3-3	11-3-0	11-2-0	7-1-5	11-2-1	16-8-4	0-5-0	0-1-0	DNP	9-1-1	0-1-1
at Boise St.	11/12/2023	58-63	L	2-1-0	3-1-0	10-3-2	13-0-3	0-2-0	10-9-1	0-1-0	DNP	DNP	11-6-1	DNP
vs Grand Canyon	11/17/2023	72-76	L	3-0-1	0-0-0	2-0-0	16-3-3	4-5-2	17-7-2	3-3-0	2-2-1	DNP	5-6-1	0-1-1
vs DePaul	11/19/2023	70-54	W	10-2-3	2-1-0	6-1-0	8-5-6	0-0-0	14-6-0	7-4-2	0-1-0	DNP	9-6-1	0-1-0
Purdue Fort Wayne	11/22/2023	76-60	W	20-5-1	0-1-0	0-4-1	11-6-3	4-0-2	15-18-5	2-4-0	0-1-1	DNP	4-4-0	2-0-0
vs Minnesota	11/26/2023	76-58	W	11-2-3	DNP	2-2-0	13-3-3	4-0-0	21-10-3	2-1-0	0-0-0	DNP	0-4-2	3-4-1
at Arizona St.	12/03/2023	61-72	L	0-1-0	2-0-0	5-0-1	4-5-1	2-1-0	23-16-1	0-3-4	5-3-3	DNP	5-2-0	0-1-0
at Vanderbilt	12/06/2023	73-60	W	DNP	10-3-0	0-0-0	8-2-2	6-2-1	4-14-10	9-2-0	1-3-1	DNP	17-3-1	DNP
New Orleans	12/11/2023	85-72	W	DNP	8-2-0	3-2-0	5-2-4	13-2-0	10-12-6	4-3-2	2-0-1	DNP	12-4-0	0-2-1
Seattle U	12/13/2023	62-59	W	DNP	13-7-1	2-1-0	18-3-1	0-2-0	4-6-1	0-0-0	1-2-1	DNP	4-1-1	2-4-0
vs Utah St.	12/16/2023	53-54	L	4-1-0	13-4-0	5-2-0	0-4-1	0-1-0	14-9-2	0-1-0	0-0-0	DNP	8-3-0	3-4-0
Northern Ariz.	12/20/2023	91-51	W	2-1-2	19-4-0	3-3-0	9-0-4	7-1-0	16-9-1	2-5-1	2-2-1	DNP	4-3-5	4-3-0
Fresno St.	12/22/2023	77-57	W	7-1-4	22-2-1	6-1-0	10-2-2	0-0-0	9-12-1	6-3-1	0-1-0	DNP	4-3-2	0-0-0
Mississippi Val.	12/30/2023	92-42	W	5-1-0	13-1-0	13-1-1	5-1-2	11-0-0	16-10-4	4-1-1	0-1-2	2-2-0	12-2-2	4-0-0
at Pacific	01/04/2024	92-88	Wot	9-3-1	21-4-2	0-2-0	9-0-1	0-1-0	30-18-3	5-2-2	0-0-0	0-0-0	4-2-0	DNP
at San Diego	01/11/2024	83-63	W	7-3-2	14-2-0	4-1-0	2-2-3	0-0-0	19-11-7	3-3-0	6-1-0	0-0-0	17-4-3	0-1-0
Portland	01/13/2024	96-69	W	4-3-5	26-5-0	2-2-0	10-3-1	0-4-1	18-13-4	0-2-0	0-0-0	0-2-0	22-4-3	2-1-0
LMU (CA)	01/18/2024	90-74	W	7-1-1	13-5-3	0-3-0	12-2-7	0-0-0	23-11-5	2-1-0	0-1-0	DNP	9-2-3	DNP
Saint Mary's (CA)	01/20/2024	60-77	L	17-3-0	12-2-1	3-1-1	6-4-2	DNP	11-6-1	2-0-0	DNP	0-1-0	7-1-1	0-1-0
at Gonzaga	01/25/2024	72-77	L	4-4-0	12-2-0	10-2-0	3-4-1	DNP	8-11-4	0-2-0	0-0-0	DNP	16-6-2	0-0-0
at Portland	01/27/2024	76-64	W	5-1-1	17-3-4	3-1-1	4-6-4	DNP	15-12-8	7-3-0	DNP	0-0-0	22-9-2	0-0-0
San Diego	02/01/2024	95-79	W	10-2-2	14-1-1	2-2-1	9-3-3	3-0-0	21-10-4	0-0-0	0-0-1	0-1-1	12-3-3	0-1-0
Pacific	02/03/2024	79-73	W	14-3-6	9-5-0	0-2-1	0-1-0	DNP	15-14-4	0-0-0	2-1-1	DNP	16-4-4	DNP
at Pepperdine	02/08/2024	80-74	W	4-4-1	2-3-0	12-3-2	7-5-3	DNP	19-8-1	0-1-0	DNP	9-1-0	13-2-1	DNP
Santa Clara	02/10/2024	71-70	W	11-2-0	17-1-0	0-0-0	14-5-1	DNP	16-7-2	0-0-0	0-0-0	2-1-0	0-4-0	4-5-1
at LMU (CA)	02/17/2024	82-59	W	2-5-2	7-1-1	DNP	9-2-4	2-1-0	10-11-5	0-1-0	0-0-0	13-2-0	16-4-2	6-2-1
at Saint Mary's (CA)	02/20/2024	66-70	L	9-0-0	9-6-0	DNP	7-2-1	DNP	6-6-5	DNP	DNP	1-1-1	3-4-2	0-0-0
Pepperdine	02/24/2024	92-68	W	10-3-4	11-2-0	DNP	12-3-3	0-4-0	14-4-2	0-0-0	5-1-0	5-2-0	19-5-3	2-1-0
Gonzaga	02/29/2024	68-86	L	14-6-2	23-0-1	0-0-0	2-2-0	DNP	14-11-3	0-0-0	0-0-1	0-0-0	2-3-0	0-1-0
at Santa Clara	03/02/2024	62-69	L	18-4-2	6-1-0	0-0-0	6-6-0	DNP	10-14-5	5-3-1	DNP	3-0-0	2-2-1	0-0-2
vs Portland	03/09/2024	72-51	W	2-5-0	12-4-0	DNP	10-4-4	DNP	9-8-4	0-1-3	0-0-0	6-1-0	13-6-3	2-2-0
vs Gonzaga	03/11/2024	77-89	L	6-0-0	22-4-2	DNP	0-3-5	DNP	10-9-5	0-3-1	0-1-0	10-3-1	8-4-1	2-3-0
at Cincinnati	03/20/2024	72-73	Lot	DNP	31-5-0	0-0-0	3-3-1	DNP	10-10-7	DNP	0-0-0	3-3-2	13-7-3	2-3-0



POINTS-REBOUNDS-ASSISTS



2023-24 San Francisco Men's Basketball
Points-rebounds-assists
All games

Page 2/2
as of Nov 03, 2024

Opponent	Date	Score		35	45	55
				WANG, JUNJI	CIOE, JAKE	WILLIAMS, M
Bethesda (CA)	11/06/2023	128-59	W	10-6-3	2-1-1	9-3-4
Saint Francis	11/09/2023	84-52	W	1-3-0	0-0-0	14-2-5
at Boise St.	11/12/2023	58-63	L	0-0-1	DNP	9-5-1
vs Grand Canyon	11/17/2023	72-76	L	DNP	DNP	20-1-3
vs DePaul	11/19/2023	70-54	W	DNP	DNP	14-5-3
Purdue Fort Wayne	11/22/2023	76-60	W	DNP	DNP	18-4-2
vs Minnesota	11/26/2023	76-58	W	DNP	DNP	20-2-1
at Arizona St.	12/03/2023	61-72	L	0-0-0	DNP	15-3-0
at Vanderbilt	12/06/2023	73-60	W	DNP	DNP	18-7-4
New Orleans	12/11/2023	85-72	W	DNP	DNP	28-2-4
Seattle U	12/13/2023	62-59	W	DNP	DNP	18-2-2
vs Utah St.	12/16/2023	53-54	L	DNP	DNP	6-4-8
Northern Ariz.	12/20/2023	91-51	W	11-3-1	DNP	12-4-6
Fresno St.	12/22/2023	77-57	W	2-1-0	DNP	11-4-4
Mississippi Val.	12/30/2023	92-42	W	5-2-0	0-2-1	2-1-7
at Pacific	01/04/2024	92-88	Wot	DNP	DNP	14-4-7
at San Diego	01/11/2024	83-63	W	0-0-0	0-0-0	11-3-2
Portland	01/13/2024	96-69	W	0-2-0	0-0-0	12-4-3
LMU (CA)	01/18/2024	90-74	W	DNP	DNP	24-4-4
Saint Mary's (CA)	01/20/2024	60-77	L	DNP	DNP	2-1-3
at Gonzaga	01/25/2024	72-77	L	DNP	DNP	19-7-3
at Portland	01/27/2024	76-64	W	DNP	DNP	3-1-2
San Diego	02/01/2024	95-79	W	5-1-0	0-0-0	19-5-10
Pacific	02/03/2024	79-73	W	3-1-0	DNP	20-4-4
at Pepperdine	02/08/2024	80-74	W	0-0-1	DNP	14-4-0
Santa Clara	02/10/2024	71-70	W	2-0-1	DNP	5-1-1
at LMU (CA)	02/17/2024	82-59	W	3-1-0	0-0-0	14-4-4
at Saint Mary's (CA)	02/20/2024	66-70	L	5-0-0	DNP	26-3-2
Pepperdine	02/24/2024	92-68	W	2-2-0	0-0-0	12-4-8
Gonzaga	02/29/2024	68-86	L	2-1-0	DNP	11-2-6
at Santa Clara	03/02/2024	62-69	L	0-0-0	DNP	12-4-4
vs Portland	03/09/2024	72-51	W	2-0-0	DNP	16-0-4
vs Gonzaga	03/11/2024	77-89	L	2-0-0	DNP	17-2-6
at Cincinnati	03/20/2024	72-73	Lot	DNP	DNP	10-5-7

